



B A L T I M O R E
RAVENS

2016 BALTIMORE RAVENS MEDIA GUIDE

TOTAL RAVENS COVERAGE



**BROADCAST
TEAM**

98ROCK
97.9 baltimore

WBALTV 11 

WBAL 1090
NEWSRADIO



**DOWNLOAD
APP TODAY**

Available on the
 **App Store**

Get it on
 **Google play**

BALTIMORE RAVENS MEDIA GUIDE

2016 RAVENS SCHEDULE

PRESEASON

DAY	DATE	OPPONENT	LOCATION	TIME	TELEVISION
Thursday	August 11	CAROLINA PANTHERS	M&T BANK STADIUM	7:30 p.m.	WMAR/CSN
Saturday	August 20	@ Indianapolis Colts	Lucas Oil Stadium	7:00 p.m.	WMAR/CSN
Saturday	August 27	DETROIT LIONS	M&T BANK STADIUM	7:00 p.m.	WBAL/CSN
Thursday	September 1	@ New Orleans Saints	Mercedes-Benz Superdome	8:00 p.m.	WBAL/CSN

REGULAR SEASON

DAY	DATE	OPPONENT	LOCATION	TIME	TELEVISION
Sunday	September 11	BUFFALO BILLS	M&T BANK STADIUM	1:00 p.m.	CBS (WJZ)
Sunday	September 18	@ Cleveland Browns	FirstEnergy Stadium	1:00 p.m.	CBS (WJZ)
Sunday	September 25	@ Jacksonville Jaguars	EverBank Field	1:00 p.m.	CBS (WJZ)
Sunday	October 2	OAKLAND RAIDERS	M&T BANK STADIUM	1:00 p.m.	CBS (WJZ)
Sunday	October 9*	WASHINGTON REDSKINS	M&T BANK STADIUM	1:00 p.m.	FOX (WBFF)
Sunday	October 16*	@ New York Giants	MetLife Stadium	1:00 p.m.	CBS (WJZ)
Sunday	October 23*	@ New York Jets	MetLife Stadium	1:00 p.m.	CBS (WJZ)
Sunday	October 30	BYE WEEK			
Sunday	November 6*	PITTSBURGH STEELERS	M&T BANK STADIUM	1:00 p.m.	CBS (WJZ)
Thursday	November 10	CLEVELAND BROWNS	M&T BANK STADIUM	8:25 p.m.	NFL Network
Sunday	November 20*	@ Dallas Cowboys	AT&T Stadium	1:00 p.m.	CBS (WJZ)
Sunday	November 27*	CINCINNATI BENGALS	M&T BANK STADIUM	1:00 p.m.	CBS (WJZ)
Sunday	December 4*	MIAMI DOLPHINS	M&T BANK STADIUM	1:00 p.m.	CBS (WJZ)
Monday	December 12	@ New England Patriots	Gillette Stadium	8:30 p.m.	ESPN
Sunday	December 18*	PHILADELPHIA EAGLES	M&T BANK STADIUM	1:00 p.m.	FOX (WBFF)
Sunday	December 25	@ Pittsburgh Steelers	Heinz Field	4:30 p.m.	CBS (WJZ)
Sunday	January 1*	@ Cincinnati Bengals	Paul Brown Stadium	1:00 p.m.	CBS (WJZ)

HOME GAMES IN CAPS AND BOLD • All Times Eastern

*Flexible Schedule Games; All Sunday NFL games scheduled in Weeks 5-17 are eligible to be moved to Sunday Night Football.

All games broadcast on the Ravens Gameday Radio Network, presented by Geico, on WBAL Radio (1090 AM) and 98Rock (97.9 FM) AM, on BaltimoreRavens.com, the Ravens' mobile and tablet apps and across 20 regional affiliates (see page 441 for a list).

RAVENS FACILITIES



Under Armour Performance Center
Football Operations
1 Winning Drive
Owings Mills, MD 21117
(410) 701-4000 (Main)
(410) 701-4100 (PR Fax)



M&T Bank Stadium
(capacity: 71,008)
1101 Russell St.
Baltimore, MD 21230
(410) 261-RAVE (7283)
Fax: (410) 468-1340



CONNECT WITH THE RAVENS



www.baltimore Ravens.com



Ravens app: baltimore Ravens.com/mobile



twitter.com/ravens



[instagram.com/ravens](https://www.instagram.com/ravens)



facebook.com/baltimore Ravens



youtube.com/user/baltimore Ravens

BALTIMORE RAVENS PUBLIC RELATIONS

Kevin Byrne	Sr. Vice President of Public & Community Relations	410-701-4023	kevin.byrne@ravens.nfl.net
Chad Steele	Vice President of Public Relations	410-701-4152	chad.steele@ravens.nfl.net
Patrick Gleason	Director of Public Relations	410-701-4161	patrick.gleason@ravens.nfl.net
Tom Valente	Public Relations Manager	410-701-4158	tom.valente@ravens.nfl.net
Marisol Renner	Publications & Public Relations Specialist	410-701-4157	marisol.renner@ravens.nfl.net

TABLE OF CONTENTS

ORGANIZATION

2016 Schedule and Team Information	1
Chad Alexander	66
Assistant Coaches	29
Steve Bisciotti	6
O.J. Brigance	65
Kevin Byrne	72
Dick Cass	8
Coaches, All-Time	58
Community	86
Eric DeCosta	59
Jon Dubé	73
Facility, Ravens Training Complex	1, 84
John Harbaugh	16
Joe Hortiz	63
George Kokinis	64
Jessica Markison	64
Medical Staff	84
Pat Moriarty	61
Ozzie Newsome	9
Vincent Newsome	62
Dean Pees	25
Player Personnel Staff	67
Ravens Foundation, Inc.	86
Jerry Rosburg	23
William Sheridan	74
Mark Smith	74
Staff Directory	4
Staff Photos	80
Harry Swayne	66
Marc Trestman	27
Executive Staff	75

PLAYERS

Draft Choices	232
First-Year Players	247
Pronunciation Guide	157
Rookie Free Agents	249
Rosters	253
Veteran Players	93

2015 REVIEW

Game-by-Game Summaries	268
Honor Roll	258
How Ravens Were Built	264
NFL Rankings	284
NFL Standings	285
Player Honors (Milestones)	265
Player Participation	261
Pro Bowl Ravens	258

2015 REVIEW CONTINUED

Season Trends	258
Starters, Game-by-Game	263
Statistics, Game-by-Game	266
Statistics, Preseason	259
Statistics, Regular Season	257

HISTORY

Attendance	309
Baltimore Football History	292
Draft Choices, All-Time	323
Draft Choices, Colleges	325
Largest Crowds	333
Ray Lewis (Ravens Legend)	305
Jonathan Ogden (Hall of Famer)	304
Opponents, Ravens vs. NFL	334
Overtime Games	327
Player Honors	310
Preseason Results	328
Primetime Ravens	326
Pro Bowl Ravens	312
Ravens History	292
Ed Reed (Ravens Legend)	307
Regular Season & Postseason Results	329
Ring of Honor/Man of the Year	313
Roster, All-Time	314
Shutouts	326
Statistics, Cumulative, 1996-2014	341
Super Bowl XXXV	291
Super Bowl XLVII	289
Trades	309
Win/Loss Results	327

RECORDS

Defensive Touchdowns	398
Individual Records	396
Opponent Single-Game Bests	416
Rankings, Ravens	393
Postseason, Individual	417
Postseason, Team	426
Team Records	409

GAMEDAY

Amenities, M&T Bank Stadium	435
Entertainment	436
Honor Rows	437
LEED Environmental Award	439
M&T Bank Stadium	433
NFL Schedule, 2016	443
Ravens Radio Network/Affiliates	441
Stadium Seating Chart	440
Statues, Ray Lewis & Johnny Unitas	435
Television Programming	442
Touchdown For Teachers	438

MEDIA GUIDE ACKNOWLEDGEMENTS

The 2016 Baltimore Ravens Media Guide was prepared by the team's public relations department. An electronic version of the guide is available in the press room on [baltimoreravens.com](http://www.baltimoreravens.com) or at this direct url: <http://www.baltimoreravens.com/news/press-room.html>. We extend a special thank you to past staff members of the Ravens' PR department who have contributed to the publication of the media guide since 1996.

Executive Editor: Marisol Renner

Editors: Patrick Gleason & Tom Valente **Art Director:** Ken Lisse

Contributors: Kevin Byrne, Jennifer Burroughs, Heather Darney, Kelly Quinlan, Chase Russell, Emily Scerba, Chad Steele, David Wolf

Photographers: Phil Hoffmann, Shawn Hubbard, Sid Keiser, Paul Spinelli, AP Images

The 2016 Baltimore Ravens Media Guide was printed by Schmitz Press in Sparks, MD. www.schmitzpress.com


Copyright © 2016 Baltimore Ravens



IN MEMORIAM: TED MARCHIBRODA & TRAY WALKER

The 2016 Baltimore Ravens Media Guide is dedicated to two people who will forever be known as important members of the Ravens Family.

TED MARCHIBRODA, former head coach of the Baltimore Colts and the first head coach in Baltimore Ravens history, passed away peacefully on Jan 16, 2016 at the age of 84.



Ted spent 12 seasons as an NFL head coach, including time with the Baltimore Colts (1975-79), Indianapolis Colts (1992-95) and Baltimore Ravens (1996-98). He compiled an 87-98-1 regular season record as a head coach, adding a 2-4 mark in postseason play. Marchibroda and Hall of Famer Don Shula are tied with the second-most total victories (73) in Colts franchise history (Tony Dungy – 92).


With the Baltimore Colts, Marchibroda guided his club to three-straight playoff appearances and division titles (1975-77), posting a career-best 11-3 record in 1976. Leading Indianapolis to a postseason berth in 1995, the Colts advanced to the AFC Championship game before falling to the Steelers. In that contest, Indianapolis came within one dropped “Hail Mary” touchdown pass of advancing to the Super Bowl. Marchibroda’s Ravens were 4-12 in their inaugural 1996 season. Producing a 6-9-1 record in 1997, Baltimore fought valiantly while playing with one of the NFL’s youngest rosters. That year, the Ravens dropped six games by a total of 15 points. In 1998, Baltimore went 6-10, with seven of those games decided by seven points or fewer.

Marchibroda also played professional football as a quarterback for Pittsburgh (1953, 1955-56) and the Chicago Cardinals (1957). A first-round draft choice of the Steelers in 1953, he was selected fifth overall out of the University of Detroit. Marchibroda originally began his collegiate career at St. Bonaventure College from 1950-51, but after the football program was dropped, he transferred to Detroit. It was there that he led the nation in total offense in 1952. Following his rookie season with Pittsburgh, he served in the U.S. Army for one year (1954) and then returned to play football in 1955.

“Ted is a founding father of the Ravens. He was a tremendous competitor and a tough man with a gentle soul,” said Ozzie Newsome. “In a way, he set the Ravens’ path. He wanted players who owned what he called ‘a football temperament.’ Those are players who love all aspects of the game – the mental part, lifting weights, practice and the physicality. That eventually became what we now call ‘Playing Like a Raven.’ He was classy in every way.”

Ted is survived by his wife, Ann, their four children – two daughters, Jodi and Lonni, and two sons, Ted Jr. and Robert – and six grandchildren.

In March, the Ravens helped lay to rest one of their own by celebrating the life of **TRAY WALKER**, a young man who endeared himself to many after just one season in Baltimore.



Their beloved Tray – known for his vibrantly fun personality, dedication to teammates, fun-loving attitude and determination to succeed – was honored by hundreds of people at a funeral service in his hometown of Miami, Fla., just days after he passed away on March 18 following a motorcycle accident in South Florida.

Walker, who was selected by the Ravens in the fourth round of the 2015 draft, played in eight games during his rookie season. He posted one tackle and saw action primarily on special teams. The Texas Southern graduate, who earned All-Conference honors and a degree in criminal justice, dedicated his rookie campaign to his late father, who died of a heart attack in 2014.

Prior to his time at Texas Southern and with the Ravens, Walker prepped at Miami Northwestern HS, where he lettered in football, basketball and track and field. He was also a teammate of NFL first-round draft selections WR Amari Cooper (Raiders) and QB Teddy Bridgewater (Vikings), who attended Walker’s funeral services.

Approximately 45 members of the Ravens organization – teammates, coaches and front office staff – also joined Walker’s family and friends on March 26 at the 93rd Street Community Baptist Church to honor him.

Among those in attendance were general manager/executive vice president Ozzie Newsome and head coach John Harbaugh, who side-by-side led every member of the Ravens’ procession into the church, with each person stopping at Walker’s casket to pay respect.

One of nine people to eulogize Walker, Harbaugh spoke warmly about the 23-year-old. In his heartfelt remarks, Harbaugh highlighted Walker’s beaming grin, love of family and competitive drive.

“The first thing I noticed was that smile – that big Tray Walker smile,” Harbaugh recalled, drawing cheers from the crowd.

On an emotionally-charged afternoon – one filled with a mixture of heartbreak and happiness – Harbaugh concluded his remarks how he knew best:

“Tray Walker, we love you and are going to miss you.”

2016 STAFF DIRECTORY

EXECUTIVE

Stephen J. Bisciotti..... Owner
 Richard W. Cass..... President
 Pam Lund..... Executive Assistant to the Owner
 Lisa Dixon..... Director of Special Events/Special Asst. to the President
 Ron Shapiro..... Special Advisor to the Owner

ADMINISTRATION

Jeff Goering..... Sr. Vice President of Finance/Chief Financial Officer
 Jim Coller..... Vice President of Finance
 Reba Koppelman..... Director of Finance
 Dana Cline..... Senior Payables Manager
 Patti Holtery..... Senior Payroll Manager
 Liz McCroskey..... Accounting Manager
 Toni Lekas..... Receptionist
 Valarie Wideman..... Receptionist

HUMAN RESOURCES

Elizabeth Jackson..... Vice President of Human Resources
 Julie Tambussi..... Human Resources Generalist

INFORMATION TECHNOLOGY

Bill Jankowski..... Vice President of Information Technology
 Nick Fusee..... Vice President of Networking & Hardware
 Jeremy Parks..... Senior Database Architect
 Evan Woodard..... Information Technology Security Manager
 Kevin Boyle..... Information Technology Coordinator

PUBLIC & COMMUNITY RELATIONS

Kevin Byrne..... Sr. Vice President - Public & Community Relations
 Chad Steele..... Vice President of Public Relations
 Heather Darney..... Director of Community Relations/
 Executive Director, Ravens Foundation
 Patrick Gleason..... Director of Public Relations
 Emily Scerba..... Community Relations Manager
 Tom Valente..... Public Relations Manager
 Kelly Quinlan..... Community Relations Coordinator
 Marisol Renner..... Publications & Public Relations Specialist

OPERATIONS

Bob Eller..... Sr. Vice President of Operations
 Joan Fennekohl..... Director of Team Travel
 Keith Mathews..... Director of Facilities Maintenance
 Bud Reinecke..... Senior Manager of Team Services
 Matt Klug..... Facilities Maintenance Manager
 Marlon McLean..... Facilities Assistant
 David Ghostlaw..... Team Operations Assistant

SECURITY

Darren Sanders..... Senior Director of Security
 Vernon Holley..... Security Manager
 Melvin Cross..... Security
 Jesse Oden..... Security
 Craig Singletery..... Security

FIELDS & GROUNDS

Don Follett..... Head Groundskeeper/Sr. Director of Fields & Grounds
 Bryan Filkins... Sr. Manager/Asst. Head Groundskeeper/Equipment Asst.
 Sean Kauffman..... Sr. Manager/Assistant Head Groundskeeper
 P.J. Petel..... Field & Grounds Supervisor/Equipment Assistant
 Eric Evers..... Groundskeeper/Equipment Assistant
 Will Ranney..... Groundskeeper/Equipment Assistant
 Sean Kane..... Groundskeeper
 Jarod Knopp..... Groundskeeper

STADIUM OPERATIONS

Roy Sommerhof..... Sr. Vice President of Stadium Operations
 John Cline..... Director of Event Operations
 Rich Tamayo..... Director of Guest Experience
 Jobie Waldt..... Director of Stadium Operations
 Evan Cohen..... Stadium Operations Assistant

CORPORATE SALES & BUSINESS DEVELOPMENT

Kevin Rochlitz..... Sr. VP of Corporate Sales & Business Development
 Theresa Abato..... Vice President of Suite Sales & Service
 Aaron Cline..... Director of Sales
 Kate Kasabula..... Director of Client Services
 Keith Weldon..... Director of Sales
 Josh Hartman..... Sr. Manager of Suite Sales & Services
 Cindy Browning..... Media & Client Services Manager
 Trey Bennett..... Corporate Sales Account Executive
 Dan Condon..... Corporate Sales Account Executive
 Abby Kruger..... Corporate Sales Account Executive
 Chris Wack..... Corporate Sales Account Executive
 Mattie Wood..... Client Services Manager
 Keenan Harrell..... Client Services Coordinator
 Hayward Sawers..... Suite Services Coordinator
 Lindsay Smith..... Client Services Coordinator

MARKETING

Brad Downs..... Vice President of Marketing
 Ken Lisse..... Senior Designer
 Deandra Duggans..... Manager, Advertising & Branding
 Kim Ferguson..... Manager, Marketing & Partnership Activation
 Laura Humphreys..... Manager, Marketing & Partnership Activation
 Matt Little..... Manager, Marketing & Football Outreach
 Ilsa Marden..... Manager, Events & Game Entertainment
 Nick Prevas..... Graphic Design Manager
 Katie Bollinger..... Coordinator, Marketing & Advertising
 Anneliese Bruce..... Graphic Designer
 Rob Tune..... Coordinator, Entertainment & Events
 Adam Rudel..... Coordinator, Marketing & Football Outreach
 Tina Galdieri..... Cheer Coordinator
 Brandon Williams..... Mascot Coordinator
 John Ziemann..... Band Coordinator

TICKET SALES & OPERATIONS

Baker Koppelman..... Sr. Vice President, Ticket Sales & Operations
 Mike Burke..... Ticket Sales & Hospitality Director
 Adam Mazalewski..... Ticket Operations Director
 T.J. a'Becket..... Ticket Operations & Distribution Manager
 Whitney Fox..... Customer Service & Club Level Manager
 Eric Hubbs..... Ticket Sales & Hospitality Coordinator
 Ciara Kavanagh..... PSL Owner Rewards & Ticket Sales Coordinator
 Gwen Sieck..... Customer Service & Accessible Seating Coordinator

RETAIL

Chris Inouye..... Director of Retail
 Megan Malek..... Retail Manager

MEDIA GROUP

Michelle Andres..... Sr. Vice President of Digital Media & Broadcasting

DIGITAL MEDIA

Dave Lang..... Director of Digital Media
 Sarah Ellison..... Digital Media Editor/Writer
 Cody Williams... Manager of Business Intelligence & Digital Sponsorship
 Ryan Mink..... Staff Writer
 Garrett Downing..... Staff Writer
 John Eisenberg..... Columnist
 Erin Herbert..... Digital Media Coordinator
 Becca Kany..... Social Media Coordinator

2016 STAFF DIRECTORY

MEDIA GROUP CONTINUED

BROADCASTING

Jay O'Brien Director of Broadcasting & Gameday Productions
 Matt Brevet Senior Producer
 Eddie Coughlan Senior Cinematographer
 Phil Cunningham Producer
 Nick Modisett Cinematographer
 Jessie Knaak Broadcasting Coordinator
 Brittany Jorge Motion Graphics Coordinator
 Jeff Atkinson Cinematographer
 Steve Groff Director/Technical Director

PHOTOGRAPHY

Phil Hoffmann Photographer
 Shawn Hubbard Photographer
 Sid Keiser Photographer

COACHING

John Harbaugh Head Coach
 Jerry Rosburg Special Teams Coordinator/Associate Head Coach
 Dean Pees Defensive Coordinator
 Marc Trestman Offensive Coordinator
 Richard Angulo Tight Ends Coach
 Andy Bischoff Offensive Assistant
 Clarence Brooks Sr. Defensive Assistant
 Juan Castillo Offensive Line Coach
 Joe Cullen Defensive Line Coach
 Bobby Engram Wide Receivers Coach
 Leslie Frazier Secondary Coach
 Thomas Hammock Running Backs Coach
 Chris Hewitt Defensive Backs Coach
 Chris Horton Assistant Special Teams Coach
 Mike Macdonald Defensive Assistant
 Don Martindale Linebackers Coach
 Marty Mornhinweg Quarterbacks Coach
 Craig Ver Steeg Sr. Offensive Assistant
 Todd Washington Assistant Offensive Line Coach
 Matt Weiss Offensive Assistant
 Juney Barnett Assistant Strength & Conditioning
 Randy Brown Kicking Consultant
 Scott Cohen Coaching Assistant/Opponent Analysis
 John Egorugwu Staff Assistant, Defense
 Sterling Lucas Staff Assistant, Performance
 Megan McLaughlin Football Information Manager
 Torrey Myers Staff Assistant, Offense
 Dan Parsons Assistant to the Head Coach
 Bob Rogucki Director of Strength & Conditioning
 Steve Saunders Director of Performance & Recovery
 Eugene Shen Director of Coaching Analytics
 Daniel Stern Analytics Assistant
 Martin Streight Staff Assistant, Strength & Conditioning
 Lonnie Teasley Staff Assistant, Offense
 Len Vanden Bos Staff Assistant, Performance
 Drew Wilkins Defensive Coaching Assistant

PLAYER PERSONNEL

Ozzie Newsome General Manager & Executive Vice President
 Eric DeCosta Assistant General Manager
 Pat Moriarty Sr. Vice President of Football Administration
 Vincent Newsome Director of Pro Personnel
 Joe Hortiz Director of College Scouting
 Jessica Markison Director of Football Administration
 George Kokinis Senior Personnel Assistant
 Harry Swayne Director of Player Engagement
 O.J. Brigance Sr. Advisor to Player Engagement
 Chad Alexander Assistant Director of Pro Personnel
 Milt Hendrickson National Scout
 Lonnie Young National Scout
 Mark Azevedo Northeast Area Scout
 David Blackburn West Area Scout
 Ian Cunningham Southeast/Southwest Area Scout
 Jack Glowik Midwest/Southwest Area Scout
 Dwaune Jones Midwest Area Scout
 Andrew Raphael Southeast Area Scout
 David McDonald Football Systems Developer
 Corey Krawiec Player Personnel Assistant
 Brandon Berning Player Personnel Assistant
 Joey Cleary Player Personnel Assistant
 Maggie Domanowski Player Personnel Administrative Assistant
 Johnny Shelton Team Chaplain
 Patrick Williams Scouting Intern

TRAINING & MEDICAL

Mark Smith Vice President & Head Certified Athletic Trainer
 Ron Medlin Asst. Certified Athletic Trainer
 Kevin Domboski Asst. Certified Athletic Trainer
 Dan Adelman Athletic Training Assistant
 Sam Bell Physical Therapist
 Kim Niggel Medical Services Assistant

EQUIPMENT

William Sheridan Equipment Manager
 Kenico Hines Assistant Equipment Manager
 Tom Wood Assistant Equipment Manager
 Michele Geiman Seamstress
 Laura Leizar Seamstress
 Kathy Resnik Seamstress
 Natalie Shaffer Seamstress

FOOTBALL VIDEO

Jon Dubé Vice President of Football Video Operations
 Mark Bienvenu Director of Football Video Operations
 Collin Ferguson Football Video Operations Manager





STEVE BISCIOTTI

OWNER

COLLEGE: SALISBURY STATE UNIVERSITY

BORN: 4/10/60, PHILADELPHIA, PA

EXP. (NFL/RAVENS): 17/17



Steve Bisciotti wants consistency. His goal is to have the Ravens in the playoff mix every season, avoiding dips that plague some franchises.

The Ravens are one of only five teams (Packers – 7, New England – 7, Baltimore – 6, Cincinnati – 6 and Indianapolis – 6) to earn at least six postseason berths in the last eight years (2008-16), with Baltimore winning at least one game in each of those playoff campaigns. Additionally, during this span, the Ravens have compiled an NFL-high 10 postseason victories.

Baltimore has also captured playoff berths in seven of the last 10 years, and during head coach John Harbaugh’s tenure, advanced to three AFC Championship games (2012, 2011 and 2008.)

“We’re proud of what we’re giving to Baltimore,” Bisciotti says. “You have to make the playoffs to have the opportunity to compete for championships, and championships are our goal. We want to be a consistent winner that avoids big lulls and not being in the playoffs for any length of time.”

Under Bisciotti, the Ravens have joined an elite group – they are one of 12 NFL teams with multiple Super Bowl victories. Seven franchises have won one title. Nine others have earned a berth in the game and lost, while four teams have never advanced to the Super Bowl. More importantly, with the Super Bowl XLVII Championship, the Ravens (two) joined the Patriots (four) and the Giants and Steelers, with two each, as the only teams that have won more than one NFL title since the turn of the century in 2000.

The passionate Bisciotti, who at 56 is the third-youngest owner in the NFL (Kansas City’s Clark Hunt, 51 and Washington’s Daniel Snyder, 51), bought a minority interest in the Ravens from Art Modell in 2000, completing the purchase of the franchise on April 9, 2004. Steve’s initial investment to the team provided funds to secure free agents for the 2000 Super Bowl XXXV Championship team. Today, his influence in the NFL continues to rise – he currently is a member of two important ownership committees: Broadcast and Digital Media.

When Bisciotti, now in his 17th year as an owner of the Ravens, hired Harbaugh as the team’s head coach in January of 2008, some eyebrows were raised. Harbaugh had never been a head coach at any level. In fact, he had not been an offensive or defensive coordinator in the NFL. It was obviously the right choice. Along with the Super Bowl XLVII victory during the 2012 season, Baltimore advanced to the playoffs in its first five years with Harbaugh, who is the only modern-day (since 1970) head coach to win a playoff game in each of his first four and five seasons. He is also the only head coach in NFL history to win a playoff game in six of the first seven seasons of a coaching career, and he owns the sixth-best winning percentage (.608) among active head coaches.

“We all saw something in John. And, you have to be willing to separate yourself from the masses – take some chances – to achieve great success,” Bisciotti says. “There’s probably a little bit more perception that we took a risk with John. We don’t think we did.”



QUOTE THE RAVEN: STEVE BISCIOTTI

“My responsibilities are not only to my family and the people who work for the Ravens. There are over a million stakeholders in the Baltimore area who we have an obligation to. They’re the fans who invest more than three hours on Sunday to watch, listen to or attend our games. That’s a big difference from owning a non-sports company.”

– Steve Bisciotti on owning the Ravens

“What really strikes me about Steve is his loyalty to the friends he’s had forever. A lot of people, when they become very successful like Steve, they move on. His friends are the same ones he grew up with. That’s one of his strengths.”

– Longtime Maryland basketball coach Gary Williams on Steve Bisciotti

“[Steve] is a great leader. The players love him. They love when he’s around. He’s an inspiration to all of our guys, to me, to this organization. He sets the tone here. It’s a great organization because of his vision.”

– John Harbaugh on Steve Bisciotti

STEVE BISCIOTTI

SUPER BOWL SUCCESS

MOST SUPER BOWL TITLES SINCE 2000 SEASON

Titles	Team	Seasons
4	New England Patriots	2001, 2003-04, 2014
2	Baltimore Ravens	2000, 2012
2	New York Giants	2007, 2011
2	Pittsburgh Steelers	2005, 2008

Since taking over as the Ravens' full owner, Bisciotti's teams have earned the playoffs a total of seven times, including the AFC's No. 2 seed in 2006 with a franchise-record 13-3 mark. His 2004 (9-7) and 2013 (8-8) teams missed the playoffs by just one game.

Born in Philadelphia on April 10, 1960, Bisciotti moved with his family to Baltimore (Severna Park) in March of 1961 when Steve, the youngest of three children, was 11 months old. His father, Bernard, took the children to Orioles and Colts games. Sadly, Bernard died of leukemia when Steve was 8. His mother, Patricia, a huge Ravens fan, then raised the children.

After graduating from Salisbury (MD) State University in 1982 with a degree in liberal arts, Bisciotti worked in the temporary help industry. In 1983 (at age 23), he started Aerotek with his cousin, Jim Davis. They offered aerospace and technology companies access to skilled temporary employees.

Aerotek grew into the Allegis Group, which currently is the largest staffing firm in the United States and the largest privately-held talent management firm in the world. The company – which is headquartered just outside Baltimore and has offices throughout North America, Europe, the Middle East, Africa and Asia Pacific – has over 15,000 internal employees and over 130,000 high-end contract workers. Allegis Group places employees in positions from engineers, to cable installers, to computer programmers, to marketing specialists.

Before purchasing the Ravens, Bisciotti's business success was not well known to the general public on a national level, or even notable in the Baltimore area, where he and his partners kept a low profile. "I'm OK if I'm one of the least known owners in pro sports," Bisciotti says.

Steve, an energetic visionary, is quietly dedicated to a number of important causes and projects, some associated with his deep Catholic faith. He is a board member for Catholic Charities. Most of Bisciotti's extensive charity work and generous giving are done without public notice.

Bisciotti enjoys golfing and boating. He and his wife, Renee (Foote), are the parents of two sons: Jason and Jack, both of whom reside with their families in the Baltimore area.

(Bisciotti is pronounced: bih-SHAH-tee.)

PRAISE FOR BISCIOTTI

CBS Sports on Steve Bisciotti: "Steve Bisciotti doesn't make himself a huge part of the story, but the decision to hire coach John Harbaugh in 2008 has worked out pretty well. According to *Forbes*, the team has doubled in worth since Bisciotti became owner, but he also understands how to raise morale."

Sports Illustrated on Bisciotti: "Bisciotti has become beloved in Baltimore as the local kid who made good and has turned the Ravens into one of the best-managed franchises in the NFL. He has become the epitome of the young, engaged owner who goes about his business the right way and puts a perennial winner on the field."

Business Review USA magazine ranked Bisciotti No. 10 among all U.S. professional sports franchise owners. Three other NFL owners made the Top 10: 1) Stanley Kroenke, Rams (Kroenke also owns the Denver Nuggets and Colorado Avalanche); 3) Robert Kraft, Patriots and 6) Jeffrey Lurie, Eagles. (February, 2012)



QUOTE THE RAVEN: STEVE BISCIOTTI

"I remember going to a couple of Colts games every season with my dad or mom and brother (Mike) and sister (Cathy Thomas). We were on the 10-yard line, lower deck. We'd go to O's games, too. My favorite player was Paul Blair, because my brother already claimed Brooks Robinson and would not let me take the same guy. We'd also go to Westminster for Colts training camp. We have pictures with various players, and I have one with me wearing Johnny Unitas' helmet. I would always ask the Colts players if I could wear their helmets."

– Steve Bisciotti

At left: A young Steve Bisciotti with the late Johnny Unitas at Colts training camp.



DICK CASS PRESIDENT

COLLEGE: PRINCETON / YALE LAW SCHOOL
BORN: 1/13/46, WASHINGTON, D.C.
EXP. (NFL/RAVENS): 13/13

DICK CASS, in his 13th year as president of the Ravens, oversees every area of the organization, including player and staff personnel, the coaching team, corporate sales, communications and business ventures. In addition to his tenure with the Ravens, Cass has served as counsel to a number of NFL owners, including the Washington Redskins and the Dallas Cowboys, as well as the NFL Office.

“Dick has had involvement with every aspect of an NFL team,” Ravens owner Steve Bisciotti said. “His legal expertise, his working knowledge of the business, his relationships at the league office, and the respect he has earned around the league are significant assets for the franchise.”

2004-16: (with Baltimore) 2014: Baltimore reached the playoffs for the sixth time in seven seasons...The Ravens completed a two-year, \$35 million upgrade to enhance the fan experience at M&T Bank Stadium...The team added 10 additional years to its stadium naming rights agreement and partnership with M&T Bank. **2013:** *ESPN The Magazine's* “Ultimate Standings” ranked the Ravens as America’s 10th-best U.S. pro sports franchise (second best in the NFL). **2012:** The Ravens defeated San Francisco, 34-31, in Super Bowl XLVII, capturing the franchise’s second-ever Lombardi Trophy. **2009:** A regional business group awarded Cass its Regional Visionary Award for setting a high standard for community service in the Baltimore region. **2008:** Helped guide a committee of eight to interview and select head coach John Harbaugh. **2007:** Even though Baltimore was the country’s then-27th-largest television market, the Ravens ranked in the NFL’s top tier in total revenue...*Forbes Magazine* recognized the Ravens as having the NFL’s second-fastest growing brand over the past three years...Cass keyed fundraising efforts for the \$100,000 renovation of Collington Square School’s playground. **2006:** Saluted by former NFL commissioner Paul Tagliabue for Dick’s input to the revenue-sharing plan of the NFL Collective Bargaining Agreement... Initiated fundraising after Hurricane Katrina that resulted in \$1.2 million donated from the Ravens...Though dismissed by Cass, was mentioned prominently by media as a possible successor to Tagliabue...Instrumental in raising \$1.2 million to refurbish Baltimore Polytechnic Institute’s football stadium... The field allows all 18 Baltimore City public high schools to play at least two games per season at the venue. **2004:** Cass was named president of the club in April and was Steve Bisciotti’s first hire as new owner of the Ravens...Brought a wealth of business knowledge, plus legal and negotiating expertise to the club...Orchestrated a midseason move to the team’s new facility in Owings Mills, coupling football operations and corporate into one complex.

1972-2003: (with Wilmer, Cutler & Pickering) Was a partner of the D.C.-based law firm of Wilmer, Cutler & Pickering for 31 years...Was chairman of the firm’s Business Transactions

Section and a member of its Management Committee...Had a general corporate and securities practice, representing companies and entrepreneurs in complex corporate partnership and securities transactions. **2003:** Counsel to the Independent Commission of the US Olympics Committee. **2002:** Was counsel to the owner of the NBA’s Charlotte Hornets in the team’s relocation to New Orleans. **2000:** Represented Steve Bisciotti in the purchase of the Ravens from the Modell family. **1999:** Represented the estate of Jack Kent Cooke in the sale of the Redskins to Daniel Snyder. **1992-93:** Retained by the NFL as an advisor pursuant to the Collective Bargaining Agreement with players. **1980s:** Represented Cowboys owner Jerry Jones in the acquisition of the team and Texas Stadium, advising him on a variety of matters, including sponsorship contracts, the Collective Bargaining Agreement and salary cap, NFL broadcast arrangements, NFL Internet policies, stadium financing, estate planning, local broadcast partnerships and the NFL substance abuse programs. **1979:** Promoted to partner of Wilmer, Cutler & Pickering law firm. **1972:** Served his first year as a member of WCP.

COLLEGE: Graduated Phi Beta Kappa from Princeton in 1968...A knee injury, coupled with surgery, kept him from athletics his first two years...Played rugby as a junior and senior...Graduated from Yale Law School in 1971.

PERSONAL: Clerked for a federal judge in Connecticut for a year before joining WCP, a firm with global offices... Father was an officer in the Coast Guard...As a child, Dick moved around the country with his parents, making stops in Virginia, Maryland, Michigan, California, Washington, D.C., Florida and Massachusetts...Graduated from Mercersburg (PA) Academy, where he was student body president and captain of the football, basketball and baseball teams... He serves on boards for the Greater Baltimore Committee, Kennedy Krieger Institute, Baltimore Community Foundation and Bert Bell NFL Players Pension Plan...He has served on the boards of trustees for both Princeton and Mercersburg Academy...In 2006, Dick donated a kidney to a close friend...Dick’s wife, Heather, owns an architecture firm, Cass and Associates...She is also a graduate of Yale (School of Architecture) and is a Fellow of the American Institute of Architects...Their daughter, Courtney, is a Columbia graduate who taught in New York City public schools for three years and has since earned a law degree from the University of Virginia...She is currently the executive director of Teach for America Baltimore and has a son, Will (1), with her husband, Ryland Sumner...Dick and Heather’s son, Willy, is a graduate of Yale University (biomedical engineering, 2008) and the University of Maryland Medical School (2015)...Willy lives with his wife, Madelaine, in New York City, where he is doing his residency at the Weill Cornell Medical Center (focus on general surgery).



OZZIE NEWSOME

GENERAL MANAGER & EXECUTIVE VICE PRESIDENT

COLLEGE: ALABAMA
BORN: 3/16/56, MUSCLE SHOALS, AL
EXP. (NFL/RAVENS): 39/21 (13 PLAYING / 26 FRONT OFFICE)

OZZIE NEWSOME's legacy is unlike any the game of football has ever seen.

Flourishing at every point of his football career, Newsome has not just followed a successful path; he has blazed the trail. Known throughout all of sports as a premier leader, Newsome is a Hall of Fame player, the architect of Baltimore's Super Bowl XXXV and Super Bowl XLVII championship teams and an elite personnel evaluator who became the NFL's first African American general manager in 2002.

"Ozzie's credibility is what stands out the most," Ravens head coach John Harbaugh states. "And it's not just about what he has accomplished. To me, it's his commitment and focus while striving to do more."

Newsome's remarkable football journey began in Leighton, AL, where he first stepped onto the gridiron with the hope of playing college football. That dream turned into a reality when he became a standout at Alabama under Bear Bryant from 1974-77. "Coach Bryant helped me grow up," states Newsome, who has a sideline portrait of the legendary coach and mentor on his office wall. "He pushed me further than I thought I could go, both on and off the field."

In 1978, Cleveland selected Newsome in the first round of the NFL Draft. Playing 13 years for the Browns, he authored the most productive career for a tight end in the history of the game. A three-time Pro Bowler, his 662 receptions for 7,980 yards and 47 TDs stood as NFL records by a tight end until Hall of Famer Shannon Sharpe surpassed those marks in 2001 (Tony Gonzalez has since set every such record).

Following his storied playing days, Ozzie joined Cleveland's front office. His initial non-player position came as an assignment scout in 1991. Two years later, he was promoted to a very comprehensive assignment – assistant to the head coach/offense/pro personnel. "I had to find out

which direction my career would go," Newsome explains. "Art [Modell] gave me the opportunity to work with the coaches, and I enjoyed that. At the same time, I increased my experience with the personnel department and decided that's where I wanted my career to head."

In 1994, Newsome was named the Browns' director of pro personnel. Although he continued to help on the field, Ozzie provided detailed studies on other NFL players and recommended which players the Browns should try to acquire. When the franchise moved to Baltimore in 1996, Mr. Modell invited Newsome and promoted him to vice president of player personnel. From that point, Ozzie's reputation as a supreme talent assessor grew quickly.

In the Ravens' first-ever draft, Newsome and Co. tabbed T Jonathan Ogden and LB Ray Lewis (the fourth and 26th selections, respectively). Combining to produce an amazing 24 Pro Bowl honors, Ogden became the first Ravens' draft choice elected into the Pro Football Hall of Fame (2013), while Lewis, who retired following the 2012 campaign, is a surefire lock to be enshrined in Canton. Fittingly, the duo will join Newsome, who was inducted into the Hall as a Brown in 1999.

Starting with Ogden and Lewis, Newsome has consistently compiled impressive draft classes for the Ravens. In the team's first 20 drafts (1996-2015), Baltimore selected 20 first-rounders who have earned a total of 56 Pro Bowl honors. And when the Ravens have had a high pick, they haven't missed. Prior to 2016, of the seven players chosen in the Top 10 by Baltimore, five (Ogden, OLB Peter Boulware, CB Chris McAlister, RB Jamal Lewis, the 2003 NFL Offensive Player of the Year, and OLB Terrell Suggs, the 2011 NFL Defensive Player of the Year) have earned Pro Bowl accolades. Additionally, Baltimore has picked in the bottom half of the first round with uncanny success: Lewis was twice named the NFL Defensive Player of the Year; TE Todd Heap (31st)

OZZIE NEWSOME SNAPSHOT

- NFL's First African American General Manager (promoted in 2002)
- Architect of the Ravens' 2000 Super Bowl XXXV & 2012 Super Bowl XLVII Title Teams
- NFL Executive of the Year (2000)
- Pro Football Hall of Fame (Class of 1999)
- State of Alabama Hall of Fame (Class of 1995)
- National Football Foundation College Hall of Fame and NCAA Hall of Fame (Class of 1994)
- 13-Year NFL Tight End with the Cleveland Browns (1978-90)
- Three-Time NFL Pro Bowler (1981, 1984-85)
- Four-Time Cleveland Touchdown Club Offensive Player of the Year (1978, 1981, 1983-84)
- Current Member of Two Major NFL Policy-Making Groups: Competition Committee and Player Care Foundation Board



OZZIE NEWSOME

“Really, Ozzie is an ambassador for the NFL, period. I think about three ‘C’s’ when I think about Ozzie: classy, consistency and championships. That’s what I think about. We’re all chasing Ozzie Newsome, man. He doesn’t talk about it, but go in his office, and he’s got skins on the wall. He doesn’t have to talk about it. His resume says it all for him.”

– New York Giants General Manager Jerry Reese

went to two Pro Bowls as a Raven; S Ed Reed (24th) was tabbed an All-Star nine times and also earned NFL Defensive Player of the Year in 2004; QB Joe Flacco (18th) was named Super Bowl XLVII MVP, leading the Ravens to their second World Championship in 2012; and LB C.J. Mosley (17th) became the first Ravens rookie to earn Pro Bowl honors following an exceptional 2014 season.

Amazingly, in the Ravens’ brief history, Newsome and his staff have drafted 17 players who have earned Pro Bowl honors. When including 2006 Pro Bowl LB Bart Scott, 2013 Pro Bowl K Justin Tucker and 2015 Pro Bowl LS Morgan Cox, who signed as undrafted rookie free agents in 2002, 2012 and 2010, respectively, Baltimore has produced 20 homegrown Pro Bowlers in just 20 seasons.

In addition to his knack for evaluating talent on the field, Newsome has also mastered the ability to develop and share insight with the scouts who work under him. The Ravens boast a methodical and disciplined draft process, one that’s foundation is laid years in advance. The “process” includes 20 full-time members of the personnel department, but also has feedback from Ravens coaches. Most of Ozzie’s staff has been with the team since the franchise started in 1996 or has graduated from the “20/20 Club,” a group that consists of members who began with the Ravens as young assistants and grew into evaluators with more input. (The term “20/20” refers to hiring “20-year-olds for \$20,000.” “Actually, the guys started when they were a little older than 20 and for more than \$20,000, but that’s what we call them,” Newsome adds.)

The Ravens do not belong to the National Football Scouting group, which provides member teams a log of reports on players eligible for the draft. Instead, they make their own list, and that means looking at every player on a collegiate roster. “We do a lot of cross-checking,” says Ravens assistant general manager Eric DeCosta, a graduate of Newsome’s “20/20 Club.” “A number of us look at everyone, and then we have the area scouts look at certain players from other regions so we get multiple grades and opinions on all the players.”

Newsome, who is on the NFL’s Competition Committee and the NFL Player Care Foundation Board, encourages all scouts and coaches to have strong opinions, noting specifically that he wants to hear what everyone in the room has to say. Because of this philosophy, Ozzie believes the biggest strength of the Ravens’ personnel team is that “we respect and listen to each other.”

“What sets us apart is that we have guys who cut their teeth right here in Baltimore, learning the way we do things,” Newsome affirms. “And we have had some great guys with Phil Savage, ‘Shack’ [James Harris], George Kokinis, Eric

DeCosta and other people who were helping these young scouts along the way. I think that’s the secret. It’s not Ozzie. It’s the way we do things, and the way these guys gravitate to the process of the Baltimore Ravens.”

Newsome also fosters a working environment that breeds standout coaches. By bringing in individuals who embrace the “Raven Way,” Newsome aims to create a synergy that manufactures success among the scouts, coaches and players. As a result, Baltimore has had many of its assistants move on to become or return as head coaches, both on the collegiate and NFL level: Jim Caldwell (Lions), Jack Del Rio (Jaguars/Raiders), Kirk Ferentz (Iowa), Pat Hill (Fresno State), Hue Jackson (Raiders/Browns), Gary Kubiak (Broncos), Marvin Lewis (Bengals), Eric Mangini (Browns/Jets), Rick Neuheisel (UCLA), Mike Nolan (49ers), Chuck Pagano (Colts), Mike Pettine (Browns), Rex Ryan (Jets/Bills), Jim Schwartz (Lions), David Shaw (Stanford), Mike Singletary (49ers), Mike Smith (Falcons) and Ken Whisenhunt (Cardinals/Titans).

“[Ravens] players believe, and that’s the beauty of it,” states Ryan, who worked with Newsome from 1999-2008. “Ozzie brings in the right kind of players, and one thing we’ve always talked about is we don’t want to coach effort. And that’s the thing – we don’t. [Ravens] guys love to play the game, and those are the guys you surround yourself with. That’s why you have a chance to be successful [in Baltimore].”

Newsome’s motivation and work ethic are also reasons many people respect him. One specific way that devotion shines through is in his everyday routine. If Ozzie’s not in his office or out on the practice field, he can be found on the treadmill in the Ravens’ weight room. Exercising daily (and often putting in two-a-days), Ozzie says his workouts are just another way he tracks the pulse of the team.

“By being around the coaches and players out at practice,” Newsome states, “and being in that weight room around those players, I think I get a chance to build some things in my mind of how I’d like the makeup of our football team.”

A year-by-year look at Newsome’s Baltimore career:

2015: The Ravens finished third in the AFC North after posting a 5-11 record...Baltimore had 20 players on Injured Reserve (NFL’s second most), including eight key starters...The Ravens played an NFL-record 14 games decided by 8 points or fewer (tied, 1994 NY Giants)...Despite starting four different QBs (Joe Flacco, Matt Schaub, Jimmy Clausen & Ryan Mallett) for the first time in franchise history, Baltimore posted the second-most total net yards (5,749) in team annals...The Ravens also set a franchise record by averaging 266.9 passing yards per game...Leading the O-line was G Marshal Yanda, who earned his fifth-straight Pro Bowl nod...The Ravens boasted the NFL’s top overall special teams unit, ranking No.

OZZIE NEWSOME

1 in senior NFL writer Rick Gosselin's (*The Dallas Morning News*) annual comprehensive ratings system...P Sam Koch and LS Morgan Cox (a "need" player) earned their first All-Star honors, with Koch posting a 42.9 net average (second in the NFL)...The Ravens ranked No. 8 in total defense, while in the second half of the season (final eight games), Baltimore posted the NFL's No. 2 overall defense and the No. 1 pass defense...OLB Elvis Dumervil posted a team-high 6 sacks and made the Pro Bowl as an alternate.

2014: The Ravens produced a 10-6 regular season record en route to earning their sixth playoff berth in seven seasons... Baltimore, one of three AFC North teams to make the 2014 postseason, finished third in the division behind Pittsburgh (11-5) and Cincinnati (10-5-1), but advanced to the Divisional Playoff round after capturing a 30-17 Wild Card victory in the Steel City...The Ravens' bid to reach their fourth AFC Championship game under John Harbaugh was cut short in New England, where Baltimore fell to the Patriots, 35-31, after holding two 14-point leads during a thrilling battle...The Ravens set single-season franchise records by scoring 409 points (including a team-best 206 on the road) and producing 5,838 yards of offense...QB Joe Flacco tallied career bests in yards (3,986) and touchdown passes (27), while key free agent addition WR Steve Smith Sr. reached the 1,000-yard receiving milestone for the eighth time in his career (1,065 yards on 79 catches)...WR Torrey Smith posted 11 receiving TDs, a mark that ranks as the second most in Ravens single-season history...First-time Pro Bowl RB Justin Forsett – another key free agent addition – produced a career-high 1,266 rushing yards (the NFL's fifth most) and led the league in runs of 20-plus yards (a team-record 17)...Led by OLB Terrell Suggs and 2014 Pro Bowl selections OLB Elvis Dumervil and

rookie LB C.J. Mosley (the team's top overall draft choice), Baltimore tallied the NFL's second-most sacks (49, tied with Philadelphia) and boasted the No. 2 red zone defense (42.6)...P Sam Koch produced the NFL's No. 3 gross average (47.4) and No. 1 net average (43.3), setting the Ravens' single-season records in each category.

2013: For the first time since 2008 – the year the Ravens hired John Harbaugh – Baltimore did not make the playoffs, falling one game short with an 8-8 mark and placing third in the AFC North (the Ravens were 3-3 in the division, splitting with all three rivals)...Baltimore played an NFL-high nine games decided by 3 points or fewer (5-4 record in those contests)...LB Daryl Smith, a vital free agent acquisition, had 19 passes defended, setting a Ravens' record by a linebacker (Ray Lewis, 13 in 2003)...Smith finished with career highs in sacks (5), INTs (3) & PD (19) and led the team in tackles (123)...OLB Terrell Suggs (10) and OLB Elvis Dumervil (9.5), another top free agent offseason signing, combined for 19.5 sacks, with Suggs earning his sixth Pro Bowl invite...NT Haloti Ngata was elected to his fifth Pro Bowl, while CB Lardarius Webb's 22 PD tied (Alterraun Verner) for the NFL's most...WR Torrey Smith tallied 1,128 receiving yards, the second most in single-season team history (Michael Jackson - 1,201 in 1996) and had a career-high 65 catches...Undrafted rookie WR Marlon Brown's 7 receiving TDs tied (Torrey Smith, 2011) for the most by a rookie in team history, while he also finished second (Smith, 2011) in catches (49) and receiving yards (524) by a Ravens' rookie...Pro Bowl K Justin Tucker set franchise records in FGs made (38) and FGs attempted (41) and produced a franchise-record 140 points (tied for sixth in NFL)...Tucker also had 6 FGs of 50-plus yards and kicked 3 game-winning FGs, including a team-record 61-yarder at Detroit.



STANDOUT FREE AGENTS SIGNED BY OZZIE NEWSOME

Not only have the Ravens' drafts been productive, but their free agent signings have proven masterful. "We've been able to recruit and sign veterans who helped us win Super Bowls and kept us competitive in other seasons," Newsome states.

Free Agent Additions (Years)	Honors/Notes as a Raven
DE Michael McCrary (1997-2002)	2 Pro Bowls / No. 3 All Time in Franchise Sacks (51)
DT Tony Siragusa (1997-2001)	313 Tackles / Anchor of D-line on 2000 Super Bowl Team
S Rod Woodson (1998-2001)	3 Pro Bowls / 20 INTs and 5 INT-TDs
DT Sam Adams (2000-01)	2 Pro Bowls / Led Super Bowl XXXV Team with 5 Forced Fumbles
TE Shannon Sharpe (2000-01)	1 Pro Bowl / Led Super Bowl XXXV Team with 67 catches for 810 yards
WR Derrick Mason (2005-10)	Franchise's All-Time Leading Receiver (471 Catches for 5,777 yards)
QB Steve McNair (2006-07)	1 Pro Bowl / Led Ravens to Franchise-Best 13-3 Record in 2006
DL Trevor Pryce (2006-10)	Fifth-Most Single-Season Sacks (13 in 2006) in Franchise History
ST Brendon Ayanbadejo (2008-12)	1 Pro Bowl / Career-High 30 Special Teams Tackles in 2008
C Matt Birk (2009-12)	Anchor and Leader of the Ravens' O-line from 2009-12
FB Vonta Leach (2011-12)	2 Pro Bowls / Lead Blocker for Three-Time Pro Bowl RB Ray Rice
WR/RS Jacoby Jones (2012-14)	1 Pro Bowl / 6 Total Kick Return TDs, Including 108-Yard KOR in Super Bowl XLVII
LB Daryl Smith (2013-15)	1 of 2 NFL Players (Lavonte David) with 350 tackles, 5 sacks, 5 INTs & 4 FFs from 2013-15
OLB Elvis Dumervil (2013-present)	2 Pro Bowls / 26.5 Sacks since 2013 / Ravens Single-Season Sack Record (17 in 2014)
RB Justin Forsett (2014-present)	1 Pro Bowl / 1,266 Rush Yards (NFL's fifth most) and NFL-High 17 Runs of 20+ yards in 2014
WR Steve Smith Sr. (2014-present)	125 receptions for 1,735 yards and 9 TDs in 23 games as a Raven

OSZIE NEWSOME

2012: Capturing the franchise's second World Championship with a victory in Super Bowl XLVII, the Ravens finished with a 10-6 record (14-6 overall) en route to earning their fifth-straight playoff berth and second-consecutive AFC North title... Baltimore became the only NFL team to make the playoffs in each season from 2008-12 – with the Ravens also winning at least one playoff game each year... The Ravens also seized the franchise's fourth-ever division title with a 4-2 mark in AFC North play and an 8-4 overall conference record... Baltimore set a then-single-season franchise record by scoring 398 points, averaging the NFL's 10th-most per game (24.9)... The Ravens scored a team-record 254 points at home, producing the NFL's fourth-best home average of 31.8 ppg... Baltimore also surrendered just 16 give-aways, setting a franchise single-season record low... The Ravens' special teams units were spectacular: In addition to posting a league-best (tied, Darius Reynaud) 3 kick return TDs (108- & 105-yard KORs and 63-yard PR), WR/RS Jacoby Jones led the NFL in KOR average (30.7). Rookie K Justin Tucker, an undrafted free agent signing, made 30 of 33 FGAs (90.9%), producing the third-best success rate in Ravens single-season history and the second-best mark by a rookie kicker in NFL history... En route to winning Super Bowl XLVII, 34-31, over the San Francisco 49ers in New Orleans, the Ravens produced one of the most electrifying postseasons in NFL history: Averaging 410.3 yards of offense (134.8 rush & 275.5 pass) per game, Baltimore scored 31.0 points per contest while allowing just 22.0. WR Anquan Boldin recorded 22 catches for 380 yards and 4 TDs, while Jones posted a 29.4 receiving average (5 for 147), catching TDs of 70 and 56 yards. (Jones also had a 108-yard KOR-TD in the Super Bowl.)... With a 3-TD performance vs. the 49ers, QB Joe Flacco threw 11 TD passes in the playoffs, tying the NFL single-postseason record shared by Joe Montana (1989) and Kurt Warner (2008). (Flacco and Montana did not throw an INT during their respective postseasons.) Flacco finished the Super Bowl 22-of-33 for 287 yards to produce a 124.2 rating (eighth-best mark in SB history) and earned MVP honors... The Ravens' "D" was also stout in the playoffs, registering 10 take-aways (6 INTs and 4 FRs) to produce a +6 overall turnover differential... The unit posted 9 sacks in four playoff games, including 4.5 by OLB Paul Kruger... For their season efforts, six Ravens earned Pro Bowl honors: S Ed Reed (ninth), DT Haloti Ngata (fourth), FB Vonta Leach (third), RB Ray Rice (third), G Marshal Yanda (second) and Jones (first).

2011: The Ravens became the only NFL team to earn the playoffs from 2008-11, also winning the AFC North by sweeping the division for the first time in franchise history... Producing a second-straight 12-4 campaign, Baltimore also went 6-0 against playoff teams during the regular season... Baltimore earned a 20-13 Divisional Round victory over Houston at home, but the Ravens' Super Bowl hopes came to a devastating end in New England with a last-second, 23-20 loss in the AFC Championship game... The Ravens' defense, which finished No. 3 in the league in fewest points permitted (16.6 ppg) for the fourth-straight year, tied an NFL record for consecutive seasons of being in the Top 3 for points allowed... RB Ray Rice produced a career-high and NFL-best 2,068 yards from scrimmage, ranking second in rushing (1,364 yards)... Rice also set a team mark with 15 total TDs...

WR Torrey Smith, the Ravens' 2011 second-round draft pick, was third among NFL rookies with 841 receiving yards (50 catches); his receptions and yards, plus 7 TDs, set new Ravens first-year standards... Eight Ravens earned Pro Bowl honors: LB Ray Lewis (13th), S Ed Reed (eighth), OLB Terrell Suggs (fifth), DT Haloti Ngata (third), 2011 free agent acquisition FB Vonta Leach (second), RB Ray Rice (second), G Ben Grubbs (first) and G Marshal Yanda (first)... Suggs was also named the 2011 *Associated Press* Defensive Player of the Year, marking the fourth time a Raven has won the honor (Reed - 2004, and Lewis - 2003 & 2000).

2010: Baltimore tied Pittsburgh for the best record in the division at 12-4, but lost the AFC North on the division-record tiebreaker (5-1 to 4-2)... Baltimore, Indianapolis (an NFL record nine in a row) and Philadelphia became the only teams to make the playoffs from 2008-10... The 2010 campaign also marked the first time the Ravens ever earned the postseason three years in a row (the

Ravens later extended their record to five years in 2012)... In the Wild Card game at Kansas City, the Ravens prevailed, 30-7, becoming the only NFL team to win at least one playoff game in each of the last three seasons... John Harbaugh became the first head coach in NFL history to take over a sub-.500 team and then win a playoff game in each of his first three seasons... Five Ravens earned Pro Bowl honors: LB Ray Lewis (12th), S Ed Reed (seventh), OLB Terrell Suggs (fourth), DT Haloti Ngata (second) and K Billy Cundiff (first)... Pro Bowl WR Anquan Boldin, acquired by Newsome in an offseason trade with Arizona, tallied team highs with 64 catches and 837 receiving yards.

RAVENS FIRST-ROUND PICKS

Year	Name	Pick	Pro Bowls
1996	T Jonathan Ogden*	4	11
1996	LB Ray Lewis*##+	26	13
1997	LB Peter Boulware*-	4	4
1998	CB Duane Starks*	10	
1999	CB Chris McAlister*	10	3
2000	RB Jamal Lewis*~	5	1
2000	WR Travis Taylor	10	
2001	TE Todd Heap*	31	2
2002	S Ed Reed*#	24	9
2003	OLB Terrell Suggs*~#	10	6
2003	QB Kyle Boller	19	
2005	WR Mark Clayton*	22	
2006	DT Haloti Ngata*	12	5
2007	G Ben Grubbs*	29	1
2008	QB Joe Flacco^+	18	
2009	T Michael Oher*	23	
2011	CB Jimmy Smith	27	
2013	S Matt Elam	32	
2014	LB C.J. Mosley*	17	1
2015	WR Breshad Perriman	26	
2016	T Ronnie Stanley	6	

+ Super Bowl MVP

NFL Defensive Player of the Year

~ NFL Offensive Player of the Year

- NFL Defensive Rookie of the Year

* All-Rookie Team performer that season

^ *NFL.com* Rookie of the Year (fan vote)

OZZIE NEWSOME

2009: After posting a 9-7 record, the Ravens produced their sixth playoff team of the decade (2000-09)...Behind an offense that ranked ninth in NFL scoring (24.4 ppg) and a defense that finished third in total yards (300.5 ypg) and points (16.3 ppg) allowed, the Ravens upended the Patriots (33-14) in the Wild Card round, becoming the first road team to win a playoff game at New England since 1978...For the first time in team history, Baltimore had a 3,000-yard passer (Joe Flacco - 3,613), a 1,000-yard rusher (Ray Rice - 1,339) and a 1,000-yard receiver (Derrick Mason - 1,028) in the same season...Five Ravens were voted to the Pro Bowl, including LB Ray Lewis (11th), S Ed Reed (sixth), FB Le’Ron McClain (second), DT Haloti Ngata (first) and Rice (first)...Rookie T Michael Oher, who started 16 games, finished second for Diet Pepsi Rookie of the Year (*NFL.com* fan vote) and earned All-Rookie team honors.

2008: Along with owner Steve Bisciotti, president Dick Cass and several other front office executives, Newsome headed the search committee that hired first-year head coach John Harbaugh...The Ravens posted an 11-5 regular season record and advanced to the AFC Championship game, where they fell to the eventual Super Bowl champion Steelers...Led by Newsome and Harbaugh, Baltimore produced 13 total victories, which set an NFL record for most wins by a first-year head coach (Harbaugh) and rookie quarterback (Joe Flacco)...Baltimore’s stifling defense – ranked No. 2 in the NFL – set several franchise records, while the Ravens also had five players earn Pro Bowl honors: LB Ray Lewis, S Ed Reed, ST Brendon Ayanbadejo, OLB Terrell Suggs and FB Le’Ron McClain...Flacco, who became the first rookie QB ever to win two playoff games, was named the Diet Pepsi Rookie of the Year (*NFL.com* fan vote).


2007: Despite finishing 5-11 in an injury-marred season (Baltimore lost 77 games to starters), the Ravens sent four players to the Pro Bowl: T Jonathan Ogden (11th), LB Ray Lewis (ninth), S Ed Reed (fourth) and RB Willis McGahee (first)...Former free agent acquisition WR Derrick Mason (2005) set a Ravens’ single-season record with 103 receptions...Ravens had six different rookies start a game, tying for the second most in the NFL.

2006: Baltimore produced the best record in franchise history with a 13-3 mark before falling to Indianapolis in the Divisional Playoff, 15-6...Thanks to key offseason free agent additions like 2003 NFL co-MVP QB Steve McNair, four-time Pro Bowl DT Trevor Pryce and Pro Bowl special teamer Gary Stills, the Ravens improved in all three phases of the game...Additionally, the Ravens had five rookie draft picks start at least one contest, including first-rounder DT Haloti Ngata (16 games) and fifth-round pick S Dawan Landry (14 games)...Both Ngata and Landry earned PFW/PFWA All-Rookie Team honors and were integral pieces of Baltimore’s No. 1-ranked defense...Ravens produced eight Pro Bowl players, including McNair...After the Ravens’ 27-26 win at Tennessee, keyed by McNair’s 373-yard, 3-TD effort and Pryce’s game-clinching FG block, Newsome was awarded the game ball for his efforts in building the 2006 team.

2005: A difficult season ended with a 6-10 record...The Ravens lost 67 games to starting players with injuries, third most in the NFL...Pro Bowlers WR Derrick Mason and CB Samari Rolle, were added for the campaign...T Jonathan Ogden made his ninth-straight Pro Bowl...First-round draft choice WR Mark Clayton set then-rookie records with single-season franchise highs in catches (44) and yards (471).

2004: Baltimore, with key starters missing a total of 53 games, fell one game short of the playoffs, finishing with a 9-7 mark...S Ed Reed, the Ravens’ first pick in 2002, was named the NFL’s Defensive Player of the Year...Reed, LB Ray Lewis, CB Chris McAlister, T Jonathan Ogden and OLB Terrell Suggs all made the Pro Bowl...In June 2004, the Pro Football Writers Association honored Newsome with the Jack Horrigan Award for his cooperation and understanding of the media.

SUPER BOWL SUCCESS		
MOST SUPER BOWL TITLES SINCE 2000 SEASON		
Titles	Team	Seasons
4	New England Patriots	2001, 2003-04, 2014
2	Baltimore Ravens	2000, 2012
2	New York Giants	2007, 2011
2	Pittsburgh Steelers	2005, 2008



Newsome celebrates the Ravens’ 34-31 Super Bowl XLVII win over San Francisco at the Mercedes-Benz Superdome in New Orleans. The 2012 World Championship marked the Ravens’ second Super Bowl title (2000) in the franchise’s short history.

OZZIE NEWSOME

2003: Ravens won their first division title with a 10-6 record...Baltimore hosted the Titans in the Wild Card game, but fell, 20-17...Ravens sent an NFL-best (tied with KC) eight players to the Pro Bowl, all of whom were originally drafted by Baltimore...The Ravens picked OLB Terrell Suggs (first round, 10th overall), who posted a team rookie-record 12 sacks and earned NFL Defensive Rookie of the Year honors...RB Jamal Lewis was named the NFL's Offensive Player of the Year, posting the then-second-most rushing yards in league history (2,066)...LB Ray Lewis earned his second (2000) Defensive Player of the Year honor.

2002: Was promoted and became the NFL's first African American general manager...Newsome and his staff assembled the youngest team in league history...Most observers predicted the Ravens would win very few games, but Baltimore entered Week 15 with a 7-7 mark and a chance to be the AFC's top Wild Card playoff team...Two last-minute losses to Cleveland (14-13) and at Pittsburgh (34-31) gave Baltimore a 7-9 mark...That year's draft produced two immediate starters (S Ed Reed & DE Anthony Weaver) and standout returner Lamont Brightful...Reed led the Ravens with 5 INTs and made every NFL All-Rookie team.

2001: Picking late in each round after winning Super Bowl XXXV, Newsome and his staff continued to draft well by selecting TE Todd Heap (first round, 31st overall), who finished his Ravens career in 2010 as the franchise's all-time leader in TD catches (41)...Ravens concluded the season with a 10-6 record and won at Miami (21-3) in the Wild Card game before falling in the Divisional Playoff at Pittsburgh (27-10)...Six Ravens earned Pro Bowl honors.

2000: Newsome was voted the NFL's Executive of the Year... Finishing 12-4, the Ravens earned a Wild Card berth and won Super Bowl XXXV, 34-7, over the New York Giants...Baltimore's bruising defense, considered one of the best in league history, permitted just 970 rushing yards and 165 points – both NFL records in a 16-game season... The architects of the Ravens' Super Bowl championship team, Newsome and his staff hit gold with the selection of RB Jamal Lewis (the team's all-time leading rusher) with the fifth pick in the first round...As a rookie, Lewis set a then-Ravens' team record with 1,364 rushing yards...The Ravens had five Pro Bowlers, including key free agents DT Sam Adams and S Rod Woodson, whom Newsome signed.

1999: The Ravens finished 8-8 in Brian Billick's first season as head coach and had five players named to the Pro Bowl...

Newsome continued a hot hand at drafting by tabbing Arizona CB Chris McAlister (10th overall), who earned three Pro Bowls (2003-04 and 2006) in Baltimore.

1998: Coordinated the selection of CB Duane Starks with the Ravens' first pick (10th overall)...Starks tied for the NFL's INT lead among rookies that year (equaling Charles Woodson's 5)...Starks then added 5 more thefts in his second season and led the Ravens with 6 picks in 2000, including a 49-yard INT for a TD against the NY Giants in Super Bowl XXXV.

1997: In their second draft, the Ravens picked eventual four-time Pro Bowl LB Peter Boulware, LB Jamie Sharper, S Kim Herring and C Jeff Mitchell – all of whom became starters vs. the Giants in the Super Bowl XXXV victory... Boulware, the Ravens' No. 2 all-time sacks leader (70, behind OLB Terrell Suggs – 106.5), was the consensus choice for NFL Defensive Rookie of the Year and led the AFC in sacks (15) in 2001.

1996: Art Modell invited Newsome to join him as the Ravens' VP of player personnel when the team moved from Cleveland to Baltimore...Under Newsome's direction, the 1996 draft produced two perennial Pro Bowlers in T Jonathan Ogden (a Pro Football Hall of Famer) and LB Ray Lewis, who was the Super Bowl XXXV MVP and NFL's Defensive Player of the Year in 2000 & 2003...Also earning the Pro Bowl as a returner was WR Jermaine Lewis (1998 and 2001), a fifth-rounder in that draft, who still holds several franchise return records.

1991-95: (with Cleveland) Newsome's first position in the Browns' front office was as a special assignment scout... Two years later (1993), Newsome was promoted to a very comprehensive assignment – assistant to the head coach (Bill Belichick)/offense/pro personnel...In 1994, Newsome was named the Browns' director of pro personnel...Although he continued to help on the field, Newsome provided detailed studies on other NFL players and recommended which players the Browns should try to acquire.

NFL PLAYER: 1978-90: (with Cleveland) Newsome retired after 13 years as a premier NFL tight end...Entering 2016, his 662 receptions and 7,980 receiving yards both rank fifth most all time by a TE (each mark also stands as the most ever by any player in Browns history)...Newsome

also caught 47 career touchdown passes, fourth most in Browns annals...Newsome ended his career as the fourth-leading NFL receiver of all time...He earned three Pro Bowls (1981, 1984-85) and was a four-time winner of the Cleveland Touchdown Club's Offensive Player of the Year award (1978, 1981 and 1983-84)...His streak of 150-consecutive games with a catch by a TE is the second longest in NFL history

RANKING THE LEAGUE'S BEST GENERAL MANAGER/HEAD COACH DUOS (Adam Schein, NFL.com, 2015)

- Rk. General Manager/Head Coach (Team)**
1. Steve Keim/Bruce Arians (Ari.)
 2. **Ozzie Newsome/John Harbaugh (Bal.)**
 3. John Schneider/Pete Carroll (Sea.)
 4. Ted Thompson/Mike McCarthy (GB)
 5. Mickey Loomis/Sean Payton (NO)

THE NFL'S TOP GENERAL MANAGERS (The Sporting News, Aug. 2015)

- Rk. General Manager (Team)**
1. John Schneider, Seattle Seahawks
 2. **Ozzie Newsome, Baltimore Ravens**
 3. Ted Thompson, Green Bay Packers
 4. Steve Keim, Arizona Cardinals
 5. John Elway, Denver Broncos

OZZIE NEWSOME

(Tony Gonzalez, 211)...Winner of the 1990 Byron "Whizzer" White Award as the NFL's top community volunteer... Newsome, who was named to the All-NFL team of the 1980's (second team), consistently received All-AFC and All-NFL honors throughout his career...He was a 1978 No. 1 draft choice (23rd overall), along with LB Clay Matthews (12th overall), and the two are among an elite group of Browns to have played for three decades...The others are Gene Hickerson (1958-60, 62-73), Dick Schafrath (1959-71) and Don Cockroft (1968-80)...Until former Ravens TE Shannon Sharpe broke his records in 2001, Newsome's pro career was the most productive of any TE in NFL history...Newsome was inducted into the Pro Football Hall of Fame in 1999...Calvin Hill (RB - Dallas, Washington, Cleveland), a close friend of his, introduced Newsome at the induction ceremony.

COLLEGE: Newsome graduated from Alabama with a degree in recreation administration...During his four-year career with the Crimson Tide, he posted 102 receptions for 2,070 yards and 16 TDs...Newsome also helped Alabama capture three SEC Championships...As a senior in 1977, he was named team captain and the Southeastern Conference's Lineman of the Year...Newsome also earned All-American honors at WR...He was inducted into the College Football Hall of Fame (South Bend, IN) in 1994.

PERSONAL: Attended Colbert County (Leighton, AL) HS... Winner of the 1990 Byron "Whizzer" White Award as the NFL's top community volunteer, he is widely known for his willingness to help those in need...In 2014, Newsome

received the Leadership Award for career achievement at the John Mackey Awards banquet...In 2012, he was honored with the Maxwell Football Club's Francis J. "Reds" Bagnell Award for outstanding contribution to the game of football...In 2008, Newsome was honored by Little League Baseball – a sport in which he competed as a child – for his lifetime athletic achievements by being inducted into its Hall of Fame...In 2007, along with Tony Dungy, Herm Edwards and Lovie Smith, Newsome received the Fritz Pollard Alliance's Johnnie Cochran Salute to Excellence Award, which honors African Americans in the NFL who make the biggest impact on the field and in the front office...Newsome was also honored with the award in 2009, 2011 and 2012...Additionally, in 2007, Newsome received the FPA's Paul "Tank" Younger Award, acknowledging his dedication and achievement in building a successful organization...Newsome has gained induction into eight Halls of Fame: Pro Football Hall of Fame in Canton, OH (1999), National Football Foundation College Hall of Fame (1994), NCAA Hall of Fame (1994), State of Alabama Hall of Fame (1995), National High School Hall of Fame (2014), National Federation of State High School Associations Hall of Fame (2014), Colbert County High School (Leighton, AL) Hometown Hall of Fame (2012) and Little League Baseball Hall of Fame (2008)...An avid golfer, Ozzie says his dream foursome would include Bear Bryant, Tiger Woods, Michael Jordan and himself...Newsome and his wife, Gloria, live in Cockeysville, MD...The couple has a son, Michael Ryan, who attends the University of Alabama.

"'In Ozzie We Trust.' It's an ode to the architect of the franchise's two Super Bowl teams, and an overture to the man's steady hand, sharp mind and unwavering belief in his ability to field a competitive team. Ozzie Newsome and his inner circle, including assistant general manager Eric DeCosta and contract guru Pat Moriarty, have proven to be unflappable under duress and a perfect steward for this organization from original owner Art Modell – for whom he was a Hall of Fame tight end in Cleveland – through current owner Steve Bisciotti."

– Jason La Canfora, CBS Sports

"Talk to anyone who has watched [Ozzie] Newsome and his staff work up close, and they'll repeat a variation of the same theme: He made the rare transition from great player to great team executive and personnel evaluator by prioritizing listening, learning before talking, and being able to assimilate vast amounts of information and condense it down to its most salient points. Somehow, Newsome is able to block out the noise and avoid drowning in the details, which paves the way to more decisive and reasoned decision-making in the inherently inexact science that is football scouting and evaluation."

– Don Banks, SI.com

"[Ozzie] Newsome, the only GM the Ravens have had, ... has produced two Super Bowl champions, drafted future Hall of Famers with his first two picks ever (Jonathan Ogden and Ray Lewis), has had only two head coaches in the last 16 years (Brian Billick and John Harbaugh), and has either employed or mentored front-office personnel all over the NFL. A franchise literally couldn't ask for more than he's done."

– David Steele, The Sporting News

"The genius of his ability to absorb all the information is second to none. I always equate it to watching him look at the draft board is like watching Russell Crowe [play Nobel Laureate in economics John Nash] in the movie 'A Beautiful Mind,' in that scene where the math just kind of comes off the board for him. That's Ozzie with all those names and statistics. Of course, he has a great eye for talent, too, but his ability to orchestrate that process, to gain that information, is unmatched."

– Brian Billick, NFL Network

"General manager Ozzie Newsome, assistant GM Eric DeCosta, head coach John Harbaugh and the rest of this brilliant staff establish a consistent culture of winning by owning the NFL Draft. Their collective scouting savvy – and clear-eyed decision-making – shapes good teams into great ones. It's truly a work of art. ... In a league where competitive balance rules, having a great structure is vital. The Ravens' continual success isn't luck. It's the residue of amazing design. It's the wizardry of Oz."

– Adam Schein, NFL.com

"[Newsome is] a great judge of talent. ... He recognizes how talent fits into the scheme that they use on both sides of the ball. He's able to use a great scouting staff to uncover terrific gems down in the lower part of the draft, and he understands – more than anything else – how to put together a team, not just a group of 53 guys, but a team that works and functions together. He understands, because he was such a great player himself, the characteristics that a player has to have in order to contribute positively to a team. There's a difference between judging talent and putting together a team, and Ozzie is as good as there is at that."

– Bill Polian, ESPN



JOHN HARBAUGH

HEAD COACH

COLLEGE: MIAMI (OH)
BORN: 9/23/62, PERRYSBURG, OH
EXP. (NFL/RAVENS): 19/9



Super Bowl-winning head coach John Harbaugh has led the Ravens to a playoff berth in six (2008-12 and 2014) of his eight seasons in Baltimore, and in 2012, captured the franchise's second World Championship.

Though he never wants it to be about him, it's become quite difficult to ignore Harbaugh's measurable success.

Here's a look, entering the 2016 campaign:

- The Ravens are one of only five teams with at least six playoff berths in the past eight seasons: Green Bay (7), New England (7), Baltimore (6), Cincinnati (6) and Indianapolis (6). Baltimore has also won at least one playoff game in each of those postseasons – the only team to do so.
- The Ravens' 10 playoff wins since 2008 are two more than the next teams' victories (New England and Seattle both have eight). Of those Ravens' wins, seven have come on the road (also an NFL best).
- With the Ravens' 2014 playoff berth, John Harbaugh became one of eight coaches in NFL history to make the postseason in six of their first seven seasons coaching. For coaches who made the playoffs in at least six of their first eight years, "Harbs" is one of three active coaches to do so (Mike McCarthy & Andy Reid).
- Harbaugh owns the second-most playoff victories (10, tied with George Seifert) by a head coach in his first eight seasons (since the 1970 merger). (Joe Gibbs is first with 11.)
- Harbaugh, Tom Landry (Dallas) and Tom Coughlin (Jaguars/Giants) own the most road playoff wins (7) by a head coach in NFL history.
- The Ravens have posted at least 10 wins in five of Harbaugh's eight seasons at the helm, with Baltimore owning the NFL's fourth-most total victories (87, including playoffs) since his 2008 arrival.

• Harbaugh is the only head coach in NFL history (since 1970 merger) to win a playoff game in each of his first four and five seasons. He is also the only head coach in NFL history to win a playoff game in six of the first seven seasons of a coaching career.

• The 2012 Ravens won Super Bowl XLVII, 34-31, over the San Francisco 49ers in one of the most dramatic games in NFL history. Baltimore jumped to a 28-6 lead, but needed a critical goal-line stand late in the fourth quarter to help seal the victory. The Ravens overcame a furious second-half comeback and a 34-minute power outage at the Mercedes-Benz Superdome in New Orleans to clinch the franchise's second World Championship.

• Under Harbaugh's guidance, the Ravens have appeared in three AFC Championship games (2008, 2011, 2012) and have won at least one playoff game during each of their six postseasons with him as head coach.

• John and his younger brother, Jim (2011, 2012 and 2013), the former 49ers' head coach, are the only NFL head coaches to reach three conference championships in the first five seasons of a coaching career.


• Harbaugh owns the sixth-best winning percentage (.608) among active NFL head coaches, compiling an 87-56 overall record (including playoffs). For head coaches who have coached a minimum of 75 games, "Harbs" is fourth only to Bill Belichick, Mike McCarthy and Mike Tomlin.

• Harbaugh has led the Ravens to 77 regular season wins since 2008, tying (New Orleans) for the NFL's sixth most.

• With Harbaugh, the Ravens have recorded a 48-16 mark at M&T Bank Stadium over the past eight seasons, ranking as the NFL's third-best home record during that span (2008-15).

COACHING BACKGROUND

YEARS	COLLEGE/PRO TEAM	POSITION
1984-86	Western Michigan	Graduate Assistant
1987	Pittsburgh	Tight Ends
1988	Morehead State	DBs/Special Teams/ Strength & Conditioning
1989-94	University of Cincinnati	Special Teams, TEs, OLBs, RBs
1995-96	University of Cincinnati	Assistant Head Coach
1997	Indiana University	DBs/Special Teams Coordinator
1998-2006	Philadelphia Eagles	Special Teams Coordinator
2007	Philadelphia Eagles	Secondary
2008-16	Baltimore Ravens	Head Coach



"The TEAM, The TEAM, The TEAM."



JOHN HARBAUGH

From his job interview with the Ravens, to his first press conference, to his consistent action and talk about Baltimore, it is all about “the team” for Harbaugh. Signs can be seen around the Ravens’ complex:

“The Team, The Team, The Team.”

“My coaching philosophy can be summed up easily,” said Harbaugh, the third head coach in Ravens history, following Ted Marchibroda (1996-98) and Brian Billick (1999-2007). “The three most important things are the team, the team and the team. Everything we do is to make the team better. Individuals can let their lights shine, and we encourage that. But, nothing should detract from making the team better.”

Despite his early success, “Harbs” diffuses accolades: “It’s about us. It’s about the team. It’s about the players, the coaches, Steve [Bisciotti], Ozzie [Newsome] and the scouts. It’s about Dick [Cass] and the support staff. It’s about all of us pulling together to win – to be the best.”

Unlike other NFL head coaches, “Harbs” took the road less traveled. Most NFL field bosses graduate from pro jobs that include the word “coordinator” after “offensive” or “defensive,” or they emerge from heading big-time college programs. Before becoming the Ravens’ head coach in 2008, John was the Eagles’ secondary coach (2007), and prior to that, Philadelphia’s special teams coordinator (1998-2006) and a 14-year collegiate coach. (Harbaugh also grew up learning about the game from his father, Jack, a longtime college coach.)

In 1998, then-Eagles head coach Ray Rhodes hired Harbaugh, who quickly established a reputation as one of the NFL’s top special teams coaches. Subsequently, he was one of four assistants retained by Andy Reid in 1999.

Prior to hiring Harbaugh, the Ravens talked with over 40 people about the energetic coach. “Did we take a chance by hiring John? My belief is that you have to be willing to do things the masses don’t, or you’ll never separate yourself from the masses,” stated team owner Steve Bisciotti. “We obviously picked the right person.”

Simply put, Harbaugh strives to be the best. “We don’t want to just win a championship. We want to be a championship team,” he stated. “We want to become something. We seek the highest levels.”

His teams are balanced, disciplined and hard-nosed. “We want to be the most physical team, but we also want to be the cleanest. Hard-hitting and playing with physicality does not mean dirty,” he added.



JOHN HARBAUGH: YEAR-BY-YEAR

EIGHT SEASONS (2008-15)

Regular Season Record	77-51
at Home	48-16
on Road	29-35
vs. AFC	57-39
vs. AFC North	30-18
vs. NFC	20-12
Playoffs Record	10-5
Playoffs Home Record	2-0
Playoffs Road Record	7-5
Super Bowl Record	1-0
Overall Career Record	87-56

JOHN HARBAUGH SEASON-BY-SEASON

Year	Record	Playoffs
2015	5-11	No playoff berth
2014	10-6	1-1 (Divisional)
2013	8-8	No playoff berth
2012	10-6	4-0 (Won Super Bowl XLVII)
2011	12-4	1-1 (AFC Championship)
2010	12-4	1-1 (Divisional)
2009	9-7	1-1 (Divisional)
2008	11-5	2-1 (AFC Championship)

2015

- The Ravens finished third in the highly-competitive AFC North after posting a 5-11 record...It marked just the second time Baltimore did not make the playoffs in Harbaugh’s eight seasons...The Ravens had 20 players on Injured Reserve (NFL’s second most), including eight key starters (DE Chris Canty, QB Joe Flacco, RB Justin Forsett, TE Crockett Gillmore, T Eugene Monroe, WR Steve Smith Sr., OLB Terrell Suggs and C Jeremy Zuttah)...Baltimore played an NFL-record 14 games decided by 8 points or fewer (tied, 1994 NY Giants) and played an NFL-high (tied, Chicago) seven games decided by 3 points or fewer (4-3 record).
- Despite starting four different QBs (Joe Flacco, Matt Schaub, Jimmy Clausen & Ryan Mallett) for the first time in franchise history, Baltimore posted the second-most total net yards (5,749) in team annals...The Ravens also set a franchise record by averaging 266.9 passing yards per game, thanks in part to a unit that allowed the NFL’s third-fewest sacks (24)...Leading the O-line was G Marshal Yanda, who earned his fifth-straight Pro Bowl nod...WR Kamar Aiken finished with team highs in catches (75), receiving yards (944) and receiving TDs (5).
- The Ravens boasted the NFL’s top overall special teams unit, ranking No. 1 in both senior NFL writer Rick Gosselin’s (*The Dallas Morning News*) annual comprehensive ratings system and the Pro Football Focus rankings (Baltimore has ranked in Gosselin’s Top 5 in four-straight seasons)...P Sam Koch and LS Morgan Cox (a “need” player) earned their first Pro Bowl honors, with Koch posting a 42.9 net average (second in the NFL) and allowing 5.0 yards per return (the NFL’s second-best

RAVENS UNDER HARBAUGH

NFL WINS / INCLUDING PLAYOFFS
(2008-15)

Rk.	Team	Total Wins
1.	New England Patriots	104
2.	Green Bay Packers	90
3.	Pittsburgh Steelers	88
4.	Baltimore Ravens	87

JOHN HARBAUGH

HEAD COACH JOHN HARBAUGH: YEAR-BY-YEAR

figure)...The Ravens blocked a kick (2 PATs, 2 FGs and 1 punt) in five-straight contests, a feat that had not been accomplished since 1983 (Atlanta)...Baltimore's 5 blocked kicks in 2015 tied (Oakland) for the NFL's most.

- The Ravens ranked No. 8 in total defense, marking the 11th time the unit finished in the NFL's Top 10 over the past 13 seasons (2003-15)...In the second half of the season (final eight games), Baltimore posted the NFL's No. 2 overall defense and the No. 1 pass defense...Second-year LB C.J. Mosley tallied 116 tackles, 4 sacks and 7 PD, adding 1 FF and a 41-yard FR-TD...OLB Elvis Dumervil, whose leadership was valuable in the absence of Suggs (Achilles tear), posted a team-high 6 sacks and made the Pro Bowl as an alternate.

2014

- The Ravens produced a 10-6 regular season record, earning their sixth playoff berth in the past seven seasons...Baltimore, one of three AFC North teams to make the postseason, finished third in the division behind Pittsburgh (11-5) and Cincinnati (10-5-1), but advanced to the Divisional Playoff round after capturing a 30-17 Wild Card victory in the Steel City...The Ravens' bid to reach their fourth AFC Championship game under Harbaugh was cut short in New England, where Baltimore fell to the Patriots, 35-31, after holding two 14-point leads during a thrilling battle.

- The Ravens set single-season franchise records by scoring 409 points and producing 5,838 yards of offense in 2014...Baltimore gave up just 19 sacks (the second fewest in franchise history), which ranked only behind Denver's 17 as the NFL's fewest allowed...QB Joe Flacco tallied career bests in yards (3,986) and touchdown passes (27), while key free agent addition WR Steve Smith Sr. reached the 1,000-yard receiving milestone for the eighth time in his career (1,065 yards on 79 catches)...WR Torrey Smith posted 11 receiving TDs, the second most in Ravens single-season history...First-time Pro Bowl RB Justin Forsett produced a career-high 1,266 rushing yards (the NFL's fifth most) and led the league in runs of 20-plus yards (a team-record 17); Forsett's single-season franchise-record 5.4 rushing average also ranked as the NFL's No. 1 mark among running backs.

- Led by OLB Terrell Suggs and 2014 Pro Bowl selections OLB Elvis Dumervil and rookie LB C.J. Mosley, Baltimore racked up the NFL's second-most sacks (49, tied with Philadelphia), boasted the No. 2 red zone defense (42.6) and allowed the fourth-fewest rushing yards per game (88.3).

- P Sam Koch produced the NFL's No. 3 gross average (47.4) and No. 1 net average (43.3), setting the Ravens' single-season records for each...Highlighted by his third-career 108-yard KOR-TD, RS Jacoby Jones ranked second in the NFL in KOR average (30.6)...As a team, the Ravens were No. 1 in the league with a 28.3-yard KOR mark.

2013

- For the first time since Harbaugh's 2008 arrival, Baltimore did not make the playoffs, falling one game short with an 8-8 mark and placing third in the AFC North...Baltimore played an NFL-high nine games decided by 3 points or less, compiling a 5-4 record

in those contests...How close were the Ravens to making the playoffs? They were tied 17-17 near the end of the third quarter in the season-ending loss at Cincinnati, needing a victory to secure what would have been their sixth-straight postseason berth.

- OLB Terrell Suggs (10) and OLB Elvis Dumervil (9.5) combined for 19.5 sacks, with Suggs earning his sixth Pro Bowl invite...NT Haloti Ngata was elected to his fifth Pro Bowl, while CB Lardarius Webb's 22 PD ranked as the NFL's second most.

- WR Torrey Smith tallied 1,128 receiving yards, the second most in single-season team history (Michael Jackson - 1,201 in 1996) and had a career-high 65 catches, posting the NFL's fifth-best yards-per-catch average (17.4)...Undrafted rookie WR Marlon Brown's 7 receiving TDs tied (Torrey Smith, 2011) for the most by a rookie in team history, while he also finished second (Smith, 2011) in catches (49) and receiving yards (524) by a Ravens' rookie...G Marshal Yanda also earned his third Pro Bowl honor.

- Pro Bowl K Justin Tucker set franchise records in FGs made (38) and FGs attempted (41) and produced a franchise-record 140 points (tied for sixth in NFL)...Tucker also had 6 FGs of 50-plus yards and kicked 3 game-winning FGs, including a team-record 61-yarder at Detroit.

2012



SUPER BOWL XLVII CHAMPIONS

- The Ravens captured a second-consecutive AFC North title with a 10-6 mark before sweeping four playoff games to win Super Bowl XLVII: 24-9 over the visiting Colts on Wild Card weekend; 38-35 in double overtime at Denver in the Divisional Round; 28-13 at New England in the AFC Championship – shutting out the Patriots, who owned the league's top offense, in the second half; and then topping the 49ers, 34-31, in New Orleans after jumping to a 28-6 third-quarter lead...Showing a resolve that was a hallmark of that championship team, the Ravens overcame a three-game December losing streak and 53 games lost to defensive starters to win the title.

- Baltimore set a then-single-season franchise record by scoring 398 points, averaging the NFL's 10th-most points per game (24.9)...The Ravens scored a team-record 254 points at home, producing the NFL's fourth-best home average of 31.8 ppg...Baltimore also surrendered just 16 give-aways, setting a franchise single-season record low.

- The Ravens' special teams units were spectacular: In addition to posting a league-best (tied, Darius Reynaud) 3 kick return TDs (108- & 105-yard KORs and 63-yard PR), WR/RS Jacoby Jones led the NFL in KOR average (30.7)...Rookie K Justin Tucker, an undrafted free agent signing, made 30 of 33 FGAs (90.9%), producing the second-best success rate in Ravens single-season history and the second-best mark by a rookie kicker in NFL history.



JOHN HARBAUGH

HEAD COACH JOHN HARBAUGH: YEAR-BY-YEAR

- For their regular season efforts, six Ravens earned Pro Bowl honors: S Ed Reed (ninth), DT Haloti Ngata (fourth), FB Vonta Leach (third), RB Ray Rice (third), G Marshal Yanda (second) and Jones (first).

- En route to winning Super Bowl XLVII, the Ravens produced one of the most electrifying postseasons in NFL history by averaging 410.3 yards of offense per game (134.8 rush & 275.5 pass), scoring 31.0 points per contest and allowing just 22.0... WR Anquan Boldin recorded 22 catches for 380 yards and 4 TDs, while Jones posted a 29.4 receiving average (5 for 147), catching TDs of 70 and 56 yards (Jones also had a 108-yard KOR-TD in the Super Bowl)...With a 3-TD performance vs. the 49ers, QB Joe Flacco threw 11 TD passes in the postseason, tying the NFL single-postseason record shared by Joe Montana (1989) and Kurt Warner (2008)...Flacco finished the Super Bowl 22-of-33 for 287 yards to produce a 124.2 rating (eighth-best mark in SB history) and earned game MVP honors...The Ravens' defense was also stout during the playoffs, registering 10 take-aways (6 INTs and 4 FRs) to produce a +6 turnover differential.

2011

- Producing a second-straight 12-4 record (13-5 overall), Baltimore won the AFC North, sweeping the division for the first time in team history...The Ravens were 6-0 against playoff teams (7-1 including postseason), matching Green Bay as the only clubs to go undefeated in division play and against other postseason qualifiers during the regular season...In what was a franchise first, the Ravens also went unbeaten at home (9-0 with a playoff victory over Houston)...Baltimore earned a 20-13 Divisional Round victory over the Texans, and then fell, 23-20, in a heartbreaking AFC Championship thriller at New England.

- The Ravens' defense, which finished No. 3 in the league in fewest points permitted (16.6) for the fourth-straight year, tied an NFL record for consecutive seasons of being in the Top 3 for points allowed.

- RB Ray Rice produced a career-high and NFL-best 2,068 yards from scrimmage, ranking second in rushing (1,364)...Rice also set a team mark with 15 total TDs...WR Torrey Smith was third among NFL rookies with 841 receiving yards (50 catches); his receptions and yards, plus 7 TDs, set new Ravens first-year standards.

- Eight Ravens earned Pro Bowl honors: LB Ray Lewis (13th), S Ed Reed (eighth), OLB Terrell Suggs (fifth), DT Haloti Ngata (third), FB Vonta Leach (second), Rice (second), G Ben Grubbs (first) and G Marshal Yanda (first)...Suggs was also named the 2011 *Associated Press* Defensive Player of the Year, marking the fourth time a Raven has won the honor (Reed - 2004 and Lewis - 2003 & 2000).

2010

- Baltimore tied Pittsburgh for the best record in the division at 12-4, but lost the AFC North on the division-record tiebreaker (5-1 to 4-2)...Baltimore, Indianapolis (an NFL record nine in a row) and Philadelphia became the only teams to make the playoffs from 2008-10...The 2010 campaign also marked the first time the Ravens ever earned the postseason three years in a row (the Ravens later extended their record to five years in 2012).

- In the Wild Card game at Kansas City, the Ravens prevailed 30-7...Baltimore then dropped a 31-24 Divisional Round contest at Pittsburgh, which advanced to the Super Bowl...John Harbaugh became the first head coach in NFL history to take over a sub-.500 team and then win a playoff game in each of his first three seasons.

- Five Ravens earned Pro Bowl honors: K Billy Cundiff (first), LB Ray Lewis (12th), DT Haloti Ngata (second), S Ed Reed (seventh) and OLB Terrell Suggs (fourth)...WR Anquan Boldin tallied team highs with 64 catches and 837 receiving yards, while QB Joe Flacco threw 25 TD passes and a career-high passer rating (93.6)...RB Ray Rice finished with 1,776 yards from scrimmage, the NFL's third most.

2009

- After posting a 9-7 record, the Ravens produced their sixth playoff team of the decade (2000-09)...Behind the NFL's ninth-ranked scoring offense (24.4 ppg) and a defense that finished third in total yards and points allowed (300.5 ypg/16.3 ppg), the Ravens upended the Patriots (33-14) in the Wild Card round, becoming the first road team to win a playoff game at New England since 1978.

- For the first time in team history, Baltimore had a 3,000-yard passer (Joe Flacco - 3,613), a 1,000-yard rusher (Ray Rice - 1,339) and a 1,000-yard receiver (Derrick Mason - 1,028) in the same season.

- Five Ravens were voted into the Pro Bowl, including LB Ray Lewis (11th), FB Le'Ron McClain (second), DT Haloti Ngata (first), S Ed Reed (sixth) and Rice (first), who tallied the NFL's second-most yards from scrimmage (2,041)...Rookie T Michael Oher, who started all 16 games, finished second for Diet Pepsi Rookie of the Year (*NFL.com* fan vote) and earned All-Rookie team honors.

2008

- In Harbaugh's initial Baltimore season, the Ravens produced an 11-5 record and advanced to the AFC Championship game... Baltimore won the Wild Card game at Miami (27-9) and the Divisional game at the AFC's top-seeded Tennessee Titans, 13-10...Pittsburgh, the eventual Super Bowl champion, stopped the Ravens (23-14) in the AFC title matchup at Heinz Field...This first Harbaugh/Ravens team tied the NFL record (since 1978) for turnarounds by a head coach taking over a sub-.500 team...The Ravens' 2-1 playoff record following that regular season campaign established a new league standard in this same category... With the 13 total victories in 2008, Harbaugh set the NFL record for the most wins ever by a rookie head coach starting a rookie quarterback (Joe Flacco).

- Baltimore's stifling defense ranked No. 2 in the NFL by allowing 261.1 yards per game and was No. 3 in points allowed per game (15.3)...The Ravens also produced an NFL-best 26 INTs, including five returned for touchdowns...S Ed Reed tied his career high (2004) with a league-leading 9 INTs.

- Five players earned Pro Bowl honors: LB Ray Lewis (10th), Reed (fifth), ST Brendon Ayanbadejo (third), OLB Terrell Suggs (third) and FB Le'Ron McClain (first)...Flacco, who became the first rookie QB ever to win two playoff games, was named the Diet Pepsi Rookie of the Year (*NFL.com* fan vote).

JOHN HARBAUGH

RAVENS OWNER STEVE BISIOTTI ON HARBAUGH

“The interesting thing about John is that he may be a little bit more sure of himself, but he hasn’t replaced anything that has to do with him seeking counsel. It’s one thing to be more comfortable, to be sure, be more determined and be clearer. But he doesn’t not talk to Ozzie [Newsome] and me and ask us for advice. That, to me, is the mark of a great leader. You can become more confident and more accomplished and more sure of yourself, but you’re still just as interested in your partners’ decisions. To me, that’s what says to Baltimore that John is a great leader. He never replaced that inquisitiveness with assuredness.”

ADDITIONAL RAVENS NOTES DURING HARBAUGH ERA:

Impressively, the Ravens’ Top 5 seasons for fewest turnovers have all occurred during Harbaugh’s tenure. In 2012, Baltimore set a franchise single-season record for fewest turnovers (16), breaking the previous mark of 20 from 2010. Constantly stressing attention to detail, Harbaugh’s 2010 and 2011 teams combined to produce the fewest penalties (182) over a two-year stretch in franchise history.

Maintaining a strong defensive tradition, the Ravens finished four (2008-11) of the past eight seasons as the NFL’s No. 3 scoring defense (fewest points allowed)—tying an NFL record for consecutive seasons ranking in the Top 3. Harbaugh’s red zone defense has finished in the Top 5 in six of his eight seasons, including first overall in 2011 and second in 2014, 2012 and 2008. Overall, during his time in Baltimore (2008-15), Harbaugh’s defense has allowed the NFL’s fewest overall touchdowns (251), the second-fewest points per game (19.1) and the third-fewest net yards per game (316.3).

The Ravens’ offense has also experienced record-setting successes during the Harbaugh Era. In an injury-riddled 2015 season, while starting four different QBs for the first time in franchise history, Baltimore posted the second-most total net yards in team history (89 short of 2014 record), finishing with 5,749 yards. The Ravens also set a franchise record by averaging 266.9 passing yards per game. In 2014, QB Joe Flacco set career highs in passing yards (3,986) and touchdown passes (27) en route to Baltimore posting the most points (409) in Ravens history. Flacco, the franchise’s all-time passing leader (2,479-of-4,070 for 28,322 yards and 162 touchdowns), has been especially remarkable in postseason play. The Super Bowl XLVII MVP has thrown 25 touchdowns and just 10 INTs in 15 playoff games, including 21 TDs and 3 INTs in his last eight postseason games (6-2 record). Under Harbaugh’s guidance, Flacco has produced 75 regular season wins, the fifth most by a starting quarterback in the first eight seasons of a career. Flacco’s receivers have also shined during the Harbaugh Era, with Baltimore witnessing four 1,000-yard receiving seasons – two by WR Derrick Mason (2008-09) and one each by Torrey Smith (2013) and Steve Smith Sr. (2014). On the ground, the Ravens have had running backs eclipse the 1,000-yard rushing mark five times under Harbaugh’s watch – four by RB Ray Rice (2009-12) and once by RB Justin Forsett (2014). Impressively, the Ravens have averaged 118.2 rushing yards per game under Harbaugh, ranking as the NFL’s 11th-best figure since 2008. “Running the football is part of our DNA in Baltimore,” the coach often states.

On special teams, an impressive six Ravens have earned Pro Bowl honors while playing for Harbaugh: ST Brendon Ayanbadejo (2008), K Billy Cundiff (2010), RS Jacoby Jones (2012), K Justin Tucker (2013), LS Morgan Cox (2015) and P Sam Koch (2015). A byproduct of the Ravens consistently producing one of the NFL’s top special teams units during Harbaugh’s tenure, senior NFL writer Rick Gosselin of *The Dallas Morning News* has ranked the Ravens in the Top 5 of his annual comprehensive ratings system in four-consecutive seasons. (This includes a No. 1 ranking in 2015.)

NFL ASSISTANT COACH: 1998-2007 (with Philadelphia)

Harbaugh’s special teams in Philadelphia were consistently ranked among the NFL’s best. From 2000-05, the Eagles’ units finished in the Top 10 in five of those seasons in *The Dallas Morning News’* special teams rankings. In 2001 and 2003, Philly ranked No. 1, according to senior NFL writer Rick Gosselin’s composite (includes 22 kicking-game categories).

Following the 2001 campaign, Harbaugh was voted the NFL’s Special Teams Coach of the Year by his peers. He was also named *The Dallas Morning News* Special Teams Coach of the Year that season. In just four seasons (1998-2001), Harbaugh elevated the Eagles’ special teams units from 29th to first in the league.



With his daughter, Alison, by his side, John celebrated the Ravens’ 34-31 Super Bowl XLVII victory over the San Francisco 49ers at the Superdome in New Orleans (2/3/13). CBS Sports’ Jim Nantz interviewed Harbaugh on the victory stage.

JOHN HARBAUGH

MAKING HIS MARK

Entering 2016, John Harbaugh owns the sixth-best winning percentage (.608) among active NFL head coaches, compiling an 87-56 overall record (including playoffs). For active head coaches who have coached a minimum of 75 games, Harbaugh ranks fourth behind Bill Belichick, Mike McCarthy and Mike Tomlin.



2016 ACTIVE HEAD COACHES / CAREER WINNING PERCENTAGE (Totals Include Regular Season and Playoff Games)

Rk.	Coach	Team	Seasons	Record	Pct.
1.	Bruce Arians	Cardinals	2013-15	35-16	.686
2.	Bill Belichick	Browns/Patriots	1991-95, 2000-15	246-123	.667
3.	Mike McCarthy	Packers	2006-15	112-62-1	.643
4.	Mike Tomlin	Steelers	2007-15	98-57	.632
5.	Chuck Pagano	Colts	2012-15	44-26	.629
6.	John Harbaugh	Ravens	2008-15	87-56	.608

In 1999, the Eagles signed K David Akers, who had been working as a part-time waiter after brief kicking stints with Carolina, Atlanta and Washington. With Harbaugh's help, Akers became a three-time Pro Bowler. Harbaugh also worked with P Dirk Johnson, another "street" free agent, helping him record the then-Top 2 punting averages (38.4 in 2005 and 37.4 in 2004) in Eagles history. Under "Harbs," 15 Eagles earned Special Teams Player of the Week awards, while snapper Mike Bartrum was named to the Pro Bowl, and RS Reno Mahe led the NFL with a 12.8 punt return average in 2005.

COLLEGE COACHING CAREER: Among John's 32 years of coaching is a two-year stint (1995-96) as the assistant head coach at the University of Cincinnati, finishing 6-5 both seasons with the Bearcats. He coached 10 years on offense and four on defense at the collegiate level, launching his coaching career in 1984 at the age of 21 as a graduate assistant for his father at Western Michigan. In his second position at the University of Pittsburgh (1987), he was mentored by the legendary Sid Gillman, a Pro Football Hall of Famer. John also coached the tight ends at Pitt under head coach Mike Gottfried. While at Cincinnati (1989-96), Harbaugh coached special teams, tight ends, outside linebackers, running backs and was the recruiting coordinator.

Over eight years, Harbaugh recruited 27 starters for the Bearcats and tutored both the NCAA's top return man (former Raven Robert Tate, 34.3 KOR average in 1995) and the second-ranked returner (current Ravens defensive backs coach Chris Hewitt, 31.5 KOR average in 1993). John was part of a staff that helped Cincinnati produce three out of four winning seasons (1993, 1995-96) for the first time in 20 years.

"Harbs" also coached one season at Indiana in 1997 as the defensive backs coach/special teams coordinator, under former Ravens offensive coordinator Cam Cameron, and one year at Morehead State in 1988 as the defensive backs coach/special teams and strength and conditioning coordinator.

COACHING HONORS: In April 2014, Harbaugh was inducted into Miami (OH) University's "Cradle of Coaches Association" and was immortalized with an on-campus statue. Harbaugh's statue (see p. 73) joins existing Cradle of Coaches statues for

Earl "Red" Blaik, Paul Brown, Carm Cozza, Paul Dietzel, Weeb Ewbank, Ara Parseghian, John Pont and Bo Schembechler. The Cradle of Coaches honors Miami graduates who have earned recognition as national collegiate or professional Coaches of the Year, who have been inducted into the College Football Hall of Fame or the Pro Football Hall of Fame, or whose teams won national collegiate or professional/Super Bowl championships.

HARBAUGH COACHING FAMILY: Harbaugh is from a football family. His father, Jack, is a 41-year coaching veteran who won the 2002 NCAA Division I-AA football championship as the head coach at Western Kentucky. His younger brother, Jim, who was the Ravens' starting QB in 1998, played 14 seasons in the NFL and was the San Francisco 49ers' head coach from 2011-14. (The University of Michigan hired Jim as its head football coach following the 2014 NFL campaign.) In a showdown that featured the first-ever NFL game between head coaches who are brothers, John's Ravens bested Jim's 49ers, 16-6, in a 2011 Thanksgiving Night (Nov. 24) primetime special. The Ravens, of course, then topped the 49ers, 34-31, in Super Bowl XLVII. The brothers' sister, Joani, is married to Indiana University basketball coach Tom Crean.

COLLEGE: Harbaugh earned a degree in political science at Miami (OH), where he won the Football Scholar Athlete

DID YOU KNOW?



John Harbaugh and his wife, Ingrid, completed a 12-mile "Tough Mudder" obstacle course together in Gerrardstown, West Virginia, on April 20, 2013 (pictured at left).

Notably, Ingrid has competed in five "Tough Mudder" races overall.

JOHN HARBAUGH

Award as a defensive back for the Redhawks. He earned his master's in physical education at Western Michigan.

PERSONAL: Devoted to his family and his Christian faith, John is most active in helping the Baltimore area be better for families. He earned the 2011 "Power of Excellence Award" from the (Ben) Carson Scholars for "demonstrating excellence in life and being a role model." He's a board member for the Port Discovery Children's Museum and a contributor to numerous Baltimore-area events and charities. Also a willing volunteer, his wife, Ingrid, contributes to both the Helping Up Mission and Sarah's House.

Harbaugh is an advocate of the U.S. Military. The NFL awarded him its 2013 Salute to Service Award, acknowledging exceptional efforts by those in the league who honor and support military members. (Harbaugh was also a finalist for the award in 2011.) In 2012, Army Chief of Staff General Raymond Odierno presented him with the Outstanding Civilian Service Award. Harbaugh took part in the annual NFL-USO coaches' tour of the Middle East in 2009, has visited numerous military bases in the U.S. and abroad (including a 2014 February trip to the Middle East), has purchased school supplies for children whose parents are serving in the military and has sent care packages to troops overseas.

In 2008, Harbaugh also helped institute Military Appreciation Day, an annual event that takes place during Ravens training camp. Since its establishment, an estimated 9,000 service members have enjoyed preferred seating and opportunities to meet Ravens players and coaches each summer. Once the season begins, Harbaugh then invites wounded warriors to be his guests at every Ravens home game. A history buff, Harbaugh has also taken the Ravens to Gettysburg, PA, during offseason team activities to learn about the Civil War.

John attended Ann Arbor (MI) Pioneer HS, where he and brother, Jim, were inducted into the school's Hall of Fame in 2016. John and Ingrid have a daughter, Alison.



General Raymond Odierno, Chief of Staff of the Army, presented John Harbaugh with an Outstanding Civilian Service Award at Joint Base Myer-Henderson Hall, VA, on May 23, 2012.

HARBS IN THE PLAYOFFS

The Ravens own a 10-5 playoff record under head coach John Harbaugh, a mark that includes a 34-31 victory in Super Bowl XLVII vs. the San Francisco 49ers. Harbaugh's (.667) playoff winning percentage ties for the seventh-best mark in league history.

HEAD COACH CAREER PLAYOFF WINNING PERCENTAGE (NFL History / Min. 10 Games)

Rk.	Coach	Record	Pct.
1.	Vince Lombardi	9-1	.900
2.	Tom Flores	8-3	.727
3.	Bill Walsh	10-4	.714
4.	Joe Gibbs	17-7	.708
5.	Bill Belichick	23-10	.697
6.	Jimmy Johnson	9-4	.692
7.	John Harbaugh	10-5	.667
	Chuck Noll	16-8	.667
	George Seifert	10-5	.667

In 2014, John Harbaugh became one of eight coaches in NFL history to make the postseason in six of their first seven seasons coaching. For coaches who made the playoffs in at least six of their first *eight* years, Harbaugh is one of three *active* coaches to do so (Mike McCarthy & Andy Reid).

COACHING PLAYOFF BERTHS IN SIX OF FIRST SEVEN SEASONS (NFL History)

Coach (Team)	Seasons
Paul Brown (Browns)	1950-55
John Madden (Raiders)	1969-70, 1972-75
Dennis Green (Vikings)	1992-94, 1996-98
John Robinson (Rams)	1983-86, 1988-89
George Seifert (49ers)	1989-90, 1992-95
Bill Cowher (Steelers)	1992-97
Mike Holmgren (Packers)	1993-98
John Harbaugh (Ravens)	2008-12, 2014

Harbs Historically Good:

- John Harbaugh is the only head coach in NFL history to *win* a playoff game in six of the first seven seasons of his coaching career (none of the seven other coaches listed above accomplished the feat).

Playoff Milestones:

- John Harbaugh owns the second-most playoff victories (10) by a head coach in his first eight seasons (since the 1970 merger). (Joe Gibbs had 11.)

Road Playoff Wins:

- John Harbaugh, Tom Landry (Cowboys) and Tom Caughlin (Jaguars/Giants) own the most road playoff wins (7) by a head coach in NFL history.



JERRY ROSBURG

SPECIAL TEAMS COORDINATOR/ASSOCIATE HEAD COACH

COLLEGE: NORTH DAKOTA STATE
BORN: 11/24/55, FAIRMONT, MN
EXP. (NFL/RAVENS): 16/9

JERRY ROSBURG, a 38-year coaching veteran, has guided an exceptional special teams group over his eight seasons (2008-15) with the Ravens. During his tenure in Baltimore, the Ravens have produced the NFL's No. 1 kickoff return average (25.4) and second-most KOR-TDs (tied with two teams at 6) from 2008-15. In the past five seasons (2011-15), Baltimore has 8 total kick return TDs (4 PR & 4 KOR), ranking as the NFL's second most. Under Rosburg's direction since 2008, six Ravens have earned Pro Bowl honors (see Quick Hit in chart at right). In the past four seasons (2012-15), the Ravens' special teams units have consistently been acknowledged as one of the league's best. In the annual special teams report from *The Dallas Morning News*, senior NFL writer Rick Gosselin has ranked Baltimore in the NFL's Top 5 for four-straight seasons, including first in 2015 (2014: fifth; 2013: fifth; 2012: second). (Gosselin's report is recognized by NFL teams as a special teams measuring stick.) No other NFL team has been in the Top 10 over the last four seasons.

ROSBURG COACHING HIGHLIGHTS: Baltimore's kickers have been exceptional under Rosburg's tutelage. Entering 2016, Pro Bowl K Justin Tucker is the second-most accurate kicker in NFL history with an 87.8 success rating on field goal attempts (130 of 148). Tucker, who was recruited by Rosburg as a rookie free agent in 2012, set franchise records in FGs made (38) and FGs attempted (41) in 2013, with both figures tying for the NFL's most. Also in that standard-setting season, Tucker produced a franchise-record 140 points, while his 6 FGs of 50+ yards tied (several kickers) for the NFL's most. Pro Bowl P Sam Koch, who earned his first trip to Hawaii in 2015, is one of the league's most accurate and consistent punters. He set single-season franchise punting records in 2014 with a 47.4 gross average (third in NFL) and a 43.3 net average (No. 1 in NFL), also shattering career bests. Rosburg's return units have been outstanding as well, ranking third in the NFL in punt return average (11.3) in 2015 and leading the league in KOR average (28.3) in 2014. In Baltimore's Super Bowl XLVII championship season (2012), WR/RS Jacoby Jones earned a

STANDOUTS UNDER ROSBURG			
Year	Player	Statistic	NFL Rank
2014	P Sam Koch	Net Punting Average (43.3)	1
2013	K Justin Tucker	Field Goals Made (38)	1t
2013	RS Tandon Doss	Punt Return Average (15.6)	1
2012	RS Jacoby Jones	KOR Average (30.7)	1
2010	RS David Reed	KOR Average (29.3)	1
2008	P Sam Koch	Punts Inside the 20 (34)	2
2005	K Phil Dawson	FG Accuracy (93%)	2

Quick Hit: Six Ravens have earned Pro Bowl honors under Rosburg: P Sam Koch (2015), LS Morgan Cox (2015), K Justin Tucker (2013), RS Jacoby Jones (2012), K Billy Cundiff (2010) and ST Brendon Ayanbadejo (2008).

Pro Bowl berth as a return specialist, and Baltimore ranked No. 1 in the NFL in kickoff return average (27.3). Jones, who became the first player ever to record dual KORs of at least 105 yards in a career, tied for a league-leading 3 kick return TDs (2 KORs & 1 PR) and averaged an NFL-best 30.7 yards per kickoff return. Jones also tied an NFL record for longest KOR in Super Bowl history with his 108-yard KOR-TD in Super Bowl XLVII. Prior to his arrival in Baltimore, Rosburg built a successful NFL special teams resume both with the Browns (2001-06) and Falcons (2007) after a strong collegiate coaching career. Also, under his leadership, Cleveland's special teams units were consistently ranked among the NFL's best.

2008-15: (with Baltimore) Ravens special teams units have been exceptional under Rosburg's direction. **2015:** Rick Gosselin ranked the Ravens as NFL's top special teams unit, also ranking No. 1 by Pro Football Focus...Baltimore was third in the NFL in punt return average (11.3), while allowing the second-fewest yards per punt return (5.0)...P Sam Koch and LS Morgan Cox each earned their first Pro Bowls...Ravens blocked a kick (2 PATs, 2 FGs and 1 punt) in five-straight contests, a feat that had not been accomplished since 1983 (Atlanta Falcons)...The 5 blocked kicks tied (Oak.) for most in

COACHING BACKGROUND

YEARS	COLLEGE/PRO TEAM	POSITION
1979-80	Fargo Shanley (ND) HS.	Assistant Coach
1981-82	Northern Michigan	Graduate Assistant
1983-85	Northern Michigan	Linebackers
1986	Northern Michigan	Defensive Coordinator/Secondary
1987-91	Western Michigan	Linebackers/Special Teams
1992-95	University of Cincinnati	Linebackers/Special Teams/Secondary
1996	University of Minnesota	Secondary
1997-98	Boston College	Secondary
1999-2000	Notre Dame	Cornerbacks/Special Teams
2001-06	Cleveland Browns	Special Teams Coordinator
2007	Atlanta Falcons	Special Teams Coordinator
2008	Baltimore Ravens	Special Teams Coordinator
2009-13	Baltimore Ravens	Assistant Head Coach/STs Coordinator
2014-16	Baltimore Ravens	Special Teams Coordinator/Assoc. Head Coach



JERRY ROSBURG

'15...K Justin Tucker became the fastest kicker in NFL history to reach 500 points (60 games) and make 100 FGs (50 games). **2014:** Ravens led NFL in KOR average (28.3), the fourth time in seven seasons the team has finished in the Top 5...Koch, a Pro Bowl first alternate, produced single-season career highs: the NFL's No. 3 gross average (47.4) and No. 1 net average (43.3)...Promoted to special teams coordinator/associate head coach. **2013:** Tucker, who earned his first Pro Bowl nod, totaled the second-best field goal success rate (92.7, 38-of-41) in Ravens single-season history and set a franchise record with 140 points...He also kicked 3 game-winning FGs, including a 61-yarder at Detroit...Ravens were second in kickoff return average (26.4) and third in punt return average (14.2)...Team also posted an NFL-high 20 PRs of 20+ yards. **2012:** Ravens finished first in NFL with a then-team-record 27.3 kickoff return average...Jones tied for a league-leading 3 kick return TDs (2 KORs: 108 and 105 yards & 1 PR: 63 yards) and averaged an NFL-best 30.7 yards per kickoff return...In Super Bowl XLVII, Jones added a fourth special teams TD with his second 108-yard KOR-TD of the season...Jones became the only player in NFL history to have dual KOR-TDs of at least 105 yards in a career (108- & 105-yards)...Koch set then-Ravens single-season punting records with a 47.1 gross average and 40.8 net average...Tucker (90.9%) produced the second-best success rate by a rookie kicker in NFL history...Tucker, a *USA Today* All-Joe Team honoree, made 42 of 42 PATs, setting a single-season franchise record, while also kicking 4 FGs of over 50 yards. **2010:** The Pro Bowler Cundiff tied an NFL mark with 40 touchbacks (since kickoffs moved back to the 30-yard line)...Koch was a Pro Bowl first alternate, ranking second in the AFC with a 39.2 net punting average and tying a team mark with 39 punts inside the 20. **2009:** Team set a then-franchise record, ranking second in the NFL, with a 26.2-yard KOR average...Coverage units ranked fourth in opponent kickoff return average (20.3) and limited foes to an average starting line of 26.9 (second best in NFL)...Promoted to assistant head coach/special teams coordinator. **2008:** Koch led the league with 18 punts inside the 10-yard line and was second with 34 punts inside the 20.

2007: (with Atlanta) In one season with Atlanta, the Rosburg-led Falcons' special teams units held a number of Top 10 NFL rankings: Team was second in opponents' average starting field position (25.5) and sixth in KOR average (24.4)...P Michael Koenen finished sixth in net punting avg. (38.8)...Special teams allowed opponents an average of 7.5 yards per PR, ranking eighth in the NFL.

2001-06: (with Cleveland) Over a five-year span (2002-06), the Browns' special teams were ranked as the top NFL team in Rick Gosselin's report...Was instrumental in developing the successful career of WR/RS Dennis Northcutt, helping him set team records for career punt returns (202) and career punt return yardage (2,149)...Phil Dawson became one of

the NFL's most accurate kickers. **2006:** Browns ranked fifth in Gosselin's poll, up a notch from previous two years...Rosburg guided Northcutt, who finished fourth with an 11.1 punt return average...RS Joshua Cribbs set a then-team record for most KOR yards in franchise history with 1,494, earning him the Browns' team MVP...Browns were the only NFL team to finish the season in the Top 5, both in starting field position on kickoffs (31.4 – second in NFL) and opponent starting position (25.3 – fourth in NFL)...Former Ravens P Dave Zastudil finished sixth in the NFL in net punting average (38.4) and sixth with 28 punts inside the 20 in his first year under Rosburg. **2005:** Browns led league in special teams scoring – only team to score a special teams TD three different ways: off a PR, off a KOR and off a blocked FGA...Northcutt ranked fourth in the league in punt return average (10.1)...Dawson ranked second in FG accuracy (27-of-29 for 93%)...Gosselin ranked the Browns sixth best for the second-straight year. **2002:** Browns notched a fourth-place ranking by Gosselin. **2001:** Named special teams coach.

1999-2000: (with Notre Dame) 2000: Fighting Irish played in the Fiesta Bowl after a Bowl Championship Series berth. **1999:** Was named cornerbacks/special teams coordinator.

1997-98: (with Boston College) Was Eagles' secondary coach.

1996: (with University of Minnesota) Secondary coach.

1992-95: (with University of Cincinnati) Shared STs duties over the course of four years with John Harbaugh. **1995:** Rosburg coached the secondary. **1992-94:** Coached LBs, including former Raven Brad Jackson.

1987-91: (with Western Michigan) A year after John Harbaugh departed the school (1987), Rosburg coached LBs and special teams for the Broncos. **1988:** Team won nine games and earned a California Bowl appearance.

1981-86: (with Northern Michigan University) 1986: Named defensive coordinator and coached the secondary. **1983-85:** Spent three years coaching LBs. **1981:** Launched college coaching career in a graduate assistant role.

1979-80 (with Fargo Shanley HS, Fargo, ND) Began career as an assistant coach before entering the collegiate ranks.

COLLEGE: An All-America LB at North Dakota State...Team and conference MVP (1977)...Earned his bachelor's degree in social science education in 1978 and his master's in education administration (1983) from Northern Michigan.

PERSONAL: Attended Fairmont (MN) HS...Jerry and his wife, Sherry, have three children: a daughter, Megan, a former captain volleyball player at American University, a son, Jerad, a hockey player for both the Sioux City Musketeers (USHL) and Michigan State University, and another daughter, Margaret, who is a four-year starter and all-conference player at setter for her high school volleyball team.

"There's not a better special teams coach out there. He's always trying to help us find ways to become better in every aspect of our game, whether it be punting, coverage or field goals. Not only that, Jerry is a great guy and wonderful family man. He means everything he says and has a great heart for this game, for the special teams and for our entire organization." – Pro Bowl P Sam Koch



DEAN PEES

DEFENSIVE COORDINATOR

COLLEGE: BOWLING GREEN
BORN: 9/4/49, DUNKIRK, OH
EXP. (NFL/RAVENS): 13/7



DEAN PEES, the sixth defensive coordinator in team history, is in his fifth season leading the Ravens' defense. Pees, one of eight defensive coordinators in NFL history to coach in a Super Bowl with two different teams, directs the acclaimed Baltimore unit, whose history speaks for itself. Always among the league leaders in the top defensive categories, the 2015 Ravens ranked No. 8 in total defense (337.4 ypg), marking the 11th time the unit has finished in the NFL's Top 10 over the past 13 seasons (2003-15). In 2014, Baltimore allowed the sixth-fewest points (18.9) and eighth-fewest yards per game (336.9). Pees' defense also was the No. 2 red zone unit, permitting a 42.6% TD conversion rate in 2014. Over the past two seasons (2014-15), the Ravens have produced the NFL's fourth-most sacks (86, tied, Phi.). Baltimore has also ranked in the Top 7 in red zone defense in 11 of the last 12 years (2004-15).

PEES COACHING HIGHLIGHTS: Pees, who helped guide Baltimore to its second World Championship in Super Bowl XLVII, originally joined the Ravens in 2010 as linebackers coach. In 2012, his first year as coordinator, Pees' unit was depleted by injuries to key starters, including the 2011 Defensive Player of the Year, OLB Terrell Suggs, who missed the first six games, and future Hall of Fame LB Ray Lewis, who missed the final 10 regular season games. Led by Pro Bowl selections DT Haloti Ngata and another future Hall of Famer, S Ed Reed, the Super Bowl-winning defense was the NFL's second best in the red zone, surrendering a 43.4% TD mark inside the 20. Following six years in New England (2004-09), including the final four as defensive coordinator, Pees' linebackers helped the Ravens' defense finish as the third-best scoring defense (points allowed per game) in four-consecutive years (2008-11). The four-straight years tied an NFL record for consecutive seasons of being in the Top 3 for points allowed. During his tenure guiding the Patriots' defense, New England was the only NFL team to finish in the Top 10 in scoring defense in four-straight seasons. New England's unit

BRINGING THE HEAT

Since the 2014 campaign (32 games), the Ravens have produced the NFL's fourth-most sacks (tied, Phi.)

NFL'S MOST SACKS (2014-15)

Rk.	Team	Sacks	Yards
1.	Denver Broncos	93	603
	Kansas City Chiefs	93	543
3.	New England Patriots	89	640
4.	Baltimore Ravens	86	582
	Philadelphia Eagles	86	600

also allowed fewer than 20 points per game in every season under Pees' guidance, the best run of any coordinator in the Bill Belichick era. Pees' coaching credentials include six years (1998-2003) as head coach at Kent State and 15 seasons as a defensive coordinator on the collegiate level, including the 1983 season when he coached Ravens head coach John Harbaugh at Miami (OH).

2010-15: (with Baltimore) 2015: Ravens ranked No. 8 in total defense (337.4 ypg), 10th in passing and 12th in rushing...It's the 11th time the unit has finished in the NFL's Top 10 in the last 13 seasons (2003-15)...In the second half of the season (final eight games), Baltimore posted the NFL's No. 2 overall defense and the No. 1 pass defense. **2014:** Led by Pro Bowlers Dumervil (fourth) and LB C.J. Mosley (first), the Ravens, who ranked No. 2 in red zone defense (42.6%), allowed league's sixth-fewest points (18.9) and eighth-fewest yards per game (336.9)...Finished tied for second in sacks (49) and allowed the fourth-fewest rushing yards per game (88.3)...Dumervil (a franchise-record 17) and OLB Terrell Suggs (12) combined to produce the most sacks (29) among NFL duos. **2013:** Unit ranked third in third-down defense (33.5%) and finished 12th both in points (22.0 ppg) and yards (335.5 ypg) allowed...Pro Bowlers NT Haloti Ngata (fifth) and Suggs (sixth) led the group that lost stalwarts LB Ray Lewis and S Ed Reed...Ravens were

COACHING BACKGROUND

YEARS	COLLEGE/PRO TEAM	POSITION
1979-82	University of Findlay	Defensive Coordinator/Secondary
1983-86	Miami (OH)	Defensive Coordinator/Secondary
1987-89	Navy	Secondary
1990-93	Toledo	Defensive Coordinator
1994	Notre Dame	Secondary
1995-97	Michigan State	Defensive Coordinator/Inside LBs
1998-2003	Kent State	Head Coach
2004-05	New England Patriots	Linebackers
2006-09	New England Patriots	Defensive Coordinator
2010-11	Baltimore Ravens	Linebackers
2012-16	Baltimore Ravens	Defensive Coordinator

"Coach Pees is an extremely smart and experienced coach who has had a very successful NFL career. I appreciate that he lets us take chances on the field, and he's also not afraid to challenge you directly in order to improve the defense as a whole." — CB Jimmy Smith



DEAN PEES

seventh in red zone defense, surrendering a 48.8% TD mark inside the 20...LB Daryl Smith was one of three NFL defenders to post at least 100 tackles, 5 sacks and 3 INTs (his 123 tackles led the Ravens), while his 19 PD set a team record by a LB, breaking Ray Lewis' mark of 13 in 2003...CB Lardarius Webb was second in the league with 22 PD. **2012:** Led by Pro Bowl selections Ngata (fourth) and Reed (ninth), the Super Bowl-winning defense was the NFL's second best in the red zone (43.4%)...Team permitted 21.5 points per game, tying (NYG) for the NFL's 12th-best mark. **2011:** Defense allowed the NFL's third-fewest points (16.6 ppg) for the fourth-consecutive season...Two of Pees' LBs, Lewis (13th) and Suggs (fifth), were Pro Bowlers...Despite missing four games (toe injury), Lewis led the team with 95 tackles, and Suggs, who was named the 2011 Defensive Player of the Year, posted a team-leading and career-high 14 sacks, while also forcing an NFL-high 7 FFs. **2010:** Ravens allowed the NFL's third-fewest points (16.9 ppg) for the third-consecutive season...Lewis led the team with 145 tackles and became the only player in NFL history with at least 35 sacks and 30 INTs...Joined Ravens as LBs coach.

2004-09: (with New England) 2009: Pees led the Patriots' defense that ranked 11th in the NFL in total defense (320.2 ypg) and fifth in scoring defense (17.8 ppg). **2008:** New England's defensive unit ranked 10th in the NFL, allowing just 309.0 yards per contest...Patriots surrendered 19.3 points per game and earned an 11-5 record despite using 22 different starters on defense. **2007:** NE's defense contributed to the first 16-0 regular season in NFL history...Defense allowed 274 points (17.4 ppg) and ranked fourth in the NFL in yards per game (288.3), which were the fewest permitted by a Patriots' defense in 28 years...NE finished second in the league with 47 sacks and sent three starters to the Pro Bowl (LB Mike Vrabel, NT Vince Wilfork and CB Asante Samuel). **2006:** In his first season as defensive coordinator, Pees' defense set a franchise record for points allowed per game (14.8), which was second in the NFL...Defense was fourth in the NFL in take-aways (35). **2005:** Tutored a linebacker unit that featured three of the defense's Top 5 tacklers and accounted for 22 of the team's 33 sacks. **2004:** In his first NFL season, Pees mentored a linebacker group that produced three of the team's top four tacklers...Defense ranked sixth in the NFL against the run, while the linebackers recorded 27.5 sacks...LB Tedy Bruschi finished second on the team with 128 tackles and earned his first Pro Bowl selection, while LB Willie McGinest paced the defense with 9.5 sacks.

1998-2003: (with Kent State) 2002: QB Joshua Cribbs became only the second player in NCAA history with two "double" (passing/rushing) 1,000-yard seasons and would later go on to break 13 different school records. **2001:** Pees led KSU to a 6-5 record, the school's best mark in 14 years and only its second winning season in 25 years...LB James Harrison – a multi-year NFL Pro Bowler – finished second in school history with 12 sacks and 20 TFL. **1998:** Named head coach.

1995-97: (with Michigan State) Was the defensive coordinator/inside linebackers coach on Nick Saban's staff...Spartans qualified for a postseason bowl game in

each of Pees' three seasons and finished with the 13th-ranked defense in his final year.

1994: (with Notre Dame) Was the secondary coach on Lou Holtz's staff...Coached future Pro Bowl CB Bobby Taylor during his senior year in which he was named to numerous All-American teams.

1990-93: (with Toledo) Spent four years as the defensive coordinator at Toledo, where he was first hired by head coach Nick Saban in 1990. **1992:** Pees' defense allowed just 13.9 points per game when Toledo posted an 8-3 record, including two shutout victories...Unit did not allow a second-half TD in any of their eight conference games.

1987-89: (with Navy) Held a three-year post as the Naval Academy's secondary coach.

1983-86: (with Miami-OH) Completed four years as the defensive coordinator/secondary coach. **1983:** Was the defensive coordinator and position coach for Ravens head coach John Harbaugh, who played defensive back.

1979-82: (with Findlay) First collegiate coaching experience came as the defensive coordinator/secondary coach during four seasons at the University of Findlay. **1979:** Findlay won the Division II National Championship.

1973-78: Coached six years of high school football at Elmwood (Bloomdale, OH) HS, first as an assistant coach (1973-74) and then as a head coach (1975-78).

COLLEGE: Earned his bachelor's degree in secondary education from Bowling Green State University.

PERSONAL: Pees, who attended Hardin Northern (Dola, OH) HS, received a distinguished alumni award and was inducted into the school's newly-formed Hall of Fame in 2013...Dean, who is also a member of the Hardin County Ohio Sports Hall of Fame (2011), was honored with the second annual "A Tribute to Ohio's Finest" award by Ohio State University in a spring 2015 ceremony at the university...The Dunkirk, Ohio, native was the second-ever NFL coach (Paul Brown, 2014) to receive the honor, which is also awarded to a high school and college coach from Ohio...Dean and his wife, Melody, have six children: Laura (son-in-law Austin), Meredith (son-in-law Scott), Steffani (son-in-law Brian), Matt (daughter-in-law Emily), Elli (son-in-law Chad) and Tarrin, and 10 grandchildren: Kade, Cole, Parker, twins Samantha and Brody, Julian, Ellis, Kyla, Dominic and Wyatt Dean.



DEFENSIVE NUMBERS TO RAVE ABOUT

- 15** Games since 2008 the Ravens have not allowed an opponent to score a TD. Only San Francisco (19), Seattle (19) and Pittsburgh (17) have more.
- 20** Consecutive seasons the Ravens' defense has held opponents to a 4.0 rushing average or less, the NFL's longest such streak and the best mark in league history.
- 32** An NFL-high games (tied, Pit.) the Ravens have held foes to 10 points or fewer since 2008 (eight seasons). Baltimore is 32-0 in these contests.



MARC TRESTMAN

OFFENSIVE COORDINATOR

COLLEGE: MINNESOTA
BORN: 1/15/56, MINNEAPOLIS, MN
EXP. (NFL/RAVENS): 22/2

MARC TRESTMAN is in his second season as the Ravens' offensive coordinator. In his first year (2015), Trestman's offense recorded the second-most total net yards in team history (5,749), finishing 89 short of the 2014 record. Baltimore, which started four different quarterbacks (Joe Flacco, Matt Schaub, Jimmy Clausen and Ryan Mallett) for the first time in franchise history, ranked No. 14 in total offense (eighth passing & 26th rushing). The Ravens set a franchise record by averaging 266.9 passing yards per game, thanks in part to a unit that allowed the NFL's third-fewest sacks (24) in 2015. Trestman joined the Ravens following a two-year stint (2013-14) as the Chicago Bears' head coach.

TRESTMAN COACHING HIGHLIGHTS: With more than 32 years of coaching experience both in the pros and in college, Trestman has been the offensive coordinator for five NFL teams, including the Cleveland Browns in 1989 when Ravens GM and Hall of Fame tight end Ozzie Newsome was nearing the end of his playing career. Before taking the Bears' job, Trestman spent five years in the Canadian Football League as the Montreal Alouettes' head coach, guiding the club to back-to-back Grey Cup Championships (2009-10). Trestman, who has tutored the likes of Hall of Famer Steve Young and four-time Pro Bowler Rich Gannon, has 21 years of NFL coaching experience, including nine as an offensive coordinator. As Oakland's offensive coordinator (2002-03), Trestman guided the 2002 Raider offense to a No. 1-overall ranking (389.8 ypg), while helping lead the team to a Super Bowl XXXVII appearance. More recently, Trestman's 2013 Bears set single-season franchise marks in net yards (6,109) and passing TDs (32).

2015: (with Baltimore) The Ravens' offense set a franchise record by averaging 266.9 passing yards per game, despite starting four QBs (Joe Flacco, Matt Schaub, Jimmy Clausen

and Ryan Mallett) for the first time in team history... Baltimore ranked 14th in the NFL in total net yards (5,749), second most in Ravens history...Flacco, who missed the final six games with a season-ending knee injury, was on pace to throw for a career-high 4,466 yards...Baltimore, which finished the season with six offensive starters on Injured Reserve, allowed the NFL's third-fewest sacks (24).

2013-14: (with Chicago) 2013: Trestman's Bears set single-season franchise records in total net yards (6,109), net passing yards (4,281), passing TDs (32) and passer rating (96.9)...QB's Jay Cutler and Josh McCown both had career years, with McCown setting the single-season franchise record in passer rating (109.0) and completion pct. (66.5), while Cutler finished second (now fourth) in Bears single-season history with a 63.1 completion percentage and a then-career-best 89.2 passer rating...Pro Bowl RB Matt Forte ranked second in the NFL in rushing yards (1,339), while Pro Bowl WRs Alshon Jeffery (sixth, 1,421) and Brandon Marshall (11th, 1,295) were among the league leaders in receiving yards...Trestman became the 14th head coach in Chicago Bears history.

2008-12: (with Montreal Alouettes) Spent five seasons as head coach of the CFL's Montreal Alouettes, leading them to back-to-back Grey Cup championships in 2009 and 2010...Trestman also helped guide QB Anthony Calvillo to consecutive CFL MVP awards in 2008 and 2009...Under Trestman's leadership, the Alouettes compiled a 59-31 (.656) record, which included four East Division titles and a 5-3 playoff mark. **2009:** Named CFL's Coach of the Year.

2007: (with New Orleans) Was a consultant for the Saints.

2005-06: (with North Carolina State) Spent two years as the Wolfpack's offensive coordinator and helped recruit

COACHING BACKGROUND

YEARS	COLLEGE/PRO TEAM	POSITION
1981-82	University of Miami (FL)	Volunteer Assistant
1983-84	University of Miami (FL)	Quarterbacks
1985-86	Minnesota Vikings	Running Backs
1987	Tampa Bay Buccaneers	Quarterbacks
1988	Cleveland Browns	Quarterbacks
1989	Cleveland Browns	Offensive Coordinator/Quarterbacks
1990-91	Minnesota Vikings	Quarterbacks
1995	San Francisco 49ers	Offensive Coordinator/Quarterbacks
1996	San Francisco 49ers	Offensive Coordinator
1997	Detroit Lions	Quarterbacks
1998-2000	Arizona Cardinals	Offensive Coordinator/Quarterbacks
2001	Oakland Raiders	Senior Assistant
2002-03	Oakland Raiders	Offensive Coordinator/Quarterbacks
2004	Miami Dolphins	Assistant Head Coach/Quarterbacks
2005-06	North Carolina State	Offensive Coordinator
2007	New Orleans Saints	Consultant
2008-12	Montreal Alouettes (CFL)	Head Coach
2013-14	Chicago Bears	Head Coach
2015-16	Baltimore Ravens	Offensive Coordinator



MARC TRESTMAN

Super Bowl XLVIII Champion and current Seahawks QB Russell Wilson to NC State.

2004: (with Miami) Served as the Dolphins' assistant head coach/quarterbacks coach.

2001-03: (with Oakland) Helped guide Oakland QBs, including Rich Gannon, who earned two Pro Bowls (2001-02) under Trestman's tutelage. **2002:** Oakland, which advanced to Super Bowl XXXVII, led the NFL in offense (389.8 ypg) and passing yards (279.7 ypg), which is still a franchise record...Offense was second in scoring, averaging 28.1 points per game...Gannon was the NFL MVP, leading the league with 4,689 passing yards.

1998-2000: (with Arizona) Spent three seasons as the Cardinals' offensive coordinator. **1998:** Joined the Cardinals as offensive coordinator/quarterbacks coach...In his initial season in Arizona, the Cardinals made the playoffs for the first time since 1982 and won their first playoff game since 1947.

1997: (with Detroit) Was the Lions' quarterbacks coach for one season...QB Scott Mitchell threw for 3,484 yards, ranking second on the team's all-time list at that time.

1995-96: (with San Francisco) In two seasons calling the offense, the 49ers ranked second both in points scored (26.7 ppg) and total offense (362.3 ypg). **1996:** Team was third in points (24.9 ppg) and sixth in offense (344.1 ypg). **1995:** Named offensive coordinator/quarterbacks coach and guided the 49ers to both the No. 1 scoring offense (28.6 ppg) and passing offense (288.0 ypg), while ranking second in overall offense (380.4 ypg)...In Trestman's offense, Hall of Fame WR Jerry Rice broke the NFL single-season receiving yards record

QB's WELL PROTECTED

Led by Pro Bowl G Marshal Yanda (bottom left), who earned his fifth-straight trip to the NFL's All-Star game, the Ravens allowed the NFL's third-fewest sacks in 2015. This feat was accomplished even though the O-line experienced many injuries to its starters, with several missing extensive action: LT Eugene Monroe (IR - 10 games), LG Kelechi Osemele (two games) and C Jeremy Zuttah (IR - seven games). But in their absence, young players like G Ryan Jensen, T James Hurst and C John Urschel filled in admirably.

NFL'S FEWEST SACKS ALLOWED / 2015 SEASON

RK.	Team	Sacks
1.	St. Louis Rams	18
2.	New York Jets	22
3.	Baltimore Ravens	24

RAVENS "O" HITS THE MARC

In 2015, under new "O" coordinator Marc Trestman, Baltimore posted the second-most total net yards in team history. The Ravens also set a franchise record by averaging 266.9 passing yards per game. In 2015's Week 2 game at Oakland, Baltimore tallied 493 net yards, the sixth-best mark in team history.

RAVENS OFFENSIVE OUTPUT / SINGLE-SEASON HISTORY

NET PASSING YARDS		TOTAL NET YARDS	
Year	Yards	Year	Yards
2015	4,271	2014	5,838
1996	3,978	2015	5,749
2014	3,819	1996	5,723
2012	3,739	2012	5,640
1997	3,702	2009	5,619

"O" Quick Hit: The Ravens placed six offensive starters on injured reserve in 2015, including QB Joe Flacco, who missed the final six games of the season. He had never missed a game (122 straight) in his eight-year career (2008-15) up until that point.

with 1,848, a mark that stood for 17 seasons (broken by Calvin Johnson in 2012 with 1,964).

1990-91: (with Minnesota) Spent two seasons guiding QB Rich Gannon, who improved his QB rating to 81.5 in his second season under Trestman (Gannon earned a 68.9 rating in 1990). **1990:** Rejoined the Vikings as quarterbacks coach.

1988-89: (with Cleveland) 1989: Trestman became offensive coordinator/quarterbacks coach...Ravens general manager & executive vice president Ozzie Newsome played tight end for the Trestman-led Cleveland offense...Browns advanced to AFC Championship game. **1988:** Trestman reunited with QB Bernie Kosar, after coaching him at the University of Miami, as the Browns' quarterbacks coach.

1987: (with Tampa Bay) Spent one season working as the Buccaneers' quarterbacks coach.

1985-86: (with Minnesota) Entered the NFL ranks as the Vikings' running backs coach.

1981-84: (with University of Miami) Spent four seasons with Miami, helping guide the school's QBs, including Bernie Kosar, who was selected by Cleveland in the first round of the 1985 NFL Supplemental Draft. **1983:** Named quarterbacks coach and helped the Hurricanes to their first National Championship. **1981:** Started his coaching career as a volunteer assistant coach while earning his law degree.

COLLEGE: Trestman received his bachelor's degree in political science from Minnesota (1979)...Played quarterback both for the Minnesota Golden Gophers (1975-77), backing up Tony Dungy, and Moorhead State (1978)...Spent the 1978 and 1979 training camps with the Minnesota Vikings, playing defensive back...Earned his law degree from the University of Miami (1982) and became a member of The Florida Bar (1983).

PERSONAL: The Minnesota native attended Saint Louis Park (MN) HS...Authored a book in 2007 called "Perseverance: Life Lessons on Leadership and Teamwork"...He and his wife, Cindy, have two daughters – Sarahanne and Chloe.



RICHARD ANGULO

TIGHT ENDS COACH

COLLEGE: WESTERN NEW MEXICO
BORN: 8/13/80, SANTA ANA, CA
EXP. (NFL/RAVENS): 9/3 (6 PLAYING / 3 COACHING)

RICHARD ANGULO is in his third year with the Ravens and his second as the team's tight ends coach. After being promoted into his current role prior to the 2015 season, Angulo helped lead a young tight ends group that contributed to the league's eighth-best passing attack (266.9 ypg) and a franchise record in net passing yards (4,271). He spent his first season in Baltimore as an offensive coaching intern in 2014, where he helped provide statistical analysis, self-scouting reports and breakdowns of opposing defenses. That year, the Ravens' offense produced single-season franchise records in total points (409) and total yards (5,838). Prior to joining the Ravens, Angulo spent two years (2012-13) at Trinity International University as the Trojans' offensive line/strength and conditioning coach. Angulo also has six years of NFL playing experience as a tight end. He was originally a seventh-round draft pick of the St. Louis Rams in 2003 and spent time with the Vikings (2004-06), Bears (2006) and Jaguars (2007-08).

2014-15: (with Baltimore) 2015: Helped guide a young tight ends group led by Crockett Gillmore, who set career highs in receptions (33), receiving yards (412) and receiving TDs (4) before being placed on Injured Reserve (back)...TE Maxx Williams broke Ravens rookie tight end marks in receptions (32) and receiving yards (268)...Baltimore tallied the second-most total net yards (5,749) in team history. **2014:** Entered the NFL coaching ranks as an offensive coaching intern...Ravens set franchise records in total points (409) and total yards (5,838)...Also permitted 19 sacks, the second fewest in team history (17 in 2006) and in the NFL...QB Joe Flacco finished the season with career bests in yards (3,986) and TD passes (27).

2012-13: (with Trinity International) Spent two seasons as the offensive line/strength and conditioning coach at Trinity International. **2013:** RB Chris Elliott posted his second-consecutive 1,000-yard rushing season, becoming the first back in school history to accomplish the feat...QB Steven Anderson became TIU's all-time leader in passing yards.

COACHING BACKGROUND

YEARS	COLLEGE/PRO TEAM	POSITION
2012-13	Trinity International University	Offensive Line/Strength and Conditioning
2014	Baltimore Ravens	Coaching Intern (Offense)
2015-16	Baltimore Ravens	Tight Ends

"Rich is a guy who has played the position, so he brings that knowledge to the meeting room. He has been around this offensive system as a player, so that's also a huge help, in addition to all his energy. He has done a good job communicating back and forth, and we are really getting to see what his knowledge of the game is. It has been really exciting to work with him, and I'm excited to keep that going."

– TE Crockett Gillmore

RAVENS ROOKIE TIGHT ENDS

In 2015, then first-year TEs Nick Boyle and Maxx Williams each posted Top 5 single-season marks among Ravens rookie tight ends.

RECEPTIONS / ROOKIE TEs (Franchise History)

1. Maxx Williams (2015) 32
2. Nick Boyle (2015) 18
3. Todd Heap (2001) 16
4. Ed Dickson (2010) 11
- Terry Jones (2002) 11
6. Crockett Gillmore (2014) 10

REC. YARDS / ROOKIE TEs (Franchise History)

1. Maxx Williams (2015) . . . 268
2. Todd Heap (2001) 206
3. Nick Boyle (2015) 153
4. Ed Dickson (2010) 152
5. Crockett Gillmore (2014) . . 121
6. Terry Jones (2002) 106

2012: Joined the Trojans and helped the offense rank 10th nationally in the NAIA, averaging 446.0 yards per game.

NFL PLAYER: (2003-08) Six-year NFL veteran who played for four teams...Appeared in 27 career games (six starts) and recorded 17 catches for 155 yards (9.1 avg.) and 1 TD in his career. **2007-08: (Jacksonville)** Posted career highs with the Jaguars, appearing in 20 games (six starts) and totaling 16 catches for 144 yards and 1 TD in two seasons. **2004-06: (Minnesota/Chicago)** Played in two games with the Vikings in 2006, recording 1 catch for 11 yards. **2003: (St. Louis)** Originally drafted in the seventh round by the Rams but did not play in any regular season games.

COLLEGE: Played TE at Western New Mexico, where he originally joined the Mustangs as a walk-on...Angulo is the only player in school history to be drafted or make an NFL active roster...Earned a bachelor's degree in rehabilitation.

PERSONAL: Attended Sandia (Albuquerque, NM) HS, where he lettered in football and basketball...During the 2013 offseason, Angulo took part in the Bill Walsh NFL Minority Coaching Fellowship with the Minnesota Vikings...Began his coaching career with a brief stint as TEs coach at Lake Forest (IL) College before joining Trinity...He and his wife, Michelle, have one daughter, Adriana.





CLARENCE BROOKS

SENIOR DEFENSIVE ASSISTANT

COLLEGE: MASSACHUSETTS
BORN: 5/20/51, NEW YORK CITY, NY
EXP. (NFL/RAVENS): 24/12



CLARENCE BROOKS is the team's longest-tenured coach, originally joining the Ravens in 2005. Brooks, who transitioned into a senior defensive assistant position in 2016 due to his battle with esophageal cancer, coached Baltimore's defensive line for 11 seasons. "C.B." was one of six assistant coaches retained by head coach John Harbaugh in 2008.

BROOKS COACHING HIGHLIGHTS: During Brooks' tenure (2005-15), the Ravens have allowed the NFL's fewest rushing TDs (89), second-fewest points per game (18.9) and the league's second-fewest rushing yards per game (94.2). In the team's first 16 years (1996-2011), Baltimore held opponents to under 4.0 yards per rush, ranking as the longest streak in NFL history. (Ravens allowed 4.0 ypr in 2012, then 3.8 ypr in 2013, 3.6 in 2014 and 4.0 in 2015.) Baltimore has ranked in the Top 5 in rushing yards allowed per game in seven of the past 10 seasons, while also ranking in the Top 10 in 10 of the last 13 seasons in that category. Stellar play by the defensive line has also helped the Ravens become the only team to rank among the NFL's Top 5 in red zone defense in 10 of the past 12 seasons (2004-15). In 2010, the Ravens allowed only 5 rushing TDs, tying (Pittsburgh) for fewest in the NFL. A year before that (2009), the Ravens had the NFL's stingiest defense against the run, allowing 3.4 yards per rush. In each of Brooks' first seven full seasons in Baltimore (2005-11), the Ravens' defense ranked in the Top 10 in total yards allowed. In his second year (2006), the defense ranked No. 1 (264.1 ypg), while finishing second overall in 2008 (261.1 ypg). Under his leadership, NT Haloti Ngata earned five Pro Bowl selections and became the team's fifth all-time tackler. Prior to his 2005 arrival in Baltimore, Brooks coached successful NFL D-line units in Miami, Cleveland and Chicago. He was also instrumental in the notable "Desert Swarm" defense at the University of Arizona, which led the nation in scoring defense in 1992.

2005-15: (with Baltimore) Over the past two seasons (2014-15), the Ravens have produced the NFL's fourth-most sacks (86, tied, Phi.). **2015:** Ravens ranked No. 8 in total defense (337.4 ypg), marking the 11th time the team has finished in the NFL's Top 10 over the last 13 seasons (2003-15)...Over final eight games, defense posted the NFL's No. 2 overall defense (291.1 ypg) and the No. 1 pass defense (183.3 ypg). **2014:** Ravens ranked fourth in NFL in rush defense (88.3 ypg) and were second in red zone defense (42.6)...Allowed sixth-fewest points (18.9) and eighth-fewest yards per game (336.9) and were one of five teams to rank in Top 8 in both categories... Tied (Philadelphia) for second in NFL with 49 sacks... NT Haloti Ngata upped his career tackles total to 528, the fifth most in franchise history. **2013:** Ngata earned his fifth-straight Pro Bowl on a defense that allowed the NFL's fifth-fewest rushing TDs (7)...Baltimore also had the league's 11th-ranked rushing defense (105.4 ypg) and finished third in third-down defense (33.5%)...The Ravens held their opponents (3.8 ypc) to under 4.0 ypc for the 17th time in the team's 18 years in Baltimore. **2012:** D-line was led by Ngata, who earned his fourth-straight Pro Bowl...Ravens were the NFL's No. 2 red zone defense, allowing a 43.4% TD efficiency mark...Although the defense was mired by injuries all year, it finished strong (in final six weeks, unit allowed NFL's fourth-fewest yards per game - 299.0) en route to the Super Bowl XLVII victory. **2011:** D-line helped the team allow the third-fewest points (16.6 ppg) in the NFL for the fourth-consecutive year, tying a league mark for ranking in the Top 3...Unit was No. 3 overall, including second against the rush (92.6 ypg). **2010:** Defense allowed only 16.9 points per game, the NFL's third-best mark...Five rushing TDs permitted tied (Pittsburgh) for NFL's fewest. **2009:** Defense ranked No. 3 overall (300.5 ypg) and fifth against the run (93.3 ypg)...Ravens allowed an NFL-best 3.4 yards per rush and the third-fewest points per game (16.3)...Ngata earned his first

COACHING BACKGROUND

YEARS	COLLEGE/PRO TEAM	POSITION
1976-80	Massachusetts	Defensive Ends
1981-86	Syracuse	Outside LBs
1987-89	Syracuse	Defensive Line
1990-92	University of Arizona	Defensive Line
1993-98	Chicago Bears	Defensive Line
1999	Cleveland Browns	Defensive Line
2000-04	Miami Dolphins	Defensive Line
2005-15	Baltimore Ravens	Defensive Line
2016	Baltimore Ravens	Senior Defensive Assistant

"C.B. is a great coach – a wonderful coach. You see him as a father figure, but also a good friend. He keeps us straight, tells you how it is and keeps it real with you. That's the part about coaches that I love, especially 'C.B.' With technique, I feel like he has raised my game to another level, just because of his teachings and how he strives for the best every time and every rep."

– DT Brandon Williams



CLARENCE BROOKS

Pro Bowl honor. **2008:** Defense ranked second overall (261.1 ypg) and third against the run (81.4 ypg), all without the team's third all-time leading tackler and starting NT Kelly Gregg, who missed the entire season due to a knee injury...Ngata was a second-team *Associated Press* All-Pro honoree and Pro Bowl first alternate...Top reserve DE Dwan Edwards also spent the year on IR (back)...DT Justin Bannan filled in admirably for Gregg, posting a career-high 56 tackles and his first-career INT...Team did not allow a 100-yard rusher, extending the streak to 35-straight games...Defense only allowed 4 rushing TDs, fewest in franchise history. **2007:** Defense ranked second against the rush (79.3 ypg) and sixth overall in total defense (301.6 ypg)...The dynamic duo of Gregg (111) and Ngata (94) notched 205 tackles, surpassing DEs Michael McCrary (103) and Rob Burnett's (97) team-record 200 by a D-line tandem in 2000...Gregg made a career-high 111 tackles, adding 3 sacks, while earning his second-straight *USA Today* All-Joe honor... Ngata, in his second year, produced another stellar season with a career-high 94 tackles and 3 sacks, also making the All-Joe Team. **2006:** Defense ranked first in points allowed per game (12.6)...Baltimore was also first in total defense (264.1 ypg); first inside the 20 (33.3% TDs allowed); allowed the fewest third down conversions (28.8%) and fewest first downs (236); first in turnover differential (+17); and second in sacks (60 to SD's 61)...DE Trevor Pryce registered 13 sacks to lead the Ravens' strong pass rush...Gregg led the D-line with 101 tackles and returned a fumble a career- and franchise-long 59 yards vs. Oakland...Ngata, who was named to the NFL's All-Rookie Team, started all 16 games, snagging his first-career INT in the season opener at Tampa (9/10), returning it 60 yards. **2005:** Defense excelled, finishing second in the AFC and fifth in the NFL (284.7 ypg)...Starting RBs were held to under 100 yards 12 times and under 65 yards eight times...The 4.6 yards allowed per play was third in the NFL... Baltimore allowed the fourth-fewest first downs in the AFC (17.7 per game)...Finished first in the AFC and second in the NFL in yards allowed per pass play (5.63)...Ravens finished third in the AFC in third-down efficiency, allowing opponents to convert on just 36.1% of their opportunities.

2000-04: (with Miami) As Miami's D-line coach, Brooks helped lead a Dolphins' defense that recorded at least 44 sacks three times and averaged nearly 3 sacks a game over a four-year span...The Dolphins finished in the Top 5 in run defense two years straight (2002-03). **2004:** D-line recorded 28 of the team's 36 sacks...Ranked second in NFL passing defense (162.0 ypg)...Miami forced the second-most three-and-out series (58) in the league. **2003:** Pro Bowl DE Adewale Ogunleye's 15 sacks and Jason Taylor's 13 gave Miami the top sack tandem in the NFL...The defense allowed a run average of only 90.8 ypg. **2002:** Miami was second in the AFC and tied for fourth in the NFL with 47 sacks, the third-highest total in club history... The D-line accounted for 41.5 QB drops, including 18.5 by Taylor and 9.5 by Ogunleye, making them the most productive sack tandem in the NFL...Taylor's sack total led the league and tied a franchise single-season record...Dolphins tied

for fifth in the NFL in run defense (97.1 ypg). **2000:** DEs Trace Armstrong (16.5) and Taylor (14.5) combined for 31 sacks, ranking the duo first in Dolphins history and first in the NFL.

1999: (with Cleveland) Served as the defensive line coach.

1993-98: (with Chicago) Team averaged 34.2 sacks per year.

1995: Ranked fifth against the pass. **1993:** Ranked fourth in the NFL in total yards allowed and third in passing yards. **1994:** Ranked fifth in the league in passing yards.

1990-92: (with University of Arizona) As D-line coach, was instrumental in its "Desert Swarm" defense, which led the nation in scoring defense in 1992.


1981-89: (with Syracuse) Tutored OLBs for the first six years...Named D-line coach for final three...He also worked in Dallas' training camp as part of a minority coaching fellowship program in 1989.

1976-80: (with Massachusetts) First full-time coaching post came in 1976, overseeing the defensive ends.

COLLEGE: Was a guard at the University of Massachusetts from 1970-72 and team captain in his final season...Earned All-Conference and All-East honors on the O-line...Earned a bachelor's degree in sociology.

PERSONAL: Attended New Bedford (MA) HS, where he lettered in football and track and field...Clarence and his wife, Justa, have a son, Jason, and a daughter, Adrienne...Jason, who is the tight ends coach at Florida International, was an assistant on the Ravens' coaching staff for four seasons (2009-12)...Clarence is a proud grandfather to granddaughter, Aviana (4), and grandson, Avery (2).

WILLIAMS DOMINATES AT DT



DT Brandon Williams has emerged as one of the NFL's most dominant D-linemen. Williams, who was a third-round pick in 2013, produced 35 solo tackles in 2015, ranking eighth most among NFL DTs. His 53 overall stops stood ninth in the league among interior D-linemen.

TOTAL TACKLES / NFL DTs (2015 Season)

1. Aaron Donald (STL)69
2. Ndamukong Suh (Mia.) . .61
3. Quinton Dial (SF)59
4. Jaye Howard (KC)57
5. Linval Joseph (Min.)56
6. Bennie Logan (Phi.)55
- Kawann Short (Car.)55
8. Jurrell Casey (Ten.)54
9. **Brandon Williams (Bal.) . .53**

SOLO TACKLES / NFL DTs (2015 Season)

1. Aaron Donald (STL)44
2. Linval Joseph (Min.)42
3. Bennie Logan (Phi.)39
- Ndamukong Suh (Mia.) . .39
5. Marcell Dareus (Buf.)38
6. Jaye Howard (KC)36
- Kawann Short (Car.)36
8. **Brandon Williams (Bal.) . .35**
9. Jurrell Casey (Ten.)34



JUAN CASTILLO

OFFENSIVE LINE COACH

COLLEGE: TEXAS A&I
BORN: 10/8/59, PORT ISABEL, TX
EXP. (NFL/RAVENS): 22/4



JUAN CASTILLO, a 35-year coaching veteran, is in his fourth season with the Ravens and his third as the team's offensive line coach. Castillo was promoted to coach the offensive line in 2014 after serving as the Ravens' run game coordinator in 2013. Last season (2015), Castillo guided an offensive line that helped produce a franchise-record 4,271 net passing yards and the second-most total net yards (5,749) in team history. In 2014, Castillo led an O-line that permitted just 19 sacks, the second fewest in team history (17 in 2006), ranking behind only Denver (17) as the NFL's fewest. The O-line also helped protect QB Joe Flacco, who posted a career best in passing yards (3,986) and TD passes (27). RB Justin Forsett produced a career-high 1,266 rushing yards (NFL's fifth most) and led the league with a team-record 17 rushes of 20-plus yards, earning his first Pro Bowl. In 2013, Castillo worked with a line that helped Flacco set career highs in attempts (614), completions (362) and then-passing yards (3,912). He originally joined the team as a consultant prior to Super Bowl XLVII in January 2013.

CASTILLO COACHING HIGHLIGHTS: Castillo has also served in various roles over 18 seasons with the Philadelphia Eagles, including spending the majority of his final two years (2011-12) as the Eagles' defensive coordinator. Under his tutelage, Philadelphia's defense led the NFL with 50 sacks in 2011, also ranking eighth in yards allowed (324.9 ypg) and 10th in points allowed (20.5 ppg). Castillo spent his first 16 NFL seasons with the Eagles as the offensive line coach (1998-2010), tight ends coach (1997) and as an offensive assistant (1995-96). In 2010, Philadelphia's offense set franchise marks in total points (439), total net yards (6,230) and yards per rush (5.4, the NFL's best). With each of the team's primary running backs averaging more than 5.0 yards per attempt, the Eagles became the first team in NFL history to average at least 4.0 yards per carry in all 16 regular season games, helping LT Jason Peters earn his second-straight Pro Bowl nod. Under Castillo, four Eagles linemen earned their first-career Pro Bowl honors:

PRIME PROTECTION

Since 2014, Baltimore's 43 sacks permitted rank as the NFL's fewest. The Ravens have allowed zero sacks in 10 games dating back to 2014, a mark that ties (Cincinnati) for the NFL's most.

NFL'S FEWEST SACKS ALLOWED (2014-15)

Rk.	Team	Sacks
1.	Baltimore Ravens	43
2.	Cincinnati Bengals	55
	Arizona Cardinals	55
4.	Denver Broncos	56
5.	New York Giants	57

O-line Quick Hits:

- According to STATS, the Ravens' O-line posted a 70.3 "protection index" score in 2015, the NFL's third-best mark.
- The Ravens allowed 19 sacks in 2014, ranking as the NFL's second fewest and as the second-best mark in team history. (17 in 2006).

T Tra Thomas, G Jermaine Mayberry, T Jon Runyan and G Shawn Andrews, while Ravens RG Marshal Yanda earned his fifth-straight Pro Bowl in 2015. Philadelphia drafted three offensive linemen under Castillo in the first round: Mayberry (1996), Thomas (1998) and Andrews (2004). Castillo also helped recruit and develop five undrafted players that were molded into multi-year starters along the Eagles' offensive line. During his tenure as an Eagles' assistant, Philadelphia earned 11 playoff berths, six division titles, one conference championship and an appearance in Super Bowl XXXIX. He is one of a few coaches in league history of Hispanic descent, and his fluency in Spanish has allowed him to promote the game to a Spanish-speaking audience. In 2002, Castillo and his wife, Zaida, were invited by then-President George W. Bush for a Cinco de Mayo celebration at the White House.

COACHING BACKGROUND

YEARS	COLLEGE/PRO TEAM	POSITION
1982-85	Texas A&M-Kingsville	Linebackers/Defensive Line
1986-89	Kingsville (TX) HS.	Defensive Coordinator/Defensive Backs
1990-94	Texas A&M-Kingsville	Offensive Line
1995-96	Philadelphia Eagles	Offensive Assistant
1997	Philadelphia Eagles	Tight Ends
1998-2010	Philadelphia Eagles	Offensive Line
2011-12	Philadelphia Eagles	Defensive Coordinator
2013	Baltimore Ravens	Run Game Coordinator
2014-16	Baltimore Ravens	Offensive Line



JUAN CASTILLO

2013-15: (with Baltimore) Has served as offensive line coach and run game coordinator (2013) after originally joining the team as a consultant prior to Super Bowl XLVII in January 2013. **2015:** Led an offensive line that helped Baltimore produce a franchise-best 4,271 net passing yards and the second-most total net yards (5,749) in team history...The O-line permitted the NFL's third-fewest sacks (24), while its 43 sacks allowed since 2014 are also a league-best...RG Marshal Yanda earned his fifth-straight Pro Bowl nod...Eight different O-linemen made starts due to injuries. **2014:** Guided the O-line, which permitted just 19 sacks, the second fewest in the NFL and in team history...Developed rookie free agent T James Hurst who played in all 16 games (five starts at LT), and helped the offense establish franchise single-season records in yards (5,838) and points (409)...Helped protect QB Joe Flacco, who set career highs with 3,986 passing yards and 27 TD passes...RB Justin Forsett earned his first Pro Bowl, recording a career-high 1,266 rushing yards and leading the league in 20-plus yard rushes (team record 17)...Ravens finished eighth in rushing offense (126.2 ypg)...Yanda earned his fourth-straight Pro Bowl. **2013:** Worked with an O-line that helped Flacco set career highs in attempts (614), completions (362) and then-passing yards (3,912), also becoming the first player in franchise history to throw for 20,000 career yards...RB Ray Rice (9,214) surpassed RB Jamal Lewis (9,166) as the Ravens' all-time leader in total yards from scrimmage...Yanda earned his third-consecutive Pro Bowl nod.

1995-2012: (with Philadelphia) Spent his first 18 NFL seasons as an assistant with the Eagles, including two as defensive coordinator (2011-12) and 13 as the team's offensive line coach (1998-2010). **2011:** Held his first post as an NFL defensive coordinator and guided a unit that led the NFL in sacks (50) and TFL and also ranked in the Top 10 in yards allowed (324.9 ypg) and points allowed (20.5)...In the season's final 11 contests, Philadelphia held its opponents to 17.8 points per game and 312.5 yards per contest, while forcing 19 turnovers. **2010:** Guided an offensive line that helped create 5.4 yards per rush, the league's top mark...Philadelphia's offense was second in net yards (389.4 ypg) and third in points per game (27.4)...QB Michael Vick had 9 rushing TDs, a league high among signal callers. **2007:** O-line blocked for RB Brian Westbrook, who set a franchise record with 2,104 scrimmage yards and finished third in the NFL with a career-high 1,333 rushing yards...The Eagles' rushing attack finished second, averaging 4.7 yards per carry. **2006:** Philadelphia's offense ranked second overall (381.4 ypg), including the third-best net passing attack (257.4 ypg). **2003:** Offensive line helped create 23 rushing TDs, the NFL's second most...Ground game created 4.8 yards per carry, the league's fifth-best mark. **1999:** Along with John Harbaugh, was one of four coaches retained from Ray Rhodes' staff by former head coach Andy Reid when he took over the Eagles.

1997: Coached the tight ends. **1995:** Joined the Eagles as an offensive assistant.

1990-94: (with Texas A&M-Kingsville) Served as the offensive line coach for the Javelinas, where he helped develop five players into Division II All-Americans, including four future NFL players: G Jermaine Mayberry, G Jorge Diaz, C Kevin Dogins and T Earl Dotson...Also participated in NFL summer internships with Tampa Bay (1994), Seattle (1993) and Buffalo (1992).

1986-89: (with Kingsville (TX) HS) Held a four-year post as the team's defensive coordinator/defensive backs coach.

1982-85: (with Texas A&M-Kingsville) Began his coaching career as a graduate assistant at his alma mater, specializing in work with the defensive line/linebackers.

COLLEGE: Earned a bachelor's degree in health/kinesiology in 1986 and a master's in education administration in 1990 from Texas A&I (now Texas A&M-Kingsville), where he was a three-year letterman (1978-80) at LB for the Javelinas.

PERSONAL: Attended Port Isabel (TX) HS, where he was an All-State linebacker...Following college, Castillo spent two seasons (1984-85) with the USFL's San Antonio Gunslingers as a LB before moving to the coaching ranks...On July 4, 2009, Port Isabel celebrated "Juan Castillo Day," in which Castillo received a key to the city...In 2015, Castillo was inducted into the Lone Star Conference Hall of Honor, which recognizes outstanding individuals who have brought pride and honor to the conference through their contributions either as an athlete or coach/administrator...Juan and his wife, Zaida, have four sons: Gregory, who played CB at Iowa and is currently enrolled at Tulane University Law School, John, who was a cross country/distance runner at Villanova and is attending grad school at The New School (New York, NY), Andres, who is a Wisconsin football commit, and Antonio.



"Coach Castillo provides a strong foundation of insight, guidance, motivation and care that allows his players to compete at the level he expects. He has an unwavering dedication to helping us be our very best. It is easy to see why he is regarded as one of the NFL's top offensive line coaches." – C/G John Urschel



JOE CULLEN

DEFENSIVE LINE COACH

COLLEGE: MASSACHUSETTS
BORN: 12/15/67, QUINCY, MA
EXP. (NFL/RAVENS): 10/1



JOE CULLEN joined the Ravens as defensive line coach in 2016, following two seasons with the Tampa Bay Buccaneers in the same role. He takes over for the longest-tenured Ravens coach, Clarence Brooks, who had coached the defensive line in Baltimore since 2005. (Brooks, now a senior defensive assistant, is currently battling esophageal cancer.) A defensive line specialist, Cullen has 27 years of coaching experience, including nine in the NFL with four teams (Tampa Bay, Cleveland, Jacksonville and Detroit).

2014-15: (with Tampa Bay) Over two seasons with Cullen guiding the Bucs' defensive line, Tampa Bay ranked No. 7 in the NFL in combined (247) tackles for loss (173) and sacks (74). **2015:** The Buccaneers' defense ranked 10th overall in total yards allowed per game (340.4) and second in yards per rush, permitting a staunch 3.4-yard per carry average... Bucs were also 10th in the NFL in sacks per pass play... Their D-line accounted for 27.5 of the team's 38 sacks, including a team-leading 8.5 by DT Gerald McCoy, who earned his fourth-straight Pro Bowl... The 8.5 were fourth most among NFL DTs. **2014:** Joined the Bucs as defensive line coach and guided a group that tallied 33 sacks, tying for the fourth-most among NFL D-lines... Pass rush was led by McCoy, whose 8.5 sacks tied for the third most by a DT in the NFL... The Bucs' run defense held opposing rushers to 3.9 yards per carry, the seventh-lowest mark in the NFL.

2013: (with Cleveland) The Browns had one of the best defensive turnarounds in team history... After finishing 23rd in the league in 2012, Cleveland ranked ninth in total defense (332.4 ypg) in 2013, marking the team's best finish since 1994... The defensive linemen helped limit opponents to an average of 3.9 yards per rush, which ranked eighth in the NFL and marked the team's lowest average in 18 years... The Browns' defense also registered 40 sacks, its most since 2001.

2010-12: (with Jacksonville) Cullen spent three seasons as the Jaguars' defensive line coach, helping develop

defensive tackle Tyson Alualu, the 10th-overall pick in 2010... Under Cullen, Alualu started all 48 games and led the club in sacks (3.5) in 2012. **2011:** DE Jeremy Mincey recorded career-best totals with 57 tackles and a team-leading 8 sacks and 4 FFs... Jaguars ranked No. 6 in the NFL in yards allowed (313.0 ypg), improving from 28th in 2010... Also finished fifth in the league in yards per carry (3.8), improving from 30th the previous season.

2009: (with Idaho State) Served as defensive line coach.

2006-08: (with Detroit) Spent three seasons as the Lions' defensive line coach... Under Cullen, a number of players recorded career-best sack totals, including Shaun Rogers (7 in 2007), Jared DeVries (6.5 in 2007), Dewayne White (6.5 in 2007 and 2008) and Cory Redding (8 in 2006). **2008:** Lions finished 10th in the NFL in sacks per pass attempt... Also helped develop Cliff Avril, who led all rookies in sacks (5) and forced fumbles (4). **2007:** Detroit tied for ninth in sacks with 37.

2005: (with Illinois) Spent one season as a defensive assistant with the Illini.

2002-04: (with Indiana) **2004:** In his final season at Indiana, as its defensive coordinator, Cullen helped the Hoosiers defeat two ranked teams in the same season for the first time since 1989. **2002:** Joined the Hoosiers as defensive line coach.

2001: (with Memphis) Coached the Tigers' defensive line.

1999: (with Louisiana State) Was LSU's defensive line coach.

1992-98, 2000: (with Richmond) Spent eight seasons at Richmond, including three as defensive coordinator (1997-98, 2000)... The Spiders led the Atlantic 10 in total defense in all three seasons Cullen served as defensive coordinator. **2000:** Defense ranked fourth nationally in rushing defense and 14th in scoring defense, despite playing the nation's toughest schedule... Spiders had a 10-3 record and an appearance in the NCAA I-AA quarterfinals. **1998:** Richmond was 9-2 and won the Atlantic 10 title and advanced to the NCAA I-AA playoffs.

1990-91: (with Massachusetts) Began his coaching career at his alma mater, first overseeing the running backs in 1990 and then the defensive line in 1991.

COLLEGE: Played nose guard at UMass from 1986-89, where he was a three-time all-conference honoree... Earned his bachelor's degree in sports management.

PERSONAL: Joe and his wife, Andrea, were married in June, 2013 and have a daughter, Julia Elise.

COACHING BACKGROUND

YEARS	COLLEGE/PRO TEAM	POSITION
1990	Massachusetts	Running Backs
1991	Massachusetts	Defensive Line
1992-96	Richmond	Defensive Line
1997-98, 2000	Richmond	Defensive Coordinator
1999	Louisiana State	Defensive Line
2001	Memphis	Defensive Line
2002-03	Indiana	Defensive Line
2004	Indiana	Defensive Coordinator
2005	Illinois	Defensive Assistant
2006-08	Detroit Lions	Defensive Line
2009	Idaho State	Defensive Line
2010-12	Jacksonville Jaguars	Defensive Line
2013	Cleveland Browns	Defensive Line
2014-15	Tampa Bay Buccaneers	Defensive Line
2016	Baltimore Ravens	Defensive Line



BOBBY ENGRAM

WIDE RECEIVERS COACH

COLLEGE: PENN STATE
BORN: 1/7/73, CAMDEN, SC
EXP. (NFL/RAVENS): 18/3 (14 PLAYING, 4 COACHING)



Bobby Engram, who enjoyed a 14-year NFL playing career, is in his third season as the Ravens' wide receivers coach. In his second season guiding Baltimore's receivers, Engram faced multiple season-ending injuries, including to the group's leader, Pro Bowl WR Steve Smith Sr., who missed nine games (Achilles/back). First-round draft choice WR Breshad Perriman was out of the lineup for the entire season with a knee injury suffered on the first day of training camp. Despite those injuries and a franchise-first four starting QBs, the Ravens set a single-season record by averaging 266.9 passing yards per game. In his first year in Baltimore (2014), Engram's receiving corps boasted both a 1,000-yard receiver (Smith Sr.) and a wideout who scored a team-leading 11 touchdowns (Torrey Smith). That season, the Ravens finished eighth in the NFL in scoring with a franchise-record 409 total points (25.6 ppg) and 12th overall in total yards per game (364.9). Prior to entering the coaching ranks, Engram's successful NFL playing career spanned 14 seasons (1996-2009) and three teams (Chicago, Seattle and Kansas City). Originally a second-round draft pick by the Bears, Engram played in 176 career games, totalling 650 receptions for 7,751 yards and 35 TDs.

ENGRAM COACHING HIGHLIGHTS: The longtime NFL receiver arrived in Baltimore after serving in the same role at the University of Pittsburgh for two seasons (2012-13). In his first year with the Panthers, two of Engram's receivers (Mike Shanahan and Devin Street) earned All-Big East honors, the first time in school history the feat had been accomplished in the same season. Both players had the best statistical production of their careers. Shanahan tallied 983 yards on 62 receptions, while Street had 975 yards on 73 catches, nearly giving Pitt an unprecedented two 1,000-yard receivers in the same season. In 2011, Engram began his coaching career with the San Francisco 49ers as an offensive assistant.

2014-15: (with Baltimore) 2015: Ravens set a franchise record by averaging 266.9 passing yards per game, despite having four starting QBs (Joe Flacco, Matt Schaub, Jimmy Clausen

and Ryan Mallett) for the first time in team history...WR Kamar Aiken, had a breakout year, filling in for veteran WR Steve Smith Sr. (Achilles/back), who missed nine games... Aiken posted team highs in catches (74), receiving yards (944) and receiving TDs (5). **2014:** In his first season, Engram guided a talented Ravens receiving corps that boasted a 1,000-yard receiver in Smith Sr. and the team leader in touchdowns in WR Torrey Smith (11)...Smith Sr. led the team with 79 receptions for 1,065 yards, including a season-long 80-yard TD...Torrey Smith's 11 receiving TDs ranked second most in single-season team history (Michael Jackson, 14 in 1996)...Ravens set franchise records with 409 points scored and 5,838 yards...Joined Ravens as wide receivers coach.

2012-13: (with University of Pittsburgh) 2013: Engram guided WR Tyler Boyd to a record-breaking freshman season...Boyd (85 catches for 1,174 yards) earned All-ACC and Freshman All-American honors while breaking freshman school receiving records previously held by Arizona Cardinals Pro Bowl WR Larry Fitzgerald. **2012:** In his first campaign as the Panthers' wide receivers coach, two of Engram's wide receivers (Mike Shanahan and Devin Street) earned All-Big East honors in the same season, the first time in school history the feat had been accomplished...Both players each tallied nearly 1,000 receiving yards (Shanahan, 62 catches for 983 yards and Street, 73 catches for 975 yards).

2011: (with San Francisco) Entered the coaching ranks as an offensive assistant under then-first-year head coach Jim Harbaugh and the 49ers, who earned a trip to the NFC Championship game.

NFL PLAYER (1996-2009): Engram, who was a 1996 second-round pick (No. 52 overall) out of Penn State by the Bears, spent five seasons in Chicago...In 2001, he signed as a free agent with the Seahawks and played eight seasons (2001-08) in Seattle before finishing his career with the Kansas City Chiefs (2009)...In 176 games (113 starts), he compiled 650

COACHING BACKGROUND

YEARS	COLLEGE/PRO TEAM	POSITION
2011	San Francisco 49ers	Offensive Assistant
2012-13	University of Pittsburgh	Wide Receivers
2014-16	Baltimore Ravens	Wide Receivers



"Bobby's coaching style is good. He's a former player, so he understands, and he gives that perspective. He sees both sides as a player and as a coach, so he understands how to approach players. But at the same time, he understands that a certain technique needs to be a certain way and how he wants it. He does a really good job with conveying that."

– WR Steve Smith Sr.

BOBBY ENGRAM

receptions for 7,751 yards and 35 TDs...Engram also played in nine NFL postseason contests, including Super Bowl XL (2005) as a member of the Seahawks, posting 6 catches for 70 yards against the Pittsburgh Steelers. **2009: (with KC)** Played in his final NFL season with the Chiefs. **2001-08: (with Sea.)** Engram totalled 4,859 yards on 399 receptions and 18 TDs in Seattle. **2007:** Set career highs with 94 receptions and 1,147 receiving yards and tied his career best with 6 TDs...The 94 catches are a Seahawks' single-season record. **2005:** Voted as Seattle's recipient of the Ed Block Courage Award. **1996-2000: (with Chi.)** In his first five NFL seasons, Engram registered 246 catches for 2,831 yards and 17 TDs for the Bears.

COLLEGE: One of the most prolific and decorated receivers in Penn State football history and the inaugural recipient (1994) of the Biletnikoff Award as the nation's top receiver, Engram was a three-time All-American and three-time All-Big Ten selection (1993-95) for the Nittany Lions...Penn State earned a 31-5 record during that span...During his award-winning junior season (1994), Engram caught 52 passes for

1,029 yards (19.8 avg.) and 7 TDs...Engram is the only player in Penn State history to twice compile 1,000 receiving yards in a season (1994 and 1995)...Nearly two decades after his final collegiate season, Engram still ranks as the Nittany Lions' all-time leader in receiving yards (3,026), receiving touchdowns (31) and 100-yard receiving games (16)...Also ranks third in school history in receptions (167) and second with 786 career punt return yards...Graduated from Penn State with a degree in exercise and sport science in 1995.

PERSONAL: Born and raised in Camden, SC, Engram attended Camden (SC) HS, where he was a three-time All-State selection at wide receiver...Established the "Bobby Engram Foundation," which aids in the research of sickle cell anemia...Engram, who played eight of his 14 NFL seasons in Seattle, was voted in 2015 by Seahawks fans as one of 40 players to make their 40th Anniversary team...Bobby and his wife, Deanna, have two daughters, Bobbi and Phoebe, and two sons, Dean and Trey.

RAVENS WIDE RECEIVERS SHINE



After WR Steve Smith Sr. (Achilles) was lost for the 2015 season on Nov. 1, **WR Kamar Aiken** (left) posted at least 5 receptions in nine-straight games. Aiken's nine-consecutive five-catch games rank as the NFL's third-longest active streak entering 2016 and longest such streak in Ravens franchise history.

CONSECUTIVE GAMES W/ AT LEAST 5 RECEPTIONS (Current NFL Streaks Entering 2016)

Player	Team	Games
Julio Jones	Atlanta	12
Antonio Brown	Pittsburgh	10
Kamar Aiken	Baltimore	9

CONSECUTIVE GAMES W/ AT LEAST 5 RECEPTIONS (Ravens History)

Player	Games	Season
Kamar Aiken	9	2015
Derrick Mason	8	2007
Steve Smith Sr.	6	2014
Ray Rice	6	2011
Qadry Ismail	6	1999



ESPN.com's Jamison Hensley on WR Kamar Aiken in 2015:

"In a Ravens season defined by injuries – 20 players on injured reserve – no one stepped up more than Aiken. He went from a journeyman receiver who didn't have a catch in his first three seasons to being Baltimore's go-to target in the second half of the season. ... Plus, Aiken performed at a high level despite catching passes from four different starting quarterbacks [Joe Flacco, Matt Schaub, Jimmy Clausen and Ryan Mallett]."

Hall of Fame WR Michael Irvin on if Steve Smith Sr. will be a future Hall of Fame inductee:

"No doubt I see him there. He's an incredible player; he's been an incredible player for a long time. There's no doubt in my mind that, one day, he shall definitely wear a gold jacket. ... I asked him, 'Can you really come back after making up your mind that you're going to retire?' Usually, when you say you're going to retire, your body shuts down. I guarantee you that he's the only guy that I will say never allows his body to shut down."



LESLIE FRAZIER

SECONDARY COACH

COLLEGE: ALCORN STATE
BORN: 4/3/59, COLUMBUS, MS
EXP. (NFL/RAVENS): 24/1 (6 PLAYING / 18 COACHING)

LESLIE FRAZIER was hired as the Ravens' secondary coach in January and enters his 18th NFL coaching season. Prior to his Baltimore arrival, Frazier served as the Tampa Bay Buccaneers' defensive coordinator from 2014-15. He was also head coach of the Minnesota Vikings from 2010-13 (interim for part of '10) and their defensive coordinator from 2007-10. Frazier is the ninth former NFL head coach John Harbaugh has added to his staff since joining the Ravens in 2008. The others are: Cam Cameron (Dolphins), Al Saunders (Chargers), Jim Zorn (Redskins), Jim Caldwell (Colts), Steve Spagnuolo (Rams), Gary Kubiak (Texans), Marty Mornhinweg (Lions) and Marc Trestman (Bears).

FRAZIER COACHING HIGHLIGHTS: Before serving as Minnesota's defensive coordinator and later its head coach, Frazier spent time in Indianapolis as a defensive assistant (2005) and an assistant to the head coach/defensive backs coach (2006). Frazier also served as the Cincinnati Bengals' defensive coordinator from 2003-04...He originally entered the NFL as a coach in 1999, working with defensive backs for the Philadelphia Eagles...For four seasons, Frazier was on an Eagles' staff that included John Harbaugh (special teams coordinator). During Frazier's time with Philadelphia, he helped DB Troy Vincent (four) and S Brian Dawkins (three) earn multiple Pro Bowl honors. Impressively, Frazier has won two Super Bowl titles, one as a player (Chicago, 1985) and one as a coach (Indianapolis, 2006).

2014-15: (with Tampa Bay) 2015: As defensive coordinator, Frazier guided the Buccaneers to a No. 10 ranking in total yards allowed (340.4 ypg)...Defensive unit also posted the NFL's 11th-ranked run defense (100.4 ypg). **2014:** Buccaneers finished with 36 sacks, tied for the most by a Tampa Bay defense since recording 45 in 2004...DT Gerald McCoy led the pass rush, posting a team-high 8.5 sacks and earning his third-straight Pro Bowl nod.

2007-13: (with Minnesota) Originally joined Minnesota in 2007 as its defensive coordinator, before adding assistant

head coach duties (2008-10)...Was promoted to interim head coach for the final six games of the 2010 campaign and then served as head coach from 2011-13...As the defensive coordinator, Frazier's Minnesota unit finished in the Top 10 three times (sixth in 2008 and 2009, eighth in 2010) in total yards allowed...During his seven seasons in Minnesota, the Vikings' pass rush tallied the NFL's most sacks (297) and second-most forced fumbles (114). **2013:** Vikings averaged 131.1 rushing yards per game (eighth in the NFL), led by standout RB Adrian Peterson, who rushed for 1,266 yards and 10 TDs. **2012:** Vikings produced the NFL's fifth-most sacks (44, tied with Houston) en route to a 10-6 record and Wild Card playoff berth. **2011:** Officially named Minnesota's head coach...DE Jared Allen led the NFL with 22 sacks, tying for the second most in NFL single-season history. **2010:** Vikings' defense ranked No. 8 in the league, marking its third-straight season finishing in the NFL's Top 10. **2009:** Vikings ranked No. 2 in the NFL vs. the run and tied for the NFL lead by allowing just 5 rushing TDs...Also posted an NFL-best 48 sacks (fifth most in team history), led by Allen's 14.5 QB drops. **2008:** Frazier's defense ranked No. 6 overall and No. 1 vs. the run, making the Vikings the first team since the 1970 merger to lead the league in rushing defense for three-straight seasons. **2007:** In his debut season as defensive coordinator, the Vikings posted the NFL's top run defense (74.1 ypg) by also allowing 3.1 yards per carry.

2005-06: (with Indianapolis) 2006: Working as the assistant to head coach (Tony Dungy) and defensive backs coach, Frazier helped Indy capture Super Bowl XLI over the Chicago Bears...En route to the championship, the Colts forced 13 turnovers (including 7 INTs) and tallied 8 sacks in four postseason games. **2005:** Serving as a defensive assistant, Frazier helped S Bob Sanders earn Pro Bowl honors and become the first Colts DB to play in the game since 1971.

2003-04: (with Cincinnati) Spent two seasons as the Bengals' defensive coordinator...Helped Cincy reach the .500 mark in

COACHING BACKGROUND

YEARS	COLLEGE/PRO TEAM	POSITION
1988-96	Trinity International University	Head Coach
1997-98	Illinois	Defensive Backs Coach
1999-2002	Philadelphia Eagles	Defensive Backs Coach
2003-04	Cincinnati Bengals	Defensive Coordinator
2005	Indianapolis Colts	Defensive Assistant
2006	Indianapolis Colts	Asst. to Head Coach/ Defensive Backs Coach
2007	Minnesota Vikings	Defensive Coordinator
2008-10	Minnesota Vikings	Assistant Head Coach/Defensive Coordinator
2010	Minnesota Vikings	Interim Head Coach
2011-13	Minnesota Vikings	Head Coach
2014-15	Tampa Bay Buccaneers	Defensive Coordinator
2016	Baltimore Ravens	Secondary Coach



LESLIE FRAZIER

consecutive seasons for the first time in 12 years.

1999-2002: (with Philadelphia) In four seasons as the Eagles' defensive backs coach, Frazier guided DB Troy Vincent (four) and S Brian Dawkins (three) to multiple Pro Bowl honors... Coaching with John Harbaugh (special teams coordinator), Frazier and the Eagles earned playoff berths in his final three seasons... Philly captured NFC East titles from 2001-02 and advanced to the NFC Championship game each season.

1997-98: (with Illinois) Worked with the DBs as part of Ron Turner's coaching staff.

1988-96: (with Trinity) At the age of 29, Frazier became the first-ever head coach for the school's new football program... He turned the team into a consistent contender, claiming Northern Illinois Intercollegiate Conference titles twice... The school, now known as Trinity International University, named its football field in Frazier's honor in 1997 as a tribute to his outstanding impact.

NFL PLAYER: Frazier played six seasons as a defensive back for the Chicago Bears (1981-86) and started on the historic 1985 Super Bowl Championship team... He led Chicago

in interceptions three-consecutive seasons (1983-85), finishing his pro career with 20 thefts for 343 return yards and 2 touchdowns. **1985:** Bears won Super Bowl XX, 46-10, over the New England Patriots... Posted a team-high 6 INTs for 119 return yards and 1 TD as a member of one of the NFL's all-time greatest defenses. **1983:** Tallied a career-high and team-best 7 INTs (135 return yards), including 1 theft that produced a score.

COLLEGE: Was an All-American defensive back and baseball standout at Alcorn State University... In 2007, Frazier was inducted into the SWAC Hall of Fame, and in 2012, he was inducted into the Alcorn State Hall of Fame... Earned a degree in business administration.

PERSONAL: Attended S.D. Lee (Columbus, MS) HS, where he was a standout football and baseball player... Frazier and his wife, Gale, have three children: Kieron, Chantel and Corey, who played defensive back at Rice... Frazier was active in the Fellowship of Christian Athletes throughout his playing career... He currently works closely with All-Pro Dad, an organization that stresses fathers taking an active role and putting family first.

"I know the type of man [John Harbaugh] is, I know the type of father, the type of husband that he is, and the type of leader. He's a tremendous leader. He had great respect from the players when we were assistant coaches [in Philadelphia]. To see him transform and do the same things here in Baltimore, that was something that I got excited for."

– Leslie Frazier on why he joined the Ravens

WELCOME TO BALTIMORE, WEDDLE



"[Former Raven and Charger Jarret Johnson] had a great quote for me: 'As good as I can bring to Baltimore, Baltimore can be even better for me.' In this stage in my career, the excitement, the blood that's flowing through me, it is hard to imagine how much I want to win for this organization, a team that wants me and knows what I can bring, not only on the field but off. To my teammates, to the city, I'm all-in in everything I do, and my family, as well. We can't wait to get here, get to work and win a bunch of games."

- S Eric Weddle on signing with Baltimore

In March, the Ravens signed Eric Weddle, who many consider one of the NFL's top safeties. Weddle is also regarded as a respected leader on the field and in the locker room, which adds another strong presence to the Ravens' defensive secondary.

S ERIC WEDDLE SNAPSHOT:

- Three-time Pro Bowler (2011, 2013-14); AP first-team All-Pro (2011, 2014); AP second-team All-Pro (2010, 2012-13)
- Has posted 813 tackles (648 solo), 19 interceptions (including 3 returned for touchdowns), 70 passes defended, 6.5 sacks, 6 fumble recoveries and 5 forced fumbles
- In 2015, Weddle started all 13 games in which he played, posting 75 tackles, a half-sack, 6 passes defended and 1 fumble recovery
- Prior to missing three contests in 2015 (groin injury), Weddle had started all 16 games for San Diego in five-straight seasons... From 2010-15, he made 86-consecutive starts



THOMAS HAMMOCK

RUNNING BACKS COACH

COLLEGE: NORTHERN ILLINOIS
BORN: 7/7/81, JERSEY CITY, NJ
EXP. (NFL/RAVENS): 3/3



THOMAS HAMMOCK is in his third year as the Ravens' running backs coach. Over the past two seasons, Baltimore's ground attack has improved under Hammock. Last season, the unit's leader, Justin Forsett, who earned his first Pro Bowl in 2014 with the Ravens, ran for 641 yards in the first 10 games, before being placed on Injured Reserve with a broken arm. Rookie Javorius Allen tallied 514 rushing yards, adding 353 receiving, during a season in which Baltimore set a franchise low with 383 rushing attempts. In the passing game, however, the Ravens' backfield accounted for 127 receptions for 879 yards (6.9 ypc) in 2015, also helping protect the QBs (Baltimore allowed the third-fewest sacks, 24, in the NFL.) In 2014, the Ravens ranked eighth in the NFL with 126.2 rushing yards per game. Forsett, who produced a career-high 1,266 rushing yards (NFL's fifth most), also led the league in runs of 20-plus yards (a team-record 17). His franchise-record 5.4 yards per carry average was first among NFL RBs. The team also produced 16 rushing TDs, tying for the NFL's fifth most.

HAMMOCK COACHING HIGHLIGHTS: Prior to joining the Ravens, Hammock spent 11 years on the collegiate coaching circuit, including the final three (2011-13) as the University of Wisconsin's assistant head coach/running backs/recruiting coordinator. During that 11-year span, Hammock twice coached the country's leading rusher: In 2011, he guided Wisconsin RB Montee Ball to a nation-leading 1,923 rushing yards. In 2006, he tutored Northern Illinois RB Garrett Wolfe, who registered an NCAA-best 1,928 rushing yards (148.3 ypg). Wolfe concluded his collegiate career as the NCAA's all-time leader in yards per carry (6.40 – minimum 780 rushes) and ranked fourth in career rushing (156.5 ypg), becoming one of four players in college football history to post at least 1,500 rushing yards in three different seasons. Both players were selected in the NFL Draft: Ball in 2013 by the Broncos (second round) and Wolfe by the Bears in 2007 (third round). Prior to his time with the Badgers, Hammock coached at the University of Minnesota from 2007-10, serving as its running

backs coach all four seasons and also as co-offensive coordinator in 2010. Hammock guided the running backs at his alma mater, Northern Illinois, from 2005-06 following two years (2003-04) as a graduate assistant at Wisconsin.

2014-15: (with Baltimore) Entering 2016, Pro Bowl RB Justin Forsett leads the NFL in rushes of 20-plus yards (22)...Over the last two seasons, the Ravens have been the least-sacked team in the NFL (43 sacks permitted). **2015:** Forsett missed the final six games with a broken arm, rushing for 641 yards before his injury...Rookie RB Javorius Allen tallied 514 yards (adding 353 receiving)...Team produced a franchise-low 383 rushing attempts, but RBs helped protect Ravens QBs, as Baltimore allowed the NFL's third-fewest sacks (24). **2014:** In his first season with the Ravens, Hammock guided a rushing attack that returned to form, ranking eighth in the NFL with 126.2 rushing yards per game...Unit was led by Forsett, who produced a career-high 1,266 rushing yards (NFL's fifth most) and led the league in runs of 20-plus yards (a team-record 17)...Forsett, whose franchise-record 5.4 yards per carry average was first among NFL RBs, earned his first Pro Bowl in his initial season in Baltimore...Ravens pounded 16 rushing TDs, tying for NFL's fifth most...In addition, Ravens RBs contributed 76 receptions in the passing game, and second-year fullback and first-year starter Kyle Juszczyk helped the Ravens allow the NFL's second-fewest sacks (19)...Baltimore set single-season records in scoring (409 points) and total offense (5,838 yards).


2011-13: (with Wisconsin) In three seasons as Wisconsin's running backs coach, the Badgers ranked third nationally in rushing yards per attempt (5.7), fourth in rushing touchdowns (121) and seventh in rushing yards per game (251.1), also leading the Big Ten in each of those categories...UW running backs also amassed 40 games with over 100 rushing yards, the most in the country during that span. **2013:** Wisconsin ranked eighth nationally after averaging 283.8 rushing yards per game en route to rushing for a school-record 3,689 yards...

COACHING BACKGROUND

YEARS	COLLEGE/PRO TEAM	POSITION
2003-04	Wisconsin	Graduate Assistant - Offense
2005-06	Northern Illinois	Running Backs
2007-09	Minnesota	Running Backs
2010	Minnesota	Co-Offensive Coordinator/RBs
2011-13	Wisconsin	Asst. HC/RBs/Recruiting Coordinator
2014-16	Baltimore Ravens	Running Backs

"I love working with coach Hammock. Throughout my career, I've had a lot of different coaches, and it was a breath of fresh air to come here [in 2014] and have a guy who was very eager and cared so much about his players. He fights for his guys and is a hard-working coach."

– RB Justin Forsett



THOMAS HAMMOCK

The Badgers also set an NCAA-high and school standard for individual 100-yard rushing performances in a season (20)... Despite losing RB Montee Ball to the NFL Draft, Wisconsin's running game continued to flourish behind senior RB James White, sophomore RB Melvin Gordon and true freshman RB Corey Clement...Gordon and White each earned second-team All-Big Ten honors, while Gordon was named a semifinalist for both the Maxwell Award (nation's top player) and Doak Walker Award (top RB)...Clement added 547 rushing yards and 7 rushing TDs...Gordon (1,609) and White (1,444) set the all-time NCAA record for rushing yards by a pair of teammates in a season, combining for 3,053 yards...The tandem made Wisconsin the nation's only team to produce multiple running backs that averaged more than 100 yards per game...(Gordon became the second all-time single-season rusher in FBS history with 2,587 yards in 2014.) **2012:** Wisconsin rushed for 236.4 yards per game, the nation's 13th-best mark... Badgers were one of three teams in the nation with three backs who each rushed for over 550 yards...Ball became the NCAA's all-time leader in rushing touchdowns (77) and won the Doak Walker Award as the nation's top running back after producing 1,830 rushing yards (second in the NCAA in 2012) and 22 ground scores...Ball also earned his second-consecutive Ameche-Dayne Big Ten Running Back of the Year award. **2011:** In Hammock's first year coaching running backs at Wisconsin, the Badgers ranked 11th nationally after averaging 235.6 yards per contest...Hammock helped Ball lead the nation in rushing yards (1,923) and tie Barry Sanders' NCAA single-season TDs record (39), with Ball being named a Heisman Trophy finalist...Ball also earned the Big Ten's Graham-George Offensive Player of the Year Award and was a consensus first-team All-America selection.

2007-10: (with Minnesota) In 2010, after three seasons (2007-09) as running backs coach, Hammock was named the Gophers' co-offensive coordinator. **2010:** Minnesota moved up 26 spots nationally in rushing and 34 spots in total offense...Took over play-calling duties for the final

five contests following a mid-season coaching transition... Helped the team secure wins in its final two games, including its first rivalry win in four years, defeating Iowa for the Floyd of Rosedale trophy.


2005-06: (with Northern Illinois) Spent two seasons as NIU's RBs coach in his first full-time coaching role...Hammock guided Huskies RB Garrett Wolfe, who concluded his collegiate career as the NCAA's all-time leader in yards per carry (6.40 – minimum 780 rushes) and ranked fourth in career rushing (156.5 ypg)...Wolfe was selected by the Chicago Bears in the 2007 NFL Draft's third round and is one of four players in college football history to post at least 1,500 rushing yards in three different seasons. **2006:** Wolfe registered an NCAA-best 1,928 rushing yards (148.3 ypg), and posted over 1,500 rushing yards for the third-consecutive season. **2005:** Despite playing in only nine games, Wolfe rushed for 1,580 yards and 16 TDs in Hammock's first year guiding the running backs.

2003-04: (with Wisconsin) Served as an offensive graduate assistant in his first coaching role, helping guide the team to the Music City Bowl (2003) and Outback Bowl (2004).

COLLEGE: Played running back at Northern Illinois and finished ninth on the school's all-time rushing list (2,432 yards)...Ran for 1,083 yards – the nation's 12th most – as a sophomore in 2000 and produced 1,095 rushing yards as a junior in 2001...Hammock's senior campaign was derailed due to a potentially life-threatening heart condition in 2002, and though he was forced to stop playing, he became a student coach for NIU, helping RB Michael Turner tally 1,915 rushing yards, which set a MAC single-season record.

PERSONAL: Born in Jersey City, NJ, Hammock earned his bachelor's degree in marketing from Northern Illinois in 2002 and a master's in educational leadership and policy analysis from Wisconsin in 2004...He and his wife, Cheyennitha, have a daughter, Tierra (7), and a son, Thomas Douglas (3).

RUN GAME NOTES



RB Javorius Allen



RB Justin Forsett

RAVENS WILL RUN

- Under head coach John Harbaugh (since 2008), the Ravens have averaged the NFL's 11th most rushing yards per game (118.2).
- Since 2008, the Ravens' 116 rushing TDs rank sixth in the NFL, while their 3,704 rushing attempts stand No. 5.

RB Justin Forsett had a career year in 2014, earning his first Pro Bowl invite. He tallied 1,266 rush yards and 8 TDs. In 2015, prior to sustaining a season-ending broken arm in Week 11 vs. STL, Forsett had 641 rushing yards, including 150 yards in the Ravens' Week 4 OT win at Pittsburgh. From Weeks 1-11 (prior to his injury), Forsett's 641 rushing yards ranked 10th in the NFL.

NFL RUSHING LEADERS / 2014-15

RUSHING YARDS

1. DeMarco Murray . . . 2,547
2. LeSean McCoy . . . 2,214
3. Frank Gore 2,073
4. Lamar Miller 1,971
5. Matt Forte 1,936
6. Jeremy Hill 1,918
7. Le'Veon Bell 1,917
8. **Justin Forsett 1,907**

RUSHES OF 10+ YARDS

1. DeMarco Murray64
2. LeSean McCoy62
3. **Justin Forsett 59**

RUSHES OF 20+ YARDS

1. **Justin Forsett 22**
2. DeMarco Murray 20
3. Several players 16



CHRIS HEWITT

DEFENSIVE BACKS COACH

COLLEGE: CINCINNATI
BORN: 7/22/74, KINGSTON, JAMAICA
EXP. (NFL/RAVENS): 8/5 (3 PLAYING / 5 COACHING)

CHRIS HEWITT is in his second year as the team's defensive backs coach after spending the 2014 campaign as its assistant secondary coach. Entering his fifth season in Baltimore, Hewitt spent two years (2012-13) helping guide a Ravens' special teams unit led by special teams coordinator/associate head coach Jerry Rosburg, for whom Hewitt played at the University of Cincinnati while Rosburg was an assistant. In 2015, Baltimore's defense allowed the NFL's eighth-fewest yards per game (337.4), finishing No. 2 overall (291.1 ypg) and No. 1 against the pass (183.3 ypg) during the season's final eight games. In 2014, the Ravens' defense allowed the NFL's sixth-fewest points (18.9 ppg) and eighth-fewest yards per game (336.9), even though Baltimore's secondary was hit hard by injuries, with six DBs (five CBs and one safety) being placed on Injured Reserve. With Hewitt helping coach the special teams units from 2012-13, the Ravens ranked in the Top 5 of the comprehensive annual special teams report by Rick Gosselin of *The Dallas Morning News*, finishing fifth in 2013 and second in 2012. (Gosselin's report is recognized by NFL teams as the special teams measuring stick.) Prior to joining the Ravens, Hewitt served eight seasons as an assistant at Rutgers, where he helped mentor NFL Pro Bowlers RB Ray Rice and DB Devin McCourty.

2012-15: (with Baltimore) 2015: Baltimore's eighth-ranked defense (337.4 ypg) allowed a league-best 183.3 passing yards per game in the season's second half and helped permit the NFL's second-fewest total net yards (291.1 ypg) during that span (final eight games)...Named defensive backs coach. **2014:** Even while battling injuries throughout the season (six DBs were placed on Injured Reserve), the Ravens' secondary helped Baltimore's "D" allow the NFL's sixth-fewest points (18.9 ppg) and eighth-fewest yards per game (336.9)...Named assistant secondary coach. **2013:** K Justin Tucker earned his first Pro Bowl nod after producing the second-best field goal success rate (92.7, 38-of-41) in Ravens single-season history...Tucker also set a franchise record with 140 points

and kicked 3 game-winning FGs, including a Ravens-record 61-yarder at Detroit...WR/RS Tandon Doss led the NFL in punt return average (15.6)...The Ravens were second in kickoff return average (26.4) and third in punt return average (14.2), posting an NFL-high 12 punt returns of 20-plus yards. **2012:** Pro Bowl RS Jacoby Jones led the NFL in KOR average (30.7) and posted a league-best 2 KOR-TDs...Jones tied a league-high 3 kick return TDs (108- and 105-yard KORs and 63-yard PR) and set a Super Bowl record with 290 combined yards, including an NFL-postseason-record 108-yard KOR-TD... Joined the Ravens as assistant special teams coach.

2004-11: (with Rutgers) 2010-11: Was the Scarlet Knights' RBs coach and mentored RB Jawan Jamison, who joined Ray Rice in becoming just the third freshman in Rutgers history to rush for 200 yards in a game. **2008-09:** Named the team's CBs coach prior to the 2008 season...Rutgers ranked second in the Big East in pass defense in 2008 (191.3 ypg) and 2009 (204.5 ypg). **2005-07:** Was director of speed and skill development...Aided by Hewitt's training, Rice set all-time school rushing records with 910 attempts for 4,926 yards, 49 TDs and a 90-yard long gain...Rice became the first player in Rutgers history to rush for 1,000-plus yards in three seasons (2005-07). **2004:** Joined Rutgers' staff as a graduate assistant.

2003: (with Notre Dame) Served as the assistant strength and conditioning coach.

NFL PLAYER: (1997-99 with New Orleans) Signed with the Saints as a rookie free agent in 1997 and played in 39 games (four starts)...Played defensive back, serving primarily on special teams... Totaled 29 tackles (22 solo) from scrimmage, 3 sacks, 1 PD, 1 FF and 1 FR...Recorded 7 special teams tackles (6 solo) for the Saints' kickoff coverage team that ranked fifth in the NFL in average opponent starting position (23.8-yard line) in 1998... Was named the NFC Special Teams Player of the Week in Week 12 vs. Seattle (11/16/97) after blocking a punt that led to a crucial field goal.

COACHING BACKGROUND

YEARS	COLLEGE/PRO TEAM	POSITION
2003	Notre Dame	Strength and Conditioning Assistant
2004	Rutgers	Graduate Assistant
2005-07	Rutgers	Dir. of Speed and Skill Development
2008-09	Rutgers	Cornerbacks
2010-11	Rutgers	Running Backs
2012-13	Baltimore Ravens	Assistant Special Teams
2014	Baltimore Ravens	Assistant Secondary
2015-16	Baltimore Ravens	Defensive Backs



"One of the things I admire about Coach Hewitt is how much he cares about the well being of his players. He pushes us to excel on the field, and he helps guide us off of it. We have a lot of respect for who he is as a coach and a man." – CB Jimmy Smith

CHRIS HEWITT

COLLEGE: Was a four-year letterman at Cincinnati and a two-time All-Conference USA selection (1995-96) as a DB... Played for Jerry Rosburg, who was the team's LBs, special teams and secondary coach (1992-95), and John Harbaugh, who was the Bearcats' special teams, TEs, OLBs and RBs coach (1989-94) and assistant head coach (1995-96)... Totaled 80 tackles and 2 INTs in his senior season... Earned a bachelor's degree in criminal justice.

PERSONAL: Participated in the NFL's Minority Coaching Fellowship Program, completing training camp stints with the Ravens (2006 and 2008), Eagles (2005) and Browns (2001)... Played football, basketball and track at Dwight Morrow (Englewood, NJ) HS... Was born in Kingston, Jamaica before moving to New Jersey when he was 5 years old... Chris and his wife, Tanisha, have three daughters (Azia, Brianna and Christina) and a son (Christopher, Jr.).

PROFITABLE RETURNS



Since 1996, the Ravens own 56 defensive TDs, scoring at least one in each season of their existence, including **CB Jimmy Smith's** 24-yard INT-TD in 2015's Week 1 game at Denver and **ILB C.J. Mosley's** 41-yard FR-TD in Week 3 vs. Cincinnati (left). Baltimore is 43-9 all time when tallying a D-TD, and since 2003, has the NFL's third most (43).

DEFENSIVE TOUCHDOWNS (2003-15)

Rk.	Team	D-TDs
1.	Green Bay Packers	45
2.	Arizona Cardinals	44
3.	Baltimore Ravens	43

INTERCEPTION TOUCHDOWNS (2003-15)

Rk.	Team	INT-TDs
1.	Chicago Bears	33
	Green Bay Packers	33
3.	Baltimore Ravens	32

AT HOME UNDER HARBAUGH



16.6

Points per game Baltimore has permitted at home since 2008, the NFL's best defensive mark (SF is next at 17.1).

71

Interceptions by the Ravens at home since 2008, tying (Chi.) for the NFL's sixth most.

74.4

Passer rating the Ravens have forced for opposing QBs at M&T Bank Stadium since 2008, the NFL's top defensive mark.

300.7

Yards per game the Ravens' "D" has permitted at home since 2008, ranking as the NFL's third-stingiest average.

1,591-1,063

Ratio the Ravens have outscored opponents at home since 2008, limiting foes to 16.6 points per game. In their 48 wins during this span, the margin of victory has been 13.9 ppg.



CHRIS HORTON

ASSISTANT SPECIAL TEAMS COACH

COLLEGE: UCLA
BORN: 12/29/84, LOS ANGELES, CA
EXP. (NFL/RAVENS): 7/3 (4 PLAYING, 3 COACHING)



CHRIS HORTON was promoted to assistant special teams coach in 2016, working with special teams coordinator/associate head coach Jerry Rosburg. In 2015, Baltimore's special teams units excelled, ranking No. 1 in the annual special teams report compiled by senior NFL writer Rick Gosselin of *The Dallas Morning News*. (Gosselin's report is recognized by NFL teams as a special teams measuring stick.) In 2014, Horton entered the NFL coaching ranks with the Ravens, working with then-linebackers coach and current Colts' defensive coordinator Ted Monachino and the Ravens' OLBs. Horton played safety for four seasons in the NFL with the Redskins (2008-11) after being selected by Washington in the seventh round of the 2008 NFL Draft.

2014-15: (with Baltimore) 2015: As a coaching staff assistant for special teams, Horton worked alongside Jerry Rosburg with the Ravens' special teams...Baltimore's special teams excelled, ranking No. 1 in the annual special teams report compiled by senior NFL writer Rick Gosselin of *The Dallas Morning News*...Ravens also ranked No. 1 by *Pro Football Focus*...Baltimore was third in the NFL in punt return average (11.3), while allowing the second-fewest yards per punt return (5.0)...P Sam Koch and LS Morgan Cox each earned their first Pro Bowls...Ravens blocked a kick (2 PATs, 2 FGs and 1 punt) in five-straight contests, a feat that had not been accomplished since 1983 (Atlanta Falcons)...The 5 blocked kicks tied (Oak.) for most in 2015. **2014:** Worked primarily with the Ravens' OLBs under current Colts' defensive coordinator Ted Monachino...Led by OLB Terrell Suggs and 2014 Pro Bowl selections OLB Elvis Dumervil and rookie LB C.J. Mosley, Baltimore racked up the NFL's second-most sacks (49, tied with Philly), boasted the No. 2 red zone defense and allowed the fourth-fewest rushing yards per game (88.3)...Dumervil (a franchise-record 17 sacks) and Suggs (12) combined to produce the most QB drops (29) among NFL duos...Mosley

was the NFL's only player to post at least 125 tackles, 3 sacks and 2 INTs, while his 129 tackles ranked eighth in the NFL and first among all rookies.

2012-13: (with UCLA) 2013: Bruins earned a 10-3 record and defeated Virginia Tech in the Sun Bowl, 42-12. **2012:** Joined his alma mater as a quality control coach, assisting with both the Bruins' defense and special teams under head coach Jim Mora Jr.

2013: (with Seattle) Spent training camp with the Seattle Seahawks as a coaching intern.

NFL PLAYER (2008-11): Played four NFL seasons after being drafted in the seventh round by the Washington Redskins in 2008...As a rookie, Horton earned NFC Defensive Player of the Week honors following his Week 2 performance vs. New Orleans when he had 2 INTs and 1 fumble recovery in the Redskins' 29-24 victory over the Saints...Also earned NFC Defensive Rookie of the Month (September) honors...Played in 29 career NFL games, but was hampered by injuries in his final three seasons, eventually concluding his playing career after a training camp stint with the New York Giants in 2012.

COLLEGE: Earned a bachelor's degree in history from UCLA... Played safety for the Bruins, earning *The Sporting News* first-team All-America (2007), first-team All-Pac-10 (2007) and second-team All-Pac-10 honors (2006).

PERSONAL: Earned three varsity letters in football at De La Salle (New Orleans, LA) HS...Was an All-Metro selection, District MVP (2003) and two-time All-District selection in The Catholic League (LHSAA District 9-5A)...Also lettered in track and field...Chris was inducted into his high school Hall of Fame on March 15, 2014...He and his wife, Jackie, have two daughters: Kristina (2) and a newborn, Khloe.

COACHING BACKGROUND

YEARS	COLLEGE/PRO TEAM	POSITION
2014	Baltimore Ravens	Coaching Intern (Defense)
2015	Baltimore Ravens	Staff Assistant (Special Teams)
2016	Baltimore Ravens	Assistant Special Teams Coach

"In his first year (2015) coaching special teams for the Ravens, Chris had a very positive impact. He is able to clearly communicate his knowledge of the game, including his experiences as an NFL player. Chris has earned the respect of our players, and he has a bright future in this profession."

– Special Teams Coordinator/Associate Head Coach Jerry Rosburg





MIKE MACDONALD

DEFENSIVE ASSISTANT

COLLEGE: GEORGIA
BORN: 6/26/87, BOSTON, MA
EXP. (NFL/RAVENS): 3/3



MIKE MACDONALD supports the defensive coaching staff, providing statistical analysis, self-scouting reports and breakdowns of opposing offenses. During the 2015 campaign, Macdonald worked with inside linebackers coach Don Martindale as a defensive assistant, after helping coach the defensive backs as a defensive coaching intern in 2014. Macdonald was a safeties and defensive quality control coach for the Georgia Bulldogs (2011-13) while earning his master's in sports management.

2014-15: (with Baltimore) 2015: Assisted inside linebackers coach Don Martindale in mentoring ILBs Daryl Smith and C.J. Mosley, who combined to produce the NFL's second-most tackles (493) between teammates during the 2014-15 seasons...Smith's team-leading 121 total stops ranked 10th in the league...Named defensive assistant. **2014:** Worked with a secondary that battled injuries (six DBs were placed on Injured Reserve) to help Baltimore allow the NFL's sixth-fewest points (18.9 ppg) and eighth-fewest yards (336.9) per game...Named coaching intern (defense).

2011-13: (with Georgia) 2013: Helped mentor ILB Ramik Wilson, who earned first-team All-SEC honors by media and coaches after posting a conference-leading 133 total tackles, including 11 TFL. **2012:** Helped guide a Georgia

defense that allowed 175.6 passing yards and 19.6 points per game, ranking eighth and 18th, respectively, in the nation. **2011:** Named defensive graduate assistant following the spring game and helped produce one of the nation's top-ranked units in total (277 ypg, fifth), pass (176.0, 10th) and rush (101.2, 11th) defense...Originally joined the Bulldogs as a student assistant in May 2010, helping coach and coordinate offensive scout team during his first season with Georgia... Worked primarily with OLBs before shifting to ILBs during the 2011 spring practice.

2008-09: (with Cedar Shoals – Athens, GA – HS) While attending Georgia, coached the linebackers and running backs under head coach Xarvia Smith, for whom he played at Centennial (Roswell, GA) HS...Earned the staff's Coach of the Year award following his first season with the Jaguars.

COLLEGE: Graduated summa cum laude with a finance degree from Georgia's Terry College of Business in 2010... Earned his master's degree in sports management from Georgia in 2013, while serving as safeties and defensive quality control coach for the Bulldogs' football team.

PERSONAL: Was a two-sport (football and baseball) athlete at Centennial (Roswell, GA) HS.

COACHING BACKGROUND

YEARS	COLLEGE/PRO TEAM	POSITION
2008-09	Cedar Shoals (GA) HS.	Linebackers and Running Backs
2011-13	Georgia	Safeties and Defensive Quality Control
2014	Baltimore Ravens	Coaching Intern (Defense)
2015-16	Baltimore Ravens	Defensive Assistant



CHARM CITY SACKS



From 2011-15, Baltimore ranks third in the NFL in sacks at home with 117 QB drops. Impressively, the Ravens have recorded at least 5 sacks in seven different home games (all wins) during that span.

MOST SACKS AT HOME (2011-15)

Rk.	Team	Sacks	Yards
1.	Minnesota Vikings	122	786
2.	Arizona Cardinals	119	856
3.	Baltimore Ravens	117	792



DON MARTINDALE

LINEBACKERS COACH

COLLEGE: DEFIANCE COLLEGE
BORN: 5/19/63, DAYTON, OH
EXP. (NFL/RAVENS): 12/5



DON "WINK" MARTINDALE is in his fifth year with the Baltimore Ravens. From 2012-15, he coached the team's inside linebackers, but starting in 2016, he now leads the entire unit. With Wink's guidance, third-year LB C.J. Mosley has developed into one of the league's top inside 'backers. Since 2014, Mosley is the only NFL defender to tally at least 225 tackles, 5 sacks and 2 INTs. (He has 245, 7 and 2, respectively.) Impressively, Mosley's 245 tackles since 2014 rank as the NFL's sixth most. Following his 2014 campaign, in which he became the first rookie Raven to earn Pro Bowl honors, Mosley finished second in the AP NFL Defensive Rookie of the Year voting. In addition to Mosley, former Ravens LB Daryl Smith was a standout performer for Baltimore, becoming one of just two NFL players (Lavonte David) to post at least 350 tackles, 5 sacks, 5 INTs and 4 forced fumbles over the past three seasons (2013-15). In 2013, Smith led the team with 123 tackles, also setting a Ravens' single-season record by a linebacker with 19 PD.

MARTINDALE COACHING HIGHLIGHTS: Martindale was the Broncos' defensive coordinator in 2010, and in 2009, coached all four linebackers in Denver's 3-4 scheme. During that '09 campaign, OLB Elvis Dumervil earned first-team All-Pro and Pro Bowl honors after registering 17 sacks on the season. Martindale originally entered the NFL in 2004 and spent five years guiding the Oakland Raiders' LBs (2004-08). Prior to that, "Wink" coached 11 seasons in the collegiate ranks, including three years at the University of Cincinnati alongside then-assistant head coach John Harbaugh. Martindale also helped Western Kentucky and head coach Jack Harbaugh earn a Division I FCS National Championship in 2002.

2012-15: (with Baltimore) 2015: Martindale helped LB C.J. Mosley total 116 tackles (76 solo), a career-high 4 sacks (-18 yards), 7 PD, 1 FF and 2 FRs for the NFL's eighth-ranked defense (337.4 ypg)...Baltimore's unit finished No. 2 overall (291.1 ypg) and No. 1 vs. the pass (183.3 ypg) over the

season's final eight games...LB Daryl Smith led the team and ranked 10th in the NFL with 121 tackles (72 solo), adding 3 sacks (-19.5 yards), 1 INT and 3 PD. **2014:** Mosley became the first rookie in Ravens history to earn Pro Bowl honors, finishing as the NFL's only player with at least 125 tackles, 3 sacks and 2 INTs...Smith registered 127 tackles, 1 sack, 1 INT and 2 FFs...Ravens allowed the NFL's sixth-fewest points (18.9 ppg) and eighth-fewest yards per game (336.9), also producing the NFL's No. 2 red zone defense (42.6%). **2013:** Smith, who was signed to help replace retired future Hall of Fame LB Ray Lewis, turned in a stellar season...He led the team with 123 tackles, also setting a Ravens' single-season record by a LB with 19 PD (Ray Lewis, 13 in 2003)...Smith was also one of three NFL defenders to tally at least 100 tackles, 5 sacks and 3 INTs...Defense ranked third in the NFL in third-down percentage (33.5) and seventh in the red zone (48.8%). **2012:** In his first season with Baltimore, Martindale tutored the inside linebackers, a group that was depleted by injuries, including Lewis, who missed 10 regular season games and returned and recorded an NFL-leading 51 postseason tackles (a franchise postseason record) and 1 PD for a defense that forced 10 turnovers en route to a victory in Super Bowl XLVII...LB Dannell Ellerbe set a career high in tackles (89) and sacks (4.5)...Over the final six games of the regular season (since Week 12), Baltimore's defense allowed the NFL's fourth-fewest yards per game (299.0 ypg).

2009-10: (with Denver) 2010: Was promoted to defensive coordinator...CB Champ Bailey represented the team in the Pro Bowl. **2009:** Joined the Broncos' coaching staff as the team's linebackers coach and helped the Denver "D" rank seventh in the NFL (315.0 ypg)...Guided OLB Elvis Dumervil (who signed with the Ravens in March 2013), who led the NFL with a then-team-record 17 sacks, to Pro Bowl and first-team All-Pro honors in his first year playing LB...D.J. Williams also thrived under Martindale's leadership, earning a spot as a Pro Bowl alternate.

COACHING BACKGROUND

YEARS	COLLEGE/PRO TEAM	POSITION
1986	Defiance College	Secondary
1987	Defiance College	Defensive Coordinator/Secondary
1988-93	High Schools	Defensive Coordinator
1994-95	Notre Dame	Defensive Assistant
1996	University of Cincinnati	Defensive Ends
1997-98	University of Cincinnati	Linebackers/Special Teams Coordinator
1999	Western Illinois	Defensive Coordinator/Linebackers
2001-02	Western Kentucky	Inside Linebackers/Special Teams Coord.
2003	Western Kentucky	Defensive Coordinator/Inside Linebackers
2004-05	Oakland Raiders	Inside Linebackers
2006-08	Oakland Raiders	Linebackers
2009	Denver Broncos	Linebackers
2010	Denver Broncos	Defensive Coordinator
2012-15	Baltimore Ravens	Inside Linebackers
2016	Baltimore Ravens	Linebackers



DON MARTINDALE

2004-08: (with Oakland) 2006-08: Tutored the Raiders' linebackers, including 2005 draft pick Kirk Morrison, who along with 2006 draft pick Thomas Howard, led the LB corps...Morrison and Howard were two of the league's best at forcing turnovers, each tallying 7 INTs from 2006-08. **2006:** Oakland's defense ranked third overall (284.8 ypg) and first against the pass (150.8 ypg). **2004:** Entered the NFL coaching ranks as the Raiders' inside linebackers coach.

2001-03: (with Western Kentucky) 2003: Promoted to defensive coordinator/inside linebackers for the Hilltoppers, who were ranked sixth in yards allowed per game (283.7). **2002:** WKU won the Division I FCS National Championship. **2001:** Was hired by head coach Jack Harbaugh (John's father) as inside LBs/special teams coordinator.

1999: (with Western Illinois) Was defensive coordinator/linebackers coach...Tutored former Ravens 2001 draft pick and All-American LB Edgerton Hartwell.

1996-98: (with University of Cincinnati) 1997-98: Coached special teams/linebackers, including former Ravens LB Brad Jackson. **1996:** Joined the Bearcats' staff as the defensive

ends coach, working alongside John Harbaugh, who was assistant head coach.

1994-95: (with Notre Dame) Spent two seasons as the defensive assistant for the Fighting Irish...Notre Dame earned trips to the Fiesta Bowl (1994) and Orange Bowl (1995)...During the 1994 season, coached with Dean Pees (current Ravens defensive coordinator), who was the Irish secondary coach.

1988-93: Was the defensive coordinator for three high schools in Ohio, including his alma mater, Trotwood-Madison.

1986-87: (with Defiance College) Began coaching career at his alma mater as its secondary coach...Promoted to defensive coordinator/secondary in 1987.

COLLEGE: Played linebacker for Defiance College in Ohio... Earned a bachelor's degree in business education.

PERSONAL: Martindale was an All-State linebacker at Trotwood-Madison (Trotwood, OH) HS...Born May 19, 1963 in Dayton, OH...He and his wife, Laura, have a daughter, Cassie, who was a Ravens' marketing department intern in 2013, and a son, Ty.

"Wink' is a great player's coach. He'll always make sure to guide you in the right direction, and he cares more about what you do outside of football than what you do on the field. He wants to make sure you're doing the right thing at all times. He always wants the best for you. He always says, 'I treat you like my kids,' and I appreciate that. He's a great coach." – LB C.J. Mosley

MOSLEY IS MASTERFUL AT LINEBACKER



The first-ever Ravens' rookie to earn Pro Bowl honors, LB C.J. Mosley, Baltimore's 2014 first-round draft choice (17th overall), is the only NFL defender to tally at least 225 tackles, 5 sacks and 2 INTs over the past two seasons. (Mosley has 245, 7 and 2, respectively.) Here are several other Mosley "quick hits" to note:

- ✓ Mosley was the NFL's only player to post at least 125 tackles, 3 sacks and 2 INTs during his rookie season (2014).
- ✓ Mosley (2014), Daryl Smith (2013) & Ray Lewis (1998, 1999, 2000 & 2001) are the only Ravens defenders to register at least 115 tackles, 3 sacks and 2 INTs in a season.
- ✓ Mosley finished second to Rams DT Aaron Donald in the 2014 AP NFL Defensive Rookie of the Year voting.
- ✓ In 2015's Week 3 game vs. Cincinnati, Mosley scored the first TD of his career (picture at left), returning a fumble 41 yards for a score. Mosley also tallied 6 tackles (4 solo), 1 QB hit and 1 PD in the game.

LONGEST FUMBLE RECOVERIES Ravens History (1996-2015)

Player (Game)	Distance
Kelly Gregg (9/17/06 vs. Oak.)	59
Adalius Thomas (11/26/06 vs. Pit.)	57t
C.J. Mosley (9/27/15 vs. Cin.)	41t



MARTY MORNHINWEG

QUARTERBACKS COACH

COLLEGE: MONTANA
BORN: 3/29/62, EDMOND, OK
EXP. (NFL/RAVENS): 22/2



MARTY MORNHINWEG is in his second year as the Ravens' quarterbacks coach. Prior to his 2015 Baltimore arrival, the 22-year NFL coaching veteran spent the 2013-14 seasons as offensive coordinator of the New York Jets. In his first campaign with the Ravens, Mornhinweg helped Baltimore rack up a franchise-record 4,271 net passing yards (266.9 ypg) and the second-most total net yards in team history (5,749). The Ravens were able to accomplish these feats during an injury-riddled campaign in which four different starting QBs (Joe Flacco, Matt Schaub, Jimmy Clausen & Ryan Mallett) were used for the first time in franchise history. Prior to his season-ending knee injury, Flacco, who missed the final six games, was on pace to throw for a career-high 4,466 yards.

MORNHINWEG COACHING HIGHLIGHTS: Throughout his NFL coaching career, five quarterbacks have earned Pro Bowl honors under Mornhinweg's direction: Michael Vick, Donovan McNabb, Steve Young, Jeff Garcia and Brett Favre. As offensive coordinator of the New York Jets (2013-14), the team's rushing attack ranked as the NFL's third best (138.7 ypg) unit, which includes posting the league's No. 3 average (142.5 ypg) in 2014. He also helped tutor QB Geno Smith, who in 2013 started all 16 games, becoming the first rookie QB in team history to do so. Prior to joining the Jets, Mornhinweg spent 10 seasons (2003-12) in Philadelphia, including nine (2004-12) as the Eagles' offensive coordinator/assistant head coach. In that role, he helped the Eagles set single-season franchise records in total net yards (6,386 in 2011), total points (439 in 2010), average per rush (5.4 in 2010), third-down percentage (42.4 in 2007), net passing yards (4,119 in 2006), passer rating (96.7 in 2006) and fewest INTs (9 in 2006). He and John Harbaugh spent five seasons (2003-07) together on the Eagles' coaching staff. Mornhinweg earned his first NFL head-coaching post with the Detroit Lions from 2001-02. His first NFL coordinator job came with the San Francisco 49ers (1997-2000), where in 1998, the team set franchise marks in total yards (6,800), first downs (381) and rushing yards (2,544).

His first NFL coaching opportunity came in Green Bay (1995-96), where in 1996, he served as the Packers' QBs coach and helped guide Favre to NFL MVP honors and a victory in Super Bowl XXXI.

2015: (with Baltimore) Starting four different QBs (Joe Flacco, Matt Schaub, Jimmy Clausen & Ryan Mallett) for the first time in franchise history, the Ravens ranked No. 14 in total offense (eighth passing & 26th rushing)...Prior to his season-ending knee injury, Flacco, who missed the final six games, was on pace to throw for a career-high 4,466 yards... Mornhinweg helped Baltimore post the second-most total net yards in team history (89 short of 2014 record), finishing with 5,749 yards...The Ravens also set a franchise record by averaging 266.9 passing yards per game, thanks in part to a unit that allowed the NFL's third-fewest sacks (24).

2013-14: (with New York Jets) Spent two seasons as offensive coordinator, helping the Jets rank third in rushing offense (138.7 ypg) during that span. **2014:** Helped guide a rushing attack that finished third in the NFL (142.5 ypg) behind RBs Chris Ivory and Chris Johnson...C Nick Mangold earned Pro Bowl honors for the fifth time in six seasons. **2013:** Joined the Jets' staff...QB Geno Smith became the first rookie signal caller to start all 16 games in franchise history...New York's rushing attack finished sixth in the NFL (134.9 ypg).

2003-12: (with Philadelphia) Spent 10 seasons with the Eagles, including nine (2004-12) as the team's offensive coordinator/assistant head coach...Under his guidance, 10 different offensive players earned a total of 17 Pro Bowl honors. **2012:** In his final season with the Eagles, the offense set a then-franchise standard in completions (367). **2011:** Philadelphia set a then-franchise-best 6,386 total net yards... RB LeSean McCoy had a league-high 17 rushing TDs and finished fourth in rushing yards (1,309) en route to earning a Pro Bowl nod. **2010:** Philadelphia set a franchise mark in total points (439, since broken) for the third-consecutive season,

COACHING BACKGROUND

YEARS	COLLEGE/PRO TEAM	POSITION
1985	Montana	Wide Receivers
1986-87	Texas at El Paso	Graduate Assistant
1988	Northern Arizona	Running Backs
1989-90	Southeast Missouri State	Offensive Coordinator/Quarterbacks
1991	Missouri	Tight Ends/Slots
1992-93	Missouri	Offensive Line
1994	Northern Arizona	Offensive Coordinator
1995	Green Bay Packers	Offensive Assistant
1996	Green Bay Packers	Quarterbacks
1997-2000	San Francisco 49ers	Offensive Coordinator/Quarterbacks
2001-02	Detroit Lions	Head Coach
2003	Philadelphia Eagles	Senior Assistant
2004-12	Philadelphia Eagles	Offensive Coordinator/Assistant Head Coach
2013-14	New York Jets	Offensive Coordinator
2015-16	Baltimore Ravens	Quarterbacks



MARTY MORNHINWEG

which helped Mornhinweg earn *Pro Football Weekly* NFL Assistant Coach of the Year honors...The offense also set single-season records in completion percentage (62.0) and average per rush (5.4)...Five offensive players earned Pro Bowl honors. **2009:** Philadelphia's offense finished fifth in scoring (26.8 ppg). **2008:** Eagles finished sixth in scoring (26.0 ppg) and net passing (244.4 ypg) en route to an appearance in the NFC title game. **2007:** Guided the sixth-ranked offense (358.1 ypg), led by RB Brian Westbrook, who was third in the NFL with 1,333 rushing yards...Had a franchise-best 42.4 percent third-down conversion rate. **2006:** Eagles' offense set then-franchise marks in net passing yards (4,119), passer rating (96.7) and fewest INTs (9)...Finished second in the NFL in total net yards (381.4 ypg). **2004:** In his first season guiding the offense, Philadelphia advanced to Super Bowl XXXIX. **2003:** Spent his first season with the Eagles as a senior assistant.

2001-02: (with Detroit) Mornhinweg spent two seasons with the Lions in his first NFL head-coaching role.

1997-2000: (with San Francisco) Spent four seasons with the 49ers as offensive coordinator/quarterbacks coach...During that span, the offense ranked third in total net yards (364.6 ypg), including third in rushing (131.4 ypg) and fifth in passing (233.2 ypg). **2000:** Under Mornhinweg, WR Terrell Owens finished fourth in the NFL in receiving yards (1,451) and third in touchdowns (13)...QB Jeff Garcia finished second in passing yards (4,278) and third in touchdowns (31). **1999:** The 49ers boasted the NFL's No. 1 rushing offense (130.9 ypg). **1998:** San Francisco's offense was No. 1 in the NFL (425.0 ypg), including first in rushing (159.0 ypg) and second in passing (266.0 ypg)...San Francisco set franchise marks in total yards (6,800), first downs (381) and rushing yards (2,544)...Mornhinweg's unit became just the third in NFL history to lead the league in both gross passing yards and rushing yards in the same season. **1997:** Helped lead the 49ers to the NFC title game in his first season with the team and first as an NFL coordinator.

1995-96: (with Green Bay) Began his NFL coaching career with the Packers, where in 1996, he helped Green Bay to a victory in Super Bowl XXXI as its quarterbacks coach. **1996:** Mornhinweg was promoted to quarterbacks coach,

where he helped lead QB Brett Favre to NFL MVP honors and a victory in Super Bowl XXXI...Favre threw a league-high and career-best 39 TDs. **1995:** Entered the NFL ranks as an offensive assistant with the Packers.

1994: (with Northern Arizona) Returned to Northern Arizona, where he spent one season as offensive coordinator for the Lumberjacks.

1991-93: (with Missouri) Served on the coaching staff for three seasons at Missouri. **1992:** Named offensive line coach. **1991:** Joined the Tigers as tight ends/slots coach.

1989-90: (with Southeast Missouri State) Mornhinweg had his first role as a coordinator with the Redhawks, serving two seasons as offensive coordinator/quarterbacks.

1988: (with Northern Arizona) In his first stint with Northern Arizona, Mornhinweg spent one season as the team's running backs coach.

AFL PLAYER: (1987 with Denver Dynamite) Played one season as a quarterback in the Arena Football League...Despite being lost for the season with a knee injury, the Dynamite went on to win Arena Bowl I.

1986-87: (with Texas at El Paso) Spent two seasons as a graduate assistant with the Miners.

1985: (with Montana) Following his collegiate playing career, Mornhinweg spent one season as the wide receivers coach at his alma mater.

COLLEGE: Attended Montana, where he was a four-year starting quarterback for the Grizzlies...Set 15 passing records for the program...Graduated from Montana with a Bachelor of Science degree in health and physical education in 1985 and earned his Master of Science degree in health and physical education/sports administration from UTEP in 1988.

PERSONAL: Mornhinweg attended Oak Grove (San Jose, CA) HS, where he earned Northern California High School Player of the Year honors as a senior quarterback...Elected to the Hall of Fame at both Montana and Oak Grove for his play as a quarterback...He and his wife, Lindsay, have four children: two daughters, Madison and Molly Lynn, and two sons, Skyler and Bobby Cade.



"Marty is an experienced NFL coach who is also good at teaching us the fundamentals of playing quarterback. He's a very intense and focused guy, but I also think he's someone who helps keep things light."

– QB Joe Flacco



CRAIG VER STEEG

SENIOR OFFENSIVE ASSISTANT

COLLEGE: USC
BORN: 9/11/60, REDONDO BEACH, CA
EXP. (NFL/RAVENS): 10/9

CRAIG VER STEEG (pronounced ver-STEGG) is in his ninth year working with the Ravens' offense. Ver Steeg, who has 33 years of coaching experience, has established himself as an elite coach of quarterbacks, receivers and running backs. In 2015, with Baltimore starting four different QBs for the first time in team history, he helped guide the NFL's eighth-best passing attack (266.9 ypg), which gained a franchise-record 4,271 net passing yards. The Ravens also posted the second-most total net yards (5,749) in team history. In 2014, Ver Steeg helped the Ravens' offense to single-season franchise marks with 409 points and 5,838 yards. QB Joe Flacco had a career-best 3,986 yards and 27 TD passes, while WR Torrey Smith secured 11 TD receptions, the second-most in team history (Michael Jackson, 14 in 1996). In 2013, Ver Steeg aided in the development of rookie WR Marlon Brown, who tied a franchise rookie record with 7 TD receptions, and helped guide Torrey Smith, who became the first Ravens player since 2009 (WR Derrick Mason - 1,028) to produce 1,000-plus receiving yards in a season (1,128). In 2012, the Ravens set a then-franchise record by scoring 398 points, including a team-record 254 points at home, en route to a victory in Super Bowl XLVII. In 2011, Baltimore's offense was 12th in scoring (23.6 ppg), and Pro Bowl RB Ray Rice led the NFL with 2,068 yards from scrimmage. A longtime collegiate coach, Ver Steeg guided several NFL players who benefited under his tutelage on the college level, including QB Alex Smith (Chiefs).

2008-15: (with Baltimore) 2015: Behind four different starting QBs for the first time in team history, Baltimore posted the NFL's No. 8-ranked passing offense (266.9 ypg), including a franchise-record 4,271 net passing yards...Ravens also tallied the second-most total net yards (5,749) in team history...QB Joe Flacco led the Ravens on three game-winning drives before sustaining a season-ending knee injury in his 122nd-consecutive start (fifth-longest streak in NFL history)...QB Ryan Mallett established single-season career highs in all

passing categories: attempts (244), completions (136), yards (1,336), completion percentage (55.7) and TDs (5). **2014:** Offense set single-season franchise marks in total points (409), road points (206) and total yards (5,838)...Flacco set career marks in passing yards (3,986) and TDs (27)...WR Torrey Smith recorded 11 TD receptions, the second most in team history (Michael Jackson, 14 in 1996)...Baltimore's 19 sacks allowed were the second fewest both in the NFL in '14 and in team history...WR Steve Smith Sr. eclipsed 1,000 receiving yards for the eighth time in his career...Pro Bowl RB Justin Forsett produced a career-best 1,266 rushing yards and led the NFL in runs of 20-plus yards (team-record 17). **2013:** Helped Flacco set career highs in attempts (614), completions (362) and then-passing yards (3,912)...Aided in the development of rookie WR Marlon Brown, who tied a franchise rookie record with 7 TD receptions, and guided Torrey Smith, who became the first Ravens player since 2009 (WR Derrick Mason - 1,028) to produce 1,000-plus receiving yards in a season (1,128)...RB Ray Rice (9,214) surpassed RB Jamal Lewis (9,166) to become the Ravens' all-time leader in total yards from scrimmage. **2012:** Helped prep an offense that set a then-single-season franchise record with 398 points, including a team-best 254 at home...Baltimore surrendered just 16 give-aways, setting a franchise single-season record low and tying for the NFL's second fewest... Flacco set a then-career high with 3,817 passing yards en route to Super Bowl XLVII MVP honors. **2011:** Helped guide Ravens QBs...Flacco became the first starting QB in NFL history (since 1970 merger) to lead his team to the playoffs in each of his first four seasons (and later five in 2012)...Rice led the NFL in yards from scrimmage (2,068), the second-highest total in Ravens history. **2010:** Flacco set a career high with a 93.6 passer rating. **2009:** Assisted the offense with game preparation for a unit that was the NFL's ninth-best in scoring (24.4 ppg), also setting team records for most total TDs (47) and most rushing TDs (22). **2008:** Baltimore finished fourth in

COACHING BACKGROUND

YEARS	COLLEGE/PRO TEAM	POSITION
1984-85	USC.....	Graduate Assistant
1986-89	Utah.....	QBs/Recruiting Coordinator/G.A.
1990-93	University of Cincinnati.....	QBs/WRs/Recruiting Coordinator
1994-95	Harvard.....	Quarterbacks/Wide Receivers
1996	Chicago Bears.....	Offensive Asst./Quality Control
1997-2000	Illinois.....	QBs/Recruiting Coordinator
2001-02	Utah.....	Offensive Coordinator/QBs
2003-07	Rutgers.....	Offensive Coordinator/QBs/RBs
2008-10	Baltimore Ravens.....	Offensive Assistant
2011	Baltimore Ravens.....	Offensive Assistant/Quarterbacks
2012-16	Baltimore Ravens.....	Senior Offensive Assistant



CRAIG VER STEEG

the NFL in rushing yards (148.5 ypg) and 11th in points per game (24.1)...Ravens led the NFL in time of possession (33:10 avg.), and their 18.1 margin of victory ranked second.

2003-07: (with Rutgers) Ver Steeg tutored some of the most productive players in school history. **2007:** Served as RBs coach, guiding Ravens 2008 second-round draft pick and All-American RB Ray Rice, who rushed for a school-record 2,012 yards and 24 TDs on 380 carries (154.8 ypg)...Part of an offensive unit that produced 456.3 net yards per game...Scarlet Knights averaged 198.0 rushing yards per game...Rice finished his career holding several Rutgers records, including career yards rushing (4,926), career rushing TDs (49) and single-game rushing yards (280)...Rice also became the 13th player in NCAA history to gain more than 2,000 rushing yards in a season...Was also a Doak Walker Award finalist (nation's top running back) and earned team MVP honors for the second straight year. **2006:** Rutgers rushing attack ranked 15th in the country, averaging 180.2 yards per game...Scarlet Knights also produced 29.8 points per game, ranking 22nd among Division I teams. **2005:** Rutgers was second in the Big East in both total offense (406.3 ypg) and passing (234.6 ypg). **2004:** Scarlet Knights boasted the nation's No. 6 overall and Big East's top-ranked passing attack (310.5 ypg)...Rutgers also finished third in the Big East in total offense (407.7 ypg). **2003:** As offensive coordinator (2003-05), oversaw a unit that scored 329 points, the fifth-highest point total in school history...Scarlet Knights produced 4,423 total yards of offense, fifth most in Rutgers annals...Also coached Rutgers QBs (2003-05)...In dual roles, he tutored QB Ryan Hart, who established nearly every school passing mark in three seasons as a starter...Hart's career records include passing attempts (1,217) and completions (735)...He also ranks second all-time (QB Mike Teel) with 8,482 career passing yards and 52 TDs through the air.

2001-02: (with Utah) Served as offensive coordinator and QBs coach for two seasons...Helped recruit the first-overall pick in the 2005 NFL Draft, QB Alex Smith (by the 49ers), to Utah and coached the young signal caller in his first season...With Ver Steeg guiding the Utes' attack, Utah's offense improved 50-or-more spots nationally in nearly every offensive category. **2001:** Utes finished 24th in the nation in total offense, including 12th in rushing.

1997-2000: (with Illinois) QBs coach and recruiting coordinator. **1999:** Tutored QB Kurt Kittner as a sophomore when he broke QB Jeff George's single-season record for TD passes (24)...Kittner was named team MVP and garnered MVP honors at the MicronPC.com Bowl.

1996: (with Chicago) Under Dave Wannstedt, Ver Steeg worked with the Bears' QBs as an offensive assistant/quality control coach.

1994-95: (with Harvard) Served as the passing game coordinator, QBs and WRs coach and recruiting coordinator.


1990-93: (with Cincinnati) Spent four years on the Cincinnati coaching staff with John Harbaugh. **1992-93:** Coached the Bearcats' QBs and served as the program's recruiting coordinator. **1993:** Compiled an 8-3 record and Bearcats won the Independent Football Alliance championship. **1991:** Tutored wide receivers and served as recruiting coordinator. **1990:** Coached wide receivers.

1986-89: (with Utah) **1989:** As the school's assistant QBs coach, he worked with NCAA record-setting QB Scott Mitchell, who went on to play 12 seasons in the NFL. **1988:** Ver Steeg served as Utah's recruiting coordinator. **1986:** Joined Utah as a graduate assistant/QBs.

1984-85: (with USC) Launched his coaching career at his alma mater as a graduate assistant, following two years at Redondo HS.

COLLEGE: Graduated from USC in 1983 and later received his master's degree in education from USC in 1986.

PERSONAL: Attended Redondo (Redondo Beach, CA) HS, where he later was hired as an assistant coach (1980-82) while attending USC...Lettered in football, as a DB, and wrestled all four years...Craig and his wife, Lisa, have a son, Ian (12).



"Craig has been around since I arrived here [in 2008], and he does great work putting our advance reports together. He really grinds on our opponents to make sure we know what we're looking for when it's time to prepare during the week and then face a team on Sunday." – QB Joe Flacco



TODD WASHINGTON

ASSISTANT OFFENSIVE LINE COACH

COLLEGE: VIRGINIA TECH
BORN: 7/19/76, NASSAWADOX, VA
EXP. (NFL/RAVENS): 14/6 (8 PLAYING / 6 COACHING)

TODD WASHINGTON is in his sixth year as Baltimore's assistant offensive line coach. Washington, who played eight years as a C/G in the league (Houston and Tampa Bay), entered the NFL coaching ranks in 2011 with the Ravens. In 2015, the offense set a franchise record for net passing yards (4,271) with four different starting QBs. In 2014, he worked with an O-line that helped QB Joe Flacco set career highs in yards (3,986) and TD passes (27). The Ravens' offense also set single-season franchise records for points (409) and total yards (5,838) during the '14 campaign. In 2012, Baltimore's Super Bowl XLVII-winning season, the O-line helped RB Ray Rice break 1,000 rushing yards for the fourth-consecutive year. The Ravens' offense also set a franchise record producing 72 offensive plays of 20-or-more yards in 2012.

2011-15: (with Baltimore) Since 2014, Baltimore's 43 sacks permitted rank as the NFL's fewest...Ravens allowed zero sacks in 10 games (from 2014-15), a mark that entering 2016 ties (Cincinnati) for the NFL's most. **2015:** O-line permitted the NFL's third-fewest sacks (24)...G Marshal Yanda received his fifth-consecutive Pro Bowl nod after starting all 16 games. **2014:** Yanda earned his fourth-consecutive Pro Bowl...Pro Bowl RB Justin Forsett rushed for a career high 1,266 yards (NFL's fifth most)...Baltimore allowed the second-fewest sacks in team history (19, which ranked second only to Denver's 17) and scored the NFL's eighth-most points (25.6 ppg). **2013:** Yanda earned his third Pro Bowl, with the O-line helping RB Ray Rice (9,214) pass RB Jamal Lewis (9,166) as the Ravens' all-time leader in scrimmage yards. **2012:** The Ravens produced a team-record 254 points at home and 31.8 ppg (the NFL's fourth-best home average), en route to Baltimore winning Super Bowl XLVII...Helped guide Yanda to his second Pro Bowl...Ravens set a franchise single-season record low and tied for the NFL's second-fewest turnovers (16). **2011:** Led by veteran C Matt Birk, a six-time Pro Bowler,

the O-line produced two first-time Pro Bowlers: Yanda and G Ben Grubbs...Rice led the NFL in yards from scrimmage (2,068), second most in Ravens history.

2010: (with UFL's Hartford Colonials) Spent one season as the Colonials' O-line coach...Hartford ranked No. 1 in total offense and No. 1 in rushing yards.

2007-09: (with University of San Diego) 2009: Named USD's offensive coordinator...Toreros suffered significant injuries and lost seven games by an average of five points. **2008:** Offense ranked first in the Pioneer Football League in scoring (35.3 ppg), total offense (405.4 ypg), passing (269.1 ypg) and pass efficiency (163.2 rtg). **2007:** Offensive line helped offense average 44.3 points per game and 483.1 total yards per game...Two senior O-linemen (C Jordan Paopao and G Gabe DeAnda) were named All-PFL first team.

NFL PLAYER: (1998-2005) Played in 97 career NFL games, with 17 starts for two NFL teams. **2003-05: (Houston) 2003:** Made a career-high 14 starts at LG for the Texans. **1998-2002: (Tampa Bay) 2002:** Was part of the Buccaneers' Super Bowl XXXVII championship team. **1998:** Selected in the fourth round (104th overall) of the NFL Draft by Tampa Bay.

COLLEGE: Earned his B.S. in physical education and health from Virginia Tech ('98), where he earned All-Big East first-team honors as a senior ('97) at C/G...Also played in the Senior Bowl...Helped the Hokies average almost 200 rushing yards per game during his junior and senior seasons.

PERSONAL: Was a training camp coaching intern for the St. Louis Rams (2010) and San Diego Chargers (2009)...Also did internships with East Texas Baptist University (August, 2006) and the Amsterdam Admirals (February, 2006) at their NFL Europe training camp...Played offensive tackle at Nandua (Onley, VA) HS...Todd and his wife, Shannon, have two sons, Cameron (17) and Zane (11), and a daughter, Ava (13).

COACHING BACKGROUND

YEARS	COLLEGE/PRO TEAM	POSITION
2007-08	University of San Diego.....	Offensive Line
2009	University of San Diego.....	Offensive Coordinator
2010	Hartford Colonials (UFL)	Offensive Line
2011-16	Baltimore Ravens	Assistant Offensive Line



"It's great that Todd played in the league for so long. He really gives you that player perspective. He knows what we're going through on a daily basis. He has been through the grind, and I always appreciate getting his point of view."

— T Rick Wagner



ANDY BISCHOFF

OFFENSIVE ASSISTANT

COLLEGE: SOUTH DAKOTA
BORN: 12/8/70, FARGO, ND
EXP. (NFL/RAVENS): 4/2



ANDY BISCHOFF is in his second year with the Ravens, working with offensive coordinator Marc Trestman and quarterbacks coach Marty Mornhinweg. In 2015, Bischoff assisted Trestman, who led Baltimore to a single-season franchise-record 4,271 net passing yards (eighth-most in the NFL) and 5,749 total net yards (second-most in team history). Bischoff originally joined the NFL coaching ranks with the Chicago Bears in 2013 as the tight ends coach/staff coordinator. In 2014, Bischoff tutored a group led by TE Martellus Bennett, who finished first in receptions (90) and third in receiving yards (916) among NFL tight ends. During the 2013 campaign, Bennett recorded 65 receptions for 759 yards and 5 TDs, contributing to 445 points scored (second-most in team history) and a single-season franchise-record 6,109 total net yards. Prior to joining the Bears, Bischoff spent five seasons (2008-12) and won two Grey Cup Championships with the CFL's Montreal Alouettes under Trestman. Bischoff was invited to coach at the U.S. Army High School All-American Bowl (2008) and continued to work as the Director of Football Operations for the West Team (2009-12). Raised in St. Paul, MN, Bischoff spent 14 years at Cretin-Derham Hall (St. Paul, MN) HS, coaching in several offensive capacities.

2015: (with Baltimore) A Ravens' offense that lost six Week 1 starters to Injured Reserve generated the second-most total net yards (5,749) in franchise history and ranked eighth in the NFL with a single-season franchise-record 4,271 net passing yards with three different starting quarterbacks.

2013-14: (with Chicago) 2014: TE Martellus Bennett set career highs with 90 receptions, 916 receiving yards and 6 TDs, earning Pro Bowl alternate honors...Coached a tight ends unit that helped block for RB Matt Forte, who rushed for 1,038 yards and set an NFL single-season record for most receptions by a running back (102). **2013:** Bennett finished in the Top 10 among NFL TEs with 65 receptions (tied for eighth) and 759 receiving yards (tied for ninth)...The blocking efforts

by the TEs group helped Forte set career highs in rushing yards (1,339) and TDs (9).

2008-12: (with CFL's Montreal Alouettes) 2012: The Alouettes finished first in the CFL's East Division. **2011:** Helped guide RB Brandon Whitaker to career highs in rushing yards (1,381), receiving yards (638), receptions (72) and TDs (5). **2010:** Montreal clinched its second-straight Grey Cup Championship with a victory over the Saskatchewan Roughriders...Named the special teams coordinator/assistant to the head coach (Marc Trestman). **2009:** The Alouettes advanced to the Grey Cup for the second-consecutive season and defeated the Roughriders...Under Bischoff's guidance, RB Avon Cobourne produced his first 1,000-yard season, led the CFL in rushing TDs (13) and was named the Grey Cup MVP. **2008:** Joined the Alouettes as the running backs/offensive quality control coach.

1993-2007: (with Cretin-Derham Hall HS, St. Paul, MN) In his first coaching role, Bischoff was the offensive line coach/run game coordinator/co-offensive coordinator (1993-2003) before becoming the assistant head coach/offensive coordinator (2004-07)...Won 168 of 190 games and earned a state title (1999)...Coached 18 offensive linemen and three tight ends that received Division-I scholarships and played in the NFL, including former Ravens C Matt Birk...Served as the dean of students for 10 years.

COLLEGE: Earned his B.A. in Education from South Dakota in 1994...Was a three-year letterman as a center.

PERSONAL: Received a post master's license in administration from St. Mary's University (2006) after earning a master's degree in Education Administration from Mankato State University in 1998...Attended St. Paul Central (St. Paul, MN) HS...Bischoff is married to the former Brittany Fleming, and together, they have two daughters (Makena, 17) and (Morgan, 14) and a son (Jay, 1).

COACHING BACKGROUND

YEARS	COLLEGE/PRO TEAM	POSITION
1993-97	Cretin-Derham Hall HS (MN)	Offensive Line
1998-99	Cretin-Derham Hall HS (MN)	Offensive Line/Run Game Coordinator
2000-03	Cretin-Derham Hall HS (MN)	Co-Offensive Coordinator
2004-07	Cretin-Derham Hall HS (MN)	Assistant Head Coach/Offensive Coordinator
2008-09	Montreal Alouettes (CFL)	Running Backs/Offensive Quality Control
2010-12	Montreal Alouettes (CFL)	RBs/Special Teams Coord./Asst. to the HC
2013-14	Chicago Bears	Tight Ends/Staff Coordinator
2015	Baltimore Ravens	Offensive Quality Control
2016	Baltimore Ravens	Offensive Assistant





MATT WEISS

OFFENSIVE ASSISTANT

COLLEGE: VANDERBILT
BORN: 3/1/83, CHESHIRE, CT
EXP. (NFL/RAVENS): 8/8

MATT WEISS is in his eighth year with the Ravens and first as an offensive assistant. The 2016 campaign marks his first coaching role with an offensive unit, where he will work primarily assisting quarterbacks coach Marty Mornhinweg. In 2015, Weiss served as the cornerbacks coach, aiding a defensive group that finished first in the league against the pass (183.3 ypg allowed) over the season's final eight games, with CB Jimmy Smith recording a career-high 3 INTs. Weiss spent the 2014 season as defensive quality control/linebackers assistant, working closely with Don Martindale (linebackers coach). Weiss was originally promoted in February 2012 to defensive quality control coach with responsibilities including finding tips and tendencies on opponents' offenses, self-scouting the defense and drawing up the playbook. Weiss began his NFL coaching career with the Ravens in 2009, spending three seasons as head coach John Harbaugh's assistant. In that role, he aided Harbaugh with administrative duties, worked in a defensive quality control capacity and supported the team's secondary coaches. A Connecticut native, Weiss brought four years of experience to the Ravens from Stanford University, where he worked under then-Cardinal head coach Jim Harbaugh.

2009-15: (with Baltimore) 2015: Promoted to cornerbacks coach, where he helped coach the NFL's eighth-ranked defense (337.4 ypg), which finished No. 2 overall (291.1 ypg) and No. 1 against the pass (183.3 ypg) over the season's final eight games...CB Jimmy Smith led the unit and posted a career-high 3 INTs (including one returned for a TD). **2014:** Promoted to defensive quality control/linebackers assistant...OLBs Elvis Dumervil (franchise record, 17) and Terrell Suggs (12) were the NFL's top sack tandem...LB C.J. Mosley became the first rookie in team history to earn the Pro Bowl...Dumervil also made his fourth Pro Bowl. **2012:** Responsible for breaking down opponents' tendencies, self-scouting and assisting in the secondary...Ravens won Super Bowl XLVII, defeating the 49ers 34-31. **2011:** Among other duties as the

head coach's assistant, Weiss compiled opponent scouting reports, assisted with scout teams in practice and monitored the breakdown of opponent tendencies...Weiss also served as a liaison for in-game coach's challenges, which were successfully reversed on a career-best eight of 12 challenges (66.7%) during the regular season of Harbaugh's tenure. **2010:** Handled self-scouting of the defense and worked with the LBs in practice and meetings. **2009:** Joined the Ravens' coaching staff as head coach's assistant and assisted then-secondary coach Chuck Pagano with the DBs.

2005-08: (with Stanford) 2008: Named the team's defensive and special teams assistant...Helped the Cardinal finish 11th nationally in sacks per game (2.75). **2005-07:** Worked with the defense and special teams as a graduate assistant while earning a master's degree in liberal arts...Assisted with the defensive line (2007), LBs (2006) and DBs (2005) and was also responsible for all opponent offensive breakdowns, tendency reports and scouting reports, as well as the direction of the opponent offensive scout team during practice...Also worked closely with special teams coordinator D.J. Durkin (now head coach at Maryland) in all aspects of Stanford's special teams, serving as the position coach for the kickers, punters and long snappers.

COLLEGE: Was a punter at Vanderbilt (2001-04) where he earned a bachelor's degree in economics and human organizational development (2005) and a master's of liberal arts from Stanford (2008).

PERSONAL: While an assistant football coach at Smyrna (TN) HS from 2003-04, he established a tutoring program to help student-athletes achieve NCAA eligibility...Played baseball and football at Hopkins School (New Haven, CT), and as quarterback, led the football team to its first-ever 12-0 record and New England Prep School Class C Championship his senior year...Matt and his wife, Melissa, have a son, Bo, and two daughters, Zuzana and Noema.

COACHING BACKGROUND

YEARS	COLLEGE/PRO TEAM	POSITION
2005-07	Stanford	Graduate Assistant
2008	Stanford	Defensive & Special Teams Assistant
2009-11	Baltimore Ravens	Head Coach's Assistant
2012-13	Baltimore Ravens	Defensive Quality Control
2014	Baltimore Ravens	Defensive Quality Control/Linebackers Asst.
2015	Baltimore Ravens	Cornerbacks
2016	Baltimore Ravens	Offensive Assistant



2016 COACHING STAFF



BOB ROGUCKI **DIRECTOR OF STRENGTH & CONDITIONING**

COLLEGE: GLENVILLE STATE

BORN: 9/27/53, CLARKSBURG, WV

EXP. (NFL/RAVENS): 26/9

Bob Rogucki (pronounced row-GUS-key) is in his ninth year with the Ravens. Rogucki is a 42-year coaching veteran who has 26 years of experience as a strength and conditioning coach in the NFL. His philosophy is to direct a training regimen specific to the game of football involving protocols that build both muscular strength and endurance. Rogucki works with every player and believes strength and conditioning is the basis of success for a team. Rogucki oversees the Ravens' offseason strength and conditioning program and has always seen large involuntary player involvement numbers over the course of the program. Prior to joining the Ravens in 2008,

Rogucki spent time with three other NFL teams, including Philadelphia (with then-assistant John Harbaugh) and Arizona, where he spent 14 seasons. He and his wife, Mary Rose, have a son, Charlie, and a daughter, Katie. Charlie is the art director at State Farm Creative and lives in Bloomington, IL, with his wife, Ashley, and Bob's grandsons, Eli Robert (8) and Will Francis (3), and his granddaughter, Sophie Marie (6). Katie, who earned a kinesiology degree from Arizona State, is a physical therapy assistant in Scottsdale, AZ. She married Roger Miller in July 2015.



JUNEY BARNETT **ASSISTANT STRENGTH & CONDITIONING**

COLLEGE: BLOOMSBURG

BORN: 1/11/79, PHILADELPHIA, PA

EXP. (NFL/RAVENS): 11/5

Juney Barnett is in his 11th NFL season and fifth with the Ravens' strength and conditioning department. In his role, Barnett works closely with strength and conditioning coach Bob Rogucki to implement a training regimen to prepare players for the rigors of the NFL season through protocols that build both muscular strength and endurance. Barnett, who spent six seasons as the Minnesota Vikings' assistant strength and conditioning coach, has also worked at the collegiate level, plus two seasons with the Rhein Fire of NFL Europe. He played football and basketball for Balboa (Panama) HS and traveled to Puerto Rico for All-Star games in both sports.



OFFSEASON WORKOUT PROGRAM


The Ravens have consistently had high participation for their voluntary offseason workouts. At the start of the 2016 program, nearly 90 percent of the roster chose to take part in the strength and conditioning workouts supplied by the team. Workouts start in mid-April and last throughout all offseason Organized Team Activities (OTAs) and mini-camps. They are designed by the strength and conditioning coaches to help prepare players for the rigors of an NFL season. Steve Saunders, director of performance and recovery, was hired in 2016 to add his expertise to the Ravens' program.



FB Kyle Juszczyk

"Bob is an experienced strength and conditioning coach who knows how to get the most out of his players. He really cares about keeping us in peak physical condition throughout the entire year, and he always has us ready when it comes time to play on gameday."
– FB Kyle Juszczyk

"Juney is a detail-oriented coach who inspires players to achieve great results while training their bodies for a very demanding sport. He's also an outstanding communicator and someone who has a passion for helping us prepare to perform at our very best."
– RB Justin Forsett



LB C.J. Mosley

2016 COACHING STAFF



RANDY BROWN **KICKING CONSULTANT**

COLLEGE: CATAWBA

BORN: 7/30/67, MARLTON, NJ

EXP. (NFL/RAVENS): 14/9

Randy Brown works directly with the team's kicking group – K Justin Tucker, P Sam Koch (holder) and LS Morgan Cox – and has coached five Pro Bowlers in Baltimore: Koch (2015), Cox (2015), Tucker (2013), K Billy Cundiff (2010) and K Matt Stover (last kicked for the Ravens in 2008 but earned All-Star honors in 2000 prior to Brown's Baltimore arrival). Under Brown's guidance, Tucker ranks as the second-most accurate kicker in NFL history (130-of-148, 87.8%), and Koch holds Ravens franchise records in punts (782), punt yards (35,324), punts inside the 20 (280), gross (45.2) and net (39.4) averages. Brown originally joined the Ravens in John Harbaugh's first year (2008) and has spent time with the Eagles (2004-05) and Bears (1998-2000). He and his wife, Trisha, have two daughters, Ryan (10) and Mackenzie (8), and a son, Tyler (25).



SCOTT COHEN **COACHING ASSISTANT/OPPONENT ANALYSIS**

COLLEGE: DICKINSON

BORN: 1/28/69, PHILADELPHIA, PA

EXP. (NFL/RAVENS): 25/2

Scott Cohen is in his 25th NFL season – and second with Baltimore's coaching staff – after spending 23 years in player personnel. Cohen was named coaching assistant/opponent analysis following a 2015 campaign in which he served as a Ravens' coaching consultant. In his new role, Cohen provides weekly reports to the coaching staff for opponent preparation, in addition to self-scouting, opponent-related research projects and top team/NFL trends. Prior to his Baltimore arrival, Cohen served as the Buccaneers' senior personnel advisor (2013-14), Jets' assistant general manager (2008-12), Eagles' director of pro personnel (2001-07) and Jaguars' assistant director of pro scouting (1999-2000). Cohen and his wife Linda, have two children, Hannah and Andrew.



MEGAN McLAUGHLIN **FOOTBALL INFORMATION MANAGER**

COLLEGE: ST. MARY'S COLLEGE

BORN: 4/28/76, DESTREHAN, LA

EXP. (NFL/RAVENS): 15/12

In her 12th year with the Ravens, Megan McLaughlin supports the coaching staff in all its daily operations. She manages updates for the players' iPad playbooks, making sure they have the latest information, including daily schedules and gameplans from the coaches. McLaughlin previously served as the administrative assistant to player personnel for the Saints (1999-2001), and she was also an office manager for the University of Florida football team (2002-04). McLaughlin was a student manager for football and women's lacrosse at Notre Dame (1995-1998). She earned a bachelor's degree from St. Mary's College in Notre Dame, IN.



DAN PARSONS **ASSISTANT TO THE HEAD COACH**

COLLEGE: OHIO

BORN: 11/24/84, PORTLAND, ME

EXP. (NFL/RAVENS): 6/6

Dan Parsons assists head coach John Harbaugh in all areas, including day-to-day operations, office management and administration. After earning his master's degree in coaching education from Ohio University, Parsons spent two years as the Ravens' operations intern before joining the coaching staff in 2012. He earned a second master's (sports administration) from Fairleigh Dickinson in 2013.

2016 COACHING STAFF



STEVE SAUNDERS **DIRECTOR OF PERFORMANCE & RECOVERY**

COLLEGE: MILLERSVILLE

BORN: 3/23/70, MYERSTOWN, PA

EXP. (NFL/RAVENS): 1/1

Steve Saunders, founder of Power Train Sports Institute, is in his first year as the Ravens' director of performance and recovery. In his new role, Saunders oversees all sports science, speed training and recovery initiatives, working closely with the athletic training and strength and conditioning departments. His focus includes player injury prevention, recovery and energy system training in an effort to maximize performance. Prior to joining Baltimore, Saunders grew Power Train from a single unit to a 200-employee operation in 28 locations nationwide. Best known for his work with 2008 NFL Defensive Player of the Year LB James Harrison, Saunders has personally trained hundreds of NFL, NHL, MLB and NBA athletes. Saunders and his wife, Emily, have two daughters (Lily and Morgan) and three sons (Logan, Stone and Major).



EUGENE SHEN **DIRECTOR OF COACHING ANALYTICS**

COLLEGE: HARVARD

BORN: 6/21/71, HOUSTON, TX

EXP. (NFL/RAVENS): 3/3

Eugene Shen, who joined the Ravens in 2014, assists the coaching staff with data and statistical analysis. Prior to entering the NFL, Shen worked at AllianceBernstein as a senior vice president and portfolio manager (2009-13). He was a partner and portfolio manager for JD Capital Management (2002-08) and also worked for Long-Term Capital Management/JWM Partners (1998-2001) as a strategist in Tokyo, Japan, and Greenwich, CT. Shen received an MBA from MIT in 1998 after earning a bachelor's degree from Harvard in 1993. He is also the co-founder and co-editor-in-chief of the Journal of Sports Analytics and presented papers at the 2011 and 2012 Sloan Sports Analytics Conference in Boston. He and his wife, Jopi, have a daughter, Summer (14), and a son, Payton (10).



DANIEL STERN **ANALYTICS ASSISTANT**

COLLEGE: YALE

BORN: 1/11/94, BALTIMORE, MD

EXP. (NFL/RAVENS): 1/1

In his first NFL season, Daniel Stern assists with the Ravens' football analytics efforts, providing statistical analysis and research to the coaching staff. Prior to joining the Ravens, Stern earned his B.A. from Yale University, where he spent three seasons as an undergraduate assistant to the football team – assisting with coaches' video, opponent game breakdowns, and football operations – as well as doing independent coursework in football strategy research. Stern grew up in Baltimore (attending Park School) and coached youth football while in high school.



DREW WILKINS **DEFENSIVE COACHING ASSISTANT**

COLLEGE: MARYLAND

BORN: 8/20/87, DOYLESTOWN, PA

EXP. (NFL/RAVENS): 7/7

Drew Wilkins, who is in his seventh season with the Ravens, is responsible for weekly production of the defensive playbook, scouting reports, film breakdown and study of opponents' tips/tendencies. Wilkins works with a defensive line that ranked fourth (88.3 ypg) and 12th (103.8 ypg) in the NFL in run defense in 2014 and 2015, respectively. Wilkins also works closely with OLB Elvis Dumervil, whose 32.5 sacks since joining the Ravens in 2013 tie for the league's fourth most. A primary coach of the Ravens' scout team, Wilkins presents weekly defensive reports and assists with football analytics research. He married his wife, Nurit, in July 2016.

2016 STAFF ASSISTANTS



JOHN EGORUGWU

STAFF ASSISTANT (DEFENSE)

COLLEGE: WILLIAM JEWELL

BORN: 5/21/86, KANSAS CITY, MO

John Egorugwu works with linebackers coach Don Martindale and the Ravens' linebackers. He previously served as an offensive graduate assistant for the Missouri Tigers for two seasons (2013-14). In 2012, Egorugwu was a defensive graduate assistant for Missouri, tutoring the defensive backs and assisting with recruiting. Egorugwu also coached the linebackers at William Jewell College (2010-11), where he was previously a four-year starter at the same position. Name is pronounced: EGG-or-oo-goo.



STERLING LUCAS

STAFF ASSISTANT (PERFORMANCE)

COLLEGE: NORTH CAROLINA STATE

BORN: 1/17/90, ORANGEBURG, SC

Sterling Lucas works with the strength and conditioning and performance and recovery coaches. Lucas also assists the entire coaching staff with assigned projects. Prior to joining the Ravens, Lucas spent two years as a defensive graduate assistant with North Carolina State (2014-2016), working closely with the linebackers group. He was previously a strength and conditioning graduate assistant coach at North Carolina State (2013-14). Lucas played middle linebacker for the Wolfpack and graduated in 2012 with a degree in communications.



TORREY MYERS

STAFF ASSISTANT (OFFENSE)

COLLEGE: WESTERN NEW MEXICO

BORN: 5/9/79, ALBUQUERQUE, NM

Torrey Myers assists running backs coach Thomas Hammock. Myers previously coached the wide receivers for Montana (2013-14) and served as a defensive graduate assistant/quality control coach for Washington (2008-12). In 2008, Myers was the TEs coach for Western Washington after serving as an offensive intern (2007). He was a three-year starter for Western New Mexico at wide receiver.



MARTIN STREIGHT

STAFF ASSISTANT (STRENGTH & CONDITIONING)

COLLEGE: INDIANA UNIVERSITY OF PENNSYLVANIA

BORN: 6/20/69, TRENTON, NJ

Martin Streight works with director of strength and conditioning Bob Rogucki and assistant director of strength and conditioning Juney Barnett. Streight previously served as the assistant strength and conditioning coach for the Minnesota Vikings (2006-14) after spending three seasons with NFL Europe as head strength and conditioning coach for the Berlin Thunder (2004-05) and the Scottish Claymores (2003). He also worked as an assistant strength and conditioning coach for the Arizona Cardinals (1997-2002).



LONNIE TEASLEY

STAFF ASSISTANT (OFFENSE)

COLLEGE: WINSTON-SALEM STATE

BORN: 4/6/84, WILLINGBORO, NJ

Lonnie Teasley works with the offensive line and also assists the strength and conditioning coaches. In 2014, Teasley served as an offensive graduate assistant at Temple, working with the O-line. He also previously served as the linebackers coach and special teams assistant for Delaware (2013) and was a graduate assistant for the Blue Hens (2011-12), tutoring the tight ends and assisting with recruiting. He played offensive line at Winston-Salem State.



LEN VANDEN BOS

STAFF ASSISTANT (PERFORMANCE)

COLLEGE: WESTERN MICHIGAN

BORN: 10/22/63, KALAMAZOO, MI

Len Vanden Bos works with director of performance and recovery Steve Saunders. Prior to joining the Ravens, Vanden Bos spent two seasons (2013-14) as team chaplain for the Chicago Bears. Before entering the NFL, Vanden Bos was the special teams coordinator and running backs coach at Wheaton College (2008-12), where he also served as the DBs coach (1993-2001). He held the same position at North Park University (2006-07), North Central College (2003-04), Western Kentucky University (1991-92) and Albion College (1988-90). He began his career as a graduate assistant coach at Rice University (1986-87) and Western Michigan (1985), alongside head coach John Harbaugh. Vanden Bos has also been on staff at Willow Creek Community Church in Chicago, IL since 1992.

ALL-TIME RAVENS COACHES

NAME	LAST POSITION HELD	NAME	LAST POSITION HELD
ROY ANDERSON	Defensive Asst./Secondary, 2009-11	MARTY MORNHINWEG	Quarterbacks, 2015-16
RICHARD ANGULO	Tight Ends, 2015-16	CHIP MORTON	Asst. Strength & Conditioning, 1999-2001
MARK ASANOVICH	Asst. Strength & Conditioning, 2002	TONY NATHAN	Running Backs, 2006-07
TERYL AUSTIN	Secondary, 2011-13	RICK NEUHEISEL	Offensive Coord./Quarterbacks, 2005-07
JUNEY BARNETT	Asst. Strength & Conditioning, 2012-16	MIKE NOLAN	Defensive Coordinator, 2001-04
MAXIE BAUGHAN	Linebackers, 1996-98	SCOTT O'BRIEN	Special Teams, 1996-98
BRIAN BILLICK	Head Coach, 1999-2007	CHUCK PAGANO	Defensive Coordinator, 2008-11
ANDY BISCHOFF	Offensive Assistant, 2015-16	BRIAN PARIANI	Tight Ends, 2014
CLARENCE BROOKS	Senior Defensive Assistant, 2006-16	DEAN PEES	Defensive Coordinator, 2010-16
JASON BROOKS	Offensive Quality Control, 2009-12	MIKE PETTINE	Outside Linebackers, 2002-08
RANDY BROWN	Kicking Consultant, 2008-16	RUSS PURNELL	Special Teams, 1999-2001
JACOB BURNEY	Defensive Line, 1996-98	ALVIN REYNOLDS	Defensive Backs, 1996-98
JIM CALDWELL	Offensive Coordinator, 2012-13	PAUL RICCI	Asst. Strength & Conditioning, 2002-07
CAM CAMERON	Offensive Coordinator, 2008-12	BOB ROGUCKI	Dir. of Strength & Conditioning, 2008-16
MARK CARRIER	Secondary, 2006-09	GREG ROMAN	Assistant Offensive Line, 2006-07
JUAN CASTILLO	Offensive Line, 2012-16	JERRY ROSBURG	Sp. Teams Coord./Assoc. Head Coach, 2008-16
MATT CAVANAUGH	Offensive Coordinator, 1999-2004	REX RYAN	Asst. Head Coach/Def. Coord., 1999-2008
SCOTT COHEN	Coaching Asst./Opponent Analysis, 2015-16	AL SAUNDERS	Senior Offensive Assistant, 2009-10
JIM COLLETTA	Offensive Line, 1999-2004	STEVE SAUNDERS	Dir. of Performance & Recovery, 2016
JOE CULLEN	Defensive Line, 2016	JIM SCHWARTZ	Quality Control/Defense, 1996-98
BILLY DeLORBE	Cross Training Specialist, 2014	JOHN SETTLE	Quality Control/Special Teams, 1996-97
JACK DEL RIO	Linebackers, 1999-2001	STEVE SHAFER	Asst. Head Coach/Secondary, 1999-2001
RICK DENNISON	Quarterbacks, 2014	DAVID SHAW	Wide Receivers, 2002-05
JOHN DUNN	Asst. Strength & Conditioning, 2008-11	MIKE SHEPPARD	Wide Receivers, 1996
LESTER ERB	Quality Control/Offense, 1997-98	DARRIN SIMMONS	Quality Control/Special Teams, 1998
BOBBY ENGRAM	Wide Receivers, 2014-16	JERRY SIMMONS	Strength and Conditioning, 1996-98
VIC FANGIO	Linebackers, 2006-09	MATT SIMON	Running Backs, 1999-2005
JIM FASSEL	Offensive Coordinator, 2004-06	MIKE SINGLETARY	Inside Linebackers, 2003-04
JOHN FASSEL	Special Teams Assistant, 2005-07	MIKE SMITH	Linebackers, 1999-2002
KIRK FERENTZ	Asst. Head Coach/Offense, 1996-98	STEVE SPAGNUOLO	Secondary/Asst. Head Coach, 2013-14
JEDD FISCH	Asst. Quarterbacks Coach, 2004-07	DON STROCK	Quarterbacks, 1996-98
JEFF FITZGERALD	Linebackers, 2004-07	BENNIE THOMPSON	Assistant Special Teams, 2000-05
CHRIS FOERSTER	Offensive Line/Asst. Head Coach, 2005-07	DENNIS THURMAN	Secondary, 2002-07
LESLIE FRAZIER	Secondary, 2016	MARC TRESTMAN	Offensive Coordinator, 2015-16
JEFF FRIDAY	Strength and Conditioning, 1999-2007	CRAIG VER STEEG	Senior Offensive Assistant, 2008-16
FRANK GANSZ JR.	Special Teams Coordinator, 2006-07	TODD WASHINGTON	Assistant Offensive Line, 2011-16
THOMAS HAMMOCK	Running Backs, 2014-16	MATT WEISS	Offensive Assistant, 2009-16
JAY HARBAUGH	Offensive Quality Control, 2013-14	KEN WHISENHUNT	Tight Ends, 1997-98
JOHN HARBAUGH	Head Coach, 2008-16	DREW WILKINS	Defensive Coaching Asst., 2014-16
WADE HARMAN	Tight Ends, 1999-2013	PHIL ZACHARIAS	Defensive Assistant, 2002-04
CHRIS HEWITT	Defensive Backs, 2012-16	GARY ZAUNER	Special Teams Coordinator, 2002-05
CHRIS HORTON	Assistant Special Teams, 2016	JIM ZORN	Quarterbacks, 2010
JIM HOSTLER	Wide Receivers, 2008-13		
DONNIE HENDERSON	Secondary, 1999-2003		
PAT HILL	Tight Ends, 1996		
HUE JACKSON	Quarterbacks, 2008-09		
MILT JACKSON	Wide Receivers, 1999-2000		
MIKE JOHNSON	Wide Receivers, 2006-07		
GARY KUBIAK	Offensive Coordinator, 2014		
AL LAVAN	Running Backs, 1996-98		
MARVIN LEWIS	Defensive Coordinator, 1996-2001		
JOHNNIE LYNN	Secondary, 2004-05		
MARWAN MAALOUF	Asst. Special Teams, 2008-11		
MIKE MACDONALD	Defensive Assistant, 2015-16		
ERIC MANGINI	Quality Control/Offense, 1996		
RICHARD MANN	Wide Receivers, 1997-98		
TED MARCHIBRODA	Head Coach, 1996-98		
DON "WINK" MARTINDALE	Inside Linebackers, 2012-16		
JOHN MATSKO	Offensive Line, 2008-10		
GREG MATTISON	Defensive Coordinator, 2008-10		
ANDY MOELLER	Offensive Line, 2008-13		
TED MONACHINO	Linebackers, 2010-15		
WILBERT MONTGOMERY	Running Backs, 2008-13		

RAVENS COACHING TREE

2016 NFL AND NCAA HEAD COACHES WHO SPENT TIME IN RAVENS ORGANIZATION

Head Coach (Team)	Last Position Held w/ Ravens (Years)
Jim Caldwell (Lions)	Offensive Coordinator (2012-13)
Jack Del Rio (Raiders)	Linebackers (1999-2001)
Kirk Ferentz (Iowa)	Asst. Head Coach/Offense (1996-98)
Hue Jackson (Browns)	Quarterbacks (2008-09)
Gary Kubiak (Broncos)	Offensive Coordinator (2014)
Marvin Lewis (Bengals)	Defensive Coordinator (1996-2001)
Chuck Pagano (Colts)	Defensive Coordinator (2008-11)
Rex Ryan (Bills)	Asst. Head Coach/Def. Coord. (1999-2008)
David Shaw (Stanford)	Wide Receivers (2002-05)

• Other former Ravens assistants who became head coaches include Pat Hill (Fresno State), Eric Mangini (NY Jets/Browns), Rick Neuheisel (UCLA), Mike Nolan (49ers), Mike Pettine (Browns), Jim Schwartz (Lions) Mike Singletary (49ers), Mike Smith (Falcons) and Ken Whisenhunt (Cardinals/Titans).





ERIC DeCOSTA

ASSISTANT GENERAL MANAGER

COLLEGE: COLBY
BORN: 4/10/71, TAUNTON, MA
EXP. (NFL/RAVENS): 21/21



ERIC DeCOSTA has been a part of the Ravens organization since the beginning. A graduate of the Ravens' "20/20 Club" (includes members of the personnel staff who started with the team as young assistants and grew into evaluators with more input), DeCosta joined the franchise in an entry-level position in 1996. He moved up the personnel ranks, first as an area scout, then as director of college scouting (six years) and director of player personnel (three years) before his most recent promotion to assistant general manager (2012). DeCosta assists GM Ozzie Newsome in overseeing both the college scouting and pro personnel departments. The Taunton, MA, native was honored in 2005 by *The Sporting News* as one of the top young stars in sports and was selected to both the 2008 *Baltimore Business Journal* and *Baltimore Magazine* "40 Under 40" group. He also served on the eight-member committee to interview and select Ravens head coach John Harbaugh in 2008.

During DeCosta's tenure as scouting director, the Ravens drafted Pro Bowlers OLB Terrell Suggs ('03), DT Haloti Ngata ('06), P Sam Koch ('06), G Ben Grubbs ('07), FB Le'Ron McClain ('07), G Marshal Yanda ('07) and RB Ray Rice ('08) and a number of other key contributors, including OLB Jarret Johnson ('03) and Super Bowl XLVII MVP QB Joe Flacco ('08).

1996-2016: (with Baltimore) 2016: Selected 11 draft picks, including Notre Dame T Ronnie Stanley (No. 6 overall), OLB Kamalei Correa (second round) and DE Bronson Kaufusi (third)...Ravens also signed key free agents WR Mike Wallace, TE Benjamin Watson and S Eric Weddle. **2015:** WR Breshad Perriman (first) and TE Maxx Williams (second) were tabbed early in the draft...Also drafted DT Carl Davis (third), OLB Za'Darius Smith (fourth) and RB Javorius Allen (fourth), all of whom earned valuable playing experience as rookies. **2014:** Ravens signed five-time Pro Bowl WR Steve Smith Sr. and RB Justin Forsett, who earned his first Pro

"While Eric continues to help and direct the personnel department, he has become a vital part of the decision-making process for everything we do in football."

– GM & Executive Vice President Ozzie Newsome

Bowl, finishing fifth in the league with a career-best 1,266 rushing yards...Also drafted LB C.J. Mosley, who became the team's first-ever rookie Pro Bowler. **2013:** Ravens signed Pro Bowl OLB Elvis Dumervil, DE Chris Canty and LB Daryl Smith as key free agents...Smith led the Ravens in tackles (123), and Dumervil was second with 9.5 sacks. **2012:** Promoted to assistant general manager following the NFL Draft...Strong moves both in free agency and the draft helped Baltimore win Super Bowl XLVII...Free agent WR/RS Jacoby Jones, who earned his first Pro Bowl, rookie free agent K Justin Tucker, who went 30-of-33 on FGAs, and draft picks OLB Courtney Upshaw (second round), G Kelechi Osemele (second round) and RB Bernard Pierce (third round) each made significant contributions en route to the title. **2011:** Baltimore signed key free agents FB Vonta Leach, who earned two Pro Bowls with the Ravens (2011-12), and S Bernard Pollard, who started 26 games in two seasons (2011-12)...Team selected CB Jimmy Smith (Colorado) in the first round and standout WR Torrey Smith (Maryland) in the second round. **2010:** Ravens traded for Pro Bowl WR Anquan Boldin, added quality veteran free agent DE Cory Redding and strengthened team depth, including TEs Ed Dickson (third round) from Oregon and BYU's Dennis Pitta (fourth round) through the draft. **2009:** Promoted to director of player personnel, following six successful seasons as scouting director...Ravens drafted All-Rookie team honoree T Michael Oher (first round) and picked up CB Lardarius Webb (Nicholls State) in the third round of the draft...Also signed free agent K Billy Cundiff, who earned his first Pro Bowl in 2010. **2008:** Led the Ravens during the NFL Draft, selecting Delaware QB Joe Flacco (18th overall), the Super Bowl XLVII MVP, and Rutgers RB Ray Rice, a three-time Pro Bowler. **2007:** Ravens drafted 2011 Pro Bowl G Ben Grubbs (Auburn), the team's first-round pick (29th overall), and five-time Pro Bowl G Marshal Yanda (Iowa) in the third round. **2006:** Drafted All-Rookie Team standouts DT Haloti Ngata (12th overall), a five-time Pro Bowler, and S Dawan Landry (fifth round)...Baltimore also selected Pro Bowl P Sam Koch (sixth round) out of Nebraska. **2005:** Selected All-Rookie Team honoree WR Mark Clayton (22nd overall) from Oklahoma, who had a record-breaking first year in Baltimore, and UNC C/G Jason Brown (fourth round). **2003:** Was named director of college scouting...Drafted 2011 NFL Defensive Player of the Year and 2003 Defensive Rookie of the Year OLB Terrell Suggs, a six-time Pro Bowler. **1998-2002:** Was the Ravens' Midwest area scout...Spent time researching and analyzing draft-day trades and helped evaluate free agent prospects



Eric DeCosta and general manager/executive vice president Ozzie Newsome attend Ravens practices together, working closely to make decisions on the team's football personnel.

ERIC DeCOSTA

for the pro personnel department...Worked with both the college and pro scouting staffs on the draft and free agency. **1998:** Was promoted to area scout after spending time in the fall of 1997 scouting the Midwest.

1995: (with Washington) Earliest NFL experience came with a training camp internship in the Redskins' player personnel department.

1993-95: (with Trinity College) 1994-95: In a graduate fellowship, Eric coached the defensive line and linebackers while earning his master's degree in English. **1993:** Was an intern coach for Trinity's wide receivers.

COLLEGE: Earned degrees in English and the classics from Colby, receiving dean's list honors (1990-92)...Was a three-year football letterman and captain at LB...As a senior, he was selected as the Millett Award recipient for outstanding athletic contributions over his four years.

PERSONAL: Attended Taunton (MA) HS, where he played FB and LB, earned three varsity letters, and as a senior, was voted team captain...Is active with a number of charities, including the Sports Boosters of Maryland and the Boys

and Girls Club...Has assisted with countless fundraisers and other charitable events for those organizations...DeCosta is the Vice President of the Board of Directors for the Maryland SPCA...Eric serves as a celebrity judge at the charity's annual fundraiser, the March for the Animals, which raises over \$350,000 each year to help support the Maryland SPCA's mission to improve the lives of pets and people in the community...DeCosta also serves on the Board of Trustees for the Irvine Nature Center, a non-profit environmental educational center in Owings Mills, MD...From 2010-13, the Ravens Foundation asked Eric to help review scholarship applications and interview high school candidates for the Ravens Scholars program...The initiative, which was created in 2010, awards a \$5,000 renewable scholarship (up to \$20,000 per scholar) to five local high school students each year...Eric and his wife, Lacie, are actively involved with The Family Tree, a nonprofit organization in Maryland dedicated to preventing child abuse and providing families with solutions...Eric, Lacie, their daughter, Jane Elizabeth (13), and two sons, Michael Litz (9) and Jackson James (5), reside in Owings Mills.

SUCCESS ACROSS THE BOARD

Since the team's first year (1996) in Baltimore, the Ravens organization has been praised for its success selecting players throughout the draft. Hall of Famer Jonathan Ogden was tabbed with the franchise's first-ever draft pick, followed closely by future Hall of Famer Ray Lewis, who was the second first-round pick in 1996. The team has also found gems in lower rounds, like Marshal Yanda (third round), Jarret Johnson (fourth), Rick Wagner (fifth), Sam Koch (sixth) and Adalius Thomas (sixth), and has excelled with the signings of rookie free agents who became starters and made key contributions.



T Rick Wagner
(fifth round, 2013)

Round Players (Years Drafted)

1	Hall of Famer Jonathan Ogden ('96), Future Hall of Famer Ray Lewis ('96), Todd Heap ('01), Future Hall of Famer Ed Reed ('02), Terrell Suggs ('03), Haloti Ngata ('06), Joe Flacco ('08), Jimmy Smith ('11) & C.J. Mosley ('14)
2	Jamie Sharper ('97), Ray Rice ('08), Torrey Smith ('11), Courtney Upshaw ('12), Kelechi Osemele ('12) & Timmy Jernigan ('14)
3	Casey Rabach ('01), Marshal Yanda ('07), Lardarius Webb ('09), Brandon Williams ('13) & Crockett Gillmore ('14)
4	Edwin Mulitalo ('99), Jarret Johnson ('03), Le'Ron McClain ('07), Dennis Pitta ('10), Kyle Juszczyk ('13) & Javorius Allen ('15)
5	Jermaine Lewis ('96), Dawan Landry ('06), Arthur Jones ('10), Pernell McPhee ('11), Rick Wagner ('13) & John Urschel ('14)
6	Adalius Thomas ('00), Chester Taylor ('02), Sam Koch ('06) & Haruki Nakamura ('08)
7	DeAngelo Tyson ('12) & Michael Campanaro ('14)
RFA	Mike Flynn ('97), Priest Holmes ('97), Will Demps ('02), Bart Scott ('02), Ma'ake Kemoeatu ('02), Jameel McClain ('08), Dannell Ellerbe ('09), Albert McClellan ('10), Justin Tucker ('12), Marlon Brown ('13) & James Hurst ('14)

Draft Quick Hit: The Ravens are one of just a few teams that do not belong to the National Football Scouting group, which provides reports to member teams of players who are eligible for the draft. "We make our own list, and that means we look at all players on a college roster," Eric DeCosta says. "We do a lot of cross-checking. A number of us in the department look at everyone, and then we have the area scouts look at certain players from other regions so we get multiple grades and opinions on all the players."



PAT MORIARTY

SENIOR VICE PRESIDENT OF FOOTBALL ADMINISTRATION

COLLEGE: GEORGIA TECH
BORN: 5/19/55, CLEVELAND, OHIO
EXP. (NFL/RAVENS): 24/21 (1 PLAYING / 23 FRONT OFFICE)

PAT MORIARTY, the team's senior vice president of football administration, has been a key part of the franchise since 1994. A longtime member of the personnel staff, Moriarty was one of the NFL's original "capologists." He is responsible for the management and strategic planning of the Baltimore salary cap. The Cleveland native negotiates all of the Ravens' player contracts, oversees salary cap administration, roster management and the day-to-day operations of the player personnel department. Moriarty is the key liaison with the NFL Management Council and NFL Players Association. Over the course of 23 years, Moriarty has negotiated player contracts totaling over \$1 billion. He has negotiated contracts for 21 Ravens first-round draft choices, as well as numerous free agents. He also analyzes draft-day trades during the NFL selection process each spring. Moriarty works closely with GM Ozzie Newsome in many areas, including helping to coordinate the budgets of the scouting, coaching, equipment, football video, training, and strength and conditioning departments. In 2008, Moriarty was part of an eight-member committee to select head coach John Harbaugh.

1996-2016: (with Baltimore) 2016: Negotiated a multi-year contract extension for Super Bowl XLVII MVP Joe Flacco and signed free agents WR Mike Wallace, TE Benjamin Watson and S Eric Weddle. **2015:** Negotiated a contract extension for 2011 first-round pick CB Jimmy Smith and P Sam Koch. **2013-14:** Re-signed a number of key Ravens free agents, including RB Justin Forsett, who earned his first Pro Bowl, and Pro Bowl WR Steve Smith Sr. to multi-year deals ('14)...Re-signed Flacco to a six-year contract and signed free agents DL Chris Canty and OLB Elvis Dumervil to multi-year deals ('13). **2010-12:** Extended the contracts of defensive starters S Bernard Pollard and CB Lardarius Webb ('12) and negotiated a long-term deal for P Sam Koch ('11)...Ravens traded for and then signed Pro Bowl WR Anquan Boldin ('10) and signed standout free agent DE Cory Redding. **2008-09:** In 2009, team re-signed LB Ray Lewis to finish his career in Baltimore and added quality free agent veterans, including six-time Pro Bowl C Matt Birk, K Billy Cundiff, CB Domonique Foxworth and CB/RS Chris Carr, to improve the roster...Ravens signed Pro Bowl special teamer Brendon Ayanbadejo in 2008 to bolster the roster. **2005-07:** Ravens traded for QB Steve McNair in 2006, and in 2007, for RB Willis McGahee, who earned his first Pro Bowl with Baltimore...Moriarty also re-negotiated the contracts of two key Ravens defensive players: NT Kelly Gregg and Pro Bowl S Ed Reed...

Also re-signed OLB Jarret Johnson and Pro Bowl LB Bart Scott...In free agency, Moriarty negotiated the contracts for key additions DE Trevor Pryce, WR Derrick Mason and CB Samari Rolle...Named VP of football administration in '05. **1997-2004:** Re-negotiated the contracts of several other pivotal players, including Pro Bowlers TE Todd Heap, LB Ray Lewis and T Jonathan Ogden, allowing the team to remain competitive while staying within the confines of the salary cap. **1996:** When the franchise moved to Baltimore, Moriarty was named the organization's chief financial officer.

1994-95: (with Cleveland) Joined the Browns' front office in 1994 as the director of business operations.

1982-93: Was involved in commercial banking in the Cleveland area. **1988-93:** Worked for Key Bank in Cleveland in the corporate lending division.

1980-81: Spent NFL training camps with the Cleveland Browns and Miami Dolphins.

NFL PLAYER (1979): Moriarty's NFL career began as a rookie free agent RB for the Cleveland Browns in 1979...Scored 2 TDs and also played on special teams.

COLLEGE/PERSONAL: Earned a bachelor's degree in industrial management from Georgia Tech, where he was a three-year starter at RB...Later earned his master's degree (1993) in business administration from John Carroll University...Earned All-State honors in both football and track at Benedictine (Cleveland, OH) HS and was inducted into the school's Athletic Hall of Fame in 2002...Brother, Tom, played five years in the NFL as a DB, four with Atlanta and one with Pittsburgh...Moriarty, who is on the NFL Management Council's Working Club Executive Committee for the 13th-straight year, is a graduate of the University of Baltimore School of Law...Has been a guest speaker at numerous events, including Loyola University, Univ. of Maryland Law School, Univ. of Maryland Business School and the Univ. of Baltimore School of Law, where he spoke on sports and entertainment law...Moriarty is also on the Board of Advisors for the Univ. of Baltimore School of Law...Has participated in the annual Ravens' event, A Purple Evening (football sessions for women), speaking on the NFL's salary cap...He and his wife, Lynn, are the parents of son, Kevin (28), who works at the commercial real estate firm Blue & Obrecht Realty and played midfield on the 2012 NCAA National Championship Loyola University lacrosse team, and daughters, Laura (25), a graduate of UNC-Wilmington, and Katherine (22).

"Pat is an 'impact player' in our organization. He is thorough and sound, plus creative in the structure of contracts. He has a working knowledge of every team's salary cap structure and knows the ins and outs of working with the league office. His management of our cap helped us win our two Super Bowls (2000 and 2012)."

- General Manager & Executive Vice President Ozzie Newsome



VINCENT NEWSOME

DIRECTOR OF PRO PERSONNEL

COLLEGE: WASHINGTON

BORN: 1/22/61, BRAINTREE, ENGLAND

EXP. (NFL/RAVENS): 34/21 (10 PLAYING / 24 SCOUTING)

VINCENT NEWSOME is in his 21st season with the franchise and eighth as the director of pro personnel. Newsome oversees the team's pro scouting efforts, including evaluating NFL free agent talent, providing the coaching staff with advance scouting reports of upcoming opponents and conducting free agent workouts throughout the year. He works closely with GM Ozzie Newsome in analyzing NFL rosters, reviewing the waiver wire daily, and coordinating and evaluating each year's free agency market. Newsome also works with Sr. VP of football administration Pat Moriarty in providing background on players, specifically to assess their talent level and decide a salary cap value. In 2008, he served on the eight-member committee to interview and select Ravens head coach John Harbaugh. Newsome originally joined the franchise's personnel department in 1993, following a 10-year career as a safety in the NFL.

1996-2016: (with Baltimore) **2014-16:** Ravens signed key free agents WR Mike Wallace, TE Benjamin Watson and S Eric Weddle ('16) and RB Justin Forsett and WR Steve Smith Sr. ('14), adding valuable depth to the roster over the last few years...Forsett earned his first-career Pro Bowl in 2014. **2013:** Was selected to attend the NFL's Career Development Symposium for upper management personnel at the Wharton School of Business in Philadelphia...Ravens bolstered roster following Super Bowl XLVII victory with Pro Bowl OLB Elvis Dumervil and DE Chris Canty. **2011-12:** Ravens acquired key free agents in WR/RS Jacoby Jones ('12), who earned his first Pro Bowl in 2012 and three-time Pro Bowl FB Vonta Leach and S Bernard Pollard in 2011. **2010:** Ravens traded for Pro Bowl WR Anquan Boldin, who provided solid leadership and was a key contributor in the team's Super Bowl XLVII victory. **2009:** Named the Ravens' director of pro personnel in January...Assisted in evaluating and acquiring free agents including C Matt Birk (six-time Pro Bowler). **2003-08:** Was the team's assistant director of pro personnel for six years, handling advance scouting

of Ravens opponents, as well as evaluating talent in the CFL...Newsome conducted free agent workouts during the regular season and assisted the college scouting staff by evaluating talent for the NFL Draft...Baltimore secured a number of key free agents, including three-time Pro Bowl special teamer Brendon Ayanbadejo. **2000-02:** Was the Ravens' western college supervisor, covering players from California to Wisconsin. **1996-99:** Became the Ravens' West area scout upon the team's move to Baltimore...Over the years, key acquisitions from Newsome's scouting area have had success and are recognized league-wide, including Pro Bowlers T Jonathan Ogden, CB Chris McAlister, TE Todd Heap and OLB Terrell Suggs, the 2003 Defensive Rookie of the Year and 2011 NFL Defensive Player of the Year.

1993-95: (with Cleveland) Spent three years as a special assignment scout evaluating skill positions nationally...Joined the Browns' personnel department after retiring from the NFL after a 10-year playing career in the spring of 1993.

NFL PLAYER (1983-92): Was a standout safety for the Los Angeles Rams and Cleveland Browns...Finished his 10-year career with 763 tackles (526 solo), 4 sacks, 62 PD, 17 INTs, 7 FFs and 9 FRs...Led the Rams in tackles his last two seasons...Was honored by his Rams teammates in 1989 with the Ed Block Courage Award after missing 10 games with a neck injury...In 1985, was both the Rams' Special Teams Player of the Year and a *Sports Illustrated* All-Pro at safety...Was originally a fourth-round draft selection by the Rams in 1983.

COLLEGE/PERSONAL: Earned honorable mention All-America honors as a DB his senior year at Washington...Led the secondary with 69 tackles and recorded 4 INTs...Was president of Alpha Phi Alpha fraternity and majored in psychology...Attended Vacaville (CA) HS, where he was a three-sport athlete (football, basketball and track)...Vincent and his wife, Tasha, have three daughters, Candace, Emerald and Victoria.

SUPER BOWLS SINCE 2000

The Baltimore Ravens have won two Super Bowl titles during their first 20 seasons, capturing the Lombardi Trophy in 2000 and 2012. Baltimore is just one of four NFL franchises to win multiple World Championships since 2000.

MOST SUPER BOWL TITLES SINCE 2000 SEASON



Titles	Team	Seasons
4	New England Patriots	2001, 2003, 2004, 2014
2	Baltimore Ravens	2000, 2012
2	New York Giants	2007, 2011
2	Pittsburgh Steelers	2005, 2008





JOE HORTIZ

DIRECTOR OF COLLEGE SCOUTING

COLLEGE: AUBURN
BORN: 11/8/75, PHILADELPHIA, PA
EXP. (NFL/RAVENS): 19/19

JOE HORTIZ is in his 19th season with the Ravens and seventh as Baltimore's director of college scouting. Hortiz is responsible for all aspects of the college process, coordinating the schedules and cross-checking duties of the area and regional scouts. Hortiz also manages the team's draft preparation and the evaluation and ranking process of hundreds of NFL draft-eligible prospects. Hortiz, who joined the organization in 1998, spent eight years as a scout for Baltimore, covering the Northeast and Southeast regions before becoming a national scout for three seasons (2006-08). In 2007, the Ravens selected Auburn G Ben Grubbs (29th overall), who was scouted by the fellow Auburn alum Hortiz and became a Pro Bowler in 2011. A graduate of the Ravens' "20/20 Club" (see below), Hortiz originally joined Baltimore as a personnel assistant in 1998.

1998-2016: (with Baltimore) 2016: T Ronnie Stanley was selected No. 6 overall. **2015:** Ravens chose WR Breshad Perriman (26th overall) in the first round, while draft picks TE Maxx Williams, DT Carl Davis, OLB Za'Darius Smith and RB Javorius Allen each earned valuable experience as rookies. **2014:** First-rounder LB C.J. Mosley (17th overall) became first-ever Ravens rookie to earn Pro Bowl honors, while second-round DT Timmy Jernigan starts along the defensive line. **2013:** Ravens selected four players, including NT Brandon Williams, T Rick Wagner and FB Kyle Juszczyk, who have each started at least 25 games in their first three seasons. **2012:** Ravens drafted Alabama OLB Courtney Upshaw (second round), Iowa State G Kelechi Osemele (second) and Temple RB Bernard Pierce (third), all of whom helped the Ravens win Super Bowl XLVII. **2011:** Selected CB Jimmy Smith (Colorado) and WR Torrey Smith (Maryland) in the first two rounds...Torrey set team rookie receiving records in catches (50), yards (841) and TDs (7)...OLB Pernell McPhee (fifth) and QB Tyrod Taylor (sixth) were also selected by Baltimore. **2010:** Ravens drafted

key contributors TE Ed Dickson (third round) and Dennis Pitta (fourth), DE Art Jones (fifth) and WR/RS David Reed (fifth), who had the NFL's longest KOR (103 yards), setting a then-franchise record in 2010. **2009:** Promoted to director of college scouting after eight years as a college scout...In Hortiz's first draft as head of college scouting, Baltimore selected All-Rookie team performer T Michael Oher (Mississippi) with the 23rd-overall selection and CB/RS Lardarius Webb (Nicholls State). **2008:** Scouted players across the country, with a primary focus on the eastern half, where seven of 10 Ravens draft picks, including Super Bowl XLVII MVP QB Joe Flacco, were selected in the '08 NFL Draft. **2007:** Team's first-round draft pick Grubbs was selected from Joe's focus area and attended his alma mater (Auburn). **2006:** Promoted to national scout...Was tasked with covering the eastern half of the country, including the Big East, Big Ten, MAC, ACC, SEC and Conference USA. **2003-05:** Served as Ravens Southeast area scout and covered the SEC, ACC and C-USA. **2001-02:** Scouted the Northeast. **1998-2000:** Worked both with the pro and college scouting staffs as a football personnel assistant...Responsibilities included assisting GM Ozzie Newsome and Sr. VP of football administration Pat Moriarty, who manages the salary cap, and performing "the box" workout at schools across the country for three spring seasons.

COLLEGE/PERSONAL: While earning his B.S. in accounting from Auburn, Joe was an undergraduate assistant coach for Terry Bowden and the Tigers' football team from 1995-97...Worked with both the QBs and WRs and coached the scout team LBs and secondary...Also coordinated Auburn's summer football camps...Son of Joe and Marlene Hortiz, Joe attended Salesianum (Wilmington, DE) HS...He and his wife, Jennifer, also an Auburn alum, have four sons, Joey (9), Jack (8), Jameson (5) and Julian (3).

THE "20/20 CLUB"

The Ravens' "20/20 Club" includes members of the team's personnel staff who started with the Ravens as young assistants and grew into evaluators with more input. The term "20/20" refers to hiring 20-year-olds for \$20,000. According to Ozzie Newsome: "The guys actually started when they were a little older than 20 and for more than \$20,000, but that's what we call them."

"20/20 CLUB" GRADUATES (includes current personnel staff)

Name	Joined Ravens	Current Title
George Kokinis	1991 (with Browns)	Senior Personnel Assistant
Eric DeCosta	1996	Assistant General Manager
Joe Hortiz	1998	Director of College Scouting
Chad Alexander	1999	Assistant Director of Pro Personnel
Mark Azevedo	2005	Northeast Area Scout
David Blackburn	2007	West Area Scout
Ian Cunningham	2008	Southeast/Southwest Area Scout
Andrew Raphael	2013	Southeast Area Scout



JESSICA MARKISON

DIRECTOR OF FOOTBALL ADMINISTRATION

COLLEGE: VILLA JULIE COLLEGE
BORN: 4/17, LAKEVILLE, MN
EXP. (NFL/RAVENS): 21/21

JESSICA MARKISON has been with the Ravens organization since the team's initial year in Baltimore (1996). Originally hired prior to the Ravens' first NFL Draft as an assistant to GM Ozzie Newsome and the scouting staff, Markison was promoted to her current role as director of football administration in 2014, following nine years as the team's executive assistant/football administration manager.

1996-2016: (with Baltimore) Markison is responsible for all club player transaction and contract submissions as well as salary cap filings with the NFL Management Council... She works closely with Newsome and senior VP of football administration Pat Moriarty on all contract proposals, trades, salary cap administration and the day-to-day operations of the player personnel department...Markison also assists with the coordination of the team's compliance with the NFL's Collective Bargaining Agreement and labor-related issues, as well as several other administrative functions within the organization. **2016:** Was selected to represent the Ravens at the NFL's Inaugural Women's Career Development Symposium in Boca Raton, FL. **2014:** Promoted to director of

football administration. **2005:** Named executive assistant/football administration manager. **1996:** Was an original hire in the player personnel department for the inaugural season.

1986-95: (with U.S. Naval Academy) 1990-95: Served as the executive assistant for Navy's renowned athletic director, Jack Lengyel. **1986-89:** Was executive assistant for Navy's head football coaches, Gary Tranquill and Elliott Uzelac...Also worked closely with the late Steve Belichick, the longtime scout at Navy.

COLLEGE/PERSONAL: Markison earned her bachelor of science in nursing at Villa Julie College and her master's in business administration at Loyola University...As a Registered Nurse, she has worked part-time at two Baltimore-area hospitals: Mt. Washington Pediatric Hospital and Union Memorial Hospital...The U.S. Navy veteran is a member of the Health Care Compliance Association (HCCA), the American Nurses Association (ANA) and the Maryland Nurses Association (MNA)...Jessica is a finisher of both the Marine Corps Marathon (2009) and the Twin Cities Marathon (2014), as well as several half marathons and 5Ks.



GEORGE KOKINIS

SENIOR PERSONNEL ASSISTANT

COLLEGE: HOBART
BORN: 2/27/67, WETHERSFIELD, CT
EXP. (NFL/RAVENS): 26/20

GEORGE KOKINIS began his NFL career with the Cleveland Browns in 1991, moving with the franchise to Baltimore in 1996. He advanced through the scouting ranks, ultimately becoming the Ravens' director of pro personnel for six seasons (2003-08). Kokinis was hired to be the Cleveland Browns' general manager in 2009. As a longtime member of Ozzie Newsome's staff, Kokinis returned to the franchise in 2010, bringing a wealth of player personnel experience and knowledge back to Baltimore.

2010-16: (with Baltimore): Assists in the evaluation of the team's college and pro personnel. **2010:** Re-joined the team as the Ravens' senior personnel assistant.

2009: (with Cleveland) 2009: Named the Browns' general manager on Jan. 26, 2009.

1996-2008: (with Baltimore) 2003-08: Kokinis became the team's director of pro personnel in 2003, overseeing all aspects of the pro football personnel department...In his six years as director, his role included assisting evaluating free agent talent, monitoring waiver wire transactions, and handling contract negotiations for later-round draft picks.

2000-02: Promoted to the Ravens' assistant director of pro personnel in 2000...Conducted the advance scouting of Ravens opponents and provided reports to the coaches.

1996-99: Was the Ravens' Northeast area scout for four years before moving over to pro personnel...Moved to Baltimore with the Modell franchise.

1991-95: (with Cleveland) Began his NFL scouting career with the Browns in 1991 after serving an internship in the team's operations department.

COLLEGE/PERSONAL: Graduated from Hobart College with a B.A. in psychology and earned his master's degree in sports management at the University of Richmond (1991), while working as a graduate assistant coach for the Spiders' baseball team...He played both football and baseball during his collegiate career, earning ECAC Baseball Player of the Year honors in 1989 as a pitcher for the Statesmen, and was selected to represent the conference in a New York vs. New Jersey All-Star Game played at Yankee Stadium...Kokinis was a two-sport athlete at Wethersfield (CT) HS...George and his wife, Elizabeth, have a daughter, Marissa (17), and twins Peter and Ella (12).



O.J. BRIGANCE

SENIOR ADVISOR TO PLAYER ENGAGEMENT

COLLEGE: RICE
BORN: 9/29/69, HOUSTON, TX
EXP. (NFL/RAVENS): 20/14 (7 PLAYING / 13 FRONT OFFICE)

O.J. BRIGANCE, a former Ravens and Baltimore Stallions (CFL) LB, is the Ravens' senior advisor to player engagement. Brigance, who has three championship rings—two Super Bowl rings with the Ravens (2000 and 2012) and a CFL Grey Cup ring with the Baltimore Stallions (1995) – has been an inspiration to the entire Ravens organization for his perseverance and courage while fighting Lou Gehrig's Disease (Amyotrophic Lateral Sclerosis) the past seven-plus years. In June 2014, Brigance was honored by the Pro Football Writers Association with the George Halas Award, given to the NFL player, coach or staff member who has overcome the most adversity to succeed. The NFL has saluted Brigance many times, earning the Best Overall Player Development Program award for two-straight years (2005-06) and also receiving the Most Outstanding Internship Program Award in 2005. In 2007, the NFL once again honored Brigance's program, this time with the Outstanding Continuing Education Program Award. In 2008, the Ed Block Courage Award Foundation also saluted O.J. with its Johnny Unitas Tops in Courage Award for his strength in his battle against ALS. Brigance played seven years for three NFL teams (Miami, Baltimore and St. Louis) before joining the Ravens' front office in 2004.

2004-16: (with Baltimore) Works closely with director of player engagement Harry Swayne to assist all Ravens players with each phase of their careers...Has made significant contributions to the Ravens' player development program, including organizing a number of player internships in high school football programs, financial institutions and real estate groups...The life skills programs O.J. has provided to the players each year have been highly effective...Brigance's wife, Chanda, has also been very active with the organization, having spent a number of years as the Lady Ravens group facilitator...She coordinated the involvement of the players' and coaches' spouses and significant others with team-related events, including the Ravens' Family Food Drive and other charity functions and team-building activities...After being diagnosed with ALS (2007), Brigance has chosen to make the most of the opportunity by raising money and awareness for the fight against the disease...He established his own foundation, the Brigance Brigade Foundation (brigancebrigade.org), whose mission is to equip, encourage and empower people living with ALS...O.J. was the honorary chair of the Johns Hopkins University Packard Center for ALS Research's annual Fiesta 5K run six times (2008-13), helping raise over \$1 million in those six years...The Ravens organization supported O.J. each year, drawing the entire Ravens team in 2008 to run in the race. **2014-16:** Each of the past three years, Brigance Brigade hosted a 5.7K race, attended by over 1,000 supporters, raising over \$330,000 to help people living with ALS. **2013:** Brigance published a book, *Strength of a Champion*, sharing his incredible story. **2008:** Brigance earned an Emmy Award as the host of the team's weekly

TV show, *Ravens Report*. **2005:** Lady Ravens participated in the team's Hurricane Katrina relief collection...Chanda has also organized seminars for the group on benefits, financial education and empowerment.

NFL/PRO PLAYER: 2001-02: (with St. Louis) Brigance retired from the NFL after a two-year stint with the Rams.

2000: (with Baltimore) Significant special teams contributor on the Ravens' first Super Bowl championship squad...Was second on team with 25 special teams tackles and led Ravens with 10 special teams stops in the postseason, including the very first special teams tackle in Super Bowl XXXV.

1996-99: (with Miami) Entered the NFL with the Miami Dolphins as a free agent...Was voted team captain twice in four seasons...His Dolphins teammates also selected him as the Ed Block Courage Award recipient in 1999...Brigance was involved in a number of different community organizations, including Habitat for Humanity, Cystic Fibrosis Foundation and the Daily Food Bank. **1999:** Honored with the NFLPA's Unsung Hero Award.

1994-95: (with Baltimore Stallions) Helped the CFL team earn a Grey Cup Championship in 1995.

1991-93: (with British Columbia Lions) Brigance's professional football career began in the CFL with the British Columbia Lions...Spent three seasons with the Lions (1991-93) and was named an All-Conference LB.

COLLEGE/PERSONAL: Graduated from Rice with a degree in managerial studies in 1992...Four-year letterman and three-year starter at LB...Brigance, who served on the board of directors for Aunt Hattie's Place, a home for young men, received the NFL's Winston/Shell Award in 2005, which is given annually to the player development director who demonstrates commitment and dedication in developing unique and innovative ideas and solutions to advance the NFL's player engagement mission...O.J. currently serves on the board of directors for the Unified Community Connections.



O.J. and Chanda Brigance





HARRY SWAYNE

DIRECTOR OF PLAYER ENGAGEMENT

COLLEGE: RUTGERS
BORN: 2/2/65, PHILADELPHIA, PA
EXP. (NFL/RAVENS): 29/11 (16 PLAYING / 14 FRONT OFFICE)

HARRY SWAYNE is in his seventh year as the Ravens' director of player engagement. Swayne, an offensive tackle on Baltimore's Super Bowl XXXV championship team, oversees the day-to-day responsibilities of the player engagement department, including assisting players with career transition into, during and after their time in the NFL. He helps focus their attention on financial education and family assistance, ensuring each player has the support he needs. Swayne, who has four Super Bowl rings – including the Ravens' 2000 and 2012 World Championships – played tackle for five teams (TB, SD, Den., Bal. and Mia.).

2008-16: (with Baltimore) 2012: Completed the NFL's Athlete Development Professional Certification Program at The Wharton School. **2011:** Named to the NFL's Player Engagement Steering Committee by his fellow NFL player development directors. **2010:** Promoted to director of player development. **2009:** NFL awarded the Ravens as the Continuing Education Program of the Year. **2008:** Re-joined the Ravens as the assistant director of player programs.

2003-07: (with Chicago) Was the Bears' team chaplain for five years, following a year-long internship with Rod Hairston, the former Ravens' team chaplain.

NFL PLAYER (1987-2001): Was originally drafted (seventh round) by Tampa Bay in 1987 as a DE, but switched to tackle after three seasons (1987-90)...Spent six years with the San Diego Chargers (1991-96), contributing to the team's 1994 AFC Championship...Signed with the Denver Broncos in 1997 and earned his first two Super Bowl rings (1997-98)...Joined the Ravens as a free agent in 1999 and received his third Super Bowl ring – as the starting RT – after Baltimore's 34-7 victory over the Giants in Super Bowl XXXV...Swayne retired from the NFL as a player after the 2001 season in Miami.

COLLEGE/PERSONAL: Played football and basketball at Cardinal Dougherty (Philadelphia, PA) HS...Earned a degree in physical education from Rutgers in 1990 and is working towards his Masters in counseling at Liberty University... Harry and his wife, Dawn, have five children: daughters Tosca (17), Sheri (12) and Nina (11) and sons Chris (16) and Rod (9).



CHAD ALEXANDER

ASSISTANT DIRECTOR OF PRO PERSONNEL

COLLEGE: WAKE FOREST
BORN: 2/17/75, MEMPHIS, TN
EXP. (NFL/RAVENS): 18/18

CHAD ALEXANDER was promoted to the team's assistant director of pro personnel in 2009, following six years as an area scout covering three regions of the country for the Ravens. He works closely with director of pro personnel Vincent Newsome in evaluating NFL talent, providing advance scouting reports on upcoming opponents for the coaching staff, and assisting with free agent workouts. For eight years, Chad annually represented the Ravens at the NFL Draft in New York.

1999-2016: (with Baltimore) 2014-16: Ravens signed key free agents WR Mike Wallace, TE Benjamin Watson and S Eric Weddle (2016), and WR Steve Smith Sr. (2014) to bolster the club. **2010:** Ravens traded for Pro Bowl WR Anquan Boldin. **2009:** Promoted to assistant director of pro personnel following the '09 draft...Team selected third-round pick CB Lardarius Webb (Nicholls State) from Chad's '08 scouting region (Southeast). **2008:** Alexander transitioned to the Southeast area after the NFL Draft in April. **2005-07:** Spent three seasons as Baltimore's Midwest area scout. **2003-04:** Spent two years as the team's West area scout... During that

time, the Ravens picked a number of players from his area, including OLB Terrell Suggs, the 2011 Defensive Player of the Year. **1999-2002:** Helped pro personnel staff scout free agents and assisted with advance scouting reports of opponents... Also monitored NFL practice squads, ranking players for potential signings...Assigned to scout colleges across the country for cross-checking duties. **1999:** Joined the Ravens as a pro personnel assistant.

COLLEGE/PERSONAL: Played FB at Wake Forest for four years...Earned a degree in communications...Worked for a year at an elementary school for children with behavioral disorders in Minneapolis, MN...Was an All-District football selection at Coppell (TX) HS...Also ran track for the Coppell Cowboys...Son of Hubbard Alexander, a former NFL WRs coach who won two championships while coaching receivers at the University of Miami (1983 and 1987) and three while coaching the Dallas Cowboys' receivers (1992, 1993 and 1995)...Chad and his wife, Liz, have three daughters, Morgan (14), Chloe (8) and Charlotte (4).



MILT HENDRICKSON

NATIONAL SCOUT

COLLEGE: LUTHER COLLEGE
BORN: 2/6/74, HUNTINGTON BEACH, CA
EXP. (NFL/RAVENS): 12/12



MILT HENDRICKSON was promoted to national scout following the 2016 NFL Draft, after three seasons as the team's mid-regional scout. As one of two national scouts (Lonnie Young), Hendrickson is responsible for scouting schools across the country. Like all members of the Ravens' personnel department, Hendrickson also cross-checks players from other scouting areas, evaluating, viewing tape and writing reports on prospects that the team considers "draftable." He originally joined the Ravens as a personnel assistant in 2005.

2005-16: (with Baltimore) 2016: Named national scout following the draft...Team selected Notre Dame T Ronnie Stanley as the No. 6 overall pick. **2015:** TE Maxx Williams (second round), DT Carl Davis (third) and OLB Za'Darius Smith (fourth) were drafted from Hendrickson's region. **2013:** Was named mid-regional scout following the draft...Scouted and ranked fifth-round pick T Rick Wagner (Wisconsin) very highly in his pre-draft reports...Wagner has started 33 games at RT since '13. **2012:** Ravens selected G Kelechi Osemele (Iowa State) from Hendrickson's scouting area. **2008:** Promoted to Midwest area scout following the '08 draft. **2006-07:** Worked primarily with the pro personnel staff, serving as one of the team's two advance scouts of seasonal opponents and also tracking free agency...Gained experience in all aspects of the personnel department, including college scouting in the Midwest. **2005:** Joined the Ravens as a player personnel assistant.

2000-04: (with Luther College) 2002-04: Was Luther (Decorah, IA) College's associate head coach/special teams coordinator/offensive line coach...Hendrickson structured and implemented film analysis and film exchange with opponents...Was also responsible for recruiting and evaluating student-athletes. **2000-01:** Was the team's offensive line/running backs coach...Spent two months as the team's interim head coach, guiding the program through the transition period to a new head coach in 2001.

1997-99: (with De Soto HS) Earned a 26-10 record as the head varsity football coach for De Soto (WI) HS, while teaching language arts and social studies at De Soto Middle School.

1996: (with University of Wisconsin-La Crosse) Was the assistant varsity football coach.


COLLEGE/PERSONAL: Hendrickson was a team captain for both the football and baseball teams at Luther College... Graduated with a degree in history and elementary education...Also earned his master's in exercise and sports science-sport administration from Wisconsin-La Crosse... Was the valedictorian of his senior class at Pecatonica (Blanchardville, WI) HS and was a South All-Star for the 1992 Wisconsin Shrine Bowl...Milt, who interned for the Green Bay Packers during training camp in 2004, and his wife, Amy, have a son, Hutson (11) and two daughters, Avalyn (7) and Jaycie (4)...The family resides in La Crosse, WI.

RAVENS ROOKIE FREE AGENT SUCCESS

The Ravens have recruited and signed a number of undrafted rookie free agent gems in their 20 seasons (1996-2015):

Position	Player	Year Signed	Ravens GP/GS
RB	Priest Holmes	1997	48/19
C	Mike Flynn	1997	133/115
DE	Marques Douglas	2000	55/32
FB	Alan Ricard	2000	55/32
S	Will Demps	2002	57/46
DT	Ma'ake Kemoeatu	2002	76/34
LB	Bart Scott	2002	109/58
LB	Jameel McClain	2008	87/55
LB	Dannell Ellerbe	2009	46/14
LS	Morgan Cox	2010	86/0
K	Justin Tucker	2012	64/0
WR	Marlon Brown	2013	38/15
S	Brynden Trawick	2013	38/1
T	James Hurst	2014	32/13
LB	Zachary Orr	2014	31/0

Quick Hit: Both LB Bart Scott (2007) and K Justin Tucker (2013) earned a trip to the Pro Bowl while with the Ravens.





LONNIE YOUNG

NATIONAL SCOUT

COLLEGE: MICHIGAN STATE
BORN: 7/18/63, FLINT, MI
EXP. (NFL/RAVENS): 26/9 (12 PLAYING / 14 SCOUTING)



LONNIE YOUNG was promoted to national scout following the 2016 Draft. As one of two national scouts (Milt Hendrickson) for the Ravens, Young scouts schools across the country. Originally joining the Ravens in 2008, he spent five seasons as a West area scout. Young played 12 seasons as a defensive back for three NFL teams (Arizona, San Diego and NY Jets). While away from football, Young was a member of the McDonald's owner/operator program and ran two restaurants prior to going into the staffing industry with Express Personnel services. He began his NFL scouting career with the New York Jets in 2002. After a year in New York, Young spent the next five years with the Arizona Cardinals evaluating players from the western half of the country.

2008-16: (with Baltimore) 2016: Promoted to national scout... Ravens selected OLB Kamalei Correa (Boise State) and DE Bronson Kaufusi (BYU) from Young's region. **2015:** RB Javorius Allen (USC) was drafted in the fourth round. **2014:** Heavily recruited undrafted LB Zach Orr, who earned a roster spot and has played in 31 games for the Ravens in his two seasons. **2013:** Named West-regional scout following the draft...Ravens drafted TE Crockett Gillmore, who has started 11 games in his first two seasons. **2011:** First-round pick CB Jimmy Smith (Colorado) was taken in the draft. **2010:** Ravens drafted TEs Ed Dickson and Dennis Pitta, and WR/RS David Reed from Young's area. **2009:** Team selected OLB Paul Kruger (Utah) in the second round of the draft. **2008:** Joined the Ravens as a West area scout.

2003-07: (with Arizona) Cross-checked player evaluations for the western half of the country...Was also responsible for

scouting additional Midwestern states, including Michigan and Indiana. **2003-04:** Re-joined the Cardinals, spending two years as the team's national scout.

2002: (with New York Jets) Started his scouting career as a Midwest scout for the last team for which he played.

NFL PLAYER (1985-96): Was originally selected (12th round) by the Cardinals in the 1985 NFL Draft and appeared in 150 career games as a DB for the Cardinals (1985-90), Jets (1991-93, 95-96) and Chargers (1994), earning an AFC Championship ring, along with Ravens director of player development Harry Swayne, while with San Diego...Tallied 720 tackles (540 solo), 11 INTs, 14 FRs, 9 FFs, 44 PD and 2 sacks...In 1985, Young earned All-Rookie honors after leading the Cardinals' secondary with 3 INTs... He received an honorable mention All-Pro honor in 1988...His Jets teammates selected him as their 1993 Ed Block Courage Award recipient after he returned from a career-threatening knee injury...Also received the Jets' Dennis Byrd Award for being the most inspirational player on the team (Byrd suffered a career-ending spinal injury in 1992).

COLLEGE/PERSONAL: Was a two-year starting CB at Michigan State, earning a degree in communications...Was a two-sport athlete for the Spartans, also lettering in track and field... Attended Beecher (Flint, MI) HS and was inducted into the Greater Flint Area Sports Hall of Fame in 2004...Was also inducted into the Greater Flint Afro-American Hall of Fame in 2014...Was a childhood friend and teammate of former Giants LB Carl Banks...Both high school jerseys were retired in the same ceremony.



RAVENS DRAFT WIZARDRY

Mike Mayock, NFL Media: "I think the Ravens' front office is as solid as any in the NFL. It's not just Ozzie [Newsome] who is outstanding. It's Eric DeCosta; it's Joe Hortiz. These guys are outstanding. They've stood the test of time. One bad season [2015] with a ton of injuries, I don't think warrants criticism. ... I think when you really go through their draft and understand what's happened, they are one of the solid drafting teams in the league, and they will continue to be so."

Adam Schein, SiriusXM/CBS Sports: "Three guarantees in life: Death, taxes and the Ravens ruling the draft. General manager Ozzie Newsome, assistant general manager Eric DeCosta and a great scouting department comprise a front office that always seems to be three steps ahead."

Don Banks, SI.com: "The Ravens are the NFL's gold standard on draft day, consistently making choices that stand the test of time."

Ian Rapoport, NFL.com: "The Ravens' general manager [Ozzie Newsome] has built a perennial playoff participant through the draft, and he's done so by spotlighting the kinds of players the organization is now known for – those who play like they'd do it for free. Gritty, tough and with a love of the game. Hard-nosed, nasty and with a certain violence. If you were choosing sides for a street fight, think about how many Ravens you'd want on your team."

John Clayton, ESPN: "As a player, he was known as the Wizard of Oz, a Hall of Fame tight end who was hard to stop. As a drafter, he's a master of finding the right players."

Mel Kiper, ESPN: "This team wins because it drafts well. Steve Bisciotti is a great owner because he lets his guys do their job. It's a great organization."

Todd McShay, ESPN: "The Ravens are successful, because they ignore needs to take the best player available. There's a reason the Ravens are always picking in the bottom half of the draft. They win and are in the playoffs each year."



MARK AZEVEDO

NORTHEAST AREA SCOUT

COLLEGE: COLBY
BORN: 2/17/82, PLYMOUTH, MA
EXP. (NFL/RAVENS): 12/12

MARK AZEVEDO is in his fourth year as the Ravens' Northeast area scout and covers schools from the ACC, Atlantic 10, Big East, Big Ten, Ivy League, MAC, MEAC and SEC. Following each year's draft, Azevedo assists in coordinating the post-draft free agent signing process. For the last 12-consecutive years, at least one undrafted Ravens rookie free agent has earned a spot on the opening-day roster. Azevedo is also assigned to evaluate collegiate defensive backs, viewing tape and ranking those considered "draftable" by the Ravens.

2005-16: (with Baltimore) Coordinates the team's post-draft free agent signing process in addition to scouting the country's Northeast corner. **2014:** Ravens drafted DE Brent Urban, G John Urschel and RB Lorenzo Taliaferro from Azevedo's focus area. **2013:** Named team's Northeast area scout. **2012:** Following the draft, was elevated to cover the Southeast area, including the SEC and ACC, among other southern conferences. **2010:** Named an area scout and assisted with the evaluation of college talent in the Southeast, Southwest and Midwest regions. **2009:** Named a pro scout...Also served as one of two advance scouts (with assistant director of pro personnel Chad Alexander) for seasonal opponents. **2007-08:** Worked on team advance

reports for the pro personnel department...Also evaluated talent from 20 colleges covering the East Coast from Maine to Virginia...Assisted Sr. VP of football administration Pat Moriarty in studying player contracts and salaries...Helped track and evaluate upcoming free agents...Coordinated pre-draft player visits. **2006:** Advanced the opponents' special teams units.

2004: (with Springfield College) Graduate assistant coach for the FBs...Assisted with recruiting in Florida, Massachusetts and Pennsylvania.

2003: (with Colby College) Worked with the football staff as a student with graduate assistant responsibilities.

COLLEGE/PERSONAL: A four-year contributor at TE for Colby College...Won the Paul "Ginger" Frazier award after his senior season...Graduated with a degree in American studies and minor in administrative science in 2004...Attended Silver Lake Regional (Kingston, MA) HS, where he was captain of the football team his senior year, earning two letters... Also earned one letter in track...Son of Dennis and Diane Azevedo...Mark and his wife, Meghan, who worked in the Ravens' front office for three years, have a son, Mason (1).



DAVID BLACKBURN

WEST AREA SCOUT

COLLEGE: DePAUW
BORN: 5/26/82, INDIANAPOLIS, IN
EXP. (NFL/RAVENS): 9/9

DAVID BLACKBURN, who has been with the Ravens since 2007, was named an area scout following the 2012 NFL Draft. In his fourth year as the team's West area scout, Blackburn covers schools from the Pac-12, Mountain West, Sun Belt and Big Sky conferences. Like other Ravens' personnel staff, Blackburn also cross-checks players from other scouting areas, evaluating, viewing tape and ranking those prospects considered "draftable" by the Ravens.

2007-16: (with Baltimore) **2016:** Baltimore drafted OLB Kamalei Correa (Boise St.) and DE Bronson Kaufusi (BYU) in the second and third rounds. **2014-15:** Ravens selected TE Crockett Gillmore (Colorado State, 2014) and RB Javorius Allen (USC, 2015) from Blackburn's focus area. **2013:** Named West area scout. **2012:** Named an area scout following the draft. **2007-11:** After joining the team as a player personnel assistant in 2007, Blackburn served a number of roles within the team's scouting department, including preparing advance scouting reports of upcoming opponents,

analyzing free agent prospects for pro personnel, scouting draftable collegiate players at multiple schools and helping coordinate in-season free agent player workouts/visits. **2006: (with Butler University)** Graduate assistant coach for the defensive backs.

COLLEGE/PERSONAL: Graduated from DePauw with a degree in economics and minor in history in 2004...Was a four-year starter and captain (senior year) at cornerback for the Tigers, becoming the school's only four-time All-SCAC (Southern Collegiate Athletic Conference) selection...In 2005, David was named to the SCAC's 15th Anniversary Football Team... Earned a spot in the Management Fellows Program for business and entrepreneurship at DePauw...Was a captain at safety for Ben Davis (Indianapolis, IN) HS...Ben Davis was undefeated (15-0) and won the 5A State Championship during Blackburn's senior year...Also played baseball (four years) and basketball (two years) in high school...David and his wife, Kishia, live in Phoenix, AZ.



IAN CUNNINGHAM

SOUTHEAST/SOUTHWEST AREA SCOUT

COLLEGE: VIRGINIA
BORN: 5/3/85, JACKSONVILLE, NC
EXP. (NFL/RAVENS): 9/9

IAN CUNNINGHAM is the team's Southeast/Southwest area scout. He covers schools from the SEC and ACC, among other southern conferences. Cunningham, who was promoted to area scout in 2013, originally joined the Ravens in 2008, spending his first five seasons as a player personnel assistant with the club. He served in a number of roles within the personnel department, including preparing advance scouting reports of upcoming opponents, helping target and analyze free agent prospects for pro personnel, working with senior VP of football administration Pat Moriarty on draft-day trades and helping format the rookie wage scale for draft picks.

2008-16: (with Baltimore) 2015: For the second year in a row, the Ravens selected their first-round draft pick from Cunningham's area – WR Breshad Perriman, Central Florida (Pro Bowl LB C.J. Mosley, Alabama, was chosen in 2014). **2013:** Named the team's Southeast area scout. **2008-12:** Joined the Ravens as a player personnel assistant... Cunningham worked in both college and pro scouting in a number of roles...Led half of the advance scouting reports on upcoming opponents...Helped with targeting free agent

prospects...Assisted with draft-day trades and the rookie wage scale.

COLLEGE/PERSONAL: Cunningham earned his bachelor's degree in psychology (2007) and his master's in education (2008) from the University of Virginia...Started 30 games at G/C for the Cavaliers, earning honorable mention freshman All-American honors by *Rivals.com*...Made the ACC All-Freshman Team by *The Sporting News*...Earned an ACC player of the week award vs. UNC, also making the ACC Honor Roll as a junior in 2006...Started all four years on the offensive line at Hebron (Carrollton, TX) HS, earning a number of honors: first-team All-State by *AP*, class AAAA All-State, All-Area, All-County and All-District as a senior offensive tackle...Ian was also a finalist for class AAAA Offensive Player of the Year honors, the only lineman among five finalists...Earned first-team All-Area by *The Dallas Morning News*...Also started on the defensive line his final three seasons, earning second-team All-District as a D-lineman as a senior...Played in the U.S. Army All-American Bowl in San Antonio following his senior year.



JACK GLOWIK

MIDWEST/SOUTHWEST AREA SCOUT

COLLEGE: MIAMI (OH)
BORN: 5/13/56, CLEVELAND, OH
EXP. (NFL/RAVENS): 12/9

JACK GLOWIK, who in his ninth year as an area scout for the Ravens, covers schools in the Midwest and Southwest regions. He scouts schools in the Big 12, Big Ten, SEC and Conference USA. Glowik also evaluates and provides cross-checking evaluation reports for the scouting department. The longtime college coach spent 25 years with five different schools, including his alma mater, Miami (OH). Prior to joining the Ravens in 2008, Glowik scouted the Midwest region for the Miami Dolphins (2005-07).

2008-16: (with Baltimore) 2016: Ravens selected first-round pick T Ronnie Stanley (Notre Dame) from Glowik's area. **2015:** TE Maxx Williams (Minnesota, second round) and DT Carl Davis (Iowa, third) were drafted. **2013:** DT Brandon Williams (Missouri Southern St.), who started 30 games in his first three seasons, was the team's third-round pick. **2011:** Ravens selected first-round pick CB Jimmy Smith (Colorado) out of Glowik's focus area. **2008:** Joined the Ravens as an area scout.

2005-07: (with Miami) Covered the mid-central states in the Dolphins' scouting system.

1999-2004: (with Northwestern) Spent six years coaching for the Wildcats. **2002-04:** Tutored TEs and FBs, as well as special

teams. **1999-2001:** Was the D-line and special teams coach.

1990-98: (with Miami-OH) Returned to his alma mater to coach the defensive line and special teams for nine years.

1988-89: (with Ohio University) Defensive line coach.

1987: (with Youngstown State) Had a one-year stint as OLBs and special teams coach.

1983-84: (with North Carolina State) Was the Wolfpack's defensive line coach.

1979-82: (with Miami-OH) Coached at his alma mater while Ravens head coach John Harbaugh was a student-athlete.

1980: Earned a full-time position coaching the defensive line for three years. **1978-79:** Began his coaching career as a graduate assistant coach.

COLLEGE/PERSONAL: Was a four-year defensive lineman at Miami (OH), earning a bachelor's degree in education in 1978... Inducted into the school's Hall of Fame in 1988...Jack played on the same HS football team as Ravens Sr. VP of football administration, Pat Moriarty, at Benedictine (Cleveland, OH) HS...Jack and his wife, Beth, have two daughters, Kelsey (22) and Haley (19), and reside in Overland Park, KS.



DWAUNE JONES

MIDWEST AREA SCOUT

COLLEGE: RICHMOND
BORN: 7/11/77, WASHINGTON, DC
EXP. (NFL/RAVENS): 12/1

DWAUNE JONES, who joined the Ravens following the 2016 NFL Draft, covers schools in the Midwest region for Baltimore. He scouts the Big Ten and MAC, plus some schools in the SEC, Conference USA and ACC conferences. Jones also evaluates and provides cross-checking evaluation reports for the scouting department. Jones, who spent the last 11 seasons with the New Orleans Saints' scouting department, has NFL playing experience with both the Cleveland Browns and Houston Texans, originally signing with the Browns as a rookie free agent in 2000.

2005-15: (with New Orleans) **2014:** LB Kasim Edeballi was recruited and signed as a rookie free agent (RFA) by Jones. **2012:** Was promoted to Northern regional scout. **2010:** Scouted and helped sign undrafted RB Chris Ivory, who rushed for 716 yards and 5 touchdowns in his rookie year for the Saints. **2009:** First-rounder WR Malcolm Jenkins (Ohio State) and seventh-rounder T Zach Strief (Northwestern) were selected. **2008:** Saints drafted CB Tracy Porter from Jones' area. **2007:** RFA RB Pierre Thomas signed after being recruited by Jones. **2006:** Saints drafted WR Marques Colston (seventh) from Jones' area...Helped recruit RFA P Steve Weatherford. **2005:** Joined the Saints as Midwest area scout.

2004-05: (with NFL Europe) Coached wide receivers for the Cologne Centurions during the league's spring season.

2004: (with Seattle) Served as a training camp scouting intern for the Seahawks.

2001: (with Seattle) As a WR, was allocated to NFL Europe (Berlin Thunder) by the Seahawks and caught 33 passes for 577 yards and 5 TDs...Participated in World Bowl IX for Berlin, catching 6 for 161 yards and 2 TDs, including a game-winning 53-yard TD reception, in the 24-7 victory over Barcelona.

COLLEGE/PERSONAL: Jones was a three-year starter at WR for the University of Richmond, securing 146 catches for 1,994 receiving yards during his career...Finished his career ranking sixth on the Spiders' all-time list with 15 TDs...Also competed as a sprinter for the rack team...Graduated from The Potomac School (McLean, VA) where, in addition to football, he also played basketball and ran track...Was the Virginia state champion in the 100-meter dash his senior year (1995)...Dwaune (pronounced duh-WAN) and his wife, Jessica, have three children: Jasmine (8), Jocelyn (4) and D.J. (2)...The family resides in Fishers, IN...**First name is pronounced: duh-WAN.**



ANDREW RAPHAEL

SOUTHEAST AREA SCOUT

COLLEGE: MIAMI
BORN: 10/7/89, WESTBURY, NY
EXP. (NFL/RAVENS): 4/4

ANDREW RAPHAEL was named Southeast area scout following the 2016 NFL Draft. In his fourth year with the team, he covers schools from Florida to North Carolina, also spanning Tennessee and Alabama. The Southeast has produced notable talent, including the Ravens' 2015 and 2014 first-round draft picks in WR Breshad Perriman (Central Florida) and LB C.J. Mosely (Alabama), respectively. After joining the Ravens in 2013, Raphael handled a host of projects within the personnel department, such as evaluating practice squad players, organizing local college workouts, and assessing free agent prospects. He has also assisted with many aspects of the draft process, including helping coordinate the team's 30 pre-draft visits, communicating the Ravens' selection to the league representative during the draft and assisting Northeast area scout Mark Azevedo with the post-draft free agency signing process.

2013-16: (with Baltimore) **2016:** Named Southeast area scout. **2014-15:** Promoted to player personnel assistant after the 2014 NFL draft...Served in a number of roles, including preparation of advance scouting reports for upcoming opponents. **2013:** Joined the Ravens as a player personnel intern.

2011-12: (with Boston College) Named assistant recruiting coordinator, working on film evaluation and organizing official and unofficial visits.

COLLEGE/PERSONAL: Worked as student assistant to the national recruiting coordinator at the University of Miami during the 2010 season...Graduated with a dual degree in communication and sports administration from Miami...Raphael, who attended W.T. Clarke (Westbury, NY) HS, resides in Delray Beach, FL.



KEVIN BYRNE

SENIOR VICE PRESIDENT OF PUBLIC & COMMUNITY RELATIONS

COLLEGE: MARQUETTE

BORN: 8/20/49, CLEVELAND, OH

EXP. (NFL/RAVENS): 38/21

KEVIN BYRNE, an integral part of the franchise for 36 years, oversees the Ravens' public and community relations departments. Over the course of his NFL career, he has started team marketing, TV and website departments. His duties have also included contract negotiations, directing the team's marketing department and serving on committees to interview and select Ravens head coaches. The league's longest-tenured PR chief, Byrne has also provided media relations assistance at 25 Super Bowls and two Pro Bowls at the NFL's request.

1996-2016: (with Baltimore) 2016: Invited by the NFL to present at the League's GM Workshop (June), with a focus on developing a communication strategy as a general manager – both with the media and within a franchise. **2014:** Invited by the NFL to present to front office executives and assistant coaches at the league's annual Career Development Symposium at the University of Pennsylvania's Wharton School. **2013:** On Feb. 3, the Ravens defeated San Francisco, 34-31, in Super Bowl XLVII, capturing the franchise's second-ever Lombardi Trophy. **2012 & 2010:** Led by Byrne, the Ravens' PR staff was honored with the annual Pete Rozelle Award by the Professional Football Writers of America...The national award is given to the NFL PR team that consistently strives for excellence in its service for and relationships with the media. **2008:** Joined a committee of eight to interview and help select head coach John Harbaugh. **2007:** Invited by *The Baltimore Sun* to be the keynote speaker at the annual High School Athletes of the Year banquet. **2006:** Was invited by the NFL for the second time (2004) to speak to NFL coaches about media relations. **2005:** Gave a second presentation (2003) to front office executives at the NFL's career-enhancement seminar at Stanford. **2004:** Was promoted to senior vice president of public & community relations. **2001:** Along with Francine Lubera, co-wrote "Super Journey: Diary

of the Ravens World Championship Season" following the Super Bowl XXXV victory on Jan. 28, 2001. **1998:** Served on a committee to select Brian Billick as head coach.

1981-95: (with Cleveland) The Browns were the first NFL team to produce their own preseason games and weekly TV shows (1984). **1979-81: (with Trans World Airlines)** Was director of public affairs. **1977-78: (with St. Louis Cardinals)** Joined the NFL as the then-youngest PR director in the league. **1974-77: (with Marquette)** Was the sports information director for his alma mater...Worked with the legendary Al McGuire and the Warriors' 1977 NCAA basketball National Championship team. **1971-74: (with U. of Missouri-St. Louis)** His first job was as the SID for the Rivermen.

COLLEGE/PERSONAL: Byrne earned his degree in journalism from Marquette University (1971), where he was selected to Alpha Sigma Nu, the National Jesuit Honor Society...He was a four-year member of Marquette's wrestling team...In April 2012, Byrne accepted the Lifetime Achievement Award from Marquette's Department of Intercollegiate Athletics at the university's annual alumni awards ceremony...The honor acknowledged Byrne's excellence, faith, leadership and service throughout his distinguished career...Attended St. Edward (Lakewood, OH) HS, where he is a board member and former chairman of the school's Board of Trustees...Named the St. Edward Alumnus of the Year (2000)...Byrne is on the board and is former chair of Goodwill Industries of the Chesapeake and has hosted the annual Gridiron Halloween party for 17 years...Kevin and his wife, Sally, have four children: daughter, Shannon (Kenyon College, master's from Loyola College and doctorate from Fairleigh Dickinson), and sons, Sean (Boston College and master's in writing from Southern Cal), Tim (Maryland Institute College of Art) and Conor (Boston College)...Tim and his wife, Jen, have a son (Wyatt, 6).



Kevin Byrne (third from the left) and the Ravens' PR staff (from left to right) – Marisol Renner, Patrick Gleason, Chad Steele, Karen McGee and Tom Valente – were honored with the 2012 and 2010 Pete Rozelle Awards, presented annually to the NFL PR team that strives for excellence in its service for and relationships with the media. D. Orlando Ledbetter (middle), a member of the Professional Football Writers of America, presented the national honor for 2012 on 8/15/13.





JON DUBÉ

VICE PRESIDENT OF FOOTBALL VIDEO OPERATIONS

BORN: 4/28/65, HARRISBURG, PA
EXP. (NFL/RAVENS): 34/21



JON DUBÉ, who is in his 34th season with the organization, was promoted to the Ravens' vice president of football video operations in 2016. Dubé runs the football video department with director of football video operations Mark Bienvenu and manager Collin Ferguson. The group works closely with the coaching staff to provide footage of the team's practices and games and opponent game film from the NFL's Club Game Exchange Network.

1996-2016: (with Baltimore) 2016: Is serving his sixth-straight season on the six-man NFL Video Directors Committee, helping implement the league's cutting-edge and ever-changing gameday technology...Has also provided leadership for the NFL when teams transferred from standard definition to high definition video, in addition to the NFL's partnership with Microsoft for the Surface tablet sideline video technology...Also works closely with the league's Competition Committee on NFL rules and regulations. **2014:** Promoted to senior director of football video operations. **2012:** Earned his second Super Bowl ring following the team's

victory over the 49ers in Super Bowl XLVII. **2004:** Transitioned the team into digital video, which provided the coaches easier access to the video data...Through their computer software, coaches are able to create their own cut-ups of practices and games, making the process more streamlined. **2000:** Provided tape for the coaching staff and players of the Super Bowl XXXV Championship team. **1996:** Was invited by owner Art Modell to join the team in the move to Baltimore as the team's director of football video operations.

1983-1995: (with Cleveland) 1985: Was named the assistant film/video director for the Browns. **1983:** Joined the Browns in the facilities and field maintenance department.

PERSONAL: Jon and his wife, Diane, have two sons: Brian, who served two tours for the U.S. Army – one in Iraq and one in Afghanistan – and is working toward his college degree, and Jacob, who works as a marketing assistant at teamzila.com...The Dubés also are the proud parents of three Scottish Terriers: Angus, MacKenzie and Malcolm.



HARBAUGH IMMORTALIZED WITH STATUE AT ALMA MATER

In April 2014, head coach John Harbaugh was inducted into Miami (OH) University's "Cradle of Coaches Association" and was immortalized with an on-campus statue. Harbaugh's statue joins existing Cradle of Coaches statues for Earl "Red" Blaik, Paul Brown, Carm Cozza, Paul Dietzel, Weeb Ewbank, Ara Parseghian, John Pont and Bo Schembechler. The Cradle of Coaches honors Miami graduates who have earned recognition as national collegiate or professional Coaches of the Year, who have been inducted into the College Football Hall of Fame or the Pro Football Hall of Fame, or whose teams won national collegiate or professional/Super Bowl championships.

Harbaugh was overwhelmed by the honor and by the many supporters, including Ravens GM Ozzie Newsome and team president Dick Cass, who attended the ceremony.

"I don't think you can even express what something like this means. I've been trying to figure it out," he said. "There's nothing like Miami. There's nothing like being back here. Words can't describe my gratitude for being part of this."

Both of John's parents, Jack and Jackie (pictured at right), his brother, University of Michigan head coach Jim Harbaugh, sister, Joani, wife, Ingrid (at right), and daughter, Alison (at right), all made the trip to Oxford, Ohio.

The cross-country visit from Jim was a surprise: "There have been a lot of proud moments, but I've never been more proud of [John] than I am today," Jim said. "I always prided myself on being the tallest Harbaugh, but that all changed today when they unveiled that statue."





WILLIAM SHERIDAN

EQUIPMENT MANAGER

COLLEGE: TOLDEO

BORN: 1/23/67, LAKEWOOD, OH

EXP. (NFL/RAVENS): 27/10

WILLIAM SHERIDAN, named the Ravens' equipment manager in May 2012, is in the 27th season of his NFL career, including his 10th in Baltimore. Sheridan's career spans three professional sports, having been involved with the NFL, NHL and MLB. He leads a department comprised of assistant equipment managers Tom Wood and Kenico Hines and equipment assistant Drew Flack.

2007-16: (with Baltimore) 2012: Named the Ravens' head equipment manager the year Baltimore won Super Bowl XLVII in New Orleans. **2007:** Joined the team after serving 10 seasons with the Tennessee Titans/Oilers.

1997-2006: (with Tennessee) 1997: Joined the Oilers, who were renamed the Titans in 1999, as an assistant equipment manager...In addition to working with the franchise, Sheridan – an avid hockey fan – volunteered his time regularly assisting the NHL's Nashville Predators' equipment staff from 1998-2006.

1996-97: (with South Florida) 1996: Was named the first-ever football equipment manager for program's inaugural season.

1989-95: (with Cleveland) 1993: Became a member of the National Equipment Managers Association. **1991:** Was named assistant equipment manager. **1989:** Joined the Browns' equipment staff in an internship capacity, working with the team for two seasons in that role.

COLLEGE/PERSONAL: Attended Toledo and majored in information technology...William and his wife, Mollie, have a son, William (17) – who plays in multiple competitive youth hockey leagues – and two daughters, Caitlyn (12), a standout gymnast, and Bryn (10), an avid swimmer...Both daughters are also very much involved in cheerleading...The family resides in Hanover, PA...Sheridan's father, Bill, who also spent time working with the Browns, was the Cleveland Indians' longtime clubhouse manager, beginning his career as a bat boy in 1948 for the pennant-winning club...Because of this, William grew up regularly assisting the Indians' clubhouse staff, also working one season as a bat boy.



MARK SMITH

VICE PRESIDENT & HEAD CERTIFIED ATHLETIC TRAINER

COLLEGE: BALL STATE

BORN: 4/19/56, NIAGRA FALLS, NY

EXP. (NFL/RAVENS): 32/21

Entering his 32nd season with the franchise, **MARK SMITH** was promoted to vice president and head certified athletic trainer in 2016. He was previously named the team's head certified athletic trainer in 2011 following the retirement of Bill Tessenorf. One of the NFL's longest-tenured trainers, Smith leads a team comprised of assistant certified athletic trainers Ron Medlin and Kevin Domboski, athletic training assistant Dan Adelman and physical therapist Sam Bell.

1996-2016: (with Baltimore) 2016: Named the Ravens' vice president and head certified athletic trainer in April. **2011:** Tabbed as Baltimore's head certified athletic trainer in May. **1996:** Was one of 28 employees invited to join the team during the franchise's move to Baltimore.

1985-95: (with Cleveland) 1989: Smith served on a crew that was honored as the "NFL's Athletic Training Staff of the Year" by the Professional Football Athletic Trainers Society...The group was recognized at the annual Ed Block Courage Awards banquet held each March in Baltimore. **1985:** Joined the Browns as an assistant trainer...Also worked for the

Browns' training staff during their 1979-85 training camps while he was employed full-time at Kent State.

1978-85: (with Kent State) Joined the training staff at Kent State, where he initially served as a graduate assistant in 1978 but was hired on a full-time basis shortly thereafter...Also worked for the Browns' training staff during their 1979-85 training camps.

COLLEGE/PERSONAL: Graduated from Ball State with a B.S. in health education and a minor in athletic training (1978)...Mark and his wife, Peggy, have a daughter, Lyndsey, and son, Mark...Lyndsey is a 2010 graduate of Penn State University and also earned a master's degree in 2011 at York University in England...She then received her PhD in Art History from York in 2015...Mark graduated from Bridgewater College in 2103 with a health and exercise science degree...He also earned a master's degree from Fairleigh Dickinson University in 2015 and is currently a staffing manager for Robert Half International.





MICHELLE ANDRES
SENIOR VICE PRESIDENT OF DIGITAL MEDIA & BROADCASTING

COLLEGE: FURMAN
BORN: 1/21, MADISON, WI
EXP. (NFL/RAVENS): 11/11

MICHELLE ANDRES, who joined the Ravens in 2006, enters her 11th season with the Ravens after being promoted to senior vice president of digital media and broadcasting in 2015. She leads the franchise’s digital media and broadcasting departments with the goals of serving and engaging the team’s vast fan base and providing sponsors with powerful vehicles to reach that fan base.

Andres is responsible for the team’s social media, BaltimoreRavens.com, mobile channels, online sales, email and business intelligence initiatives, photography and television programming.

The organization is consistently ranked near the top of NFL clubs in Digital KPIs despite having one of the smallest markets in the league. The foundation of the Ravens’ digital media and broadcasting efforts is, first and foremost, compelling content – information that not only provides fans

with comprehensive coverage of the team, but also provides a glimpse behind the scenes and under the helmet.

Prior to working for the Ravens, Andres spent nine seasons with the NBA’s Orlando Magic – seven in public relations overseeing corporate communications and government relations and two leading the franchise’s newly-formed interactive marketing department.

Currently an adjunct professor at Georgetown University’s Sports Industry Management Graduate Program, Andres teaches sports digital media and enhanced consumer engagement. She also serves on the board of Higher Achievement Baltimore.

A native of Gainesville, FL, Andres earned her master’s degree in political campaign management from the University of Florida and her bachelor’s degree in political science from Furman University.



BOB ELLER
SENIOR VICE PRESIDENT OF OPERATIONS

COLLEGE: TOWSON
BORN: 11/8/60, BALTIMORE, MD
EXP. (NFL/RAVENS): 33/21

BOB ELLER is in his 30th season with the franchise and his 33rd in the NFL. Eller directs the day-to-day operations of the team, including at the Under Armour Performance Center, summer training camp and minicamps, team travel and catering for the players, coaches and staff. The Baltimore native has been with the franchise since 1987, serving in both the public relations and operations departments.

In 2004, Eller directed the team’s move to the new facility. In his history with the team, he also wrote and edited media guides and other PR-related materials, as well as coordinating the operations of the gameday stats crew.

Eller’s career began as an intern for the Baltimore Colts in 1983, while a senior at Towson University (business administration). A year later, the team’s first in Indianapolis, he joined the club and was quickly promoted to director of public relations. Eller then moved to Cleveland in 1987 to

become the Browns’ assistant director of public relations. He was promoted to director of operations and information in 1991. Bob was then invited to join the team in the move to Baltimore in 1996, helping to facilitate many of the start-up functions for the new Ravens.

Eller has worked eight Super Bowls for the NFL, plus two for the Ravens during their 2000 and 2012 seasons. He served as the Browns’ primary league office liaison when the NFL launched the player assistance and development programs.

Bob is also an active supporter of the St. Vincent’s Center for abused children. He has a daughter, Erin (23) and a son, Joey (20). Erin is a University of Delaware graduate (neuroscience) and works at a medical education facility in Philadelphia. Joey is a junior at the University of Maryland Baltimore County, where he studies information technology and recently studied abroad in Germany.



JEFF GOERING
 SENIOR VICE PRESIDENT OF FINANCE/CHIEF FINANCIAL OFFICER

COLLEGE: ROCKHURST (KANSAS CITY, MO)
BORN: 12/29/67, TULSA, OK
EXP. (NFL/RAVENS): 18/18

JEFF GOERING, who joined the club in 1999, oversees the Ravens' finance, human resources and information technology departments. He is also the primary contact for insurance and risk management matters. In terms of financial relations, Goering leads the strategic planning, budgeting, financial reporting, tax and audit processes. He also serves as the primary financial liaison with the Maryland Stadium Authority, working with various stadium contractors and event promoters.

In overseeing the HR and IT departments, he focuses on matters such as staffing, employment policies/benefit plans, hardware/software applications and network security/infrastructure.

Prior to being named senior VP of finance in 2015, Goering served as the Ravens' VP of finance/chief financial officer (2008-14). He was elevated to senior director of finance in 2004 after spending five years as the organization's controller.

Previously, as a PricewaterhouseCoopers senior consultant in Dallas, Goering worked with many sports entities, preparing financial feasibility studies, market assessments and economic impact analyses for proposed new or expanded sports venues.

He received his master's of science in sports management from the University of Massachusetts in 1998. During that time, he also served as a consultant in the evaluation and preparation of Boston Red Sox salary arbitration cases.

Goering spent a year in the Philippines as a community development volunteer for the Presbyterian Church, USA, in 1995-96. He received a B.S. in business administration from Rockhurst (Kansas City, MO) University.

Jeff, who serves on the board of the Ravens Foundation, earned his CPA certificate in 1992. He and his wife, Sheryl, have two daughters, Olivia (15) and Carly (13), and a son, Daniel (10).



BAKER KOPPELMAN
 SENIOR VICE PRESIDENT OF TICKET SALES & OPERATIONS

COLLEGE: GUILFORD (GREENSBORO, NC)
BORN: 2/7/67, BALTIMORE, MD
EXP. (NFL/RAVENS): 21/21

BAKER KOPPELMAN has been with the Ravens since their 1996 inception. He oversees the team's PSL, season ticket and hospitality sales, ticket operations, ticket distribution, customer service, club level service and retail sales, and he assists with attracting events to M&T Bank Stadium. In relation to his roles, Koppelman helped create an internal committee tasked with reviewing and improving overall fan experience.

Koppelman has worked in professional sports ticketing operations since 1987, selling Baltimore Orioles tickets at Memorial Stadium during the summer while earning his sports management and economics degrees at Guilford College (Greensboro, NC), where he graduated in 1990.

He worked his way to a full-time position with the Orioles in 1991, helping manage the stadium box office and contributing with the seating relocation from Memorial Stadium to Oriole Park at Camden Yards in 1992. He then spent a season

with the San Diego Padres in 1995, before returning to his hometown to join the Ravens prior to their inaugural 1996 season in Baltimore.

Koppelman has helped M&T Bank Stadium and the Ravens host Beyonce's World Formation Tour (June 2016), Billy Joel and One Direction concerts (both July 2015), Jay-Z and Beyonce's On the Run Tour (July 2014), and The Legends of The Summer Tour, featuring Justin Timberlake and Jay-Z (August 2013). Baltimore also hosted a U2 concert in June 2011, Monster Jam in June of 2011-13, a Kenny Chesney concert in 2008, international soccer matches between Chelsea and AC Milan (2009), Manchester City and Inter Milan (2010), and Tottenham and Liverpool (2012), and the CONCACAF Gold Cup (2013 and 2015).

Koppelman is a graduate of St. Paul's School (Baltimore), and Baker's wife, Reba, is the Ravens' director of finance.



KEVIN ROCHLITZ
SENIOR VICE PRESIDENT OF CORPORATE SALES & BUSINESS DEVELOPMENT

COLLEGE: WYOMING
BORN: 1/5/71, CASPER, WY
EXP. (NFL/RAVENS): 14/14

KEVIN ROCHLITZ joined the Ravens in 2003 and was promoted to senior vice president of corporate sales and business development in 2015. He leads the Ravens' corporate sales department, which includes national and regional partnerships, broadcasting contracts – including day-to-day operations with WBAL-TV, WBAL Radio and 98Rock – and M&T Bank Stadium suite sales.

Among the contracts completed by Rochlitz are partnerships with MedStar Health, AAA, Visa, Coca-Cola, MillerCoors, Anheuser-Busch, Verizon, Southwest Airlines, Ticketmaster and Dietz and Watson. At M&T Bank Stadium, he created and sold the Talon Pub, as well as the club level bars.

In 2015, Rochlitz led the sale of the Constellation Energy Suite Level at M&T Bank Stadium, while in 2014, he guided a sales team that completed a 10-year, \$60 million partnership extension with M&T Bank, including the continuation of naming rights to M&T Bank Stadium and several community-focused programs. In 2012, Rochlitz coordinated a partnership with Under Armour, which led to the team's training facility being named the Under Armour Performance Center.

Rochlitz also spent five years as senior VP of sales for Mandalay Sports and Entertainment/Mandalay Pictures,

owners of the Dayton Dragons and Frisco Rough Riders. He coordinated the new stadium construction and sold naming rights for each venue (Fifth Third Field in Dayton, Ohio, and Dr Pepper Ballpark in Frisco, Texas). From 1996-97, he was one of the youngest assistant athletic directors in NCAA Division I-A for the University of Miami.

Rochlitz serves on the board of advisors for the D.E.B.S. Sport Business Management program at the University of Central Florida and on the NFL Club Business Development Committee. He is also on the Signal 13 Foundation with the Baltimore City Police Department.

Named a Baltimore Smart CEO Executive of the Year in 2016, Rochlitz was also chosen to participate in the Leadership Baltimore County program from 2015-16.

In 2011, he was selected by the U.S. Department of Defense and Secretary Robert Gates to join the Joint Civilian Orientation Conference to better understand and promote the U.S. military.

Rochlitz earned a degree in marketing from Wyoming. He and his wife, Melissa, have a daughter, Riley (13).



ROY SOMMERHOF
SENIOR VICE PRESIDENT OF STADIUM OPERATIONS

COLLEGE: ST. THOMAS (MIAMI, FL)
BORN: 1/14/58, BALTIMORE, MD
EXP. (NFL/RAVENS): 21/21

ROY SOMMERHOF joined the Ravens during their inaugural season in 1996. He manages all aspects of M&T Bank Stadium, including gameday parking and transportation, security, guest services, custodial services, catering, medical services and stadium maintenance.

Since the stadium's 1998 opening, he has spearheaded efforts to make it one of the NFL's best by supervising significant improvements to lower and upper concourses, the suite and club levels, the installation of high definition video boards and the addition of a high-density WiFi network. In the spring of 2013, the Ravens announced a two-year, \$35 million upgrade investment to enhance the fan experience at the stadium.

With his leadership, M&T Bank Stadium received a LEED Gold Certification (Nov. 2013), becoming the first North American outdoor stadium of any kind to achieve this distinction.

Prior to joining the Ravens, Sommerhof spent 16 years working

in ticket sales and stadium operations for the Orioles. He played a key role in the planning, development and execution of the 1992 opening of Oriole Park at Camden Yards.

During his career, he has been involved with numerous special events, including hosting both Pope John Paul II at Oriole Park (1995) and the Queen of England at Memorial Stadium (1991), and the MLB All-Star Game at Oriole Park (1993).

He is also the former chairman of the Gridiron Stadium Network, a consortium of 12 NFL facilities that creates awareness and promotes the assets of its members. The GSN works to optimize opportunities to expand the use of the state-of-the-art facilities for new sports, entertainment, public and private events.

Sommerhof, who was recognized by the Stadium Business Summit as a finalist for 2015 Executive of the Year honor, has a degree in sports administration from St. Thomas. He and his wife, Lina, have two sons, Drew (22) and Cole (14).

FRONT OFFICE EXECUTIVES



THERESA ABATO
VICE PRESIDENT OF SUITE SALES & SERVICE

COLLEGE: COLLEGE OF NOTRE DAME **BORN:** 2/26, BALTIMORE, MD **EXP. (NFL/RAVENS):** 19/19

For 19 NFL seasons, Theresa Abato has been responsible for all aspects of the Ravens' private suite business, including sales, client relations and operations for both Ravens games and third-party events. She is responsible for managing suite inventory/ticketing, setting revenue/expense budgets, contracts and fulfillment for 130 suites. Abato and her team of Josh Hartman and Hayward Sawyers are committed to reinforcing the first-class standards of the Ravens. Since M&T Bank Stadium's 1998 opening, Theresa has been charged with creating and executing the valuable amenities and experiences suite owners receive. She has been instrumental in growing the suite business from 95 season-owned and 17 "gameday" suites to being soldout in full-season suite relationships for 12-consecutive seasons.



JIM COLLER
VICE PRESIDENT OF FINANCE

COLLEGE: PENN STATE **BORN:** 1/30/71, PHILADELPHIA, PA **EXP. (NFL/RAVENS):** 18/18

Jim Coller joined the Ravens in 1999. During his time with the organization, he has served a variety of roles for the finance department with responsibilities that have included overseeing day-to-day accounting functions of the team, assisting in the systematization of key financial activities, coordinating third-party audits, and serving as a liaison with various team partners. Prior to joining the Ravens, the Philadelphia native worked for KPMG LLP for five-and-a-half years serving as an auditor for various clients, including the Philadelphia Phillies. Jim is a proud alumnus of Penn State University, where he graduated with a bachelor's degree in accounting. When he is not balancing the books, Jim enjoys spending time with his family. He and his wife, Hope, reside in Hanover, PA, with their two boys, Alex (6) and Evan (2).



BRAD DOWNS
VICE PRESIDENT OF MARKETING

COLLEGE: ROBERT MORRIS **BORN:** 02/22/77, WILLIAMSPORT, MD **EXP. (NFL/RAVENS):** 15/15

Brad Downs, who joined the Ravens in 2002, leads the team's advertising, branding, game entertainment, fan development, promotions and partnership activation efforts. Under Downs' guidance, the team's youth initiatives were revamped, led by the creation of RISE, a first-of-its-kind youth football platform to encourage participation in the sport and engage with youth through high school football participation. In 2014, the Ravens were recognized by iMedia Connection as an NFL team with the best marketing efforts, due in large part to the team's continued success of its Purple fan club for women, recently eclipsing 30,000 members. Brad, a graduate of Robert Morris University, also serves on the board of the Ravens Foundation. He and his wife, Amy, have a son, Zachary (2).



NICK FUSEE
VICE PRESIDENT OF NETWORKING & HARDWARE

COLLEGE: CARROLL COMMUNITY COLLEGE **BORN:** 11/10/65, BANGOR, ME **EXP. (NFL/RAVENS):** 17/17

Nick Fusee has been with the Ravens organization since February of 2000. He started with the team's IT department as the network administrator and has overseen a large technology boom during his time in the NFL. Fusee works with IT coordinator Kevin Boyle to maintain all wired networks, wireless networks and desktop support within the organization. He also oversees M&T Bank Stadium's WiFi network on gamedays. Fusee, along with the coaching staff's football information manager, Megan McLaughlin, blazed the path in the NFL for digital playbooks by designing, planning and implementing the current app used today by all Ravens coaches and players. A local graduate of Centennial (Ellicott City, MD) HS, Nick has been married to his wife, Sandy, for 23 years. The couple has two children: Joe (18) and Alex (15).

FRONT OFFICE EXECUTIVES



ELIZABETH JACKSON **VICE PRESIDENT OF HUMAN RESOURCES**

COLLEGE: MARYLAND, BALTIMORE COUNTY (UMBC) BORN: 5/25, BALTIMORE, MD EXP. (NFL/RAVENS): 13/13

Elizabeth Jackson joined the Ravens in 2004. Originally hired as the club's first-ever director of human resources, she designed, developed and implemented many of the HR practices currently in use for the team. Jackson is responsible for the direction and management of the team's HR functions, and together with her staff, she manages hiring, benefits administration, performance and compensation management, employee relations, organizational development, employee engagement and satisfaction. Jackson serves as secretary on the board of the Ravens Foundation, and she is the lead liaison with The One Love Foundation, an organization the Ravens support. The Baltimore native has her B.A. in psychology from UMBC and her Professional in Human Resources Certificate. She lives in Millersville with her boyfriend, Joe, and their two dogs, Roxy and Sammi.



BILL JANKOWSKI **VICE PRESIDENT OF INFORMATION TECHNOLOGY**

COLLEGE: JOHN CARROLL BORN: 6/5/65, CLEVELAND, OH EXP. (NFL/RAVENS): 31/21

Bill Jankowski has been with the franchise in a full-time role since 1986. He was one of 28 to join Art Modell in the team's 1996 move to Baltimore. Jankowski guides the Ravens' IT department to support many technological functions for the organization, including business, coaching, stadium, scouting, public relations and training operations. He helped the team through the transition of moving to Baltimore and has kept the organization on par with today's ever-changing technology world. The Cleveland native works with vice president of networking & hardware Nick Fusee, senior database architect Jeremy Parks, IT security manager Evan Woodard and IT coordinator Kevin Boyle to support the coaching and scouting staffs, assisting with their unique software programming. Much of the Ravens' software assists the coaches in game-planning and game analysis, combined with the football video department.



CHAD STEELE **VICE PRESIDENT OF PUBLIC RELATIONS**

COLLEGE: WINTHROP BORN: 10/11/74, WEST POINT, NY EXP. (NFL/RAVENS): 18/15

In his 15th season with the Ravens, Chad Steele directs media efforts for the players, coaches and team executives as the primary liaison with the local and national media. Steele and the public relations department support other areas in the organization, including providing research for the coaching and football personnel departments, and serving the corporate sales and marketing staffs in their business development efforts. Originally a 1998 season-long intern with the Ravens, he rejoined the team in 2002, following three seasons in the San Francisco 49ers' media relations department. Steele also served two training camp internships with the Carolina Panthers (1996-97). A 1997 graduate of Winthrop University (business administration), Chad and his wife, Wendy, have a daughter, Dylan (6), and a son, Colt (2).



BALTIMORE RAVENS-M&T BANK PARTNERSHIP

M&T Bank
STADIUM

On May 21, 2014, M&T Bank and the Baltimore Ravens announced a 10-year, \$60 million extension of their partnership, which includes the continuation of naming rights to M&T Bank Stadium and an array of community-focused programs, including a new initiative focused on helping at-risk children in Baltimore. The partnership, which began as a 15-year agreement in 2003 and is now extended through 2027, has proven to reach far beyond the stadium and into the community through a range of joint initiatives, including the Touchdown for Teachers program, which honors and recognizes local teachers for their leadership, dedication and commitment to education and for their outstanding service to their school, students and community.

2016 RAVENS STAFF



T.J. A'BECKET
Ticket Operations &
Distribution Manager



DAN ADELMAN
Athletic Training
Assistant



JEFF ATKINSON
Cinematographer



SAM BELL
Physical
Therapist



TREY BENNETT
Corporate Sales
Account Executive



BRANDON BERING
Player Personnel
Assistant



MARK BIENVENU
Director of Football
Video Operations



KATIE BOLLINGER
Coordinator, Marketing
& Advertising



KEVIN BOYLE
Information Technology
Coordinator



MATT BREVET
Senior Producer



CINDY BROWNING
Media & Client
Services Manager



ANNELIESE BRUCE
Graphic Designer



MIKE BURKE
Ticket Sales &
Hospitality Director



JOEY CLEARY
Player Personnel
Assistant



AARON CLINE
Director of Sales



DANA CLINE
Senior Payables
Manager



JOHN CLINE
Director of Event
Operations



EVAN COHEN
Stadium Operations
Assistant



DAN CONDON
Corporate Sales
Account Executive



EDDIE COUGHLAN
Senior
Cinematographer



MELVIN CROSS
Security



PHIL CUNNINGHAM
Producer



HEATHER DARNEY
Dir. of Community
Relations/Exec. Dir.,
Ravens Foundation



LISA DIXON
Dir. of Special Events/
Special Assistant to
the President



MAGGIE DOMANOWSKI
Player Personnel
Admin. Assistant



KEVIN DOMBOSKI
Assistant Certified
Athletic Trainer



GARRETT DOWNING
Staff Writer



DEANDRA DUGGANS
Manager, Advertising
& Branding



JOHN EISENBERG
Columnist



SARAH ELLISON
Digital Media
Editor/Writer

2016 RAVENS STAFF



ERIC EVERS
Groundskeeper/
Equipment Assistant



JOAN FENNEKOHL
Director of Team Travel



COLLIN FERGUSON
Football Video
Operations Manager



KIM FERGUSON
Manager, Marketing &
Partnership Activation



BRYAN FILKINS
Senior Manager/Asst.
Head Groundskeeper/
Equipment Assistant



DON FOLLETT
Head Groundskeeper/
Senior Director of
Fields & Grounds



WHITNEY FOX
Customer Service &
Club Level Manager



TINA GALDIERI
Cheer Coordinator



MICHELE GEIMAN
Seamstress



DAVID GHOSTLAW
Team Operations
Assistant



PATRICK GLEASON
Director of Public
Relations



STEVE GROFF
Director/Technical
Director



KEENAN HARRELL
Client Services
Coordinator



JOSH HARTMAN
Senior Manager of
Suite Sales & Services



ERIN HERBERT
Digital Media
Coordinator



KENICO HINES
Assistant Equipment
Manager



PHIL HOFFMANN
Photographer



VERNON HOLLEY
Security
Manager



PATTI HOLTERY
Senior Payroll
Manager



SHAWN HUBBARD
Photographer



ERIC HUBBS
Ticket Sales &
Hospitality Coordinator



LAURA HUMPHREYS
Manager, Marketing &
Partnership Activation



CHRIS INOUYE
Director of Retail



BRITTANY JORGE
Motion Graphics
Coordinator



SEAN KANE
Groundskeeper



BECCA KANY
Social Media
Coordinator



KATE KASABULA
Director of Client
Services



SEAN KAUFFMAN
Sr. Manager/Assistant
Head Groundskeeper



CIARA KAVANAGH
PSL Owner Rewards
& Ticket Sales
Coordinator



SID KEISER
Photographer

2016 RAVENS STAFF



MATT KLUG
Facilities Maintenance
Manager



JESSIE KNAAK
Broadcasting
Coordinator



JAROD KNOPP
Groundskeeper



REBA KOPPELMAN
Director of Finance



COREY KRAWIEC
Player Personnel
Assistant



ABBY KRUGER
Corporate Sales
Account Executive



DAVE LANG
Director of Digital
Media



LAURA LEIZAR
Seamstress



TONI LEKAS
Receptionist



KEN LISSE
Senior Designer



MATT LITTLE
Manager, Marketing &
Football Outreach



PAM LUND
Executive Assistant to
the Owner



MEGAN MALEK
Retail Manager



ILSA MARDEN
Manager, Events &
Game Entertainment



KEITH MATHEWS
Director of Facilities
Maintenance



ADAM MAZALEWSKI
Ticket Operations
Director



LIZ McCROSKEY
Accounting Manager



DAVID McDONALD
Football Systems
Developer



MARLON McLEAN
Facilities Assistant



RON MEDLIN
Assistant Certified
Athletic Trainer



RYAN MINK
Staff Writer



NICK MODISETT
Cinematographer



KIMBERLY NIGGEL
Medical Services
Assistant



JAY O'BRIEN
Director of
Broadcasting &
Gameday Productions



JESSE ODEN
Security



JEREMY PARKS
Senior Database
Architect



P.J. PETEL
Fields & Grounds
Supervisor/Equipment
Assistant



NICK PREVAS
Graphic Design
Manager



KELLY QUINLAN
Community Relations
Coordinator



WILL RANNEY
Groundskeeper/
Equipment Assistant

2016 RAVENS STAFF



BUD REINECKE
Senior Manager of
Team Services



MARISOL RENNER
Publications &
Public Relations
Specialist



KATHY RESNIK
Seamstress



ADAM RUDEL
Coordinator, Marketing
& Football Outreach



DARREN SANDERS
Senior Director
of Security



HAYWARD SAWERS
Suite Services
Coordinator



EMILY SCERBA
Community Relations
Manager



NATALIE SHAFFER
Seamstress



RON SHAPIRO
Special Advisor
to the Owner



JOHNNY SHELTON
Team Chaplain



GWEN SIECK
Customer Service &
Accessible Seating
Coordinator



CRAIG SINGLEBERRY
Security



LINDSAY SMITH
Client Services
Coordinator



JULIE TAMBUSI
Human Resources
Generalist



RICH TAMAYO
Director of Guest
Experience



ROB TUNE
Coordinator,
Entertainment &
Events



TOM VALENTE
Public Relations
Manager



CHRIS WACK
Corporate Sales
Account Executive



JOBIE WALDT
Director of Stadium
Operations



KEITH WELDON
Director of Sales



VALARIE WIDEMAN
Receptionist



BRANDON WILLIAMS
Mascot Coordinator



CODY WILLIAMS
Manager of Business
Intelligence & Digital
Sponsorship



COLLIN WILLIAMS
Assistant Director of
Player Engagement



PATRICK WILLIAMS
Scouting Intern



MATTIE WOOD
Client Services
Manager



TOM WOOD
Assistant
Equipment Manager




EVAN WOODARD
Information
Technology Security
Manager



JOHN ZIEMANN
Band Coordinator

TEAM PHYSICIANS/MEDICAL TEAM



DR. ANDREW TUCKER
Head Team Physician



DR. LEIGH ANN CURL
Chief Orthopedic Surgeon



DR. SEAN CURTIN
Associate Team Physician



DR. JAMES DREESE
Associate Team Physician



DR. RICHARD HINTON
Associate Team Physician



SUE JAMES
Team Nutritionist



DR. RICHARD LEVINE
Associate Team Physician



DR. ALAN SOKOLOFF
Team Chiropractor



DR. DAVID BALLENGER
Team Chiropractor

UNDER ARMOUR PERFORMANCE CENTER



The Ravens moved into their 200,000-square-foot training facility in mid-October of 2004. The building, which was named the Under Armour Performance Center in June of 2012, features a brick and stone exterior. The fieldhouse is 90,000 square feet and includes a strength-training area and a full-size indoor practice field. The facility's outdoor practice fields and fieldhouse sit on 32 acres, and the entire complex was completed in December of 2004. Almost all of the physical construction on the project was provided by Baltimore-area companies and workers.

UNDER ARMOUR PERFORMANCE CENTER

The facility includes a full-service kitchen, cafeteria, player support functions, basketball and racquetball courts, TV/radio studios, plus state-of-the-art requirements for NFL training. Also included at the facility are executive offices, meeting rooms, three outdoor fields and media areas that offer wireless Internet capability.

Approximately 200 Ravens are housed at the team's headquarters in Owings Mills. The organization's ticket office and stadium operations remain at M&T Bank Stadium in downtown Baltimore.



"Everything a team needs to help prepare it to win is available to us. Steve [Bisciotti] has delivered a first-class, state-of-the-art training facility and office complex." – Ravens general manager & executive vice president Ozzie Newsome



The Ravens' have a world-class weight room and conditioning and recovery center, providing players everything they need to train at peak performance.



The Ravens have three Bermuda grass fields on the grounds of their training complex at the Under Armour Performance Center in Owings Mills.



The Under Armour Performance Center houses a state-of-the-art TV studio that the team, Comcast SportsNet and WBAL utilize for their in-house broadcasting purposes.



The Ravens' indoor facility has a full, 100-yard field made of Shaw Sports Turf that the team uses for offseason training purposes or when the weather becomes inclement.



RAVENS IN OUR COMMUNITY



RAVENS FOUNDATION



Athletes Serving Athletes

The Ravens Foundation, Inc. is committed to improving, encouraging and enabling the healthy development of youth in Maryland. The foundation focuses on programs that help youth and their families with various needs, including housing, hunger, education, athletics and mentoring.

Charitable Partners – The Ravens Foundation, Inc. recognizes and gives financial and volunteer support to several Baltimore-area charitable partners, including Athletes Serving Athletes (left), Boys Hope Girls Hope, Bridges, Playworks Maryland, Reading Partners and Sisters Circle.

Ravens Youth Football Grant – Alongside Under Armour, the Ravens Foundation provides grants for new football equipment and apparel for football teams (bottom left) in Maryland. Packages include jerseys, cleats, socks, footballs, gloves and mouth guards. Since its launch five years ago, the grant had awarded apparel to over 123 teams.



Youth Football

Ravens PLAY 60 Grant – Now in its tenth year, the Ravens' PLAY 60 Grant has supported over 205 programs and more than 23,000 youth with over \$1,000,000 in funding to encourage physical fitness and nutrition education among youth.

Ravens Scholars – For seven-consecutive years, the Ravens recognize five outstanding high school seniors and award a \$5,000 renewable scholarship (\$20,000 over four years) to support each scholar's respective college education. Since 2009, the team has committed to more than \$700,000 in scholarship funding.

RAVENS FOUNDATIONS

Many Ravens have taken their passion for giving to a higher level by establishing their own charitable foundations. To learn more about their foundations and how they impact hundreds of lives each year, please visit www.BaltimoreRavens.com/community.

O.J. BRIGANCE
Brigance Brigade
BriganceBrigade.org

MATT ELAM
T.E.A.M. Elam Foundation
TeamElam.org

STEVE SMITH SR.
Steve Smith Family Foundation
SteveSmithFamilyFDN.org

BENJAMIN WATSON
One More Foundation
TheBenjaminWatson.com

LARDARIUS WEBB
Lardarius Webb Foundation
LardariusWebb21.com

ALL COMMUNITY TEAM



The mission of the All Community Team (ACT) is to increase corporate and community awareness of the Ravens Foundation, player foundations and associated local charitable organizations. Through a wide variety of activities and events, the ACT makes a positive impact in the Maryland area while strengthening ties between the Ravens, their partners and the community. Title sponsor, M&T Bank, joins additional Baltimore corporations as the ACT provides financial and volunteer support to many of the Ravens' community service projects.





RAVENS RENOVATE SCHOOL LIBRARY

Early during the 2015 season, the Ravens, who have a continued commitment to supporting education, renovated the library at Charles Carroll Barrister Elementary School #34 in Baltimore City.

Ravens staff members re-organized the library and stocked the shelves with new books, while QB Joe Flacco helped celebrate the grand opening by reading to some of the students.

The library featured Ravens-themed design elements, including a stadium-inspired reading room, as well as new paint, walls, lighting, ceilings and flooring. The school also received new books and furniture, including

tables, cabinets, storage shelving and a desk for the new full-time librarian.

The team also introduced the Ravens Reading Challenge. All students were asked to log their reading minutes over a period of two months. The class with the most minutes was rewarded with a Papa John's pizza party with Ravens players Michael Campanaro and Matt Elam. In total, the school logged over 94,763 reading minutes in the Ravens Reading Challenge.

The newly-renovated Ravens-themed library highlights the team's continued commitment to strengthen the availability of literacy resources among underserved youth.




Joe Flacco



RAVENS IN OUR COMMUNITY

MILITARY APPRECIATION

All year long, the Ravens salute military members of the armed forces through several initiatives, including hosting military members at training camp and practices, visiting veteran hospitals, hosting workouts for wounded warriors, welcoming home soldiers and showing support through care packages, letters and daily communication. At each home game, the Ravens honor groups including representatives of the military, first responders, veterans and/or wounded warriors through the Northrop Grunman Seats for Service program. In addition, joined by Dietz & Watson, the team honors active and veteran servicemen and women with the Hometown Hero Award during the pre-game presentation of the game ball to the head referee. At right, Justin Forsett visited the 459th Air Refueling Wing at Joint Base Andrews, MD.



GAMEPLANEARTH

Through a variety of initiatives, the Ravens plan to make Baltimore a more sustainable city by informing fans about the growing environmental challenges and educating them on how to recycle, reuse and conserve. In 2014, the Ravens launched GamePlanEarth (GPE), a week of environmental initiatives established and led by the Ravens to help better the Baltimore community. GPE is an extension of the organization's annual Earth Day celebration and the continued efforts to reinforce M&T Bank Stadium's LEED Gold Certification. The team has partnered with organizations, including Parks & People Foundation, Baltimore Community Took Bank, Healthy Harbor, Baltimore Office of Sustainability and Green Street Academy.



YOUTH FOOTBALL & CONCUSSION AWARENESS

Ravens RISE is the team's football outreach program that provides opportunities for football players from youth to high school levels, inspiring them to "Play Like A Raven." The program offers Heads Up Football coaching clinics, Ravens home game ticket donations, monetary donations to high school football programs, 7-on-7 football tournaments and the opportunity for team representatives to be honored as High School Coach of the Week and Team Mom of the Year. To date, there are over 9,000 active participants in the Ravens RISE program. Interested players, coaches or team moms are encouraged to register and become part of the Ravens RISE youth football movement.



PLAY 60

PLAY 60, the NFL's campaign designed to promote healthy and active lifestyles among today's youth, is brought to life and implemented by the Ravens through Fuel up to PLAY 60 kits, player-led assemblies, contests and sports clinics. Special partnerships with the American Dairy Association North East and the Partnership for a Healthier Carroll County, Inc. allowed the Ravens to deliver the PLAY 60 message to more than 14,000 youth in 2015. At right, Kendrick Lewis joined teammates for Hometown Huddle, an event where 100 local youth tested their physical endurance and ability to work as a team in order to complete various activities.





RAVENS IN OUR COMMUNITY

FEMALE LEADERSHIP CONFERENCE

The Ravens host their annual L.I.F.T. (Leading and Inspiring Females to Thrive) Conference, a leadership seminar for female-students athletes from Baltimore City and Baltimore County Public high schools. Two sophomore- or junior-ranking students are designated from each participating school and chosen by their respective athletic director. The criteria to be selected included those student-athletes who serve as both an “untitled leader” and “unsung hero” for their sports program. The event is designed to empower the next generation female student-athletes and develop their leadership skills, helping them succeed both on and off the playing field.



BREAST CANCER AWARENESS

The Ravens continue their support for Breast Cancer Awareness (BCA) Month, and each season their efforts are kicked off at a designated home game in October. During pre-game festivities, a group of women who are breast cancer survivors, undergoing treatment or lost family members to breast cancers, are honored in an on-field tribute during the singing of the National Anthem. In 2015, the Ravens hosted a “Sip & Paint Night” at M&T Bank Stadium, where players joined women for a fun evening and an instructional painting session. For the past five years, the Ravens’ Team Purple support the American Cancer Society for its annual Making Strides Against Breast Cancer Walk and have raised over \$115,000.



FOOD COLLECTION EFFORTS

The Ravens provide financial support to the Maryland Food Bank (MFB) through the team’s food collection efforts every season. In celebration of the Ravens 20th season and 20 years of supporting the MFB, the team launched their 2015 efforts with the goal to collect over 20,000 pounds of food. Ravens Brandon Williams (right) helped lead the team’s efforts which included the 20th annual Family Food & Funds Drive, Giant Food stores pre-packaged food box purchases and an internal Ravens players vs. staff food collection challenge at the Under Armour Performance Center. With the help of fans to #FeedTheFlock, the team surpassed its goal and donated over 27,000 pounds of food to the MFB.



HOLIDAY HAPPENINGS

Thanks to Ravens players, thousands of families received support, including food and presents, during the holidays. Food distributions and meal services were led by Kamar Aiken, Morgan Cox, Carl Davis, Lawrence Guy, Sam Koch, Kapron Lewis-Moore, Justin Tucker, Brent Urban, Lardarius Webb and Marshal Yanda. In December 2015, Ravens Steve Smith Sr. (right) hosted the 11th annual Holiday Helpers event at a Target store in Owings Mills. Ravens teammates, mascot Poe and Cheerleaders served as personal shoppers for children who received gift certificates and jerseys courtesy of the Ravens players and coaches. Several players hosted and supported additional events in December, including clothing drives, hospital visits and special gift-giving celebrations.





Marshal Yanda



Elvis Dumervil

11

WIDE RECEIVER
6-2 | 215



KAMAR AIKEN

COLLEGE: CENTRAL FLORIDA **HS:** CHAMINADE-MADONNA (HOLLYWOOD, FL)

BORN: 5/30/89, MIAMI, FL

EXP. (NFL/RAVENS): 4/3 **GP/GS (PLAYOFFS):** 35/14 (2/0)

— KEY TRANSACTIONS —

- Re-signed with the Ravens on 4/20/15
- Elevated to Baltimore's active roster on 12/30/13
- Signed to the Ravens' practice squad on 10/30/13
- Originally signed with Buffalo as a RFA on 7/28/11

— CAREER HIGHLIGHTS —

- In 2015, recorded career and team highs in receptions (75), receiving yards (944) and receiving TDs (5) for the league's No. 8 passing attack (266.9 ypg), which gained a single-season team-record 4,271 net passing yards
- Finished the 2015 season with nine-straight five-catch games, the longest such streak in team history and the NFL's third-longest active streak entering 2016
- Established career highs with 8 catches and 128 receiving yards in his first-career 100-yard receiving game vs. KC (12/20/15)
- Returned a blocked punt by S Darian Stewart 11 yards for a TD vs. Jax. (12/14/14)

— PERSONAL —

- Participated in a shadowing program with the FBI and Secret Service during the summer of 2014
- Certified in scuba diving and would someday like to dive in Aruba
- Older brother, Leon Woodstock, attended high school with OLB Elvis Dumervil
- Steve Smith Sr. is the NFL player Aiken admires most

— SEASON RECAPS —

2015: (BALTIMORE RAVENS – 16/14)

- Recorded career and team highs in receptions (75), receiving yards (944) and receiving TDs (5) for the league's No. 8 passing attack (266.9 ypg), which gained a single-season franchise-record 4,271 net passing yards
- Secured a game-high 76 receiving yards on 5 catches (15.2 avg.) at Cin. (1/3/16)...Finished the season with nine-consecutive five-catch games, the longest such streak in franchise history
- Registered game and career highs in receptions (8, since tied) and receiving yards (128), his first-career 100-yard output, vs. KC (12/20)...Matched a career-long 48-yard reception on a Hail Mary TD from QB Jimmy Clausen to close out the first half
- Recorded 6 catches for 1 TD and a team-high 80 receiving yards in the 33-27 victory at Cle. (11/30)
- Caught a 3-yard fourth-quarter TD pass from QB Joe

Flacco, Baltimore's first of 13 unanswered points, in the 16-13 victory vs. STL (11/22)...Posted 5 catches for 50 yards

- Recorded 6 catches (all first downs) for 62 yards for an offense that gained 365 total net yards in the 29-26 victory vs. SD (11/1)...Gained 59 second-half receiving yards after WR Steve Smith Sr. left the contest due to injury
- Caught 4 passes for 78 yards (19.5 avg.), including a career-long 48-yarder, vs. Cle. (10/11)
- Scored a critical third-quarter TD, finishing the game with 77 yards on 5 receptions (15.4 avg.), for an offense that scored 16 unanswered points in the 23-20 come-from-behind, overtime victory at Pit. (10/1)
- Posted 89 receiving yards on 5 receptions (17.8 avg.) for an offense that produced the sixth-most net yards (493) in franchise history at Oak. (9/20)

2014: (BALTIMORE RAVENS – 16/0, 2/0)

- Finished the season with 24 receptions for 267 yards and 3 TDs for an offense that established franchise single-season records in yards (5,838) and points scored (409)
- Subbed and netted 1 reception for his first-career postseason TD (19-yarder), part of a Ravens' single-game postseason-franchise-record 4 passing TDs by QB Joe Flacco, in the Divisional Playoff game at NE (1/10/15)
- Recovered a blocked punt by S Darian Stewart and returned it 11 yards for a TD in the 20-12 victory vs. Jax. (12/14)
- Recorded his first-career TD reception (finished with 2 catches for 20 yards) before leaving the contest with a concussion in the 48-17 victory in game 6 at TB (10/12)
- Recorded his first-career reception (finished with 4 catches for 30 yards) in the season opener vs. Cin. (9/7)

2013: (NEW ENGLAND & BALTIMORE – 0/0)

- Appeared in three preseason games with the Patriots, recording 2 catches for 23 yards, before being released on 8/26...Joined the Ravens' practice squad on 10/30

2012: (BUFFALO, CHICAGO & NEW ENGLAND – 1/0)

- Saw action in one game (12/23 at Jax.) while with NE
- Was on the Patriots' active roster for four games, including two postseason contests
- Was a member of the Bears' practice squad after spending training camp with the Bills

2011: (BUFFALO BILLS – 2/0)

- Posted 1 special teams stop for the Bills after being signed to the active roster from their practice squad on 11/22
- Made his NFL debut at NYJ (11/27) after being signed to the Bills' active roster from their practice squad on 11/22

11 KAMAR AIKEN

— COLLEGE —

- Played in 49 games at Central Florida, totaling 121 catches for 1,924 yards and 17 TDs in four seasons (2007-10)
- Appeared in 14 games (13 starts) as a senior, finishing with 32 receptions for 486 yards and 2 TDs
- Had a reception in all 12 games he played as a junior, posting career highs in receptions (36), receiving yards (610) and TDs (9)
- Recorded 20 catches for 244 yards and 1 TD as a sophomore
- Set Central Florida freshman receiving records with 33 catches, 584 yards and 5 TDs as a true freshman in 2007
- Graduated with a degree in criminal justice

— HIGH SCHOOL —

- Played on both sides of the ball at Chaminade-Madonna (Hollywood, FL) HS, earning Class 2A All-State honors at DB as a senior by the Florida Sports Writers Association
- Recorded 60 tackles and 5 INTs, including a school-record 95-yard INT return for a TD...Compiled 1,000 scrimmage yards with 15 TDs on offense



— AIKEN'S COMMUNITY IMPACT —

- Supported the Ravens Hometown Huddle by taking part in the annual Ravens TEAM Challenge at M&T Bank Stadium (2015) and joined teammates and cheerleaders to complete various activities alongside Francis Scott Key Elementary-Middle School students...The NFL/United Way Hometown Huddle is a league-wide day of service bringing awareness and impact to the issue of youth health and fitness
- Personally shopped for and delivered gifts to a deserving Goodwill Family (2015)
- Served food to children at St. Vincent's Villa for Thanksgiving dinner (2015)
- Helped promote PLAY 60, the NFL movement for an active generation, by participating in a PLAY 60 Challenge Kickoff assembly at Lyons Mill Elementary School (2015), a PLAY 60 youth football clinic at Fort Meade for children whose parents currently serve in the U.S. Military (2014)...Additionally, joined teammates and local coaches at the Hispanic Heritage Month football clinic to teach predominantly Hispanic children the fundamentals of football (2014)
- Supported the Ravens Touchdown for Teachers program by visiting Mars Estates Elementary School to celebrate grand prize winner Julie Macro (2015)
- Participated in the 10th annual Holiday Helpers event at Target to shop for gifts with Baltimore youth in need (2014)
- Alongside Giant Food, helped distribute 150 holiday food baskets to families in need at the Harry and Jeanette Weinberg Family Center YMCA (2014)
- Hosts an annual youth football camp geared toward children in foster homes in his hometown of Hollywood, FL
- Consistently supports teammates' charitable endeavors, including the Lardarius Webb Charity Softball Game

AIKEN SHINED IN 2015

After WR Steve Smith Sr. (Achilles) was lost for the season on Nov. 1, WR Kamar Aiken posted at least 5 receptions in nine-straight games. Aiken's nine-consecutive five-catch games rank as the NFL's third-longest active streak entering 2016 and the longest such streak in Ravens franchise history.

CONSECUTIVE GAMES W/ AT LEAST 5 RECEPTIONS (Current NFL Streaks Entering 2016)

Player (Team)	Games
Julio Jones (Atl.)	12
Antonio Brown (Pit.)	10
Kamar Aiken (Bal.)	9

CONSECUTIVE GAMES W/ AT LEAST 5 RECEPTIONS (Ravens History)

Player	Games	Season
Kamar Aiken	9	2015
Derrick Mason	8	2007
Steve Smith Sr.	6	2014
Ray Rice	6	2011
Qadry Ismail	6	1999

DID YOU KNOW?

Entering 2016, John Harbaugh owns the second-most playoff victories (10, tied with George Seifert) by a head coach in his first eight seasons (since the 1970 merger). He is the only head coach in NFL history to win a playoff game in each of his first four and five seasons. He and his brother, Jim (formerly of the 49ers), are also the only coaches to advance to three conference championships in the first five years of a coaching career. Under "Harbs," the Ravens are one of only five teams with at least six playoff berths in the past eight seasons: Green Bay (7), New England (7), Baltimore (6), Cincinnati (6) and Indianapolis (6).

11 KAMAR AIKEN

2015

GAME-BY-GAME OFFENSE

Date/Opp.	RECEIVING					RUSHING				
	No.	Yds.	Avg.	LG	TD	No.	Yds.	Avg.	LG	TD
9/13 @ Den.	1	-1	-1.0	-1	0	0	0	0.0	0	0
9/20 @ Oak.	5	89	17.8	38	0	0	0	0.0	0	0
9/27 vs. Cin.	0	0	0.0	0	0	0	0	0.0	0	0
10/1 @ Pit.	5	77	15.4	20	1	0	0	0.0	0	0
10/11 vs. Cle.	4	78	19.5	48	0	0	0	0.0	0	0
10/18 @ SF	3	22	7.3	12	1	0	0	0.0	0	0
10/26 @ Ari.	1	6	6.0	6	0	0	0	0.0	0	0
11/1 vs. SD	6	62	10.3	18	0	0	0	0.0	0	0
11/15 vs. Jax.	7	73	10.4	29	0	0	0	0.0	0	0
11/22 vs. STL	5	50	10.0	18	1	0	0	0.0	0	0
11/30 @ Cle.	6	80	13.3	27	1	0	0	0.0	0	0
12/6 @ Mia.	6	48	8.0	11	0	0	0	0.0	0	0
12/13 vs. Sea.	5	90	18.0	37	0	0	0	0.0	0	0
12/20 vs. KC	8	128	16.0	48t	1	0	0	0.0	0	0
12/27 vs. Pit.	8	66	8.3	17	0	0	0	0.0	0	0
1/3/16 @ Cin.	5	76	15.2	20	0	0	0	0.0	0	0
Totals	75	944	12.6	48t	5	0	0	0.0	0	0



NOTE THE QUOTE

ESPN.com's Jamison Hensley on WR Kamar Aiken's 2015 performance: "In a Ravens season defined by injuries – 20 players on injured reserve – no one stepped up more than Aiken. He went from a journeyman receiver who didn't have a catch in his first three seasons to being Baltimore's go-to target in the second half of the season. Aiken ranks in the top 15 in the NFL in receptions (75), receiving yards (944) and first downs since Steve Smith went on injured reserve. Plus, Aiken has performed at a high level despite catching passes from four different starting quarterbacks (Joe Flacco, Matt Schaub, Jimmy Clausen and Ryan Mallett)."

The Baltimore Sun's Jon Meoli on WR Kamar Aiken's role as the Ravens' No. 1 wide receiver in 2015: "The proverbial last man standing of [the wide receiver] group, Aiken has become the favored target of quarterbacks Joe Flacco and Matt Schaub since Steve Smith Sr. suffered a season-ending Achilles tendon injury. He's being found more on the underneath routes that suit him and is quieting doubts that he can be a consistent producer in a team's wide receiver rotation."

Head coach John Harbaugh on WR Kamar Aiken's progress during the 2015 season: "I think he's making plays. That's the main thing with Kamar; he just comes up, and he makes plays. He is about as good and tough a competitor as you're ever going to see. He's running good routes, he learns from his mistakes, and he doesn't get flustered. You know his personality. He just doesn't get frazzled. He's a real tenacious personality and a very persistent human being, and I think that's a big part of his success."

REGULAR SEASON

Year	Team	GP	GS	RECEIVING					RUSHING				
				No.	Yards	Avg.	LG	TD	No.	Yards	Avg.	LG	TD
2011	Buffalo	2	0	0	0	0.0	0	0	0	0	0	0	0
2012	Buf./Chi./NE [^]	1	0	0	0	0.0	0	0	0	0	0	0	0
2013	NE/Bal.	0	0	ON RAVENS' PRACTICE SQUAD					--	--	--	--	--
2014	Baltimore	16	0	24	267	11.1	24	3	0	0	0.0	0	0
2015	Baltimore	16	14	*75	*944	12.6	48t	*5	0	0	0.0	0	0
Totals		35	14	99	1,211	12.2	48t	8	0	0	0.0	0	0

*LED TEAM

[^]PLAYED 1 GAME OF THE 2012 SEASON WITH NE

SPECIAL TEAMS TACKLES (5): 2011 (1); 2014 (4)

CAREER SINGLE-GAME HIGHS (REGULAR SEASON)

RECEIVING

Receptions:
8 2 times (last: 12/27/15 vs. Pit.)
Yardage:
128 (12/20/15 vs. KC)

Long Gain:
48 2 times (last: 12/20/15 vs. KC)
Touchdowns:
1 8 times (last: 12/20/15 vs. KC)

RUSHING

Carries:
None
Yardage:
None
Long Gain:
None
Touchdowns:
None

100-yard Receiving Games: 1 (128, 12/20/15 vs. KC)

Additional Statistics: Returned a blocked punt 11 yards for a TD vs. Jax. (12/14/14), marking the Ravens' first blocked punt for a TD since 11/23/03

POSTSEASON

Year	Team	GP	GS	RECEIVING					RUSHING				
				No.	Yards	Avg.	LG	TD	No.	Yards	Avg.	LG	TD
2014	Baltimore	2	0	2	23	11.5	19t	1	0	0	0.0	0	0
Totals		2	0	2	23	11.5	19t	1	0	0	0.0	0	0

37

RUNNING BACK
6-0 | 222



JAVORIUS ALLEN

COLLEGE: SOUTHERN CALIFORNIA **HS:** LINCOLN (TALLAHASSEE, FL)
BORN: 8/27/91, TALLAHASSEE, FL
EXP. (NFL/RAVENS): 2/2 **GP/GS (PLAYOFFS):** 16/6 (0/0)



— KEY TRANSACTIONS —

- Selected by the Ravens in the fourth round (125th overall) of the 2015 NFL Draft
- Was the second of three Ravens' draft picks (OLB Za'Darius Smith – 122nd and CB Tray Walker – 136th) chosen in the fourth round
- Declared for the 2015 NFL Draft after his junior season

— CAREER HIGHLIGHTS —

- Gained 514 rushing yards and 1 TD on 137 carries (3.8 avg.) and 353 receiving yards and 2 TDs on 45 receptions (7.8) in 16 games as a rookie in 2015
- Was part of a 2015 offense that totaled a single-season franchise-record 4,271 net passing yards and the second-most total net yards (5,749) in team history
- Became the 25th player in team history to post 170 scrimmage yards (107 receiving on 12 receptions and 63 rushing on 17 attempts) at Mia. (12/6/15)...Had a career-long 41-yard TD catch in the contest

— PERSONAL —

- Often goes by the nickname of "Buck"...First name pronounced "juh-VAR-us"
- Delivered the commencement address at USC's student-athlete graduation ceremony in May 2015
- First job was tending pigs in his hometown

— SEASON RECAPS —

2015: (BALTIMORE RAVENS – 16/6)

- Posted 514 rushing yards and 1 TD on 137 carries (3.8 avg.) and 353 receiving yards and 2 TDs on 45 receptions (7.8)... The Ravens produced the second-most total net yards (5,749) in team history
- Scored his first-career rushing TD on a 3-yard plunge and totaled 114 scrimmage yards (a career-high 77 rushing on 17 carries and 35 receiving on 5 catches) in the 20-17 victory vs. Pit. (12/27)

- Tallied career and game highs with 12 catches (third most in franchise history) for 107 receiving yards and a career-long 41-yard TD reception, adding 17 carries for 63 rushing yards, at Mia. (12/6)...Marked the 25th game in Ravens history a player reached 170 scrimmage yards
- Made his first-career NFL start, scored his first-career TD (13-yard reception) and generated 84 scrimmage yards (55 rushing and 29 receiving) in the 33-27 victory at Cle. (11/30)
- Gained 115 scrimmage yards, 67 rushing and 48 receiving, and a game-high 5 first downs after the first-quarter injury to RB Justin Forsett in the 16-13 victory vs. STL (11/22)

— COLLEGE —

- Competed in 30 games (17 starts) at USC, posting 2,306 rushing yards (14th in school history) and 25 TDs on 417 carries (5.5 avg.)...Also had 63 receptions for 710 yards (11.3 avg) and 2 TDs
- Earned first-team (coaches and media) and second-team (*Phil Steele*) All-Pac-12 and Third-team All-American (*CollegeSportsMadness.com*) honors as a junior in 2014... Was a Doak Walker Award (nation's top RB) semifinalist... Tallied 276 carries for a team-best 1,489 yards (5.4 avg.) and 11 TDs, adding 41 catches for 458 yards (11.2 avg) and 1 TD
- One of three players in the nation with at least 1,450 rushing and 450 receiving yards and the only player with 13 games of 100-plus yards from scrimmage (totaling 1,947) in 2014
- Named USC's MVP (team vote) after rushing 135 times for 785 yards (5.8 avg.) and 14 TDs as a sophomore in 2013... Added 22 catches for 252 yards (11.5 avg) and 1 TD...Posted a single-game school-record 135 rushing yards with 6-or-fewer carries in a road game vs. California
- Graduated with a degree in sociology

— HIGH SCHOOL —

- Prepped at Lincoln (Tallahassee, FL) HS, where he was named an ESPNU Top 150, *SuperPrep* All-Dixie honoree and *PrepStar* All-Southeast choice as a senior
- Ran for more than 1,500 yards as a senior in 2010, leading Lincoln to the Florida state Class 4A title
- Also competed in long jump, posting a best of 22-9 ½

— ALLEN'S COMMUNITY IMPACT —

- Advocated for the continuation of state funding for the Boys and Girls Clubs of the Big Bend in Tallahassee, FL (2016)
- Alongside the Lady Ravens Association, helped distribute coats and warm weather gear to homeless men at the annual Helping Up Mission Coat Distribution (2015)
- Helped promote PLAY 60, the NFL movement for an active generation, by participating in an assembly at General John Stricker Middle School (2015)



37 JAVORIUS ALLEN

2015

GAME-BY-GAME OFFENSE

Date/Opp.	RUSHING					RECEIVING				
	No.	Yds.	Avg.	LG	TD	No.	Yds.	Avg.	LG	TD
9/13 @ Den.	9	30	3.3	8	0	1	4	4.0	4	0
9/20 @ Oak.	1	5	5.0	5	0	1	2	2.0	2	0
9/27 vs. Cin.	3	12	4.0	9	0	0	0	0.0	0	0
10/1 @ Pit.	5	19	3.8	12	0	0	0	0.0	0	0
10/11 vs. Cle.	8	58	7.3	44	0	0	0	0.0	0	0
10/18 @ SF	4	13	3.3	8	0	1	8	8.0	8	0
10/26 @ Ari.	3	25	8.3	15	0	1	10	10.0	10	0
11/1 vs. SD	4	1	0.3	4	0	3	30	10.0	19	0
11/15 vs. Jax.	5	19	3.8	12	0	1	4	4.0	4	0
11/22 vs. STL	22	67	3.0	17	0	5	48	9.6	14	0
11/30 @ Cle.	12	55	4.6	21	0	4	29	7.3	13t	1
12/6 @ Mia.	17	63	3.7	16	0	12	107	8.9	41t	1
12/13 vs. Sea.	8	14	1.8	5	0	5	44	8.8	17	0
12/20 vs. KC	4	18	4.5	9	0	0	0	0.0	0	0
12/27 vs. Pit.	17	77	4.5	14	1	5	35	7.0	10	0
1/3/16 @ Cin.	15	38	2.5	14	0	6	32	5.3	13	0
Totals	137	514	3.8	44	1	45	353	7.8	41t	2



BEHIND ENEMY LINES

The Ravens are 10-6 on the road in all-time postseason play, posting the best road winning percentage (.625) since the 1970 merger. (Baltimore is 7-5 on the road during the John Harbaugh Era, which began in 2008.)

NFL POSTSEASON WINNING PCT. / ROAD GAMES (Since 1970 Merger)

Rk.	Team	Record	Pct.
1.	Baltimore Ravens	10-6	.625
2.	Carolina Panthers	4-3	.571
	New York Giants	8-6	.571
4.	San Diego Chargers	5-6	.455
5.	Pittsburgh Steelers	8-11	.421

Road Wins Quick Hit:

- Baltimore owns the NFL's most road playoff victories (10) since the 1970 merger. In all-time pro football history (prior to 1970), Baltimore ranks second to Green Bay (11, since 1919) for the most road playoff victories ever.

BEST POSTSEASON MARK

The Ravens own the best playoff winning percentage (.652) in NFL history, compiling a 15-8 mark.

PLAYOFF WINNING PERCENTAGE (Since 1970 Merger)

Rk.	Team	Record	Pct.
1.	Baltimore Ravens**	15-8	.652
2.	New York Giants****	20-11	.645
3.	San Francisco 49ers*****	30-19	.612
4.	New England Patriots****	28-18	.609
5.	Pittsburgh Steelers*****	34-22	.607

* Indicates number of Super Bowl titles



REGULAR SEASON

Year	Team	GP	GS	RUSHING					RECEIVING				
				No.	Yards	Avg.	LG	TD	No.	Yards	Avg.	LG	TD
2015	Baltimore	16	6	137	514	3.8	*44	1	45	353	7.8	41t	2
Totals		16	6	137	514	3.8	44	1	45	353	7.8	41t	2

* LED TEAM

CAREER SINGLE-GAME HIGHS (REGULAR SEASON)

RUSHING

Carries:
22 (11/22/15 vs. STL)

Yardage:
77 (12/27/15 vs. Pit.)

Long Gain:
44 (10/11/15 vs. Cle.)

Touchdowns:
1 (12/27/15 vs. Pit.)

RECEIVING

Receptions:
12 (12/6/15 at Mia.)

Yardage:
107 (12/6/15 at Mia.)

Long Gain:
41t (12/6/15 at Mia.)

Touchdowns:
1 2 times (last: 12/6/15 at Mia.)

100-yard Receiving Games: 1 (107 yards, 12/6/15 at Mia.)

24

CORNERBACK
5-10 | 186



KYLE ARRINGTON

COLLEGE: HOFSTRA HS: GWYNN PARK (BRANDYWINE, MD)

BORN: 8/12/86, ACCOKEEK, MD

EXP. (NFL/RAVENS): 8/2 GP/GS (PLAYOFFS): 102/60 (12/8)



— KEY TRANSACTIONS —

- Signed with the Ravens on 5/14/15
- Re-signed with the Patriots on 3/16/13
- Re-signed with New England on 7/30/11
- Originally signed to Philadelphia's practice squad as a rookie free agent on 9/3/08

— CAREER HIGHLIGHTS —

- Set career highs with 77 tackles, 15 PD, 7 INTs (tied GB's Charles Woodson and SD's Eric Weddle for most in the NFL) and 92 INT return yards, en route to an appearance in Super Bowl XLVI with the Patriots in 2011
- Scored 2 TDs in 2010 – returned a blocked FGA at Mia. (10/4/10) and his first-career INT vs. GB (12/19/10)

— PERSONAL —

- He and wife, Vashonda, have a son, Kyle (3)
- Earned a black belt in Tae Kwon Do in middle school

— SEASON RECAPS —

2015: (BALTIMORE RAVENS – 15/4)

- Totaled 28 tackles (22 solo), 3 PD and 1 FF for the NFL's eighth-ranked defense (337.4 ypg), which finished No. 2 overall (291.1 ypg) and No. 1 vs. the pass (183.3 ypg) over the season's final eight games
- Subbed for a defense that allowed a season-low 8 first downs, held Miami to 30.8% (4 of 13) on third down and permitted just 86 yards on 9-of-19 passing at Mia. (12/6)
- Started and recorded 2 tackles, helping limit the Steelers to 96 net passing yards at Pit. (10/1)
- Started and tallied 4 solo tackles and 1 QB hit – resulting in a 24-yard INT-TD by Jimmy Smith – for a defense that did not allow a TD and held the Broncos to just 150 net passing yards at Den. (9/13)

2014: (NEW ENGLAND PATRIOTS – 14/4, 3/3)

- Registered 34 tackles (28 solo), 4 PD, 2 FFs, 1 sack and 1 FR
- Started all 3 postseason contests and contributed 8 tackles, helping the Patriots to a victory in Super Bowl XLIX

- Recorded a season-high 7 tackles (4 solo), 1 FF and 1 FR (returned for 9 yards) vs. Cin. (10/5)

2013: (NEW ENGLAND PATRIOTS – 16/12, 2/1)

- Finished with 58 tackles (47 solo), 13 PD, a career-high 2 FFs, a career-high 2 sacks (-11 yards) and 1 INT
- Collected 8 tackles (4 solo), 1 sack and 1 PD in the 41-7 victory at Bal. (12/22)
- Recorded 3 tackles and 1 sack and a career-high-tying 3 PD vs. NO (10/13)

2012: (NEW ENGLAND PATRIOTS – 16/12, 2/0)

- Was fourth on the team with 64 tackles (55 solo), 11 PD, 1 FF and 1 FR
- Started and produced 5 tackles (3 solo), 2 PD and 2 special teams stops vs. Ind. (11/18)
- Netted 7 tackles (all solo) at Bal. (9/23)

2011: (NEW ENGLAND PATRIOTS – 16/14, 3/3)

- Established career highs in tackles (77), PD (15 - led the team), INTs (7 - tied for most in the NFL) and INT return yards (92), adding 1 FR
- Started all three postseason contests and posted 17 tackles (12 solo), 1 PD and 1 FF en route to an appearance in Super Bowl XLVI
- Posted a career-high 10 stops (all solo) and 2 PD at Phi. (11/27)
- Collected 4 tackles (3 solo), 2 PD and a career-high-tying 2 INTs (returned for 44 yards) vs. KC (11/21)
- Started and collected 6 tackles (3 solo), 3 PD and a career-high 2 INTs (returned for 37 yards) at Buf. (9/25)

2010: (NEW ENGLAND PATRIOTS – 16/14, 1/1)

- Totaled 59 tackles (49 solo), 1 INT (returned for a 36-yard TD) and 5 PD...Returned a blocked FGA 35 yards for a TD
- Registered 4 solo tackles, 2 PD and his first-career INT, which he returned 36 yards for a TD vs. GB (12/19)
- Returned a blocked FGA 35 yards for his first-career TD at Mia. (10/4)...Arrington's score was the Patriots' first TD from a blocked FGA since 1987...Also registered 7 tackles (5 solo) from scrimmage
- Started his first-career game and tallied 3 tackles (2 solo) vs. Buf. (9/26)

— ARRINGTON'S COMMUNITY IMPACT —

- Organized a Holiday Purse Drive to benefit the House of Ruth Maryland (2015)
- Partnered with a local Food Lion Grocery Store to help provide Thanksgiving dinner to 250 underserved Baltimore families (2015)



24 KYLE ARRINGTON

2015

GAME-BY-GAME DEFENSE

RAVENS

Date/Opp.	TT	Solo	Asst.	Sacks	INT	PD	FF	FR
9/13 @ Den.	4	4	0	0-0	0-0	0	0	0
9/20 @ Oak.	5	3	2	0-0	0-0	0	0	0
9/27 vs. Cin.	2	2	0	0-0	0-0	0	0	0
10/1 @ Pit.	2	1	1	0-0	0-0	0	0	0
10/11 vs. Cle.	3	3	0	0-0	0-0	1	0	0
10/18 @ SF	2	2	0	0-0	0-0	0	0	0
10/26 @ Ari.	0	0	0	0-0	0-0	0	0	0
11/1 vs. SD	1	1	0	0-0	0-0	1	0	0
11/15 vs. Jax.	0	0	0	0-0	0-0	0	0	0
11/22 vs. STL	0	0	0	0-0	0-0	0	0	0
11/30 @ Cle.	0	0	0	0-0	0-0	0	0	0
12/6 @ Mia.	0	0	0	0-0	0-0	0	0	0
12/13 vs. Sea.	2	2	0	0-0	0-0	0	0	0
12/20 vs. KC	INACTIVE - BACK							
12/27 vs. Pit.	4	3	1	0-0	0-0	1	0	0
1/3/16 @ Cin.	3	1	2	0-0	0-0	0	1	0
Totals	28	22	6	0-0	0-0	3	1	0



2009: (TAMPA BAY & NEW ENGLAND – 9/0, 1/0)

- Saw action in one game with Tampa Bay and eight with New England, finishing second on the Patriots with 17 special teams tackles after being elevated to New England's active roster from their practice squad on 11/8
- Played in his first-career playoff game and recorded a FR in the Wild Card game vs. Bal. (1/10/10)
- Totaled a career-high 5 special teams tackles (highest single-game total by a Patriot since 2002) vs. Jax. (12/27)

— COLLEGE —

- Saw action in 38 games (28 starts) during his four-year career at Hofstra, recording 146 total tackles, 2 INTs, 8 PD, 4 FFs and 1 FR
- Started all 10 games, recording 53 tackles, 1 INT, 2 FFs and 1 FR as a senior in 2007
- Started all 11 games and finished second on the team with a career-high 69 tackles (38 solo), led the team with 5 PD and collected 1 INT and 1 FF as a junior in 2006
- Graduated with a degree in sociology

— HIGH SCHOOL —

- Prepped at Gwynn Park (Brandywine, MD), where he earned second-team All-County honors, while leading the Yellow Jackets to the regional championship as a team captain his senior year

REGULAR SEASON

Year	Team	GP	GS	TACKLES			SACKS		INTERCEPTIONS					FUMBLES				
				TT	Solo	Asst.	No.	Yards	No.	Yards	LG	TD	PD	FF	FR	Yards		
2009	TB/NE*	9	0	0	0	0	0.0	0.0	0	0	0	0	0	0	0	0	0	0
2010	New England	16	14	59	49	10	0.0	0.0	1	36t	36t	1	5	0	0	0	0	
2011	New England	16	14	77	60	17	0.0	0.0	7	92	28	0	15	0	1	0	0	
2012	New England	16	12	64	55	9	0.0	0.0	0	0	0	0	11	1	1	0	0	
2013	New England	16	12	58	47	11	2.0	11.0	1	5	5	0	13	2	0	0	0	
2014	New England	14	4	34	28	6	1.0	0.0	0	0	0	0	4	2	1	9	0	
2015	Baltimore	15	4	28	22	6	0.0	0.0	0	0	0	0	3	1	0	0	0	
Totals		102	60	320	261	59	3.0	11.0	9	133	36t	1	51	6	3	9		

*PLAYED 1 GAME OF THE 2009 SEASON WITH TB

SPECIAL TEAMS TACKLES (61): 2009 (17), 2010 (16), 2011 (10), 2012 (9), 2013 (4), 2014 (5)

CAREER SINGLE-GAME HIGHS (REGULAR SEASON)

Total Tackles: 10 (11/27/11 at Phi.)	INTs: 2 2 times (last: 11/21/11 vs. KC)	Forced Fumbles: 2 (9/8/13 at Buf.)
Solo Tackles: 10 (11/27/11 at Phi.)	Passes Defensed: 3 2 times (last: 10/13/13 vs. NO)	Fumble Recoveries: 1 3 times (last: 10/5/14 vs. Cin.)
Sacks: 1 3 times (last: 9/14/14 at Min.)		

Additional Statistics: Returned a blocked FGA 36 yards for a TD (at Mia. 10/4/10)

POSTSEASON

Year	Team	GP	GS	TACKLES			SACKS		INTERCEPTIONS					FUMBLES				
				TT	Solo	Asst.	No.	Yards	No.	Yards	LG	TD	PD	FF	FR	Yards		
2009	New England	1	0	0	0	0	0.0	0.0	0	0	0	0	0	0	0	1	0	0
2010	New England	1	1	2	2	0	0.0	0.0	0	0	0	0	0	0	0	0	0	0
2011	New England	3	3	17	12	5	0.0	0.0	0	0	0	0	1	1	0	0	0	
2012	New England	2	0	6	4	2	0.0	0.0	0	0	0	0	1	0	0	0	0	
2013	New England	2	1	8	5	3	0.0	0.0	0	0	0	0	0	0	0	0	0	
2014	New England	3	3	8	6	2	0.0	0.0	0	0	0	0	0	0	0	0	0	
Totals		12	8	41	29	12	0.0	0.0	0	0	0	0	2	1	1	0		

86

TIGHT END
6-4 | 260



NICK BOYLE

COLLEGE: DELAWARE **HS:** HIGH POINT REGIONAL (SUSSEX, NJ)

BORN: 2/17/93, POMPTON PLAINS, NJ

EXP. (NFL/RAVENS): 2/2 **GP/GS (PLAYOFFS):** 11/2 (0/0)

— KEY TRANSACTIONS —

- Selected by the Ravens in the fifth round (171st overall) of the 2015 NFL Draft
- Was the first of two Baltimore draft picks in the fifth round (G Robert Myers – 176th)

— CAREER HIGHLIGHTS —

- Registered 153 yards on 18 receptions (8.5 avg.) for the league's No. 8 passing attack (266.9 ypg), which gained a single-season franchise-record 4,271 net passing yards, as rookie in 2015
- Set career highs in receiving yards (35) and receptions (3, tied) vs. Jax. (11/15/15)...Secured a career-long 25-yard reception on Baltimore's opening play

— PERSONAL —

- Has two sisters who were college athletes: Lauren was a four-year starter in basketball at Muhlenberg (PA) College, and Kate played soccer for two seasons at Susquehanna (PA) University

— SEASON RECAPS —

2015: (BALTIMORE RAVENS – 11/2)

- Registered 153 yards on 18 receptions (8.5 avg.) for the league's No. 8 passing attack (266.9 ypg), which gained a single-season franchise-record 4,271 net passing yards
- Posted 3 catches for 15 yards at Mia. (12/6)
- Gained a career-high 35 receiving yards on 3 receptions vs. Jax. (11/15)...Posted a career-long 25-yard reception on Baltimore's first play from scrimmage
- Caught a QB Joe Flacco pass to convert a 2-point attempt and posted 20 yards on 2 receptions at Ari. (10/26)
- Recorded his first-career NFL start, posting 12 receiving yards on 3 catches for an offense that scored 16 unanswered points in the 23-20 come-from-behind, OT

victory at Pit. (10/1)...Secured a key 7-yard reception to convert a first down on fourth-and-1 on a drive that ended in a K Justin Tucker FG in the fourth quarter

— COLLEGE —

- Played in 41 games (36 starts) at Delaware, catching 101 passes for 984 yards (9.7 avg.) and 12 TDs...Became Delaware's all-time leader among TEs for receptions and ranked No. 2 in receiving yards and TDs
- Posted 37 catches for 304 yards and 4 TDs as a senior in 2014, earning first-team All-CAA and second-team (The Sports Network) and third-team (Beyond Sports Network) All-America recognition
- Majored in economics

— HIGH SCHOOL —

- Prepped at High Point Regional (Sussex, NJ) HS, where he was a three-year starter on both sides of the ball
- Earned first-team All-Conference honors on defense as a senior, posting a single-season school record 10 sacks
- Was also an All-Conference selection in basketball, serving as a three-year starter and team captain

2015

GAME-BY-GAME OFFENSE

Date/Opp.	RECEIVING					RUSHING				
	No.	Yds.	Avg.	LG	TD	No.	Yds.	Avg.	LG	TD
9/13 @ Den.	0	0	0.0	0	0	0	0	0.0	0	0
9/20 @ Oak.	0	0	0.0	0	0	0	0	0.0	0	0
9/27 vs. Cin.	2	19	9.5	13	0	0	0	0.0	0	0
10/1 @ Pit.	3	12	4.0	8	0	0	0	0.0	0	0
10/11 vs. Cle.	3	27	9.0	11	0	0	0	0.0	0	0
10/18 @ SF	0	0	0.0	0	0	0	0	0.0	0	0
10/26 @ Ari.	2	20	10.0	11	0	0	0	0.0	0	0
11/1 vs. SD	1	15	15.0	15	0	0	0	0.0	0	0
11/15 vs. Jax.	3	35	11.7	25	0	0	0	0.0	0	0
11/22 vs. STL	INACTIVE - FOOT					--	--	--	--	--
11/30 @ Cle.	1	10	10.0	10	0	0	0	0.0	0	0
12/6 @ Mia.	3	15	5.0	7	0	0	0	0.0	0	0
12/13 vs. Sea.	SUSPENDED BY THE NFL					--	--	--	--	--
12/20 vs. KC	SUSPENDED BY THE NFL					--	--	--	--	--
12/27 vs. Pit.	SUSPENDED BY THE NFL					--	--	--	--	--
1/3/16 @ Cin.	SUSPENDED BY THE NFL					--	--	--	--	--
Totals	18	153	8.5	25	0	0	0	0.0	0	0

REGULAR SEASON

Year	Team	GP	GS	RECEIVING					RUSHING				
				No.	Yards	Avg.	LG	TD	No.	Yards	Avg.	LG	TD
2015	Baltimore	11	2	18	153	8.5	25	0	0	0	0.0	0	0
Totals		11	2	18	153	8.5	25	0	0	0	0.0	0	0

CAREER SINGLE-GAME HIGHS (REGULAR SEASON)

RECEIVING

Receptions:
3 4 times (last: 12/6/15 at Mia.)

Yardage:
35 (11/15/15 vs. Jax.)

Long Gain:
25 (11/15/15 vs. Jax.)

Touchdowns:
None

RUSHING

Carries:
None

Yardage:
None

Long Gain:
None

Touchdowns:
None

Additional Statistics: Caught a Joe Flacco pass to convert a 2-point attempt at Ari. (10/26/15); Also posted a 10-yard KOR at Den. (9/13/15)

86 NICK BOYLE



— BOYLE'S COMMUNITY IMPACT —

- Supported the Cecil County Special Olympics at the Pine Grove Inn's annual chili cook-off (2016)
- Attended the Goodwill Gridiron Halloween party to benefit Goodwill Industries of the Chesapeake (2015)



TURNOVER TABLE SINCE 2000

Year	TA/TO	Plus/Minus	Record
2015	14/28	-14	5-11
2014	22/20	+2	10-6
2013	24/29	-5	8-8
2012	25/16	+9	10-6
2011	26/24	+2	12-4
2010	27/20	+7	12-4
2009	32/22	+10	9-7
2008	34/21	+13	11-5
2007	23/40	-17	5-11
2006	40/23	+17	13-3
2005	26/36	-10	6-10
2004	34/23	+11	9-7
2003	41/38	+3	10-6
2002	31/32	-1	7-9
2001	28/36	-8	10-6
2000	49/26	+23	12-4
Total	476/434	+42	149-107

Since 2000, here are the Ravens' records in a game:

When turnover ratio is +2 or better	69-3
When turnover ratio is +1 or better	97-12
When turnover ratio is even	26-19
When turnover ratio is negative	25-75

31

SAFETY
5-11 | 200



TERRENCE BROOKS

COLLEGE: FLORIDA STATE HS: DUNNELLON (FL)

BORN: 3/2/92, DUNNELLON, FL

EXP. (NFL/RAVENS): 3/3 GP/GS (PLAYOFFS): 23/0 (0/0)

— KEY TRANSACTIONS —

- Placed on Injured Reserve (knee) on 12/17/14
- Originally selected by the Ravens in the third round (79th overall) of the 2014 NFL Draft

— CAREER HIGHLIGHTS —

- Tied a career high with 5 solo stops vs. Cle. (10/11/15)
- Established career highs with 6 tackles and 5 solo stops in the 29-7 win vs. Atl. (10/19/14)
- Subbed and recorded his first-career tackle from scrimmage (finished the game with 2 solo stops) in the 38-10 victory vs. Car. (9/28/14)
- Saw action in his first-career NFL game, playing on special teams vs. Cin. (9/7/14)

— PERSONAL —

- Has a son, Carter (2)

— SEASON RECAPS —

2015: (BALTIMORE RAVENS – 12/0)

- Competed from scrimmage in seven games, recording 7 stops (6 solo) and 1 PD, and tallied 1 special teams stop... Missed three games due to injury (thumb)
- Tallied 5 solo stops, matching a career high, vs. Cle. (10/11)
- Posted 2 tackles (1 solo) vs. Cin. (9/27)

2014: (BALTIMORE RAVENS – 11/0, 0/0)

- Finished his rookie season with 19 tackles (16 solo), 1 FR and 2 PD despite missing the final two games of the regular season and both postseason contests after being placed on Injured Reserve (knee) on 12/17

- Posted career highs in total tackles (6) and solo stops (5) in the 29-7 victory vs. Atl. (10/19)
- Saw extensive action from scrimmage and responded with a then-career-high 3 solo tackles, 1 PD and his first-career FR at Ind. (10/5)
- Recorded his first-career tackle from scrimmage (finished with 2 solo stops) in the 38-10 victory vs. Car. (9/28)

— COLLEGE —

- Totaled 127 tackles (89 solo), 1 sack (-13 yards), 15 PD, 5 INTs (28 return yards), 3 FFs, 1 FR and 9.5 TFL (-36 yards) in 48 games (27 starts) at Florida State
- Helped lead a 2013 FSU team that boasted the nation's top-ranked pass defense (156.6 ypg) and won the BCS National Championship
- Named first-team All-American by *CBSSports.com* after shifting to SS as a senior in 2013...Started all 13 games and posted 56 tackles (38 solo), 1 sack (-13 yards), 8 TFL 2 INTs, 5 PD, 2 FFs and 1 FR for the the eventual BCS National Champions...His career-high 8 TFL (-33 yards) were the second most by an ACC defensive back in 2013
- Started all 14 games at FS finishing as the top tackler in the Seminoles' secondary with 52 tackles (38 solo), 2 INTs (28 return yards), 4 PD, 1 FF and 1 TFL as a junior in 2012
- Majored in sports administration, earning academic honors

— HIGH SCHOOL —

- Prepped at Dunnellon (FL) HS, where he was a two-way standout on the football team
- Played CB and WR as a senior, earning All-County first-team honors on defense...Participated in the Florida Athletic Coaches Association North-South All-Star game



PLAYOFF PICKS

In 23 playoff games, the Ravens' "D" has forced 43 INTs, including 31 thefts in their last 17 postseason contests. Baltimore's 43 INTs and 682 INT return yards each rank as the most in NFL postseason play since 2000.

NFL POSTSEASON INTs LEADERS (2000-15)

Rk.	Team	INTs	Yards	TDs	Games
1.	Baltimore Ravens	43	682	5	23
2.	New England Patriots	38	562	5	31
3.	Carolina Panthers	23	156	2	14
	Seattle Seahawks	23	502	4	21

INTs Quick Hit:

- Under John Harbaugh (2008-15), the Ravens posted an NFL-high 26 INTs during the postseason. (GB is next best with 18 picks).

31 TERRENCE BROOKS

2015

GAME-BY-GAME DEFENSE

RAVENS

Date/Opp.	TT	Solo	Asst.	Sacks	INT	PD	FF	FR
9/13 @ Den.		SAW ACTION ON SPECIAL TEAMS						
9/20 @ Oak.	0	0	0	0-0	0-0	0	0	0
9/27 vs. Cin.	2	1	1	0-0	0-0	0	0	0
10/1 @ Pit.	0	0	0	0-0	0-0	0	0	0
10/11 vs. Cle.	5	5	0	0-0	0-0	0	0	0
10/18 @ SF	INACTIVE - THUMB							
10/26 @ Ari.	INACTIVE - THUMB							
11/1 vs. SD	INACTIVE - THUMB							
11/15 vs. Jax.	INACTIVE							
11/22 vs. STL	SAW ACTION ON SPECIAL TEAMS							
11/30 @ Cle.	SAW ACTION ON SPECIAL TEAMS							
12/6 @ Mia.	SAW ACTION ON SPECIAL TEAMS							
12/13 vs. Sea.	0	0	0	0-0	0-0	1	0	0
12/20 vs. KC	0	0	0	0-0	0-0	0	0	0
12/27 vs. Pit.	SAW ACTION ON SPECIAL TEAMS							
1/3/16 @ Cin.	0	0	0	0-0	0-0	0	0	0
Totals	7	6	1	0-0	0-0	1	0	0



— BROOKS' COMMUNITY IMPACT —

- Helped promote PLAY 60, the NFL movement for an active generation, by participating in a youth football clinic at Fort McHenry for children whose parents currently serve or have previously served in the U.S. Military (2015) and the Ravens annual Hispanic Heritage Month football clinic to teach predominantly Hispanic children the fundamentals of football (2014-15)
- Supports Ravens players and team events, including a tree-planting event for Ravens GamePlanEarth, a week of environmental initiatives established and led by the Ravens to help better the Baltimore community (2014)

DEFENSIVE NUMBERS TO RAVE ABOUT

- 15** Games since 2008 the Ravens have not allowed an opponent to score a TD. Only San Francisco (19), Seattle (19) and Pittsburgh (17) have more.
- 20** Consecutive seasons the Ravens' defense has held opponents to a 4.0 rushing average or less, the NFL's longest such streak and the best mark in league history.
- 32** An NFL-high games (tied, Pit.) the Ravens have held foes to 10 points or fewer since 2008 (eight seasons). Baltimore is 32-0 in these contests.

REGULAR SEASON

Year	Team	GP	GS	TACKLES			SACKS		INTERCEPTIONS					FUMBLES		
				TT	Solo	Asst.	No.	Yards	No.	Yards	LG	TD	PD	FF	FR	Yards
2014	Baltimore	11	0	19	16	3	0.0	0.0	0	0	0	0	2	0	1	0
2015	Baltimore	12	0	7	6	1	0.0	0.0	0	0	0	0	1	0	0	0
Totals		23	0	26	22	4	0.0	0.0	0	0	0	0	3	0	1	0

SPECIAL TEAMS TACKLES (1): 2015 (1)

CAREER SINGLE-GAME HIGHS (REGULAR SEASON)

Total Tackles: 6 (10/19/14 vs. Atl.)	INTs: None	Forced Fumbles: None
Solo Tackles: 5 2 times (last: 10/11/15 vs. Cle.)	Passes Defensed: 1 3 times (last: 12/13/15 vs. Sea.)	Fumble Recoveries: 1 (10/5/14 at Ind.)
Sacks: None		

POSTSEASON

Year	Team	GP	GS	TACKLES			SACKS		INTERCEPTIONS					FUMBLES			
				TT	Solo	Asst.	No.	Yards	No.	Yards	LG	TD	PD	FF	FR	Yards	
2014	Baltimore	0	0	INJURED RESERVE - KNEE			--	--	--	--	--	--	--	--	--	--	--
Totals		0	0	0	0	0	0.0	0.0	0	0	0	0	0	0	0	0	0

59

INSIDE LINEBACKER

6-0 | 240



ARTHUR BROWN

COLLEGE: KANSAS STATE **HS:** WICHITA EAST (WICHITA, KS)

BORN: 6/17/90, WICHITA, KS

EXP. (NFL/RAVENS): 4/4 **GP/GS (PLAYOFFS):** 34/0 (0/0)



— KEY TRANSACTIONS —

- Placed on Injured Reserve (hamstring) on 1/2/15
- Originally selected by the Ravens in the second round (56th overall) of the 2013 NFL Draft
- Ravens traded their 62nd (second round), 165th (fifth round) and 199th (sixth round) draft choices to Seattle in exchange for the 56th pick

— CAREER HIGHLIGHTS —

- Matched his career-high 2 solo tackles, adding his first-career FF, in the 29-26 win vs. Min. (12/8/13)
- Set career highs with 4 tackles and 2 solo stops in the 20-17 victory vs. Cin. (11/10/13)
- Recorded his first-career NFL tackle and sack (a half-sack) in the 14-6 victory vs. Cle. (9/15/13)
- Played in his first-career NFL game, playing both from scrimmage and on special teams, at Den. (9/5/13)

— PERSONAL —

- Brother, Bryce, who was a RB at Kansas State, played for the Seattle Seahawks in 2015 after being selected by the Philadelphia Eagles in the seventh round of the 2012 NFL Draft...Bryce also played for Buffalo in 2014

— SEASON RECAPS —

2015: (BALTIMORE RAVENS – 16/0)

- Saw action in all 16 games, tallying 2 special teams stops
- Posted 1 ST tackle at Cle. (11/30)
- Produced 1 ST tackle vs. Cin. (9/27)

2014: (BALTIMORE RAVENS – 4/0, 0/0)

- Played in four games, competing on special teams in each contest...Placed on Injured Reserve (hamstring) on 1/2/15
- Saw action on special teams prior to leaving the game with a hamstring injury vs. Cle. (12/28)

2013: (BALTIMORE RAVENS – 14/0)

- Finished with 12 tackles (8 solo), a half-sack and 1 FF, missing two contests with a chest injury...Also recorded 3 solo special teams stops
- Recorded 2 tackles and his first-career FF from scrimmage, plus 1 special teams stop vs. Min. (12/8)
- Produced a career-high 4 tackles from scrimmage and had 1 QB hit in the 20-17 OT win vs. Cin. (11/10)
- Recorded his first-career NFL tackle and sack (a half-sack) before leaving the game with a chest injury in the 14-6 victory vs. Cle. (9/15)

— COLLEGE —

- Led Kansas State with 100 tackles (65 solo), adding 4 PD, 2 INTs and 1 FR, to earn first-team All-Big 12 and multiple first-team All-American accolades as a senior in 2012
- Selected as the conference's Defensive Player of the Year by league coaches en route to an 11-2 overall record and Big 12 Championship title in 2012
- Earned Big 12 Defensive Player of the Week after recording 8 stops, including 2 TFL, and becoming the first player in 2012 to intercept West Virginia QB Geno Smith after a then-NCAA record-setting 273-straight attempts without an INT
- Recorded a team-leading 101 tackles, 2 sacks, 1 INT and 2 PD en route to earning first-team All-Big 12 honors and conference Defensive Newcomer of the Year in 2011
- Transferred to Kansas State after two seasons at the University of Miami (FL)...Sat out the 2010 season under NCAA transfer rules
- Earned a degree in social sciences from Kansas State

— HIGH SCHOOL —

- Prepped at Wichita East (KS) HS, where he posted 151 tackles, 10 sacks and 1 FR-TD as a senior
- Selected as a Parade All-American, named to *USA Today's* All-USA squad and was an EA Sports All-American

— BROWN'S COMMUNITY IMPACT —

- Joined teammates to visit patients undergoing treatment at The Hoffberger Breast Center at Mercy as part of the NFL A Crucial Catch Campaign (2014)
- Joined teammates at the Johns Hopkins Children's Center and helped spread holiday cheer as they participated in activities with children (2014)
- Helped promote PLAY 60, the NFL movement for an active generation encouraging students to be active for 60 minutes a day, by participating in a PLAY 60 Challenge Kickoff assembly at Mayfield Woods Middle School (2013)



59 ARTHUR BROWN

2015

GAME-BY-GAME DEFENSE

RAVENS

Date/Opp.	TT	Solo	Asst.	Sacks	INT	PD	FF	FR
9/13 @ Den.								
9/20 @ Oak.								
9/27 vs. Cin.								
10/1 @ Pit.								
10/11 vs. Cle.								
10/18 @ SF								
10/26 @ Ari.								
11/1 vs. SD								
11/15 vs. Jax.	0	0	0	0-0	0-0	0	0	0
11/22 vs. STL	0	0	0	0-0	0-0	0	0	0
11/30 @ Cle.								
12/6 @ Mia.								
12/13 vs. Sea.								
12/20 vs. KC								
12/27 vs. Pit.								
1/3/16 @ Cin.								
Totals	0	0	0	0-0	0-0	0	0	0



RAVENS FRANCHISE FIRSTS

Event	Opponent	Date	Location
First Win	Oakland Raiders	9/1/96	Memorial Stadium
First Loss	Pittsburgh Steelers	9/8/96	Three Rivers Stadium
First Reception (Vinny Testaverde to TE Brian Kinchen 27 yards - first quarter)	Oakland Raiders	9/1/96	Memorial Stadium
First Touchdown (Vinny Testaverde 9-yard run - first quarter)	Oakland Raiders	9/1/96	Memorial Stadium
First Interception (Ray Lewis - second quarter)	Oakland Raiders	9/1/96	Memorial Stadium
First Field Goal (Matt Stover, 25 yards - second quarter)	Oakland Raiders	9/1/96	Memorial Stadium

BALTIMORE RAVENS

REGULAR SEASON

Year	Team	GP	GS	TACKLES			SACKS		INTERCEPTIONS					FUMBLES			
				TT	Solo	Asst.	No.	Yards	No.	Yards	LG	TD	PD	FF	FR	Yards	
2013	Baltimore	14	0	12	8	4	0.5	4.5	0	0	0	0	0	0	1	0	0
2014	Baltimore	4	0	0	0	0	0.0	0.0	0	0	0	0	0	0	0	0	0
2015	Baltimore	16	0	0	0	0	0.0	0.0	0	0	0	0	0	0	0	0	0
Totals		34	0	12	8	4	0.5	4.5	0	0	0	0	0	0	1	0	0

SPECIAL TEAMS TACKLES (5): 2013 (3); 2015 (2)

CAREER SINGLE-GAME HIGHS (REGULAR SEASON)

Total Tackles:

4 (11/10/13 vs. Cin.)

Solo Tackles:

2 2 times (last: 12/8/13 vs. Min.)

Sacks:

0.5 (9/15/13 vs. Cle.)

INTs:

None

Passes Defensed:

None

Forced Fumbles:

1 (12/8/13 vs. Min.)

Fumble Recoveries:

None

POSTSEASON

Year	Team	GP	GS	TACKLES			SACKS		INTERCEPTIONS					FUMBLES			
				TT	Solo	Asst.	No.	Yards	No.	Yards	LG	TD	PD	FF	FR	Yards	
2014	Baltimore	0	0	INJURED RESERVE - HAMSTRING			--	--	--	--	--	--	--	--	--	--	--
Totals		0	0	0	0	0	0.0	0.0	0	0	0	0	0	0	0	0	0



83

TIGHT END
6-5 | 243



DANIEL BROWN

COLLEGE: JAMES MADISON HS: ISLE OF WIGHT (VA)

BORN: 5/26/92, WINDSOR, VA

EXP. (NFL/RAVENS): 2/2 GP/GS (PLAYOFFS): 6/1 (0/0)



— KEY TRANSACTIONS —

- Elevated to Baltimore's 53-man roster on 11/30/15
- Re-signed to the Ravens' practice squad on 11/28/15 after being released by the team on 11/27/15
- Re-signed to Baltimore's practice squad on 10/13/15 after being waived by the team on 9/10/15
- Signed to the Ravens' practice squad on 9/8/15 after being released by the team on 9/4/15
- Originally signed with the Ravens as a RFA on 5/12/15

— CAREER HIGHLIGHTS —

- As a rookie in 2015, recorded 64 yards on 6 receptions (10.7 avg.) for the league's No. 8 passing attack (266.9 ypg), which gained a single-season franchise-record 4,271 net passing yards
- Secured 5 receptions for 47 yards (both career highs), including a career-long 31-yard catch, vs. Sea. (12/13)

— SEASON RECAPS —

2015: (BALTIMORE RAVENS – 6/1)

- Recorded 64 yards on 6 receptions (10.7 avg.) for the league's No. 8 passing attack (266.9 ypg), which gained a single-season franchise-record 4,271 net passing yards
- Established career highs in receptions (5) and receiving yards (47), including a 31-yard career long, in his first-career start vs. Sea. (12/13)
- Secured his first-career reception for 17 yards on a fourth-quarter scoring drive at Mia. (12/6)...Caught a 52-yard TD reception on Baltimore's second possession that was nullified by a disputed offensive pass interference call
- Played on special teams and from scrimmage in his NFL debut in the 33-27 victory at Cle. (11/30)

— COLLEGE —

- Completed in 39 games (21 starts) for James Madison, totaling 91 receptions for 1,450 yards (15.9 avg.) and 17 TDs...Redshirted as a true freshman in 2010
- Recorded 42 receptions for 606 yards (14.4 avg.) and 7 TDs as a senior in 2014
- Majored in computer information systems

— HIGH SCHOOL —

- Prepped at Isle of Wight (VA) Academy, where he helped his team to three-consecutive state titles (2005-07)
- Earned first-team All-State and All-Conference honors as a senior in 2009
- Also earned first-team All-State and All-Conference in basketball (2008-09) and baseball (2009)

2015

GAME-BY-GAME OFFENSE

RAVENS Date/Opp.	RECEIVING					RUSHING				
	No.	Yds.	Avg.	LG	TD	No.	Yds.	Avg.	LG	TD
9/13 @ Den.	NOT ON RAVENS' ROSTER					--	--	--	--	--
9/20 @ Oak.	NOT ON RAVENS' ROSTER					--	--	--	--	--
9/27 vs. Cin.	NOT ON RAVENS' ROSTER					--	--	--	--	--
10/1 @ Pit.	NOT ON RAVENS' ROSTER					--	--	--	--	--
10/11 vs. Cle.	NOT ON RAVENS' ROSTER					--	--	--	--	--
10/18 @ SF	ON RAVENS' PRACTICE SQUAD					--	--	--	--	--
10/26 @ Ari.	ON RAVENS' PRACTICE SQUAD					--	--	--	--	--
11/1 vs. SD	ON RAVENS' PRACTICE SQUAD					--	--	--	--	--
11/15 vs. Jax.	ON RAVENS' PRACTICE SQUAD					--	--	--	--	--
11/22 vs. STL	ON RAVENS' PRACTICE SQUAD					--	--	--	--	--
11/30 @ Cle.	0	0	0.0	0	0	0	0	0.0	0	0
12/6 @ Mia.	1	17	17.0	17	0	0	0	0.0	0	0
12/13 vs. Sea.	5	47	9.4	31	0	0	0	0.0	0	0
12/20 vs. KC	0	0	0.0	0	0	0	0	0.0	0	0
12/27 vs. Pit.	0	0	0.0	0	0	0	0	0.0	0	0
1/3/16 @ Cin.	0	0	0.0	0	0	0	0	0.0	0	0
Totals	6	64	10.7	31	0	0	0	0.0	0	0

REGULAR SEASON

Year	Team	GP	GS	RECEIVING					RUSHING				
				No.	Yards	Avg.	LG	TD	No.	Yards	Avg.	LG	TD
2015	Baltimore	6	1	6	64	10.7	31	0	0	0	0	0	0
Totals		6	1	6	64	10.7	31	0	0	0	0.0	0	0

CAREER SINGLE-GAME HIGHS (REGULAR SEASON)

RECEIVING

Receptions:
5 (12/13/15 vs. Sea.)
Yardage:
47 (12/13/15 vs. Sea.)

Long Gain:
31 (12/13/15 vs. Sea.)
Touchdowns:
None

RUSHING

Carries:
None
Yardage:
None
Long Gain:
None
Touchdowns:
None

17

WIDE RECEIVER
6-2 | 213



JEREMY BUTLER

COLLEGE: TENNESSEE-MARTIN HS: BOOKER (SARASOTA, FL)

BORN: 4/22/91, BRADENTON, FL

EXP. (NFL/RAVENS): 3/3 GP/GS (PLAYOFFS): 8/0 (0/0)

— KEY TRANSACTIONS —

- Elevated to Baltimore's 53-man roster on 10/26/15
- Signed to the Ravens' practice squad on 9/8/15 after being waived by Baltimore on 9/5/15
- Placed on Injured Reserve (shoulder) on 8/30/14
- Originally signed with the Ravens as a RFA on 5/12/14

— CAREER HIGHLIGHTS —

- Saw his first-career NFL action in 2015, recording 363 yards on 31 receptions (11.7 avg.) for the league's No. 8 passing attack (266.9 ypg), which gained a single-season franchise-record 4,271 net passing yards
- Set career highs in catches (7) and receiving yards (72) vs. Sea. (12/13/15)
- Secured his first-career reception (21 yards) during the fourth quarter of his NFL debut vs. Jax. (11/15/15)
- Spent his entire rookie season (2014) on Injured Reserve due to a shoulder injury suffered in training camp

— SEASON RECAPS —

2015: (BALTIMORE RAVENS – 8/0)

- Recorded 363 yards on 31 receptions (11.7 avg.) for the league's No. 8 passing attack (266.9 ypg), which gained a single-season franchise-record 4,271 net passing yards
- Posted 57 yards and 4 first downs on a game-high-tying 6 catches at Cin. (1/3/16)
- Tallied a career-long 41-yard reception, finishing with 60 yards on 3 catches, vs. KC (12/20)
- Established career highs with 72 receiving yards and a game-high-tying 7 receptions vs. Sea. (12/13)

- Secured a 21-yard reception to the Jacksonville 27-yard line in a fourth-quarter Baltimore scoring drive (14-yard QB Joe Flacco-to-WR Chris Givens TD pass four plays later) in his NFL debut vs. Jax. (11/15)

— COLLEGE —

- Recorded 141 receptions (third most in school history) for 1,953 yards (fifth most) and 20 TDs (second most) in two seasons with the Skyhawks
- Earned third-team All-American honors as a senior after posting 90 catches for 1,203 yards and 10 TDs in 2013
- Prior to playing for the Skyhawks, he played in 11 games at the College of the Sequoias (Visalia, CA), recording 48 receptions for 617 yards and 6 TDs in 2011...Also played at Reedly (CA) Community College in 2009, when he recorded 20 catches for 204 yards and 1 TD in 10 games

— HIGH SCHOOL —

- Attended Booker (Sarasota, FL) HS, where he lettered twice and was named first team All-Area as a senior

2015

GAME-BY-GAME OFFENSE

Date/Opp.	RAVENS RECEIVING					RUSHING				
	No.	Yds.	Avg.	LG	TD	No.	Yds.	Avg.	LG	TD
9/13 @ Den.	ON RAVENS' PRACTICE SQUAD					--	--	--	--	--
9/20 @ Oak.	ON RAVENS' PRACTICE SQUAD					--	--	--	--	--
9/27 vs. Cin.	ON RAVENS' PRACTICE SQUAD					--	--	--	--	--
10/1 @ Pit.	ON RAVENS' PRACTICE SQUAD					--	--	--	--	--
10/11 vs. Cle.	ON RAVENS' PRACTICE SQUAD					--	--	--	--	--
10/18 @ SF	ON RAVENS' PRACTICE SQUAD					--	--	--	--	--
10/26 @ Ari.	INACTIVE					--	--	--	--	--
11/1 vs. SD	INACTIVE					--	--	--	--	--
11/15 vs. Jax.	1	21	21.0	21	0	0	0	0.0	0	0
11/22 vs. STL	4	45	11.3	25	0	0	0	0.0	0	0
11/30 @ Cle.	3	27	9.0	9	0	0	0	0.0	0	0
12/6 @ Mia.	4	43	10.8	22	0	0	0	0.0	0	0
12/13 vs. Sea.	7	72	10.3	23	0	0	0	0.0	0	0
12/20 vs. KC	3	60	20.0	41	0	0	0	0.0	0	0
12/27 vs. Pit.	3	38	12.7	17	0	0	0	0.0	0	0
1/3/16 @ Cin.	6	57	9.5	17	0	0	0	0.0	0	0
Totals	31	363	11.7	41	0	0	0	0.0	0	0

REGULAR SEASON

Year	Team	GP	GS	RECEIVING					RUSHING				
				No.	Yards	Avg.	LG	TD	No.	Yards	Avg.	LG	TD
2014	Baltimore	0	0	INJURED RESERVE - SHOULDER					--	--	--	--	--
2015	Baltimore	8	0	31	363	11.7	41	0	0	0	0.0	0	0
Totals		8	0	31	363	11.7	41	0	0	0	0.0	0	0

CAREER SINGLE-GAME HIGHS (REGULAR SEASON)

RECEIVING

Receptions:

7 (12/13/15 vs. Sea.)

Yardage:

72 (12/13/15 vs. Sea.)

Long Gain:

41 (12/20/15 vs. KC)

Touchdowns:

None

RUSHING

Carries:

None

Yardage:

None

Long Gain:

None

Touchdowns:

None

POSTSEASON

Year	Team	GP	GS	RECEIVING					RUSHING				
				No.	Yards	Avg.	LG	TD	No.	Yards	Avg.	LG	TD
2014	Baltimore	0	0	INJURED RESERVE - SHOULDER					--	--	--	--	--
Totals		0	0	0	0	0.0	0	0	0	0	0.0	0	0



15

WIDE RECEIVER

5-9 | 191



MICHAEL CAMPANARO

COLLEGE: WAKE FOREST HS: RIVER HILL (CLARKSVILLE, MD)

BORN: 1/25/91, CLARKSVILLE, MD

EXP. (NFL/RAVENS): 3/3 GP/GS (PLAYOFFS): 8/0 (2/0)



— KEY TRANSACTIONS —

- Placed on Injured Reserve (back) on 10/3/15
- Originally selected by the Ravens in the seventh round (218th overall) of the 2014 NFL Draft
- Ravens acquired the 218th pick from the Browns in exchange for a 2015 draft choice

— CAREER HIGHLIGHTS —

- Became the second Ravens WR (Mark Clayton) to score a rushing TD in the 23-20 win at Pit. on 10/1/15
- Set career highs in catches (3) and receiving yards (40), including a career-long 19-yarder (tied), at Cin. (10/26/14)
- His first-career catch was a 19-yard TD in his NFL debut in the 48-17 victory at TB (10/12/14)

— PERSONAL —

- Has trained at Campanaro Strength and Conditioning, owned and operated by his brother, Nick
- Father, Attilio, and mother, Lisa, are retired chefs who owned and operated a catering business and café

— SEASON RECAPS —

2015: (BALTIMORE RAVENS – 4/0)

- Recorded 35 yards on 5 catches and 17 yards and 1 TD on 2 rushes before being placed on Injured Reserve (back) on 10/3...Also returned 3 kickoffs for 79 yards (26.3 avg.) and 3 punts for 49 yards (16.3 avg.)
- Scored a TD on a 9-yard run for an offense that produced 191 rushing yards in the 23-20 come-from-behind, overtime

- victory at Pit. (10/1)...Gained 63 all-purpose yards before leaving the game in the fourth quarter with a back injury
- Produced 11 receiving yards on 2 receptions, 8 rushing yards on 1 carry, a 26-yard KOR and a pair of PRs for 35 yards vs. Cin. (9/27)

2014: (BALTIMORE RAVENS – 4/0, 2/0)

- Posted 102 yards and 1 TD on 7 catches for an offense that set franchise single-season records in yards (5,838) and points (409)...Missed six games (9-14) due to a thigh injury
- Subbed and recorded his first-career postseason catch (finished with 4 receptions for 39 yards) in the Divisional Playoff game at NE (1/10/15)
- Tied for the team lead with a career-high 3 receptions for 40 yards and recorded 2 PRs for 17 yards, before leaving the game with a thigh injury at Cin. (10/26)
- Played in his first NFL game and recorded his first-career reception (good for a 19-yard TD), finishing with 2 receptions for 28 yards in the 48-17 victory at TB (10/12)

— COLLEGE —

- Finished his Demon Deacons career ranked first in receptions (229), third in receiving yards (2,506) and eighth in receiving TDs (14) in school history...Tallied 35 KORs for 828 yards (23.7 avg.) and 26 PRs for 156 yards (6.0 avg.) and 1 TD...Completed 6 of 7 passes for 174 yards and 4 TDs, adding 51 rushes for 238 yards and 2 TDs
- Started all eight games he played (missed the final four games with a shoulder injury) and earned second-team All-ACC honors while leading the team with 67 catches for 803 receiving yards and 6 TDs as a senior in 2013...Posted a school-record 16 catches vs. Louisiana-Monroe

— CAMPANARO'S COMMUNITY IMPACT —

- Consistently supports the Casey Cares Foundation, an organization dedicated to providing uplifting programs for critically ill children and their families, by attending numerous events and fundraisers
- Consistently supports programs benefitting the well-being of animals; participated in the Maryland SPCA's annual March for the Animals (2015-16)
- Joined students at Charles Carroll Barrister ES to celebrate their achievements in the Ravens Reading Challenge (2015)
- Hosted Marine Toys for Tots drives at Howard HS (2015) and his alma mater, River Hill (Clarksville, MD) HS (2014)
- Donated 80 pairs of football cleats to the football players at Frederick Douglass High School (2015)
- Participated in the Coppermine Fieldhouse Salute to Summer 5K Walk and Run Festival to help benefit the Catch A Lift Fund and the Kennedy Krieger Institute (2015)
- Joined teammates at the Comcast SportsNet Amputee Warrior Softball Classic to benefit charities supporting those wounded overseas (2015)
- Helped promote PLAY 60, the NFL movement for an active generation by joining teammates and local coaches at the Hispanic Heritage Month football clinic to teach predominantly Hispanic children the fundamentals of football (2014)



15 MICHAEL CAMPANARO

- Named second-team All-ACC and a two-time ACC Receiver of the Week honoree, finishing with a career-high 79 catches for 763 yards and 6 TDs as a junior in 2012
- Played in 12 games (11 starts) and caught 73 passes for a career-high 833 yards and 2 TDs, earning third-team All-ACC honors (*Phil Steele*), as a sophomore in 2011... Combined with WR Chris Givens (83 receptions) for a school-record 156 catches by a receiver duo
- Played 12 games (one start) and was named-fourth team All-ACC as a KOR (*Phil Steele*), leading Wake Forest in KORs (28), KOR yards (679) and KOR average (24.3) as a freshman in 2010...Redshirted as a true freshman in 2009
- Graduated with a communications degree

— HIGH SCHOOL —

- Prepped at River Hill (Clarksville, MD) HS, where he gained over 6,500 yards and 90 TDs during his three-year varsity career...Posted 8-career kick return TDs
- Helped the Hawks to consecutive 2A State Championships (2007-08)
- Earned *Washington Post* All-Met and Howard County Offensive Player of the Year honors as a senior in 2008... Ran for 1,848 yards and 29 TDs and caught 17 passes for 266 yards and 7 TDs...Also posted 71 tackles and 7 INTs as a defensive back

2015

GAME-BY-GAME OFFENSE

Date/Opp.	RECEIVING					RUSHING				
	No.	Yds.	Avg.	LG	TD	No.	Yds.	Avg.	LG	TD
9/13 @ Den.	1	8	8.0	8	0	0	0	0.0	0	0
9/20 @ Oak.	0	0	0.0	0	0	0	0	0.0	0	0
9/27 vs. Cin.	2	11	5.5	11	0	1	8	8.0	8	0
10/1 @ Pit.	2	16	8.0	9	0	1	9	9.0	9t	1
10/11 vs. Cle.	INJURED RESERVE - BACK									
10/18 @ SF	INJURED RESERVE - BACK									
10/26 @ Ari.	INJURED RESERVE - BACK									
11/1 vs. SD	INJURED RESERVE - BACK									
11/15 vs. Jax.	INJURED RESERVE - BACK									
11/22 vs. STL	INJURED RESERVE - BACK									
11/30 @ Cle.	INJURED RESERVE - BACK									
12/6 @ Mia.	INJURED RESERVE - BACK									
12/13 vs. Sea.	INJURED RESERVE - BACK									
12/20 vs. KC	INJURED RESERVE - BACK									
12/27 vs. Pit.	INJURED RESERVE - BACK									
1/3/16 @ Cin.	INJURED RESERVE - BACK									
Totals	5	35	7.0	11	0	2	17	8.5	9t	1

2015

GAME-BY-GAME RETURNS

Date/Opp.	KICKOFF RETURNS					PUNT RETURNS					
	No.	Yds.	Avg.	LG	TD	No.	FC	Yds.	Avg.	LG	TD
9/13 @ Den.	0	0	0.0	0	0	0	0	0	0.0	0	0
9/20 @ Oak.	1	29	29.0	29	0	0	0	0	0.0	0	0
9/27 vs. Cin.	1	26	26.0	26	0	2	1	35	17.5	21	0
10/1 @ Pit.	1	24	24.0	24	0	1	2	14	14.0	14	0
10/11 vs. Cle.	INJURED RESERVE - BACK										
10/18 @ SF	INJURED RESERVE - BACK										
10/26 @ Ari.	INJURED RESERVE - BACK										
11/1 vs. SD	INJURED RESERVE - BACK										
11/15 vs. Jax.	INJURED RESERVE - BACK										
11/22 vs. STL	INJURED RESERVE - BACK										
11/30 @ Cle.	INJURED RESERVE - BACK										
12/6 @ Mia.	INJURED RESERVE - BACK										
12/13 vs. Sea.	INJURED RESERVE - BACK										
12/20 vs. KC	INJURED RESERVE - BACK										
12/27 vs. Pit.	INJURED RESERVE - BACK										
1/3/16 @ Cin.	INJURED RESERVE - BACK										
Totals	3	79	26.3	29	0	3	3	49	16.3	21	0

REGULAR SEASON

Year	Team	GP	GS	RECEIVING					RUSHING				
				No.	Yards	Avg.	LG	TD	No.	Yards	Avg.	LG	TD
2014	Baltimore	4	0	7	102	14.6	19t	1	0	0	0.0	0	0
2015	Baltimore	4	0	5	35	7.0	11	0	2	17	8.5	9t	1
Totals		8	0	12	137	11.4	19t	1	2	17	8.5	9t	1

CAREER SINGLE-GAME HIGHS (REGULAR SEASON)

RECEIVING

Receptions:
3 (10/26/14 at Cin.)

Yardage:
40 (10/26/14 at Cin.)

Long Gain:
19 2 times (last: 10/26/14 at Cin.)

Touchdowns:
1 (10/12/14 at TB)

RUSHING

Carries:
1 2 times (last: 10/1/15 at Pit.)

Yardage:
9 (10/1/15 at Pit.)

Long Gain:
9t (10/1/15 at Pit.)

Touchdowns:
1 (10/1/15 at Pit.)

Year	Team	GP	GS	KICKOFF RETURNS					PUNT RETURNS					
				No.	Yards	Avg.	LG	TD	No.	FC	Yards	Avg.	LG	TD
2014	Baltimore	4	0	0	0	0.0	0	0	2	1	17	8.5	9	0
2015	Baltimore	4	0	3	79	26.3	29	0	3	3	49	16.3	21	0
Totals		8	0	3	79	26.3	29	0	5	4	66	13.2	21	0

POSTSEASON

Year	Team	GP	GS	RECEIVING					RUSHING				
				No.	Yards	Avg.	LG	TD	No.	Yards	Avg.	LG	TD
2014	Baltimore	2	0	4	39	9.8	16	0	1	0	0.0	0	0
Totals		2	0	4	39	9.8	16	0	1	0	0.0	0	0

Year	Team	GP	GS	KICKOFF RETURNS					PUNT RETURNS					
				No.	Yards	Avg.	LG	TD	No.	FC	Yards	Avg.	LG	TD
2014	Baltimore	2	0	0	0	0.0	0	0	0	1	0	0.0	0	0
Totals		2	0	0	0	0.0	0	0	0	1	0	0.0	0	0

56

OUTSIDE LINEBACKER

6-1 | 245



CHRIS CARTER

COLLEGE: FRESNO STATE **HS:** HENRY J. KAISER (FONTANA, CA)

BORN: 4/6/89, FONTANA, CA

EXP. (NFL/RAVENS): 6/2 **GP/GS (PLAYOFFS):** 48/4 (1/0)



— KEY TRANSACTIONS —

- Signed with the Ravens on 12/21/15
- Originally selected by Pittsburgh in the fifth round (162nd overall) of the 2011 NFL Draft

— CAREER HIGHLIGHTS —

- Posted FRs vs. SD (9/20/15) and vs. Cle. (12/29/13)
- Recorded a career-best 2 solo stops, finishing with 1 special teams tackle and 3 total tackles, at Oak. (9/13/15)
- Played on special teams in his NFL postseason debut vs. Ind. (1/4/15) while with Cincinnati
- Established a single-game career high with 3 tackles and notched his first-career PD at Oak. (9/23/12)
- Logged his first-career TFL vs. NE (10/30/11)

— PERSONAL —

- Brother, David, played DT at UCLA and spent time with five NFL teams (Ari., Dal., Oak., Jax. and Chi.)

— SEASON RECAPS —

2015: (CINCINNATI & BALTIMORE – 15/0)

- Competed from scrimmage and on special teams in two games for Baltimore after posting 6 tackles (4 solo), 1 FR, 1 QB hit and 3 ST stops in 13 contests for Cincinnati
- Made his Ravens debut on special teams in the 20-17 victory in game 15 vs. Pit. (12/27)
- Collected his second-career FR vs. SD (9/20) and tallied career highs in tackles (3, tied) and solo stops (2) vs. Oak. (9/13) while with Cincinnati

2014: (INDIANAPOLIS & CINCINNATI – 4/0, 1/0)

- Saw action on special teams in three regular season games with the Bengals, recording 1 ST tackle in each after signing with the team on 12/3...Spent training camp and the preseason with Pittsburgh
- Made his NFL postseason debut, competing on special teams, at Ind. (1/4/15) while with the Bengals
- Competed from scrimmage and on special teams vs. Ten. (9/28) after signing with the Colts on 9/10

2013: (PITTSBURGH STEELERS – 13/1)

- Posted 1 solo tackle and 1 FR from scrimmage, adding 4 special teams stops
- Recovered a QB Jason Campbell fumble (forced by DE Brett Keisel) at the Steelers' 23-yard line vs. Cle. (12/29)
- Started and notched 1 solo tackle at GB (12/22)

2012: (PITTSBURGH STEELERS – 8/3)

- Started a career-high 3 games, recording 5 tackles (2 solo), 1 PD and 3 special teams stops, before being placed on Injured Reserve (abdomen) on 11/15
- Set a single-game career high with 3 tackles and posted his first-career PD at Oak. (9/23)
- Made his first-career start for an injured LB James Harrison and tallied 1 stop at Den. (9/9)

2011: (PITTSBURGH STEELERS – 8/0)

- Battled injury and was inactive for eight contests before finishing the season on Injured Reserve (hamstring)
- Posted a season-best 2 tackles (1 solo), including his first-career TFL, vs. NE (10/30)
- Logged 1 special teams tackle at Ari. (10/23)
- Made his NFL debut at Ind. (9/25)

— COLLEGE —

- Competed in 49 games (38 starts) at Fresno State (2007-10), totaling 19.5 sacks and 38 TFL (-175 yards) at DE and OLB
- Posted 11 sacks, earning Western Athletic Conference Defensive Player of the Year recognition by league coaches as a senior in 2010
- Majored in philosophy/pre-law

— HIGH SCHOOL —

- Prepped at Henry J. Kaiser (Fontana, CA) HS, where he earned defensive league MVP, third-team All-State honors and All-California Interscholastic Federation accolades
- Posted 106 tackles and 21 sacks as a senior and 89 tackles, 13 sacks and 1 punt block as a junior

— CARTER'S COMMUNITY IMPACT —

- While with Steelers, Carter co-hosted a mentoring dinner for high school student-athletes



56 CHRIS CARTER

2015

GAME-BY-GAME DEFENSE

BENGALS/RAVENS

Date/Opp.	TT	Solo	Asst.	Sacks	INT	PD	FF	FR
WITH CINCINNATI								
9/13 @ Oak.	3	2	1	0-0	0-0	0	0	0
9/20 vs. SD	0	0	0	0-0	0-0	0	0	1
9/27 @ Bal.	0	0	0	0-0	0-0	0	0	0
10/4 vs. KC	0	0	0	0-0	0-0	0	0	0
10/11 vs. Sea.	SAW ACTION ON SPECIAL TEAMS							
10/18 @ Buf.	1	0	1	0-0	0-0	0	0	0
11/1 @ Pit.	1	1	0	0-0	0-0	0	0	0
11/5 vs. Cle.	0	0	0	0-0	0-0	0	0	0
11/16 vs. Hou.	0	0	0	0-0	0-0	0	0	0
11/22 @ Ari.	SAW ACTION ON SPECIAL TEAMS							
11/29 vs. STL	0	0	0	0-0	0-0	0	0	0
12/6 @ Cle.	1	1	0	0-0	0-0	0	0	0
12/13 vs. Pit.	0	0	0	0-0	0-0	0	0	0
WITH BALTIMORE								
12/20 vs. KC	NOT ON RAVENS' ROSTER							
12/27 vs. Pit.	SAW ACTION ON SPECIAL TEAMS							
1/3/16 @ Cin.	0	0	0	0-0	0-0	0	0	0
Totals	6	4	2	0-0	0-0	0	0	1



16 YEARS OF DOMINANCE

Dating back to their 2000 Super Bowl-winning season, the Ravens' "D" ranks in the Top 3 in most significant categories. Here are the standings entering 2016.

TOTAL DEFENSE
(Yards Allowed Since 2000)

1. Pittsburgh.....292.8
2. Baltimore.....**300.7**
3. NY Jets.....316.5

POINTS PER GAME
(Allowed Since 2000)

1. Pittsburgh.....18.0
2. Baltimore.....**18.2**
3. New England.....18.9

RUSHING YARDS/CARRY
(Allowed Since 2000)

1. Baltimore.....**3.55**
2. Pittsburgh.....3.76
3. San Francisco.....3.88

RUSHING YARDS/GAME
(Allowed Since 2000)

1. Pittsburgh.....90.7
2. Baltimore.....**93.5**
3. Minnesota.....104.6

3RD-DOWN CONV. PCT.
(Pct. Since 2000)

1. Baltimore.....**35.0**
2. Philadelphia.....35.9
3. Chicago.....36.4

4TH-DOWN CONV. PCT.
(Pct. Since 2000)

1. Baltimore.....**41.6**
2. New England.....42.9
3. Cincinnati.....44.4

TOTAL TOUCHDOWNS
(Allowed Since 2000)

1. Baltimore.....**482**
2. Pittsburgh.....501
3. New England.....548

OPPONENT QB RATING
(Lowest Since 2000)

1. Baltimore.....**75.3**
2. Green Bay.....77.6
3. Pittsburgh.....77.7

Run "D" Quick Hit:

- The Ravens have held opponents to a 4.0-yard rushing average or less in 20-consecutive seasons (each year of the franchise's existence), the NFL's longest active streak of its kind and the best mark in league history.

REGULAR SEASON

Year	Team	GP	GS	TACKLES			SACKS		INTERCEPTIONS					FUMBLES				
				TT	Solo	Asst.	No.	Yards	No.	Yards	LG	TD	PD	FF	FR	Yards		
2011	Pittsburgh	8	0	2	1	1	0.0	0.0	0	0	0	0	0	0	0	0	0	0
2012	Pittsburgh	8	3	5	2	3	0.0	0.0	0	0	0	0	1	0	0	0	0	
2013	Pittsburgh	13	1	1	1	0	0.0	0.0	0	0	0	0	0	0	1	0	0	
2014	Ind./Cin.*	4	0	0	0	0	0.0	0.0	0	0	0	0	0	0	0	0	0	
2015	Cin./Bal.*	15	0	6	4	2	0.0	0.0	0	0	0	0	0	0	1	0	0	
Totals		48	4	14	8	6	0.0	0.0	0	0	0	0	1	0	2	0	0	

*PLAYED 13 GAMES OF THE 2015 SEASON WITH CIN. AND 1 GAME OF THE 2014 SEASON WITH IND.

SPECIAL TEAMS TACKLES (15): 2011 (1); 2012 (3); 2013 (4); 2014 (3); 2015 (4)

CAREER SINGLE-GAME HIGHS (REGULAR SEASON)

Total Tackles:
3 2 times (last: 9/13/15 at Oak.)

Solo Tackles:
2 (9/13/15 at Oak.)

Sacks:
None

INTs:
None

Passes Defensed:
1 (9/23/12 at Oak.)

Forced Fumbles:
None

Fumble Recoveries:
1 2 times (last: 9/20/15 vs. SD)

POSTSEASON

Year	Team	GP	GS	TACKLES			SACKS		INTERCEPTIONS					FUMBLES			
				TT	Solo	Asst.	No.	Yards	No.	Yards	LG	TD	PD	FF	FR	Yards	
2014	Cincinnati	1	0	0	0	0	0.0	0.0	0	0	0	0	0	0	0	0	0
Totals		1	0	0	0	0	0.0	0.0	0	0	0	0	0	0	0	0	0

16

WIDE RECEIVER
5-10 | 200



KAELIN CLAY

COLLEGE: UTAH HS: LONG BEACH (CA) POLY

BORN: 1/3/92, LONG BEACH, CA

EXP. (NFL/RAVENS): 2/2 GP/GS (PLAYOFFS): 7/0 (0/0)



— KEY TRANSACTIONS —

- Signed with the Ravens on 11/17/15
- Originally selected by Tampa Bay in the sixth round (184th overall) of the 2015 NFL Draft

— CAREER HIGHLIGHTS —

- Gained 371 yards on 15 KORs (24.7 avg.) and 244 yards on 23 PRs (10.6 avg.), including a career-long 82-yard PR-TD, in seven games as a rookie in 2015
- Tied WR Tandon Doss (9/22/13) for the fifth-longest PR in Ravens history (82 yards) at Cle. (11/30)...Finished with 112 yards on 4 PRs and 39 yards on 2 KORs

— PERSONAL —

- Cites fellow Utah Ute and current teammate, Steve Smith Sr., as one of his primary inspirations

— SEASON RECAPS —

2015: (BALTIMORE RAVENS – 7/0)

- Gained 343 yards on 14 KORs (24.5 avg.) and 244 yards on 23 PRs (10.6 avg.), including a career-long 82-yard PR-TD
- Saw action from scrimmage in five games after signing with Baltimore off Detroit's practice squad on 11/17...Spent time on the Lions' and Buccaneers' practice squads
- Recorded career highs with 6 KORs for 153 yards (25.5 avg.), adding 27 yards on 2 PRs, vs. KC (12/20)
- Posted an 82-yard PR-TD, tying (Tandon Doss, 9/22/13) for the fifth longest in Ravens history, in the 33-27 victory at Cle. (11/30)...Finished with 112 yards on 4 PRs (28.0 avg.) and 39 yards on 2 KORs (19.5 avg.)
- Returned 3 punts for 5 yards during his NFL debut in the 16-13 victory vs. STL (11/22)

— COLLEGE —

- Earned first-team (*Sporting News*, *CBSSports.com* and *FOXSports.com*) and second-team (*Scout.com*) All-America and first-team All-Pac-12 honors as a returner during his only season at Utah...Also won the College Football Performance Awards (CFPA) Punt Returner Trophy
- Played in 13 games (10 starts), registering 4 TDs and 523 yards on 43 receptions, 3 TDs and 346 yards on 23 PRs (15.0 avg., led Pac 12) and 1 TD and 548 yards on 22 KORs (24.9 avg.) as a senior in 2014...His 3 PR-TDs matched a program record and tied for the most nationally
- Earned Pac-12 Special Teams Player of the Week honors after returning a punt (46 yards) and kickoff (100 yards) for touchdowns in the season opener vs. Idaho State (8/28)
- Led the team in receptions (90), receiving yards (1,654), TD catches (22) and all-purpose yards (3,271) during his two seasons (2012-13) at Mt. San Antonio (CA) Community College...Posted 5 TDs and 1,427 yards on 40 KORs (35.6 avg.) at Mt. SAC...Topped the Southern California Football Association in receiving yards (924) and TDs (14) in 2013
- Sat out the 2011 season due to injury and transferred to Mt. SAC from California, where he redshirted as a freshman

— HIGH SCHOOL —

- Prepped at Long Beach (CA) Poly HS, where he earned *SuperPrep* All-America and All-Moore League recognition after totaling 1,048 rushing yards, 524 receiving yards and 15 total TDs as a senior in 2009
- Received second-team All-Moore League honors with 568 yards and 6 TDs on 20 catches (28.4 avg.) as a junior in 2008
- Took third and sixth at state in the 100- and 200-meter dashes, respectively, as a senior

2015

GAME-BY-GAME OFFENSE

BUCS/LIONS/RAVENS		RECEIVING				RUSHING				
Date/Opp.	No.	Yds.	Avg.	LG	TD	No.	Yds.	Avg.	LG	TD
WITH TAMPA BAY										
9/13 vs Ten.	ON	BUCS' PRACTICE SQUAD	--	--	--	--	--	--	--	--
WITH DETROIT										
9/27 vs. Den.	ON	LIONS' PRACTICE SQUAD	--	--	--	--	--	--	--	--
10/5 @ Sea.	ON	LIONS' PRACTICE SQUAD	--	--	--	--	--	--	--	--
10/11 vs. Ari.	ON	LIONS' PRACTICE SQUAD	--	--	--	--	--	--	--	--
10/18 vs. Chi.	ON	LIONS' PRACTICE SQUAD	--	--	--	--	--	--	--	--
10/25 vs. Min.	ON	LIONS' PRACTICE SQUAD	--	--	--	--	--	--	--	--
11/1 @ KC	ON	LIONS' PRACTICE SQUAD	--	--	--	--	--	--	--	--
11/15 @ GB	ON	LIONS' PRACTICE SQUAD	--	--	--	--	--	--	--	--
WITH BALTIMORE										
11/22 vs. STL	SAW ACTION ON SPECIAL TEAMS	--	--	--	--	--	--	--	--	--
11/30 @ Cle.	0	0	0.0	0	0	0	0	0.0	0	0
12/6 @ Mia.	0	0	0.0	0	0	0	0	0.0	0	0
12/13 vs. Sea.	0	0	0.0	0	0	0	0	0.0	0	0
12/20 vs. KC	0	0	0.0	0	0	0	0	0.0	0	0
12/27 vs. Pit.	0	0	0.0	0	0	0	0	0.0	0	0
1/3/16 @ Cin.	SAW ACTION ON SPECIAL TEAMS	--	--	--	--	--	--	--	--	--
Totals	0	0	0.0	0	0	0	0	0.0	0	0

2015

GAME-BY-GAME RETURNS

BUCS/LIONS/RAVENS		KICKOFF RETURNS				PUNT RETURNS					
Date/Opp.	No.	Yds.	Avg.	LG	TD	No.	FC	Yds.	Avg.	LG	TD
WITH TAMPA BAY											
9/13 vs Ten.	ON	BUCS' PRACTICE SQUAD	--	--	--	--	--	--	--	--	--
WITH DETROIT											
9/27 vs. Den.	ON	LIONS' PRACTICE SQUAD	--	--	--	--	--	--	--	--	--
10/5 @ Sea.	ON	LIONS' PRACTICE SQUAD	--	--	--	--	--	--	--	--	--
10/11 vs. Ari.	ON	LIONS' PRACTICE SQUAD	--	--	--	--	--	--	--	--	--
10/18 vs. Chi.	ON	LIONS' PRACTICE SQUAD	--	--	--	--	--	--	--	--	--
10/25 vs. Min.	ON	LIONS' PRACTICE SQUAD	--	--	--	--	--	--	--	--	--
11/1 @ KC	ON	LIONS' PRACTICE SQUAD	--	--	--	--	--	--	--	--	--
11/15 @ GB	ON	LIONS' PRACTICE SQUAD	--	--	--	--	--	--	--	--	--
WITH BALTIMORE											
11/22 vs. STL	0	0	0.0	0	0	3	0	5	1.7	7	0
11/30 @ Cle.	2	39	19.5	22	0	4	0	112	28.0	82t	1
12/6 @ Mia.	0	0	0.0	0	0	4	0	40	10.0	17	0
12/13 vs. Sea.	0	0	0.0	0	0	3	0	46	15.3	24	0
12/20 vs. KC	6	153	25.5	39	0	2	0	27	13.5	17	0
12/27 vs. Pit.	2	58	29.0	29	0	1	2	-1	-1.0	-1	0
1/3/16 @ Cin.	4	93	23.3	35	0	6	1	15	2.5	8	0
Totals	14	343	24.5	39	0	23	3	244	10.6	82t	1

16 KAELIN CLAY



REGULAR SEASON

Year	Team	GP	GS	RECEIVING					RUSHING					
				No.	Yards	Avg.	LG	TD	No.	Yards	Avg.	LG	TD	
2015	Baltimore	7	0	0	0	0.0	0	0	0	0	0	0	0	0
Totals		7	0	0	0	0.0	0	0	0	0	0	0.0	0	0

CAREER SINGLE-GAME HIGHS (REGULAR SEASON)

RECEIVING		RUSHING	
Receptions:	Long Gain:	Carries:	Long Gain:
None	None	None	None
Yardage:	Touchdowns:	Yardage:	Touchdowns:
None	None	None	None

Year	Team	GP	GS	KICKOFF RETURNS					PUNT RETURNS					
				No.	Yards	Avg.	LG	TD	No.	FC	Yards	Avg.	LG	TD
2015	Baltimore	7	0	14	343	24.5	39	0	23	3	244	10.6	82t	1
Totals		7	0	14	343	24.5	39	0	23	3	244	10.6	82t	1



RAVENS ALL-TIME TOP 10 OFFENSIVE/DEFENSIVE GAMES

(Total Net Yards - Regular Season and Postseason)

OFFENSIVE / YARDS GAINED

Rank	Yards	Rush	Pass	Date	Opponent
1.	553	168	385	09/25/11	at St. Louis
2.	548	308	240	12/13/09	Detroit
3.	533	224	309	12/23/12	New York Giants
4.	503	121	382	09/23/12	New England
5.	501	198	303	09/13/09	Kansas City
6.	493	109	384	09/20/15	at Oakland
7.	479	155	324	11/12/13	at Denver
	479	142	337	09/27/09	Cleveland
	479	250	229	11/19/00	Dallas
10.	478	74	404	10/27/96	St. Louis

DEFENSIVE / YARDS ALLOWED

Rank	Yards	Rush	Pass	Date	Opponent
1.	94	4	90	09/24/00	Cincinnati
2.	107	52	55	10/10/04	at Washington
3.	112	28	84	11/26/00	Cleveland
4.	121	47	74	11/09/03	at St. Louis
5.	128	64	64	12/10/00	San Diego
6.	132	47	85	11/14/99	at Jacksonville
7.	142	26	116	09/10/06	at Tampa Bay
8.	150	38	112	10/02/11	New York Jets
9.	151	46	105	01/13/02	at Miami (Wild Card)
	151	49	102	01/02/00	at New England

46

LONG SNAPPER
6-4 | 233



MORGAN COX

COLLEGE: TENNESSEE HS: EVANGELICAL CHRISTIAN (MEMPHIS, TN)

BORN: 4/26/86, COLLIERVILLE, TN

EXP. (NFL/RAVENS): 7/7 GP/GS (PLAYOFFS): 86/0 (6/0)



— KEY TRANSACTIONS —

- Re-signed with the Ravens on 3/9/16
- Re-signed with the Ravens on 3/17/15
- Re-signed with the Ravens on 3/12/13
- Originally signed with the Ravens as a RFA on 5/6/10

— HONORS —

- Pro Bowl (2015 – selected as a “need” player)
- Earned the team’s Ed Block Courage Award in 2011 after returning from an ACL injury suffered in 2010

— CAREER HIGHLIGHTS —

- Cox and P Sam Koch each earned their first-career Pro Bowl invites in 2015...Cox snapped on all 74 punts
- Snaps for K Justin Tucker, the second-most accurate kicker in NFL history (130-148, 87.8%), and Koch, the Ravens’ record-holder in punts (782), punt yards (35,324), gross average (45.2) and net average (39.4)
- Helped Tucker become the fastest kicker in NFL history to reach 500 points (60 games) and 100 FGM (50 games)
- Helped Tucker score 140 points in 2013, the most in Ravens’ franchise history...Tucker made 33-straight FGs, ranking as the fifth-longest streak in NFL history
- Helped Tucker convert a Ravens single-season-record 38 FGs in 2013, besting Matt Stover (35) in 2000

— PERSONAL —

- March 7, 2013 was proclaimed “Morgan Cox Day” in his hometown of Collierville, TN
- Wife, Lauren, is an actress and has appeared in Baltimore-filmed TV shows “House of Cards” and “Veep”
- Enjoys making homemade popcorn for teammates, but keeps the recipe a secret

— SEASON RECAPS —

2015: (BALTIMORE RAVENS – 16/0)

- Earned his first-career Pro Bowl after snapping on all 74 punts, 29 PATs and 40 FGAs
- Helped P Sam Koch earn his first-career Pro Bowl invite with 46.7 gross and 42.9 net averages (ninth and second in the NFL, respectively)
- Snapped on 2 FGM and 1 PAT from K Justin Tucker, who became the fastest kicker in NFL history to reach the 500-point milestone (60 games), at Mia. (12/6)
- Helped Tucker connect on his 10th-career game winning-field goal (47 yards) in the 16-13 victory vs. STL (11/22)

- Snapped on Tucker’s game-tying (42 yards) and game-winning (52 yards) FGs in the 23-20 come-back, OT victory at Pit. (10/1)...Tucker’s 52-yarder was his eighth-career game-winner and matched a Heinz Field record long
- Snapped on 3 PATs and all 4 FGAs from Tucker, who became the fastest kicker in NFL history to reach 100 FGs made (50 games) at Oak. (9/20)

2014: (BALTIMORE RAVENS – 7/0)

- Saw action in the first seven games of the season, snapping on 21 punts, 19 PATs and 18 FGAs, before tearing his ACL in the seventh game...Placed on Injured Reserve on 10/20
- Snapped on all punts, FGAs and PATs before leaving the game with a torn ACL in the 29-7 victory vs. Atl. (10/19)
- Snapped on all punts, PATs and FGAs, including the game-winner as time expired, in the 23-21 victory at Cle. (9/21)

2013: (BALTIMORE RAVENS – 16/0)

- Snapped on all 91 punts, 41 FGAs and 26 PATs, and tied a career high with 2 special teams stops
- Snapped on a franchise-record 6 FGM, including a franchise-record 61-yard game-winner by K Justin Tucker, in the 18-16 victory at Det. (12/16)
- Snapped for all punts, PATs and FGAs, including the 46-yard game-winner in overtime vs. Cin. (11/10)...Also recorded a solo special teams tackle against the Bengals
- Played in his 50th-career game and snapped on all punts, PATs and FGAs in the 14-6 victory vs. Cle. (9/15)

2012: (BALTIMORE RAVENS – 16/0, 4/0)

- Tied a career high with 2 special teams tackles while snapping on 83 punts, 42 PATs and 33 FGAs
- Played in all four playoff games, snapping on all 16 PATs, 22 punts and 4 FGAs in the Ravens’ Super Bowl XLVII Championship run
- Snapped on all FGAs, PATs, punts and recorded a special teams tackle in the AFC North Division-clinching, 33-14 victory vs. NYG (12/23)
- Snapped on all punts, PATs and FGAs, including Tucker’s 38-yard game-winner, in the 16-13 OT victory at SD (11/25)
- Snapped on a franchise-record 7 PATs, all punts and FGAs, and the successful fake FGA that P Sam Koch ran in for a TD in the 55-20 victory vs. Oak. (11/11)

2011: (BALTIMORE RAVENS – 16/0, 2/0)

- Snapped on all 73 punts, 40 PATs and 39 FGAs
- Snapped for all punts, FGAs and PATs, including a fake that P Sam Koch ran in for a 2-point conversion, in the 35-7 victory vs. Pit. (9/11)

46 MORGAN COX

A STRONG RETURN

Since 2008, when Jerry Rosburg became the Ravens' special teams coordinator, Baltimore owns the NFL's No. 1 KOR average (25.4) and ranks second (tied) with 6 KOR TDs.

NFL KICKOFF RETURN AVERAGE (Since 2008 / Rosburg's Baltimore Tenure)

Rk.	Team	KOR	Avg.	LG	TDs
1.	Ravens	382	25.4	108t	6
2.	Falcons	314	24.4	102t	1
3.	Vikings	440	24.3	109t	9
4.	Saints	335	24.2	99	1
5.	Jets	420	24.2	107t	6



2010: (BALTIMORE RAVENS – 15/0)

- Snapped in 15 games and posted 2 special teams tackles before being placed on Injured Reserve (knee)
- Snapped on all 3 punts, both PATs and two FGAs after tearing his ACL in the second quarter at Cle. (12/26)
- Snapped on 6 punts and 1 FGA in his NFL debut at NYJ (9/13)

— COLLEGE —

- Played 38 games in three seasons as the Volunteers' primary snapper...Redshirted as a true freshman (2005)
- Snapped on every punt and kick for the third-straight year when he registered 3 special teams tackles as a senior
- Helped K Daniel Lincoln earn consensus Freshman All-SEC and All-American honors as a sophomore
- Graduated with a degree in accounting

— HIGH SCHOOL —

- Prepped at Evangelical Christian (Memphis, TN) HS, helping guide the Eagles to a State Championship appearance as a senior and the semifinal game as a junior
- Earned All-State honorable mention and the Memphis Commercial Appeal Best of Preps Award as a senior

— COX'S COMMUNITY IMPACT —

- Joined teammates in serving as celebrity shoppers at the Ravens annual Holiday Helpers events at Target to shop for holiday gifts with Baltimore youth in need (2014-15)
- Visited with patients unable to go home for the holidays at Union Memorial Hospital (2015)
- Joined teammates and Ravens alumni in serving a warm meal to 500 men at the Helping Up Mission (2015)
- Consistently supports programs benefitting the wellbeing of animals...Joined teammates to host a "Photos with Santa" event at the Downtown Dog Resort to benefit the Baltimore Animal Rescue and Care Shelter (2015) and was an honorary participant in the Maryland SPCA annual March for Animals (2014)
- Joined teammates at a Ravens "Sip and Paint" event for breast cancer survivors and those undergoing treatment (2015)
- Helped promote PLAY 60, the NFL movement for an active generation by participating in a PLAY 60 assembly at Runnymede Elementary (2015)...Hosted a Fuel Up to PLAY 60 school visit at his old elementary school in his hometown of Tennessee (2014)...Participated in a PLAY 60/Project ACES Kickoff Event at Piney Ridge Elementary School (2014)
- Consistently supports programs benefitting the military...Participated in a workout alongside members of the Wounded Warrior Project at the Under Armour Performance Center (2015), served a holiday dinner to homeless veterans at the Maryland Center for Veterans Education and Training (MCVET) facility (2014), and joined teammates at BWI Thurgood Marshall Airport to distribute t-shirts, sign autographs and welcome home troops who had been serving overseas (2013)
- Represented the team, alongside Ravens president Dick Cass, at the Opening Ceremony for the City Spring Community Athletic Complex (2014)
- Participated in the Ravens Foundation Habitat for Humanity home build in Washington Village (2013)
- Consistently supports team and teammates' charitable endeavors, including the Goodwill Gridiron Halloween party to benefit Goodwill Industries of the Chesapeake, the Ravens annual Hometown Huddle TEAM Challenge, the Ravens annual GamePlanEarth initiatives and the Lardarius Webb Charity Softball Game
- March 7, 2013 was proclaimed Morgan Cox Day in his hometown of Collierville, TN.
- Was the Ravens 2011 Ed Block Courage Award recipient for his courage on and off the field



REGULAR SEASON

SPECIAL TEAMS TACKLES (6): 2010 (2); 2012 (2); 2013 (2)

CAREER SINGLE-GAME HIGHS (REGULAR SEASON)

Total Special Teams Tackles: 1 6 times (last: 11/10/13 vs. Cin.)

94

DEFENSIVE TACKLE
6-5 | 327



CARL DAVIS

COLLEGE: IOWA HS: STEVENSON (STERLING HEIGHTS, MI)

BORN: 3/2/92, DETROIT, MI

EXP. (NFL/RAVENS): 2/2 GP/GS (PLAYOFFS): 13/3 (0/0)



— KEY TRANSACTIONS —

- Selected by the Ravens in the third round (90th overall) of the 2015 NFL Draft

— CAREER HIGHLIGHTS —

- As a rookie in 2015, registered 11 tackles (4 solo) and 2 PD for the NFL's eighth-ranked defense (337.4 ypg), which finished No. 2 overall (291.1 ypg) and No. 1 vs. the pass (183.3 ypg) over the season's final eight games
- Notched 1 solo tackle and 1 PD in his first-career NFL start vs. Cin. (9/27/15)
- Established career highs in tackles (3) and solo stops (2) in his NFL debut at Den. (9/13/15)

— PERSONAL —

- In the process of officially trademarking the term "TRENCHWORK," a mindset he embodies daily
- Was an accomplished drummer in his church band while growing up

— SEASON RECAPS —

2015: (BALTIMORE RAVENS – 13/3)

- Registered 11 tackles (4 solo) and 2 PD for the NFL's eighth-ranked defense (337.4 ypg), which finished No. 2 overall (291.1 ypg) over the season's final eight games
- Tallied 1 stop for a defense that held the Jaguars to 258 total net yards vs. Jax. (11/15)
- Started and registered 1 tackle, helping limit the Browns to just 83 rushing yards vs. Cle. (10/11)
- Started and had 1 tackle for a defense that held the Steelers to 263 total yards in the 23-20 OT win at Pit. (10/1)
- Posted 1 solo stop and 1 PD in his first-career NFL start vs. Cin. (9/27)...Helped limit the Bengals to 86 rushing yards
- Made his NFL debut, posting a career-high 3 stops (2 solo) and 1 PD for a defense that did not allow a TD at Den. (9/13)

— COLLEGE —

- Competed in 43 games (26 starts) during his four-year Iowa career (2011-14), totaling 94 tackles (31 solo), 3.5 sacks (-18 yards), 14.5 TFL (-44 yards), 2 FRs and 1 PD...Was a two-time second-team All-Big Ten honoree for the Hawkeyes
- Named second-team All-Big Ten by league coaches, media and *College Sports Madness* after posting 36 tackles, including a career-high 14 solo, 2 sacks (-8 yards), 9 TFL (-27 yards), 1 FR and 1 blocked FG as a senior in 2014... Named to the team's Leadership Group
- Majored in leisure studies at Iowa

— HIGH SCHOOL —

- Prepped at Stevenson (Sterling Heights, MI) HS, where he lettered in football, basketball and track and field
- Earned first-team All-Conference and first-team All-State (*Detroit Free Press, Detroit News and Macomb Daily*) honors as a senior in 2009 after recording 58 tackles, 6 sacks, 1 INT and 2 blocked FGs
- Helped guide the team to a 2009 State Championship appearance after a 13-1 season

2015

GAME-BY-GAME DEFENSE

RAVENS

Date/Opp.	TT	Solo	Asst.	Sacks	INT	PD	FF	FR
9/13 @ Den.	3	2	1	0-0	0-0	1	0	0
9/20 @ Oak.	0	0	0	0-0	0-0	0	0	0
9/27 vs. Cin.	1	0	1	0-0	0-0	1	0	0
10/1 @ Pit.	1	1	0	0-0	0-0	0	0	0
10/11 vs. Cle.	1	0	1	0-0	0-0	0	0	0
10/18 @ SF	0	0	0	0-0	0-0	0	0	0
10/26 @ Ari.	2	1	1	0-0	0-0	0	0	0
11/1 vs. SD	1	0	1	0-0	0-0	0	0	0
11/15 vs. Jax.	1	0	1	0-0	0-0	0	0	0
11/22 vs. STL	0	0	0	0-0	0-0	0	0	0
11/30 @ Cle.	INACTIVE							
12/6 @ Mia.	INACTIVE							
12/13 vs. Sea.	INACTIVE							
12/20 vs. KC	1	0	1	0-0	0-0	0	0	0
12/27 vs. Pit.	0	0	0	0-0	0-0	0	0	0
1/3/16 @ Cin.	0	0	0	0-0	0-0	0	0	0
Totals	11	4	7	0-0	0-0	2	0	0

REGULAR SEASON

Year	Team	GP	GS	TACKLES			SACKS		INTERCEPTIONS				FUMBLES			
				TT	Solo	Asst.	No.	Yards	No.	Yards	LG	TD	PD	FF	FR	Yards
2015	Baltimore	13	3	11	4	7	0.0	0.0	0	0	0	0	2	0	0	0
Totals		13	3	11	4	7	0.0	0.0	0	0	0	0	2	0	0	0

CAREER SINGLE-GAME HIGHS (REGULAR SEASON)

Total Tackles: 3 (9/13/15 at Den.)	INTs: None	Forced Fumbles: None
Solo Tackles: 2 (9/13/15 at Den.)	Passes Defensed: 1 2 times (last: 9/27/15 vs. Cin.)	Fumble Recoveries: None
Sacks: None		

94 CARL DAVIS



— DAVIS' COMMUNITY IMPACT —

- Helped promote PLAY 60, the NFL movement for an active generation, by joining teammates for a PLAY 60 Challenge Kickoff assembly at Gen. John Stricker Middle School (2015) and participated in the Ravens annual Hispanic Heritage Month football clinic to teach predominantly Hispanic children the fundamentals of football (2015)
- Alongside Giant Food, helped distribute 150 holiday food baskets to families in need at the Harry & Jeanette Weinberg Family Center YMCA (2015)



GETTING 'EM OUT

Since Dean Pees was named the Ravens' "D" coordinator in 2012, Baltimore has forced the NFL's third-most three-and-outs (194). The Pees-led unit also owns the league's third-best three-and-out percentage (25.4) during that span. The Ravens produced the league's second-most three-and-outs (54) in 2013, and in 2014, had 43 (tying NYG for ninth in the NFL).

DEFENSIVE THREE-AND-OUTS / 2012-15

Rk.	Team	Defensive Series	3-&-Out Drives	3-&-Out Pct.
1.	Denver Broncos	795	215	27.0
2.	New York Jets	763	200	26.2
3.	Baltimore Ravens	763	194	25.4
4.	Houston Texans	791	193	24.4
5.	Arizona Cardinals	789	186	23.6



39

CORNERBACK
5-11 | 180



WILL DAVIS

COLLEGE: UTAH STATE **HS:** CENTRAL VALLEY (SPOKANE VALLEY, WA)

BORN: 5/8/90, SPOKANE, WA

EXP. (NFL/RAVENS): 4/2 **GP/GS (PLAYOFFS):** 17/0 (0/0)

— KEY TRANSACTIONS —

- Placed on Injured Reserve (knee) on 10/13/15
- Traded by Miami to Baltimore on 9/21/15
- Originally selected by Miami in the third round (93rd overall) of the 2013 NFL Draft

— CAREER HIGHLIGHTS —

- Set single-season career highs in tackles (12), PD (3) and special teams stops (5) in 2014
- Tallied a career-high 7 tackles (all solo) vs. NE on 12/15/13

— PERSONAL —

- Was elected student body president of Central Valley (Spokane, WA) HS

— SEASON RECAPS —

2015: (BALTIMORE RAVENS – 2/0)

- Competed in two games for Baltimore, notching 1 solo tackle and 1 PD, before being placed on Injured Reserve (knee) on 10/13...Traded by Miami to Baltimore for a 2016 seventh-round draft pick on 9/21
- Played from scrimmage before suffering a season-ending knee injury in vs. Cle (10/11)
- Posted 1 solo stop and 1 PD in his Ravens debut, helping limit the Steelers to 96 net passing yards in the 23-20 OT victory at Pit. (10/1)

2014: (MIAMI DOLPHINS – 10/0)

- Set single-season career highs in tackles (11), PD (3) and special teams stops (5)
- Recorded a PD in three of the season's first four games and posted a career-high 2 ST tackles at Jax. (10/26)
- Registered a season-best 5 tackles (all solo) at Oak. (9/28)

2013: (MIAMI DOLPHINS – 5/0)

- Totaled 8 tackles (all solo) after being drafted in the third round (93rd overall) by the Dolphins
- Tallied a career-high 7 tackles (all solo) vs. NE (12/15)

— COLLEGE —

- Played in 26 games (18 starts) at Utah State, totaling 99 tackles (67 solo), 8 TFL and 5 INTs
- Earned All-America recognition from *CBSSports.com* (third team), *Phil Steele* (fourth team) and *SI.com* (honorable mention) and first-team All-WAC honors as a senior in 2012...Was twice named WAC Defensive Player of the Week (11/5/12 & 11/26/12) and College Football Performance Awards (CFPA) Honorable Mention National DB of the Week (10/20/12 & 11/24/12)
- Registered an INT in five-consecutive games as a senior in 2012, the longest such streak by an Aggie since 1973
- Was a first-team All-Golden Gate Conference and All-State honoree at De Anza (CA) CC with 8 INTs (led the Northern California Football Association) as a sophomore in 2010
- Originally attended Western Washington before the football program was eliminated
- Graduated with a degree in interdisciplinary studies

— HIGH SCHOOL —

- Prepped at Central Valley (Spokane Valley, WA) HS, where he recorded 33 tackles, 7 INTs, 2 FFs and 1 FR, earning second-team All-Greater Spokane League honors in his only season of football...Also caught 16 passes for 135 yards and 4 TDs at WR
- Was a three-time letterman, honorable mention all-league recipient and team MVP as a senior in basketball
- Received four letters in track, finishing third at the state meet in triple jump his senior year

REGULAR SEASON

Year	Team	GP	GS	TACKLES			SACKS		INTERCEPTIONS				FUMBLES				
				TT	Solo	Asst.	No.	Yards	No.	Yards	LG	TD	PD	FF	FR	Yards	
2013	Miami	5	0	8	8	0	0.0	0.0	0	0	0	0	0	0	0	0	0
2014	Miami	10	0	12	11	1	0.0	0.0	0	0	0	0	3	0	0	0	
2015	Baltimore	2	0	1	1	0	0.0	0.0	0	0	0	0	1	0	0	0	
Totals		17	0	21	20	1	0.0	0.0	0	0	0	0	4	0	0	0	

SPECIAL TEAMS TACKLES (5): 2014 (5)

CAREER SINGLE-GAME HIGHS (REGULAR SEASON)

Total Tackles:
7 (12/15/13 vs. NE)
Solo Tackles:
7 (12/15/13 vs. NE)
Sacks:
None

INTs:
None
Passes Defensed:
1 4 times (last: 10/1/15 at Pit.)

Forced Fumbles:
None
Fumble Recoveries:
None

39 WILL DAVIS

2015

GAME-BY-GAME DEFENSE

DOLPHINS/RAVENS

Date/Opp. TT Solo Asst. Sacks INT PD FF FR

WITH MIAMI

9/13 @ Was. INACTIVE

9/20 @ Jax. INACTIVE

WITH BALTIMORE

9/27 vs. Cin. INACTIVE

10/1 @ Pit. 1 1 0 0-0 0-0 1 0 0

10/11 vs. Cle. 0 0 0 0-0 0-0 0 0 0

10/18 @ SF INJURED RESERVE - KNEE

10/26 @ Ari. INJURED RESERVE - KNEE

11/1 vs. SD INJURED RESERVE - KNEE

11/15 vs. Jax. INJURED RESERVE - KNEE

11/22 vs. STL INJURED RESERVE - KNEE

11/30 @ Cle. INJURED RESERVE - KNEE

12/6 @ Mia. INJURED RESERVE - KNEE

12/13 vs. Sea. INJURED RESERVE - KNEE

12/20 vs. KC INJURED RESERVE - KNEE

12/27 vs. Pit. INJURED RESERVE - KNEE

1/3/16 @ Cin. INJURED RESERVE - KNEE

Totals 1 1 0 0-0 0-0 1 0 0



HOME FAST FACTS

- Entering 2016, Baltimore has won 12 of its last 16 home games vs. AFC North foes.
- Under head coach John Harbaugh (2008-15), the Ravens are 17-7 in home games played against AFC North foes.
- In the Ravens' 20-year history (1996-2015), Baltimore has hosted 17 games when the temperature was below 40 degrees. The Ravens are an impressive 15-2 in these contests, winning 15 of the past 16.
- The Ravens are 12-7 in December home games under coach Harbaugh (2008-15) and 32-15 in such games during their 20-year history.
- Under coach Harbaugh, the Ravens are 14-3 in November home games, producing the NFL's best such mark in that time (2008-15). The Ravens have won 12 of their past 14 home games in November.
- The Ravens are 12-2 at home all time against teams from the West Coast (Oak. – 5-0, SD – 3-1, SF – 2-0 and Sea. – 2-1).
- Entering 2016, Baltimore is 30-7-1 all time in home games vs. NFC teams, winning 17 of its last 19 such contests.
- Under coach Harbaugh, the Ravens are 13-2 in September home games, ranking as the NFL's best such mark during that span (2008-14). The Ravens have won 16 of their past 18 home games in September.
- Baltimore is 4-2 and 4-1 on Monday and Thursday Night Football games played at home, respectively, during the team's 20-year history. The Ravens have never lost a weeknight home game under head coach John Harbaugh (2008-15), posting a 5-0 record.

PLAYOFF PERFORMERS

The Baltimore Ravens have earned 10 playoff berths in their 20-year history (2014, 2012, 2011, 2010, 2009, 2008, 2006, 2003, 2001, 2000). Baltimore's 10 berths since 2000 rank third in the AFC and tie for fourth in the NFL.

AFC PLAYOFF BERTHS (2000-15)

Rk.	Team	Berths
1.	Indianapolis Colts	13
	New England Patriots	13
3.	Baltimore Ravens	10
	Pittsburgh Steelers	10
5.	Denver Broncos	9

NFC PLAYOFF BERTHS (2000-15)

Rk.	Team	Berths
1.	Green Bay Packers	12
2.	Philadelphia Eagles	10
	Seattle Seahawks	10
4.	New York Giants	7
5.	Atl., Car., Min. & NO	6

62

GUARD
6-5 | 329



VLADIMIR DUCASSE

COLLEGE: MASSACHUSETTS HS: STAMFORD (CT)

BORN: 10/15/87, PORT-AU-PRINCE, HAITI

EXP. (NFL/RAVENS): 7/1 GP/GS (PLAYOFFS): 79/22 (1/0)

— KEY TRANSACTIONS —

- Signed with Baltimore as a free agent on 5/16/16
- Signed with the Bears as free agent on 3/16/15
- Signed with Minnesota as a free agent on 3/27/14
- Originally selected by the Jets in the second round (61st overall) of the 2010 NFL Draft

— CAREER HIGHLIGHTS —

- Has started 21 of 45 games over the past three seasons
- In 2015, played in 16 games (11 starts) for the Bears, who ranked 11th in the NFL in rushing yards per game (115.9)...Also blocked for QB Jay Cutler, who posted a career-high 92.3 passer rating
- In 2012, played in all 16 games for NYJ, helping block for RB Shonn Greene, who rushed for 1,036 yards and 8 TDs
- Made his first-career start in 2011 at TE when the Jets opened with an extra offensive lineman

— PERSONAL —

- Born in Port-Au-Prince, Haiti, and moved to the United States in 2002 when he was 15...While in America, Vladimir was raised with his brother, Macarthur, by their aunt and uncle Virginia and Lezanoro Ducasse
- Father, Delinois, still resides in Haiti

— SEASON RECAPS —

2015: (CHICAGO BEARS – 16/11)

- Saw action in 16 games, starting in five of the Bears' six victories on the season...Played both RG and LG
- Helped Chicago produce 115.9 rushing yards per game, ranking No. 11 in the NFL...Also blocked for QB Jay Cutler, who posted a career-high 92.3 passer rating
- Helped Cutler produce 345 passing yards, including 151 to WR Alshon Jeffery, and 2 TDs in a victory vs. SD (11/9)

2014: (MINNESOTA VIKINGS – 13/6)

- Made four starts at RG and two at LG, helping Minnesota rank 14th in the NFL in rushing yards per game (112.8)
- Blocked for QB Teddy Bridgewater, who produced three 300-yard passing games, 14 TDs and an 85.2 passer rating

2013: (NEW YORK JETS – 16/4)

- Started the season's opening four games at LG...Helped RBs Chris Ivory (833) and Bilal Powell (697) rush for a combined 1,530 yards on the year...The Jets ranked sixth league-wide in rushing yards per game (134.9)

- Blocked for rookie QB Geno Smith, who completed 16 of 29 passes for a season-high 331 yards, including 154 to WR Santonio Holmes and 108 to WR Stephen Hill, vs. Buffalo (9/22)...Also blocked for Bilal Powell, who ran for a career-high 149 yards in the game

2012: (NEW YORK JETS – 16/0)

- Saw action in all 16 games, helping Shonn Greene rush for 100-plus yards in two victories vs. Ind. (10/14) and Ari. (12/2), including a career-high 161 yards and 3 TDs vs. Indy
- Part of an O-line that helped QB Mark Sanchez post three 300-yard passing games and 13 TDs passing on the year

2011: (NEW YORK JETS – 16/1)

- Made his first-career start against KC (12/11) when the Jets opened with an extra O-lineman...Saw action in all 16 regular season games for the first time in his career
- Helped RB Shonn Greene register 1,054 rushing yards and 6 TDs, adding a career-high 211 receiving yards

2010: (NEW YORK JETS – 2/0, 1/0)

- Made his NFL debut in the team's fourth game at Buf. (10/3)
- Returned to the field at guard after a Brandon Moore injury in the regular season finale vs. Buf. (1/2/11)
- Helped the Jets' offense lead the team to a victory in the Divisional Playoff at NE (1/16/11), advancing to the AFC Championship

— COLLEGE —

- Competed in 35 games at Massachusetts, blocking for a running back corps that produced a 100-yard rusher in 23 of those games
- Earned *Associated Press* and *Sports Network* first-team All-American and Colonial Athletic Association All-Conference honors as a senior
- Majored in African-American studies

— HIGH SCHOOL —

- Started 20-consecutive games at Stamford (CT) HS, where he was named first-team All-State by the Connecticut High School Coaches Association...Also earned first-team All-Fairfield County by the FCIAC Coaches
- Selected to play in the Governor's Cup All-Star Game against Rhode Island
- Also starred in track & field and basketball at Stamford... Captured a league championship in the discus and was runner-up in the shot put

58

OUTSIDE LINEBACKER

5-11 | 250



ELVIS DUMERVIL

COLLEGE: LOUISVILLE HS: JACKSON (MIAMI, FL)

BORN: 1/19/84, MIAMI, FL

EXP. (NFL/RAVENS): 11/4 GP/GS (PLAYOFFS): 138/96 (5/3)



2009, 2011-12,
2014-15

— KEY TRANSACTIONS —

- Signed with the Ravens as a free agent on 3/26/13 after being released by the Broncos on 3/15/13
- Originally drafted by Denver in the fourth round (126th overall) of the 2006 NFL Draft

— HONORS —

- Five-time Pro Bowler (2009, 2011-12, 2014-15)
- *Associated Press* first-team All-Pro (2009 and 2014)
- Broncos Ed Block Courage Award Winner (2011)
- *ESPN.com* first-team All-Pro (2009)
- Pro Football Weekly/PFWA first-team All-Pro (2009)
- *The Sporting News* first-team All-Pro (2009)
- NFL Alumni Pass Rusher of the Year (2009)
- AFC Defensive Player of the Week (Week 14, 2014; Week 14, 2008 and Week 14, 2007)
- Darrent Williams Good Guy Award from Denver media (2009)

— CAREER HIGHLIGHTS —

- His 96 career sacks tie (Mario Williams) for fifth among active players, while his 32.5 QB drops since joining the Ravens in 2013 stand fourth (tied) in the NFL
- Dumervil's 31 games with at least 1.5 sacks tie (Jared Allen) as the NFL's most since 2006
- Established a Ravens' franchise-record with a career-high-tying 17 sacks (third in the NFL) in 2014
- With his 17 sacks in 2014, he teamed with OLB Terrell Suggs (12) to post the NFL's most sacks by any duo (29)
- Led the NFL in sacks with a career-high and then-franchise-record 17 for the Broncos in 2009
- Recorded a career-high and Broncos single-game franchise-record 4 sacks at Cle. (9/20/09)
- Broncos sack leader in four of his six playing seasons (missed the 2010 season with a pectoral injury)

— PERSONAL —

- Half-brother, Curry Burns, played DB at Louisville (2000-02) and spent time with Hou., NYG, Was. and NO
- Wears No. 58 because he admired former NFL LB Derrick Thomas while growing up
- Was inducted into Louisville's Ring of Honor (Nov. 2015)
- Middle name is "Kool"...Notes Dumervil: "That's how you can tell if you've known me for a while. People who really know me call me Kool."
- He and his wife, Jennifer, have a newborn daughter (Ella)
- Both of Dumervil's parents are from Haiti, and he was raised in the transplanted Caribbean culture known as "Little Haiti" in Miami

— SEASON RECAPS —

2015: (BALTIMORE RAVENS – 16/16)

- Led Baltimore's pass rush with 6 sacks (-33 yards), adding 48 tackles (29 solo), 1 PD, 1 FF and 2 FRs
- Helped lead the NFL's eighth-ranked defense (337.4 ypg), which finished No. 2 overall (291.1 ypg) and No. 1 vs. the pass (183.3 ypg) over the season's final eight games
- Recovered a Courtney Upshaw-forced fumble at the Ravens' 41-yard line to set up a 47-yard game-winning K Justin Tucker FG in the 16-13 victory vs. STL (11/22)
- Produced a season-high 2 sacks (-10 yards), adding 4 stops (2 solo) and 1 PD vs. Jax. (11/15)
- Posted 6 tackles (5 solo) and 1 sack (-6 yards), helping limit the Steelers to 96 net passing yards, in the 23-20 OT victory at Pit. (10/1)...Made a critical fourth-and-2 stop, tackling QB Mike Vick for no gain, during the first overtime drive
- Sacked QB Andy Dalton, forcing a fumble that ILB C.J. Mosley returned 41 yards for a TD vs. Cin. (9/27)

2014: (BALTIMORE RAVENS – 16/2, 2/0)

- Named to his fourth Pro Bowl after tying a career high (2009) with a Ravens' franchise-record 17 sacks (third in the NFL) for -127.5 yards (also a franchise record)...Recorded 35 tackles (24 solo), 2 FFs, 1 FR and 1 PD
- Ravens finished second (tied, Philadelphia) in the league with 49 sacks (Buffalo - 54)...Teamed with OLB Terrell Suggs (12) to post the NFL's most sacks by a duo (29)
- Saw action in both postseason contests and had 3 tackles, including 2 sacks (-18 yards), for a defense that produced 7 sacks and allowed 82 rushing yards in two playoff games
- Tallied a postseason career-high 2 sacks (-18 yards), for a defense that produced 5 sacks in the 30-17 victory in the Wild Card game at Pit. (1/3/15)
- Posted a Ravens' franchise-record and career-high-tying 17th sack (-8 yards) for a defense that posted a season-high 8 sacks in the 20-12 victory vs. Jax. (12/14)
- Earned AFC Defensive Player of the Week honors after setting the Ravens' single-season sacks record with his 16th QB drop in the 28-13 victory at Mia. (12/7)...He had 4 tackles, 3.5 sacks (-25 yards) and 1 FF for a defense that recorded 6 sacks and allowed 249 total yards

2013: (BALTIMORE RAVENS – 15/3)

- Recorded 31 tackles (18 solo), was second on the team with 9.5 sacks (-64 yards) and posted 3 PD and 2 FFs (missed one game due to an ankle injury)
- Played in his 100th-career game and posted 3 tackles, including a team-leading 3 sacks (-21 yards), in the 20-17 overtime win vs. Cin. (11/10)

58 ELVIS DUMERVIL

- Recorded 3 tackles, including a team-leading 2 sacks (-11 yards) and a career-high-tying 2 FFs, vs. GB (10/13)
- Posted 2 solo tackles, including a sack (-5 yards) and 1 PD, for a defense that allowed 22 rushing yards in the 26-23 win at Mia. (10/6)...His fourth-quarter sack backed the Dolphins up to Baltimore's 39 to make a potential game-tying 57-yard FGA; the kick was no good

2012: (DENVER BRONCOS – 16/16, 1/1)

- Earned his third-career (second-consecutive) Pro Bowl nod after finishing second on the Broncos with 11 sacks (-83 yards) and tying for a team-high 6 FFs
- Dumervil's 54 tackles (32 solo) led all of Denver's defensive linemen on the season
- Served as a team captain for the first time in his NFL tenure
- Posted 3 tackles (2 solo) and forced a half-sack in the 38-35 double-OT loss in the Divisional game vs. Bal. (1/12/13)
- Had a season-high 5 solo tackles, adding 2 sacks (-9 yards), a career-best 2 FFs and 1 PD in the 35-24 win at SD (10/15)
- Registered his first-career safety on a sack of Texans QB Matt Schaub vs. Hou. (9/23)

2011: (DENVER BRONCOS – 14/14, 2/2)

- Earned his second-career Pro Bowl selection after finishing second on the team with 9.5 sacks (-63 yards), adding 42 tackles (31 solo), 1 PD and 1 FR
- Voted by his teammates as the Broncos' recipient of the Ed Block Courage Award for his perseverance in overcoming his 2010 pectoral injury
- Started both postseason games, totaling 3 tackles, 1 sack (-11 yards) and 1 FF
- Recorded 3 solo tackles and a sack (-5 yards), for his eighth-straight game with at least a half-sack at Buf. (12/24)

2010: (DENVER BRONCOS – 0/0, INJURED RESERVE)

- Missed the entire season after being placed on Injured Reserve (pectoral) on 9/4

2009: (DENVER BRONCOS – 16/14)

- Named as a Pro Bowl starter in his first year as a LB after

becoming the first Bronco in franchise history to lead the league in sacks with a club-record 17 (-88.5 yards)

- Added 49 tackles (42 solo), 3 PD, 4 FFs and 1 FR as he earned first-team All-Pro recognition from multiple outlets
- Led the NFL with a Broncos' record 7 multiple-sack games
- Netted 5 tackles (4 solo), 1 FF and 2 sacks (-7 yards), which tied for the second fastest in NFL history to 10 sacks in a season (six games) at SD (10/19)
- Had 7 solo tackles, including a Broncos' franchise-record 4 sacks (-15 yards), and netted 1 FR and 1 PD vs. Cle. (9/20)

2008: (DENVER BRONCOS – 16/15)

- Posted 44 tackles and tied for the team lead with 5 sacks (-35 yards), adding 1 FF and 1 FR
- Recorded a season-high 8 tackles (5 solo) and 2 sacks (-15 yards) on Monday Night Football at NE (10/20)

2007: (DENVER BRONCOS – 16/16)

- Finished with a career-high 56 tackles (43 solo), a team-high 12.5 sacks (-62.5 yards), 1 INT (returned for 27 yards), a career-high 7 PD, 4 FFs and 3 FRs
- His 12.5 sacks represented the most by a Bronco since 1999 (Trevor Pryce, 13)
- Tied for the NFL lead among D-linemen and ranked second among all Broncos with 4 take-aways (3 FRs and 1 INT).
- Dumervil's career-high 7 PD were the most by a Broncos D-lineman since 1995 (Michael Dean Perry, 8)
- Earned AFC Defensive Player of the Week after netting 5 solo tackles, 3 sacks (-15 yards) and 1 FF vs. K.C. (12/9)

2006: (DENVER BRONCOS – 13/0)

- Posted 19 tackles (15 solo), 8.5 sacks (-56.5 yards), 2 FFs and a team-high 3 FRs...Sack total ranked third among NFL rookies and tied for the third-highest total by a rookie in Broncos history
- Recorded 3 sacks (-16 yards) and netted the first FR of his career at Cle. (10/22)
- Posted 3 tackles, including the first 2 sacks of his career (-15 yards) in his second-career game, vs. Oak. (10/15)

— DUMERVIL'S COMMUNITY IMPACT —



- Supported the Ravens Hometown Huddle at M&T Bank Stadium, joining teammates to complete various activities alongside students from Liberty Elementary for the NFL's league-wide day of service that promotes youth health and fitness
- Traveled to Haiti to help build 58 homes for people who are still recovering from the 2010 earthquake devastation (2016)
- Alongside the Lady Ravens Association, helped distribute coats and warm weather gear to homeless men at the annual Helping Up Mission Coat Distribution (2013)
- Has worked with American Group Home and Open Door Youth Gang Alternatives on charitable projects
- Bought tickets for and hosted 20 underprivileged children for Broncos home games (2010)

58 ELVIS DUMERVIL

— COLLEGE —

- Played 44 career games (24 starts) at Louisville and posted 151 tackles (83 solo), 11 FFs, 3 FRs, 1 INT and 4 PD to go along with 32 sacks (-223 yards)
- Finished his career ranked second on the school's all-time sacks list and third on its all-time TFL chart (42.5)
- Earned several national accolades as a senior after a record-setting season when he led the nation with a school-record 20 sacks (-165 yards) in 2005...His 20 sacks marked the second-highest single-season sack total in NCAA history behind Terrell Suggs' 24 for Arizona State (2002)
- Bronko Nagurski Award winner (nation's best defensive player) and was a Walter Camp Top 10 Player of the Year as well as a first-team All-American as a senior
- Tabbed the Big East Conference Defensive Player of the Year and a finalist for the Vince Lombardi Award (nation's top D-lineman) as a senior
- Set an NCAA record with 10 FFs as a senior and totaled 65 tackles (38 solo), 1 INT, 1 FR and 4 PD
- His 9 sacks in Louisville's first two games as a senior set an NCAA record for most sacks in consecutive games

— HIGH SCHOOL —

- Was a three-year starter at Jackson (Miami, FL) HS, where he totaled a school-record 78 sacks during his prep career and was a two-time All-State selection
- Had 110 tackles and 30 sacks as a senior while posting 3 FFs and 4 FRs en route to earning the team's defensive MVP

2015

GAME-BY-GAME DEFENSE

RAVENS

Date/Opp.	TT	Solo	Asst.	Sacks	INT	PD	FF	FR
9/13 @ Den.	2	2	0	0-0	0-0	0	0	0
9/20 @ Oak.	2	2	0	0-0	0-0	0	0	0
9/27 vs. Cin.	2	2	0	1-3	0-0	0	1	0
10/1 @ Pit.	6	5	1	1-6	0-0	0	0	0
10/11 vs. Cle.	2	0	2	0-0	0-0	0	0	0
10/18 @ SF	5	3	2	0.5-4	0-0	0	0	0
10/26 @ Ari.	1	0	1	0-0	0-0	0	0	0
11/1 vs. SD	5	3	2	0-0	0-0	0	0	0
11/15 vs. Jax.	4	2	2	2-10	0-0	1	0	0
11/22 vs. STL	3	1	2	0-0	0-0	0	0	1
11/30 @ Cle.	4	3	1	1.5-10	0-0	0	0	0
12/6 @ Mia.	3	2	1	0-0	0-0	0	0	0
12/13 vs. Sea.	2	0	2	0-0	0-0	0	0	1
12/20 vs. KC	2	2	0	0-0	0-0	0	0	0
12/27 vs. Pit.	2	0	2	0-0	0-0	0	0	0
1/3 @ Cin.	3	2	1	0-0	0-0	0	0	0
Totals	48	29	19	6-33	0-0	1	1	2



SACKS OF DOOM

OLB Elvis Dumervil has totaled 378 tackles (264 solo), 96 sacks, 22 FFs, 12 FRs, 1 INT and 17 PD in his career. He had a team-high (and single-season franchise record) 17 QB drops in 2014 and owned a team-best 6 in 2015. Since entering the NFL in 2006, Dumervil's 96 sacks tie for third among all NFL players.

NFL SACKS LEADERS

(Since Dumervil's First NFL Season in 2006)

Rk.	Player	Sacks	Yards
1.	DeMarcus Ware (Den.)	126.5	814.0
2.	Jared Allen (now retired)	116.0	739.5
3.	Elvis Dumervil (Bal.)	96.0	613.0
	Mario Williams (Mia.)	96.0	551.5

REGULAR SEASON

Year	Team	GP	GS	TACKLES			SACKS		INTERCEPTIONS					FUMBLES		
				TT	Solo	Asst.	No.	Yards	No.	Yards	LG	TD	PD	FF	FR	Yards
2006	Denver	13	0	19	15	4	*8.5	*56.5	0	0	0	0	0	2	*3	13
2007	Denver	16	16	56	43	13	*12.5	*62.5	1	27	27	0	7	*4	*3	0
2008	Denver	16	15	44	30	14	*5.0	*35.0	0	0	0	0	0	1	*1	0
2009	Denver	16	14	49	42	7	*17.0	*88.5	0	0	0	0	3	*4	1	0
2010	Denver	--	--	--	--	--	--	--	INJURED RESERVE - TORN PECTORAL					--	--	--
2011	Denver	14	14	42	31	11	9.5	63.0	0	0	0	0	1	0	*1	0
2012	Denver	16	16	54	32	22	11.0	83.0	0	0	0	0	1	*6	0	0
2013	Baltimore	15	3	31	18	13	9.5	*64.0	0	0	0	0	3	2	0	0
2014	Baltimore	16	2	35	24	11	*^17	*^127.5	0	0	0	0	1	2	1	0
2015	Baltimore	16	16	48	29	19	6.0	33.0	0	0	0	0	1	1	2	0
Totals		138	96	378	264	114	96.0	613.0	1	27	27	0	17	22	12	13

^RAVENS FRANCHISE RECORD

*LED TEAM

CAREER SINGLE-GAME HIGHS (REGULAR SEASON)

Total Tackles:

8 2 times (last: 1/1/12 vs. KC)

Solo Tackles:

7 (9/20/09 vs. Cle.)

Sacks:

4 (9/20/09 vs. Cle.)

INTs:

1 (9/9/07 at Buf.)

Passes Defensed:

3 (9/30/07 at Ind.)

Forced Fumbles:

2 2 times (last: 10/13/13 vs. GB)

Fumble Recoveries:

2 (12/30/07 vs. Min.)

POSTSEASON

Year	Team	GP	GS	TACKLES			SACKS		INTERCEPTIONS					FUMBLES		
				TT	Solo	Asst.	No.	Yards	No.	Yards	LG	TD	PD	FF	FR	Yards
2011	Denver	2	2	3	2	1	1.0	11.0	0	0	0	0	0	1	0	0
2012	Denver	1	1	3	2	1	0.5	3.5	0	0	0	0	0	0	0	0
2014	Baltimore	2	0	3	3	0	2.0	18.0	0	0	0	0	0	0	0	0
Totals		5	3	9	7	2	3.5	32.5	0	0	0	0	0	1	0	0

26

SAFETY
5-10 | 209



MATT ELAM

COLLEGE: FLORIDA **HS:** WILLIAM T. DWYER (WEST PALM BEACH, FL)
BORN: 9/21/91, PALM BEACH GARDENS, FL
EXP. (NFL/RAVENS): 4/4 **GP/GS (PLAYOFFS):** 32/26 (2/1)

— KEY TRANSACTIONS —

- Placed on Injured Reserve (biceps) on 8/31/15
- Originally selected by the Ravens in the first round (32nd overall) of the 2013 NFL Draft
- Elected to forego his senior season at Florida to declare for the 2013 NFL Draft

— CAREER HIGHLIGHTS —

- Recorded 47 tackles (29 solo), 5 PD, 1 FF and his first-career sack (a half-sack) in 2014 for a defense that finished second (tied with Philadelphia) in the league with 49 sacks (Buffalo - 54)
- Finished his rookie season (2013) with 76 tackles (53 solo), 3 PD, 2 FRs and 1 INT
- Established a career high (tied twice) with 10 tackles (7 solo) and his first-career INT at Det. (12/16/13)
- Started his first-career game and posted 5 tackles vs. Cle. (9/15/13)

— PERSONAL —

- Worked as a part-time sales associate at Finish Line shoe store in a Gainesville, FL, mall to study the retail business during the summer after his rookie season
- Went back to school during the 2014 offseason to continue working toward his degree in anthropology at the University of Florida
- Older brother, Abram, played for the Dolphins, Chiefs, Cowboys, Browns and Jets during his NFL career

— SEASON RECAPS —

2015: (BALTIMORE RAVENS – 0/0, INJURED RESERVE)

- Missed the entire season after suffering a torn biceps in training camp on 8/1...Placed on Injured Reserve on 8/31

2014: (BALTIMORE RAVENS – 16/11, 2/1)

- Had 47 tackles (29 solo), 5 PD, 1 FF and a half-sack...Ravens allowed the sixth-fewest points per game (18.9) in 2014
- Collected 1 solo stop and thwarted a two-point conversion, snagging a pass in the end zone, in the 30-17 victory in the Wild Card game at Pit. (1/3/15)
- Started at nickel and totaled 4 tackles and his first-career sack (a half-sack for -3 yards) at Pit. (11/2)

- Started and tied for the team lead with a career-high-tying 10 tackles on a defense that did not allow a TD and forced 3 turnovers (2 FRs and 1 INT) vs. Pit. (9/11)

2013: (BALTIMORE RAVENS – 16/15)

- Finished fourth on the team with 76 tackles (53 solo), 3 PD, 2 FRs and 1 INT (returned for 18 yards) as a rookie
- Led the team with a career-high 10 tackles (career-high 7 solo) and recorded his first-career INT with :38 remaining to seal the 18-16 victory at Det. (12/16)
- Had 3 solo tackles and his first-career FR at Pit. (10/20)
- Started and recorded 5 tackles (4 solo) and posted 1 PD for a defense that did not allow a TD for the second-consecutive contest in the 30-9 victory vs. Hou. (9/22)
- Started his first-career NFL game and had 5 tackles for a defense that didn't allow a TD vs. Cle. (9/15)

— COLLEGE —

- Played in 39 games (26 starts) in three seasons at Florida, totaling 176 tackles (124 solo), 5 sacks (-20 yards), 24 TFL, 2 FFs, 1 FR, 13 PD and 6 INTs
- Recorded 76 tackles (58 solo), 2 sacks, 11 TFL, 5 PD and 4 INTs, earning first-team All-American honors by the *Associated Press*, *NFL Draft Report*, *The Sporting News*, *Sports Illustrated* and CBS Sports as a junior in 2012... Also named First-team All-Southeastern Conference by media and coaches, second-team All-American by the Walter Camp Foundation and a semifinalist for Chuck Bednarik and Jim Thorpe Awards
- Registered a career-high 78 tackles (50 solo), 11 TFL, 2 sacks, 2 FFs, 7 PD and 2 INTs, leading a unit that ranked seventh nationally in pass defense (166.9 ypg) and eighth overall (299.5 ypg), as a sophomore in 2011

— HIGH SCHOOL —

- Prepped at William T. Dwyer (West Palm Beach, FL) HS, where he totaled over 200 tackles, including 38 TFL and 15 sacks, in his final two seasons...Five-star prospect, No. 1 safety and No. 10-overall player in the nation by *Scout.com*
- Rushed for 1,883 yards and 27 TDs as a senior, leading Dwyer to a 14-1 record and the 4A State Title...Earned Gatorade Player of the Year, Florida's Mr. Football, 2009 EA Sports first-team All-American and 2010 *Parade* High School All-American honors



DID YOU KNOW?

In the second half of the 2015 season (final eight games), Baltimore posted the NFL's No. 2 overall defense and the No. 1 pass defense.

26 MATT ELAM



2015

GAME-BY-GAME DEFENSE

RAVENS

Date/Opp.	TT	Solo	Asst.	Sacks	INT	PD	FF	FR
9/13 @ Den.								
9/20 @ Oak.								
9/27 vs. Cin.								
10/1 @ Pit.								
10/11 vs. Cle.								
10/18 @ SF								
10/26 @ Ari.								
11/1 vs. SD								
11/15 vs. Jax.								
11/22 vs. STL								
11/30 @ Cle.								
12/6 @ Mia.								
12/13 vs. Sea.								
12/20 vs. KC								
12/27 vs. Pit.								
1/3/16 @ Cin.								
Totals	0	0	0	0-0	0-0	0	0	0



— ELAM'S COMMUNITY IMPACT —

- With his brother, Abram, established the T.E.A.M. Elam Foundation to help combat violence and negative influences surrounding children...Goal of the organization is to provide young people with the skills, knowledge and confidence to succeed in life and build awareness for opportunities that are available for them to become the next generation of community leaders
- Alongside fellow teammates, distributed hundreds of athletic shoes to underprivileged students at Francis Scott Key Elementary/Middle School that participated in the Ravens TEAM Challenge (2015)
- Hosted a pizza party for the winning students of the Ravens Reading Challenge at Charles Carroll Barrister Elementary School #34 (2015)
- Attended the Sports and Fitness Industry Association's 14th annual National Health Through Fitness Day, an event geared toward eliminating the obesity epidemic and helped push fitness bills in congress (2014)
- Active in promoting PLAY 60, the NFL movement for an active generation...Participated in assemblies at Mayfield Woods Middle and Federal Hill Preparatory School, winner of the NFL PLAY 60 Super School title in the Baltimore area (2013)
- Joined teammates in hosting a PLAY 60 youth football clinic at Ft. McHenry (2015) and Aberdeen Proving Ground (2013) for children whose parents currently serve in the U.S. Military
- Participated in the Hometown Huddle Ravens TEAM Challenge...The NFL/United Way Hometown Huddle is a league-wide day of service designed to bring awareness and impact to the issue of youth health and fitness (2013-14)

REGULAR SEASON

Year	Team	GP	GS	TACKLES			SACKS		INTERCEPTIONS					FUMBLES		
				TT	Solo	Asst.	No.	Yards	No.	Yards	LG	TD	PD	FF	FR	Yards
2013	Baltimore	16	15	76	53	23	0.0	0.0	1	18	18	0	3	0	2	0
2014	Baltimore	16	11	47	29	18	0.5	3.0	0	0	0	0	5	1	0	0
2015	Baltimore	0	0	INJURED RESERVE - BICEPS			--	--	--	--	--	--	--	--	--	--
Totals		32	26	123	82	41	0.5	3.0	1	18	18	0	8	1	2	0

SPECIAL TEAMS TACKLES (3): 2013 (1); 2014 (2)

CAREER SINGLE-GAME HIGHS (REGULAR SEASON)

Total Tackles: 10 3 times (last: 9/11/14 vs. Pit.)
Solo Tackles: 7 2 times (last: 12/29/13 at Cin.)
Sacks: 0.5 (11/2/14 at Pit.)

INTs: 1 (12/16/13 at Det.)
Passes Defended: 1 8 times (last: 12/28/14 vs. Cle.)

Forced Fumbles: 1 (10/5/14 at Ind.)
Fumble Recoveries: 1 2 times (last: 12/8/13 vs. Min.)

Additional Statistics: Intercepted a 2-point conversion during playoffs (WC at Pit. 1/3/15)

POSTSEASON

Year	Team	GP	GS	TACKLES			SACKS		INTERCEPTIONS					FUMBLES		
				TT	Solo	Asst.	No.	Yards	No.	Yards	LG	TD	PD	FF	FR	Yards
2014	Baltimore	2	1	1	1	0	0.0	0.0	0	0	0	0	0	0	0	0
Totals		2	1	1	1	0	0.0	0.0	0	0	0	0	0	0	0	0

5

QUARTERBACK
6-6 | 245



JOE FLACCO

COLLEGE: DELAWARE HS: AUDUBON (NJ)

BORN: 1/16/85, VOORHEES, NJ

EXP. (NFL/RAVENS): 9/9 GP/GS (PLAYOFFS): 122/122 (15/15)



— KEY TRANSACTIONS —

- Signed a contract extension with the Ravens on 3/2/16
- Placed on Injured Reserve (knee) on 11/24/15
- Re-signed with the Ravens on 3/4/13
- Originally selected by the Ravens in the first round (18th overall) of the 2008 NFL Draft, becoming the second NCAA Division I FCS (formerly I-AA) QB ever selected in the first round...Steve McNair was the third-overall pick by Houston in 1995 out of Alcorn State

— HONORS —

- Super Bowl XLVII MVP (2012)
- Diet Pepsi Rookie of the Year (*NFL.com* fan vote) in 2008
- NFL Offensive Rookie of the Month (November, 2008)
- *USA Today's* All-Joe Team (players critical to their team but don't receive Pro Bowl nods) in 2009 and 2012
- AFC Offensive Player of the Week (Week 6, 2014; Week 1, 2012; Week 9, 2008)
- AFC Rookie of the Week (Week 17, 2008)
- FedEx Air NFL Player of the Week (Week 17, 2014; Week 6, 2014; Week 10, 2012; Week 3, 2012; Week 3, 2011)
- GMC "Never Say Never" Moment of the Week (Week 14, 2013; Week 9, 2011)

— CAREER HIGHLIGHTS —

- Leading Baltimore to the Super Bowl XLVII title in 2012, Flacco became the second QB in NFL postseason history (Joe Montana - 1989) to throw 11 TDs and 0 INTs
- Joe Flacco's 85 total wins (including playoffs) rank fourth among starting QBs since he entered the NFL in 2008
- Flacco's 72 regular season victories from 2008-14 are the most by a starting QB in the first seven seasons of a career in NFL history...His 75 wins through eight seasons (2008-15) stand as the fifth most all time
- Flacco's 10 career playoff wins rank as the most among starting QBs since 2008 (Tom Brady is next with eight)
- Flacco's seven-career postseason road wins rank as the most by a QB in NFL history (Eli Manning is next with five)
- Flacco is the only starting QB in NFL history (since the 1970 merger) to win a playoff game in each of his first five seasons (2008-12)
- Is the Ravens' all-time leading passer in yards (28,322), TD passes (162), completions (2,479) and attempts (4,070)... Ranks second in completion percentage (60.9)
- Owns the Ravens' franchise record for 300-yard passing games with 26

- Flacco's 137-consecutive starts (including playoffs) ranked as the most to begin a career by a QB in NFL history...Streak was snapped on 11/30/15 after he suffered a season-ending knee injury the previous week
- Flacco has 24 career game-winning drives (22 regular season and 2 playoff) in the fourth quarter or overtime
- Became the fastest player in NFL history to throw 5 TDs (16:03 into the game) in the 48-17 victory at TB (10/12/14)... Finished the game 21-of-28 (75%) for 306 yards, 5 TDs (tying a team record) and 0 INTs to produce a franchise-record 149.7 QB rating
- Flacco has thrown at least 2 TD passes in eight-straight playoff games, marking the longest streak in NFL postseason history
- Flacco has 25-career postseason TD passes, tied (Brett Favre) for second most in a QB's first eight seasons. (Tom Brady is first with 26.)
- Flacco's streak of 197 passes without throwing an interception in the postseason (from 1/22/12 to 1/10/15) is the second-longest streak in NFL playoff history (Drew Brees, 226)
- In the Ravens' last 10 playoff games (since the 2010 season), Flacco is 196-of-327 for 2,563 yards, 24 TDs and 4 INTs (104.1 rating)... The Ravens are 7-3 in these postseason contests
- In Baltimore's last six playoff games (5-1 record), Flacco has thrown 17 TDs and 2 INTs...Completing 119 of 200 passes for 1,691 yards, he owns a stellar 111.1 QB rating
- Became the NFL's first rookie QB to win two playoff games in the 2008 Divisional Playoff win at Ten. (1/10/09)
- The tandem of John Harbaugh and Flacco, which in 2008 set the NFL record for most wins ever (13, including playoffs) by a rookie head coach starting a rookie QB, also own the league mark for earning the playoffs in their first five seasons (2008-12)
- Flacco has 47 career regular season wins at home, tied (A. Rodgers) for second most among starting QBs since Flacco entered the NFL in 2008 (Tom Brady - 52).

— PERSONAL —

- Married his high school sweetheart, Dana, in 2011, and the couple has three sons – Stephen (4), Daniel (3) and Francis (1)
- Father, Stephen, played football and baseball at the University of Pennsylvania (1979-83)
- Brother, Mike, was drafted by the Baltimore Orioles in the 31st round of the 2009 MLB Draft and was a practice squad tight end for San Diego and Jacksonville
- Brother, John, played football at Stanford

5 JOE FLACCO

— SEASON RECAPS —

2015: (BALTIMORE RAVENS – 10/10)

- Led the Ravens on three game-winning drives (fourth quarter or OT), throwing for 2,791 yards and 14 TDs on 266-of-413 passing, before sustaining a season-ending knee injury in his 122nd-consecutive regular season start (fifth-longest streak in NFL history)
- Helped lead the league's No. 8 passing attack (266.9 ypg), which gained a single-season franchise-record 4,271 net passing yards...Baltimore also posted the second-most net yards (5,749) in team history
- Sustained a season-ending knee injury (but still finished the game) while engineering his 24th-career GW drive (K Justin Tucker 47-yard FG) in the 16-13 victory vs. STL (11/22)...Was 27-of-44 for 299 yards and 1 TD
- Threw for 316 yards and 3 TDs on 34-of-45 passing, his 26th-career 300-yard contest and 14th with at least 3 passing TDs, vs. Jax. (11/15)
- Completed 25 of 37 attempts for 319 yards, 1 TD and a 103.3 rating in the 29-26 victory vs. SD (11/1)...Also rushed for a 1-yard TD
- Was 33-of-53 passing for 343 yards and 2 TDs, leading an offense that produced 420 net yards (a franchise-first fifth-consecutive 350-yard effort), at SF (10/18)
- Posted 2 rushing and 1 passing TD, leading an offense that scored 4 TDs in five red zone trips vs. Cle. (10/11)

- Finished 20-of-33 passing for 189 yards and 1 TD in the 23-20 come-from-behind, OT victory at Pit. (10/1)
- Directed an offense that gained the sixth-most net yards (493) in franchise history at Oak. (9/20)...Threw for 384 yards, the fourth-best mark in team history

2014: (BALTIMORE RAVENS – 16/16, 2/2)

- Started all 16 games for the seventh-consecutive season and established career highs in passing yards (3,986) and TD passes (27)...Completed 62.1% of his passes (344 of 554) for a 91.0 passer rating
- Led an offense that established franchise single-season records in yards (5,838) and points scored (409), which ranked eighth in the NFL
- Helped lead the Ravens to the playoffs for the sixth time in seven seasons, becoming the first QB in NFL history to reach the playoffs in six of his first seven years
- Started both postseason contests, completing 46 of 74 passes (62.2%) for 551 yards, 6 TDs and 2 INTs for a 100.7 QB rating for an offense that produced 727 yards and 61 points in two playoff games
- Started his 15th playoff game (most by a QB in NFL history over his first seven seasons) and completed 28 of 45 passes (62.2%) for 292 yards and a single-game postseason franchise-record 4 TD passes in the Divisional Playoff game at NE (1/10/15)



GAME-WINNING DRIVES IN FOURTH QUARTER OR OVERTIME (24 TOTAL)

Date/Opp.	Drive Length	Scoring Play	Time Left	Score
11/02/08 at Cle.	5 plays, 59 yards in 1:54	Stover 22-yard field goal	5:36	30-27
01/10/09 at Ten. (Div.)	9 plays, 51 yards in 3:30	Stover 43-yard field goal	0:53	13-10
09/13/09 vs. KC	8 plays, 74 yards in 3:15	Clayton 31-yard pass from Flacco	2:06	38-24
11/29/09 vs. Pit.	6 plays, 17 yards in 3:23	Cundiff 29-yard field goal	6:42 (OT)	20-17
09/26/10 vs. Cle.	10 plays, 69 yards in 5:41	Boldin 27-yard pass from Flacco	9:13	21-17
10/03/10 at Pit.	4 plays, 40 yards in 0:36	Houshmandzadeh 18-yard pass from Flacco	0:32	17-14
10/24/10 vs. Buf.	4 plays, 9 yards in 1:58	Cundiff 38-yard field goal	10:54 (OT)	37-34
12/19/10 vs. NO	5 plays, 66 yards in 1:31	Cundiff 32-yard field goal	10:03	27-24 (30-24 final)
10/30/11 vs. Ari.	5 plays, 37 yards in 0:52	Cundiff 25-yard field goal	0:00	30-27
11/06/11 at Pit.	13 plays, 92 yards in 2:16	T. Smith 26-yard pass from Flacco	0:08	23-20
11/24/11 vs. SF	16 plays, 76 yards in 7:34	Pitta 8-yard pass from Flacco	14:56	13-6 (16-6 final)
09/23/12 vs. NE	7 plays, 70 yards in 1:55	Tucker 27-yard field goal	0:00	31-30
11/04/12 at Cle.	9 plays, 81 yards in 4:22	T. Smith 19-yard pass from Flacco	4:26	22-15 (25-15 final)
11/25/12 at SD	12 plays, 40 yards in 3:09	Tucker 38-yard field goal	0:00	13-13
	12 plays, 69 yards in 3:49	Tucker 38-yard field goal	1:07 (OT)	16-13
01/12/13 at Den. (Div.)	3 plays, 77 yards in :38 J.	Jones 70-yard pass from Flacco	0:31	35-35
	6 plays, 16 yards in 2:33	Tucker 47-yard field goal	13:18 (2OT)	38-35
10/06/13 at Mia.	7 plays, 34 yards in 2:25	Tucker 44-yard field goal	1:42	26-23
11/10/13 vs. Cin.	8 plays, 28 yards in 4:34	Tucker 46-yard field goal	5:27 (OT)	20-17
12/08/13 vs. Min.	5 plays, 80 yards in 0:41	M. Brown 9-yard pass from Flacco	0:04	29-26
12/16/13 at Det.	7 plays, 24 yards in 1:43	Tucker 61-yard field goal	0:38	18-16
09/21/14 at Cle.	6 plays, 37 yards in 1:58	Tucker 32-yard field goal	0:00	23-21
12/28/14 vs. Cle.	2 plays, 69 yards in :50	T. Smith 16-yard pass from Flacco	7:33	13-10 (20-10 final)
10/01/15 at Pit.	7 plays, 45 yards in :58	J. Tucker 42-yard field goal	0:03	20-20
	8 plays, 32 yards in 4:33	J. Tucker 52-yard field goal	5:08 (OT)	23-20
11/01/15 vs. SD	9 plays, 59 yards in 2:27	J. Tucker 39-yard field goal	0:00	29-26
11/22/15 vs. STL	5 plays, 12 yards in :54	J. Tucker 47-yard field goal	0:00	16-13

5 JOE FLACCO

- Started and completed 18 of 29 passes (62.1%) for 259 yards, 2 TDs and 0 INTs (114.0 QB rating) in the 30-17 victory in the Wild Card game at Pit. (1/3/15)...Led the Ravens on four scoring drives in the second half against the Steelers
- Completed 22 of 36 passes for 312 yards, 2 TDs and 0 INTs for a 107.6 QB rating in the 20-10 victory in the season finale vs. Cle. (12/28)...Went 8-of-9 for 161 yards and 2 TDs for a perfect 158.3 QB rating in the fourth quarter, leading the Ravens on three scoring drives and 17 unanswered points
- Surpassed the 25,000-yard career passing mark, completing 20 of 30 attempts for 221 yards and 1 TD (99.4 rating) in the victory vs. Jax. (12/14).
- Earned AFC Offensive Player of the Week honors after throwing a franchise-record-tying 5 TDs, becoming the fastest player in NFL history (since 1970 merger) to toss 5 TDs (16:03 into the game) in the 48-17 victory TB (10/12)... Finished the game 21-of-28 (75%) for 306 yards, 5 TDs and 0 INTs for a franchise-record 149.7 QB rating...Ravens gained 475 yards and scored 6 TDs against the Buccaneers...The 48 points scored are the most in Ravens road-game history
- Started his 100th-consecutive regular season game and completed 71% of his passes (22 of 31) for 327 yards, 3 TDs and 0 INTs for a then-franchise-record 137.4 QB rating in the 38-10 victory vs. Car. (9/28)
- Completed 19 of 31 passing attempts (61.3%) for 217 yards, 1 TD and 1 INT in the 23-21 victory at Cle. (9/21)...Flacco led the Ravens on a 37-yard game-winning drive late in the fourth quarter that was capped by K Justin Tucker's 32-yard FG as time expired...It marked Flacco's 20th (including playoffs) game-winning drive in the fourth quarter or overtime
- Started and recorded career highs in completions (35) and passing attempts (62 - tied) for 345 yards, 1 TD (a career-long 80-yarder to WR Steve Smith Sr.) and 1 INT in the season opener vs. Cin. (9/7)

2013: (BALTIMORE RAVENS – 16/16)

- Set career highs in attempts (614) and completions (362), throwing for 3,912 yards (second-highest single-season total in his career) while becoming the first player in franchise history to throw for 20,000 yards...Also carried the ball 27 times for 131 yards and 1 TD
- Recorded his 19th-career game-winning drive in the fourth quarter or overtime that ended with K Justin Tucker's franchise-record 61-yard game-winning FG in the 18-16 victory at Det. (12/16)
- Produced his 18th-career game-winning drive in the fourth quarter or overtime, hitting WR Marlon Brown for a 9-yard TD with :04 remaining (earning the GMC "Never Say Never" Moment of the Week), capping off a crazy final 2:01 (5 TDs were scored in the 29-26 win) vs. Min. (12/8)... Finished the game, played in a driving snowstorm, 28-of-50 for 245 yards and 3 TDs

JANUARY JOE

- In the Ravens' last 10 playoff games (since the 2010 season), Flacco is 196-of-327 for 2,563 yards, 24 TDs and 4 INTs (104.1 rating). He has led the Ravens to a 7-3 record in these contests.
- In Baltimore's last six playoff games (5-1 record), Flacco has thrown 17 TDs and 2 INTs. Completing 119 of 200 passes for 1,691 yards, he owns a magnificent 111.1 QB rating.
- Flacco has thrown at least 2 TDs in eight-straight playoff games, marking the longest streak in NFL postseason history.
- Flacco has 25-career postseason TD passes, tied (Brett Favre) for second most in a QB's first eight seasons. (Tom Brady, 26.)
- Flacco's streak of 197 passes without an INT in the postseason (from 1/22/12 to 1/10/15) is the second longest in NFL playoff history (Drew Brees, 226). Joe Montana (179 from 1989-91) and Steve Young (173 from 1994-96) are third and fourth, respectively.
- Among active QBs, Flacco's 25 playoff TD passes rank fourth most (Tom Brady - 56, Peyton Manning - 40 & Aaron Rodgers - 27).
- Flacco's 3,223 career passing yards in the playoffs rank sixth most among active quarterbacks.
- Flacco's 10 career playoff victories are the most among NFL quarterbacks since he entered the league in 2008.
- Flacco has seven career road wins in the playoffs (including two apiece in each of the 2008 and 2012 campaigns), ranking as the most by a QB in league history (Eli Manning is next with five).

PLAYOFF WINS (By QBs / Since 2008)	ROAD PLAYOFF WINS (By QBs / NFL History)
1. Joe Flacco 10	1. Joe Flacco 7
2. Tom Brady 8	2. Eli Manning 5
3. Peyton Manning 7	3. L. Dawson, J. Delhomme... 4
Aaron Rodgers..... 7	A. Rodgers, B. Roethlisberger. 4
Russell Wilson..... 7	M. Sanchez, R. Staubach. 4

- Crossed the 20,000-yard career passing mark, completing 17 of 31 passes for 162 yards and 1 TD at Chi. (11/17)
- Started his 100th-career NFL game (including playoffs) and completed 70.6% of his passes (24 of 34) for 215 yards, 1 TD and 0 INTs at Pit. (10/20)
- Was 25-of-50 for 347 yards, including a then-career-long-tying 74-yarder (WR Torrey Smith) and 2 TDs at Buf. (9/29)
- Completed 22 of 33 passes (66.7%) for 211 yards, 1 TD and 0 INTs in the 14-6 victory vs. Cle. (9/15)...Flacco's second child (son, Daniel) was born two hours before kickoff
- Set career highs in passing attempts (62) and completions (34), while throwing for 362 yards and 2 TDs at Den. (9/5)

2012: (BALTIMORE RAVENS – 16/16, 4/4)

- Led the Ravens to their second World Championship after a second-straight AFC North division title...Named Super Bowl XLVII MVP and earned *USA Today's* All-Joe Team honors (players who are critical to their team, but don't receive Pro Bowl nods) after posting then-career highs in passing yards (3,817) and completions (317), while throwing 22 TD passes

5 JOE FLACCO

JUST-WIN JOE

- QB Joe Flacco's 85 total wins (including playoffs) rank fourth most among starting NFL quarterbacks since Flacco entered the league in 2008.
- Flacco has 47 career regular season wins at home, tied (Aaron Rodgers) for second most among starting QBs since Flacco entered the NFL in 2008 (Tom Brady - 52).
- Baltimore is 35-6 when Flacco posts at least a 100.0 QB rating. Baltimore is 21-3 when he is 110.0 or better.
- Flacco's 72 regular season victories from 2008-14 are the most by a starting QB in the first seven seasons of a career in NFL history. His 75 wins through eight seasons (2008-15) stand as the fifth most all time (see chart below).

TOTAL WINS BY QBs (Includes Playoffs / 2008-16)

Rk.	Player	Record
1.	Tom Brady	94-33
2.	Peyton Manning	88-30
3.	Aaron Rodgers	87-45
4.	Joe Flacco	85-52
5.	Drew Brees	82-52

REGULR SEASON WINS BY QBs (First Seven Seasons / NFL History)

Rk.	Player	Wins
1.	Joe Flacco (2008-14)	72
2.	Tom Brady (2000-06)	70
3.	Ben Roethlisberger (2004-10)	69

REGULAR SEASON WINS BY QBs (First Eight Seasons / NFL History)

Rk.	Player	Wins
1.	Tom Brady (2000-07)	86
2.	Ben Roethlisberger (2004-11)	80
	Peyton Manning (1998-2005)	80
4.	Jim Kelly (1986-93)	76
5.	Joe Flacco (2008-15)	75

- Ravens scored the second-most points (398) in franchise history and posted the third-most total yards (5,640) in team history...Ravens also set a team record for fewest turnovers in a single season (16)
- In four playoff games, Flacco completed 73 of 126 passes for 1,140 yards, 11 TDs and 0 INTs for a 117.2 QB rating... Became just the second QB in NFL postseason history (Joe Montana - 1989) to throw 11 TDs and 0 INTs...Helped the Ravens' offense average 410.3 yards and 31 points per game during the playoffs
- Earned game MVP honors after completing 66.7% of his passes (22 of 33) for 287 yards, 3 TDs and 0 INTs in the 34-31 victory in Super Bowl XLVII vs. SF (2/3/13)...Led the Ravens on 3 TD drives and converted 56% of the team's third downs (9 of 16) against the 49ers...Flacco tied Tom Brady for the most playoff wins (9) by a QB in his first five seasons

- Completed 21 of 36 passes for 240 yards, 3 TDs and 0 INTs for a 106.3 QB rating in the 28-13 victory in the AFC Championship at NE (1/20/13)
- Established then-single-game franchise postseason records in passing yards (331) and passing TDs (3) for a 116.2 QB rating in the 38-35 double-overtime win in the Divisional game at Den. (1/12/13)...Led the Ravens on 3 scoring drives of at least 50 yards (94, 58 and 77)...His fourth-quarter 70-yard game-tying TD pass to WR Jacoby Jones also marked a postseason franchise record
- Posted a franchise postseason-record 125.6 QB rating (12-of-23 for 282 yards, 2 TDs and 0 INTs) in the Wild Card vs. Ind. (1/6/13)...Averaged 23.5 yards per completion, with 7 of his completions gaining at least 20 yards
- In clinching the AFC North Division title, Flacco completed 69.4% of his passes (25 of 36) for 309 yards, 2 TDs and 0 INTs for a 114.2 QB rating in the 33-14 victory vs. NYG (12/23)... The Ravens' offense posted a season-high 533 yards (224 rushing and 309 passing), the third-highest output in team history...Flacco tied a franchise record (Vinny Testaverde, 1996) with his fifth 300-yard passing game of the season
- Threw his 100th-career TD pass, completing 20 of 40 passes for 254 yards, including 2 TDs, vs. Den. (12/16)
- Completed 30 of 51 passes for 355 yards, 1 TD and 0 INTs in the 16-13 OT victory at SD (11/25)...Flacco led the Ravens to 13 unanswered points in the fourth quarter and OT for the victory, including a 29-yard pass to RB Ray Rice, converting a fourth-and-29 that led to a game-tying FG six plays later... Led a 12-play, 69-yard drive in OT, which culminated with K Justin Tucker's game-winning 38-yard FG with 1:07 remaining in the extra period
- Earned FedEx Air Player of the Week honors after leading the Ravens to a franchise-record 55 points, completing 21 of 33 passes (63.6%) for 341 yards and 3 TDs vs. Oak. (11/11)...Also scored on a 1-yard run
- Was 28-of-46 for 356 yards, while crossing the 15,000-yard mark, with 1 TD Cle. (9/27)
- Completed 28 of 39 passes for 382 yards (fourth-highest total of his career and fifth most in team history) and 3 TDs vs. NE (9/23)...Led the Ravens to 503 total yards (fourth most in franchise history) and four scoring drives of at least 80 yards...With his 382 yards, Flacco became the Ravens' all-time leader in 300-yard passing games

2011: (BALTIMORE RAVENS – 16/16, 2/2)

- Led the Ravens to the AFC North Division title and AFC title game, going 312-of-542 for 3,610 yards, 20 TDs and 12 INTs
- Completed 36 of 63 passes for 482 yards, 4 TDs and just 1 INT for a 96.1 QB rating in two playoff games
- Completed 22 of 36 passes for a then-postseason franchise-record 306 yards, 2 TDs and 1 INT for an offense that produced a then-playoff franchise-record 398 yards in the AFC Championship at NE (1/22/12)

5 JOE FLACCO

- Completed 14 of 27 passes for 176 yards, 2 TDs and 0 INTs, posting a 97.1 passer rating, in the 20-13 victory in the Divisional Playoff vs. Hou. (1/15/12)...Flacco became the first QB in NFL history (since the 1970 merger) to start a playoff game in each of his first four seasons and to win a playoff contest each year
- Completed a season-high 74.2% of his passes (23 of 31) for 227 yards and 2 TDs in the 24-10 victory vs. Ind. (12/11)
- Led the team on a 13-play, 92-yard game-winning drive, throwing a 26-yard TD pass to WR Torrey Smith with 8 seconds remaining in the 23-20 win at Pit. (11/6)...Finished 28-of-47 for 300 yards, 1 TD and 0 INTs...Became the second Ravens QB ever (Vinny Testaverde in 1996) to post back-to-back 300-yard passing games...Baltimore's game-winning drive earned Flacco the GMC "Never Say Never" Moment of the Week, voted by fans on *NFL.com*
- Established then-career highs in completions (31) and attempts (51) for 336 yards in the 30-27 victory vs. Ari. (10/30)...Flacco led the Ravens on 4 scoring drives in 7 second-half possessions, leading the Ravens back from a 21-point deficit, the biggest comeback in franchise history
- Earned FedEx Air NFL Player of the Week honors after he threw for a career-high 389 yards and 3 TDs, leading the Ravens to a franchise-record 553 total yards in the 37-7 victory at STL (9/25)...Flacco also tossed a then-career-long 74-yard TD to WR Torrey Smith (his first-career catch)
- Completed 17 of 29 passes for 224 yards, 3 TDs and 0 INTs for a 117.6 QB rating in the 35-7 victory vs. Pit. (9/11)...Led the Ravens on 6 scoring drives (4 TDs and 2 FGs)

2010: (BALTIMORE RAVENS – 16/16, 2/2)

- Completed 62.6% of his passes (306 of 489) for 3,622 yards, 25 TDs (second-highest total of his career), while setting a career high with a 93.6 QB rating...Became the Ravens' all-time leader in every major passing category in 2010
- Started both postseason games and completed 64.1% of his passes (41 of 64) for 390 yards, 3 TDs and 1 INT for a 90.0 QB rating
- Became the first player in Ravens history to throw for 10,000 yards in a career, completing 63.2% of his passes for 102 yards and 2 TDs at Cle. (12/26)...Became the sixth player in NFL history to throw for 10,000 yards in his first three seasons
- Passed Vinny Testaverde for the most TD passes in franchise history when he threw his 52nd-career TD pass vs. TB (11/28)...Completed 25 of 35 passes (71.4%) for 289 yards and 2 TDs, recording a 103.2 QB rating, his fifth 100-plus rating in his last six games (posted a 99.5 rating against Atlanta)
- Passed QB Kyle Boller (746) for the most pass completions in franchise history when he was 22-of-34 for 215 yards, with 3 TDs and 1 INT at Atl. (11/11)
- Completed 77.1% of his passes (27 of 35) for 285 yards, 2 TDs and a 119.3 QB rating at NE (10/17)...With 285 yards, he became the Ravens' all-time leading passer (7,985 yards in 38 career games), surpassing Kyle Boller (7,846)
- Led the Ravens to a comeback win, throwing a TD pass to WR T.J. Houshmandzadeh with 32 seconds remaining in the 17-14 victory at Pit. (10/3)...Completed 64.9% of his passes for 256 yards, 1 TD and 1 INT

2009: (BALTIMORE RAVENS – 16/16, 4/4)

- Became the fourth starting QB since the 1970 AFL-NFL merger to reach the playoffs in his first two NFL seasons (Ben Roethlisberger, Bernie Kosar and Dan Marino)
- Named to *USA Today's* All-Joe Team (players who are critical to their team, but don't receive Pro Bowl nods) by completing 315 of 499 passes (63.1%) for 3,613 yards and a 88.9 QB rating
- Posted then-career highs in TDs (4) and QB rating (135.6), completing 72.4% of his passes (21 of 29) for 234 yards and 0 INTs in the 31-7 victory vs. Chi. (12/20)
- Posted a then-career-high 120.8 QB rating, completing 13 of 20 attempts (65%) for 230 yards, 1 TD and 0 INTs in the 48-3 win vs. Det. (12/13)...Baltimore produced a then-franchise-record 548 total yards

2015

GAME-BY-GAME

RAVENS

Date/Opp.	PASSING								RUSHING						
	Att.	Comp.	Yards	Comp%	Yds/Att	TD	INT	LG	Sack/Lost	Rating	No.	Yards	Avg.	LG	TD
9/13 @ Den.	32	18	117	56.3	3.66	0	2	22	2/17	38.2	0	0	0.0	0	0
9/20 @ Oak.	45	32	384	71.1	8.53	2	1	38	0/0	102.5	2	2	1.0	2	0
9/27 vs. Cin.	49	32	362	65.3	7.39	2	1	50t	0/0	92.4	0	0	0.0	0	0
10/1 @ Pit.	33	20	189	60.6	5.73	1	1	20	5/21	73.9	3	0	0.0	0	0
10/11 vs. Cle.	35	19	210	54.3	6.00	1	0	48	1/14	81.8	2	2	1.0	1t	2
10/18 @ SF	53	33	343	62.3	6.47	2	2	34t	0/0	77.8	0	0	0.0	0	0
10/26 @ Ari.	40	26	252	65.0	6.30	1	1	31	3/31	80.4	0	0	0.0	0	0
11/1 vs. SD	37	25	319	67.6	8.62	1	0	46	3/26	103.3	4	2	0.5	2	1
11/15 vs. Jax.	45	34	316	75.6	7.02	3	2	29	1/8	98.0	2	17	8.5	16	0
11/22 vs. STL	44	27	299	61.4	6.80	1	2	46	1/7	70.2	0	0	0.0	0	0
11/30 @ Cle.											--	--	--	--	--
12/6 @ Mia.											--	--	--	--	--
12/13 vs. Sea.											--	--	--	--	--
12/20 vs. KC											--	--	--	--	--
12/27 vs. Pit.											--	--	--	--	--
1/3/16 @ Cin.											--	--	--	--	--
Totals	413	266	2,791	64.4	6.76	14	12	50t	16/124	83.1	13	23	1.8	16	3

5 JOE FLACCO

FLACCO SPLITS

Baltimore's regular season records since 2008 when QB Joe Flacco hits a certain milestone or plays in a particular game:

With 300 passing yards.....	16-10	On Grass	21-19
With 3-or-more TD passes	11-3	vs. AFC North	28-17
When not throwing an INT.....	47-9	vs. AFC.....	55-36
With 4 comps. of 25+ yards	9-4	vs. NFC.....	20-11
With at least a 100 QB rating	35-6	In September	17-10
With at least a 110 QB rating	21-3	In October.....	14-15
When not sacked	14-6	In November.....	24-10
Playing in < 40 degree weather.....	10-5	In December/January.....	20-12
On Turf	54-28	In season's final four games	19-9

- Completed 20 of 25 passes, including his last 14, for a career-high and franchise-record-tying 80% completion mark for 175 yards, 1 TD and 0 INTs (109.2 QB rating) in the 30-7 victory vs. Den. (11/1)...The 14-straight completions set a franchise record, breaking his own mark (12)
- Was 25-of-35 passing (71.4%) for 342 yards, including a 72-yard TD strike to WR Derrick Mason vs. Cle. (9/27)

2008: (BALTIMORE RAVENS – 16/16, 3/3)

- Earned the 2008 Diet Pepsi Rookie of the Year Award (*NFL.com* fan vote), connecting on 60% of his passes (257 of 428) for 2,971 yards, 14 TDs and 12 INTs for an 80.3 passer rating
- Rushed 52 times for 180 yards and 2 TDs...Also pulled in a 43-yard reception from QB Troy Smith
- Became the first rookie QB in NFL history to win two playoff games, leading the Ravens to their first AFC Championship game since 2000...Finished the postseason 33-of-75 for 437 yards, 1 TD and 3 INTs

- Posted an 89.4 QB rating, completing 11 of 22 passes for 161 yards and his first-career playoff TD pass and 0 INTs in the Divisional Playoff at Ten. (1/10/09)
- Connected on 73.9% of his passes (17 of 23) for 297 yards, earning AFC Rookie of the Week honors after posting a 115.8 QB rating in the 27-7 win vs. Jax. (12/28)
- Completed 19 of 29 passes for 280 yards, 2 TDs and 0 INTs (119.9), including a 70-yard TD to WR Mark Clayton, in the 34-3 win at Cin. (11/30)
- Started his first-career NFL game and led the Ravens to a 17-10 win by completing 15 of 29 attempts for 129 yards vs. Cin. (9/7)...Flacco also rushed 4 times for 37 yards, including his first-career rushing TD on a career-long 38-yard run (longest in NFL history by a QB making his debut)

— COLLEGE —

- Started all 26 games in which he played at Delaware after transferring from Pittsburgh, throwing for 7,046 yards (second in school history), 41 TDs and just 15 INTs for the Blue Hens...Also rushed 76 yards and 9 TDs
- In two seasons (2006-07), Flacco set 20 Delaware records, including career marks for completions (595), attempts (938), 200-yard passing games (21), consecutive 200-yard passing games (15), 300-yard passing games (11) and consecutive pass attempts without an INT (212), yards passing per game (271.0), pass completion percentage (63.4%) and total offense per game (273.9)
- Set single-season school records for completions (331), attempts (521), yards (4,263), passing yards per game (284.2), 200-yard passing games (13), 300-yard passing games (7), total plays (585), total offense (4,285) and total offense per game (285.7)...Also notched single-game school records for completions (40) and attempts (51)

— FLACCO'S COMMUNITY IMPACT —

- Continues to provide support to Special Olympics Maryland (SOMD), a nonprofit that provides year-round sports training and athletic competition in a variety of sports for children and adults with intellectual disabilities...Participated in the Polar Bear Plunge (2009-11) and encouraged others through a public service announcement (2013-16)...Has also attended Special Olympics Maryland's Summer Games and visited with SOMD athletes at the Ravens' flag football exhibition (2010)
- Serves as a spokesperson for the Baltimore Humane Society to help save the lives of pets in peril
- Unveiled a newly-renovated, Ravens-themed library at Charles Carroll Barrister Elementary School #34 (2015)...Fully-funded by the Ravens Foundation, the school library features new walls, ceiling, lighting, flooring, furniture and a stadium-inspired reading room...Flacco read to students and distributed a Ravens backpack and book to each
- Met with female students from the Baltimore Leadership School for Young Women, and along with Ravens president Dick Cass, filmed an "On the Right Track" video that the school later used at its Em (Power) Breakfast (2014)
- Filmed a PSA in support of the Cystic Fibrosis Foundation; niece, Chelsea, was born with cystic fibrosis (2013)
- Joined teammates in visiting with patients at Franklin Square Medical Center who were undergoing treatment for breast cancer...Signed autographs and distributed pink footballs and hats (2012)
- Supports Ravens players' charitable outreach, including the annual Lardarius Webb Charity Softball Game
- Annually supports Ravens' team events, including the Helping Up Mission coat distribution to homeless men (2010, 2014-15), the Goodwill Gridiron Halloween Party, Union Memorial Hospital visit and the All Community Team Auction Party (2009, 2011-12)



5 JOE FLACCO

- Earned first-team All-American (*NFL Draft Report* and *Pro Football Weekly*), ECAC All-East Player of the Year and CAA co-Offensive Player of the Year honors as a senior in 2007... Also tabbed an All-Eastern College Athletic Conference and All-Colonial Athletic Association first-team pick after notching a school-record 4,263 yards, 23 TDs and 5 INTs on 331 of 521 passing (63.5%)...Led the 11-4 Blue Hens to an NCAA Division I FCS National Championship game appearance
- Saw action in three games as a backup QB, completing 1 of 4 passes for 11 yards, for Pittsburgh in 2004...Redshirted as a freshman at Pittsburgh in 2003
- Graduated from Delaware with a degree in accounting

— HIGH SCHOOL —

- Prepped at Audubon (NJ) HS, where he threw for 5,137 yards (fourth most in South Jersey history) as a three-year starter...Two-time New Jersey All-Group II, first-team All-South Jersey and All-Colonial Conference honoree
- Threw for 2,020 yards (including a single-game South Jersey-record 471), earning Colonial Conference Athlete of the Year and South Jersey Touchdown Club Offensive Back of the Year as a senior in 2002
- South Jersey Touchdown Club first-team All-Academic honoree and *The Courier Post* Scholar Athlete of the Year
- Also played basketball and baseball, leading his team to the state baseball title

PLAYOFF PERFECTION

Super Bowl XLVII MVP QB Joe Flacco was masterful during the Ravens' 2012 playoff run, completing 73 of 126 passes for 1,140 yards, 11 TDs and 0 INTs for a 117.2 passer rating. He joined Hall of Fame QB Joe Montana (1989) as the only players to produce 11 TDs while not throwing an INT during an NFL postseason.

JOE FLACCO STATISTICS / 2012 PLAYOFFS

Game (Opp./Rd.)	Cmp-Att	Pct.	Yards	TD	INT	Rate
1/06/13 vs. Ind. (WC)	12-23	52.2	282	2	0	125.6
1/12/13 at Den. (Div.)	18-34	52.9	331	3	0	116.2
1/20/13 at NE (AFC)	21-36	58.3	240	3	0	106.3
2/03/13 at SF (SB)	22-33	66.6	287	3	0	124.2
Totals (Record: 4-0)	73-126	57.9	1,140	11	0	117.2

PASSING TOUCHDOWNS

(Single-Season Playoff History)

1. **Joe Flacco (2012)** 11
- Joe Montana (1989) 11
- Kurt Warner (2008) 11
4. Tom Brady (2014) 10
5. Four Players 9

PASSER RATING (80 Att.)

(Single-Season Playoff History)

1. Joe Montana (1989) . . 146.4
2. Troy Aikman (1992) . . 126.4
3. **Joe Flacco (2012)** . . 117.2
- Steve Young (1994) . . 117.2
5. Joe Montana (1988) . . 117.0

Flacco Quick Hits:

- In the final six games of the 2012 season (including playoffs and dating back to 12/23 of the regular season), Flacco was 102-of-170 for 1,483 yards, 13 TDs and 0 INTs, producing a 113.9 passer rating.
- Flacco, Joe Montana (1989) and Kurt Warner (2008) are the only QBs in NFL history to throw 11 TDs in a single postseason. Neither Flacco nor Montana threw an INT in their postseasons.

REGULAR SEASON

Year	Team	GP	GS	PASSING								RUSHING						
				Att.	Comp.	Yards	Comp%	Yds/Att	TD	INT	LG	Sack/Lost	Rating	No.	Yards	Avg.	LG	TD
2008	Baltimore	16	16	428	257	2,971	60.0	6.94	14	12	70t	32/276	80.3	52	180	3.5	38t	2
2009	Baltimore	16	16	499	315	3,613	63.1	7.24	21	12	72t	36/218	88.9	35	56	1.6	10	0
2010	Baltimore	16	16	489	306	3,622	62.6	7.41	25	10	67	40/294	93.6	43	84	2.0	14	1
2011	Baltimore	16	16	542	312	3,610	57.6	6.66	20	12	74t	31/203	80.9	39	88	2.3	33	1
2012	Baltimore	16	16	531	317	3,817	59.7	7.19	22	10	61t	35/227	87.7	32	22	0.7	16	3
2013	Baltimore	16	16	614	362	3,912	59.0	6.37	19	22	74	48/324	73.1	27	131	4.9	22	1
2014	Baltimore	16	16	554	344	3,986	62.1	7.18	27	12	80t	19/167	91.0	39	70	1.8	15	2
2015	Baltimore	10	10	413	266	2,791	64.4	6.76	14	12	50t	16/124	83.1	13	23	1.8	16	3
Totals		122	122	4,070	2,479	28,322	60.9	6.96	162	102	80t	257/1,833	84.7	280	654	2.3	38t	13

CAREER SINGLE-GAME HIGHS (REGULAR SEASON)

Most Attempts:
62 2 times (last: 9/7/14 vs. Cin.)

Most Yards Passing:
389 (9/25/11 at STL)

Longest Gain:
80t (9/7/14 vs. Cin.)

Most Completions:
35 (9/7/14 vs. Cin.)

Most Touchdowns:
5 (10/12/14 at TB)

QB Rating:
149.7 (10/12/14 at TB)

Most Carries / Rushing Yards:
8 (9/25/11 at STL) / 57 (11/16/08 at NYG)

Longest Gain Rushing:
38t (9/7/08 vs. Cin.)

Most Rushing Touchdowns:
2 (10/11/15 vs. Cle.)

300-yard Passing Games: 26 (last: 316 yards, 11/15/15 vs. Jax.)

Additional Statistics: Has 2 receptions for 35 yards (had 1 reception for a career-long 43 yards vs. Oak. 10/26/08)

POSTSEASON

Year	Team	GP	GS	PASSING								RUSHING						
				Att.	Comp.	Yards	Comp%	Yds/Att	TD	INT	LG	Sack/Lost	Rating	No.	Yards	Avg.	LG	TD
2008	Baltimore	3	3	75	33	437	44.0	5.83	1	3	48t	3/16	50.8	12	5	0.4	5t	1
2009	Baltimore	2	2	45	24	223	53.3	4.96	0	3	27	1/6	39.4	7	7	1.0	7	0
2010	Baltimore	2	2	64	41	390	64.1	6.09	3	1	28	9/51	90.0	9	25	2.8	13	0
2011	Baltimore	2	2	63	36	482	57.1	7.65	4	1	42	8/60	96.1	6	26	4.3	14	0
2012	Baltimore	4	4	126	73	1,140	57.9	9.05	11	0	70t	6/38	117.2	8	16	2.0	14	0
2014	Baltimore	2	2	74	46	551	62.2	7.45	6	2	40	1/13	100.7	8	8	1.0	9	0
Totals		15	15	447	253	3,223	56.6	7.21	25	10	70t	28/184	88.6	50	87	1.7	14	1

29

RUNNING BACK
5-8 | 195



JUSTIN FORSETT

COLLEGE: CALIFORNIA **HS:** GRACE PREPARATORY ACADEMY (ARLINGTON, TX)

BORN: 10/14/85, LAKELAND, FL

EXP. (NFL/RAVENS): 9/3 **GP/GS (PLAYOFFS):** 113/31 (4/3)



— KEY TRANSACTIONS —

- Placed on Injured Reserve (arm) on 11/27/15
- Re-signed with the Ravens on 3/12/15
- Signed with the Ravens on 4/4/14
- Originally selected by Seattle in the seventh round (233rd overall) of the 2008 NFL Draft

— HONORS —

- Pro Bowl (2014)
- PFWA All-AFC Team (2014)
- AFC Offensive Player of the Week (Week 12, 2014; Week 10, 2014)
- FedEx Ground Player of the Week (Week 12, 2014)

— CAREER HIGHLIGHTS —

- Since 2014, Forsett's 1,907 rushing yards and 59 10-plus-yard runs rank eighth and third, respectively, in the NFL
- Rushed for 150 yards (his second-highest single-game total) on a career-high 27 carries at Pit. (10/1/15)
- Established career highs in all rushing categories in 2014, carrying the ball 235 times for 1,266 yards (fifth in the NFL), a 5.4 average (led all RBs and was third in the NFL) and 8 TDs...Added 44 receptions for 263 yards for an offense that established franchise single-season records in yards (5,838) and points (409)...Finished 10th in the NFL with 1,529 total yards from scrimmage
- Was the NFL's only RB to rush for at least 1,200 yards and average 5.0 yards per carry in 2014...Led the NFL and set a franchise record with 17 runs of 20-plus yards
- Became the first Raven since Jamal Lewis in 2003 to rush for 100 yards in three-consecutive games
- Became the first player in franchise history to rush for 100 yards and 2 TDs in consecutive games: Week 10 vs. Ten. (112 yards and 2 TDs) and Week 12 at NO (career-high 182 yards and 2 TDs)...Earned AFC Offensive Player of the Week honors for each performance

— PERSONAL —

- Has two sons, Judah (3) and Zion (1), with his wife Angie, who played volleyball for Team USA and Cal
- Owns ShowerPill, a hygienic wipe company
- In partnership with his company and The United Way, he and about 20 other NFL players donated \$100,000 worth of wipes and water to the Flint, MI, water crisis (2016)
- Wishes to travel to every city featured on the Food Network show "Diners, Drive-Ins and Dives"
- Interested in having a motivational speaking and player development career after football

— SEASON RECAPS —

2015: (BALTIMORE RAVENS – 10/10)

- Before being placed on Injured Reserve (arm) on 11/27, produced 641 yards and 2 TDs on 151 carries and 153 yards on 31 receptions...Prior to suffering the season-ending broken arm, his 641 rushing yards ranked 10th in the NFL
- Part of an offense that gained the second-most net yards (5,749) in team history
- Suffered a season-ending injury (broken arm) after gaining 31 yards on 3 carries, including an 18-yard rush, in the opening drive of the 16-13 victory vs. STL (11/22)
- Generated 101 scrimmage yards (62 rushing on 17 carries and 39 receiving on 7 catches) for an offense that produced 420 net yards (a franchise-first fifth-consecutive 350-yard effort) at SF (10/18)
- Ran for 121 yards and 1 TD on 21 carries and totaled 170 yards from scrimmage (49 receiving), the second-highest single-game mark of his career, vs. Cle. (10/11)
- Carried the ball a career-high 27 times for 150 yards (second most in his career) for an offense that scored 16 unanswered points and produced 191 rushing yards in the 23-20 come-from-behind, OT victory at Pit. (10/1)

2014: (BALTIMORE RAVENS – 16/14, 2/2)

- Earned his first-career Pro Bowl after establishing career highs in all categories, carrying the ball 235 times for 1,266 yards (fifth in the NFL) for a 5.4 average (led all RBs and was third in the NFL) and 8 TDs
- Added 44 receptions for 263 yards for an offense that established franchise single-season records in yards (5,838) and points scored (409)
- Finished 10th in the NFL with 1,529 scrimmage yards and led the NFL with 17 runs of 20-plus yards, also setting a franchise record
- Led the Ravens with 40 rushing attempts for 169 yards and had 3 receptions for 24 yards and 1 TD for an offense that produced 727 yards and 61 points in two playoff games
- Carried the ball 24 times for 129 yards (third-highest rushing total in Ravens' postseason history) and netted 2 receptions for 17 yards, including his first-career postseason TD as part of a Ravens' single-game postseason-franchise-record 4 passing TDs by QB Joe Flacco, in the Divisional Playoff game at NE (1/10/15)
- Posted his fifth 100-yard rushing game of the season, carrying the ball 17 times for 119 yards (7.0 avg.) in the season finale vs. Cle. (12/28)...Helped a Ravens offense that produced 419 yards and scored 17 unanswered points in the fourth quarter

29 JUSTIN FORSETT

FORSETT FINISHES 2015 ON IR

RB Justin Forsett had a career year in 2014, earning his first Pro Bowl invite. Forsett tallied 1,266 rush yards and 8 TDs. In 2015, prior to sustaining a season-ending broken arm in Week 11 vs. STL, he had 641 rushing yards, including 150 yards in the Ravens' Week 4 OT win at Pittsburgh. From Weeks 1-11 (prior to his injury), Forsett's 641 rushing yards ranked 10th in the NFL.

NFL RUSHING LEADERS / SINCE 2014

RUSHING YARDS

1. DeMarco Murray . . . 2,547
2. LeSean McCoy . . . 2,214
3. Frank Gore 2,073
4. Lamar Miller 1,971
5. Matt Forte 1,936
6. Jeremy Hill 1,918
7. Le'Veon Bell 1,917
8. Justin Forsett 1,907

RUSHES OF 10+ YARDS

1. DeMarco Murray 64
2. LeSean McCoy 62
3. Justin Forsett 59

RUSHES OF 20+ YARDS

1. Justin Forsett 22
2. DeMarco Murray 20
3. Several players 16



- Reached the 1,000-yard mark for the first time in his career and became the first Raven since Jamal Lewis (2003) to post three-straight 100-yard games with 106 vs. SD (11/30)
- Earned his second-consecutive AFC Offensive Player of the Week Award after rushing 22 times for a career-high 182 yards (8.3 avg.) and a career-high-tying 2 rushing TDs in the 34-27 victory at NO (11/24)...With his performances at NO and against Tennessee in Week 10 (112 yards and 2 TDs), Forsett became the first player in team history to rush for at least 100 yards and 2 TDs in consecutive games
- Earned his first-career Offensive Player of the Week honors after he led the team with 20 carries for 112 yards (5.6 avg.) and 2 TDs in the 21-7 victory vs. Ten. (11/9)

2013: (JACKSONVILLE JAGUARS – 9/0)

- Carried the ball 6 times for 31 yards (5.2 avg.), recorded 15 receptions for 82 yards and had 1 KOR for 21 yards before missing seven games due to a foot injury...Was placed on Injured Reserve (foot) on 12/9

2012: (HOUSTON TEXANS – 16/0)

- Carried the ball 63 times for 374 yards (5.9 avg.) and 1 TD, including a career-long 81-yard TD run...Also netted 3 receptions for 38 yards and recorded 1 KOR for 11 yards
- Tallied a season-high 14 rushes for 63 yards at Ten. (12/2)
- Carried the ball 5 times for 87 yards, including a career-long 81-yard TD run, at Det. (11/22)

2011: (SEATTLE SEAHAWKS – 16/0)

- Rushed 46 times for 145 yards and 1 TD and posted 23 receptions for 128 yards
- Carried the ball 4 times for 31 yards (7.8 avg.), including a 22-yard TD jaunt, at STL (11/20)

2010: (SEATTLE SEAHAWKS – 16/5, 2/1)

- Rushed 118 times for 523 yards and 2 TDs, while adding 33 receptions for 252 yards
- Carried the ball 8 times for 29 yards and had 5 receptions for 37 yards in two postseason contests

2009: (SEATTLE SEAHAWKS – 16/2)

- Set then-career highs in rushing yards (619), rushing TDs (4) and receptions (41)...Also posted career highs in receiving yards (350), long reception (47) and receiving TDs (1)
- Logged career highs in KORs (18 - tied), KOR yards (432) and KOR average (24.0), while posting 16 PRs for 92 yards
- Posted 22 rushing attempts for 130 rushing yards and 2 TDs at STL (11/29)
- Recorded career highs in receptions (8), receiving yards (80) and long reception (47) at Min. (11/22)
- Rushed 17 times for 123 yards (7.2 avg.) and netted 5 receptions for 26 yards in game 9 at Ari. (11/15)

— FORSETT'S COMMUNITY IMPACT —

- Led a coalition of professional athletes to fund and deliver body wipes and bottles of water to help those dealing with the water crisis in Flint, MI (2016)
- Held his inaugural Justin Forsett Faith and Football free youth camp in Mulberry, FL (2015)
- Visited students at the William S. Baer School which serves children with disabilities from all over Baltimore City (2015)
- Spoke to military members at the 459th Air Refueling Wing's first prayer breakfast at Joint Base Andrews, MD (2015)
- Supports Ravens players and the team's charitable outreach, including the Lardarius Webb Charity Softball Game and annual Holiday Helpers event
- Participated in a tree-planting event with Parks & People Foundation for Ravens GamePlanEarth, a week of environmental initiatives established and led by the Ravens to help sustain the Baltimore community (2014)
- Visited with patients at the Johns Hopkins Children's Center and Union Memorial Hospital, a division of MedStar Health and official medical partner of the Ravens, to spread cheer to patients who were unable to be home for the holidays (2014)



29 JUSTIN FORSETT

2015

GAME-BY-GAME OFFENSE

Date/Opp.	RUSHING					RECEIVING				
	No.	Yds.	Avg.	LG	TD	No.	Yds.	Avg.	LG	TD
9/13 @ Den.	14	43	3.1	20	0	4	13	3.3	7	0
9/20 @ Oak.	15	68	4.5	16	0	4	12	3.0	7	0
9/27 vs. Cin.	10	13	1.3	5	0	4	16	4.0	8	0
10/1 @ Pit.	27	150	5.6	33	0	0	0	0.0	0	0
10/11 vs. Cle.	21	121	5.8	22	1	4	49	12.3	32	0
10/18 @ SF	17	62	3.6	22	0	7	39	5.6	11	0
10/26 @ Ari.	12	36	3.0	14t	1	3	8	2.7	4	0
11/1 vs. SD	17	69	4.1	11	0	1	5	5.0	5	0
11/15 vs. Jax.	14	53	3.8	16	0	4	11	2.8	4	0
11/22 vs. STL	4	26	6.5	18	0	0	0	0.0	0	0
11/30 @ Cle.	INJURED RESERVE - ARM					--	--	--	--	--
12/6 @ Mia.	INJURED RESERVE - ARM					--	--	--	--	--
12/13 vs. Sea.	INJURED RESERVE - ARM					--	--	--	--	--
12/20 vs. KC	INJURED RESERVE - ARM					--	--	--	--	--
12/27 vs. Pit.	INJURED RESERVE - ARM					--	--	--	--	--
1/3/16 @ Cin.	INJURED RESERVE - ARM					--	--	--	--	--
Totals	151	641	4.2	33	2	31	153	4.9	32	0

2008: (INDIANAPOLIS & SEATTLE – 14/0)

- Registered career highs in PRs (27) and PR yards (263), as well as recording 18 KORs for 422 yards...His 9.7 PR average ranked second among all NFL rookies

— COLLEGE —

- Saw action in 49 games (18 starts) at California, where he finished his career ranked third in school history with 3,220 rushing yards on 567 carries (5.7 avg.) and fourth with 26 rushing TDs...Also caught 41 passes for 386 yards (9.4 avg.) and 1 TD, adding 162 yards on 10 KORs (16.2 avg.)
- Rushed 305 times for 1,546 yards and a PAC-10-leading 15 TDs, earning All-PAC-10 first-team honors, as a senior

— HIGH SCHOOL —

- Led Grace Prep (Arlington, TX) Academy to back-to-back state championships in the Texas private school division, scoring 63 TDs and rushing for nearly 5,000 yards as a junior and senior
- Earned 4A first-team All-State, Most Valuable Player and Texas All-Star Game MVP honors as a senior
- Spent his freshman and sophomore years at Mulberry (FL) HS before his family moved to Texas



REGULAR SEASON

Year	Team	GP	GS	RUSHING					RECEIVING				
				No.	Yards	Avg.	LG	TD	No.	Yards	Avg.	LG	TD
2008	Sea./Ind.	14	0	0	0	0.0	0	0	0	0	0	0	0
2009	Seattle	16	2	114	619	5.4	35	4	41	350	8.5	47	1
2010	Seattle	16	5	118	523	4.4	32	2	33	252	7.6	21	0
2011	Seattle	16	0	46	145	3.2	22t	1	23	128	5.6	18	0
2012	Houston	16	0	63	374	5.9	81t	1	3	38	12.7	18	0
2013	Jacksonville	9	0	6	31	5.2	10	0	15	82	5.5	14	0
2014	Baltimore	16	14	*235	*1,266	*5.4	*52	8	44	263	6.0	26	0
2015	Baltimore	10	10	*151	*641	*4.2	33	2	31	153	4.9	32	0
Totals		113	31	733	3,599	4.9	81t	18	190	1,266	6.7	47	1

*LED TEAM

CAREER SINGLE-GAME HIGHS (REGULAR SEASON)

RUSHING

Carries: 27 (10/1/15 at Pit.)
Yardage: 182 (11/24/14 at NO)

Long Gain: 81t (11/22/12 at Det.)
Touchdowns: 2 3 times (last: 11/24/14 at NO)

RECEIVING

Receptions: 8 (11/22/09 at Min.)
Yardage: 80 (11/22/09 at Min.)

Long Gain: 47 (11/22/09 at Min.)
Touchdowns: 1 (12/6/09 vs. SF)

100-yard Rushing Games: 9 (last: 121 yards, 10/11/15 vs. Cle.)

KICKOFF RETURNS

Year	Team	GP	GS	No.	Yards	Avg.	LG	TD	PUNT RETURNS					
									No.	FC	Yards	Avg.	LG	TD
2008	Sea./Ind.	14	0	18	422	23.4	32	0	27	10	263	9.7	29	0
2009	Seattle	16	2	18	432	24.0	46	0	16	9	92	5.8	20	0
2010	Seattle	16	5	1	8	8.0	8	0	3	0	17	5.7	12	0
2011	Seattle	16	0	1	11	11.0	11	0	0	0	0	0.0	0	0
2013	Jacksonville	9	0	1	21	21.0	21	0	0	0	0	0.0	0	0
2014	Baltimore	16	14	0	0	0.0	0	0	0	0	0	0.0	0	0
2015	Baltimore	10	10	0	0	0.0	0	0	0	0	0	0.0	0	0
Totals		113	31	39	894	22.9	46	0	46	19	372	8.1	29	0

POSTSEASON

Year	Team	GP	GS	RUSHING					RECEIVING				
				No.	Yards	Avg.	LG	TD	No.	Yards	Avg.	LG	TD
2010	Seattle	2	1	8	29	3.6	8	0	5	37	7.4	16	0
2014	Baltimore	2	2	40	169	4.2	19	0	3	24	8.0	16t	1
Totals		4	3	48	198	4.1	19	0	8	61	7.6	16t	1

80

TIGHT END
6-6 | 260



CROCKETT GILLMORE

COLLEGE: COLORADO STATE HS: BUSHLAND (TX)

BORN: 11/16/91, AMARILLO, TX

EXP. (NFL/RAVENS): 3/3 GP/GS (PLAYOFFS): 25/11 (2/0)



— KEY TRANSACTIONS —

- Placed on Injured Reserve (back) on 12/21/15
- Originally selected by the Ravens in the third round (99th overall) of the 2014 NFL Draft...Was the second of two Ravens' picks in the round (S Terrence Brooks, 79th)

— CAREER HIGHLIGHTS —

- In 2015, set career highs in receptions (33), receiving yards (412) and receiving TDs (4) for the league's No. 8 passing attack (266.9 ypg), which gained a single-season franchise-record 4,271 net passing yards
- Produced his first-career 100-yard receiving game (101) on a career-high-tying 5 receptions (20.2 avg.), including a career-long 48-yard catch, vs. STL (12/22/15)
- Secured career highs with 2 TDs receptions and 5 catches (since tied), totaling 88 receiving yards (17.6 avg.), at Oak. (9/20/15)
- Played in his first-career postseason game and recorded a 21-yard TD reception in the 30-17 victory in the Wild Card game at Pit. (1/3/15)

— PERSONAL —

- Has three older brothers, including former CSU Ram, Austin (with whom Crockett played), and a younger sister
- Grew up a Pittsburgh Steelers fan because he admired the play of OLB James Harrison
- First job was at a construction company run by his dad, where he carried sheetrock
- Previously trained at former six-year NFL center LeCharles Bentley's O-Line Performance center in Scottsdale, AZ
- Married Hayley Thompson, a former Colorado State women's basketball player, in July 2016

— SEASON RECAPS —

2015: (BALTIMORE RAVENS – 10/10)

- Established career highs in receptions (33), receiving yards (412) and receiving TDs (4) for the league's No. 8 passing attack (266.9 ypg), which gained a single-season franchise-record 4,271 net passing yards

- Missed four games before being placed on Injured Reserve (back) on 12/21...His 4 scoring grabs ranked second on the team and marked the highest single-season total by a Ravens' TE since 2012 (Dennis Pitta, 7)
- Left the contest in the first quarter due to injury (back) after catching a 7-yard pass in game 12 at Mia. (12/6)
- Tallied a career- and game-high 101 receiving yards on 5 catches (20.2 avg.), including a career-long 46-yarder, in the 16-13 victory vs. STL (11/22)
- Secured 4 catches for 42 yards (10.5 avg.) and 1 TD vs. Jax. (11/15)...Became part of the third TE duo (w/ Maxx Williams) in team history to each have a TD catch in a game
- Caught a 3-yard scoring pass for an offense that produced 2 TDs in both goal-to-go opportunities in the 29-26 victory vs. SD (11/1)
- Secured a career-high 2 TD receptions and 88 yards on 5 catches, including a 38-yard catch and run, at Oak. (9/20)...Ignited a Ravens' offense that gained the sixth-most net yards (493) in franchise history

2014: (BALTIMORE RAVENS – 15/1, 2/0)

- Recorded 10 receptions for 121 yards and 1 TD for an offense that established franchise single-season records in yards (5,838) and points scored (409)
- Played in both postseason contests, collecting 2 receptions for 30 yards and 1 TD for an offense that produced 727 yards and 61 points in two playoff games
- Played in his first-career postseason game and recorded his first-career postseason reception for a 21-yard TD in the 30-17 victory in the Wild Card game at Pit. (1/3/15)
- Tallied 2 receptions for a 37 yards (including a then-career-long 20-yarder) in the 20-12 win vs. Jax. (12/14)
- Subbed and recorded his first-career TD reception (a 1-yard snare) at Pit. (11/2)
- Recorded his first-career NFL reception (finished the game with 2 catches for 16 yards) for an offense that recorded 475 yards and 6 TDs in the 48-17 win at TB (10/12)



DID YOU KNOW?

Crockett Gillmore played defensive end for one season while in college at Colorado State. Originally recruited as a tight end, he switched to defense just before the opening game of his freshman campaign. He saw action in 10 contests that year, but then moved back to tight end after the season's conclusion. Suffice it to say, CSU coaches made the right call, as Gillmore went on to rack up 111 catches for 1,308 yards and 8 touchdowns in his final three years for the Rams.

80 CROCKETT GILLMORE

2015

GAME-BY-GAME OFFENSE

Date/Opp.	RECEIVING					RUSHING				
	No.	Yds.	Avg.	LG	TD	No.	Yds.	Avg.	LG	TD
9/13 @ Den.	2	23	11.5	14	0	0	0	0.0	0	0
9/20 @ Oak.	5	88	17.6	38	2	0	0	0.0	0	0
9/27 vs. Cin.	3	40	13.3	19	0	0	0	0.0	0	0
10/1 @ Pit.	INACTIVE - CALF					-- -- -- -- --				
10/11 vs. Cle.	INACTIVE - CALF					-- -- -- -- --				
10/18 @ SF	3	30	10.0	19	0	0	0	0.0	0	0
10/26 @ Ari.	5	53	10.6	23	0	0	0	0.0	0	0
11/1 vs. SD	2	8	4.0	5	1	0	0	0.0	0	0
11/15 vs. Jax.	4	42	10.5	25	1	0	0	0.0	0	0
11/22 vs. STL	5	101	20.2	46	0	0	0	0.0	0	0
11/30 @ Cle.	3	20	6.7	14	0	0	0	0.0	0	0
12/6 @ Mia.	1	7	7.0	7	0	0	0	0.0	0	0
12/13 vs. Sea.	INACTIVE - BACK					-- -- -- -- --				
12/20 vs. KC	INACTIVE - BACK					-- -- -- -- --				
12/27 vs. Pit.	INJURED RESERVE - BACK					-- -- -- -- --				
1/3/16 @ Cin.	INJURED RESERVE - BACK					-- -- -- -- --				
Totals	33	412	12.5	46	4	0	0	0.0	0	0

— COLLEGE —

- Played 47 games (36 starts) at Colorado State, totaling 111 receptions for 1,308 yards and 8 TDs in 37 games at TE and 18 tackles (14 solo), 1 sack (-16 yards), 2 TFL (-19 yards) and 1 FR in 10 games at DE...Received first-team All-Mountain West honors as a senior and sophomore, in addition to second-team accolades during his junior year
- Recorded 47 receptions (career high) for 577 yards (career high) and 2 TDs, earning consensus first-team All-Mountain West honors, as a senior in 2013
- Majored in communication studies...Finished his bachelor's degree during the 2016 offseason

— HIGH SCHOOL —

- Prepped at Bushland (TX) HS, where he earned first-team All-District honors at WR and DE as a junior and senior... Became the first 1,000-yard receiver in school history and totaled 26-career sacks
- Posted 1,142 yards and a school-record 22 TDs on 45 receptions (25.4 avg.) and collected 88 tackles, 9 sacks, 3 PD, 4 FRs and 1 INT, leading the Falcons to the Texas Class 2A Division II state championship game as a senior...Earned honorable-mention All-State, first-team All-District, Golden Spread 2A-3A Player of the Year and *Amarillo Globe-News* Offensive Player of the Year honors
- Was the district high jump champion in 2009, earning first-team honors and second-team All-District in 2008



— GILLMORE'S COMMUNITY IMPACT —



- Participated in the Ravens Hometown Huddle by taking part in the Ravens TEAM Challenge at M&T Bank Stadium (2014)...Joined teammates and cheerleaders to complete various tasks alongside students from Baltimore's Liberty Elementary...The NFL/United Way Hometown Huddle is a league-wide day of service designed to bring awareness and impact to the issue of youth health and fitness
- Supports the Ravens' fan outreach initiatives, including Beach Bash in Ocean City (2015-16)
- Helped plant trees in downtown Baltimore with U.S. Agriculture Secretary Tom Vilsack on National Arbor Day (2016)

REGULAR SEASON

Year	Team	GP	GS	RECEIVING					RUSHING				
				No.	Yards	Avg.	LG	TD	No.	Yards	Avg.	LG	TD
2014	Baltimore	15	1	10	121	12.1	22	1	0	0	0.0	0	0
2015	Baltimore	10	10	33	412	12.5	46	4	0	0	0.0	0	0
Totals		25	11	43	533	12.4	46	5	0	0	0.0	0	0

CAREER SINGLE-GAME HIGHS (REGULAR SEASON)

RECEIVING

Receptions: 5 3 times (last: 11/22/15 vs. STL)
Long Gain: 46 (11/22/15 vs. STL)
Yardage: 101 (11/22/15 vs. STL)
Touchdowns: 2 (9/20/15 at Oak.)

RUSHING

Carries: None
Long Gain: None
Yardage: None
Touchdowns: None

100-yard Receiving Games: 1 (101 yards, 11/22/15 vs. STL)

POSTSEASON

Year	Team	GP	GS	RECEIVING					RUSHING				
				No.	Yards	Avg.	LG	TD	No.	Yards	Avg.	LG	TD
2014	Baltimore	2	0	2	30	15.0	21t	1	0	0	0.0	0	0
Totals		2	0	2	30	15.0	21t	1	0	0	0.0	0	0

93

DEFENSIVE END

6-4 | 305



LAWRENCE GUY

COLLEGE: ARIZONA STATE HS: LAS VEGAS (NV) WESTERN

BORN: 3/17/90, LAS VEGAS, NV

EXP. (NFL/RAVENS): 6/3 GP/GS (PLAYOFFS): 51/9 (5/1)



— KEY TRANSACTIONS —

- Re-signed with the Ravens on 3/18/15
- Signed with the Ravens on 9/24/14
- Originally selected by the Packers in the seventh round (233rd overall) of the 2011 NFL Draft

— CAREER HIGHLIGHTS —

- Established career highs with 46 tackles (29 solo) and 4.5 sacks (-20.5 yards) for the NFL's eighth-ranked defense (337.4 ypg), which finished No. 2 overall (291.1 ypg) over the season's final eight games in 2015
- Has 3 blocked kicks during his career: 2 FGAs and 1 PAT
- Posted a career-high 2 sacks vs. Cle. (10/11/15)
- Has blocked 2 FGAs: 11/3/13 at Was. (while with the Chargers) and 10/6/13 at Sea. (while with the Colts)...His block at Seattle was returned 61 yards for a TD
- Recorded career highs with 8 total tackles and 5 solo stops (since tied) at KC (12/23/12)

— PERSONAL —

- Suffers from both attention deficit hyperactivity disorder and dyslexia, and the combination nearly cost him his football career at Arizona State...Overcame his struggles and became a spokesperson for ASU's disability resource center and has been asked to visit public schools to speak to at-risk students
- Wife, Andrea, is currently a law student, and Lawrence says he, too, might pursue a law degree one day
- Most memorable moment of his football career was Ray Lewis' final home game during the 2012 Wild Card playoff (Guy played for the visiting Colts at the time)

— SEASON RECAPS —

2015: (BALTIMORE RAVENS – 16/6)

- Established career highs with 46 tackles (29 solo) and 4.5 sacks (-20.5 yards) for the NFL's eighth-ranked defense (337.4 ypg), which finished No. 2 overall (291.1 ypg) over the season's final eight games
- Registered 5 tackles (3 solo), 1 TFL, 3 QB hits and a game-high 1.5 sacks (-4.5 yards) for a defense that did not allow a third-down conversion (0 of 9) at Cin. (1/3/16)
- Tallied 2 stops for a defense that snapped the Steelers' streak of six-straight 30-point performances in the 20-17 victory vs. Pit. (12/27)
- Blocked a PAT, 1 of an NFL-high 5 (tied, Oak.) blocked kicks by Baltimore in 2015, and posted 1 tackle for a defense that allowed 213 total net yards in the 16-13 win vs. STL (11/22)

- Matched a career high with 5 solo tackles, adding 1 sack, at SF (10/18)
- Notched a career-high 2 sacks (-15 yards) and 6 tackles (3 solo), vs. Cle. (10/11)
- Started and posted 7 tackles (2 solo) for a defense that allowed 86 rushing yards vs. Cin. (9/27)

2014: (SAN DIEGO & BALTIMORE – 14/1, 2/0)

- Saw action in 14 games (played in three games for the Chargers before signing with the Ravens) and recorded 16 tackles, 1 PD and 1 FR
- Saw action in both postseason contests, contributing 1 tackle for a defense that produced 7 sacks and allowed just 82 rushing yards
- Started and posted 6 tackles in the 20-10 victory in the season finale vs. Cle. (12/28)
- Subbed and produced 3 tackles for a defense that posted a season-high 8 sacks in the 20-12 victory vs. Jax. (12/14)
- Recorded 1 tackle and his first-career FR for a defense that allowed just 45 yards in the second half in the 21-7 victory vs. Ten. (11/9)
- Saw his first action as a Raven and netted 1 tackle from scrimmage at Ind. (10/5)

2013: (INDIANAPOLIS & SAN DIEGO – 12/0, 2/0)

- Totaled 20 tackles (12 solo) and a career-high 4 PD...Signed with San Diego after being claimed off waivers on 10/8...Waived by Indy on 10/7/13...Signed by the Colts on 9/24/13 after being part of the final cuts on 8/31
- Netted 2 tackles, 1 PD (which led to a Chargers INT-TD) and blocked a Redskins' FGA at Was. (11/3)
- Registered 3 tackles (2 solo) and 1 PD for the Colts vs. Sea. (10/6)...Also blocked a FGA that was returned 61 yards for a Colts' TD

2012: (INDIANAPOLIS COLTS – 9/2, 1/1)

- Contributed 18 tackles (12 solo) and his first-career sack
- Played in his first-career postseason contest and tallied 4 tackles (2 solo) in the Wild Card game at Bal. (1/6/13)
- Started and collected 2 solo tackles, including his first-career sack in the season finale vs. Hou. (12/30)
- Started his first-career game and posted 8 total tackles (5 solo) at KC (12/23)

2011: (GREEN BAY PACKERS – 0/0, INJURED RESERVE)

- Placed on Injured Reserve on 9/3 due to a concussion suffered during the preseason

93 LAWRENCE GUY

2015

GAME-BY-GAME DEFENSE

RAVENS

Date/Opp.	TT	Solo	Asst.	Sacks	INT	PD	FF	FR
9/13 @ Den.	3	3	0	0-0	0-0	0	0	0
9/20 @ Oak.	4	3	1	0-0	0-0	0	0	0
9/27 vs. Cin.	7	2	5	0-0	0-0	0	0	0
10/1 @ Pit.	2	2	0	0-0	0-0	0	0	0
10/11 vs. Cle.	6	3	3	2-15	0-0	0	0	0
10/18 @ SF	5	5	0	1-1	0-0	0	0	0
10/26 @ Ari.	3	3	0	0-0	0-0	0	0	0
11/1 vs. SD	2	2	0	0-0	0-0	0	0	0
11/15 vs. Jax.	1	1	0	0-0	0-0	0	0	0
11/22 vs. STL	1	0	1	0-0	0-0	0	0	0
11/30 @ Cle.	0	0	0	0-0	0-0	0	0	0
12/6 @ Mia.	0	0	0	0-0	0-0	1	0	0
12/13 vs. Sea.	4	2	2	0-0	0-0	0	0	0
12/20 vs. KC	1	0	1	0-0	0-0	0	0	0
12/27 vs. Pit.	2	0	2	0-0	0-0	0	0	0
1/3/16 @ Cin.	5	3	2	1.5-4.5	0-0	0	0	0
Totals	46	29	17	4.5-20.5	0-0	1	0	0

— COLLEGE —

- Totaled 122 tackles, including 23 TFL and 8 sacks, in 35 games (31 starts), becoming a three-time honorable mention All-Pac-10 selection (2008-10) at ASU
- Earned first-team Freshman All-America honors and the Bill Kajikawa Sun Devil Award (most outstanding freshman)
- Majored in education and sociology

— HIGH SCHOOL —

- Attended Las Vegas Western (NV) HS, where he recorded 238 tackles, 30.5 sacks and 3 FRs in three years
- Totaled 102 tackles (69 solo), 15.5 sacks and 1 FR as a senior in 2007

— GUY'S COMMUNITY IMPACT —



- Supported the Ravens Hometown Huddle by taking part in the annual Ravens TEAM Challenge at M&T Bank Stadium (2015)...Joined teammates and cheerleaders to complete various activities alongside students from Francis Scott Key Elementary/Middle School... The NFL/United Way Hometown Huddle is a league-wide day of service designed to bring awareness and impact to the issue of youth health and fitness
- Dedicated supporter of the BARCS Animal Shelter in Baltimore...Was involved with the "Show Your Soft Side" campaign, posing with his dogs Bubbles, Pinot and Chewy
- Joined teammates in hosting a PLAY 60 youth football clinic at Ft. McHenry for children whose parents currently serve in the U.S. Military (2015)
- Served Thanksgiving meals to 200 families at Moravia Park Elementary (2015)
- Visited with patients at Union Memorial Hospital who were unable to be home for the holidays (2015)
- Participated in the Ravens' 11th annual Holiday Helpers event, hosted by Steve Smith Sr....Children selected from Baltimore City and County were given the opportunity to shop with a Ravens' celebrity shopper at Target for gifts (2015)

REGULAR SEASON

Year	Team	GP	GS	TACKLES			SACKS		INTERCEPTIONS					FUMBLES			
				TT	Solo	Asst.	No.	Yards	No.	Yards	LG	TD	PD	FF	FR	Yards	
2011	Green Bay	0	0	INJURED RESERVE - CONCUSSION			--	--	--	--	--	--	--	--	--	--	--
2012	Indianapolis	9	2	18	12	6	1.0	8.0	0	0	0	0	0	0	0	0	0
2013	Ind./SD*	12	0	20	12	8	0.0	0.0	0	0	0	0	4	0	0	0	0
2014	SD/Bal.*	14	1	16	2	14	0.0	0.0	0	0	0	0	1	0	1	6	6
2015	Baltimore	16	6	46	29	17	4.5	20.5	0	0	0	0	1	0	0	0	0
Totals		51	9	100	55	45	5.5	28.5	0	0	0	0	6	0	1	6	6

*PLAYED THE FIRST 3 GAMES OF THE 2014 SEASON WITH SD AND THE FIRST 2 GAMES OF THE 2013 SEASON WITH IND.

CAREER SINGLE-GAME HIGHS (REGULAR SEASON)

Total Tackles: 8 (12/23/12 at KC)	INTs: None	Forced Fumbles: None
Solo Tackles: 5 2 times (last: 10/18/15 at SF)	Passes Defensed: 1 6 times (last: 12/6/15 at Mia.)	Fumble Recoveries: 1 (11/9/14 vs. Ten.)
Sacks: 2 (10/11/15 vs. Cle.)		

Additional Statistics: Has blocked 2 FGAs: 11/3/13 at Was. (while with the Chargers) and 10/6/13 at Sea. (which was returned 61 yards for a TD) while with the Colts; Blocked a PAT vs. STL (11/22/15)

POSTSEASON

Year	Team	GP	GS	TACKLES			SACKS		INTERCEPTIONS					FUMBLES			
				TT	Solo	Asst.	No.	Yards	No.	Yards	LG	TD	PD	FF	FR	Yards	
2012	Indianapolis	1	1	4	2	2	0.0	0.0	0	0	0	0	0	0	0	1	0
2013	San Diego	2	0	2	1	1	0.0	0.0	0	0	0	0	0	0	0	0	0
2014	Baltimore	2	0	1	0	1	0.0	0.0	0	0	0	0	0	0	0	0	0
Totals		5	1	7	3	4	0.0	0.0	0	0	0	0	0	0	0	1	0

74

TACKLE
6-5 | 312



JAMES HURST

COLLEGE: NORTH CAROLINA HS: PLAINFIELD (IN)

BORN: 12/17/91, PLAINFIELD, IN

EXP. (NFL/RAVENS): 3/3 GP/GS (PLAYOFFS): 32/13 (2/2)

— KEY TRANSACTIONS —

- Signed with the Ravens as a RFA on 5/12/14

— CAREER HIGHLIGHTS —

- Competed in all 16 games for an O-line that permitted the NFL's third-fewest sacks (24) and helped produce a single-season franchise-record 4,271 net passing yards (eighth in the league) in 2015
- Saw action in all 16 games as a rookie in 2014, including five starts (at LT), for an offense that established franchise single-season records in yards (5,838) and points scored (409), as a rookie in 2014
- Helped QB Joe Flacco establish career highs in passing yards (3,986) and TD passes (27), completing 62.1% of his passes (344 of 554) for a 91.0 passer rating (2014)
- Was one of three rookie free agents (LB Zachary Orr and RB Fitzgerald Toussaint) to make the Ravens' 2014 opening-day 53-man roster

— PERSONAL —

- Married the former Amanda Griffin in April 2016

— SEASON RECAPS —

2015: (BALTIMORE RAVENS – 16/8)

- Played for an O-line that permitted the NFL's third-fewest sacks (24) and helped produce a single-season franchise-record 4,271 net passing yards (eighth in the league)
- Played on special teams after starting at TE in the Ravens "jumbo formation" in the 20-17 victory vs. Pit. (12/27) and vs. KC (12/20)
- Started at LT for an offensive line that did not permit a sack in the 33-27 victory at Cle. (11/30)
- Subbed at LT on an O-line that allowed just 1 sack and helped generate 388 total net yards despite missing three starters – C Jeremy Zuttah, G Kelechi Osemele and T Eugene Monroe (left in the third quarter) – due to injury in the 16-13 victory vs. STL (11/22)
- Started at LT, helping QB Joe Flacco complete 25 of 37 passes for 319 yards, 1 TD and a season-high 103.3 rating, in the 29-26 victory vs. SD (11/1)... Helped block on Flacco's 1-yard TD run, giving the Ravens a 26-23 fourth-quarter lead
- Started at LT for an offense that produced 191 rushing yards in the 23-20 OT win at Pit. (10/1)... Helped block for RB Justin Forsett, who carried the ball a career-high 27 times for 150 rushing yards (second most in his career)
- Started at LT for an O-line that did not allow a sack and helped QB Joe Flacco throw for 362 yards, including 186 to WR Steve Smith Sr. (third in team history), vs. Cin. (9/27)

- Started at LT in place of Eugene Monroe (concussion) and played every snap for an offense that gained the sixth-most net yards (493) in franchise history at Oak. (9/20)

2014: (BALTIMORE RAVENS – 16/5, 2/2)

- Made five starts (at LT) for an offense that established franchise single-season records in yards (5,838) and points scored (409)... Helped QB Joe Flacco establish career highs in passing yards (3,986) and TD passes (27)
- Was one of three RFAs (LB Zachary Orr and RB Fitzgerald Toussaint) to make the Ravens' opening-day 53-man roster
- Started both postseason games at LT (for an injured Eugene Monroe), helping produce 727 net yards and 61 points
- Started at LT, helping RB Justin Forsett rush for 129 yards (third most in Ravens postseason history) and QB Joe Flacco throw for a postseason franchise-record 4 TDs in the Divisional Playoff at NE (1/10/15)
- Started at LT for an offense that gained 475 yards and racked up 6 TDs at TB (10/12)... Helped protect QB Joe Flacco, allowing him to complete 75% of his passes (21 of 28) for 306 yards and a franchise-record-tying 5 TDs and a team-record 149.7 QB rating... Also helped RB Justin Forsett rush for his third-career 100-yard game (111 yards)
- Started his first-career game at LT (Eugene Monroe - knee) for an offense that posted 454 total yards and 5 TDs vs. Car. (9/28)... Helped QB Joe Flacco throw for 327 yards and 3 TDs for a then-franchise-record 137.4 QB rating

— COLLEGE —

- Played in 50 games (school-record-tying 48 starts) at North Carolina, where he was a two-time first-team All-ACC, two-time second-team All-ACC and Freshman All-America selection (*Rivals.com*, *Phil Steele* and *The Sporting News*)
- Earned first-team All-ACC honors as a senior in 2013 after starting all 13 games at LT
- Received first-team (coaches) and second-team (media) All-ACC accolades after helping the Tar Heels set school records in total offense, scoring and passing yards... Part of the ACC-leading and NCAA's No. 9-ranked O-line that allowed 11 sacks (0.92 per game)
- Graduated with a degree in exercise and sport science

— HIGH SCHOOL —

- Prepped at Plainfield (IN) HS, where he was a two-time first-team All-Conference, All-Area and All-State honoree
- Received Area Player of the Year recognition and ranked as the No. 10 overall player in the country and the No. 2 offensive tackle by *Rivals.com* as a senior

66

GUARD/CENTER
6-4 | 310



RYAN JENSEN

COLLEGE: COLORADO STATE - PUEBLO HS: FORT MORGAN (CO)

BORN: 5/27/91, RANGELY, CO

EXP. (NFL/RAVENS): 3/3 GP/GS (PLAYOFFS): 12/6 (1/0)



— KEY TRANSACTIONS —

- Signed to the Ravens' active roster on 12/16/14
- Signed to the Ravens' practice squad on 8/31/14 after being waived by the team on 8/30/14
- Originally selected by the Ravens in the sixth round (203rd overall) of the 2013 NFL Draft
- Was the second of two Ravens' picks in the sixth round (DE Kapron Lewis-Moore, 200th overall)

— CAREER HIGHLIGHTS —

- In 2015, competed in 11 games for an offensive line that permitted the NFL's third-fewest sacks (24) and helped produce a single-season franchise-record 4,271 net passing yards (eighth in the league)
- Made his first-career start (LG) for an injured G Kelechi Osemele vs. STL (11/22/15)
- Saw action in his first-career NFL game, playing on special teams in the 20-10 victory vs. Cle. (12/28/14)
- Was on the active roster, but listed as a gameday inactive for all 16 games as a rookie in 2013

— PERSONAL —

- Older brother, Seth, played college football at Nebraska

— SEASON RECAPS —

2015: (BALTIMORE RAVENS – 11/6)

- Played for an O-line that permitted the NFL's third-fewest sacks (24) and helped produce a single-season franchise-record 4,271 net passing yards (eighth in the league)
- Started at LG for an offensive line that helped generate 121 rushing yards, while also permitting just 1 sack, in the 20-17 victory vs. Pit. (12/27)
- Started at LG on an offensive line that permitted just 1 sack against the NFL's 11th-ranked pass rush vs. Sea. (12/13)

- Started at LG for an offensive line that did not permit a sack and helped gain 104 rushing yards on 23 attempts (4.5 avg.) in the 33-27 victory at Cle. (11/30)
- Registered his first-career start (LG) on an O-line that allowed just 1 sack and helped generate 388 total net yards in the 16-13 victory vs. STL (11/22)

2014: (BALTIMORE RAVENS – 1/0, 1/0)

- Played in his first-career regular season and postseason NFL games after being signed to the Ravens' active roster from their practice squad on 12/16
- Saw action in his first-career postseason game (on special teams) in the 30-17 victory in the Wild Card at Pit. (1/3/15)
- Saw action in his first-career NFL game, playing on special teams in the 20-10 victory vs. Cle. (12/28)

2013: (BALTIMORE RAVENS – 0/0)

- Was inactive (foot) for all 16 games as a rookie

— COLLEGE —

- Played 46-consecutive games (44 starts) in four seasons at Colorado State-Pueblo, where he earned first- and second-team All-Rocky Mountain Athletic Conference and second-team All-American honors
- Helped the Thunderwolves (12-1) to an NCAA Division II quarterfinals bid, while averaging 35.8 points, 442.2 yards and 204.0 rushing yards per game, as a senior in 2012
- Earned second-team All-American and first-team All-Super Region 3 honors by Don Hansen's Football Gazette and first-team All-Rocky Mountain Athletic Conference honors as a junior in 2011...Was also nominated for the Gene Upshaw Award (Best Division II lineman)

— HIGH SCHOOL —

- Prepped at Fort Morgan (CO) HS, where he earned first-team All-State and All-Conference accolades as a senior
- Registered 86 tackles and 12 sacks on the D-line, helping Fort Morgan to a 3A State Championship berth as a senior

— JENSEN'S COMMUNITY IMPACT —

- Participated in the Ravens' 11th annual Holiday Helpers event (hosted by Steve Smith Sr.)...Children selected from Baltimore City and County were given the opportunity to shop with a Ravens' celebrity shopper at Target for holiday gifts (2015)
- Took part in the Show Your Soft Side campaign at the fourth-annual Pawject Runway, "modeling" on a runway with his dog in support of the Baltimore Animal Rescue and Care Shelter (BARCS)...All proceeds from the event benefited BARCS and its mission to find forever homes for homeless and abandoned animals (2016)
- Joined teammates in hosting a PLAY 60 youth football clinic at Ft. McHenry for children whose parents currently serve in the U.S. Military (2015)



99

DEFENSIVE TACKLE

6-2 | 295



TIMMY JERNIGAN

COLLEGE: FLORIDA STATE HS: COLUMBIA (LAKE CITY, FL)

BORN: 9/24/92, LAKE CITY, FL

EXP. (NFL/RAVENS): 3/3 GP/GS (PLAYOFFS): 27/9 (1/0)

— KEY TRANSACTIONS —

- Selected by the Ravens in the second round (48th overall) of the 2014 NFL Draft
- Elected to forego his senior season at Florida State to declare for the NFL Draft

— HONORS —

- PFWA All-Rookie Team (2014)

— CAREER HIGHLIGHTS —

- In 2015, established career highs with 37 tackles (18 solo) and 4 sacks (tied, 2014) for the NFL's eighth-ranked defense (337.4 ypg), which finished No. 2 overall (291.1 ypg) over the season's final eight games
- In his first-career start, responded with career highs in solo stops (3, tied) and sacks (2) for a defense that posted a season-high 8 sacks vs. Jax. (12/14/14)
- His 4 sacks in 2014 are the most by a Ravens' rookie DT in team history

— PERSONAL —

- Dream job is to be a defensive line coach at the high school or college level
- Most prized possession is his 1964 Chevy Impala

— SEASON RECAPS —

2015: (BALTIMORE RAVENS – 15/6)

- Established career highs with 37 tackles (18 solo) and 4 sacks (tied, 2014) for the NFL's eighth-ranked defense (337.4 ypg), which finished No. 2 overall (291.1 ypg) over the season's final eight games
- Led all Baltimore D-linemen with a career-high-tying 6 tackles at Cin. (1/3/16)
- Notched 2 QB hits, including 1 sack, for a defense that snapped the Steelers' streak of six-straight 30-point performances in the 20-17 victory vs. Pit. (12/27)
- Credited with 2 QB hits for a defense that allowed a season-low 8 first downs at Mia. (12/6)
- Paired with OLB Elvis Dumervil to sack QB Austin Davis with 1:19 remaining in the contest, adding 3 QB hits and 3 tackles (2 solo), in the 33-27 victory at Cle. (11/30)
- Recorded 1 sack and 2 solo tackles for a defense that did not allow a rushing TD in the 29-26 victory vs. SD (11/1)
- Registered 1 sack (-11 yards) and 1 solo stop vs. Cle. (10/11)
- Notched 4 tackles for a defense that permitted 86 rushing yards vs. Cin. (9/27)

2014: (BALTIMORE RAVENS – 12/3, 1/0)

- Contributed 23 tackles (11 solo) and 4 sacks (-27 yards) for a defense that finished second in the league (tied with Philadelphia) with 49 sacks (Buffalo - 54)
- Helped the Ravens allow the sixth-fewest points per game (18.9) in 2014...Missed four games due to a knee injury
- Saw action in his first-career postseason game, posting 2 tackles and 1 sack (-6 yards) for a defense that allowed just 14 yards rushing in the Divisional Playoff at NE (1/10/15)
- Started his first-career game, tallying 4 tackles (3 solo) and a career-high 2 sacks (-18 yards), for a defense that had a season-high 8 sacks in the 20-12 win vs. Jax. (12/14)
- Collected 4 tackles and his first-career sack for a defense that allowed just 45 total yards in the second half in the 21-7 victory vs. Ten. (11/9)
- Saw action in his first-career NFL game and recorded the first tackles (2) of his career vs. Cin. (9/7)

— COLLEGE —

- Played in 40 games (16 starts) in three years at Florida State, totaling 139 tackles (73 solo), 25 TFL (-104 yards), 8.5 sacks (-63 yards), 1 PD and 1 FR
- Registered a career-high 63 tackles (35 solo), a team-high 11 TFL and 4.5 sacks (-32 yards), helping lead the NCAA's No. 3 overall (281.4 ypg) and No. 18 run defense (124.8 ypg) as a junior in 2013
- Helped FSU win the BCS National Championship over Auburn in a dramatic, 34-31 game
- Named a first-team (*The NFL Draft Report* and *ESPN.com*) and second-team (*Football Writers Association*, *Associated Press*, *USA Today*, *CBSSports.com* and *Sports Illustrated*) All-American and earned first-team All-Atlantic Coast Conference accolades (league coaches) in 2013
- Majored in general studies

— HIGH SCHOOL —

- Prepped at Columbia (Lake City, FL) HS, where he earned U.S. Army All-American and All-USA first-team defense recognition (*USA Today*), was named to the 2010 All-First Coast first-team (*Florida Times-Union*) and was rated a five-star defensive lineman (*Scout.com*)
- Recorded 77 tackles, 32 TFL, 14 sacks and 1 INT as a senior...Also scored 4 goal-line TDs as a short-yardage RB

99 TIMMY JERNIGAN

2015

GAME-BY-GAME DEFENSE

RAVENS

Date/Opp.	TT	Solo	Asst.	Sacks	INT	PD	FF	FR
9/13 @ Den.				INACTIVE - KNEE				
9/20 @ Oak.	0	0	0	0-0	0-0	0	0	0
9/27 vs. Cin.	4	1	3	0-0	0-0	0	0	0
10/1 @ Pit.	1	1	0	0-0	0-0	0	0	0
10/11 vs. Cle.	1	1	0	1-11	0-0	0	0	0
10/18 @ SF	3	1	2	0.5-2.5	0-0	0	0	0
10/26 @ Ari.	0	0	0	0-0	0-0	0	0	0
11/1 vs. SD	2	2	0	1-11	0-0	0	0	0
11/15 vs. Jax.	2	1	1	0-0	0-0	0	0	0
11/22 vs. STL	4	1	3	0-0	0-0	0	0	0
11/30 @ Cle.	3	2	1	0.5-4	0-0	0	0	0
12/6 @ Mia.	0	0	0	0-0	0-0	0	0	0
12/13 vs. Sea.	4	1	3	0-0	0-0	0	0	0
12/20 vs. KC	6	3	3	0-0	0-0	0	0	0
12/27 vs. Pit.	1	1	0	1-8	0-0	0	0	0
1/3/16 @ Cin.	6	3	3	0-0	0-0	0	0	0
Totals	37	18	19	4-36.5	0-0	0	0	0



M&T BANK STADIUM FIRSTS

M&T Bank Stadium opened to start the 1998 season, and the Ravens played their first game on Sept. 6 vs. the Steelers.

EVENT	OPPONENT	DATE	SCORE
FIRST WIN	Cincinnati Bengals	9/27/98	31-24, Ravens
FIRST LOSS	Pittsburgh Steelers	9/6/98	20-13, Steelers
FIRST PASSING TD (Jermaine Lewis from Eric Zeier, 64 Yards - fourth quarter)	Pittsburgh Steelers	9/6/98	20-13, Steelers
FIRST RUSHING TD (Priest Holmes, 3-Yard run - first quarter)	Cincinnati Bengals	9/27/98	31-24, Ravens
FIRST INTERCEPTION (Duane Starks - second quarter)	Pittsburgh Steelers	9/6/98	20-13, Steelers
FIRST FIELD GOAL (Matt Stover, 41 yards - first quarter)	Pittsburgh Steelers	9/6/98	20-13, Steelers
FIRST BLOCKED PUNT (Ed Reed - second quarter: Den. 16-yard line - Led to a Jamal Lewis TD 3 plays later)	Denver Broncos	9/30/02	34-23, Ravens

BALTIMORE RAVENS

REGULAR SEASON

Year	Team	GP	GS	TACKLES			SACKS		INTERCEPTIONS					FUMBLES				
				TT	Solo	Asst.	No.	Yards	No.	Yards	LG	TD	PD	FF	FR	Yards		
2014	Baltimore	12	3	23	11	12	4.0	27.0	0	0	0	0	0	0	0	0	0	0
2015	Baltimore	15	6	37	18	19	4.0	*36.5	0	0	0	0	0	0	0	0	0	0
Totals		27	9	60	29	31	8.0	63.5	0	0	0	0	0	0	0	0	0	0

*LED TEAM

CAREER SINGLE-GAME HIGHS (REGULAR SEASON)

Total Tackles: 6 2 times (last: 1/3/16 at Cin.)	INTs: None	Forced Fumbles: None
Solo Tackles: 3 3 times (last: 1/3/16 at Cin.)	Passes Defensed: None	Fumble Recoveries: None
Sacks: 2 (12/14/14 vs. Jax.)		

POSTSEASON

Year	Team	GP	GS	TACKLES			SACKS		INTERCEPTIONS					FUMBLES				
				TT	Solo	Asst.	No.	Yards	No.	Yards	LG	TD	PD	FF	FR	Yards		
2014	Baltimore	1	0	2	2	0	1.0	6.0	0	0	0	0	0	0	0	0	0	0
Totals		1	0	2	2	0	1.0	6.0	0	0	0	0	0	0	0	0	0	0

2

QUARTERBACK
6-3 | 215



JOSH JOHNSON

COLLEGE: SAN DIEGO HS: OAKLAND (CA) TECHNICAL

BORN: 5/15/86, OAKLAND, CA

EXP. (NFL/RAVENS): 7/1 GP/GS (PLAYOFFS): 29/5(0/0)



— KEY TRANSACTIONS —

- Signed with the Ravens on 5/16/16
- Signed with the Buffalo Bills on 10/13/15
- Signed with the Indianapolis Colts on 10/2/15
- Re-signed with the Cincinnati Bengals on 4/2/15
- Re-signed with San Francisco 49ers on 9/23/14
- Signed with the Bengals on 3/25/13
- Signed with the 49ers as a free agent on 3/22/12
- Originally selected by the Buccaneers in the fifth round of the 2008 NFL Draft

— CAREER HIGHLIGHTS —

- Has completed 96 of 177 passes for 1,042 yards, 5 TDs and 10 INTs in 29 career games (five starts)
- Starting four of six games in 2009, throwing for a career-high 685 yards and 4 TDs while with Tampa Bay
- First-career TD pass came in his first-career start at Was. (10/4/09)
- Completed 26 of 50 passes for 240 yards and 2 TDs at Phi. (10/11/09)
- Led Tampa Bay to a 24-21 victory at Cin. (10/10/10) after stepping in for an injured QB Josh Freeman
- Recorded 1 rush for 8 yards on a fourth-and-1 situation, later leading to a TD and win, vs. Ind. (10/3/11)

— SEASON RECAPS —

2015: (BUFFALO & INDIANAPOLIS – 0/0)

- Signed with the Bills on 10/13...Did not play three games: vs. Cin. (10/18), at Jax. (10/25) and at NYJ (11/12)...Inactive for eight games
- Signed with the Colts on 10/2...Did not play two games: vs. Jax. (10/4) and at Hou. (10/8)

2014: (SAN FRANCISCO 49ERS – 0/0)

- Inactive Weeks 1-2, 4-5 and 9-17, and was not on the roster in Weeks 3, 6 and 7

2013: (CINCINNATI BENGALS – 2/0, 0/0)

- Saw action vs. NYJ (10/27) and vs. Min. (12/22), rushing for a total of 20 yards on 7 carries

2012: (CLEVELAND BROWNS – 1/0)

- Started four games for UFL's Sacramento Mountain Lions before signing with the Browns on 12/26 and playing in the regular season finale at Pit. (12/20)

2011: (TAMPA BAY BUCCANEERS – 9/1)

- Threw for 246 yards, 1 TD and 2 INTs on 19-of-36 passing... Also gained 67 yards rushing on 11 carries
- Recorded 1 rush for 8 yards on a fourth-and-1, later leading to a TD and victory vs. Ind. (10/3)
- Stepped in for injured QB Josh Freeman and completed 16 of 27 passes for 229 yards and 1 TD vs. Car. (12/4)

2010: (TAMPA BAY BUCCANEERS – 11/0)

- Posted 111 passing yards on 14-of-16 passing, marking a career-best passing percentage (87.5) in a season that the Buccaneers went 10-6
- In his first game of the season, completed all 6 passes for 67 yards, boasting a 113.2 passer rating in against Pit. (9/26)
- Recorded 1 rush for 14 yards in a victory vs. Car. (11/14)

2009: (TAMPA BAY BUCCANEERS – 6/4)

- Completed 63 passes on 125 attempts for 685 yards and 4 TDs...Gained 148 yards on a career-high 22 carries
- Recorded first-career start at Was. (10/4) and completed 13 of 22 passes for 106 yards, 1 TD and 1 INT
- Made his NFL debut at Buffalo (9/20)

2008: (TAMPA BAY BUCCANEERS – 0/0)

- Inactive for all 16 regular season games

— COLLEGE —

- Saw action in 41 games (34 starts) in his four seasons with San Diego (2004-07), totaling 724 completions on 1,065 attempts for 9,699 yards and 113 TDs
- Led the Pioneer Football League in pass efficiency (198.3) during his senior season, while tallying 206 completions on 301 attempts, 2,988 passing yards and a career-high 43 TDs...Johnson also rushed for 726 yards and 2 TDs on 101 carries before declaring for the 2008 NFL Draft
- Named Offensive MVP of the 2008 East-West Shrine game
- In 2006, earned third-team All-American by the *Associated Press* as a junior, after completing 246 of 371 passes for 3,320 yards and 34 TDs...Rushed for 720 yards and 11 TDs on 107 carries...Totaled four 300-yard passing games, including a game-high 384 yards and 4 TDs in a victory at Jacksonville
- Garnered several league honors in his sophomore season, including first-team All-PFL and PFL Offensive Player of the Week (three times), after completing 260 of 371 passes for 3,256 yards and 36 TDs...Also ran for 379

2 JOSH JOHNSON

yards and 4 TDs...Tied school record with 7 TD passes (in the first half) in a win at Valparaiso

- Served as backup QB for Todd Mortensen in five games as a freshman in 2004, completing 12 of 22 passes for 135 yards
- Majored in communication studies with a minor in business administration

— HIGH SCHOOL, PERSONAL —

- Attended Oakland Technical (CA) HS, where as a senior he earned first-team All-City honors and led his team to the Oakland Athletic League championship by throwing for 1,900 yards and 22 TDs with just 2 INTs
- Also lettered in basketball and track
- Was inducted into the University of San Diego Hall of Fame on 4/25/15
- Cousin is former All-Pro RB Marshawn Lynch, with whom Johnson helps run a charitable foundation to positively affect youth in their hometown of Oakland, CA (see detailed info below)



— JOHNSON'S COMMUNITY IMPACT —

- Co-founded the Fam 1st Family Foundation with his cousin, Marshawn Lynch, in 2006...The foundation aims to uplift children through literacy programs, athletic camps, talent shows and family fun nights among other activities
- Lists philanthropy as one of his favorite hobbies, taking part in many community programs, including leading drills in the NFL Play 60 visit to a local Tampa Bay middle school (2010), hosting the NFL YET College Prep Academy Fitness Challenge (2009), challenging servicemen and servicewomen to a video game battle in the 2009 Pro vs. GI Joe outreach event and distributing food for the Metropolitan Ministries Holiday Assistance program in his rookie year
- Partnered with the Clinton Global Initiative, Oakland Unified School District and the Oakland Public Education Fund on the 2016 Day of Action, a program that helps grade school students understand the importance of giving back through neighborhood and school improvement projects

REGULAR SEASON

Year	Team	GP	GS	PASSING								RUSHING						
				Att.	Comp.	Yards	Comp%	Yds/Att	TD	INT	LG	Sack/Lost	Rating	No.	Yards	Avg.	LG	TD
2008	Tampa Bay	0	0	0	0	0	0.0	0.0	0	0	0	0/0	0.0	0	0	0.0	0	0
2009	Tampa Bay	6	4	125	63	685	50.4	5.50	4	8	35	11/59	50.9	22	148	6.7	29	0
2010	Tampa Bay	11	0	16	14	111	87.5	6.90	0	0	22	2/8	95.6	4	39	9.8	14	0
2011	Tampa Bay	9	1	36	19	246	52.8	6.80	1	2	42	3/24	60.6	11	67	6.1	14	0
2012	Cleveland	1	0	0	0	0	0.0	0.0	0	0	0	1/8	0.0	0	0	0.0	0	0
2013	Cincinnati	2	0	0	0	0	0.0	0.0	0	0	0	0/0	0.0	7	20	2.9	10	0
2014	San Francisco	0	0	0	0	0	0.0	0.0	0	0	0	0/0	0.0	0	0	0.0	0	0
2015	Buf./Ind.	0	0	0	0	0	0.0	0.0	0	0	0	0/0	0.0	0	0	0.0	0	0
Totals		29	5	177	96	1,042	54.2	5.9	5	10	42	17/99	57.7	44	274	6.2	29	0

CAREER SINGLE-GAME HIGHS (REGULAR SEASON)

Most Attempts:

50 (10/11/09 at Phi.)

Most Completions:

26 (10/11/09 at Phi.)

QB Rating:

113.2 (9/26/10 vs. Pit)

Most Carries / Rushing Yards:

8 (10/18/09 vs. Car.) / 45 2 times (last: 12/4/11 at Car.)

Most Yards Passing:

240 (10/11/09 at Phi.)

Most Touchdowns:

2 (10/11/09 at Phi.)

Longest Passing Gain:

42 (12/4/11 vs. Car.)

Longest Gain Rushing:

29 (10/11/09 at Phi.)

44

FULLBACK
6-1 | 240



KYLE JUSZCZYK

COLLEGE: HARVARD HS: CLOVERLEAF (LODI, OH)

BORN: 4/23/91, MEDINA, OH

EXP. (NFL/RAVENS): 4/4 GP/GS (PLAYOFFS): 48/25 (2/1)



— KEY TRANSACTIONS —

- Selected by the Ravens in the fourth round (130th overall) of the 2013 NFL Draft

— HONORS —

- Pro Bowl first alternate (2014)

— CAREER HIGHLIGHTS —

- In 2015, led all NFL FBs with career highs in receptions (41), receiving yards (321) and receiving TDs (4) for the NFL's No. 8 passing attack (266.9 ypg), which gained a single-season team-record 4,271 net passing yards
- Registered career highs in catches (5, tied) and receiving yards (55) vs. Pit. (12/27/15)
- Set a career high with 5 receptions (since tied) for 47 yards vs. Jax. (11/15/15)
- Posted his first-career reception and his first-career TD (9-yarder) in the 23-21 victory at Cle. (9/21/14)

— PERSONAL —

- Great uncle, Rich "Dickie" Moore was a DT at Villanova before being selected by Green Bay in the first round (12th overall) in the 1969 NFL Draft
- Would like to someday coach high school football following his NFL career
- One of Juszczyk's heroes is Marcus Luttrell, the former U.S. Navy SEAL who was awarded the Navy Cross Purple Heart for his actions of bravery
- Last name is pronounced: YOOZ-check

— SEASON RECAPS —

2015: (BALTIMORE RAVENS – 16/11)

- Led all NFL FBs with career highs in receptions (41), receiving yards (321) and receiving TDs (4) for the league's No. 8 passing attack (266.9 ypg), which gained a single-season franchise-record 4,271 net passing yards
- Secured his fifth-career receiving TD, posting 18 yards on 2 catches, at Cin. (1/3/16)

- Produced a career-high 55 receiving yards on a career-high-tying 5 receptions in the 20-17 victory vs. Pit. (12/27)
- Posted 26 yards on a career-high-tying 5 receptions, including a 1-yard TD catch, vs. KC (12/20)
- Recorded his first-career carries (2 for 3 yards) and 10 yards on 3 receptions in the 16-13 victory vs. STL (11/22)
- Posted a career-long 39-yard reception in the 29-26 victory vs. SD (11/1)
- Matched a career high with 4 receptions for 15 yards at Ari. (10/26), including a 1-yard TD catch
- Scored his second-career TD on an 8-yard reception vs. Cle. (10/11)

2014: (BALTIMORE RAVENS – 16/14, 2/1)

- Netted 19 receptions for 182 yards and 1 TD...Also helped the Ravens establish franchise single-season records in yards (5,838) and points scored (409)
- Saw action in both postseason contests (one start) and had 6 catches for 45 yards for an offense that produced 727 yards and 61 points...Added 4 special teams tackles
- Recorded postseason career highs in receptions (4) and receiving yards (29)...Also helped RB Justin Forsett rush for 129 yards (third most in Ravens' postseason history) in the Divisional Playoff at NE (1/10/15)
- Started his first-career postseason game and netted 2 receptions for 16 yards and tied for the team lead (WR Marlon Brown) with 2 special teams tackles in the 30-17 victory in the Wild Card at Pit. (1/3/15)
- Started and posted his first-career reception (finished the game with 3 catches for 54 yards) and his first-career TD in the 23-21 victory at Cle. (9/21)
- Started for the first time in his career and helped protect QB Joe Flacco, allowing him to set career highs in passing attempts (62 - tied), completions (35) and long pass (80 yards) vs. Cin. (9/7)

2013: (BALTIMORE RAVENS – 16/0)

- Finished with 5 special teams tackles and 1 FR as a rookie

— JUSZCZYK'S COMMUNITY IMPACT —

- Hosted the inaugural Juice's Future All-Stars Camp in hometown of Burbank, OH (2015)...Proceeds of the camp were donated to benefit Crohn's disease research
- Promotes PLAY 60, the NFL's movement to get children active for at least 60 minutes a day...Participated in a PLAY 60 Challenge kickoff assembly at Essex Elementary (2013)



44 KYLE JUSZCZYK

2015

GAME-BY-GAME OFFENSE

Date/Opp.	RUSHING					RECEIVING				
	No.	Yds.	Avg.	LG	TD	No.	Yds.	Avg.	LG	TD
9/13 @ Den.	0	0	0.0	0	0	4	17	4.3	9	0
9/20 @ Oak.	0	0	0.0	0	0	1	11	11.0	11	0
9/27 vs. Cin.	0	0	0.0	0	0	2	11	5.5	9	0
10/1 @ Pit.	0	0	0.0	0	0	1	3	3.0	3	0
10/11 vs. Cle.	0	0	0.0	0	0	3	31	10.3	15	1
10/18 @ SF	0	0	0.0	0	0	2	22	11.0	17	0
10/26 @ Ari.	0	0	0.0	0	0	4	15	3.8	11	1
11/1 vs. SD	0	0	0.0	0	0	1	39	39.0	39	0
11/15 vs. Jax.	0	0	0.0	0	0	5	47	9.4	22	0
11/22 vs. STL	2	3	1.5	2	0	3	10	3.3	7	0
11/30 @ Cle.	0	0	0.0	0	0	2	18	9.0	15	0
12/6 @ Mia.	0	0	0.0	0	0	1	-2	-2.0	-2	0
12/13 vs. Sea.	0	0	0.0	0	0	0	0	0.0	0	0
12/20 vs. KC	0	0	0.0	0	0	5	26	5.2	11	1
12/27 vs. Pit.	0	0	0.0	0	0	5	55	11.0	34	0
1/3/16 @ Cin.	0	0	0.0	0	0	2	18	9.0	16	1
Totals	2	3	1.5	2	0	41	321	7.8	39	4

— COLLEGE —

- Totaled 1,576 yards and 22 TDs on 125 receptions (12.6 avg.), earning numerous first-team All-American and honorable mention All-Ivy League (2010) honors during his four-year Harvard career
- Tallied 15 receptions against Princeton, the second most by a Harvard player in single-game school history...Also had 192 receiving yards, fourth all time in Crimson annals.
- Recorded 52 receptions for 706 receiving yards (13.6 avg.) and 8 TDs (second-highest single-season total in school history) as a senior in 2012
- Graduated with a degree in economics

— HIGH SCHOOL —

- Prepped at Cloverleaf (Lodi, OH) HS, where he was a two-time captain who earned first-team All-Suburban League and All-Medina County honors as a junior and senior
- Played TE as a junior and QB, RB, WR and LB as a senior, leading the team in receiving and rushing yards in 2008



“JUICE” LEADS THE WAY

FB Kyle Juszczyk's career highs in receptions (41), receiving yards (321) and receiving TDs (4) led all NFL fullbacks in 2015. Additionally, "Juice" has played in 48-consecutive games, tying Kansas City's Anthony Sherman for the longest active streak among NFL fullbacks entering 2016.

2015 RECEIVING LEADERS / NFL FULLBACKS

RECEPTIONS	RECEIVING TDs
1. Kyle Juszczyk (Bal.) 41	1. Kyle Juszczyk (Bal.) 4
2. Marcel Reece (Oak.) 30	2. Marcel Reece (Oak.) 3
	Mike Tolbert (Car.) 3
	4. Patrick DiMarco (Atl.) . . . 2
	5. Michael Burton (Det.) . . . 1
	Jalston Fowler (Ten.) 1
	Zach Line (Min.) 1

RECEIVING YARDS
1. Kyle Juszczyk (Bal.) . . . 321
2. Marcel Reece (Oak.) . . . 269

REGULAR SEASON

Year	Team	GP	GS	RUSHING					RECEIVING				
				No.	Yards	Avg.	LG	TD	No.	Yards	Avg.	LG	TD
2013	Baltimore	16	0	0	0	0.0	0	0	0	0	0	0	0
2014	Baltimore	16	14	0	0	0.0	0	0	19	182	9.6	33	1
2015	Baltimore	16	11	2	3	1.5	2	0	41	321	7.8	39	4
Totals		48	25	2	3	1.5	2	0	60	503	8.4	39	5

SPECIAL TEAMS TACKLES (9): 2013 (5); 2014 (3); 2015 (1)

CAREER SINGLE-GAME HIGHS (REGULAR SEASON)

RUSHING	RECEIVING
Carries: 2 (11/22/15 vs. STL)	Receptions: 5 3 times (last: 12/27/15 vs. Pit.)
Long Gain: 2 (11/22/15 vs. STL)	Yardage: 55 (12/27/15 vs. Pit.)
Yardage: 3 (11/22/15 vs. STL)	Long Gain: 39 (11/1/15 vs. SD)
Touchdowns: None	Touchdowns: 1 5 times (1/3/16 at Cin.)

Additional Statistics: Has 5 KORs for 52 yards (10.4 avg.)

POSTSEASON

Year	Team	GP	GS	RUSHING					RECEIVING				
				No.	Yards	Avg.	LG	TD	No.	Yards	Avg.	LG	TD
2014	Baltimore	2	1	0	0	0.0	0	0	6	45	7.5	11	0
Totals		2	1	0	0	0.0	0	0	6	45	7.5	11	0

4

PUNTER
6-1 | 222



SAM KOCH

COLLEGE: NEBRASKA HS: SEWARD (NE)

BORN: 8/13/82, YORK, NE

EXP. (NFL/RAVENS): 11/11 GP/GS (PLAYOFFS): 160/0 (16/0)



— KEY TRANSACTIONS —

- Signed a contract extension with the Ravens on 7/9/15
- Re-signed with Baltimore on 2/1/11
- Re-signed with the Ravens on 5/20/10
- Originally drafted by the Ravens in the sixth round (203rd overall) of the 2006 NFL Draft

— HONORS —

- Pro Bowl (2015)
- Two-time Pro Bowl first alternate (2010, 2014)
- PFWA All-AFC (2015)
- AFC Special Teams Player of the Week (Week 16, 2008)
- Ravens Roost Unsung Hero Award (2015)
- Ravens Roost Extra Effort Award (2008)

— CAREER HIGHLIGHTS —

- Owns franchise records with 782 punts for 35,324 yards and a 45.2 career gross average...His 39.4 career net average also ranks first in team history
- His 280 career punts inside the 20 rank first on the Ravens' all-time list and fourth in the NFL since 2006
- Has played in a franchise-record 160-consecutive games, passing OLB Jarret Johnson (129 from 2003-11) in the 26-6 victory vs. Pit. (9/11/14)
- In 2015, earned his first-career Pro Bowl nod after posting the NFL's second-best net (42.9) and ninth-best gross (46.7) averages...Limited opponents to a franchise-record 5.0 punt return average (No. 2 in the NFL)
- Led the NFL in net punting average (43.3) in 2014, a figure that ranks fourth in league history...Punted 60 times for 2,841 yards, finishing third in the NFL with a 47.4 gross average...Also placed 26 punts inside the 20
- Koch's 43.3 net punting average and 47.4 gross punting average in 2014 are both Ravens' single-season records
- Scored his first-career TD, scrambling for a 7-yard run on a fake FGA in the 55-20 victory vs. Oak. (11/11/12)
- Led the AFC and was second in the NFL, placing a career-high 39 punts inside the 20 in 2010
- Blasted a team-record 74-yard punt at Hou. (11/9/08)

— PERSONAL —

- He and wife, Nikki, have four children: Ryan (18), Braxtyn (12), Kamdyn (10) and Gianna (2)
- Favorite NFL stadium is Sports Authority Field at Mile High, because the ball travels farther in the light air
- Cites special teams coordinator/associate head coach Jerry Rosburg as a father figure
- First job at 13 was "detasseling" corn stalks

— SEASON RECAPS —

2015: (BALTIMORE RAVENS – 16/0)

- Earned his first-career Pro Bowl nod after posting the NFL's second-best net (42.9) and ninth-best gross (46.7) averages...Also limited opponents to a franchise-record 5.0 punt return average (No. 2 in the NFL)
- Recorded 3 kicks inside the 20, including boots to the Bengals' 6- and 4-yard lines, at Cin. (1/3/16)
- Posted 5 punts for 53.4 gross and 46.4 net averages, crushing a 67-yard season-long punt to the Dolphins' 1-yard line at Mia. (12/6)
- Tallied 7 punts for 336 yards (48.0 avg.) and a 46.3 net average in the 16-13 victory vs. STL (11/22)
- Helped the Ravens win the field position battle with a 62-yard boot to the Chargers' 3-yard line and a 60-yarder that resulted in a -2-yard return in the 29-26 victory vs. SD (11/1)
- Booted a 62-yard punt, recording 53.0 gross and 51.7 net averages, at SF (10/18)...Added 2 punts inside the 20-yard line in his 150th-career game
- Averaged 51.0 yards on 4 punts, including a 57-yard long, in the 23-20 OT victory at Pit. (10/1)

2014: (BALTIMORE RAVENS – 16/0, 2/0)

- Led the NFL in net punting average (43.3), a figure that ranks as the fifth-best mark in league history...Punted 60 times for 2,841 yards, finishing third in the NFL with a 47.4 gross average...Also placed 26 punts inside the 20
- Played in both postseason contests, punting 5 times for 250 yards, averaging a postseason-career-high 50.0 yards per punt, including a long of 53
- Had 2 punts for 126 yards (63.0 avg.), including a 73-yarder (second longest of his career and in team history), placing both inside the 20 in the 34-27 win at NO (11/24)
- Punted 6 times for 255 yards (42.5 avg.), placing a career-high-tying 5 inside the 20 at Pit. (11/2)
- Played in his team-record 130th-straight game, passing OLB Jarret Johnson (129 from 2003-11) for the longest streak in Ravens history in the 26-6 win vs. Pit. (9/11)

NOTE THE QUOTE

Ravens special teams coordinator/associate head coach Jerry Rosburg on P Sam Koch's innovative punting methods:

"He's a unique punter. He's changing the way the game is going to be played. It's remarkable to me that more have not necessarily followed the lead. Perhaps that's an indication of how difficult it is to do what he's doing, because you don't see much of it – even from the highly-skilled professionals that we see on a weekly basis."

4 SAM KOCH

2013: (BALTIMORE RAVENS – 16/0)

- Posted career highs in punts (90) and punting yards (4,138), while averaging 46.0 yards per punt (38.9 net)...Placed 27 punts inside the 20
- Punted 6 times for 328 yards to produce a Ravens' single-game record (min. 4 punts) 54.7 average, including a season-high 69-yard boot, vs. Min. (12/8)
- Punted 8 times for 355 yards (44.4 avg.), placing 3 inside the 20, in the 20-17 OT win vs. Cin. (11/10)...Koch's fourth child (daughter, Gianna) was born at 2:04 a.m. the day of the Bengals game
- Placed his 200th-career punt inside the 20 at Den. (9/5)

2012: (BALTIMORE RAVENS – 16/0, 4/0)

- Punted 83 times for 3,911 yards for a 47.1 gross average, including placing 28 inside the 20-yard line...Also tallied a 40.8 net average...Rushed twice for 17 yards and a TD on a fake FG and fake punt
- Punted 22 times for 1,013 yards (46.0 avg.) – placing 8 inside the 20 – with a long of 60 in four playoff games...Also recorded a ST tackle
- Booted 3 punts for 141 yards (47.0 avg.), with a long of 56, and posted a tackle in the 34-31 victory in Super Bowl XLVII vs. SF (2/3/13)...Also had a 61-yard free kick after taking a safety to run off the clock at the end of the game
- Punted 8 times for 386 yards (48.3 avg.), placing 6 inside the 20 (which ties an NFL postseason record), in the 38-35 double-OT win in the Divisional Playoff at Den. (1/12/13)
- Punted 7 times for 256 yards and carried the ball once (10 yards), picking up a first down on a fake punt, at Cin. (12/30)
- Scored his first-career TD, scrambling for a 7-yard run on a fake FGA in the 55-20 victory vs. Oak. (11/11)
- Played in his 100th-career game and punted 7 times for 322 yards (46.0 avg.), including 3 inside the 20 vs. Cle. (9/27)



— KOCH'S COMMUNITY IMPACT —

- Teamed with The Salvation Army to support several families during the holiday season (2015)
- Participated in the Ravens' annual Holiday Helpers event (2014-15)...Children selected from Baltimore City and Baltimore County were given the opportunity to shop with a Ravens' celebrity shopper at Target for holiday gifts
- Promotes PLAY 60, the NFL's movement to get children active for at least 60 minutes a day...Participated in PLAY 60 Challenge kickoff assemblies at Runnymede Elementary School (2015) and Sandymount Elementary School (2011)...Led youth football drills in the PLAY 60 Zone at the White House's annual Easter Egg Roll (2010)
- Koch helped launch "Punts for a Purpose" program with the Wounded Warrior Amputee Football Team (2013)
- Joined teammates to outfit homeless men in suit apparel at the Helping Up Mission for a joint event with Jos. A. Bank (2011) and participated in the annual Thanksgiving Dinner Distribution at Helping Up Mission homeless shelter (2011)
- Consistently supports teammates' charitable endeavors, including Lardarius Webb's Charity Softball Game and his annual Thanksgiving Distribution

NFL'S BEST PUNTER

P Sam Koch had a monster 2014, producing the NFL's No. 3 gross average (47.4) and the No. 1 net average (43.3). Both marks are career highs and Ravens single-season records. Additionally, his 43.3 net average ranks as the fifth-best figure in NFL history.

GROSS PUNTING AVERAGE (2014 Season)

Rk.	Player	Avg.
1.	Tress Way	47.5
	Bryan Anger	47.5
3.	Sam Koch	47.3

NET PUNTING AVERAGE (2014 Season)

Rk.	Player	Avg.
1.	Sam Koch	43.3
2.	Thomas Morstead	42.9
3.	Pat McAfee	42.8

In his 2015 Pro Bowl campaign, Koch's gross average (46.7) ranked ninth in the NFL, while his net average (42.9) was second. Koch's 5.0 PR average allowed ranked No. 2 in the NFL.

OPP. RETURN AVG. ALLOWED (2015 Season)

Rk.	Player	Avg.
1.	Tim Masthay	4.24
2.	Sam Koch	5.03
3.	Donnie Jones	5.12
4.	Jacob Schum	5.19

NET PUNTING AVERAGE (2015 Season)

Rk.	Player	Avg.
1.	Johnny Hekker	43.7
2.	Sam Koch	42.9
3.	Chris Jones	42.5
4.	Sam Martin	42.0

Koch Quick Hit: In 2014's Week 2 win vs. Pit., P Sam Koch passed OLB Jarret Johnson (129 games, 2003-11) for the longest streak (now 160 games entering 2016) in Ravens history.

2011: (BALTIMORE RAVENS – 16/0, 2/0)

- Punted 73 times for 3,393 yards, producing a 46.5 gross average...Recorded a long of 63 and placed 21 inside the 20-yard-line
- Averaged 47.6 yards per punt (13 for 619 yards) in the postseason, with a long of 64 (second longest in Ravens postseason history), and placed 2 inside the 20
- Punted 9 times for a career-high 470 yards (52.2 avg.), placing 3 inside the 20, at Jax. (10/24)
- Punted 5 times for 236 yards (47.2 avg.) in the 35-7 victory vs. Pit. (9/11)...Also scored the first points of his career on a fake PAT, running for a 2-point conversion

4 SAM KOCH

PIN 'EM DEEP

Since 2006, when he entered the league, P Sam Koch's 280 punts inside the 20 rank fourth in the NFL (entering 2016).

NFL PUNTS INSIDE THE 20 / SINCE 2006

Rk.	Player	In 20
1.	Dustin Colquitt (KC)	326
2.	Andy Lee (Cle.)	285
3.	Donnie Jones (Phi.)	285
4.	Sam Koch (Bal.)	280

Koch Quick Hit: In 2010, Koch (39) tied (Kyle Richardson, 1999) for the most single-season punts inside the 20 in Ravens history.

2010: (BALTIMORE RAVENS – 16/0, 2/0)

- Was second in the NFL with a career-high and franchise-record-tying 39 punts inside the 20 (Kyle Richardson in 1999) while punting 81 times for 3,530 yards (43.6 avg.)... Ranked second in the AFC with a 39.2 net average
- Punted 5 times for 238 yards (47.6 avg.), including a then-postseason career-long 59-yard boot, in the Divisional Playoff at Ind. (1/16/10)
- Blasted 7 punts for 318 yards (45.4 avg.) and placed a career-high-tying 5 in the 20 in the OT win at Hou. (12/13)
- Punted 5 times (moving into first place for the most punts in franchise history) for 233 yards (46.6 avg.) at Car. (11/21)
- Did not punt, but completed a pass on a fake punt to CB Cary Williams (13 yards) to convert a fourth-and-10 in the 26-10 win vs. Mia. (11/7)
- Punted 5 times for 221 yards (44.2 avg.), placing 3 inside the 20 to become the Ravens' all-time leader with his 129th (Kyle Richardson - 128) in the 37-34 victory vs. Buf. (10/24)
- Booted 9 punts for 404 yards (44.9 avg.), placing a career-high-tying 5 kicks inside the 20 at NE (10/17)

2009: (BALTIMORE RAVENS – 16/0, 2/0)

- Punted 73 times for 3,188 yards (43.7 avg.), placing 26 inside the 20...Posted a 37.9-yard net average

- Punted 7 times for 293 yards (41.9 avg.), placing 4 inside the 20, in the 16-0 win at Cle. (11/16)

2008: (BALTIMORE RAVENS – 16/0, 3/0)

- Finished ninth in the NFL with a 45.0 gross average and ranked fifth in the league with a 39.9 net average
- Led the AFC and was second in the NFL by placing a then-career-high 34 punts inside the 20...Also led the NFL with 18 punts inside the 10...Blasted a career-high and team-record 74-yarder at Houston on 11/9
- Earned AFC Special Teams Player of the Week honors, punting 5 times (52.2 avg.), with a long of 61 and 2 inside the 20, at Dal. (12/20)...Carried the ball (first-career rush) for a 9-yard first down on a fourth-and-6 fake FG
- Booted 4 punts for 200 yards (50.0-yard average), with a franchise-record and career-long 74-yarder at Hou. (11/9)

2007: (BALTIMORE RAVENS – 16/0)

- Punted 78 times for 3,397 yards (43.6 avg.) and placed 20 inside the 20...Added 1 special teams tackle
- Punted a career-high 10 times for 436 yards (43.6 avg.), with a long of 55 in game 8 at Pit. (11/5)

2006: (BALTIMORE RAVENS – 16/0, 1/0)

- Punted 86 times for 3,695 yards (43.0 avg.) and placed 30 inside the 20 (fourth most in the NFL)...Tied (Donnie Jones, Mia.) with the second-most punts downed inside the 10-yard line (12) and tied for the NFL's second-fewest TBs (3)
- Saw action in his first-career game when he kicked off 6 times and booted 6 punts for 282 yards (47.0 avg.), including a long of 56, at TB (9/10)

— COLLEGE —

- Walked on (earned a scholarship before the 2004 season) and played in 30 games at Nebraska, posting a 44.1 career gross average, a Big 12-record 84-yard career long and 56 kicks inside the 20...Redshirted as a freshman (2001)

RAVENS ROOST EXTRA EFFORT AWARD

The award is given each year by the Ravens Roost #7 (Hagerstown, MD) to a Ravens player who worked hard all season, providing an "extra effort" on the field. The recipients stepped up in the clutch and performed when a teammate was hurt and always exerted full effort when on the field. Winners accept their award at the Roost's annual banquet in Hagerstown each spring. The Roost also honors the All-Washington County football team and Washington County Coach of the Year at the banquet.

ALL-TIME RAVENS WINNERS

1996	TE Brian Kinchen	2006	TE Daniel Wilcox
1997	S Bennie Thompson	2007	G Ben Grubbs
1998	DE Michael McCrary	2008	P Sam Koch
1999	FB Charles Evans	2009	CB Domonique Foxworth
2000	S Corey Harris	2010	OLB Terrell Suggs
2001	WR Brandon Stokley	2011	WR Torrey Smith
2002	LB Edgerton Hartwell	2012	CB Corey Graham
2003	NT Kelly Gregg	2013	WR Marlon Brown
2004	QB Kyle Boller	2014	DT Brandon Williams
2005	OLB Jarret Johnson	2015	P Sam Koch

4 SAM KOCH

2015

GAME-BY-GAME PUNTING RAVENS

Date/Opp.	No.	Yards	Avg.	Net Avg.	LG	In 20	TB	BLK
9/13 @ Den.	6	310	51.7	48.3	59	2	0	0
9/20 @ Oak.	2	92	46.0	43.5	46	1	0	0
9/27 vs. Cin.	4	174	43.5	37.3	47	1	0	0
10/1 @ Pit.	4	204	51.0	38.3	57	0	0	0
10/11 vs. Cle.	6	297	49.5	49.2	57	2	0	0
10/18 @ SF	3	159	53.0	51.7	62	2	0	0
10/26 @ Ari.	6	272	45.3	42.2	51	2	0	0
11/1 vs. SD	2	122	61.0	62.0	62	1	0	0
11/15 vs. Jax.	5	202	40.4	36.0	45	3	1	0
11/22 vs. STL	7	336	48.0	46.3	56	2	0	0
11/30 @ Cle.	4	171	42.8	39.8	46	1	0	0
12/6 @ Mia.	5	267	53.4	46.4	67	2	1	0
12/13 vs. Sea.	5	226	45.2	41.2	56	3	1	0
12/20 vs. KC	5	218	43.6	41.4	50	2	0	0
12/27 vs. Pit.	6	234	39.0	32.3	44	2	2	0
1/3/16 @ Cin.	4	170	42.5	42.5	48	3	0	0
Totals	74	3,454	46.7	42.9	67	29	5	0

- Ranked second nationally in gross (46.5 – school record) and net (39.9) averages, earning first-team All-American (*NationalChamps.net*), first-team All-Big 12 (Kansas City Star) and honorable mention All-Big 12 honors (*Associated Press* and coaches)...Was a Ray Guy Award semifinalist
- Earned a degree in business administration

— HIGH SCHOOL —

- Prepped at Seward (NE) HS, where he played LB, FB and TE in addition to handling all kicking duties...Also played soccer, basketball and baseball

SOARING WITH SAM

P Sam Koch, a 2015 Pro Bowl selection, owns a 45.2 career gross average and 39.4 career net, both marks that rank first in Ravens history. In 2014, Koch posted a career-high and Ravens franchise-record 47.4-yard gross average and a 43.3-yard net average, shattering his previous personal bests.

CAREER GROSS AVERAGE (Ravens History)

Rk.	Player	Avg.
1.	Sam Koch	45.2
2.	Greg Montgomery	43.2
3.	Dave Zastudil	41.6

CAREER NET AVERAGE (Ravens History)

Rk.	Player	Avg.
1.	Sam Koch	39.4
2.	Greg Montgomery	37.2
3.	Kyle Richardson	35.4

Koch is the Ravens' all-time leader in punts inside the 20 (has 280 entering 2016). In 2010, he posted a career-high 39 boots inside the 20, which were the NFL's second most and tied for eighth best all time in league history.

PUNTS INSIDE THE 20 (Ravens History)

Rk.	Player	In 20
1.	Sam Koch	280
2.	Kyle Richardson	128
3.	Dave Zastudil	89

NFL PUNTS INSIDE THE 20 (2010 Season)

Rk.	Player	In 20
1.	Steve Weatherford	42
2.	Sam Koch	39
3.	Andy Lee	34

Koch Quick Hit: In the 2012 Week 10 win over Oakland, Koch scored his first-career TD on a fake FG in the third quarter, scampering 7 yards for the score in the Ravens' 55-20 victory.

REGULAR SEASON

Year	Team	GP	GS	No.	Yards	Avg.	Net Avg.	LG	In 20	TB	BLK
2006	Baltimore	16	0	86	3,695	43.0	37.6	61	30	3	0
2007	Baltimore	16	0	78	3,397	43.6	36.0	64	20	9	1
2008	Baltimore	16	0	84	3,777	45.0	39.9	74	34	9	0
2009	Baltimore	16	0	73	3,188	43.7	37.9	60	26	5	1
2010	Baltimore	16	0	81	3,530	43.6	39.2	60	39	4	0
2011	Baltimore	16	0	73	3,393	46.5	38.6	63	21	9	0
2012	Baltimore	16	0	83	3,911	47.1	40.8	60	28	7	0
2013	Baltimore	16	0	90	4,138	46.0	38.9	69	27	9	1
2014	Baltimore	16	0	60	2,841	47.4	#43.3	73	26	4	0
2015	Baltimore	16	0	74	3,454	46.7	42.9	67	29	5	0
Totals		160	0	782	35,324	45.2	39.4	74	280	64	3

LED NFL

SPECIAL TEAMS TACKLES (13): 2006 (2); 2007 (1); 2008 (3); 2010 (1); 2011 (1); 2012 (3); 2013 (1); 2015 (1)

CAREER SINGLE-GAME HIGHS (REGULAR SEASON)

Punts:	10 (11/5/07 at Pit.)
Longest:	74 (11/9/08 at Hou.)
Inside 20:	5 3 times (last: 11/2/14 at Pit.)
Net Avg.:	62.0, 2-122 (11/1/15 vs. SD)
Gross Avg.:	63.0, 2-126 (11/24/14 at NO)

Additional Statistics: Scored his first-career TD, a 7-yard scramble, on a fake FGA vs. Oak. (11/11/12); Rushed 10 yards for a first down at Cin. (12/30/12); Completed a 13-yard pass on a fake punt vs. Min. (11/7/10); Scored a 2-point conversion on a fake PAT vs. Pit. (9/11/11); Rushed for 7 yards on a fake punt vs. KC (12/20/15)

POSTSEASON

Year	Team	GP	GS	No.	Yards	Avg.	Net Avg.	LG	In 20	TB	BLK
2006	Baltimore	1	0	5	190	38.0	27.4	47	1	1	0
2008	Baltimore	3	0	20	845	42.3	38.1	52	7	2	0
2009	Baltimore	2	0	9	374	41.6	35.2	59	3	0	0
2010	Baltimore	2	0	6	277	46.2	39.2	61	4	1	0
2011	Baltimore	2	0	13	619	47.6	43.7	64	2	2	0
2012	Baltimore	4	0	22	1,013	46.0	34.3	60	8	4	0
2014	Baltimore	2	0	5	250	50.0	34.2	53	0	0	1
Totals		16	0	80	3,568	44.6	36.8	64	25	10	1

41

DEFENSIVE BACK
5-11 | 200



ANTHONY LEVINE SR.

COLLEGE: TENNESSEE STATE HS: RJ REYNOLDS (WINSTON-SALEM, NC)

BORN: 3/27/87, ABBEVILLE, LA

EXP. (NFL/RAVENS): 5/5 GP/GS (PLAYOFFS): 50/3 (2/0)

— KEY TRANSACTIONS —

- Re-signed with the Ravens on 3/12/15
- Elevated to the Ravens' active roster on 11/17/12
- Signed to the Ravens' practice squad on 9/3/12
- Originally signed with the Packers as a RFA on 5/3/10

— CAREER HIGHLIGHTS —

- Posted 6 special teams stops for one of the league's top punt return coverage units in 2015
- Started and led the team with a career-high 10 tackles (6 solo) vs. SD (11/30/14)
- Started his first-career game (at CB) and recorded his first-career tackle (finished with 4) and PD (had 2) for a defense that allowed just 45 total yards in the second half in the 21-7 victory vs. Ten. (11/9/14)
- Finished second on the team with a career-high 11 special teams tackles in 2013
- Saw action in his first-career NFL game in the 13-10 victory at Pit. (11/18/12)

— SEASON RECAPS —

2015: (BALTIMORE RAVENS – 16/0)

- Posted 6 special teams stops for one of the league's top punt return coverage units, which allowed just 5.0 yards per return (No. 2 in NFL)
- Helped block for S Will Hill III's game-winning TD return on DE Brent Urban's blocked FGA at Cle. (11/30)
- Posted 1 ST tackle in the 16-13 victory vs. STL (11/22)
- Played from scrimmage and on special teams vs. Cin. (9/27)...Rushed for 3 yards on a fake punt, successfully converting a first down

2014: (BALTIMORE RAVENS – 16/3, 2/0)

- Played both safety and CB, recording 23 tackles (16 solo) and 4 PD for a defense that allowed the NFL's sixth-fewest points per game (18.9)...Also netted 6 special teams stops
- Played in both postseason contests, recording 3 solo tackles for a defense that produced 7 sacks and allowed just 82 rushing yards in two playoff games
- Started and led the team with a career-high 10 tackles (6 solo) vs. SD (11/30)
- Started and posted 9 tackles, including a career-high 8 solo stops, adding 1 PD, at NO (11/24)
- Started his first-career game (at CB) and recorded his first-career tackles (4) and PD (2) vs. Ten. (11/9)

2013: (BALTIMORE RAVENS – 16/0)

- Played in all 16 games for the first time, finishing second on the team with a career-high 11 special teams tackles
- Tied for the team lead with 2 solo ST tackles at Cin. (12/29)
- Led the team with a career-high 3 ST tackles in the 19-3 win vs. NYJ (11/24)

2012: (BALTIMORE RAVENS – 2/0, 0/0)

- Saw his first-career NFL action and had 1 special teams tackle...Placed on Injured Reserve (shoulder) on 11/26
- Saw action on special teams and posted his first-career ST tackle in the 16-13 OT victory at SD (11/25)
- Made his NFL debut in the 13-10 victory at Pit. (11/18)

2010-11: (GREEN BAY PACKERS – 0/0, 0/0)

- Spent the majority of the 2010 and 2011 seasons on the Packers' practice squad...Originally signed by Green Bay as a rookie free agent on 5/3/10

— LEVINE SR.'S COMMUNITY IMPACT —

- Annually involved in various events to promote PLAY 60, the NFL movement for an active generation... Events included the Hispanic Heritage Youth Football Clinic in downtown Baltimore and the Ravens TEAM Challenge Hometown Huddle at M&T Bank Stadium
- Participated in the Ravens' fourth annual Beach Bash in Ocean City, MD (2015)
- Served as a celebrity shopper in the Ravens' 11th annual Holiday Helpers event, hosted by Steve Smith Sr....Children selected from the Baltimore County Police Athletic League were given the opportunity to shop with the Ravens at Target for holiday gifts (2015)
- Helped distribute turkeys to families in need at the Webster Kendrick Boys & Girls Club during Lardarius Webb's fifth annual Turkey Drive (2014)
- Consistently supports teammates' and the Ravens' charitable initiatives by attending Webb's annual Charity Softball Game and former Ravens Chris Canty and Jameel McClain's annual 53 Families Thanksgiving Dinner



41 ANTHONY LEVINE SR.

2015

GAME-BY-GAME DEFENSE

RAVENS

Date/Opp.	TT	Solo	Asst.	Sacks	INT	PD	FF	FR
9/13 @ Den.								
9/20 @ Oak.								
9/27 vs. Cin.	0	0	0	0-0	0-0	0	0	0
10/1 @ Pit.								
10/11 vs. Cle.								
10/18 @ SF								
10/26 @ Ari.	0	0	0	0-0	0-0	0	0	0
11/1 vs. SD	0	0	0	0-0	0-0	0	0	0
11/15 vs. Jax.	1	1	0	0-0	0-0	0	0	0
11/22 vs. STL								
11/30 @ Cle.								
12/6 @ Mia.								
12/13 vs. Sea.								
12/20 vs. KC								
12/27 vs. Pit.	0	0	0	0-0	0-0	0	0	0
1/3/16 @ Cin.								
Totals	1	1	0	0-0	0-0	0	0	0



PROFITABLE RETURNS

Since 1996, the Ravens own 56 defensive TDs, scoring at least one in each season of their existence, including CB Jimmy Smith's 24-yard INT-TD in 2015 at Denver and ILB C.J. Mosley's 41-yard FR-TD vs. Cincinnati. Baltimore is 43-9 all time when tallying a defensive touchdown and, since 2003, has the NFL's third most with 43.

DEFENSIVE TDs (Since 2003)			INTERCEPTION TDs (Since 2003)		
Rk.	Team	TDs	Rk.	Team	TDs
1.	Green Bay	45	1.	Chicago	33
2.	Arizona	44		Green Bay	33
3.	Baltimore	43	3.	Baltimore	32
4.	Chicago	41	4.	Arizona	31

"D" Quick Hit: Future Hall of Famer and former Raven S Ed Reed owns the two longest INT returns in NFL history: 107 yards vs. Phi. (11/23/08) and vs. Cle. (11/7/04). Reed's 7 INT-TDs tie for 11th in league annals.

— COLLEGE —

- Competed in 40 games (24 starts) at Tennessee State, totaling 129 tackles (80 solo), 5 INTs, 7 PD and 1 FR
- Earned second-team All-Ohio Valley Conference honors after recording 48 tackles (32 solo), 3 TFL, 2 INTs and 1 PD as a senior in 2009
- Graduated with a degree in psychology

— HIGH SCHOOL —

- Prepped at RJ Reynolds (Winston-Salem, NC) HS, where he earned All-State (KR/PR) and All-Conference (WR) honors and was named to the North Carolina High School All-Star West Team (LB) as a senior
- Was also a member of Winston-Salem's championship track team, running the 100- and 200-meter dashes and 4x100- and 4x200-meter relays



REGULAR SEASON

Year	Team	GP	GS	TACKLES			SACKS		INTERCEPTIONS					FUMBLES			
				TT	Solo	Asst.	No.	Yards	No.	Yards	LG	TD	PD	FF	FR	Yards	
2012	Baltimore	2	0	0	0	0	0.0	0.0	0	0	0	0	0	0	0	0	0
2013	Baltimore	16	0	0	0	0	0.0	0.0	0	0	0	0	0	0	0	0	0
2014	Baltimore	16	3	23	16	7	0.0	0.0	0	0	0	0	4	0	0	0	0
2015	Baltimore	16	0	1	1	0	0.0	0.0	0	0	0	0	0	0	0	0	0
Totals		50	3	24	17	7	0.0	0.0	0	0	0	0	4	0	0	0	0

SPECIAL TEAMS TACKLES (24): 2012 (1); 2013 (11); 2014 (6); 2015 (6)

CAREER SINGLE-GAME HIGHS (REGULAR SEASON)

Total Tackles:
10 (11/30/14 vs. SD)
Solo Tackles:
8 (11/24/14 at NO)
Sacks:
None

INTs:
None
Passes Defensed:
2 (11/9/14 vs. Ten.)

Forced Fumbles:
None
Fumble Recoveries:
None

Additional Statistics: Rushed for 3 yards, converting a first down on a fake punt, vs. Cin. (9/27/15); Has a FF on special teams at SF (10/18/15)

POSTSEASON

Year	Team	GP	GS	TACKLES			SACKS		INTERCEPTIONS					FUMBLES			
				TT	Solo	Asst.	No.	Yards	No.	Yards	LG	TD	PD	FF	FR	Yards	
2012	Baltimore	0	0				--	--	--	--	--	--	--	--	--	--	--
2014	Baltimore	2	0	3	3	0	0.0	0.0	0	0	0	0	0	0	0	0	0
Totals		2	0	3	3	0	0.0	0.0	0	0	0	0	0	0	0	0	0

23

SAFETY
6-0 | 205



KENDRICK LEWIS

COLLEGE: MISSISSIPPI **HS:** GAINESVILLE (GA)

BORN: 6/16/88, NEW ORLEANS, LA

EXP. (NFL/RAVENS): 7/2 **GP/GS (PLAYOFFS):** 84/81 (2/2)

— KEY TRANSACTIONS —

- Signed with the Ravens as a free agent on 3/17/15
- Signed with the Texans as a free agent on 3/21/14
- Originally drafted by Kansas City in the fifth round (136th overall) of the 2010 NFL Draft

— CAREER HIGHLIGHTS —

- Established career highs in total tackles (84, led Texans), solo stops (52) and FFs (3), adding 6 PD, 2 INTs (1 returned for a TD) and 1 FR in 2014
- Recorded career highs in total tackles (12) and solo stops (11), along with 1 FF, at NYG (9/21/14)
- Scored his first-career TD on a career-long 59-yard INT return at Oak. (10/23/11)

— PERSONAL —

- Just prior to the start of his HS senior year, family relocated to Georgia from New Orleans immediately following Hurricane Katrina
- Would someday like to become a football coach, calling that his "dream job"
- Was initially recruited as a WR out of high school...He played receiver during his first year at Ole Miss before making the switch to defense

— SEASON RECAPS —

2015: (BALTIMORE RAVENS – 15/15)

- Totaled 60 tackles (37 solo), 5 PD and 1 FF for the NFL's eighth-ranked defense (337.4 ypg), which finished No. 2 overall (291.1 ypg) and No. 1 vs. the pass (183.3 ypg) over the season's final eight games
- Recorded 5 tackles, including 1 TFL, for a defense that allowed 193 net passing yards and snapped the Steelers' streak of six-straight 30-point performances in the 20-17 victory vs. Pit. (12/27)

- Forced a fourth-quarter fumble and posted 5 solo tackles for a defense that allowed just 8 first downs at Mia. (12/6)
- Led the Ravens' secondary with a season-high 8 tackles for a defense that held the Rams to 131 net passing yards in the 16-13 victory vs. STL (11/22)
- Registered 5 tackles and a career-high-tying 2 PD for a defense that allowed just 168 net passing yards, a season low for Jacksonville, vs. Jax. (11/15)
- Posted 2 solo tackles, helping limit the Steelers to 96 net passing yards, in the win at Pit. (10/1)

2014: (HOUSTON TEXANS – 16/16)

- Had career highs in tackles (84, led team), solo stops (52) and FFs (3), adding 6 PD, 2 INTs (1 for a TD) and 1 FR
- Produced 5 tackles (3 solo), 2 PD and 1 INT, which he returned 27 yards for a TD, at Ind. (12/24)
- Netted 3 tackles, 1 INT, 1 PD and 1 FF at Dal. (10/5)
- Recorded career highs in total tackles (12) and solo stops (11), along with 1 FF, at NYG (9/21)

2013: (KANSAS CITY CHIEFS – 16/15, 1/1)

- Registered 56 tackles (46 solo), 4 PD and 1 INT
- Posted 5 tackles and 1 PD in the Wild Card at Ind. (1/4/14)
- Posted 9 tackles (6 solo), 1 PD and 1 INT at Buf. (11/3)

2012: (KANSAS CITY CHIEFS – 9/9)

- Tallied 26 tackles (24 solo) and 1 PD...Was inactive in seven games with a shoulder injury
- Netted 5 solo tackles before leaving with a shoulder injury vs. Den. (11/25)

2011: (KANSAS CITY CHIEFS – 16/16)

- Recorded 58 tackles (47 solo) and career highs in PD (10) and INTs (3 - tied with 2010)...Returned one of his INTs 59 yards for his first-career TD
- Registered 5 tackles (3 solo), 1 PD and 1 INT (returned 59 yards for his first-career TD) at Oak. (10/23)
- Posted 3 tackles (2 solo), 1 PD and 1 INT (returned for 50 yards) at SD (9/25)

— LEWIS' COMMUNITY IMPACT —

- Consistently involved in various events to promote PLAY 60, the NFL movement for an active generation, including the Ravens TEAM Challenge Hometown Huddle at M&T Bank Stadium (2015)...Joined teammates and cheerleaders to complete various activities alongside students from Francis Scott Key Elementary/Middle School...The NFL/United Way Hometown Huddle is a league-wide day of service designed to bring awareness and impact to the issue of youth health and fitness
- Participated in the Ravens' annual Holiday Helpers event, hosted by Steve Smith Sr...Children selected from the Baltimore County Police Athletic League had the opportunity to shop with a Ravens celebrity shopper at Target for gifts (2015)
- Coached nearly 500 kids at the Kendrick Lewis free football camp in Algeris, LA (2014)



23 KENDRICK LEWIS

2015

GAME-BY-GAME DEFENSE

RAVENS

Date/Opp.	TT	Solo	Asst.	Sacks	INT	PD	FF	FR
9/13 @ Den.	1	1	0	0-0	0-0	0	0	0
9/20 @ Oak.	3	1	2	0-0	0-0	0	0	0
9/27 vs. Cin.	1	0	1	0-0	0-0	1	0	0
10/1 @ Pit.	2	2	0	0-0	0-0	0	0	0
10/11 vs. Cle.	6	5	1	0-0	0-0	1	0	0
10/18 @ SF	1	1	0	0-0	0-0	0	0	0
10/26 @ Ari.	INACTIVE - KNEE							
11/1 vs. SD	6	3	3	0-0	0-0	0	0	0
11/15 vs. Jax.	5	2	3	0-0	0-0	2	0	0
11/22 vs. STL	8	4	4	0-0	0-0	0	0	0
11/30 @ Cle.	4	4	0	0-0	0-0	1	0	0
12/6 @ Mia.	5	5	0	0-0	0-0	0	1	0
12/13 vs. Sea.	3	1	2	0-0	0-0	0	0	0
12/20 vs. KC	7	5	2	0-0	0-0	0	0	0
12/27 vs. Pit.	5	2	3	0-0	0-0	0	0	0
1/3/16 @ Cin.	3	1	2	0-0	0-0	0	0	0
Totals	60	37	23	0-0	0-0	5	1	0

2010: (KANSAS CITY CHIEFS – 12/10, 1/1)

- Had 29 tackles (21 solo), 7 PD, 1 FF and established a career-high 3 INTs
- Established career highs in INTs (2 - returned for 24 yards) at STL (12/19)
- Recorded 2 solo tackles, 1 PD and his first-career INT (returned for 22 yards) at Sea. (11/28)
- Started his NFL debut, posting 2 solo tackles, at Cle. (9/19)

— COLLEGE —

- Played in 44 games (38 starts) at Mississippi, recording 226 tackles (140 solo), 10 TFL, 3 sacks (-34 yards), 6 INTs, 18 PD, 4 FFs, 1 FR and 2 blocked kicks...Also recovered a blocked punt for a TD...Caught 5 passes for 31 yards at WR before switching to safety prior to his sophomore season
- Earned All-SEC honors as a senior in 2009, posting a team-high 84 tackles (57 solo), 5 TFL, 1 sack (-21 yards), 2 INTs, 10 PD, 3 FFs and 2 blocked kicks
- Graduated with a degree in criminal justice

— HIGH SCHOOL —

- Prepped at Gainesville (GA) HS after relocating from New Orleans following Hurricane Katrina, which occurred just prior to the start of his senior year (2005)
- Earned first-team All-State (*Atlanta Journal-Constitution*) and District 9-AAAAA Player of the Year honors and was named to the SuperPrep All-Dixie Team after recording 41 receptions for 740 yards and 9 TDs as a senior WR



REGULAR SEASON

Year	Team	GP	GS	TACKLES			SACKS		INTERCEPTIONS					FUMBLES		
				TT	Solo	Asst.	No.	Yards	No.	Yards	LG	TD	PD	FF	FR	Yards
2010	Kansas City	12	10	29	21	8	0.0	0.0	3	46	23	0	7	1	0	0
2011	Kansas City	16	16	58	47	11	0.0	0.0	3	119	59t	1	10	1	1	0
2012	Kansas City	9	9	26	24	2	0.0	0.0	0	0	0	0	1	0	0	0
2013	Kansas City	16	15	56	46	10	0.0	0.0	1	1	1	0	4	0	0	0
2014	Houston	16	16	84	52	32	0.0	0.0	2	32	27t	1	6	3	1	0
2015	Baltimore	15	15	60	37	23	0.0	0.0	0	0	0	0	5	1	0	0
Totals		84	81	313	227	86	0.0	0.0	9	198	59t	2	33	6	2	0

SPECIAL TEAMS TACKLES (3): 2011 (2); 2015 (1)

CAREER SINGLE-GAME HIGHS (REGULAR SEASON)

Total Tackles:

12 (9/21/14 at NYG)

Solo Tackles:

11 (9/21/14 at NYG)

Sacks:

None

INTs:

2 (12/19/10 at STL)

Passes Defended:

2 5 times (last: 11/15/15 vs. Jax.)

Forced Fumbles:

1 6 times (last: 12/6/15 at Mia.)

Fumble Recoveries:

1 2 times (last: 9/7/14 vs. Was.)

POSTSEASON

Year	Team	GP	GS	TACKLES			SACKS		INTERCEPTIONS					FUMBLES		
				TT	Solo	Asst.	No.	Yards	No.	Yards	LG	TD	PD	FF	FR	Yards
2010	Kansas City	1	1	3	3	0	0.0	0.0	0	0	0	0	0	0	0	0
2013	Kansas City	1	1	5	3	2	0.0	0.0	0	0	0	0	1	0	0	0
Totals		2	2	8	6	2	0.0	0.0	0	0	0	0	1	0	0	0

95

DEFENSIVE END
6-4 | 315



KAPRON LEWIS-MOORE

COLLEGE: NOTRE DAME HS: WEATHERFORD, (TX)

BORN: 1/24/90, WEATHERFORD, TX

EXP. (NFL/RAVENS): 4/4 GP/GS (PLAYOFFS): 5/0 (0/0)



— KEY TRANSACTIONS —

- Placed on Injured Reserve (Achilles) on 8/25/14
- Placed on the Reserve/Non-Football Injury List (knee) on 8/27/13
- Originally selected with the Ravens' first pick in the sixth round (200th overall) of the 2013 NFL Draft

— CAREER HIGHLIGHTS —

- Posted 2 solo tackles in his NFL debut at Den. (9/13/15)
- Was placed on Injured Reserve on 8/25/14 after suffering a torn Achilles during a training camp practice
- Spent his rookie season (2013) on the Reserve/Non-Football Injury List due to a knee injury suffered in the BCS National Championship vs. Alabama

— SEASON RECAPS —

2015: (BALTIMORE RAVENS – 5/0)

- Saw his first-career NFL action, competing in five games for the Ravens and recording 3 tackles (all solo)
- Posted 1 solo stop for a defense that held the 49ers to 65 rushing yards (2.6 avg.) at SF (10/18)
- Recorded a pair of solo stops in his NFL debut for a defense that did not allow a TD and held the Broncos to just 69 rushing yards at Den. (9/13)

2014: (BALTIMORE RAVENS – 0/0, INJURED RESERVE)

- Spent the entire season on Injured Reserve after suffering a torn Achilles during training camp practice

2013: (BALTIMORE RAVENS – 0/0, RESERVE/NFI)

- Spent his rookie season on the Reserve/Non-Football Injury List due to a knee injury suffered with Notre Dame in the BCS National Championship game vs. Alabama

— COLLEGE —

- Competed in 45 games (42 starts) at Notre Dame, totaling 180 tackles, 22 TFL and 12 sacks...Redshirted his true freshman season (2008)
- Recorded 40 tackles, 8.5 TFL and 6 sacks, helping lead the Irish (12-1) to a BCS National Championship Game appearance vs. Alabama as a senior in 2012...Notre Dame allowed the nation's second-fewest points (12.8) and seventh-fewest yards (305.5) per game...Left the BCS Title Game after tearing the ACL in his right knee
- Suffered a season-ending knee injury, posting 32 tackles, 4 TFL and 1.5 sacks in seven games, as a junior in 2011
- Graduated from Notre Dame's Mendoza College of Business with a degree in marketing...Enrolled in a graduate studies program at Notre Dame in 2012

— HIGH SCHOOL —

- Prepped at Weatherford (TX) HS, where he was named a *SuperPrep* All-American...Was also a member of the basketball and track and field teams

— LEWIS-MOORE'S COMMUNITY IMPACT —

- Joined teammates in hosting a PLAY 60 youth football clinic at Ft. McHenry for children whose parents currently serve in the U.S. Military (2015)
- Supports Ravens' charitable events by attending the Goodwill Gridiron Halloween Party (2015), Giant Holiday Food Distribution at The Y in Waverly (2015), Union Memorial Hospital visits (2015) and Ravens Beach Bash in Ocean City, MD (2014)
- Participated in the Ravens' annual Holiday Helpers event, hosted by Steve Smith Sr....Children selected from the Baltimore County Police Athletic League had the opportunity to shop with a Ravens celebrity shopper at Target for gifts (2014-15)
- Consistently supports his teammates' charitable activities, including former Ravens Chris Canty and Jameel McClain's annual Thanksgiving food distribution, "53 Families," and Lardarius Webb's Charity Softball Game



DID YOU KNOW?

Dating back to the 2014 campaign (their last 32 games and heading into 2016), the Ravens have produced the NFL's fourth-most sacks (86), tying the Philadelphia Eagles. Denver and Kansas City each have 93 in first, while New England is at 89.

95 KAPRON LEWIS-MOORE

2015

GAME-BY-GAME DEFENSE

RAVENS

Date/Opp.	TT	Solo	Asst.	Sacks	INT	PD	FF	FR
9/13 @ Den.	2	2	0	0-0	0-0	0	0	0
9/20 @ Oak.				INACTIVE				
9/27 vs. Cin.	0	0	0	0-0	0-0	0	0	0
10/1 @ Pit.	0	0	0	0-0	0-0	0	0	0
10/11 vs. Cle.	0	0	0	0-0	0-0	0	0	0
10/18 @ SF	1	1	0	0-0	0-0	0	0	0
10/26 @ Ari.				INACTIVE				
11/1 vs. SD				INACTIVE				
11/15 vs. Jax.				INACTIVE				
11/22 vs. STL				INACTIVE				
11/30 @ Cle.				INACTIVE				
12/6 @ Mia.				INACTIVE				
12/13 vs. Sea.				INACTIVE				
12/20 vs. KC				INACTIVE				
12/27 vs. Pit.				INACTIVE				
1/3/16 @ Cin.				INACTIVE				
Totals	3	3	0	0-0	0-0	0	0	0



THE M&T ADVANTAGE

Entering 2016, the Ravens are 48-16 in games played in Baltimore during the John Harbaugh Era (2008-15), ranking as the NFL's third-best home mark since the 2008 NFL campaign began.

NFL'S BEST REGULAR SEASON HOME RECORDS (John Harbaugh Era / 2008-15)

Rk.	Team	Record	Pct.
1.	New England Patriots	56-8	.875
2.	Green Bay Packers	49-14	.773
3.	Baltimore Ravens	48-16	.750
4.	Pittsburgh Steelers	46-18	.719
5.	Indianapolis Colts	44-20	.688
	New Orleans Saints	44-20	.688

REGULAR SEASON

Year	Team	GP	GS	TACKLES			SACKS		INTERCEPTIONS					FUMBLES			
				TT	Solo	Asst.	No.	Yards	No.	Yards	LG	TD	PD	FF	FR	Yards	
2013	Baltimore	0	0	RESERVE/NFI - KNEE			--	--	--	--	--	--	--	--	--	--	--
2014	Baltimore	0	0	INJURED RESERVE - ACHILLES			--	--	--	--	--	--	--	--	--	--	--
2015	Baltimore	5	0	3	3	0	0.0	0.0	0	0	0	0	0	0	0	0	0
Totals		5	0	3	3	0	0.0	0.0	0	0	0	0	0	0	0	0	0

CAREER SINGLE-GAME HIGHS (REGULAR SEASON)

Total Tackles:
2 (9/13/15 at Den.)
Solo Tackles:
2 (9/13/15 at Den.)
Sacks:
None

INTs:
None
Passes Defensed:
None

Forced Fumbles:
None
Fumble Recoveries:
None

2016 PRONUNCIATION GUIDE

Players

Kamar Aiken kuh-MARR
 Javorius Allen juh-VAR-us
 Michael Campanaro camp-ah-NAIR-oh
 Maurice Canady CAN-uh-dee
 Blaine Clausell claw-ZELL
 Trevon Coley TRUH-von
 Kamalei Correa KAH-mah-lay, core-RAY-uh
 Vladimir Ducasse VLAD-uh-meer, doo-KOSS
 Kyle Juszczyk YOOZ-check
 Bronson Kaufusi cow-FOO-see
 Sam Koch Cook
 Anthony Levine Sr. luh-VEEN
 Kapron Lewis-Moore CAP-rin
 Cavellis Lockett cah-VELL-us
 Stephane Nembot steff-ON, NAME-bot
 Victor Ochi OH-chee
 Mario Ojemudia oh-juh-MOO-dee-uh
 Patrick Onwuasor oh-WAH-so
 Dennis Pitta PIT-uh

Matt Skura SKUR-uh
 Za'Darius Smith zuh-DARE-ee-us
 Lorenzo Taliaferro tal-uh-FARE-oh
 Lardarius Webb lahr-DARE-ee-us
 Marshal Yanda YAWN-da
 Tavon Young TAY-von
 Jeremy Zuttah ZOO-tah

Coaches

Richard Angulo an-GOO-low
 Andy Bischoff BISH-off
 Juan Castillo cass-TEE-yo
 Marty Mornhinweg MORE-ning-wig
 Bob Rogucki ruh-GUS-key
 Craig Ver Steeg ver-STEGG

7

QUARTERBACK

6-6 | 250



RYAN MALLETT

COLLEGE: ARKANSAS HS: TEXAS (TEXARKANA, TX) HS

BORN: 6/5/88, TEXARKANA, TX

EXP. (NFL/RAVENS): 6/2 GP/GS (PLAYOFFS): 15/8 (0/0)

— KEY TRANSACTIONS —

- Signed with the Ravens on 12/15/15
- Re-signed with the Texans 3/10/15
- Traded by New England to Houston on 8/31/14
- Originally selected by the Patriots in the third round (74th overall) of the 2011 NFL Draft

— CAREER HIGHLIGHTS —

- Established single-season career highs in all passing categories in 2015: attempts (244), completions (136), yards (1,336), completion percentage (55.7) and TDs (5)
- Set single-game career highs with 30 completions and 292 passing yards on 56 attempts at Cin. (1/3/16)
- Led Baltimore to a 20-17 win vs. Pittsburgh in his Ravens debut (12/27/15) just 12 days after joining the team
- Completed 27 passes for 244 yards on a career-high 58 attempts, including a career-long 58-yard connection, at Car. (9/20/15)...Also recorded his first-career rushing TD on a 6-yard scramble
- Completed his first-career TD passes (2, career high) in his first win as a starter, finishing 20-of-30 for 211 yards and a 95.3 rating, at Cle. (11/16/14)

— SEASON RECAPS —

2015: (HOUSTON & BALTIMORE – 8/6)

- Started Baltimore's final two games (1-1 record), completing 58 of 97 passes (59.8%) for 566 yards, 2 TDs and 2 INTs for the league's No. 8 passing attack (266.9 ypg), which gained a single-season franchise-record 4,271 net passing yards
- Threw for 770 yards, 3 TDs and 4 INTs on 78-of-147 passing in six games (four starts) with Houston

- Completed 30 passes for 292 yards (both career highs) on 56 attempts, adding 1 TD at Cin. (1/3/16)...Led an offense that converted 12 of 20 (60%) third-down attempts
- Gained 274 yards on 28-of-41 passing (68.3%) and led a 15-play, 75-yard scoring drive (8-yard TD strike to WR Chris Matthews) on Baltimore's opening possession in the 20-17 victory vs. Pit. (12/27)...Marked the first time four different QBs have started a game in Ravens single-season history
- Posted 244 passing yards and 27 completions on a career-high 58 attempts, including a career-long 48-yarder, at Car. (9/20)...Also scored his first-career rushing TD
- Completed 8 of 13 passes for 98 yards, 1 TD and a 110.4 passer rating vs. KC (9/13)

2014: (HOUSTON TEXANS – 3/2)

- Recorded 400 yards, 2 TDs and 2 INTs on 41-of-75 passing before being placed on Injured Reserve (chest) on 11/26
- Started and completed 21 of 45 passes for 189 yards and 1 INT vs. Cin. (11/23)
- Won his first-career start, throwing for 211 yards, 2 TDs (career high) and 1 INT on 20-of-30 passing for a 95.3 rating, at Cle. (11/16)
- Subbed for the final two offensive drives at Oak. (9/14)
- Was active but did not play in games 1 and 3-9

2013: (NEW ENGLAND PATRIOTS – 0/0, 0/0)

- Was active but did not play in all 16 regular season games and both playoff contests

2012: (NEW ENGLAND PATRIOTS – 4/0, 0/0)

- Saw action in four games: at STL (10/28), vs. Ind. (11/18), at NYJ (11/22) and vs. Hou. (12/10)

2015

GAME-BY-GAME

RAVENS

Date/Opp.	PASSING											RUSHING				
	Att.	Comp.	Yards	Comp%	Yds/Att	TD	INT	LG	Sack/Lost	Rating	No.	Yards	Avg.	LG	TD	
WITH HOUSTON																
9/13 vs. KC	13	8	98	61.5	7.54	1	0	20	1/7	110.4	1	6	6.0	6	0	
9/20 @ Car.	58	27	244	46.6	4.21	1	1	48	1/5	57.0	1	6	6.0	6t	1	
9/27 vs. TB	39	24	228	61.5	5.85	1	1	29	1/1	75.6	1	-1	-1.0	-1	0	
10/4 @ Atl.	27	12	150	44.4	5.56	0	1	26	0/0	46.8	0	0	0.0	0	0	
10/8 vs. Ind.	10	7	50	70.0	5.00	0	1	14	1/0	41.7	1	0	0.0	0	0	
10/18 @ Jax.	0	0	0	0.0	0.00	0	0	0	0	0	0	0	0.0	0	0	
10/25 @ Mia.	ACTIVE, BUT DID NOT PLAY															
WITH BALTIMORE (not on roster until 12/15)																
11/1 vs. SD	NOT ON RAVENS' ROSTER															
11/15 vs. Jax.	NOT ON RAVENS' ROSTER															
11/22 vs. STL	NOT ON RAVENS' ROSTER															
11/30 @ Cle.	NOT ON RAVENS' ROSTER															
12/6 @ Mia.	NOT ON RAVENS' ROSTER															
12/13 vs. Sea.	NOT ON RAVENS' ROSTER															
12/20 vs. KC	INACTIVE															
12/27 vs. Pit.	41	28	274	68.3	6.68	1	0	39	1/9	95.0	0	0	0.0	0	0	
1/3/16 @ Cin.	56	30	292	53.6	5.21	1	2	21	1/10	59.5	1	4	4.0	4	0	
Totals	244	136	1,336	55.7	5.48	5	6	48	6/32	67.9	5	15	3.0	6t	1	

7 RYAN MALLETT

- Completed his first-career pass, a 17-yarder to RB Shane Vereen, in his NFL debut at STL (10/28)
- Was active but did not play in games 1-7, 9, 12, 14-16 and both playoff contest

2011: (NEW ENGLAND PATRIOTS – 0/0, 0/0)

- Was a gameday inactive for games 1-2, 4-16 and all three playoff contests
- Was active but did not play at Buf. (9/25)

— COLLEGE —

- Started all 26 games in which he played at Arkansas (2009-10), totaling 7,493 yards (second in school history), 62 TDs (school record) and 19 INTs on 491-of-814 passing (60.3%)... Became the second Razorback to throw for 7,000 career yards and the fourth SEC quarterback to post 3,000 yards and 30 TD passes in consecutive seasons
- Earned second-team All-SEC honors after completing 266 of 411 (64.7%) passes for single-season school records in passing yards (3,869) and TDs (32) as a junior in 2010... Set Arkansas single-game bowl records in attempts (47), completions (24) and TD passes (2, tied) during the 2011 Sugar Bowl against Ohio State
- Received second-team All-SEC accolades with 3,624 yards and 30 TDs on 225-of-403 passing as a sophomore in 2009
- Transferred to Arkansas from Michigan, where he played in 11 games (three starts), recording 893 yards, 7 TDs and 3 INTs...Hit WR Mario Manningham for the longest play in Michigan history (97 yards) vs. Wisconsin in 2007
- Completed his bachelor's degree in sociology during the 2013 offseason

— HIGH SCHOOL —

- Attended Texas (Texarkana, TX) HS, where he registered 8,331 yards and 76 TDs on 526-of-938 passing
- Earned 2006 Texas Gatorade Player of the Year honors after completing 204-of-321 passes (63.36%) for 3,353 yards and 33 TDs (all school records) as a senior

TOP OFFENSIVE OUTPUTS

The Ravens' Top 7 all-time single-game offensive outputs have come during the John Harbaugh/QB Joe Flacco Era (2008-15). In 2015's Week 2 game at Oakland, Baltimore posted the sixth-most total net yards in team history (493).

RAVENS TOP TOTAL NET YARDS (Single-Game History)

Yards	Game/Date	Results
553	9/25/11 at STL	W, 37-7
548	12/13/09 vs. Det.	W, 48-3
533	12/23/12 vs. NYG	W, 33-14
503	9/23/12 vs. NE	W, 31-30
501	9/13/09 vs. KC	W, 38-24
493	9/20/15 at Oak.	L, 37-33
479	9/27/09 vs. Cle.	W, 34-3
479	11/19/00 vs. Dal.	W, 27-0



REGULAR SEASON

Year	Team	GP	GS	PASSING										RUSHING				
				Att.	Comp.	Yards	Comp%	Yds/Att	TD	INT	LG	Sack/Lost	Rating	No.	Yards	Avg.	LG	TD
2011	New England	0	0	0	0	0	0.0	0.00	0	0	0	0/0	0.0	0	0	0.0	0	0
2012	New England	4	0	4	1	17	25.0	4.25	0	1	17	0/0	5.2	8	-9	-1.1	-1	0
2013	New England	0	0	0	0	0	0.0	0.00	0	0	0	0/0	0.0	0	0	0.0	0	0
2014	Houston	3	2	75	41	400	54.7	5.33	2	2	41	1/5	67.6	6	-2	-0.3	2	0
2015	Hou./Bal.*	8	6	244	136	1,336	55.7	5.48	5	6	48	6/32	67.9	5	15	3.0	6t	1
Totals		15	8	323	178	1,753	55.1	5.43	7	9	48	7/37	66.2	19	4	0.2	6t	1

*PLAYED 6 GAMES (4 STARTS) OF THE 2015 SEASON WITH HOU.

CAREER SINGLE-GAME HIGHS (REGULAR SEASON)

Most Attempts:

58 (9/20/15 at Car.)

Most Yards Passing:

292 (1/3/16 at Cin.)

Longest Gain:

48 (9/20/15 at Car.)

Most Completions:

30 (1/3/16 at Cin.)

Most Touchdowns:

2 (11/16/14 at Cle.)

QB Rating:

110.4 (9/13/15 vs. KC)

Most Carries / Rushing Yards:

4 (11/16/14 at Cle.) / 6 2 times (last: 9/20/15 at Car.)

Longest Gain Rushing:

6 2 times (last: 9/20/15 at Car.)

Most Rushing Touchdowns:

1 (9/20/15 at Car.)

13

WIDE RECEIVER
6-5 | 228



CHRIS MATTHEWS

COLLEGE: KENTUCKY HS: DORSEY HIGH (LOS ANGELES, CA)

BORN: 10/6/89, LONG BEACH, CA

EXP. (NFL/RAVENS): 3/2 GP/GS (PLAYOFFS): 16/0 (3/0)



— KEY TRANSACTIONS —

- Elevated to the Ravens' 53-man roster on 12/12/15
- Signed to Baltimore's practice squad on 11/23/15
- Elevated to the Seahawks' 53-man roster on 12/6/14
- Originally signed with Cleveland as a RFA on 7/30/11

— CAREER HIGHLIGHTS —

- Posted single-season career highs with 13 receptions, 151 receiving yards and 1 receiving TD in 2015
- Set career highs in receiving yards (51) and catches (4), matching a career-long 21-yard catch, at Cin. (1/3/16)
- Notched his first-career regular season TD catch vs. Pit. (12/27/15)
- Posted his first-career receptions, finishing with 109 yards and 1 TD on 4 catches, while with Seattle in Super Bowl XLIX vs. New England (2/1/15)
- Recovered an onside kick with 2:07 remaining in Seattle's come-from-behind victory in the NFC Championship game vs. GB (1/18/15)
- Played for the CFL's Winnipeg Blue Bombers (2012-13) and earned the league's Most Outstanding Rookie award after posting 1,192 yards and 7 TDs on 81 receptions in his first season with the team

— PERSONAL —

- Cousin of Hall of Fame defensive lineman Reggie White

— SEASON RECAPS —

2015: (SEATTLE & BALTIMORE – 13/0)

- Posted 97 yards and 1 TD on 9 receptions in four games for the Ravens, who gained a single-season franchise-record 4,271 net passing yards
- Joined the Ravens with 54 yards on 4 receptions (13.5 avg.) in nine games while with Seattle
- Recorded career highs in receiving yards (51) and receptions (4) at Cin. (1/3/16)

- Capped a 15-play, 75-yard opening drive with an 8-yard TD reception, his first-career regular-season TD, in the 20-17 victory vs. Pit. (12/27)
- Posted a 21-yard reception, matching a career long, in his Ravens debut vs. Sea. (12/13)

2014: (SEATTLE SEAHAWKS – 3/0, 3/0)

- Played from scrimmage and on special teams in three regular season contests for Seattle
- Registered a breakout game in Super Bowl XLIX with 109 receiving yards and 1 TD on 4 catches, his first-career receptions, vs. NE (2/1/15)
- Secured a critical onside kick with 2:07 remaining in regulation during the Seahawks' come-back win in overtime vs. GB (1/18/15) in the NFC Championship game
- Tallied a ST stop in his NFL debut at Phi. (12/7)

2011: (CLEVELAND BROWNS – 0/0)

- Spent training camp and the offseason with the Browns after signing with the team as a rookie free agent on 7/30

— COLLEGE —

- Totaled 1,633 yards and 12 TDs on 125 receptions in two years (2009-10) at Kentucky after transferring from Los Angeles (CA) Harbor JC...Caught a team-high 9 TDs and 1,279 yards on 93 receptions as a senior in 2010
- Posted 1,764 yards and 15 TDs on 112 catches (15.8 avg.) in two seasons (2007-08) at LAHC...Earned first-team junior college All-America and All-California recognition after leading all California JC players with 80 receptions as a sophomore in 200
- Majored in community communications and leadership development

— HIGH SCHOOL —

- Won a city championship at Dorsey (Los Angeles, CA) HS, playing TE and DE...Also lettered in basketball
- Matched a single-game school record with 4 TD receptions



AFC NORTH CROWNS

The Baltimore Ravens have produced four AFC North titles since the NFL's 2002 division realignment, including back-to-back division crowns in 2011-12 under head coach John Harbaugh.

MOST AFC NORTH TITLES (Since 2002 Division Realignment)

Rk.	Team	AFC North Titles
1.	Pittsburgh Steelers	6
2.	Baltimore Ravens	4
	Cincinnati Bengals	4
4.	Cleveland Browns	0

13 CHRIS MATTHEWS

2015

GAME-BY-GAME OFFENSE

Date/Opp.	RECEIVING					RUSHING				
	No.	Yds.	Avg.	LG	TD	No.	Yds.	Avg.	LG	TD
WITH SEATTLE										
9/13 @ STL	1	8	8.0	8	0	0	0	0.0	0	0
9/20 @ GB	1	13	13.0	13	0	0	0	0.0	0	0
9/27 vs. Chi.	0	0	0.0	0	0	0	0	0.0	0	0
10/5 vs. Det.	1	21	21.0	21	0	0	0	0.0	0	0
10/11 @ Cin.	0	0	0.0	0	0	0	0	0.0	0	0
10/18 vs. Car.	1	12	12.0	12	0	0	0	0.0	0	0
10/22 @ SF	0	0	0.0	0	0	0	0	0.0	0	0
11/1 @ Dal.	0	0	0.0	0	0	0	0	0.0	0	0
11/15 vs. Ari.	0	0	0.0	0	0	0	0	0.0	0	0
WITH BALTIMORE										
11/22 vs. STL	NOT ON NFL ROSTER					--	--	--	--	--
11/30 @ Cle.	ON RAVENS' PRACTICE SQUAD					--	--	--	--	--
12/6 @ Mia.	ON RAVENS' PRACTICE SQUAD					--	--	--	--	--
12/13 vs. Sea.	1	21	21.0	21	0	0	0	0.0	0	0
12/20 vs. KC	1	6	6.0	6	0	0	0	0.0	0	0
12/27 vs. Pit.	3	19	6.3	8t	1	0	0	0.0	0	0
1/3/16 @ Cin.	4	51	12.8	21	0	0	0	0.0	0	0
Totals	13	151	11.6	21	1	0	0	0.0	0	0



STREAK OF 350+

For the first time in team history, in Weeks 2-6 of the 2015 season, Baltimore produced five-consecutive games with at least 350 yards of offense. Here are the Ravens' all-time four-game streaks of at least 350 yards of offense and 2015's five-game stretch:

MOST CONSECUTIVE GAMES / 350+ YARDS OF OFFENSE (Ravens History)

Year	Games	Yards/Opponent
1996	7-10*	392 at Den., 478 vs. STL, 371 vs. Cin. and 387 at Jax.
2000	10-13*	378 at Cin., 361 at Ten., 479 vs. Dal. and 461 vs. Cle.
2010	5-8*	415 vs. Den., 377 at NE, 364 vs. Buf. and 402 vs. Mia.
2015	2-6 ~	493 at Oak., 398 vs. Cin., 356 at Pit., 377 vs. Cle. and 420 at SF

* four-game stretch

~ five-game franchise record



REGULAR SEASON

Year	Team	GP	GS	RECEIVING					RUSHING				
				No.	Yards	Avg.	LG	TD	No.	Yards	Avg.	LG	TD
2014	Seattle	3	0	0	0	0.0	0	0	0	0	0	0	0
2015	Sea./Bal.*	13	0	13	151	11.6	21	1	0	0	0.0	0	0
Totals		16	0	13	151	11.6	21	1	0	0	0.0	0	0

*PLAYED THE FIRST 9 GAMES OF THE 2015 SEASON WITH SEA.

SPECIAL TEAMS TACKLES (3): 2014 (1); 2015 (2)

CAREER SINGLE-GAME HIGHS (REGULAR SEASON)

RECEIVING

Receptions:
4 (1/3/16 at Cin.)
Yardage:
51 (1/3/16 at Cin.)

Long Gain:
21 3 times (last: 1/3/16 at Cin.)
Touchdowns:
1 (12/27/15 vs. Pit.)

RUSHING

Carries:
None
Yardage:
None
Long Gain:
None
Touchdowns:
None

POSTSEASON

Year	Team	GP	GS	RECEIVING					RUSHING				
				No.	Yards	Avg.	LG	TD	No.	Yards	Avg.	LG	TD
2014	Seattle	3	0	4	109	27.3	45	1	0	0	0.0	0	0
Totals		3	0	4	109	27.3	45	1	0	0	0.0	0	0

50

INSIDE LINEBACKER
6-2 | 250



ALBERT McCLELLAN

COLLEGE: MARSHALL HS: KATHLEEN (LAKELAND, FL)

BORN: 6/4/86, LAKELAND, FL

EXP. (NFL/RAVENS): 6/6 GP/GS (PLAYOFFS): 74/13 (8/0)



— KEY TRANSACTIONS —

- Re-signed with Baltimore on 3/2/16
- Re-signed with the Ravens on 3/24/15
- Re-signed with Baltimore on 3/27/13
- Originally signed with the Ravens as a RFA on 5/6/10

— CAREER HIGHLIGHTS —

- Led the Ravens in special teams tackles in 2014 (13), 2013 (12) and 2011 (12), tying for second most (6) in 2015
- Ranks 12th in team annals with 50 special teams stops, the most by a Raven since he joined the team in 2010
- Recorded his first-career NFL sack vs. Den. (12/16/12)

— PERSONAL —

- Attended the same high school, Kathleen (Lakeland, FL), as longtime Ravens LB Ray Lewis

— SEASON RECAPS —

2015: (BALTIMORE RAVENS – 13/0)

- Posted 11 tackles (7 solo), 6 special teams stops, 1 sack, 1 PD and 1 FR for the NFL's eighth-ranked defense (337.4 ypg), which finished No. 2 overall (291.1 ypg) over the season's final eight games
- Recorded 3 ST tackles at Mia. (12/6)
- Recovered 1 of 4 St. Louis' lost fumbles while playing on special teams and from scrimmage for a defense that allowed 213 total net yards in the 16-13 win vs. STL (11/22)
- Notched 1 tackle for a defense that did not allow a rushing TD and held the Chargers to 3.1 yards per rushing attempt in the 29-26 victory in game 8 vs. SD (11/1)
- Recorded 3 tackles (2 solo), helping limit the Browns to just 83 rushing yards vs. Cle. (10/11)
- Posted 1 solo stop, playing primarily on special teams, in the 23-20 OT victory in game 4 at Pit. (10/1)
- Netted 2 tackles and 1 sack for a defense that did not allow a TD and held the Broncos to 219 total yards at Den. (9/13)

2014: (BALTIMORE RAVENS – 16/0, 2/0)

- Led the team with a career-high 13 special teams tackles and had 4 stops from scrimmage
- Saw action in both postseason contests, recording 2 special teams tackles
- Posted 2 tackles and 1 FF on special teams and produced 1 tackle from scrimmage in the 21-7 victory vs. Ten. (11/9)
- Led the team with a career-high 4 solo special teams tackles in the 48-17 victory at TB (10/12)
- Saw action in his 50th-career game and tallied 1 special teams tackle and 1 FR on special teams at Ind. (10/5)

2013: (BALTIMORE RAVENS – 15/0)

- Led the team with 12 special teams tackles...Missed one game with a shoulder injury
- Tied for the team lead with 2 solo ST tackles at Cin. (12/29)
- Tied for the team lead with 2 ST tackles in the 29-26 win vs. Min. (12/8)
- Recorded 1 solo ST tackle before leaving the game in the second quarter with a shoulder injury at Buf. (9/29)

2012: (BALTIMORE RAVENS – 14/12, 4/0)

- Posted career highs in every category, producing 42 tackles (29 solo), 1 sack (-11 yards), 2 PD and 2 FRs...Also netted 7 solo tackles and 1 FF on special teams
- Posted 2 ST tackles and saw action from scrimmage for a defense that forced 10 turnovers in four playoff games en route to winning Super Bowl XLVII
- Recorded 4 tackles, his first-career sack (-11 yards), 2 ST stops and 1 FF vs. Den. (12/16)
- Led the team with a career-high 8 tackles (5 solo) in the 23-16 victory vs. Cle. (9/27)

2011: (BALTIMORE RAVENS – 16/1, 2/0)

- Led the team with 12 special teams tackles and produced 7 tackles (5 solo) from scrimmage
- Played in both playoff games, totaling 2 ST stops
- Started his first-career NFL game and produced 4 tackles for a defense that recorded a franchise-record-tying 9 sacks vs. SF (11/24)

— McCLELLAN'S COMMUNITY IMPACT —

- Attended the annual Goodwill Gridiron Halloween party, with proceeds benefitting Goodwill Industries of the Chesapeake (2013-14)
- Supported the Ravens Hometown Huddle by taking part in the first-ever Ravens TEAM Challenge at M&T Bank Stadium...Joined teammates and Ravens cheerleaders to complete various tasks alongside students from Baltimore's Dogwood Elementary (2012)



50 ALBERT McCLELLAN

2015

GAME-BY-GAME DEFENSE

RAVENS

Date/Opp.	TT	Solo	Asst.	Sacks	INT	PD	FF	FR
9/13 @ Den.	2	1	1	1-9	0-0	0	0	0
9/20 @ Oak.	2	2	0	0-0	0-0	0	0	0
9/27 vs. Cin.	1	0	1	0-0	0-0	0	0	0
10/1 @ Pit.	1	1	0	0-0	0-0	0	0	0
10/11 vs. Cle.	3	2	1	0-0	0-0	0	0	0
10/18 @ SF	0	0	0	0-0	0-0	1	0	0
10/26 @ Ari.	1	1	0	0-0	0-0	0	0	0
11/1 vs. SD	1	0	1	0-0	0-0	0	0	0
11/15 vs. Jax.	0	0	0	0-0	0-0	0	0	0
11/22 vs. STL	0	0	0	0-0	0-0	0	0	1
11/30 @ Cle.	0	0	0	0-0	0-0	0	0	0
12/6 @ Mia.	0	0	0	0-0	0-0	0	0	0
12/13 vs. Sea.	0	0	0	0-0	0-0	0	0	0
12/20 vs. KC				INACTIVE - ANKLE				
12/27 vs. Pit.				INACTIVE - ANKLE				
1/3/16 @ Cin.				INACTIVE - ANKLE				
Totals	11	7	4	1-9	0-0	1	0	1

- Posted his first-career tackle from scrimmage in the 23-20 win at Pit. (11/6)
- Saw action in his first-career NFL game on special teams in the 35-7 victory vs. Pit. (9/11)

2010: (BALTIMORE RAVENS – 0/0)

- Spent the season on Baltimore's practice squad after signing as a rookie free agent

— COLLEGE —

- Served as a three-year captain and played in 48 games (42 starts) during his five-year Marshall career, posting 230 tackles (99 solo), 39.5 TFL, 19.5 sacks, 11 PD, 7 FFs and 1 FR
- Registered 54 tackles (16 solo), 9 TFL, 3 sacks, 2 FFs and 2 PD, earning second-team All-CUSA status, as a senior in 2009...Tabbed a preseason first-team All-CUSA selection
- Earned CUSA Defensive MVP and first-team All-CUSA honors after recording 77 tackles (41 solo) and conference highs in TFL (19) and sacks (11)
- Was a first-team All-CUSA pick as a junior in 2008...Started all 12 games in which he played, totaling 59 tackles (18 solo), 4.5 TFL and 2.5 sacks while facing many double teams
- Majored in business management

— HIGH SCHOOL —

- Earned Class 3A first-team All-State at Kathleen (FL) HS, the same high school attended by former Ravens LB Ray Lewis
- Recorded 65 tackles and 12 sacks as a senior

SACK DIFFERENTIAL

The Ravens produced the NFL's No. 4 (tied) sack differential (+13) in 2015, allowing just 24 QB drops and registering 37. Additionally, Baltimore's 43 sacks allowed since 2014 are the league's fewest, while its 86 sacks tie (Philadelphia) for the NFL's fourth most during that span.

NFL SACK DIFFERENTIAL / 2015

Rk.	Team	Diff.	Sacks	Sacks Allowed
1.	St. Louis Rams	+23	41	18
2.	New York Jets	+17	39	22
3.	Pittsburgh Steelers	+15	48	33
4.	Baltimore Ravens	+13	37	24
	Denver Broncos	+13	52	39

REGULAR SEASON

Year	Team	GP	GS	TACKLES			SACKS		INTERCEPTIONS					FUMBLES			
				TT	Solo	Asst.	No.	Yards	No.	Yards	LG	TD	PD	FF	FR	Yards	
2010	Baltimore	0	0	ON RAVENS' PRACTICE SQUAD			--	--	--	--	--	--	--	--	--	--	--
2011	Baltimore	16	1	7	5	2	0.0	0.0	0	0	0	0	0	0	0	0	0
2012	Baltimore	14	12	42	29	13	1.0	11.0	0	0	0	0	2	0	0	2	0
2013	Baltimore	15	0	0	0	0	0.0	0.0	0	0	0	0	0	0	0	0	0
2014	Baltimore	16	0	4	1	3	0.0	0.0	0	0	0	0	0	0	0	0	0
2015	Baltimore	13	0	11	7	4	1.0	9.0	0	0	0	0	1	0	0	1	0
Totals		74	13	64	42	22	2.0	20.0	0	0	0	0	3	0	3	0	0

SPECIAL TEAMS TACKLES (50): 2011 (12); 2012 (7); 2013 (12); 2014 (13); 2015 (6)

CAREER SINGLE-GAME HIGHS (REGULAR SEASON)

Total Tackles:

8 (9/27/12 vs. Cle.)

Solo Tackles:

5 2 times (last: 9/27/12 vs. Cle.)

Sacks:

1 2 times (last: 9/13/15 at Den.)

INTs:

None

Passes Defensed:

1 3 times (last: 10/18/15 at SF)

Forced Fumbles:

None

Fumble Recoveries:

1 3 times (last: 11/22/15 vs. STL)

Additional Statistics: Has 2 FFs on special teams (12/16/12 vs Den. and 11/9/14 vs. Ten.) and 1 FR on special teams (10/5/14 vs. Ind.)

POSTSEASON

Year	Team	GP	GS	TACKLES			SACKS		INTERCEPTIONS					FUMBLES			
				TT	Solo	Asst.	No.	Yards	No.	Yards	LG	TD	PD	FF	FR	Yards	
2010	Baltimore	0	0	ON RAVENS' PRACTICE SQUAD			--	--	--	--	--	--	--	--	--	--	--
2011	Baltimore	2	0	0	0	0	0.0	0.0	0	0	0	0	0	0	0	0	0
2012	Baltimore	4	0	0	0	0	0.0	0.0	0	0	0	0	0	0	0	0	0
2014	Baltimore	2	0	0	0	0	0.0	0.0	0	0	0	0	0	0	0	0	0
Totals		8	0	0	0	0	0.0	0.0	0	0	0	0	0	0	0	0	0

57

INSIDE LINEBACKER
6-2 | 241



C.J. MOSLEY

COLLEGE: ALABAMA HS: THEODORE (AL)

BORN: 6/19/92, THEODORE, AL

EXP. (NFL/RAVENS): 3/3 GP/GS (PLAYOFFS): 32/32 (2/2)



— KEY TRANSACTIONS —

- Selected by the Ravens in the first round (17th overall) of the 2014 NFL Draft

— HONORS —

- Pro Bowl (2014); first Ravens rookie to earn the honor
- *Associated Press* second-team All-Pro (2014)
- PFWA All-AFC (2014)
- PFWA All-Rookie Team (2014)
- NFL Rookie of the Month (Dec., 2014 and Oct., 2014)

— CAREER HIGHLIGHTS —

- The NFL's only defender with at least 225 tackles, 5 sacks and 2 INTs since 2014 (has 245, 7 and 2, respectively)
- Ranks sixth in the NFL with 245 total tackles since 2014
- Tallied a career-high 4 sacks (-18 yards) in 2015
- Scored his first-career TD on a FR returned 41 yards vs. Cin. (9/27/15)
- Established a single-game career high with 2 sacks (-8 yards) at Den. (9/13/15)
- Was the only player in the NFL with at least 125 tackles, 3 sacks and 2 INTs in 2014, finishing second in the AP NFL Defensive Rookie of the Year voting
- Started and led the Ravens with a career-high 14 tackles (8 solo stops) at Ind. (10/5/14)...Also posted 1 PD and his first-career INT (returned for 18 yards)

— PERSONAL —

- Brother, Jamey, is a sophomore LB at Alabama

— SEASON RECAPS —

2015: (BALTIMORE RAVENS – 16/16)

- Totaled 116 tackles (76 solo), a career-high 4 sacks (-18 yards), 7 PD, 1 FF and 2 FRs for the NFL's eighth-ranked defense (337.4 ypg), which finished No. 2 overall (291.1 ypg) over the season's final eight games
- Posted a season- and game-high-tying 12 tackles, 1 sack and 1 PD for a defense that did not allow a third-down conversion (0 of 9) at Cin. (1/3/16)
- Tallied a team-high 10 stops and 1 FF for a defense that permitted just 308 net yards (Pittsburgh's third fewest of the season) and snapped the Steelers' streak of six-straight 30-point games in the 20-17 victory vs. Pit. (12/27)...Forced a RB DeAngelo Williams fumble on the game's final play
- Matched a game high with 7 tackles (6 solo), including 2 TFL, for a defense that allowed a season-low 63 net rushing yards in the 33-27 victory at Cle. (11/30)

- Tallied a season-high 12 tackles (7 solo) for a defense that allowed 213 total net yards in the 16-13 victory vs. STL (11/22)...Recovered a muffed punt by WR Tavon Austin at the Rams' 31-yard line, setting up a Baltimore scoring drive (K Justin Tucker 25-yard FG)
- Notched 9 stops (4 solo) for a defense that did not allow a rushing TD in the 29-26 victory vs. SD (11/1)
- Registered 1 sack and 4 solo stops at Ari. (10/26)
- Scored his first-career TD on a FR returned 41 yards, adding 6 tackles (4 solo) and 1 PD, vs. Cin. (9/27)
- Recorded 5 tackles (4 solo) and 1 PD, and established a single-game career-high 2 sacks (-8 yards), at Den. (9/13)

2014: (BALTIMORE RAVENS – 16/16, 2/2)

- Became the first rookie in Ravens history to earn a Pro Bowl nod after leading the team with 129 tackles (85 solo)... Added 8 PD, 3 sacks (-16 yards), 2 INTs, 1 FF and 1 FR for the NFL's sixth-ranked scoring defense (18.9 ppg)...Was the league's only player with 125 tackles, 3 sacks and 2 INTs
- Started both postseason contests and led the team with 19 tackles (12 solo) and 1 FF for a defense that produced 7 sacks and allowed just 82 rushing yards
- Led the team with 9 tackles (all solo) and his first-career sack in the 34-27 victory at NO (11/24)
- Named NFL Defensive Rookie of the Month (Oct.) after posting 40 tackles (26 solo), 2 PD and 2 INTs in four games
- Notched a team- and career-high 14 tackles (8 solo), 1 PD and his first-career INT at Ind. (10/5)...Hit QB Andrew Luck on another pass attempt, leading to a DT Haloti Ngata INT
- Led the team with 10 tackles, 1 PD and recorded his first career FF and FR for a defense that did not allow a TD and forced 3 turnovers vs. Pit. (9/11)
- Recorded a team-high 10 stops, 1 PD and his first-career FF and FR for a defense that did not allow a TD and forced 3 turnovers vs. Pit. (9/11)
- Started his first-career NFL game and finished second on the team with 6 tackles (4 solo) and 1 PD vs. Cin. (9/7)

— COLLEGE —

- Competed in 51 games (29 starts) and won two (2011-12) BCS National Championships at Alabama, totaling 320 tackles (third most in school history), 6.5 sacks (-52 yards), 19 PD, 5 INTs, 2 FFs, 1 FR and 23 TFL...Became the seventh player in Crimson Tide history with 300-plus tackles...His 3 INT-TDs tie (Antonio Langham, 1990-93) for a school record
- Earned the Butkus Award (nation's top LB) and named a unanimous first-team All-American and first-team All-SEC honoree, recording a team- and career-high 109 tackles (61 solo), 9 TFL, 1 FF and 5 PD as a senior in 2013

57 C.J. MOSLEY

2015

GAME-BY-GAME DEFENSE

RAVENS

Date/Opp.	TT	Solo	Asst.	Sacks	INT	PD	FF	FR
9/13 @ Den.	5	4	1	2-8	0-0	1	0	0
9/20 @ Oak.	9	8	1	0-0	0-0	1	0	0
9/27 vs. Cin.	6	4	2	0-0	0-0	1	0	1*
10/1 @ Pit.	6	3	3	0-0	0-0	0	0	0
10/11 vs. Cle.	2	1	1	0-0	0-0	0	0	0
10/18 @ SF	6	6	0	0-0	0-0	1	0	0
10/26 @ Ari.	4	4	0	1-3	0-0	0	0	0
11/1 vs. SD	9	4	5	0-0	0-0	0	0	0
11/15 vs. Jax.	8	7	1	0-0	0-0	1	0	0
11/22 vs. STL	12	7	5	0-0	0-0	0	0	1
11/30 @ Cle.	7	6	1	0-0	0-0	0	0	0
12/6 @ Mia.	4	4	0	0-0	0-0	0	0	0
12/13 vs. Sea.	7	3	4	0-0	0-0	1	0	0
12/20 vs. KC	9	4	5	0-0	0-0	0	0	0
12/27 vs. Pit.	10	7	3	0-0	0-0	0	1	0
1/3/16 @ Cin.	12	4	8	1-7	0-0	1	0	0
Totals	116	76	40	4-18	0-0	7	1	2

*Returned fumble 41 yards for a TD

- Received first-team All-American and All-SEC honors after posting a team-leading 107 tackles (66 solo), 4 sacks (-34 yards), 8 TFL, 2 PD and 2 INTs (returned 1 for a TD) as a junior in 2012...Earned Defensive MVP recognition in the BCS National Championship game, after helping limit Notre Dame to 14 points and 32 rushing yards

- Recorded 67 tackles (30 solo), a half-sack (-3 yards), 1.5 TFL, 10 PD and 2 INTs (returned both for TDs), earning freshman All-SEC and first-team Freshman All-American accolades in 2010

— HIGH SCHOOL —

- Prepped at Theodore (AL) HS, where he earned *Parade*, U.S. Army and EA Sports All-American honors and became the school's all-time leading tackler with over 500 stops... Was a two-time *Alabama Sports Writers Association* and Class 6A Lineman of the Year as a senior in 2009

- Notched a school-record 186 tackles, 7 sacks, 5 FRs and 4 INTs as a senior



— MOSLEY'S COMMUNITY IMPACT —

- Hosted the C.J. Mosley Get Fit Football Camp for youth in Theodore, AL, and the International Football Camp for youth at Towson University (2015)
- Supported the Marine Corps Toys for Tots by attending a toy collection event at Jimmy's Seafood (2015)
- Joined teammates and local coaches to demonstrate football fundamentals to 150 predominately Hispanic youth at the annual Ravens Youth Football Clinic held in celebration of Hispanic Heritage Month (2014)
- Consistently supports teammates' charitable endeavors, including the Lardarius Webb Charity Softball Game

REGULAR SEASON

Year	Team	GP	GS	TACKLES			SACKS		INTERCEPTIONS				FUMBLES			
				TT	Solo	Asst.	No.	Yards	No.	Yards	LG	TD	PD	FF	FR	Yards
2014	Baltimore	16	16	*129	*85	44	3.0	16.0	*2	23	18	0	8	1	1	0
2015	Baltimore	16	16	116	*76	40	4.0	18.0	0	0	0	0	7	1	2	*41
Totals		32	32	245	161	84	7.0	34.0	2	23	18	0	15	2	3	41

*LED TEAM

SPECIAL TEAMS TACKLES (5): 2014 (4); 2015 (1)

CAREER SINGLE-GAME HIGHS (REGULAR SEASON)

Total Tackles:
14 (10/5/14 at Ind.)
Solo Tackles:
9 (11/24/14 at NO)
Sacks:
2 (9/13/15 at Den.)

INTs:
1 2 times (last: 10/26/14 at Cin.)
Passes Defensed:
2 (9/28/14 vs. Car.)

Forced Fumbles:
1 2 times (last: 12/27/15 vs. Pit.)
Fumble Recoveries:
1 3 times (last: 11/22/15 vs. STL)

Additional Statistics: Returned a fumble 41 yards for a TD vs. Cin. (9/27/15)

POSTSEASON

Year	Team	GP	GS	TACKLES			SACKS		INTERCEPTIONS				FUMBLES			
				TT	Solo	Asst.	No.	Yards	No.	Yards	LG	TD	PD	FF	FR	Yards
2014	Baltimore	2	2	19	12	7	0.0	0.0	0	0	0	0	0	1	0	0
Totals		2	2	19	12	7	0.0	0.0	0	0	0	0	0	1	0	0

54

INSIDE LINEBACKER

6-0 | 225



ZACHARY ORR

COLLEGE: NORTH TEXAS HS: DeSOTO (TX)

BORN: 6/9/92, FAIRFAX, VA

EXP. (NFL/RAVENS): 3/3 GP/GS (PLAYOFFS): 31/0 (2/0)



— KEY TRANSACTIONS —

- Signed with the Ravens as a RFA on 5/12/14

— CAREER HIGHLIGHTS —

- In 2015, set career highs with 17 tackles (14 solo), 1 sack (-8 yards) and 1 PD for the NFL's eighth-ranked defense (337.4 ypg), which finished No. 2 overall (291.1 ypg) over the season's final eight games
- Recorded his first-career sack and a career-high 3 solo stops vs. Ari. (10/26/15)
- One of three rookie free agents (T James Hurst & RB Fitzgerald Toussaint) to make the Ravens' 2014 opening-day 53-man roster

— PERSONAL —

- Father, Terry, played TE for the Washington Redskins from 1986-93, producing 52 catches, 939 receiving yards and 10 TDs in 105 games
- Zach's older brother, Terrance, is the WRs coach at DeSoto (Texas) HS...Younger brother, Nick, plays DB as a junior at TCU...Youngest brother, Chris, is a sophomore LB at Wisconsin
- Orr's best friend on the Ravens is fellow linebacker Albert McClellan

— SEASON RECAPS —

2015: (BALTIMORE RAVENS – 16/0)

- Set career highs with 17 tackles (13 solo), 1 sack and 1 PD for the NFL's eighth-ranked defense (337.4 ypg), which finished No. 2 overall (291.1 ypg) over the season's final eight games...Also contributed 5 special teams stops, ranking fourth most on the team
- Established a career high with 4 tackles vs. Sea. (12/13)
- Tallied 2 solo stops for a defense that allowed a season-low 63 net rushing yards in the 33-27 win at Cle. (11/30)

- Saw action on special teams and from scrimmage, tallying 1 solo stop (a 1-yard loss) in the 29-26 win vs. SD (11/1)
- Posted his first-career sack, adding 3 tackles (all solo), at Ari. (10/26)

2014: (BALTIMORE RAVENS – 15/0, 2/0)

- Finished second on the team with 7 special teams tackles and added 1 stop from scrimmage
- Was one of three RFAs (T James Hurst and RB Fitzgerald Toussaint) to make the Ravens' opening-day 53-man roster
- Played in both postseason contests, netting 3 ST tackles
- Led the team with 2 solo ST tackles at Hou. (12/21)
- Posted his first-career tackle and recorded 2 solo ST stops in the 20-12 victory vs. Jax. (12/14)
- Played in his first-career NFL game vs. Cin. (9/7)

— COLLEGE —

- Played in 46 games at North Texas, totaling 365 total tackles (third most in school history), 5 sacks (-51 yards), 25 TFL, 3 INTs, 9 FRs, 4 FFs and 11 PD...Received first- (2013) and second-team (2012) All-Conference USA accolades
- Earned first-team All-CUSA honors, recording a team- and career-high 123 tackles, team-high 13.5 TFL and 4 FRs as a senior in 2013...Earned CUSA Defensive Player of the Week recognition after posting 11 tackles, 1 sack, 1 TFL, 1 PD, 1 FF and 1 FR vs. Idaho
- Graduated with a degree in kinesiology

— HIGH SCHOOL —

- Attended DeSoto (TX) HS, where he had over 100 tackles in eight games during an injury-limited senior season
- Registered 157 tackles, 24 TFL, 11 sacks, 1 INT and 3 FRs as a junior in 2008



SHUTOUT CITY

Since 2000, Baltimore's "D" owns the NFL's second-most shutouts, blanking opponents nine times. The Ravens' last shutout came on 11/16/09 in a 16-0 Monday Night Football win at Cleveland.

NFL SHUTOUT LEADERS / SINCE 2000

Rk.	Team	Shutouts
1.	Seattle Seahawks	10
2.	Baltimore Ravens	9
3.	New England Patriots	8
	Pittsburgh Steelers	8

54 ZACHARY ORR

2015

GAME-BY-GAME DEFENSE

RAVENS

Date/Opp.	TT	Solo	Asst.	Sacks	INT	PD	FF	FR
9/13 @ Den.								
SAW ACTION ON SPECIAL TEAMS								
9/20 @ Oak.								
SAW ACTION ON SPECIAL TEAMS								
9/27 vs. Cin.								
SAW ACTION ON SPECIAL TEAMS								
10/1 @ Pit.	0	0	0	0-0	0-0	0	0	0
10/11 vs. Cle.	0	0	0	0-0	0-0	0	0	0
10/18 @ SF	0	0	0	0-0	0-0	0	0	0
10/26 @ Ari.	3	3	0	1-8	0-0	0	0	0
11/1 vs. SD	1	1	0	0-0	0-0	0	0	0
11/15 vs. Jax.	0	0	0	0-0	0-0	1	0	0
11/22 vs. STL	0	0	0	0-0	0-0	0	0	0
11/30 @ Cle.	2	2	0	0-0	0-0	0	0	0
12/6 @ Mia.	3	3	0	0-0	0-0	0	0	0
12/13 vs. Sea.	4	2	2	0-0	0-0	0	0	0
12/20 vs. KC	2	1	1	0-0	0-0	0	0	0
12/27 vs. Pit.	1	1	0	0-0	0-0	0	0	0
1/3/16 @ Cin.	1	1	0	0-0	0-0	0	0	0
Totals	17	14	3	1-8	0-0	1	0	0



— ORR'S COMMUNITY IMPACT —

- Visited Francis Scott Key Elementary School and distributed over 100 pairs of Under Armour tennis shoes to students that excelled in the Ravens TEAM Challenge Hometown Huddle (2015)

PROTECTING THE BANK

Baltimore's "D" has been mostly dominant at home the past few seasons with John Harbaugh at the helm. From 2008-14, Baltimore allowed foes to score an average of 20-or-more points only once (2012) at M&T Bank Stadium. In 2015, the team uncharacteristically gave up points at home, permitting 26.0 per game.

RAVENS POINTS PER GAME ALLOWED AT HOME / 2008-15

Rk.	Season	Points/Game	NFL Rank
1.	2008	10.0	1
2.	2009	11.9	1
3.	2014	13.6	1
4.	2011	14.9	3
5.	2010	16.5	6
6.	2013	17.6	5
7.	2012	22.4	20
8.	2015	26.0	24

REGULAR SEASON

Year	Team	GP	GS	TACKLES			SACKS		INTERCEPTIONS					FUMBLES				
				TT	Solo	Asst.	No.	Yards	No.	Yards	LG	TD	PD	FF	FR	Yards		
2014	Baltimore	15	0	1	0	1	0.0	0.0	0	0	0	0	0	0	0	0	0	0
2015	Baltimore	16	0	17	14	3	1.0	8.0	0	0	0	0	1	0	0	0	0	
Totals		31	0	18	14	4	1.0	8.0	0	0	0	0	1	0	0	0	0	

SPECIAL TEAMS TACKLES (12); 2014 (7); 2015 (5)

CAREER SINGLE-GAME HIGHS (REGULAR SEASON)

Total Tackles:

4 (12/13/15 vs. Sea.)

Solo Tackles:

3 2 times (last: 12/6/15 at Mia.)

Sacks:

1 (10/26/15 at Ari.)

INTs:

None

Passes Defensed:

1 (11/15/15 vs. Jax.)

Forced Fumbles:

None

Fumble Recoveries:

None

POSTSEASON

Year	Team	GP	GS	TACKLES			SACKS		INTERCEPTIONS					FUMBLES			
				TT	Solo	Asst.	No.	Yards	No.	Yards	LG	TD	PD	FF	FR	Yards	
2014	Baltimore	2	0	0	0	0	0.0	0.0	0	0	0	0	0	0	0	0	0
Totals		2	0	0	0	0	0.0	0.0	0	0	0	0	0	0	0	0	0

18

WIDE RECEIVER
6-2 | 215



BRESHAD PERRIMAN

COLLEGE: CENTRAL FLORIDA HS: ARABIA MOUNTAIN (LITHONIA, GA)

BORN: 9/10/93, DETROIT, MI

EXP. (NFL/RAVENS): 2/2 GP/GS (PLAYOFFS): 0/0 (0/0)

— KEY TRANSACTIONS —

- Placed on Injured Reserve (knee) on 11/17/15
- Selected by the Ravens in the first round (26th overall) of the 2015 NFL Draft
- Elected to forego his senior season at Central Florida to declare for the NFL Draft

— CAREER HIGHLIGHTS —

- Missed his entire rookie season after sustaining a knee injury on the first day of training camp (7/30/15)

— PERSONAL —

- Father, Brett, played in the NFL for 10 years, totaling 525 receptions for 6,589 yards (126 avg.) and 30 TDs with New Orleans, Detroit, Kansas City and Miami
- Routinely competed in USA Track and Field and Junior Olympic events across the country while growing up

— SEASON RECAPS —

2015: (BALTIMORE RAVENS – 0/0)

- Placed on Injured Reserve (knee) on 11/17 after missing the first nine games of the season
- Sustained a knee injury on the first day of training camp (7/30) during his rookie campaign

— COLLEGE —

- Played in 39 games (24 starts) in three years (2012-14) at Central Florida, totaling 115 receptions for 2,243 yards (19.5 avg. – school record) and 16 TDs

- Posted the longest play from scrimmage in UCF history (91-yard reception)
- Earned first-team All-American Athletic Conference honors after leading the Knights with a career-high 50 receptions for 1,044 yards and 9 TDs...Also tabbed a first-team Postseason All-Conference selection by *Phil Steele*
- Received Conference USA All-Freshman accolades with 26 receptions for 388 yards (14.9 avg.) and 3 TDs in 2012

— HIGH SCHOOL —

- Prepped at Arabia Mountain (Lithonia, GA) HS, where he participated in the 2010 DeKalb County Coaches Association Senior All-Star Football Game...Was also the MVP of the Elite One Performance Football Camp
- Posted 13 catches for 301 yards and 3 TDs in just four games as a senior and recorded 27 catches for 512 yards and 6 TDs as a junior

2015

GAME-BY-GAME OFFENSE

Date/Opp.	RECEIVING				RUSHING				
	No.	Yds.	Avg.	LG TD	No.	Yds.	Avg.	LG TD	
9/13 @ Den.	INACTIVE - KNEE	--	--	--	--	--	--	--	--
9/20 @ Oak.	INACTIVE - KNEE	--	--	--	--	--	--	--	--
9/27 vs. Cin.	INACTIVE - KNEE	--	--	--	--	--	--	--	--
10/1 @ Pit.	INACTIVE - KNEE	--	--	--	--	--	--	--	--
10/11 vs. Cle.	INACTIVE - KNEE	--	--	--	--	--	--	--	--
10/18 @ SF	INACTIVE - KNEE	--	--	--	--	--	--	--	--
10/26 @ Ari.	INACTIVE - KNEE	--	--	--	--	--	--	--	--
11/1 vs. SD	INACTIVE - KNEE	--	--	--	--	--	--	--	--
11/15 vs. Jax.	INACTIVE - KNEE	--	--	--	--	--	--	--	--
11/22 vs. STL	INJURED RESERVE - KNEE	--	--	--	--	--	--	--	--
11/30 @ Cle.	INJURED RESERVE - KNEE	--	--	--	--	--	--	--	--
12/6 @ Mia.	INJURED RESERVE - KNEE	--	--	--	--	--	--	--	--
12/13 vs. Sea.	INJURED RESERVE - KNEE	--	--	--	--	--	--	--	--
12/20 vs. KC	INJURED RESERVE - KNEE	--	--	--	--	--	--	--	--
12/27 vs. Pit.	INJURED RESERVE - KNEE	--	--	--	--	--	--	--	--
1/3/16 @ Cin.	INJURED RESERVE - KNEE	--	--	--	--	--	--	--	--
Totals	0	0	0.0	0 0	0	0	0.0	0 0	

— PERRIMAN'S COMMUNITY IMPACT —

- Assisted in a Toys for Tots holiday collection held at Howard (Ellicott City, MD) HS (2015)
- Participated in the CSN Amputee Warrior Softball Classic (2015)



REGULAR SEASON

Year	Team	GP	GS	RECEIVING					RUSHING				
				No.	Yards	Avg.	LG	TD	No.	Yards	Avg.	LG	TD
2015	Baltimore	0	0	0	0	0.0	0	0	0	0	0.0	0	0
Totals		0	0	0	0	0.0	0	0	0	0	0.0	0	0

CAREER SINGLE-GAME HIGHS (REGULAR SEASON)

RECEIVING	Long Gain:	RUSHING	Long Gain:
Receptions:	None	Carries:	None
Yardage:	Touchdowns:	Yardage:	Touchdowns:
None	None	None	None

88

TIGHT END
6-4 | 238



DENNIS PITTA

COLLEGE: BRIGHAM YOUNG HS: MOORPARK (CA)

BORN: 6/29/85, FRESNO, CA

EXP. (NFL/RAVENS): 7/7 GP/GS (PLAYOFFS): 50/11 (6/3)



— KEY TRANSACTIONS —

- Placed on PUP (hip) on 9/1/15
- Re-signed with Baltimore on 2/28/14
- Re-signed with the Ravens on 5/13/13
- Originally selected by Baltimore in the fourth round (114th overall) of the 2010 NFL Draft.

— HONORS —

- Earned the team's Ed Block Courage Award in 2015 while rehabbing his second season-ending hip injury

— CAREER HIGHLIGHTS —

- His 7 TDs in 2012 tied Todd Heap (2005) for most by a Ravens' tight end in a single season
- Posted a career-high 2 TD receptions, including a career-long 61-yarder, while gaining a career-high 125 yards (on 7 receptions) vs. Den. (12/16/12)
- Caught a career-high 10 receptions vs. Cin. (9/7/14)
- Caught his first-career TD vs. SF (11/24/11)
- Started his first-career game at Ten. (9/18/11)
- Grabbed his first-career reception at Cin. (9/19/10)

— PERSONAL —

- He and wife, Mataya, have a son, Decker (3), and twin girls, Skylar and Blakely (1)
- Served on an LDS church mission to the Dominican Republic (2005-06)
- Earned Eagle Scout status when he was younger
- Father, Dennis, played LB at California from 1968-69

— SEASON RECAPS —

2015: (BALTIMORE RAVENS – 0/0, PUP LIST)

- Missed the entire season while on the PUP list (hip), rehabbing an injury sustained at Cle. (9/21/14)

2014: (BALTIMORE RAVENS – 3/3, 0/0)

- Recorded 16 receptions for 125 yards before being injured in the third game of the season and being placed on Injured Reserve (hip) on 9/23
- Posted 3 receptions for 12 yards before leaving the game with a hip injury in the 23-21 victory at Cle. (9/21)
- Netted 3 catches for 30 yards in the 26-6 win vs. Pit. (9/11)
- Led the team with a career-high 10 receptions for 83 yards (second-highest total of his career) vs. Cin. (9/7)

2013: (BALTIMORE RAVENS – 4/1)

- Saw action in the season's final four games and recorded 20 receptions for 169 yards and 1 TD after missing 12 games due to a hip injury suffered in training camp
- Placed on Injured Reserve - Designated for Return (hip) on 9/3 and then activated to the 53-man roster on 12/7
- Started and led the team with a career-high-tying 8 receptions for 63 yards at Cin. (12/29)
- Caught 2 passes for 24 yards in the 18-16 win at Det. (12/16)
- Played in his first game of 2013 after missing the first 12 games (hip), finishing with 6 receptions for 48 yards and 1 TD in the 29-26 win vs. Min. (12/8)...Pitta's 1-yard TD catch on fourth down with 2:05 remaining gave the Ravens a 15-12 lead...Made an 18-yard catch at Minnesota's 9 with 10 seconds left on Baltimore's final drive, leading to a game-winning TD pass from QB Joe Flacco to WR Marlon Brown

2012: (BALTIMORE RAVENS – 16/5, 4/2)

- Tied for second on the team (RB Ray Rice) with a career-high 61 receptions for 669 yards (11.0 avg.) and a career-high 7 TDs (second on team), which tied a franchise record for TD receptions by a TE (Todd Heap, 2005)
- Helped the Ravens produce the third-most total yards (5,640) and second-most points (398) in team history
- Recorded playoff career highs in catches (14 - second on team), receiving yards (163) and TDs (3 - second on team)
- Helped the Ravens average 410.3 yards per game in four postseason contests, including 4 receptions for 26 yards and 1 TD in Super Bowl XLVII vs. SF
- Started and established career highs in receiving yards (125), long reception (61) and TDs (2) vs. Den. (12/16)...Pitta's 61-yard TD reception marked the Ravens' second-longest play from scrimmage of the season
- Led the team in receptions (5) and receiving yards (67, tied with Torrey Smith) vs. Oak. (11/11)...Also pulled in a TD catch, tying his previous single-season high (3 in 2011)

2011: (BALTIMORE RAVENS – 16/2, 2/1)

- Posted 40 receptions for 405 yards and tied for third on the team with 3 receiving TDs
- Saw action in both playoff games and finished second on the team with 7 catches for 70 yards and 1 TD
- Started his first-career postseason game and finished second on the team with 5 receptions for 41 yards and 1 TD in the AFC Championship at NE (1/22/12)
- Led the team with 6 receptions for 62 yards and a TD in the 24-16 victory at Cin. (1/1/12)...Ravens swept the AFC North division and earned the team's first division title since 2006

88 DENNIS PITTA

- Netted 2 receptions, including his first-career TD, in the 16-6 victory vs. SF (11/24)
- Started his first-career game and pulled in 2 receptions for 24 yards in game 2 at Ten. (9/18)

2010: (BALTIMORE RAVENS – 11/0, 0/0)

- Posted 1 reception (1 yard) and 1 special teams tackle
- Recorded his first-career ST tackle before leaving the game with a concussion in the 20-10 victory at Cle. (12/26)
- Pulled in his first-career reception (1 yard) at Cin. (9/19)

— COLLEGE —

- Played in 50 games (34 starts) at Brigham Young, totaling 221 catches for 2,901 yards and 21 TDs...Was a two-time All-American honoree (2008-09), three-time first-team All-Mountain West recipient (2007-09) and John Mackey Award finalist (2009)
- Finished his collegiate career having caught at least one pass in 43-consecutive games...Joined the BYU football team as a greyshirt walk-on in 2003
- Earned first-team (the American Football Coaches Association, Walter Camp Foundation and Pro Football Weekly) and second-team (*Associated Press*, *The Sporting News* and *Sports Illustrated*) All-American recognition and was named a John Mackey Award (nation's top TE) finalist as a senior in 2009...Also received the Elite TE Trophy from the College Football Performance Awards and first-team All-Mountain West accolades after recording a team-high 62 receptions for 829 yards (13.4 ypc) and 8 TDs
- Graduated with a degree in business education

— HIGH SCHOOL —

- Prepped at Moorpark (CA) HS, where he played WR and CB, leading the Musketeers to the CIF state semifinals
- Named first-team All-County, All-League and All-Area as a senior, recording 64 receptions for 1,150 yards and 13 TDs
- Lettered three times in track, twice in football and once in basketball



— PITTA'S COMMUNITY IMPACT —

- Served as a host, for the third-consecutive year, at the annual Goodwill Gridiron Halloween Party, a fundraiser with proceeds benefitting Goodwill industries of the Chesapeake (2013-15)
- Participated in activities at Mars Estates Elementary to honor the 2015 Touchdown for Teachers Program
- Participated in the CSN Amputee Warrior Softball Classic (2015)
- Led football drills for more than 150 youth at Coca-Cola's youth fitness event Live Positively: Get the Ball Rolling, an initiative designed to educate youth about the importance of healthy living (2012)
- Awarded Player of the Year by the Tri-State Ravens Nest 12 for his success on and off the field (2012)
- As part of the NFL's Salute to Service Military Appreciation initiative, joined teammates in hosting a karaoke party for local Baltimore veterans (2011)
- Taught youth players the fundamentals of football at the NEXT Level Football Camp at Provo (UT) HS (2011)


ED BLOCK COURAGE AWARD

The Ed Block Courage Award annually honors a player from each NFL team who exemplifies a commitment to the principles of sportsmanship and courage. The winners are selected for courageous effort, as well as individual performance. Voting is conducted by each team's players. The award recipient also symbolizes professionalism, great strength and dedication. The award is named after the late Baltimore Colts' trainer Ed Block.

RAVENS ED BLOCK WINNERS

1996 - DE Anthony Pleasant	2006 - DB Corey Ivy
1997 - C Wally Williams	2007 - CB Samari Rolle
1998 - S Stevon Moore	2008 - S Ed Reed
1999 - OLB Peter Boulware	2009 - S Dawan Landry
2000 - S Anthony Poindexter	2010 - WR Donte' Stallworth
2001 - S Corey Harris	2011 - LS Morgan Cox
2002 - T Ethan Brooks	2012 - OLB Terrell Suggs
2003 - DE Marques Douglas	2013 - LB Jameel McClain
2004 - T Orlando Brown	2014 - CB Lardarius Webb
2005 - CB Dale Carter	2015 - TE Dennis Pitta

Pitta Quick Hit: TE Dennis Pitta earned the Ravens' Ed Block Courage Award in 2015 while rehabbing his second season-ending hip injury sustained at Cle. (9/21/14). Pitta competed in the final four games of the 2013 campaign, recording 20 receptions for 169 yards and 1 TD, after originally injuring his hip in training camp.



NOTE THE QUOTE

"Obviously, I enjoy playing football. That's first and foremost. This is such an incredible opportunity to be in this position, and it's so short-lived that you want to enjoy it as long as you can. ... Over the past two years, I haven't been on the field much. I feel like I owe it to my teammates, to this organization, to get out there and contribute. ... I feel like I have a lot to prove and a lot that I still want to accomplish that I know I still can. Part of it is a selfish matter, to really leave the mark that I feel like I can."

- TE Dennis Pitta on his goal to play in 2016

88 DENNIS PITTA

2015

GAME-BY-GAME OFFENSE

Date/Opp.	RECEIVING					RUSHING				
	No.	Yds.	Avg.	LG	TD	No.	Yds.	Avg.	LG	TD
9/13 @ Den.	ON PUP LIST - HIP					--	--	--	--	--
9/20 @ Oak.	ON PUP LIST - HIP					--	--	--	--	--
9/27 vs. Cin.	ON PUP LIST - HIP					--	--	--	--	--
10/1 @ Pit.	ON PUP LIST - HIP					--	--	--	--	--
10/11 vs. Cle.	ON PUP LIST - HIP					--	--	--	--	--
10/18 @ SF	ON PUP LIST - HIP					--	--	--	--	--
10/26 @ Ari.	ON PUP LIST - HIP					--	--	--	--	--
11/1 vs. SD	ON PUP LIST - HIP					--	--	--	--	--
11/15 vs. Jax.	ON PUP LIST - HIP					--	--	--	--	--
11/22 vs. STL	ON PUP LIST - HIP					--	--	--	--	--
11/30 @ Cle.	ON PUP LIST - HIP					--	--	--	--	--
12/6 @ Mia.	ON PUP LIST - HIP					--	--	--	--	--
12/13 vs. Sea.	ON PUP LIST - HIP					--	--	--	--	--
12/20 vs. KC	ON PUP LIST - HIP					--	--	--	--	--
12/27 vs. Pit.	ON PUP LIST - HIP					--	--	--	--	--
1/3/16 @ Cin.	ON PUP LIST - HIP					--	--	--	--	--
Totals	0	0	0.0	0	0	0	0	0.0	0	0

PROTECT THE PIGSKIN

In the John Harbaugh Era (since 2008), the Ravens have produced 36 games without turning the ball over, ranking fifth best in the NFL. Baltimore's record is 31-5 in those contests.

ZERO-TURNOVER GAMES / 2008-15

Rk.	Team	Zero-Turnover Games
1.	New England Patriots	49
2.	Green Bay Packers	44
3.	San Francisco 49ers	43
4.	Kansas City Chiefs	41
5.	Baltimore Ravens	36
6.	Carolina Panthers	35
	Indianapolis Colts	35



REGULAR SEASON

Year	Team	GP	GS	RECEIVING					RUSHING				
				No.	Yards	Avg.	LG	TD	No.	Yards	Avg.	LG	TD
2010	Baltimore	11	0	1	1	1.0	1	0	0	0	0.0	0	0
2011	Baltimore	16	2	40	405	10.1	39	3	0	0	0.0	0	0
2012	Baltimore	16	5	61	669	11.0	61t	7	0	0	0.0	0	0
2013	Baltimore	4	1	20	169	8.5	18	1	0	0	0.0	0	0
2014	Baltimore	3	3	16	125	7.8	24	0	0	0	0.0	0	0
2015	Baltimore	0	0	ON PUP LIST - HIP					--	--	--	--	--
Totals		50	11	138	1,369	9.9	61t	11	0	0	0.0	0	0

SPECIAL TEAMS TACKLES (2): 2010 (1); 2011 (1)

CAREER SINGLE-GAME HIGHS (REGULAR SEASON)

RECEIVING

Receptions:
10 (9/7/14 vs. Cin.)

Yardage:
125 (12/16/12 vs. Den.)

Long Gain:
61t (12/16/12 vs. Den.)

Touchdowns:
2 (12/16/12 vs. Den.)

RUSHING

Carries:
None

Yardage:
None

Long Gain:
None

Touchdowns:
None

100-yard Receiving Games: 1 (125 yards, 12/16/12 vs. Den.)

POSTSEASON

Year	Team	GP	GS	RECEIVING					RUSHING				
				No.	Yards	Avg.	LG	TD	No.	Yards	Avg.	LG	TD
2010	Baltimore	0	0	0	0	0.0	0	0	0	0	0.0	0	0
2011	Baltimore	2	1	7	70	10.0	16	1	0	0	0.0	0	0
2012	Baltimore	4	2	14	163	11.6	24	3	0	0	0.0	0	0
2014	Baltimore	0	0	INJURED RESERVE - HIP					--	--	--	--	--
Totals		6	3	21	233	11.1	24	4	0	0	0.0	0	0

36

CORNERBACK
5-10 | 193



JERRAUD POWERS

COLLEGE: AUBURN HS: DECATUR (AL)

BORN: 7/19/87, DECATUR, AL

EXP. (NFL/RAVENS): 8/1 GP/GS (PLAYOFFS): 87/82 (5/2)



— KEY TRANSACTIONS —

- Signed with the Ravens as a free agent on 5/13/16
- Signed a three-year contract with the Arizona Cardinals on 3/13/13
- Originally drafted by the Indianapolis Colts in the third round (92nd overall) of the 2009 NFL Draft

— CAREER HIGHLIGHTS —

- Entering the 2016 season, has produced 376 tackles (315 solo), 11 INTs and 69 PD during his career
- Started all 16 games for the first time in his career in his debut season with the Cardinals (2013), recording 60 tackles, a career-high 29 PD, 1 INT and 1 FF
- Posted a career-high 3 INTs in 2014, adding 52 tackles, 10 PD and 1 FF

— PERSONAL —

- First name is pronounced: juh-ROD

— SEASON RECAPS —

2015: (ARIZONA CARDINALS – 13/13, 2/2)

- Finished the season with 50 tackles (44 solo), 1 sack, 1 INT and a career-high 2 FRs, helping Arizona advance to the NFC Championship and post a 13-3 record
- Tallied 8 tackles (6 solo) and 2 PD in two postseason contests, including 5 tackles (4 solo) in the Divisional Playoff victory over GB (1/16/16)
- Posted 3 solo tackles and 1 PD vs. Sea.
- Tied a career high with 11 tackles (9 solo), 1 sack and 1 PD vs. STL (10/4)
- Recorded 1 solo tackle, 1 INT and 2 PD vs. SF (9/27)

2014: (ARIZONA CARDINALS – 16/11, 1/0)

- Tied for second on the team with a career-high 3 INTs and was also second with 10 PD...Added 52 tackles, 1 sack, 1 TFL and 1 FF while playing in 16 games for the second-consecutive season
- Recorded his first-career sack vs. Det. (11/16), taking down QB Matthew Stafford for a 5-yard loss on the Lions' final possession of the game

- Intercepted a QB Peyton Manning pass in the second quarter at Den. (10/5) and posted 4 solo tackles
- Posted 2 tackles, a team-leading 2 PD and 1 INT vs. SD (9/8)...Intercepted Philip Rivers in Arizona territory late in the second quarter and returned it 12 yards to set up a Cardinals FG

2013: (ARIZONA CARDINALS – 16/16)

- Tallied a career-high-tying (2009) 65 tackles, a career-high 17 PD, 1 INT and 1 FF while starting all 16 games for the first time in his career
- Posted 4 solo tackles and a team-high 3 PD at Sea. (12/22), also forcing a fumble on WR Golden Tate
- In his Arizona debut, tied for the lead among the DBs with 5 tackles and had a team-high 2 PD at STL (9/8)

2012: (INDIANAPOLIS COLTS – 8/8)

- Totaled 40 tackles, 1 INT and 8 PD before a toe injury landed him on Injured Reserve on 11/12
- Racked up 3 tackles vs. Mia (11/4) before suffering a season-ending toe injury
- Recorded a season-high 10 tackles in the win at Ten. (10/28)
- Posted 4 tackles and 1 INT in the 30-27 win vs. GB (10/7)

2011: (INDIANAPOLIS COLTS – 12/12)

- Recorded 51 tackles, 2 INTs and 6 PD before suffering an elbow injury that forced him to Injured Reserve on 12/5... Returned 1 of his INTs 6 yards for his first-career TD
- Posted 5 tackles, 1 INT and 1 PD vs. Jax. (11/13)...INT came off Jaguars QB Blaine Gabbert on his first pass attempt of the game
- Finished with 3 tackles, 1 INT and 1 PD vs. Atl. (11/6), intercepting QB Matt Ryan in the second quarter and returning it 6 yards for his first-career TD

2010: (INDIANAPOLIS COLTS – 10/10)

- Totaled 53 tackles, 9 PD and 2 INTs, also returning 8 punts for 63 yards (7.9 avg.), before suffering a season-ending arm injury and being placed on Injured Reserve on 12/7
- Finished second on the team with 8 stops vs. Cin. (11/14)
- Tied for the team lead and established a career-high with 11 tackles at Was. (10/17), adding 1 INT and 2 PD

— POWERS' COMMUNITY IMPACT —

- Participated in the Colts Community Ticket Block program to provide Colts tickets to underserved youth at each regular season game



36 JERRAUD POWERS

2015

GAME-BY-GAME DEFENSE

CARDINALS

Date/Opp.	TT	Solo	Asst.	Sacks	INT	PD	FF	FR
9/13 vs. NO	7	6	1	0-0	0-0	0	0	0
9/20 @Chi.	4	4	0	0-0	0-0	0	0	0
9/27 vs. SF	1	1	0	0-0	1-0	2	0	0
10/04 vs. STL	3	3	0	0-0	0-0	1	0	0
10/11 @Det.	11	9	2	1-0	0-0	1	0	0
10/18 @Pit.	4	3	1	0-0	0-0	0	0	0
10/26 vs. Bal.	3	3	0	0-0	0-0	0	0	0
11/1 at Cle.	DID NOT PLAY							
1/15 @Sea.	3	2	1	0-0	0-0	1	0	0
11/22 vs. Cin.	2	2	0	0-0	0-0	2	0	0
11/29 @SF	2	2	0	0-0	0-0	1	0	0
12/6 @ STL	INACTIVE - CALF							
12/10 vs. Min.	INACTIVE - CALF							
12/20 @Phi.	4	4	0	0-0	0-0	0	0	0
12/27 vs. GB	3	2	1	0-0	0-0	0	0	2
1/03/16 vs. Sea.	3	3	0	0-0	0-0	1	0	0
Totals	50	44	6	1-0	1-0	9	0	2
Playoffs								
1/16/16 vs. GB	5	4	1	0-0	0-0	2	0	0
1/24/16 @ Car.	3	2	1	0-0	0-0	0	0	0
Totals	8	6	2	0-0	0-0	2	0	0

Ravens' final play of the game when he stepped in front of a QB Joe Flacco pass at the Indy 14-yard line

- Tallied a season-high 10 tackles and recorded his first-career INT vs. Hou. (11/8)
- Tied for the team lead with 6 tackles, also posting 1 PD, vs. Sea. (10/4)

— COLLEGE —

- A three-year letterman and two-year starter at Auburn, he started 23 of 36 career games for the Tigers and finished his collegiate career with 136 tackles, 5 TFL, 6 INTs, 16 PD, 2 FRs and 1 blocked punt
- As junior in 2008, started 10 games and totaled 47 tackles, 2 INTs and 7 PD
- During his sophomore season, was named the team's Defensive Player of the Year after tallying 63 tackles, 4 TFL, 4 INTs, 5 PD and 1 FR

— HIGH SCHOOL —

2009: (INDIANAPOLIS COLTS – 12/12, 2/1)

- Recorded a career-high 65 tackles, adding 1 INT, 10 PD, 1 FF and 1 FR during his rookie campaign
- In two postseason game, added 5 tackles, 1 INT and 1 PD, helping the Colts advance to Super Bowl XLIV
- Saw action as a reserve DB in Super Bowl XLIV vs. NO (2/7/10) and recorded 2 tackles
- Started in the Divisional Playoff vs. Bal. (1/16/10) and registered 3 tackles, 1 INT and 1 PD...Theft came on the
- Attended Decatur (AL) HS, where he was an All-Region selection and was named to the *Alabama Sports Writers Association's* All-State team
- As a senior, totaled 46 tackles, 4 INTs and 2 FFs...During his junior season, tallied 44 tackles and 4 INTs on defense and added 209 receiving yards and 3 TDs on offense
- Also a standout basketball player, averaging 15.0 points per game

REGULAR SEASON

Year	Team	GP	GS	TACKLES			SACKS		INTERCEPTIONS				FUMBLES			
				TT	Solo	Asst.	No.	Yards	No.	Yards	LG	TD	PD	FF	FR	Yards
2009	Indianapolis	12	12	65	56	9	0.0	0.0	1	1	1	0	10	1	1	4
2010	Indianapolis	10	10	53	42	11	0.0	0.0	2	11	11	0	9	0	0	0
2011	Indianapolis	12	12	51	33	18	0.0	0.0	2	19	13	1	6	0	0	0
2012	Indianapolis	8	8	40	33	7	0.0	0.0	1	0	0	0	8	0	0	0
2013	Arizona	16	16	65	60	5	0.0	0.0	1	9	9	0	17	1	0	0
2014	Arizona	16	11	52	47	5	1.0	1.0	3	19	12	0	10	1	0	0
2015	Arizona	13	13	50	44	6	1.0	1.0	1	0	0	0	9	0	2	0
Totals		87	82	376	315	61	2.0	5.0	11	59	13	1	69	3	3	4

CAREER SINGLE-GAME HIGHS (REGULAR SEASON)

Total Tackles:

11 2 times (last: 10/11/15 at Det.)

Solo Tackles:

9 (10/11/15 at Det.)

Sacks:

1 2 times (last: 10/11/15 at Det.)

INTs:

1 11 times (last: 9/27/15 vs. SF)

Passes Defensed:

4 (9/26/10 at Den.)

Forced Fumbles:

1 3 times (last: 10/12/14 vs. Was.)

Fumble Recoveries:

2 (12/17/15 vs. GB)

Additional Statistics: Has returned 8 punts for for 63 yards (7.9 avg.), with a long of 13 (during the 2009 season).

POSTSEASON

Year	Team	GP	GS	TACKLES			SACKS		INTERCEPTIONS				FUMBLES			
				TT	Solo	Asst.	No.	Yards	No.	Yards	LG	TD	PD	FF	FR	Yards
2009	Indianapolis	2	1	5	4	1	0.0	0.0	1	0	0	0	1	0	0	0
2014	Arizona	1	0	1	1	0	0.0	0.0	0	0	0	0	0	0	0	0
2015	Arizona	2	2	8	6	2	0.0	0.0	0	0	0	0	2	0	0	0
Totals		5	3	14	11	3	0.0	0.0	1	0	0	0	3	0	0	0

33

RUNNING BACK
5-9 | 230



TRENT RICHARDSON

COLLEGE: ALABAMA HS: ESCAMBIA (PENSACOLA, FL)

BORN: 7/10/90, PENSACOLA, FL

EXP. (NFL/RAVENS): 4/1 GP/GS (PLAYOFFS): 46/37 (3/0)

— KEY TRANSACTIONS —

- Signed with the Ravens on 4/18/16
- Signed with the Raiders as a free agent on 3/12/15
- Waived by the Colts on 3/12/15
- Acquired via trade by Indianapolis Colts from the Cleveland Browns on 9/18/13
- Originally selected by Cleveland in the first round (third overall) of the 2012 draft

— HONORS —

- *USA Today's* All-Joe Team (2012)
- Pepsi MAX Rookie of the Week (Week 2, 2012)

— CAREER HIGHLIGHTS —

- Entering 2016, has rushed for 2,032 yards and 17 TDs on 614 total carries
- Led the Colts in rushing attempts (159) and yards (519) during the 2014 season, helping Indy win the AFC South
- Established a career-high rushing total in his rookie year by gaining 950 yards for the Browns, surpassing Hall of Fame RB Jim Brown's rookie franchise record (942)
- Set Browns rookie records in rushing yards (950), rushing TDs (11), scrimmage yards (1,317) and total TDs (12) in 2012

— PERSONAL —

- Brother, Terrell, played DE at Louisiana-Lafayette
- In April of 2012, Richardson took Courtney Alvis, a teenage leukemia survivor, to her high school prom

— SEASON RECAPS —

2015: (OAKLAND RAIDERS – 0/0)

- Appeared in three preseason games with the Raiders, carrying the ball 15 times for 42 yards, but was released prior to the season's start

2014: (INDIANAPOLIS COLTS – 15/12, 1/0)

- Led the team with 519 rushing yards on 159 carries and registered 3 TDs...Added 27 catches for 229 yards (8.5 avg.), helping the Colts capture the AFC South Division title
- Eclipsed a career total of 2,000 rushing yards after rushing for 32 yards vs. Hou. (12/14)
- Posted 77 rushing yards on 14 carries (5.5 avg.) in a 27-0 win vs. Cin. (10/19)
- Recorded 4 catches for 52 yards and 20 rushes for 47 yards in a 41-17 victory vs. Ten. (9/28)

- Rushed 21 times for a season-high 79 yards vs. Phi. (9/15)

2013: (INDIANAPOLIS & CLEVELAND – 16/10, 2/0)

- Registered 188 carries for 563 yards and 3 TDs...Added 35 receptions for 316 yards and 1 receiving TD
- Generated 102 scrimmage yards in a win vs. Hou. (12/15)... Led the Colts with 64 yards rushing and netted 4 receptions for 38 yards
- Rushed for a TD in his second-straight game, posting 20 rushes for 60 yards at Jax. (9/29)
- Scored a TD and had 27 rushing yards in his first-career game with the Colts in a 27-7 victory at SF (9/22)
- Traded to the Colts on 9/18 after playing in two games with the Browns to open the season
- Led the Browns with 58 rushing yards in his final game with Cleveland, adding 5 catches for 21 yards at Bal. (9/15)

2012: (CLEVELAND BROWNS – 15/15)

- Led the team with 950 rushing yards and 11 TDs on 267 carries, finishing first among all AFC rookies and third among NFL rookies in rushing yards...Broke RB Jim Brown's franchise rookie record of 942 yards
- Finished with 12 total TDs, tied for second among all NFL rookies to earn *USA Today* All-Joe honors...Added 51 receptions for 367 yards and 1 TD
- Carried the ball a career-high 29 times for 85 yards and 1 TD in a win vs. Pit. (11/25)
- Tallied 105 rushing yards vs. Bal. (11/4) on 25 carries, giving him back-to-back 100-yard rushing games
- Registered four-straight games with over 100 yards from scrimmage vs. SD, vs. Bal., at Dal. and vs. Pit. (10/28-11/25)
- Rushed for a career-high 122 yards in a win vs. SD (10/28)
- Established a career high (since tied) with 6 receptions for 24 yards and posted 1 rushing TD vs. Buf. (9/23)
- Registered his first-career 100-yard rushing performance in his second NFL game at Cin. (9/16)...Carried the ball 19 times for 109 yards, including a career-long 32-yard TD and caught 4 passes for 36 yards and 1 TD...Earned Pepsi MAX Rookie of the Week honors for his performance

— COLLEGE —

- Appeared in 38 games over three seasons (2009-11) at Alabama, totaling 3,130 rushing yards and 35 TDs
- Left college after his junior season, finishing second in Crimson Tide career rushing yards per attempt (5.8)
- Helped Alabama win two National Championships (2009 and 2011)

33 TRENT RICHARDSON

- Named a Heisman Trophy finalist in 2011 and was awarded the Doak Walker Award, given annually to the nation's most outstanding running back, after posting 1,679 rushing yards and 21 TDs on 283 attempts (5.9 avg.)
- Named SEC Offensive player of the year in 2011 and earned unanimous first-team All-SEC honors
- Rushed for 700 yards with 6 TDs and registered 23 receptions for 266 yards and 4 TDs as a sophomore

— HIGH SCHOOL —

- Prepped at Escambia (Pensacola, FL) HS, where he rushed for 2,090 yards on 225 carries (9.3 avg.) and scored 26 TDs as a senior in 2008
- Posted a single-game school record of 419 rushing yards
- Website *Rivals.com* ranked him as the nation's No. 6-overall player and No. 2 running back
- Also competed in track and captured state's weightlifting championship (219-pound class)

2014

GAME-BY-GAME OFFENSE

Date/Opp.	RUSHING					RECEIVING				
	No.	Yds.	Avg.	LG	TD	No.	Yds.	Avg.	LG	TD
9/7 @ Den.	6	20	3.3	7	0	3	31	10.3	16	0
9/15 vs. Phi.	21	79	3.8	15	0	1	16	16.0	16	0
9/21 @ Jax.	14	57	4.1	27	0	3	23	7.7	15	0
9/28 vs. Ten.	20	47	2.4	10	1	4	52	13.0	24	0
10/5 vs. Bal.	9	37	4.1	14	0	4	10	2.5	6	0
10/9 @ Hou.	17	41	2.4	9	1	0	0	0	0	0
10/19 vs. Cin.	14	77	5.5	11	0	4	41	10.3	20	0
10/26 @ Pit.	ACTIVE, BUT DID NOT PLAY									
11/3 @ NYG	7	33	4.7	9	0	2	9	4.5	6	0
11/16 vs. NE	6	0	0.0	2	0	1	21	21.0	21	0
11/23 vs. Jax.	13	42	3.2	12	1	0	0	0.0	0	0
11/30 vs. Was.	8	12	1.5	3	0	0	0	0.0	0	0
12/7 @ Cle.	7	30	4.3	8	0	0	0	0.0	0	0
12/14 vs. Hou.	9	32	3.6	9	0	2	9	4.5	16	0
12/21 @ Dal.	2	1	0.5	3	0	2	8	4.0	9	0
12/28 @ Ten.	6	11	1.8	4	0	1	9	9.0	9	0
Totals	159	519	3.3	27	3	27	229	8.5	24	0
Playoffs										
1/4 vs. Cin.	0	0	0.0	0	0	0	0	0.0	0	0
1/11 @ Den.	INACTIVE									
1/18 vs. NE	INACTIVE - personal reasons									
Totals	0	0	0.0	0	0	0	0	0.0	0	0

— RICHARDSON'S COMMUNITY IMPACT —

- Took 17-year-old Courtney Alvis, a leukemia survivor, to her senior prom in Hueytown, AL (2012)
- Hosted the Trent Richardson Youth Mini Football Camp at no charge for kids ages 7-18 at his high school, Escambia, in Pensacola, FL (2015)



REGULAR SEASON

Year	Team	GP	GS	RUSHING					RECEIVING						
				No.	Yards	Avg.	LG	TD	No.	Yards	Avg.	LG	TD		
2012	Cle.	15	15	*267	*950	3.6	32t	*11	51	367	7.2	27	1		
2013	Cle./Ind.	16	10	188	563	3.0	22	3	35	316	9.0	24	1		
2014	Ind.	15	12	*159	*519	3.3	27	3	27	229	8.5	24	0		
2015	n/a			--- NOT IN THE NFL ---											
Totals		46	37	614	2,032	3.3	32t	17	113	912	8.1	27	2		

*LED TEAM

CAREER SINGLE-GAME HIGHS (REGULAR SEASON)

RUSHING

Carries:
29 (11/29/12 vs. Pit.)
Yardage:
122 (10/28/12 vs. SD)

Long Gain:
32t (9/16/12 at Cin.)

Touchdowns:
2 2 times (last: 12/16/12 vs. Was)

RECEIVING

Receptions:
6 3 times (last 11/18/12 at Dal.)

Yardage:
68 (12/8/13 at Cin.)

Long Gain:
27 (11/18/12 at Min.)

Touchdowns:
1 2 times (last 12/15/13 vs. Hou.)

100-yard Rushing Games: 3 (last: 105 yards, 11/4/12 vs. Cle.)

POSTSEASON

Year	Team	GP	GS	RUSHING					RECEIVING				
				No.	Yards	Avg.	LG	TD	No.	Yards	Avg.	LG	TD
2013	Ind.	2	0	4	1	0.3	2	0	0	0	0	0	0
2014	Ind.	1	0	0	0	0	0	0	0	0	0	0	0
Totals		3	0	4	1	0.3	2	0	0	0	0	0	0

38

CORNERBACK
6-0 | 190



JUMAL ROLLE

COLLEGE: CATAWBA HS: BEDDINGFIELD (WILSON, NC)

BORN: 5/28/90, WILSON, NC

EXP. (NFL/RAVENS): 3/1 GP/GS (PLAYOFFS): 19/0 (0/0)



— KEY TRANSACTIONS —

- Elevated to Baltimore's 53-man roster on 12/15/15
- Signed to the Ravens' practice squad on 11/20/15
- Elevated to the Texans' 53-man roster from the Packers' practice squad on 10/1/14
- Originally signed with Buffalo as a RFA on 4/29/13

— CAREER HIGHLIGHTS —

- Established career highs in every defensive category with 15 tackles (14 solo), 3 INTs (tied a team high), 4 PD and 1 TFL in 2014 while playing for Houston...Also recorded 4 special teams tackles
- Set a career high with 6 tackles (all solo), adding 1 INT and his first-career TFL, vs. Ten. (11/30/14)
- Secured a career-high 2 INTs, also marking a career-best 2 PD, vs. Phi. (11/2/14)
- Made his NFL debut at Dal. (10/5/14) while with Houston

— PERSONAL —

- Has a son, Jumal Jr. (6)
- College roommate was 49ers S L.J. McCray
- Favorite book is "Die Empty" by Todd Henry
- Models his game after longtime NFL CB Champ Bailey

— SEASON RECAPS —

2015: (HOUSTON & BALTIMORE – 9/0)

- Recorded 1 solo tackle in one game for the Ravens after being elevated to Baltimore's 53-man roster on 12/15... Competed primarily on special teams, playing from scrimmage in four games, for the Texans before signing with Baltimore's practice squad on 11/20
- Had a season-high 2 stops at Mia. (10/25) while with Houston

- Notched 1 solo tackle in his Ravens debut and helped limit the Chiefs to just 164 net passing yards vs. KC (12/20)

2014: (GREEN BAY & HOUSTON – 10/0)

- Recorded 14 tackles (13 solo), 3 INTs (tied a team high), 4 PD and 1 TFL (all career highs) after being elevated to Houston's 53-man roster from Green Bay's practice squad on 10/1...Also posted 4 special teams tackles
- Established a career high with 6 tackles (all solo), adding 1 INT and his first-career TFL, vs. Ten. (11/30)
- Tallied a career-high 2 INTs, also marking a career-best 2 PD, vs. Phi. (11/2)
- Competed on special teams in his NFL debut at Dal. (10/5)

2013: (BUFFALO, NEW ORLEANS & GREEN BAY – 0/0)

- Was a gameday inactive vs. Chi. (12/29) after being elevated to the Packers' 53-man roster on 12/27
- Was a member of the practice squads in Green Bay and New Orleans during the regular season after spending the offseason and training camp in Buffalo...Signed with the Bills as a rookie free agent on 4/29

— COLLEGE —

- Totaled 157 tackles, 16 INTs, 16 PD, 8 TFL, 5 FFs and 3 FRs during his four-year (2009-12) Catawba career
- Earned Division II first-team All-America honors after recording 56 tackle, 6 INTs, 10 PD, 1 FF, 2 FRs and 4 blocked kicks as a senior in 2012
- Majored in therapeutic recreation

— HIGH SCHOOL —

- Prepped at Beddingfield (Wilson, NC) HS, where he earned Eastern Carolina Conference Player of the Year honors with 11 INTs as a senior in 2008



RED ZONE SUCCESS

Baltimore is the only team to rank among the NFL's Top 5 in red zone defense in 10 of the past 12 seasons, including a streak of nine-straight years from 2004-12. The Ravens ranked 11th in red zone defense (53.2%) in 2015, marking the first time they have not been in the Top 7 since 2003.

RAVENS RED ZONE DEFENSE BY SEASON / RANK (PCT.)

2015	11th (53.2)	2009	fourth (41.9)
2014	second (42.6)	2008	second (35.9)
2013	seventh (48.8)	2007	third (42.3)
2012	second (43.4)	2006	first (33.3)
2011	first (38.1)	2005	fifth (45.2)
2010	fifth (42.5)	2004	second (40.0)


38 JUMAL ROLLE

2015

GAME-BY-GAME DEFENSE

RAVENS

Date/Opp.	TT	Solo	Asst.	Sacks	INT	PD	FF	FR
WITH HOUSTON								
9/13 vs. KC				INACTIVE				
9/20 @ Car.				SAW ACTION ON SPECIAL TEAMS				
9/27 vs. TB				SAW ACTION ON SPECIAL TEAMS				
10/4 @ Atl.	0	0	0	0-0	0-0	0	0	0
10/8 vs. Ind.	0	0	0	0-0	0-0	0	0	0
10/18 @ Jax.				SAW ACTION ON SPECIAL TEAMS				
10/25 @ Mia.	2	0	2	0-0	0-0	0	0	0
11/1 vs. Ten.	0	0	0	0-0	0-0	0	0	0
11/16 @ Cin.	0	0	0	0-0	0-0	0	0	0
WITH BALTIMORE								
11/22 vs. STL				ON RAVENS' PRACTICE SQUAD				
11/30 @ Cle.				ON RAVENS' PRACTICE SQUAD				
12/6 @ Mia.				ON RAVENS' PRACTICE SQUAD				
12/13 vs. Sea.				ON RAVENS' PRACTICE SQUAD				
12/20 vs. KC	1	1	0	0-0	0-0	0	0	0
12/27 vs. Pit.				INACTIVE				
1/3/16 @ Cin.				INACTIVE				
Totals	3	1	2	0-0	0-0	0	0	0



OH SO SPECIAL TEAMS

Led by special teams coordinator/associate head coach Jerry Rosburg, the Ravens were the NFL's top overall special teams unit in 2015, ranking No. 1 in both senior NFL writer Rick Gosselin's (*The Dallas Morning News*) annual comprehensive ratings system and the Pro Football Focus rankings. Below are several key charts illustrating the unit's dominance in 2015:

NET PUNTING AVERAGE

1. Johnny Hekker 43.7
2. **Sam Koch** **42.9**
3. Chris Jones 42.5

OPP. PUNT RETURN AVG.

1. Green Bay 4.2
2. **Baltimore** **5.0**
3. Philadelphia 5.1

TOTAL BLOCKED KICKS

1. **Baltimore** **5**
- Oakland 5
3. San Francisco 4

TOUCHBACK PERCENTAGE

1. Pat McAfee 90.5
2. **Justin Tucker** **86.3**
3. S. Gostkowski 71.1

TEAM PUNT RETURN AVG.

1. Jacksonville 11.6
2. Philadelphia 11.4
3. **Baltimore** **11.3**
4. Cleveland 11.2

PLAYER PUNT RETURN AVG.

1. Danny Amendola 12.0
2. Darren Sproles 11.7
3. Travis Benjamin 11.6
4. **Kaelin Clay** **10.6**

REGULAR SEASON

Year	Team	GP	GS	TACKLES			SACKS		INTERCEPTIONS				FUMBLES				
				TT	Solo	Asst.	No.	Yards	No.	Yards	LG	TD	PD	FF	FR	Yards	
2013	NO/GB	0	0	0	0	0	0.0	0.0	0	0	0	0	0	0	0	0	0
2014	Houston	10	0	14	13	1	0.0	0.0	3	25	13	0	4	0	0	0	
2015	Hou./Bal.*	9	0	3	1	2	0.0	0.0	0	0	0	0	0	0	0	0	
Totals		19	0	17	14	3	0.0	0.0	3	25	13	0	4	0	0	0	

*PLAYED 8 GAMES OF THE 2015 SEASON WITH HOU.

SPECIAL TEAMS TACKLES (4): 2014 (4)

CAREER SINGLE-GAME HIGHS (REGULAR SEASON)

Total Tackles:

6 (11/30/14 vs. Ten.)

Solo Tackles:

6 (11/30/14 vs. Ten.)

Sacks:

None

INTs:

2 (11/2/14 vs. Phi.)

Passes Defensed:

2 (11/2/14 vs. Phi.)

Forced Fumbles:

None

Fumble Recoveries:

None

22

CORNERBACK
6-2 | 210



JIMMY SMITH

COLLEGE: COLORADO HS: COLTON (CA)

BORN: 7/26/88, FONTANA, CA

EXP. (NFL/RAVENS): 6/6 GP/GS (PLAYOFFS): 63/45 (6/1)



— KEY TRANSACTIONS —

- Re-signed with the Ravens on 4/21/15
- Originally selected by the Ravens in the first round (27th overall) of the 2011 NFL Draft

— CAREER HIGHLIGHTS —

- Posted a career-high 3 INTs (one returned for a TD), his first-career sack, 10 PD and 54 tackles (48 solo) in 2015
- Produced a career-high 9 tackles (8 solo, tied a career high) vs. Cle. (10/11/15)
- Notched his first-career sack at Oak. (9/20/15)
- Returned a QB Peyton Manning INT 24 yards for his first-career TD at Den. (9/13/15)
- In 2013, started all 16 games for the first time in his career and set career highs in tackles (58), solo tackles (49), PD (16) and FFs (2), while posting 2 INTs
- Had 3 tackles and 2 PD in the 2012 playoffs, including a clutch PD in Super Bowl XLVII's final goal-line stand

— PERSONAL —

- Has four brothers who played college football: Ryan Smalls (Millikin), Terrance Smalls (Illinois), Paul Smalls (New Mexico) and Anthony Smalls (Idaho State)
- Would have liked to match up against former NFL wide receivers Michael Irvin and Randy Moss

— SEASON RECAPS —

2015: (BALTIMORE RAVENS – 16/16)

- Registered a career-high 3 INTs (one returned for a TD), his first-career sack, 10 PD and 54 tackles (48 solo) for the NFL's eighth-ranked defense (337.4 ypg)
- Ravens "D" finished No. 2 overall (291.1 ypg) and No. 1 vs. the pass (183.3 ypg) over the season's final eight games
- Was one of seven NFL defenders (Lavonte David, Reshad Jones, Luke Kuechly, Tyrann Mathieu, Ron Parker & Adam Jones) with at least 50 tackles, 3 INTs, 10 PD and 1 sack
- Tallied 2 solo tackles and 2 PD for a defense that allowed just 198 net passing yards in the 20-17 victory vs. Pit. (12/27)...Returned a QB Ben Roethlisberger interception 101 yards for a score that was nullified by a offsides penalty
- Started and played every snap for a defense that allowed a season-low 8 first downs and permitted just 86 yards on 9-of-19 passing (47.4%) at Mia. (12/6)
- Tallied a career-high-tying 3 PD and 3 tackles for a defense that allowed 168 net passing yards vs. Jax. (11/15)
- Totaled a career-high 9 tackles (8 solo) vs. Cle. (10/11)

- Posted 2 solo stops, helping limit the Steelers to 96 net passing yards in the 23-20 OT victory at Pit. (10/1)
- Scored his first-career TD on a 24-yard INT return, adding solo stops, for defense that did not allow a TD at Den. (9/13)

2014: (BALTIMORE RAVENS – 8/8, 0/0)

- Posted 28 tackles (22 solo), 8 PD and 1 INT in the first half of the season (was hurt early in the eighth game), before being placed on Injured Reserve (foot) on 11/8
- Registered 5 solo tackles and 1 INT (returned 31 yards) for a defense that held the Buccaneers to 17% (2-of-12) on third down in the 48-17 victory at TB (10/12)
- Collected 3 tackles and 2 PD in the 38-10 win vs. Car. (9/28)
- Contributed 3 tackles and 1 PD for a defense that did not allow a TD and forced 3 turnovers (2 FRs and 1 INT) in the 26-6 victory vs. Pit. (9/11)

2013: (BALTIMORE RAVENS – 16/16)

- Started all 16 games for the first time in his career and established career highs in tackles (58), solo tackles (49), PD (16) and FFs (2)...Also tallied 2 INTs
- Posted 2 tackles, 2 PD and 1 INT (in the end zone to prevent a TD) at Cin. (12/29)
- Had 7 tackles and 2 PD in the 18-16 victory at Det. (12/16)
- Produced 3 tackles and 1 INT (a leaping end zone grab to thwart a Packers' scoring opportunity) vs. GB (10/13)
- Posted a team- and career-high 3 PD and 3 solo stops for a defense that didn't allow a TD in the 14-6 victory vs. Cle. (9/15)
- Recorded 6 solo tackles, 1 PD and 1 FF at Den. (9/5)

2012: (BALTIMORE RAVENS – 11/2, 4/0)

- Recorded 31 tackles (27 solo), 3 PD and 3 special teams stops...Missed five games due to injury (sports hernia)
- Totaled 3 solo tackles and 2 PD for a defense that forced 10 turnovers in four playoff games en route to winning Super Bowl XLVII
- Recorded 1 tackle and 2 PD, including one late in the fourth quarter during the Ravens' final goal-line stand, in the 34-31 victory in Super Bowl XLVII vs. SF (2/3/13)...The defense held the 49ers to 22% (2-of-9) on third down
- Started and tied a career high with 7 tackles in the 25-15 victory at Cle. (11/4)
- Tied a career high with 7 tackles (all solo) and posted 1 PD in the 31-29 victory vs. Dal. (10/14)

2011: (BALTIMORE RAVENS – 12/3, 2/1)

- Produced 18 tackles (all solo), 8 PD and 2 INTs (48 return yards) for the NFL's third-ranked defense (288.9 ypg)... Missed four games due to an ankle injury

22 JIMMY SMITH

2015

GAME-BY-GAME DEFENSE

RAVENS

Date/Opp.	TT	Solo	Asst.	Sacks	INT	PD	FF	FR
9/13 @ Den.	8	8	0	0-0	1-24t	1	0	0
9/20 @ Oak.	5	5	0	1-0	0-0	1	0	0
9/27 vs. Cin.	4	3	1	0-0	1-0	1	0	0
10/1 @ Pit.	2	2	0	0-0	0-0	0	0	0
10/11 vs. Cle.	9	8	1	0-0	0-0	0	0	0
10/18 @ SF	3	3	0	0-0	0-0	1	0	0
10/26 @ Ari.	3	2	1	0-0	0-0	1	0	0
11/1 vs. SD	3	3	0	0-0	0-0	0	0	0
11/15 vs. Jax.	3	2	1	0-0	0-0	3	0	0
11/22 vs. STL	4	4	0	0-0	0-0	0	0	0
11/30 @ Cle.	2	1	1	0-0	0-0	0	0	0
12/6 @ Mia.	0	0	0	0-0	0-0	0	0	0
12/13 vs. Sea.	5	4	1	0-0	0-0	0	0	0
12/20 vs. KC	0	0	0	0-0	0-0	0	0	0
12/27 vs. Pit.	2	2	0	0-0	1-0	2	0	0
1/3/16 @ Cin.	1	1	0	0-0	0-0	0	0	0
Totals	54	48	6	1-0	3-24	10	0	0

- Totaled 3 tackles, 1 PD and 1 INT for a team that forced 7 turnovers in two playoff games...Posted 1 special teams FR
- Started his first-career postseason game and had 1 tackle and 1 INT for a defense that picked off QB Tom Brady twice, not allowing him to throw a TD and holding him to a 57.5 passer rating in the AFC Championship at NE (1/22/12)
- Posted 2 tackles from scrimmage and 1 FR on special teams that led to the Ravens' first TD in the 20-13 victory in the Divisional Playoff vs. Hou. (1/15/12)
- Started his first-career NFL game and netted 1 solo tackle and 1 INT (32 return yards) in the 24-10 victory at Cle. (12/4)
- Netted 3 solo tackles, 1 PD and pulled in his first-career INT, which led to a Ravens' TD on the very next play, for a defense that forced 3 turnovers vs. Cin. (11/20)
- Saw action in his first-career game before leaving the contest on the opening kickoff with an ankle injury in the 35-7 victory vs. Pit. (9/11)

RAVENS "D" FINISHED HOT

The Ravens' defense stepped up during the second half of the 2015 season. In the year's final eight games, Baltimore's unit posted the NFL's No. 2 overall defense and the No. 1 pass defense.

PASSING YARDS ALLOWED (Final Eight Weeks of 2015)

1. Baltimore 183.3 ypg
2. Houston 193.4 ypg
3. Green Bay 198.3 ypg

NET YARDS ALLOWED (Final Eight Weeks of 2015)

1. Houston 269.5 ypg
2. Baltimore 291.1 ypg
3. Denver 292.1 ypg

"D" Quick Hit: In 2015, the Ravens ranked No. 8 in total defense (10th passing & 12th rushing), marking the 11th time the unit has finished in the NFL's Top 10 over the past 13 seasons (2003-15).



REGULAR SEASON

Year	Team	GP	GS	TACKLES			SACKS		INTERCEPTIONS					FUMBLES		
				TT	Solo	Asst.	No.	Yards	No.	Yards	LG	TD	PD	FF	FR	Yards
2011	Baltimore	12	3	18	18	0	0.0	0.0	2	48	32	0	8	0	0	0
2012	Baltimore	11	2	31	27	4	0.0	0.0	0	0	0	0	3	0	0	0
2013	Baltimore	16	16	58	49	9	0.0	0.0	2	0	0	0	16	2	0	0
2014	Baltimore	8	8	28	22	6	0.0	0.0	1	31	31	0	8	0	0	0
2015	Baltimore	16	16	54	48	6	1.0	0.0	*3	24	24t	*1	10	0	0	0
Totals		63	45	189	164	25	1.0	0.0	8	103	32	1	45	2	0	0

*LED TEAM

SPECIAL TEAMS TACKLES (5): 2011 (2); 2012 (3)

CAREER SINGLE-GAME HIGHS (REGULAR SEASON)

Total Tackles:

9 (10/11/15 vs. Cle.)

Solo Tackles:

8 2 times (last: 10/11/15 vs. Cle.)

Sacks:

1 (9/20/15 at Oak.)

INTs:

1 8 times (last: 12/27/15 vs. Pit.)

Passes Defensed:

3 2 times (last: 11/15/15 vs. Jax.)

Forced Fumbles:

1 2 times (12/8/13 vs. Min.)

Fumble Recoveries:

None

POSTSEASON

Year	Team	GP	GS	TACKLES			SACKS		INTERCEPTIONS					FUMBLES		
				TT	Solo	Asst.	No.	Yards	No.	Yards	LG	TD	PD	FF	FR	Yards
2011	Baltimore	2	1	3	1	2	0.0	0.0	1	39	39	0	1	0	0	0
2012	Baltimore	4	0	3	3	0	0.0	0.0	0	0	0	0	2	0	0	0
2014	Baltimore	0	0	INJURED RESERVE - FOOT			--	--	--	--	--	--	--	--	--	--
Totals		6	1	6	4	2	0.0	0.0	1	39	39	0	3	0	0	0

22 JIMMY SMITH

— COLLEGE —

- Played in 47 games (27 starts) at Colorado, totaling 183 tackles, 18 PD and 3 INTs...Allowed just 11 completions and one first down in man coverage as a junior and senior
- Earned first-team All-Big 12 honors (coaches, *Phil Steele* and *collegefootballnews.com*) and Honorable Mention All-Big 12 (*Associated Press*) as a senior in 2010 after posting 70 tackles (57 solo), adding 2.5 TFL, 5 PD and 1 FR
- Graduated with a bachelor's degree in sociology in 2010

— HIGH SCHOOL —

- Prepped at Colton (CA) HS, where he earned first-team All-Southeastern Conference honors at WR and CB...Also received first-team All-County recognition
- Posted 47 stops, 15 PD, 2 INTs, 2 FFs and 1 FR as a senior... Added 53 receptions for 1,123 yards and 14 TDs as a WR



M&T BANK SECURITY

The Ravens' "D" has been stout at home for many seasons. Since 2003, Baltimore ranks first in fewest points allowed per game among at home. The Ravens have also registered the most INTs (131, tied w/ Cincy) and most sacks (286) among home teams.

BEST NFL DEFENSES AT HOME (Since 2003)

TOTAL DEFENSE (Fewest Yards Allowed)	POINTS PER GAME (Fewest Allowed)
1. Pittsburgh.....290.5	1. Baltimore16.4
2. Baltimore292.9	2. New England.....16.9
3. NY Jets.....302.0	3. Seattle.....17.3

INTERCEPTIONS (Most in NFL)	SACKS (Most in NFL)
1. Baltimore131	1. Baltimore286
Cincinnati.....131	2. Minnesota.....285
3. GB/NE.....129	3. NY Giants.....278

"D" Quick Hit: The Ravens are 78-26 (.750) at home since 2003, the NFL's second-best mark during that span. As a team, Baltimore has registered 2 sacks and 2 INTs in 29 home games since 2003, winning an impressive 28 of those contests.

NOTE THE QUOTE

Head coach John Harbaugh on CB Jimmy Smith: "I'm a believer in Jimmy Smith. I believe Jimmy Smith is going to make history as a cornerback. I believed that from the day he got here. I've watched him progress. He's one of the most coachable, teachable, hard-working, smart, talented players you're going to find. And you're seeing the fruits of that labor."

— SMITH'S COMMUNITY IMPACT —

- Hosted the Jimmy Smith Football Camp at Towson University (2014), Grand Terrace HS (CA) and Landsdowne (MD) HS (2015)
- Joined fellow teammates to visit patients undergoing treatment for breast cancer at Mercy Medical Center, as part of the Ravens' Breast Cancer Awareness initiative (2014)
- Interacted with children undergoing medical treatment at Johns Hopkins Hospital (2014)
- Participated in the Ravens 10th annual Holiday Helpers event at Target to shop for gifts with Baltimore youth in need (2014)
- Alongside Giant Food, helped distribute 150 holiday food baskets to families in need at the Harry & Jeanette Weinberg Family Center YMCA (2014)
- Personally shopped and delivered gifts, toys and a Christmas tree, along with decorations, to a deserving Salvation Army family in Baltimore City (2013-14)



90

OUTSIDE LINEBACKER

6-4 | 275



Za'DARIUS SMITH

COLLEGE: KENTUCKY HS: GREENVILLE (AL)

BORN: 9/8/92, MONTGOMERY, AL

EXP. (NFL/RAVENS): 2/2 GP/GS (PLAYOFFS): 15/0 (0/0)

— KEY TRANSACTIONS —

- Selected by the Ravens with their first pick in the fourth round (122nd overall) of the 2015 NFL Draft
- Was the first of three Ravens picks (RB Javorius Allen – 125th and CB Tray Walker – 136th) in the fourth round

— CAREER HIGHLIGHTS —

- As a rookie in 2015, recorded 30 tackles (20 solo), 5.5 sacks (-24.5 yards) and 1 PD for the NFL's eighth-ranked defense (337.4 ypg), which finished No. 2 overall (291.1 ypg) and No. 1 vs. the pass (183.3 ypg) over the season's final eight games
- Was the NFL's only rookie to record at least two multiple-sack (1.5 or more) games in 2015 and just the third Ravens rookie to accomplish the feat
- Blocked a 26-yard FGA in the third quarter, adding 2 tackles and his first-career PD, vs. Jax. (11/15/15)
- Set career highs in tackles and solo stops (4) and posted his first-career sacks (2 for -13 yards) at Pit. (10/1/15)
- Posted 1 tackle in his NFL debut at Oak. (9/20/15)

— PERSONAL —

- Older brother, Bob Meeks, played center at Auburn (1988-91) and for the Denver Broncos (1992-94)
- Cousin, Davern Williams, played at Troy (1999-2003) and with the New York Giants (2004)
- Niece, Kristi Mokube, played basketball at Florida State and at George Mason

— SEASON RECAPS —

2015: (BALTIMORE RAVENS – 15/0)

- Totaled 30 tackles (20 solo), 5.5 sacks (-24.5 yards) and 1 PD for the NFL's eighth-ranked defense (337.4 ypg), which finished No. 2 overall (291.1 ypg) and No. 1 vs. the pass (183.3 ypg) over the season's final eight games

- Was the NFL's only rookie to record at least two multiple-sack (1.5 or more) games on the season and just the third (Peter Boulware and Terrell Suggs) rookie to accomplish the feat in Ravens history
- Registered 3 tackles (2 solo), including 2 TFL, and 1 sack for a defense that snapped the Steelers' streak of six-straight 30-point performances in the 20-17 victory vs. Pit. (12/27)
- Matched career highs in sacks (2) and tackles (4) for a defense that allowed 277 total net yards vs. KC (12/20)
- Played on special teams and from scrimmage, posting 1 tackle, 1 PD and 1 FG block, vs. Jax. (11/15)...Blocked K Jason Myers' 26-yard FGA in the third quarter
- Set career highs in tackles and solo stops (4) and posted his first-career sacks (2 for -13 yards), helping limit the Steelers to 96 net passing yards in the 23-20 OT victory at Pit. (10/1)...Became the fifth rookie in Ravens history (Peter Boulware, Terrell Suggs, Pernell McPhee and Timmy Jernigan) to record at least 2 sacks in a game

— COLLEGE —

- Competed in 24 games (all starts) during his two seasons (2013-14) at Kentucky, recording 120 tackles (50 solo), 14 TFL (-98 yards), 10.5 sacks (-91 yards), 3 PD and 2 FRs
- Posted 61 tackles (26 solo), 4.5 sacks (-38 yards), 7.5 TFL (-44 yards), 1 FR and 2 PD as a senior in 2014
- Totaled 66 tackles (44 solo), 11.5 sacks (-90 yards), 11 TFL (-38 yards), 4 FFs, 3 PD and 1 INT in two seasons (2011-12) at East Mississippi Community College, where he helped lead the Lions to a 20-2 mark and the school's first NJCAA National Championship in 2011...Earned second-team NJCAA All-America, All-Region and All-State accolades as a sophomore in 2012
- Majored in community and leadership development

— HIGH SCHOOL —

- Prepped at Greenville (AL) HS, where he starred in basketball and didn't play football until his senior year



SHUT 'EM DOWN

Baltimore has permitted an NFL-best 16.6 ppg at home during the John Harbaugh Era. Under "Harbs," the Ravens are 24-0 at home when allowing 10 points or fewer. Impressively, in 14 of those games, the Ravens gave up no more than 7 points.

FEWEST POINTS PER GAME ALLOWED AT HOME (2008-15)

Rk.	Team	PPG
1.	Baltimore	16.6
2.	San Francisco	17.1
3.	Pittsburgh	17.4

90 ZA'DARIUS SMITH

2015

GAME-BY-GAME DEFENSE

RAVENS

Date/Opp.	TT	Solo	Asst.	Sacks	INT	PD	FF	FR
9/13 @ Den.				INACTIVE				
9/20 @ Oak.	1	1	0	0-0	0-0	0	0	0
9/27 vs. Cin.	1	1	0	0-0	0-0	0	0	0
10/1 @ Pit.	4	4	0	2-13	0-0	0	0	0
10/11 vs. Cle.	4	2	2	0-0	0-0	0	0	0
10/18 @ SF	2	2	0	0-0	0-0	0	0	0
10/26 @ Ari.	1	0	1	0-0	0-0	0	0	0
11/1 vs. SD	1	0	1	0-0	0-0	0	0	0
11/15 vs. Jax.	1	1	0	0-0	0-0	1	0	0
11/22 vs. STL	0	0	0	0-0	0-0	0	0	0
11/30 @ Cle.	1	1	0	0-0	0-0	0	0	0
12/6 @ Mia.	1	1	0	0-0	0-0	0	0	0
12/13 vs. Sea.	4	2	2	0-0	0-0	0	0	0
12/20 vs. KC	4	3	1	2-4	0-0	0	0	0
12/27 vs. Pit.	3	2	1	1-6	0-0	0	0	0
1/3/16 @ Cin.	2	0	2	0.5-1.5	0-0	0	0	0
Totals	30	20	10	5.5-24.5	0-0	1	0	0

SACKS BY SMITH

In 2015, OLB Za'Darius Smith was the NFL's only rookie to record at least two multiple-sack (1.5 or more) games (Week 4 at Pit. and Week 15 vs. KC). Smith also became just the third first-year player in team history to accomplish that feat.

MULTIPLE-SACK (1.5 OR MORE) GAMES BY A RAVENS' ROOKIE

Rk.	Player	Multi-Sack Games
1.	Peter Boulware (1997)	4
2.	Terrell Suggs (2003)	3
3.	Za'Darius Smith (2015)	2
4.	Timmy Jernigan (2014)	1
	Pernell McPhee (2011)	1

REGULAR SEASON

Year	Team	GP	GS	TACKLES			SACKS		INTERCEPTIONS					FUMBLES		
				TT	Solo	Asst.	No.	Yards	No.	Yards	LG	TD	PD	FF	FR	Yards
2015	Baltimore	15	0	30	20	10	5.5	24.5	0	0	0	0	1	0	0	0
Totals		15	0	30	20	10	5.5	24.5	0	0	0	0	1	0	0	0

CAREER SINGLE-GAME HIGHS (REGULAR SEASON)

Total Tackles:

4 4 times (last: 12/20/15 vs. KC)

Solo Tackles:

4 (10/1/15 at Pit.)

Sacks:

2 2 times (last: 12/20/15 vs. KC)

INTs:

None

Passes Defensed:

1 (11/15/15 vs. Jax.)

Forced Fumbles:

None

Fumble Recoveries:

None

Additional Statistics: Recorded a FG block vs. Jax. (11/15/15); Posted a 15-yard KOR vs. Pit. (12/27/15)

RAVENS LARGEST COMEBACK VICTORIES

Points Down/ Date	Opponent	Score	Quarter	Final Score
10/30/11	vs. Arizona	21 / 24-3	2nd	W, 30-27
11/12/06	at Tennessee	19 / 26-7	2nd	W, 27-26
11/23/03	vs. Seattle	17 / 41-24	4th	W, 44-41 OT
09/10/00	vs. Jacksonville	16 / 23-7	2nd	W, 39-36
11/14/04	at NY Jets	14 / 14-0	2nd	W, 20-17 OT
11/21/99	at Cincinnati	14 / 14-0	1st	W, 34-31
11/29/98	vs. Indianapolis	14 / 24-10	2nd	W, 38-31
10/27/96	vs. St. Louis	14 / 20-6	3rd	W, 37-31 OT

89

WIDE RECEIVER
5-9 | 195



STEVE SMITH SR.

COLLEGE: UTAH HS: LOS ANGELES (CA) UNIVERSITY

BORN: 5/12/79, LOS ANGELES, CA

EXP. (NFL/RAVENS): 16/3 GP/GS (PLAYOFFS): 205/184 (11/11)



— KEY TRANSACTIONS —

- Placed on Injured Reserve (Achilles) on 11/4/15
- Signed with the Ravens as a free agent on 3/14/14
- Re-signed with the Panthers on 4/10/12
- Re-signed with Carolina on 5/8/07
- Re-signed with the Panthers on 3/1/04
- Originally selected by Carolina in the third round (74th overall) of the 2001 NFL Draft

— HONORS —

- Five-time Pro Bowler (2001, 2005, 2006, 2008 and 2011)
- Two-time first-team All-Pro (2001, 2005)
- Second-team All-Pro (2008)
- Ed Block Courage Award (2005)
- *Associated Press* Comeback Player of the Year (2005)
- NFL Alumni Wide Receiver of the Year (2005)
- PFWA NFL Comeback Player of the Year (2005)
- NFC Offensive Player of the Month (Oct., 2005)
- NFC Special Teams Player of the Week (Week 14, 2002)

— CAREER HIGHLIGHTS —

- Ranks eighth on the NFL's all-time combined yards chart with 18,381 (13,932 receiving; 2,371 KOR; 1,684 PR; 387 rushing and 7 fumble recovery yards)
- Smith Sr. and recent Hall of Fame inductee WR Tim Brown are the only players in NFL history to eclipse 13,000 receiving yards and 4,000 return yards...Smith Sr. and Brown are also the only players ever to post 900 catches and score a rushing, receiving, PR & KOR TD
- His 961 receptions rank 15th in NFL history, while his 13,932 receiving yards stand 11th and his 76 receiving TDs are tied (Fred Biletnikoff & Harold Jackson) for 29th
- Smith Sr.'s 84 TDs (76 receiving, 2 rushing, 4 PR and 2 KOR) rank fourth among active players
- In 2015, had back-to-back 10-catch games for the first time in his career against Oak. (9/20) and Cin. (9/27)...His 186 receiving yards and 13 catches against the Bengals stand third and first (tied), respectively, in Ravens history
- Has a reception in 129-consecutive games, the third-longest streak among active WRs
- Smith Sr.'s 50-career 100-yard receiving games rank sixth (tied with Don Maynard) in NFL history and are second (Andre Johnson, 51) among active players
- Has 31-career catches of 50-or-more yards, second most (DeSean Jackson, 33) among active players
- His eight-career 1,000-yard receiving seasons are tied (Brandon Marshall) for the most among active WRs

— PERSONAL —

- Has three sons, Peyton (18), Boston (11) and Stevonne Jr. (2) and one daughter, Baylee (15), with wife, Angie
- An avid traveler, he journeyed to Africa for a safari in the summer of 2014
- Enjoys reading and cites "The Last lecture" by Randy Pausch and "The Richest Man in Babylon" by George Samuel Clason as some of his favorites
- Interned at Morgan Stanley during two offseasons to learn more about finance
- Interested in a post-playing career in broadcast media and joined the CBS' NFL Today show for Super Bowl 50
- Was named the Ravens 2015 Walter Payton Man of the Year and was also the team's Salute to Service nominee

— SEASON RECAPS —

2015: (BALTIMORE RAVENS – 7/7)

- Totaled 670 receiving yards and 3 TDs on 46 receptions (14.6 avg.) in seven games before being placed on Injured Reserve (Achilles) on 11/4...Helped Baltimore produce the league's No. 8 passing attack (266.9 ypg), which gained a single-season franchise-record 4,271 net passing yards
- Passed Hall of Fame WR Cris Carter (13,899) for 10th (now 11th) on the all-time receiving yards chart (13,932) and WR Derrick Mason (943) for 15th in receptions (961)
- Posted 82 receiving yards on 5 receptions (16.4 avg.) before suffering a season-ending injury (Achilles) in the third quarter of the 29-26 victory vs. SD (11/1)
- Tallied 7 receptions and a game-high 137 receiving yards in his 50th-career 100-yard contest at SF (10/18)
- Recorded 2 TD catches in his second-consecutive 100-yard effort vs. Cin. (9/27)...His 186 receiving yards and 13 catches against the Bengals stand third and tie for first, respectively, in Ravens history...Produced 10 catches in back-to-back weeks for the first time in his career
- Became the fourth-oldest player in NFL history to post 150 receiving yards, doing so on 10 catches in his 200th career contest at Oak. (9/20)...Helped Baltimore's offense to the sixth-best net yardage total (493) in franchise history

2014: (BALTIMORE RAVENS – 16/16, 2/2)

- Led the Ravens with 79 receptions for 1,065 yards and 6 TDs, tying a career long with an 80-yard TD...Crossed the 1,000-yard plateau for the eighth time in his career
- Was part of an offense that established franchise single-season records in yards (5,838) and points scored (409)

89 STEVE SMITH SR.

SEASONS OF A THOUSAND

Prior to suffering a season-ending Achilles tear on 11/1/15, WR Steve Smith Sr. had posted team highs in catches (46), receiving yards (670) and receiving TDs (3). The five-time Pro Bowler owns eight 1,000-yard receiving campaigns, tying (Brandon Marshall) for the NFL's most among active players at the end of 2015.

MULTIPLE SEASONS WITH 1,000 RECEIVING YARDS (Active NFL Wide Receivers)

Rk.	Player (Team)	Seasons
1.	Steve Smith Sr. (Bal.)	8
	Brandon Marshall (NYJ)	8
3.	Anquan Boldin (UFA)	7
	Larry Fitzgerald (Ari.)	7
	Andre Johnson (UFA)	7

- Started both postseason contests and tied for the team lead with 8 receptions for 145 yards (18.1 avg.) and 1 TD for an offense that produced 727 yards and 61 points
- Led the team with 8 receptions for 90 yards, passing WR Andre Reed (13,198 yards) for 14th on the NFL's all-time receiving list (13,262), in the 20-10 victory vs. Cle. (12/28)
- Became the 19th player in NFL history with 900-career receptions after netting 5 catches for 37 yards in the 20-12 victory vs. Jax. (12/14)...Passed HOF WR Steve Largent (13,089) for 15th on the NFL's all-time receiving yards chart
- Led the team with 5 receptions for 110 yards and 1 TD (a 56-yarder) for an offense that gained 475 yards (306 passing and 169 rushing) and racked up 6 TDs in the 48-17 victory at TB (10/12)...Smith became the fourth player in NFL history (James Lofton - 1991, Jerry Rice - 1998, Joey Galloway - 2007) with 3 TD catches of 50-plus yards in a season at age 35 or older...Also tied the Ravens' franchise record (Mark Clayton - 2006 and Michael Jackson - 1996) with his fourth 100-yard receiving game in a season
- Led the team with 7 receptions for 139 yards and 2 TDs (his 70th-career receiving TD) in the 38-10 victory vs. Car. (9/28)...Became the oldest player in NFL history to record 400 yards (finished September with 25 catches for 429 yards) in season's first four games
- Led the Ravens with 5 catches for a game-high 101 yards, including a 32-yarder with 1:28 remaining to set up a 32-yard game-winning FG, in the 23-21 victory i at Cle. (9/21)
- In his first game as a Raven, caught 7 passes for a team-leading 118 yards, including a career-long-tying 80-yard TD, vs. Cin. (9/7)

2013: (CAROLINA PANTHERS – 15/15, 1/1)

- Finished second on the team with 64 catches for 745 yards and 4 TDs...Became the 29th player in NFL history to produce 800 career receptions and the 22nd to compile 12,000 career receiving yards

- Started and posted 4 catches for 74 yards and 1 TD in the Divisional Playoff vs. SF (1/12/14)...Smith's 31-yard TD reception in the second quarter made him the 16th player in NFL history with at least 10 postseason TDs
- Reached 12,000 career receiving yards as part of a 5-reception, 69-yard day at Mia. (11/24)
- Notched his 800th-career reception on a 19-yard TD, part of a 5-reception (69 yards) day vs. STL (10/20)

2012: (CAROLINA PANTHERS – 16/16)

- Led the Panthers with 73 receptions and 1,174 yards to surpass the 11,000-yard receiving milestone
- Attained 1,000 yards receiving for the seventh time in his career and the second-consecutive season...Compiled at least 100 yards receiving in five games
- Posted a season-high-tying 7 catches for 109 receiving yards vs. Atl. (12/9)
- Tallied 5 grabs for a season-high 120 receiving yards and 1 TD at KC (12/2)
- Netted 3 receptions for 104 yards (34.7 avg.), including a 66-yarder, vs. NO (9/16)

2011: (CAROLINA PANTHERS – 16/16)

- Earned his fifth Pro Bowl nod, becoming Carolina's all-time leader in catches and receiving yards and the 35th player in NFL history to accumulate 10,000 career receiving yards
- Led the Panthers with 79 receptions for 1,394 yards and 7 TDs...Season average of 17.6 yards per catch ranks as the third-highest in Panthers team history...Reached 1,000-yard receiving plateau for the sixth time in his career, while generating six 100-yard receiving games
- Netted a team-high 6 catches for 86 yards with a 12-yard TD to become the Panthers' all-time leader with 699 receptions (Muhsin Muhammad - 696) at NO (1/1/12)
- Produced 125 yards (6 catches) to become the 35th player in NFL history to total 10,000 receiving yards vs. Atl. (12/11)
- Posted 8 receptions for a season-high 181 yards, including a long of 53, at Chi. (10/2)...With his performance, Smith became the Panthers' all-time leading receiver, passing Muhsin Muhammad (9,255)
- Recorded 178 receiving yards and 2 TDs on a season-high 8 receptions at Ari. (9/11)

2010: (CAROLINA PANTHERS – 14/14)

- Led the Panthers in receptions (46) and receiving yards (554) for the sixth-consecutive season, adding 2 TDs...Marked his seventh season overall as team leader in receptions and eighth as team leader in receiving yards
- Pulled in 3 receptions for 66 yards, including a 37-yard TD, which tied the team record for the most consecutive games with a TD reception (5), vs. TB (9/19)

89 STEVE SMITH SR.

- Posted 5 receptions for 75 yards, including a 19-yard TD catch to become the Panthers' all-time leader with 51 receiving scores (Muhsin Muhammad - 51) at NYG (9/12)

2009: (CAROLINA PANTHERS – 15/15)

- Led the team in catches (65), receiving yards (982) and receiving TDs (7) despite missing the last game after being placed on Injured Reserve (forearm) on 1/3/10
- Tallied season highs with 9 catches for 157 yards, including a 42-yard TD, vs. Min. (12/20)
- Netted 4 receptions for 34 yards and 2 TDs vs. Atl. (11/15)

2008: (CAROLINA PANTHERS – 14/14, 1/1)

- Earned his fourth Pro Bowl nod (third as a WR) after leading the team with 78 receptions for 1,421 receiving yards (third in the NFL) and 6 TDs
- Compiled eight 100-yard receiving efforts and recorded 1,000 yards receiving for the fourth-consecutive season... Set a team record with an 18.2 yards-per-catch average, besting the mark of 17.2 by Patrick Jeffers in 1999



— SMITH SR.'S COMMUNITY IMPACT —

- The Steve Smith Family Foundation is focused on the emotional, physical and spiritual needs of the community, one person at a time
- Supports human interests, including victims of domestic violence, child health and wellness and benefits Safe Alliance, Siskey YMCA of Greater Charlotte and House of Ruth Maryland
- Two years in a row, hosted the Ravens' annual Holiday Helpers event at Target to shop for holiday gifts with Baltimore youth in need (2014-15)
- Hosted the third annual Lace Up Son Family 5K at Stumptown Park in Matthews, NC, – benefiting child health and wellness programs, including local YMCAs (2014-16)...Also hosted a Lace Up Fun Run in Hunt Valley, MD (2016)
- Participated in the White House Easter Egg Roll, a day of play in Washington, DC, to support First Lady Michelle Obama's Let's Move initiative (2015)
- Has hosted many youth football camps for children of military members, including camps at Ft. Belvoir, VA (2014), Ramstein Air Base, a US Air Force base in Germany (2015) and Ft. Meade, MD (2016)
- Hosted additional Steve Smith Sr. ProCamps in Charlotte (NC) and at Owings Mills (MD) HS (2015)
- Supported the Ravens' and NFL's PLAY 60 initiative, the movement for a more active generation, by participating in a kickoff assembly at Collington Square Elementary School (2014), Lyons Mills Elementary (2015) and led children through drills at the Ravens' second annual military youth football clinic at Ft. Meade (2014)
- Attended the annual Goodwill Gridiron Halloween Party, a fundraiser with proceeds benefitting Goodwill Industries of the Chesapeake (2015)
- Joined youth from Liberty Elementary School to participate in conjunction with the United Way for the team's annual Hometown Huddle event at M&T Bank Stadium (2014)
- Donated 250 pairs of shoes to children in Baltimore City's Curtis Bay neighborhood, in addition to providing a hot meal for their families (2014)
- Participated in a number of holiday events including serving Thanksgiving meals to people in need at the Helping Up Mission men's shelter and Night of Peace family shelter (2014)
- Attended the annual Ravens coat distribution for Baltimore homeless men at the Helping Up Mission (2014)
- Supports a number of his teammates' events, including Lardarius Webb's annual Softball Game (2014-16)

SMITH SR.'S 100s

At the end of 2015, WR Steve Smith Sr. ranked second among active WRs and tied for sixth in NFL history with 50-career 100-yard receiving games. Smith Sr. also ties for second (Derrick Mason & Derrick Alexander, w/ 7 such games) in Ravens history.

CAREER 100-YARD RECEIVING GAMES (NFL History)

Rk.	Player (Years)	Total 100s
1.	Jerry Rice (1985-2006)	76
2.	Randy Moss (1998-2010, 2012)	64
3.	Marvin Harrison (1996-2008)	59
4.	Andre Johnson (2003-15)	51
	Terrell Owens (1996-2011)	51
6.	Steve Smith Sr. (2001-15)	50
	Don Maynard (1958-73)	50
8.	Torry Holt (1999-2009)	47
	Michael Irvin (1988-99)	47
10.	Calvin Johnson (2007-15)	46
	Jimmy Smith (1992-2005)	46

Smith Sr.'s Incredible 2015 Season Cut Short: Prior to his season-ending Achilles tear sustained on 11/1/15, Smith Sr. was on pace to record 92 catches, 1,340 yards & 6 TDs, all figures that would have ranked among the highest single-season totals of his Hall of Fame-contending career.

89 STEVE SMITH SR.

2015

GAME-BY-GAME OFFENSE

Date/Opp.	RECEIVING					RUSHING				
	No.	Yds.	Avg.	LG	TD	No.	Yds.	Avg.	LG	TD
9/13 @ Den.	2	13	6.5	10	0	0	0	0.0	0	0
9/20 @ Oak.	10	150	15.0	37	0	0	0	0.0	0	0
9/27 vs. Cin.	13	186	14.3	50t	2	0	0	0.0	0	0
10/1 @ Pit.	4	24	6.0	11	0	0	0	0.0	0	0
10/11 vs. Cle.	INACTIVE - BACK					--	--	--	--	--
10/18 @ SF	7	137	19.6	34t	1	0	0	0.0	0	0
10/26 @ Ari.	5	78	15.6	29	0	0	0	0.0	0	0
11/1 vs. SD	5	82	16.4	46	0	0	0	0.0	0	0
11/15 vs. Jax.	INJURED RESERVE - ACHILLES					--	--	--	--	--
11/22 vs. STL	INJURED RESERVE - ACHILLES					--	--	--	--	--
11/30 @ Cle.	INJURED RESERVE - ACHILLES					--	--	--	--	--
12/6 @ Mia.	INJURED RESERVE - ACHILLES					--	--	--	--	--
12/13 vs. Sea.	INJURED RESERVE - ACHILLES					--	--	--	--	--
12/20 vs. KC	INJURED RESERVE - ACHILLES					--	--	--	--	--
12/27 vs. Pit.	INJURED RESERVE - ACHILLES					--	--	--	--	--
1/3/16 @ Cin.	INJURED RESERVE - ACHILLES					--	--	--	--	--
Totals	46	670	14.6	50t	3	0	0	0.0	0	0

2015

GAME-BY-GAME RETURNS

Date/Opp.	KICKOFF RETURNS					PUNT RETURNS					
	No.	Yds.	Avg.	LG	TD	No.	FC	Yds.	Avg.	LG	TD
9/13 @ Den.	0	0	0.0	0	0	2	1	32	16.0	22	0
9/20 @ Oak.	0	0	0.0	0	0	0	0	0	0.0	0	0
9/27 vs. Cin.	0	0	0.0	0	0	0	0	0	0.0	0	0
10/1 @ Pit.	0	0	0.0	0	0	0	0	0	0.0	0	0
10/11 vs. Cle.	INACTIVE - BACK					--	--	--	--	--	--
10/18 @ SF	0	0	0.0	0	0	0	0	0	0.0	0	0
10/26 @ Ari.	0	0	0.0	0	0	0	0	0	0.0	0	0
11/1 vs. SD	0	0	0.0	0	0	0	0	0	0.0	0	0
11/15 vs. Jax.	INJURED RESERVE - ACHILLES					--	--	--	--	--	--
11/22 vs. STL	INJURED RESERVE - ACHILLES					--	--	--	--	--	--
11/30 @ Cle.	INJURED RESERVE - ACHILLES					--	--	--	--	--	--
12/6 @ Mia.	INJURED RESERVE - ACHILLES					--	--	--	--	--	--
12/13 vs. Sea.	INJURED RESERVE - ACHILLES					--	--	--	--	--	--
12/20 vs. KC	INJURED RESERVE - ACHILLES					--	--	--	--	--	--
12/27 vs. Pit.	INJURED RESERVE - ACHILLES					--	--	--	--	--	--
1/3/16 @ Cin.	INJURED RESERVE - ACHILLES					--	--	--	--	--	--
Totals	0	0	0.0	0	0	2	1	32	16.0	22	0

- Posted a season-high-tying 9 receptions for 165 yards, including a 15-yard TD catch, vs. Den. (12/14)
- Netted 5 receptions for 117 yards and 2 TDs (18 and a season-long 65-yarder) vs. Ari. (10/26)

2007: (CAROLINA PANTHERS – 15/15)

- Registered team highs in all receiving categories with 87 catches for 1,002 receiving yards and 7 TDs
- Posted a season-high 10 receptions for 136 yards, including a 65-yard TD, at Ari. (10/14)
- Recorded 8 catches for a season-high 153 yards and a career-high and team-record-tying 3 TDs vs. Hou. (9/16)
- Recorded 7 receptions for 118 yards, including a 68-yard TD catch, at STL (9/9)

2006: (CAROLINA PANTHERS – 14/14)

- Earned his third Pro Bowl nod (second as a WR), leading Carolina with 83 catches for 1,166 receiving yards and 9 total TDs (8 receiving and 1 rushing)
- Recorded 7 catches for 85 yards and a season-high 2 scores at NO (12/31)
- Posted 8 receptions for a season-high 189 yards, including a 72-yard TD catch, at Bal. (10/15)

2005: (CAROLINA PANTHERS – 16/16, 3/3)

- Earned his second Pro Bowl (first as a WR) and was named the AP Comeback Player of the Year after he led the NFL and established career and franchise records with 103 catches for 1,563 yards and 12 TDs (second-highest total in Carolina franchise history)...Served as team's primary punt returner and averaged 10.6 yards on 27 returns (long of 44)
- Posted a franchise record nine 100-yard receiving games
- Started all three postseason contests and established a then-NFL postseason record 27 receptions for 335 yards and 3 TDs...Had 4 rushing attempts for 38 yards and 1 TD and 3 PRs for 58 yards, including a 59-yard TD
- Posted a 12-catch, 218-yard and 2-TD receiving performance in the Divisional Playoff at Chi. (1/15/06)

- Secured 9 receptions for 131 yards (14.6 avg.), including a 42-yard TD grab, at Atl. (1/1/06)
- Recorded a career-high and franchise-record 14 receptions for 169 yards at Chi. (11/20)
- Totaled 11 receptions for a regular season career-high 201 yards and 1 TD vs. Min. (10/30)
- Posted 11 receptions for 170 yards and a career-high and franchise-record-tying 3 TDs at Mia. (9/25)

2004: (CAROLINA PANTHERS – 1/1)

- Started in the season opener and was inactive for the next five contests before being placed on Injured Reserve (broken leg) on 10/27
- Notched 6 catches for 60 yards before suffering a broken left fibula vs. GB (9/13)

2003: (CAROLINA PANTHERS – 16/11, 4/4)

- Led Panthers with 88 receptions (second-highest total of his career) for 1,110 yards and 7 TDs...Also recorded 44 PRs for 439 yards and 11 KORs for 309 yards in addition to rushing for 42 yards...His 1,900 combined yards marked his third-consecutive season with at least 1,900 combined yards and ranked as the third-highest total in team history
- Became the fifth player in team history to post a 1,000-yard receiving season...All three of Smith's 100-yard receiving games occurred consecutively, equaling the second-longest streak in team history (Muhsin Muhammad, 1999)
- Started all four postseason contests, totaling 18 catches for 404 yards (most since Jerry Rice, 409 yards, 1988) and 3 TDs, with a 70-yard long gain...Led the NFL in postseason receptions, receiving yards and scrimmage yards
- Registered 4 receptions for 80 yards and 1 TD (a 39-yarder that was the Panthers' first score) and had 1 KOR for 30 yards in Super Bowl XXXVIII vs. New England (2/1/04)
- Posted season highs in receptions (10), receiving yards (151) and long reception (67t) vs. Ten. (10/19)
- Had 6 catches for 103 yards and a 52-yard TD at Ind. (10/12)

89 STEVE SMITH SR.

2002: (CAROLINA PANTHERS – 15/13)

- Led the team with 872 receiving yards, ranked second with 54 receptions and posted 3 TD catches...His 16.1-yard per catch average was second in the NFC and sixth in the NFL among players with 50-or-more receptions
- Served as the primary returner, posting 55 PRs for 470 yards (8.5 avg.) and 2 TDs, including a career-long 87-yarder... Recorded 26 KORs for 571 yards (22.0 avg.)
- Named NFC Special Teams Player of the Week after generating a team-record 313 combined yards (3 PRs for 153 yards and 2 TDs, 1 KOR for 16 yards and 5 receptions for 144 yards and 1 TD) vs. Cin. (12/8)...Became the second player (Baltimore's Jermaine Lewis, 1997) in NFL history to record 2 PR-TDs and a TD reception in the same game
- Totaled 5 receptions for 116 yards, 5 PRs for 31 yards and 2 KORs for 39 yards at GB (9/29)

2001: (CAROLINA PANTHERS – 15/1)

- Earned his first Pro Bowl nod (as a returner) and was the only rookie elected to the Pro Bowl after posting 56 KORs for 1,431 yards (25.6 avg.) and 2 TDs...Also recorded 34 PRs for 364 yards (10.7 avg.) and 1 TD
- Was the only NFL player to return both a punt and kickoff for a TD and to produce 3 combined kick return TDs
- Had 10 catches for 154 yards and 4 carries for 43 yards
- Recorded 7 KORs for 252 yards (36.0 avg.), including a career-long 99-yard TD return, at STL (11/11)
- Totaled 217 yards, including 5 PRs for 102 yards (20.4 avg.) and 1 TD, 4 KORs for 104 yards (26.0 avg.) and 1 reception for 11 yards, vs. NO (10/14)
- Posted 3 KORs for 134 yards (44.7 avg.), including a 93-yard TD return, 3 PRs for 25 yards and 1 reception for 16 yards in his first NFL game at Min. (9/9)

— COLLEGE —

- Two-time All-Mountain West Conference selection at Utah, where he totaled 78 catches for 1,603 yards (20.6, school record) and 12 TDs...Posted 860 yards and 4 TDs (tied a school record) on 72 PRs and 505 yards on 23 KORs
- All-Mountain West Conference first-team selection at WR, posting 35 receptions for 743 yards (21.2 avg.) and 4 TDs as a senior in 2000...Also netted 43 PRs for 365 yards (8.5 avg.) and 1 TD, adding 17 KORs for 366 yards
- Earned second-team All-Western State Conference South (sophomore) and All-Conference honorable mention (freshman) recognition at Santa Monica Junior College, where he totaled 1,106 yards and 15 TDs on 83 receptions (13.3 avg.) and 262 yards and 1 TD on 8 KORs (32.8 avg.)

ACTIVE BESTS

WR Steve Smith Sr.'s 84 TDs (76 receiving, 2 rushing, 4 PR and 2 KOR) rank fourth among active players. Additionally, Smith Sr. has posted at least one reception in 129-consecutive games, the third-longest streak among active players entering the 2016 season.

TOTAL TOUCHDOWN LEADERS (Active NFL Players Entering 2016)

Rk.	Player (Team)	Total TDs
1.	Antonio Gates (SD)	104
2.	Adrian Peterson (Min.)	102
3.	Larry Fitzgerald (Ari.)	98
4.	Steve Smith Sr. (Bal.)	84

CONSECUTIVE GAMES W/ A CATCH (Active Streaks Entering 2016)

Rk.	Player (Team)	Total TDs
1.	Larry Fitzgerald (Ari.)	179
2.	Brandon Marshall (NYJ)	144
3.	Steve Smith Sr. (Bal.)	129
4.	Jason Witten (Dal.)	119

— HIGH SCHOOL —

- Prepped at University (Los Angeles, CA) HS, where he was an All-Metro League and All-California Interscholastic Federation selection at WR and DB in football
- Was also named an All-City high-hurdler, while excelling in triple jump and the 300-meter hurdles



NOTE THE QUOTE ON SMITH SR.

Former NFL CB Ronde Barber on defending WR Steve Smith Sr.:

"Megatron [Calvin Johnson] was impossible to cover. Randy Moss in his prime – nothing you can do. But to me, Steve Smith was the toughest guy I faced. When I played him, he was just like me. He chose to outwork everyone else out there every day."

89 STEVE SMITH SR.



BIG-PLAY AGENT 89

WR Steve Smith Sr. leads all active NFL passing targets with 135-career 25-plus-yard catches. Smith Sr. bodes well in that category since 1995, too, ranking fourth overall. With his 50-yard TD reception in 2015's Week 3 game vs. Cincy, Smith Sr. has 31-career catches of 50-or-more yards, second most (DeSean Jackson, 33) among active players. Of Smith Sr.'s 31 such catches, 19 have yielded TDs.

25-PLUS-YARD RECEPTIONS LEADERS

(Active WRs Entering 2016)			(NFL WRs / Since 1995)		
Rk.	Players	Rec.	Rk.	Players	Rec.
1.	Steve Smith Sr.	135	1.	Randy Moss	161
2.	Anquan Boldin	108	2.	Terrell Owens	158
	Andre Johnson	108	3.	Isaac Bruce	137
4.	Larry Fitzgerald	105	4.	Steve Smith Sr.	135
5.	DeSean Jackson	98	5.	Marvin Harrison	134

REGULAR SEASON

Year	Team	GP	GS	RECEIVING					RUSHING				
				No.	Yards	Avg.	LG	TD	No.	Yards	Avg.	LG	TD
2001	Carolina	15	1	10	154	15.4	33	0	4	43	10.8	39	0
2002	Carolina	15	13	54	*872	16.1	*69	3	1	-4	-4.0	-4	0
2003	Carolina	16	11	*88	*1,110	12.6	*67t	*7	11	42	3.8	14	0
2004	Carolina	1	1	6	60	10.0	15	0	0	0	0.0	0	0
2005	Carolina	16	16	^#*103	^#*1,563	15.2	*80t	#*12	4	25	6.3	20t	1
2006	Carolina	14	14	*83	*1,166	*14.0	*72t	*8	8	61	7.6	24t	1
2007	Carolina	15	15	*87	*1,002	11.5	*74t	*7	9	66	7.3	22	0
2008	Carolina	14	14	*78	*1,421	18.2	65t	*6	5	40	8.0	23	0
2009	Carolina	15	15	*65	*982	15.1	*66	*7	5	22	4.4	17	0
2010	Carolina	14	14	*46	*554	12.0	39	2	1	9	9.0	9	0
2011	Carolina	16	16	*79	*1,394	*17.6	77t	*7	6	56	9.3	23	0
2012	Carolina	16	16	*73	*1,174	16.1	66	4	3	27	9.0	15	0
2013	Carolina	15	15	64	745	11.6	44	4	0	0	0.0	0	0
2014	Baltimore	16	16	*79	*1,065	13.5	*80t	6	0	0	0.0	0	0
2015	Baltimore	7	7	46	670	*14.6	*50t	3	0	0	0.0	0	0
Totals		205	184	961	13,932	14.5	80t	76	57	387	6.8	39	2

* LED TEAM
LED NFL
^ PANTHERS FRANCHISE RECORD

CAREER SINGLE-GAME HIGHS (REGULAR SEASON)

RECEIVING	RUSHING
Receptions: 14 (11/20/05 at Chi.)	Carries: 2 8 times (last: 12/13/09 at NE)
Yardage: 201 (10/30/05 vs. Min.)	Long Gain: 39 (11/18/01 vs. SF)
Touchdowns: 3 2 times (last: 9/16/07 vs. Hou.)	Yardage: 39 (11/18/01 vs. SF)
	Touchdowns: 1 2 times (last: 10/29/06 vs. Dal.)

100-yard Receiving Games: 50 (last: 137 yards, 10/18/15 at SF)

REGULAR SEASON

Year	Team	GP	GS	KICKOFF RETURNS					PUNT RETURNS					
				No.	Yards	Avg.	LG	TD	No.	FC	Yards	Avg.	LG	TD
2001	Carolina	15	1	56	1,431	25.6	99t	2	34	10	364	10.7	70t	1
2002	Carolina	15	13	26	571	22.0	51	0	55	13	470	8.5	87t	2
2003	Carolina	16	11	11	309	28.1	42	0	44	14	439	10.0	53t	1
2004	Carolina	1	1	0	0	0.0	0	0	0	1	0	0.0	0	0
2005	Carolina	16	16	3	61	20.3	33	0	27	6	286	10.6	44	0
2006	Carolina	14	14	2	-1	-0.5	3	0	9	3	30	3.3	16	0
2007	Carolina	15	15	0	0	0.0	0	0	2	0	7	3.5	6	0
2008	Carolina	14	14	0	0	0.0	0	0	1	0	10	10.0	10	0
2010	Carolina	14	14	0	0	0.0	0	0	6	0	46	7.7	32	0
2015	Baltimore	7	7	0	0	0.0	0	0	2	1	32	16.0	22	0
Totals		205	184	98	2,371	24.2	99t	2	180	48	1,684	9.4	87t	4

POSTSEASON

Year	Team	GP	GS	RECEIVING					RUSHING				
				No.	Yards	Avg.	LG	TD	No.	Yards	Avg.	LG	TD
2003	Carolina	4	4	18	404	22.4	70	3	1	7	7.0	7	0
2005	Carolina	3	3	27	335	12.4	58t	3	4	38	9.5	22t	1
2008	Carolina	1	1	2	43	21.5	35	1	0	0	0.0	0	0
2013	Carolina	1	1	4	74	18.5	31t	1	0	0	0.0	0	0
2014	Baltimore	2	2	8	145	18.1	40	1	0	0	0.0	0	0
Totals		11	11	59	1,001	17.0	70t	9	5	45	9.0	22t	1

55

OUTSIDE LINEBACKER

6-3 | 265



TERRELL SUGGS

COLLEGE: ARIZONA STATE **HS:** HAMILTON (CHANDLER, AZ)

BORN: 10/11/82, MINNEAPOLIS, MN

EXP. (NFL/RAVENS): 14/14 **GP/GS (PLAYOFFS):** 182/166 (17/17)



2004, 2006, 2008,
2010-11 & 2013

— KEY TRANSACTIONS —

- Placed on Injured Reserve (Achilles) on 9/16/15
- Re-signed with the Ravens on 2/17/14
- Placed on PUP (Achilles) on 8/27/12
- Re-signed with the Ravens on 7/15/09
- Originally selected by Baltimore in the first round (10th overall) of the 2003 NFL Draft

— HONORS —

- NFL Defensive Player of the Year (2011)
- Six-time Pro Bowler (2004, 2006, 2008, 2010-11 and 2013)
- Pro Bowl first alternate (2014)
- *Pro Football Weekly* Defensive Player of the Year (2011)
- KC 101 Defensive Player of the Year (2011)
- AFC Defensive Player of the Month (December, 2011; November, 2010)
- AFC Defensive Player of the Week (Week 14, 2011; Week 12, 2011; Week 1, 2011; Week 7, 2008; Week 13, 2005)
- *Associated Press* Defensive Rookie of the Year (2003)
- *Associated Press* first-team All-Pro (2011)
- *Associated Press* second-team All-Pro (2008)
- Butkus Award (best LB) co-winner with Cowboys LB DeMarcus Ware (2011)
- Ed Block Courage Award Winner (2012)
- *Football Digest* second-team All-Pro (2006)
- *Pro Football Weekly* first-team All-NFL (2011)
- *The Sporting News* All-Pro Team (2011)
- Defensive Rookie of the Month (September, 2003)

— PERSONAL —

- Is a movie aficionado, with a TV, DVD player and sound system in his Ravens locker
- Owns an independent film company, "Team Sizzle Productions"
- Co-wrote and produced "When Beautiful People Do Ugly Things," a short film that was shot in Baltimore and was shown at the Cannes Film Festival in May 2011
- Also produced, "The Commitment," which was selected to Cannes in 2012
- He is also in pre-production on his third feature film, "Everything About You"
- Was one of 20 players selected to take part in the NFL's first-ever Hollywood Boot Camp, providing current and former players an opportunity to get a taste of the motion picture business (2012)

— CAREER HIGHLIGHTS —

- Ravens all-time leader in sacks (106.5), sack yards (-760) and FFs (29) and is second in FRs (13)...Also franchise leader in postseason sacks (12.5) and yards (-79)
- His 823 tackles (544 solo) are second to Ray Lewis (2,643) in Ravens franchise history
- His 106.5 career sacks and 760 sack yards each rank fourth among active NFL players
- Became the 31st NFL player to amass 100-career sacks and recorded his 800th-career tackle with 6 stops and 1 QB drop in the 34-27 victory at NO (11/24/14)
- One of three NFL players (DeMarcus Ware and Jared Allen) to post 10-plus sacks from 2010-14
- Posted a single-season franchise-record 7 FFs in 2011
- Owns 50 PD and 7 INTs (2 returned for TDs, both in 2008)
- Scored his first-career TD on a 44-yard INT return at Mia. (10/19/08)
- Recorded a career-high 102 tackles (62 solo) in 2008
- Tallied a franchise-rookie-record 12 sacks in 2003...Also tied an NFL rookie record (Santana Dotson) with a sack in each of his first four NFL games

— SEASON RECAPS —

2015: (BALTIMORE RAVENS – 1/1)

- Missed the year's final 15 games after suffering a season-ending injury (Achilles) in the season opener at Den. (9/13)
- Started for a defense that did not allow a TD and held the Broncos to just 175 passing yards before suffering a season-ending fourth-quarter injury (Achilles)

2014: (BALTIMORE RAVENS – 16/16, 2/2)

- Finished with 61 tackles (36 solo), adding 12 sacks (tied for the second-highest single-season total of his career) for a defense that ranked second in the league (tied with Philadelphia) with 49 sacks (Buffalo - 54)
- Teamed up with OLB Elvis Dumervil (17) to post the NFL's most sacks by a defensive duo (29)
- Started both postseason games and had 8 tackles, his first-career postseason INT and a half-sack for a defense that produced 7 sacks and allowed just 82 rushing yards
- Tallied 6 tackles and 1 INT (an incredible catch secured between his legs) for a defense that held the Steelers to 68 yards rushing and produced 5 sacks in the 30-17 victory in the Wild Card at Pit. (1/3/15)
- Produced 3 tackles, 1 sack, 1 PD and 1 FR in the 20-10 playoff-clinching victory vs. Cle. (12/28)

55 TERRELL SUGGS

RAVENS SACKS LEADER

OLB Terrell Suggs is the Ravens' all-time leader in sacks (106.5), sack yards (-760) and FFs (29) and is second in FRs (13). He is also the franchise leader in playoff sacks (12.5) and yards (-79).

RAVENS ALL-TIME SACKS (Career Leaders)

Rk.	Player (Years)	Sacks
1.	Terrell Suggs (2003-15)	106.5
2.	Peter Boulware (1997-2005)	70.0
3.	Michael McCrary (1997-2002)	51.0
4.	Ray Lewis (1996-2012)	41.5
5.	Adalius Thomas (2000-06)	38.5

- Registered 4 tackles and a team-leading 2.5 sacks (-18 yards) for a defense that posted a season-high 8 sacks in the 20-12 victory vs. Jax. (12/14)...Tied a franchise record with a sack in his fifth-consecutive game
- Became the 31st player in NFL history to amass 100-career sacks after producing 6 tackles (4 solo) and 1 QB drop (-6 yards) at NO (11/24)...Also recorded his 800th-career tackle
- Had 2 solo tackles, including 1 sack in the end zone – the Ravens first safety since 2008 – vs. Atl. (10/19)

2013: (BALTIMORE RAVENS – 16/16)

- Earned his sixth Pro Bowl invitation, leading the team with 10 sacks (fifth time in his career producing double-digit sacks)...Also had 80 tackles (47 solo) and 1 FR
- Netted 2 tackles (including his 500th-career solo stop) and 1 FR for a defense that allowed 3 points and held the Jets to 1-of-12 on third down in the 19-3 win vs. NYJ (11/24)
- Moved into second on the Ravens' all-time tackles list, passing Kelly Gregg (721) with 10 stops vs. GB (10/13)
- Recorded 5 solo tackles, including a career-high-tying 3 sacks (-15 yards), for a defense that allowed 22 rushing yards (fourth fewest by an opponent in franchise history) in the 26-23 win at Mia. (10/6)...With his sacks, Suggs tied a team record with at least 1 QB drop in five-straight games (Paul Kruger, 2012 and Adalius Thomas, 2005 and 2006)
- Led the team with a career-high 17 tackles (9 solo) and 1 sack for a defense that forced 3 turnovers at Buf. (9/29)
- Played in his 150th-career game and recorded 6 tackles (4 solo), including a sack, at Den. (9/5)

2012: (BALTIMORE RAVENS – 8/8, 4/4)

- Produced 22 tackles (17 solo), 2 sacks (-15 yards) and 4 PD...Missed eight games due to injury (including the first six of the season with an Achilles injury, one due to a biceps injury and another on a coach's decision to rest)
- Totaled 21 tackles (13 solo), 2 sacks (-8 yards), 1 PD and 1 FF for a defense that forced 10 turnovers in four playoff games en route to winning Super Bowl XLVII
- Finished second on the team with 10 solo tackles, 2 sacks (-8 yards), 1 PD and 1 FF in the 38-35 double-OT win in the Divisional Playoff at Den. (1/12/13)

- Posted 4 solo tackles, 1 sack and 1 PD at SD (11/25)
- Had 3 tackles and 2 PD in the 55-20 win vs. Oak. (11/11)
- Played in first game of the season after returning from an Achilles injury sustained during the offseason and recorded 4 tackles (3 solo), 1 sack and 1 PD at Hou. (10/21)
- Activated from the PUP list (Achilles) on 10/20
- Was placed on the Physically Unable to Perform list (Achilles) on 8/27 and missed the season's first six weeks

2011: (BALTIMORE RAVENS – 16/16, 2/2)

- Was named NFL Defensive Player of the Year and earned his fifth Pro Bowl nod after leading the AFC with a career-high 14 sacks (-91 yards) and recording a single-season franchise-record 7 FFs...Also had 70 tackles, 6 PD and a career-high-tying 2 INTs
- Helped lead the NFL's third-ranked defense (288.9 ypg), which was also second against the run (92.6 ypg) and No. 1 in the red zone
- Finished third on the team with 11 tackles and 1 PD for a team that forced 7 turnovers in two playoff games
- Earned AFC Defensive Player of the Month honors (Dec./Jan.) after producing 21 tackles, 4 sacks, 2 PD and 4 FFs, helping the Ravens to a 4-1 record to close out the season
- Posted 5 solo tackles, including a career-high-tying 3 sacks (-12 yards) and a career-high 3 FFs in the 24-10 victory vs. Ind. (12/11)...With 3 sacks, Suggs established a then-single-season career high with 13 sacks...Set a franchise single-game record with his 3 FFs, earning his third Defensive Player of the Week award in 2011
- Earned AFC Defensive Player of the Week after posting 1 FF and a career-high-tying 3 sacks (-20 yards), part of a team-record-tying 9 sacks, in the 16-6 win vs. SF (11/24)
- Led the team with 13 tackles, 1 sack and 2 QB hits (one of which led to a Ravens' INT) for a defense that recorded 6 sacks vs. Ari. (10/30)
- Recorded 3 tackles and 2 QB hits for a defense that forced 4 turnovers and tied an NFL record with 3 defensive TDs in the 34-17 victory vs. NYJ (10/2)
- Netted 4 solo tackles and 1 sack (part of 5 by the Ravens' defense) in the 37-7 victory at STL (9/25)
- Earned AFC Defensive Player of the Week honors after posting 5 solo tackles and a career-high-tying 3 sacks (-25 yards), becoming the Ravens' all-time sacks leader in the 35-7 victory vs. Pit. (9/11)...Also posted 2 FFs (both of which were recovered by the Ravens and led to scores) for a defense that forced a franchise-record 7 turnovers

2010: (BALTIMORE RAVENS – 16/16, 2/2)

- Earned his fourth Pro Bowl after recording 58 tackles (38 solo), a team-leading 11 sacks (-73 yards), 2 PD and 2 FFs
- Posted 10 tackles (9 solo), including a team-leading 5 sacks (-25 yards) and 1 FF for a defense that forced 7 turnovers in two postseason contests

55 TERRELL SUGGS

- Turned in a dominant performance, recording 6 tackles (5 solo), a franchise-record-tying 3 sacks (-18 yards) and 1 FF (that was recovered by the Ravens and returned for a TD) in the Divisional Playoff at Pit. (1/15/11)
- Earned AFC Defensive Player of the Month (November) after posting 14 tackles and 4 sacks in four games
- Recorded 4 tackles, including 2 sacks (-14 yards), his first multi-sack game since 9/20/09, at Atl. (11/11)
- Netted 2 tackles, including his 60th-career sack, in the 17-14 win at Pit. (10/3)

2009: (BALTIMORE RAVENS – 13/13, 2/2)

- Totaled 58 tackles (41 solo), 5 PD, 4.5 sacks (-33 yards), 1 FF and 1 FR for a defense that ranked second in the AFC and third in the NFL...Missed three games with a knee injury
- Started both playoff games and posted 10 tackles, 1 sack (-9 yards), 1 FF and 1 FR
- Netted 3 tackles, 1 sack, 1 FF and 1 FR as part of a defense that allowed just 64 yards rushing in the 33-14 win in the Wild Card at NE (1/10/10)...Ravens held QB Tom Brady to a 49.1 QB rating, while forcing 4 turnovers, including 3 INTs
- Had 3 tackles and 1 sack in the playoff-clinching 21-13 win at Oak. (1/3/10)
- Posted 3 tackles for a defense that tied a then-franchise record, forcing 6 turnovers and holding QB Jay Cutler to a Ravens' franchise-record-low 7.9 QB rating, in the 31-7 victory vs. Chi. (12/20)
- Played in his 100th game and posted 6 tackles, including 1 sack (-14 yards), 1 FF (on the sack, which was recovered by Dwan Edwards for a TD) and 1 PD at NE (10/4)

2008: (BALTIMORE RAVENS – 16/16, 3/3)

- Earned his third Pro Bowl after finishing with a career-high 102 tackles (62 solo), a team-leading 8 sacks (-69.5 yards), a career-high 11 PD, 2 FFs and 1 FR
- Tied his career high with 2 INTs, both returned for TDs (44 and 42 yards), for the NFL's second-ranked defense
- Ravens finished 2008 not allowing a 100-yard rusher in 35-consecutive games
- Posted 11 tackles (10 solo), 1 FR and a then-postseason career-high and team-leading 4 sacks (-35 yards) while starting all three playoff games
- Produced 2 sacks (-17 yards) despite playing with a significant shoulder injury and not practicing all week leading up to the AFC Championship at Pit. (1/18/09)
- Made 9 tackles, 2 QB hits, 2 PD and 1 INT (returned 42 yards for a TD), to seal a 10-point victory at Cle. (11/2)
- Recorded 9 tackles, including 2 TFL and 1 sack – the 50th sack of his career – in the 29-10 victory vs. Oak. (10/26)
- Earned AFC Defensive Player of the Week honors after posting 8 tackles (6 solo), 1 sack and 1 INT, which he returned 44 yards for his first-career TD, at Mia. (10/19)



NFL'S DOMINANT PASS RUSHERS

OLB Terrell Suggs missed 15 games of the 2015 campaign after suffering a season-ending injury (Achilles) in the season-opener at Den. (9/13/15). Entering 2016, Suggs still ranks fourth among active NFL players with 106.5-career sacks, just ahead of teammate OLB Elvis Dumervil (fifth, 96).

NFL CAREER SACKS LEADERS (Active Players Entering 2016)

Rk.	Player (Team)	Sacks	Yards
1.	Julius Peppers (GB)	136	826
2.	DeMarcus Ware (Den.)	134.5	861
3.	Robert Mathis (Ind.)	118	824.5
4.	Terrell Suggs (Bal.)	106.5	760
5.	Elvis Dumervil (Bal.)	96	613
	Mario Williams (Mia.)	96	551.5
7.	Trent Cole (Ind.)	88.5	687.5
8.	Tamba Hali (KC)	86	566.5
9.	James Harrison (Pit.)	76.5	479.5
10.	J.J. Watt (Hou.)	74.5	514

2007: (BALTIMORE RAVENS – 16/16)

- Finished with 95 tackles (51 solo), including a team-leading 5 sacks (-34 yards)...Also recorded 7 PD and 1 FF
- Tallied 14 tackles, 1 sack and 3 QB hits at Pit. (11/5)
- Helped hold the Jets to 2.6 yards per rush, posting 6 tackles and a career-high 3 PD, vs. NYJ (9/16)

2006: (BALTIMORE RAVENS – 16/15, 1/1)

- Named to his second Pro Bowl after posting 86 tackles, (63 solo)...Also tied for third on the team with 9.5 sacks (-64.5 yards), adding 7 PD, 3 FFs and 2 FRs
- Started and produced a then-postseason career-high 10 tackles and 1 FF while helping hold the Colts to 2.9 yards per rush in the Divisional Playoff vs. Ind. (1/13/07)
- Registered 13 tackles (10 solo), 1 sack, 1 FF and 1 FR, helping snap the Chiefs' 18-game December home winning streak in the 20-10 win at KC (12/10)

2005: (BALTIMORE RAVENS – 16/16)

- Finished with 86 tackles (65 solo), 8 sacks (-64.5 yards), 6 FFs, 1 FR, 3 PD and 2 INTs (returned for 38 yards)
- Shared the defensive game ball (Adalius Thomas), when he netted 6 tackles (5 solo) and a career-high 3 sacks (-24 yards) and 1 FF in the 16-15 win vs. Hou. (12/4)

2004: (BALTIMORE RAVENS – 16/16)

- Earned his first-career Pro Bowl after leading the team with 10.5 sacks (third in the AFC)...Also recorded 72 tackles, 1 PD, 2 FRs and 1 FF
- Posted 7 tackles, including 1 sack vs. Dal. (11/21)...Marked the 20th sack of his career in his 26th game, tying for the fourth-fastest in NFL history to the 20-sack milestone...Also had 1 FR, which led to a Ravens' TD two plays later

55 TERRELL SUGGS

2003: (BALTIMORE RAVENS – 16/1, 1/1)

- Finished fourth in the AFC and eighth in the NFL with a franchise rookie-record 12 sacks (-97 yards)...Also totaled 33 tackles (26 solo), 6 FFs, 4 FRs, 3 PD and 1 INT
- Became just the second Raven (Peter Boulware – 1997) to earn AP Defensive Rookie of the Year honors...Also earned Defensive Rookie of the Month (September)
- Posted 5 tackles, including 2 sacks (-9 yards), which established a new franchise rookie record with 12 sacks (Peter Boulware – 11.5 in 1997) at Cle. (12/21)
- Tied an NFL record (Santana Dotson – 1992) with a sack in each of the first four games of his career vs. KC (9/28)
- Was used mainly in passing situations at DE and recorded his third sack in as many games in the 24-10 win at SD (9/21)...Also pulled in his first-career INT
- Recorded his first-career NFL sack (-7 yards) in his first NFL game at Pit. (9/7)



— SUGGS' COMMUNITY IMPACT —

- Annually hosts the "Team Sizzle Worldwide Celebrity Weekend," a charitable event to benefit the William E. Proudford Sickle Cell Fund, inspired by a chance encounter with a teen who suffers from sickle cell anemia
- Supports his alma mater, Hamilton High School (AZ), and has provided uniforms, cleats and gloves to the football team
- Organizer of an AAU basketball team (Team Sizzle) that has competed in four championships and in 2014 won the under-13 Regional Championship with a 23-1 record



55 TERRELL SUGGS

2015

GAME-BY-GAME DEFENSE

RAVENS

Date/Opp.	TT	Solo	Asst.	Sacks	INT	PD	FF	FR
9/13 @ Den.	0	0	0	0-0	0-0	0	0	0
9/20 @ Oak.				INJURED RESERVE - ACHILLES				
9/27 vs. Cin.				INJURED RESERVE - ACHILLES				
10/1 @ Pit.				INJURED RESERVE - ACHILLES				
10/11 vs. Cle.				INJURED RESERVE - ACHILLES				
10/18 @ SF				INJURED RESERVE - ACHILLES				
10/26 @ Ari.				INJURED RESERVE - ACHILLES				
11/1 vs. SD				INJURED RESERVE - ACHILLES				
11/15 vs. Jax.				INJURED RESERVE - ACHILLES				
11/22 vs. STL				INJURED RESERVE - ACHILLES				
11/30 @ Cle.				INJURED RESERVE - ACHILLES				
12/6 @ Mia.				INJURED RESERVE - ACHILLES				
12/13 vs. Sea.				INJURED RESERVE - ACHILLES				
12/20 vs. KC				INJURED RESERVE - ACHILLES				
12/27 vs. Pit.				INJURED RESERVE - ACHILLES				
1/3/16 @ Cin.				INJURED RESERVE - ACHILLES				
Totals	0	0	0	0-0	0-0	0	0	0

— COLLEGE —

- Became one of the most dominant pass rushers in college football history during his three-year Arizona State career, playing in 36 games (34 starts) and amassing 163 tackles (109 solo), 44 sacks, 65.5 TFL, 14 FFs, 3 FRs, 2 INTs and 9 PD
- Consensus All-American and first-team All-Pac 10 Conference selection as a junior in 2002, recording 73 tackles (44 solo), 24 sacks (school, conference and NCAA single-season record) and 31.5 TFL (school and conference single-season record)...Received the Bronko Nagurski Award (nation's top defensive player), Lombardi Trophy (nation's top lineman), Morris Trophy (Pac-10's top lineman), Hendricks Award (nation's top DE), Pac-10 Defensive Player of the Year and team MVP honors

REGULAR SEASON

Year	Team	GP	GS	TACKLES			SACKS		INTERCEPTIONS					FUMBLES		
				TT	Solo	Asst.	No.	Yards	No.	Yards	LG	TD	PD	FF	FR	Yards
2003	Baltimore	16	1	33	26	7	*#12.0	*97.0	1	11	11	0	3	*6	4	7
2004	Baltimore	16	16	72	48	24	*10.5	*83.5	0	0	0	0	1	1	2	24
2005	Baltimore	16	16	86	65	21	8.0	64.5	2	38	38	0	3	*6	1	0
2006	Baltimore	16	15	86	63	23	9.5	64.5	0	0	0	0	7	3	2	0
2007	Baltimore	16	16	95	51	44	*5.0	34.0	0	0	0	0	7	1	0	0
2008	Baltimore	16	16	102	62	40	*8.0	*69.5	2	86	44t	2	11	2	1	0
2009	Baltimore	13	13	58	41	17	4.5	33.0	0	0	0	0	5	1	1	0
2010	Baltimore	16	16	58	38	20	*11.0	*73.0	0	0	0	0	2	2	0	0
2011	Baltimore	16	16	70	50	20	*14.0	*91.0	2	9	9	0	6	**^7	0	0
2012	Baltimore	8	8	22	17	5	2.0	15.0	0	0	0	0	4	0	0	0
2013	Baltimore	16	16	80	47	33	*10.0	48.0	0	0	0	0	0	0	1	0
2014	Baltimore	16	16	61	36	25	12.0	87.0	0	0	0	0	1	0	1	0
2015	Baltimore	1	1	0	0	0	0.0	0.0	0	0	0	0	0	0	0	0
Totals		182	166	823	544	279	^106.5	^760.0	7	144	44t	2	50	^29	13	31

*LED TEAM

**LED NFL

#ROOKIE FRANCHISE RECORD

^RAVENS FRANCHISE RECORD

CAREER SINGLE-GAME HIGHS (REGULAR SEASON)

Total Tackles:

17 (9/29/13 at Buf.)

Solo Tackles:

10 (12/10/06 at KC)

Sacks:

3 5 times (last: 10/6/13 at Mia.)

INTs:

1 7 times (last: 11/6/11 at Pit.)

Passes Defensed:

3 (9/16/07 vs. NYJ)

Forced Fumbles:

3 (12/11/11 vs. Ind.)

Fumble Recoveries:

1 13 times (last: 12/28/14 vs. Cle.)

POSTSEASON

Year	Team	GP	GS	TACKLES			SACKS		INTERCEPTIONS					FUMBLES			
				TT	Solo	Asst.	No.	Yards	No.	Yards	LG	TD	PD	FF	FR	Yards	
2003	Baltimore	1	1	2	1	1	0.0	0.0	0	0	0	0	0	0	0	0	0
2006	Baltimore	1	1	10	9	1	0.0	0.0	0	0	0	0	0	1	0	0	
2008	Baltimore	3	3	11	10	1	4.0	35.0	0	0	0	0	0	0	1	0	
2009	Baltimore	2	2	10	7	3	1.0	9.0	0	0	0	0	0	1	1	0	
2010	Baltimore	2	2	10	9	1	5.0	25.0	0	0	0	0	0	1	0	0	
2011	Baltimore	2	2	11	7	4	0.0	0.0	0	0	0	0	1	0	0	0	
2012	Baltimore	4	4	21	13	8	2.0	8.0	0	0	0	0	1	1	0	0	
2014	Baltimore	2	2	8	3	5	0.5	2.0	1	3	3	0	1	0	0	0	
Totals		17	17	83	59	24	12.5	79.0	1	3	3	0	3	4	2	0	



SIZZLE FAST FACTS

- The Ravens are 62-25 all time when OLB Terrell Suggs records at least a half-sack. Baltimore is 15-1 when he tallies 2-or-more sacks and 5-0 when he posts 3 sacks.
- Suggs had 12 sacks in 2014, 1 of which produced a safety in the Week 7 win over Atlanta. Suggs' safety was the eighth in franchise history and first since 2008.

34

RUNNING BACK
6-0 | 225



LORENZO TALIAFERRO

COLLEGE: COASTAL CAROLINA **HS:** BRUTON (WILLIAMSBURG, VA)
BORN: 12/23/91, YORKTOWN, VA
EXP. (NFL/RAVENS): 3/3 **GP/GS (PLAYOFFS):** 16/0 (0/0)



— KEY TRANSACTIONS —

- Placed on Injured Reserve (foot) on 10/14/15
- Placed on Injured Reserve (foot) on 12/16/14
- Originally selected by the Ravens in the fourth round (138th overall) of the 2014 NFL Draft

— CAREER HIGHLIGHTS —

- Recorded his first-career carries, finishing with a game-high 18 rushes for 91 yards (5.1 avg.) and his first-career TD, as a rookie in the 23-21 victory at Cle. (9/21/14)

— PERSONAL —

- Models his game after Walter Payton and enjoys watching video of the Hall of Famer player

— SEASON RECAPS —

2015: (BALTIMORE RAVENS – 3/3)

- Competed in three games, posting 13 carries for 47 yards (3.6 avg.) and 1 TD and 5 receptions for 29 yards (5.8 avg.), before being placed on Injured Reserve (foot) on 10/14
- Recorded 13 rushing yards on 3 carries for an offense that scored 16 unanswered points and produced 191 rushing yards in the 23-20 come-from-behind, OT win at Pit. (10/1)
- Subbed and totaled 34 yards and 1 TD on 7 carries (4.9 avg.) for an offense that gained the sixth-most net yards (493) in franchise history at Oak. (9/20)

2014: (BALTIMORE RAVENS – 13/0, 0/0)

- Rushed 68 times for 292 yards and 4 TDs, adding 8 receptions for 114 yards...Placed on Injured Reserve (foot) on 12/16
- Rushed 7 times for 35 yards (5.0 avg.) before leaving the game with a foot injury at Mia. (12/7)
- Posted 2 carries for 29 yards and his first-career receptions (2 for 18 yards) for an offense that gained 475 yards and scored 6 TDs in the 48-17 win at TB (10/12)

- Carried the ball a game-high 15 times for 58 yards and 1 TD for an offense that posted 454 total yards and 5 TDs in the 38-10 victory vs. Car. (9/28)
- Recorded his first-career carries, finishing with a game-high 18 rushes for 91 yards (5.1 avg.) and his first-career TD in the 23-21 victory at Cle. (9/21)

— COLLEGE —

- Finished his two-year Coastal Carolina career with 356 rushing attempts for 2,086 yards (5.9 avg.) and 32 TDs
- Named Big South Offensive Player of the Year and earned first-team All-Conference honors after rushing 276 times for 1,729 yards (6.3 avg.) and 27 TDs as a senior in 2013
- Added 23 receptions for 153 yards and 2 TDs in 2013... Broke several single-season school records and set the conference standard in carries (276), rushing TDs (27), points scored (174), 3-plus TD games (5) and total TDs (29)
- Totaled 524 yards and 4 TDs on 95 carries and 579 yards and 1 TD on 21 KORs, adding 191 receiving yards and 5 TD catches, in two years at Lackawanna (PA) College... Earned All-Northeast Football Conference second team and Lackawanna Offensive MVP honors in 2011
- Majored in general studies at Coastal Carolina

— HIGH SCHOOL —

- Prepped at Bruton (Williamsburg, VA) HS, where he was a two-sport athlete in football and basketball
- Earned Group AA All-State second-team honors from the *Associated Press* and first-team All-State accolades from the Virginia High School Coaches Association... Appeared in the VHSCA All-Star game and received the Bay Rivers Region Offensive Player of the Year recognition
- Rushed for 1,678 yards and 21 TDs, helping lead the Panthers to the Region I/Division III title and a berth in the state championship game

— TALIAFERRO'S COMMUNITY IMPACT —

- Spoke to students about uniting as a community and offered encouragement at Excel Academy of Francis M. Wood High School (2015)



DID YOU KNOW?

- Under head coach John Harbaugh (since 2008), the Ravens have averaged the NFL's 11th-most rushing yards per game (118.2).
- From 2008-15, the Ravens' 116 rushing touchdowns rank sixth in the NFL, while their 3,704 rushing attempts stand No. 5.

34 LORENZO TALIAFERRO

2015

GAME-BY-GAME OFFENSE

Date/Opp.	RUSHING					RECEIVING				
	No.	Yds.	Avg.	LG	TD	No.	Yds.	Avg.	LG	TD
9/13 @ Den.	INACTIVE - KNEE									
9/20 @ Oak.	7	34	4.9	7t	1	3	12	4.0	6	0
9/27 vs. Cin.	3	0	0.0	1	0	1	6	6.0	6	0
10/1 @ Pit.	3	13	4.3	5	0	1	11	11.0	11	0
10/11 vs. Cle.	INACTIVE - FOOT									
10/18 @ SF	INJURED RESERVE - FOOT									
10/26 @ Ari.	INJURED RESERVE - FOOT									
11/1 vs. SD	INJURED RESERVE - FOOT									
11/15 vs. Jax.	INJURED RESERVE - FOOT									
11/22 vs. STL	INJURED RESERVE - FOOT									
11/30 @ Cle.	INJURED RESERVE - FOOT									
12/6 @ Mia.	INJURED RESERVE - FOOT									
12/13 vs. Sea.	INJURED RESERVE - FOOT									
12/20 vs. KC	INJURED RESERVE - FOOT									
12/27 vs. Pit.	INJURED RESERVE - FOOT									
1/3/16 @ Cin.	INJURED RESERVE - FOOT									
Totals	13	47	3.6	7t	1	5	29	5.8	11	0

LIMITING MISTAKES

The Ravens committed just 16 turnovers in their 2012 Super Bowl-winning campaign, producing a franchise single-season low. In team history, Baltimore's fewest penalties committed occurred during the 2001 season.

FEWEST PENALTIES (Ravens History)

Year	Penalties
2001	89
2010	90
2011	92
1996/2004	94

FEWEST TURNOVERS (Ravens History)

Year	Turnovers
2012	16
2014	20
2010	20
2008	21

2015 Note: Turnovers and penalties hurt the Ravens in 2015. Baltimore had 28 TOs (tied w/ Jax., Pit. & TB for the NFL's eighth most) and 122 penalties (the league's sixth most, tied with Rams).



REGULAR SEASON

Year	Team	GP	GS	RUSHING					RECEIVING				
				No.	Yards	Avg.	LG	TD	No.	Yards	Avg.	LG	TD
2014	Baltimore	13	0	68	292	4.3	31	4	8	114	14.3	29	0
2015	Baltimore	3	0	13	47	3.6	7t	1	5	29	5.8	11	0
Totals		16	0	81	339	4.2	31	5	13	143	11.0	29	0

SPECIAL TEAMS TACKLES (4): 2014 (4); 2015 (1)

CAREER SINGLE-GAME HIGHS (REGULAR SEASON)

RUSHING

Carries: 18 (9/21/14 at Cle.)
Yardage: 91 (9/21/14 at Cle.)
Long Gain: 31 (9/21/14 at Cle.)
Touchdowns: 2 (10/26/14 at Cin.)

RECEIVING

Receptions: 3 2 times (last: 9/20/15 at Oak.)
Yardage: 42 (10/26/14 at Cin.)
Long Gain: 29 (10/26/14 at Cin.)
Touchdowns: None

POSTSEASON

Year	Team	GP	GS	RUSHING					RECEIVING				
				No.	Yards	Avg.	LG	TD	No.	Yards	Avg.	LG	TD
2014	Baltimore	--	--	INJURED RESERVE - FOOT					--	--	--	--	--
Totals		0	0	0	0	0.0	0	0	0	0	0.0	0	0

9

KICKER
6-1 | 180



JUSTIN TUCKER

COLLEGE: TEXAS HS: WESTLAKE (AUSTIN, TX)

BORN: 11/21/89, HOUSTON, TX

EXP. (NFL/RAVENS): 5/5 GP/GS (PLAYOFFS): 64/0 (6/0)



PRO BOWL
2013

— CAREER HIGHLIGHTS —

- Entering 2016, is the second-most accurate kicker in NFL history at 87.8%, connecting on 130 of 148 attempts
- Fastest kicker in NFL history to make 100 FGs (50 games) and to reach the 500-point milestone (60 games), overtaking Hall of Famer Jan Stenerud (61 games)
- Second-fastest kicker in NFL history to reach the 400-point milestone (48 games)...Hall of Famer Jan Stenerud accomplished the feat in 47 games
- His six-career AFC Special Teams Player of the Week Awards tie Matt Stover for the most in franchise history
- His 130 FGs made and 529 points both rank second only to Stephen Gostkowski (135 & 618) since 2012
- Owns 10-career game-winning FGs (9 regular season and 1 playoff), connecting on 6 of those in road games
- Established single-season franchise records with 38 FGs made and 140 points in 2013...Made 33-straight FGs in 2013, ranking as the fifth-longest streak in NFL history
- His 90.9% FG success rate in 2012 is the second best by a rookie kicker in NFL history (Blair Walsh, 92.1% in 2012)
- Kicked a franchise-record 61-yard game-winning FG as part of a franchise-record 6 FGs (29, 24, 32, 49, 53 and 61) in the 18-16 victory at Det. (12/16/13), becoming the only kicker in NFL history to kick FGs from the 20-, 30-, 40-, 50- and 60-yard ranges in a single game
- Earned AFC Special Teams Player of the Month honors in November 2014 after scoring 33 points, connecting on all 7 FGAs (46, 31, 55, 33, 21, 29 and 31) and 12 PATs in four games...Posted 17 TBs on 23 kickoffs (73.9 percent), the second-highest percent in the AFC for November
- Named AFC Special Teams Player of the Month in November 2013 after connecting on all 14 FGAs and 7 PATs, totaling 49 points in five games
- Connected on his first postseason game-winning FG (a 47-yarder) in the 38-35 double-overtime victory in the Divisional game at Den. (1/12/13)
- Connected on a franchise-record 7 PATs in the 55-20 victory vs. Oak. (11/11/12)
- Kicked a single-season franchise-record 42 PATs in both 2012 and 2014
- Became the Ravens' single-season leader in FGs made of 50-or-more yards (4) as a rookie in 2012...Is the first rookie in NFL history to make 2 50-plus-yard FGs in two games (Greg Zuerlein became the second on 12/12/12)
- Set a rookie-franchise-record with 132 points in 2012
- One of only two rookie free agents (Deonte Thompson) to make the Ravens' 53-man opening-day roster (2012)

— KEY TRANSACTIONS —

- Signed his franchise tag tender with Baltimore on 4/23/15
- Originally signed with the Ravens as a RFA on 5/29/12

— HONORS —

- Pro Bowler (2013)
- *Associated Press* first-team All-Pro (2013)
- PFWA first-team All-Pro (2013)
- AFC Special Teams Player of the Month (November, 2014; November, 2013)
- AFC Special Teams Player of the Week (Week 8, 2015; Week 4, 2015; Week 3, 2014; Week 15, 2013; Week 12, 2013; Week 10, 2013)
- GMC "Never Say Never" Moment (Week 15, 2013)
- *USA Today* All-Joe Team (players who are critical to their team, but don't receive Pro Bowl nods) in 2012

— PERSONAL —

- He and wife, Amanda, have a newborn son, Easton
- Can sing opera in seven different languages: English, Spanish, French, German, Italian, Latin and Russian
- Sang "Ave Maria" at the Catholic Charities Christmas Festival at the Basilica in Baltimore (2015)
- Via Twitter, regularly invites young fans to Baltimore's Patterson Park to shag balls while he practices kicking
- Lists K Adam Vinatieri as a player he admires greatly
- Likes to do impressions of celebrities such as George W. Bush, Matthew McConaughey, Christopher Walken and former teammate Ray Lewis
- Pre-game ritual is to lay out his entire uniform (helmet to cleats) on the floor in front of his locker, just as childhood football hero Deion Sanders did

— SEASON RECAPS —

2015: (BALTIMORE RAVENS – 16/0)

- Converted 33 of 40 FGAs and all 29 PATs (128 total points), becoming the fastest kicker in NFL history to score 500 points (60 games) in a career
- Made 50- and 37-yard FGs in the 20-17 victory vs. Pit. (12/27)
- Connected on 2 FGAs (38 and 31 yards) and 1 PAT to become the fastest kicker in NFL history to score 500 points (60 games) at Mia. (12/6)
- Converted his 10th-career game-winning FG from 47 yards in the 16-13 victory vs. STL (11/22)
- Named AFC Special Teams Player of the Week for the sixth time in his career after connecting on 5 FGs, including a 39-yard game-winner, in the 29-26 victory vs. SD (11/1)

9 JUSTIN TUCKER

- Earned his fifth-career AFC Special Teams Player of the Week award after scoring the game's final 10 points, including the game-tying and game-winning FGs, in the 23-20 come-from-behind, OT victory at Pit. (10/1)...Kicked a game-winning FG (52-yarder) to seal the victory...His 52-yard game-winner is the longest FG by an opponent at Heinz Field and ties (Jeff Reed, 2010) for longest overall
- Became the fastest kicker in NFL history to make 100 FGs, doing so in his 50th career contest, after connecting from 22, 21, 37 and 21 yards at Oak. (9/20)

2014: (BALTIMORE RAVENS – 16/0, 2/0)

- Connected on 29 of 34 FGAs and all 42 PATs for 129 points... Also, by scoring his 401st point in the season finale, Tucker became the second-fastest kicker in NFL history to reach the 400-point milestone, doing so in his 48th NFL game (Hall of Famer Jan Stenerud, 47 games)
- Connected on all 4 FGAs (28, 45, 52 and 25) and was true on all 7 PATs, totaling 19 points in two postseason contests
- Earned AFC Special Teams Player of the Month (November) after scoring 33 points, connecting on all 7 FGAs and 12 PATs in four games...Also posted 17 TBs on 23 kickoffs (73.9 percent), the second-highest percentage in the AFC
- Produced 15 points, connecting on all 4 FGAs and all 3 PATs (his 100th-consecutive PAT) vs. SD (11/30)
- Connected on all 6 PATs and 2 of 3 FGAs (46, 49 and his 64-yard attempt was blocked) in the 48-17 win at TB (10/12)
- Earned AFC Special Teams Player of the Week honors after connecting on a 32-yard game-winner as time expired in the 23-21 victory at Cle. (9/21)...Finished with 11 points on 3 FGAs and 2 PATs...Passed K Billy Cundiff (294) for second place on the Ravens' career scoring list with 301
- Contributed 14 points, connecting on all 4 FGAs and both PATs in the 26-6 victory vs. Pit. (9/11)

2013: (BALTIMORE RAVENS – 16/0)

- Earned his first-career Pro Bowl nod after posting a franchise-record 140 points, including a franchise-record 38 FGM (on 41 attempts) and the second-highest FG percentage in Ravens history (92.7)...Made an impressive 33-consecutive FGs, the fifth-longest streak in NFL history
- Kicked a franchise-record 61-yard game-winning FG, as part of a franchise-record 6 FGMs (29, 24, 32, 49, 53, 61), in the 18-16 victory at Det. (12/16), becoming the only kicker in NFL history to kick FGs from 20-, 30-, 40-, 50- and 60-yard range in a single game
- Earned Special Teams Player of the Week and GMC "Never Say Never" Moment of the Week honors after kicking a franchise-record 61-yard game-winning FG, as part of a franchise-record 6 FGMs (29, 24, 32, 49, 53, 61) in the 18-16 victory at Det. (12/16)
- Made all 5 FGAs (16 points) in the 22-20 win vs. Pit. (11/28)
- Named AFC Special Teams Player of the Month (November) after making all 14 FGAs and 7 PATs (49 points) in five games

AN ALL-TIME GREAT

K Justin Tucker is the NFL's second-most accurate kicker of all time. He has hit on 130 of 148 FGAs to produce an 87.8% success rate. In 2015's Week 4 battle at Pittsburgh, "Tuck" made a 52-yard game-winning boot in OT, tying (Jeff Reed, 2010) for the longest FG in Heinz Field history (ongest by an opponent). Tucker also hit a 39-yard game-winner in Week 8 vs. SD, going 5-of-5 on the day.

BEST CAREER FIELD GOAL PERCENTAGE (NFL History / Min. 100 Att.)

Rk.	Team	FGM-FGA	Pct.
1.	Dan Bailey	144-159	90.6
2.	Justin Tucker	130-148	87.8
3.	Stephen Gostkowski	276-316	87.3
4.	Steven Hauschka	158-182	86.8
5.	Mike Vanderjagt	230-266	86.5

- Named AFC Special Teams Player of the Week for the second time in three weeks, scoring 13 points by hitting all 4 FGAs and 1 PAT in the 19-3 win vs. NYJ (11/24)
- Earned AFC Special Teams Player of the Week honors after kicking his fifth-career game-winning FG (a 46-yarder in OT), as well as another FG in regulation (36 yards) and 2 PATs in the 20-17 win vs. Cin. (11/10)
- Totaled 14 points after connecting on 4 FGAs and both PATs in the 26-23 victory at Mia. (10/6)...His 44-yard FG with 1:42 remaining sealed the victory

2012: (BALTIMORE RAVENS – 16/0, 4/0)

- Named to *USA Today's* All-Joe Team, finishing with 132 points (rookie franchise record)...Connected on 90.9% of his FGAs (30 of 33), the second-best mark in franchise history and second best by a rookie kicker in NFL history
- Hit all 42 of his PATs, establishing a Ravens' single-season franchise record
- Became the Ravens' single-season leader of 50-plus-yard FGs made (4, broken with 6 in 2013)...Became the first rookie in NFL history to make 2 50-plus-yard FGs in two games
- One of only two rookie free agents (Deonte Thompson) to make the Ravens' 53-man opening-day roster
- Posted 28 points (4 FGs and 16 PATs), helping the Ravens score 124 points in four playoff games en route to winning Super Bowl XLVII
- Nailed the game-winning 47-yard FG in double-OT and connected on all 5 PATs in the 38-35 victory in the Divisional Playoff at Den. (1/12/13)
- Connected on all 4 PATs and both FGAs, including a 38-yarder with 5:38 remaining in the fourth quarter to extend the Ravens' lead to 34-29, in the 34-31 victory in Super Bowl XLVII vs. SF (2/3/13)
- Kicked a game-winning FG (38-yarder) with 1:07 remaining in the 16-13 OT victory at SD (11/25)...Was 3-of-3 on FGAs (including a game-tying 38-yarder as time expired in regulation to tie the game)

9 JUSTIN TUCKER

- Posted 13 points, while connecting on a franchise-record 7 PATs and both FGAs, as part of a team-record 55-point output vs. Oak. (11/11)
- Made both FGAs (51 and 54 yards) and 1 PAT at Hou. (10/21)
- Connected on all 3 FGAs (28, 26 and 39) in the 9-6 victory over the Chiefs at KC (10/7)...Also posted his first-career special teams tackle against the Chiefs
- Kicked his first game-winning FG (a 27-yarder as time expired) in the 31-30 victory vs. NE (9/23)
- Was true on all 3 FGAs, including a 56-yarder, and 2 PATs at Phi. (9/16)...The 56-yard FG tied a then-team record (Wade Richey)...Became the first rookie in NFL history to make 3 FGs of 48 yards or more in a single game
- Played in his first-career NFL game and connected on all 5 PATs and 3 FGAs vs. Cin. (9/10)
- Saw action in all 13 games as a senior in 2011, making 17 of 21 FGAs (81.0%), including a 52-yard long...Earned second-team All-Big 12 honors by the *Associated Press* and one of UT's Frank Denius Most Valuable Special Teams Player Awards...Averaged 64.5 yards per kickoff with 12 TBs, adding 63 punts for 2,471 yards (39.2 avg.)...Connected on the game-winning FG at in-state rival Texas A&M, earning Big 12 Special Teams Player of the Week honors
- Handled kickoff and punting duties as a sophomore in 2009 for the 13-1 Longhorns, who earned a spot in the BCS National Championship game...Kicked off 99 times for an average of 62.3 yards per kick, adding 14 TBs
- Majored in music at Texas

— COLLEGE —

- Kicked in a variety of roles during his four seasons at Texas, handling kickoff duties in 52 games and placekicking in 25 contests...Posted 190-career points by hitting 40 of 48 FGAs (83.3%, third in UT history) and all 71 PATs...Also a rugby-style punter, registering 155 punts for 6,283 yards (40.5 avg.)

— HIGH SCHOOL —

- Prepped at Westlake (Austin, TX) HS, where he was a three-year letterman, also playing CB, WR and safety... Connected on 30 of 44 FGs and 155 of 162 PATs, ranking as ESPN's No. 3 placekicker in the nation
- Earned third-team 5A All-State by the Texas Sports Writers Association and first-team All-District as a senior...Added 8 receptions for 185 yards and 2 TDs as a receiver

— TUCKER'S COMMUNITY IMPACT —

- Participated in the Ravens 11th annual Holiday Helpers event at Target to shop for holiday gifts with Baltimore youth in need (2015)
- Performed "Ave Maria" at the Catholic Charities Christmas Festival that benefitted Gallagher Services, which supports adults with intellectual and developmental disabilities (2015)
- Attended TEAM CASA, the official charity team of the Maryland CASA Association, a fundraising event for the Baltimore Running Festival (2015)
- Supported fellow Raven O.J. Brigance in the Brigance Brigade Zumbathon for ALS at the Downtown Merritt Athletic Club and joined teammate Lardarius Webb at his annual Thanksgiving food distribution at Webster Kendrick Boys and Girls Club (2015)
- Annually supports the Ravens' community efforts...Volunteered with teammates and Ravens staff to support Habitat for Humanity of the Chesapeake in the building of 18 brand new rowhomes, three of which were funded by the Ravens Foundation, Inc., in the Washington Village neighborhood of Baltimore (2013)... Presented keys for those three rowhomes to new homeowners in an unveiling ceremony (2014)
- Represented the Ravens at ribbon-cutting ceremonies for the City Springs Community Athletic Complex (2014) and Patterson Park's Youth Sports and Education Center (2013)
- Served as a host for the annual Goodwill Gridiron Halloween Party, a fundraiser with proceeds benefitting Goodwill Industries of the Chesapeake (2014-15)
- Joined Healthy Harbor Baltimore in bringing awareness to GamePlanEarth, a week of environmental initiatives established and led by the Ravens to help better the Baltimore community (2014)
- Supports team holiday events such as the annual Union Memorial Hospital visit (2014) and the annual coat distribution to homeless men at the Helping Up Mission (2013-14)
- Served a Thanksgiving-themed meal and read stories to children at Paul's Place homeless shelter (2014)
- Joined former Ravens kicker Matt Stover for a holiday reading at Kennedy Krieger's annual Festival of Trees (2014)
- Participated in events that promote PLAY 60, the NFL movement for an active generation...including the Hispanic Heritage Football Clinic (2012), the Hometown Huddle Ravens' TEAM Challenge (2012-13) and Fuel Up to PLAY 60 Rewards Assembly (2014)

9 JUSTIN TUCKER

TUCK IS ON POINT

K Justin Tucker's 130 FGs made and 529 points both rank second only to K Stephen Gostkowski (135 & 618) since entering the league in 2012. Impressively, "Tuck" made 33-straight FGs in 2013, ranking as the fifth-longest streak in NFL history.

MOST FIELD GOALS MADE (2012-15)

Rk.	Player (Team)	FGM
1.	Stephen Gostkowski (NE)	135
2.	Justin Tucker (Bal.)	130
3.	Blair Walsh (Min.)	121
4.	Steven Hauschka (Sea.)	117
5.	Adam Vinatieri (Ind.)	116

MOST NFL POINTS (2012-15)

Rk.	Player (Team)	Points
1.	Stephen Gostkowski (NE)	618
2.	Justin Tucker (Bal.)	529
3.	Steven Hauschka (Sea.)	522
4.	Blair Walsh (Min.)	504
5.	Two Players	501

CONSECUTIVE FGM (All-Time NFL Streaks)

Rk.	Kicker (Years)	FGM
1.	Mike Vanderjagt (2002-04)	42
2.	Gary Anderson (1997-98)	40
3.	Matt Stover (2005-06)	36
4.	Adam Vinatieri (2013-14)	35
5.	Justin Tucker (2013)	33

REGULAR SEASON

Year	Team	GP	FIELD GOALS				POINT AFTER TOUCHDOWNS			
			FG Made-Att.	Percent	LG	BLK	PAT Made-Att.	Percent	BLK	Points
2012	Baltimore	16	30-33	90.9	56	0	42-42	100.0	0	132
2013	Baltimore	16	38-41	92.7	61	0	26-26	100.0	0	140
2014	Baltimore	16	29-34	85.3	55	1	42-42	100.0	0	129
2015	Baltimore	16	33-40	82.5	52	0	29-29	100.0	0	128
Totals		64	130-148	87.8	61	1	139-139	100.0	0	529

SPECIAL TEAMS TACKLES (2); 2012 (1); 2015 (1)

CAREER SINGLE-GAME HIGHS (REGULAR SEASON)

SCORING:

Most Points Scored: 18 (12/16/13 at Det.)

PATs:

Number Attempted: 7 (11/11/12 vs. Oak.)

Number Made: 7 (11/11/12 vs. Oak.)

Consecutive PATs Made: 139 (9/10/12-present)

FIELD GOALS:

Number Attempted: 6 (12/16/13 at Det.)

Number Made: 6 (12/16/13 at Det.)

Longest Attempted: 64 (10/12/14 at TB)

Longest Made: 61 (12/16/13 at Det.)

POSTSEASON

Year	Team	GP	FIELD GOALS				POINT AFTER TOUCHDOWNS			
			FG Made-Att.	Percent	LG	BLK	PAT Made-Att.	Percent	BLK	Points
2012	Baltimore	4	4-4	100.0	47	0	16-16	100.0	0	28
2014	Baltimore	2	4-4	100.0	52	0	7-7	100.0	0	19
Totals		6	8-8	100.0	52	0	23-23	100.0	0	47

REGULAR SEASON

Year	Team	1-19	20-29	30-39	40-49	50+	Total	Percent
2012	Baltimore	0-0	8-8	8-8	10-13	4-4	30-33	90.9
2013	Baltimore	0-0	10-10	12-13	10-11	6-7	38-41	92.7
2014	Baltimore	0-0	10-10	11-11	4-4	4-9	29-34	85.3
2015	Baltimore	0-0	10-10	9-9	10-11	4-10	33-40	82.5
Totals		0-0	38-38	40-41	34-39	18-30	130-148	87.8
Percent		0.0	100.0	97.6	87.2	60.0	87.8	

(playoff games in gold)

2012 GAME-BY-GAME: (46, 40, 39); (56, 51, 48); (27); (45, 47WR); (28, 26, 39); (38); (51, 54); (43); (48, 34); (26, 41WR, 39); (43, 38, 38); (45, 23); (0); (45); (23, 21, 30, 29); (45WL, 49); (23); (47); (0); (19, 38)

2013 GAME-BY-GAME: (25, 30); (50WR, 44WR); (28, 45, 43); (35, 24); (42, 50, 25, 44); (23); (46, 38, 32); (51); (36, 46); (52, 21); (30, 26, 33, 53); (43, 34, 38, 45, 48); (0); (29, 24, 32, 49, 53, 61); (37WL); (38, 22, 34)

2014 GAME-BY-GAME: (55WR, 38); (30, 23, 22, 20); (38, 21, 32); (57WL, 30); (52, 27); (46, 64B, 49); (38, 38); (45, 50, 53); (46); (0); (31, 55); (33, 21, 29, 31); (0); (22, 54SH, 54LU, 33); (0); (25, 28); (28, 45, 52); (25)

2015 GAME-BY-GAME: (52, 44); (22, 21, 37, 31); (50WR, 21); (40, 42, 52); (51WL, 23); (22, 36, 45RU); (44); (48, 29, 48, 45, 39); (58WR); (51WR, 25, 20, 51WR, 47); (49, 35); (38, 31, 55WR); (28, 30); (0); (37, 50); (28, 50, 49)

POSTSEASON

Year	Team	1-19	20-29	30-39	40-49	50+	Total	Percent
2012	Baltimore	1-1	1-1	1-1	1-1	0-0	4-4	100.0
2014	Baltimore	0-0	2-2	0-0	1-1	1-1	4-4	100.0
Totals		1-1	3-3	1-1	2-2	1-1	8-8	100.0
Percent		100.0	100.0	100.0	100.0	100.0	100.0	

96

DEFENSIVE END

6-7 | 300



BRENT URBAN

COLLEGE: VIRGINIA **HS:** LORNE PARK SECONDARY (MISSISSAUGA, ONTARIO)

BORN: 5/5/91, BRAMPTON, ONTARIO

EXP. (NFL/RAVENS): 3/3 **GP/GS (PLAYOFFS):** 6/0 (0/0)

— KEY TRANSACTIONS —

- Activated from IR-Designated for Return on 11/27/15
- Placed on IR-Designated for Return (biceps) on 9/8/15
- Placed on Injured Reserve (knee) on 8/25/14
- Originally selected by the Ravens in the fourth round (134th overall) of the 2014 NFL Draft

— CAREER HIGHLIGHTS —

- Saw his first-career NFL action, posting 11 tackles (6 solo) and 1 sack (-3 yards) in six games in 2015
- Recorded 2 tackles and a blocked FGA (returned 64 yards for the game-winning TD by S Will Hill III) in his NFL debut on Monday Night Football at Cle. (11/30/15)

— PERSONAL —

- Was an imposing figure at left wing for one of North America's top junior hockey teams, the Triple-A Mississauga Ice Dogs...His teammates included NHL players Ryan Ellis (Nashville Predators), Casey Cizikas (New York Islanders) and Jamie Devane (Milwaukee Admirals, the AHL affiliate of the Nashville Predators)
- Selected as the 15th-overall pick in the 2013 Canadian Football League Draft by the Hamilton Tiger-Cats, but opted to pursue an NFL career instead

— SEASON RECAPS —

2015: (BALTIMORE RAVENS – 6/0)

- Saw his first-career NFL action, posting 11 tackles (6 solo), 1 sack and 1 blocked FG, for the NFL's eighth-ranked defense (337.4 ypg), which finished No. 2 overall (291.1 ypg) over the season's final eight games

- Activated from Injured Reserve-Designated for Return (biceps) on 11/27 after being injured in training camp on 8/6
- Recorded his first-career sack for a defense that held the Chiefs to 277 total net yards vs. KC (12/20)
- Posted 5 tackles (4 solo), both career highs, vs. Sea. (12/13)
- Posted his first-career tackles (2) and blocked a potential game-winning FGA (fifth-straight game in which Baltimore blocked a kick) in his NFL debut in the 33-27 victory at Cle. (11/30)...S Will Hill III scored (64 yards) on the blocked FGA

2014: (BALTIMORE RAVENS – 0/0, 0/0, INJURED RESERVE)

- Spent his rookie season on Injured Reserve due to a knee injury suffered in training camp...Placed on IR on 8/25/14

— COLLEGE —

- Played in 36 games (20 starts) at Virginia, totaling 75 tackles (26 solo), 16.5 TFL (-48 yards), 3 sacks (-15 yards), 2 FRs, 1 FF and 11 PD
- Posted a career-high 40 tackles (13 solo), 1 sack, 11.5 TFL (-34 yards) and 9 PD (led all NCAA down linemen), earning honorable mention All-ACC accolades as a senior in 2013... Was limited by a high ankle sprain for much of the year
- Redshirted as a true freshman in 2009
- Earned a general studies degree from Virginia

— HIGH SCHOOL —

- Prepped at Lorne Park (Mississauga, Ontario) Secondary School, where he was a two-time *Toronto Star* All-Star
- Recorded 16 TFL, 10 sacks and 8 PD as a junior
- Also played basketball



— URBAN'S COMMUNITY IMPACT —

- Alongside Giant Food, helped distribute 150 holiday food baskets to families in need at the Harry & Jeanette Weinberg Family Center YMCA (2015)

QUITE THE STREAK

TEAMS TO WIN AT LEAST ONE PLAYOFF GAME IN FIVE-CONSECUTIVE POSTSEASONS / SINCE 1970 MERGER

Team	Cons. Seasons	Years	Wins
Dallas Cowboys	6	1991-96	12
New England Patriots	5	2011-15	8
Baltimore Ravens	5	2008-12	9
New England Patriots	5	2003-07	11
Philadelphia Eagles	5	2000-04	7
Green Bay Packers	5	1993-97	9
Oakland Raiders	5	1973-77	7

96 BRENT URBAN

2015

GAME-BY-GAME DEFENSE

RAVENS

Date/Opp.	TT	Solo	Asst.	Sacks	INT	PD	FF	FR
9/13 @ Den.					INJURED RESERVE (DFR) - BICEPS			
9/20 @ Oak.					INJURED RESERVE (DFR) - BICEPS			
9/27 vs. Cin.					INJURED RESERVE (DFR) - BICEPS			
10/1 @ Pit.					INJURED RESERVE (DFR) - BICEPS			
10/11 vs. Cle.					INJURED RESERVE (DFR) - BICEPS			
10/18 @ SF					INJURED RESERVE (DFR) - BICEPS			
10/26 @ Ari.					INJURED RESERVE (DFR) - BICEPS			
11/1 vs. SD					INJURED RESERVE (DFR) - BICEPS			
11/15 vs. Jax.					INJURED RESERVE (DFR) - BICEPS			
11/22 vs. STL					INJURED RESERVE (DFR) - BICEPS			
11/30 @ Cle.	2	1	1	0-0	0-0	0	0	0
12/6 @ Mia.	0	0	0	0-0	0-0	0	0	0
12/13 vs. Sea.	5	4	1	0-0	0-0	0	0	0
12/20 vs. KC	1	1	0	1-3	0-0	0	0	0
12/27 vs. Pit.	0	0	0	0-0	0-0	0	0	0
1/3/16 @ Cin.	3	0	3	0-0	0-0	0	0	0
Totals	11	6	5	1-3	0-0	0	0	0

"D" STOUT UNDER HARBAUGH

During the John Harbaugh Era (2008-15), Baltimore's defense ranks among the league leaders in several significant categories.

POINTS ALLOWED (2008-15)

1. Pittsburgh..... 18.6 ppg
2. **Baltimore**..... 19.1 ppg
3. San Francisco... 19.6 ppg

TOUCHDOWNS ALLOWED (2008-15)

1. **Baltimore**..... 251
2. Pittsburgh..... 252
3. Seattle..... 268

NET YARDS ALLOWED (2008-15)

1. Pittsburgh..... 302.6 ypg
2. NY Jets..... 311.2 ypg
3. **Baltimore**..... 316.3 ypg

OPPONENT PASSER RATING (2008-15)

1. Green Bay..... 78.1
2. **Baltimore**..... 79.1
3. Cincinnati..... 79.8



REGULAR SEASON

Year	Team	GP	GS	TACKLES			SACKS		INTERCEPTIONS				FUMBLES				
				TT	Solo	Asst.	No.	Yards	No.	Yards	LG	TD	PD	FF	FR	Yards	
2014	Baltimore	0	0	INJURED RESERVE - KNEE			--	--	--	--	--	--	--	--	--	--	--
2015	Baltimore	6	0	11	6	5	1.0	3.0	0	0	0	0	0	0	0	0	0
Totals		6	0	11	6	5	1.0	3.0	0	0	0	0	0	0	0	0	0

CAREER SINGLE-GAME HIGHS (REGULAR SEASON)

Total Tackles:
5 (12/13/15 vs. Sea.)

Solo Tackles:
4 (12/13/15 vs. Sea.)

Sacks:
1 (12/20/15 vs. KC)

INTs:
None

Passes Defended:
None

Forced Fumbles:
None

Fumble Recoveries:
None

Additional Statistics: Blocked a FGA (returned 64 yards for the game-winning TD by S Will Hill III) at Cle. (11/30/15)

POSTSEASON

Year	Team	GP	GS	TACKLES			SACKS		INTERCEPTIONS				FUMBLES				
				TT	Solo	Asst.	No.	Yards	No.	Yards	LG	TD	PD	FF	FR	Yards	
2014	Baltimore	0	0	INJURED RESERVE - KNEE			--	--	--	--	--	--	--	--	--	--	--
Totals		0	0	0	0	0	0	0	0	0	0	0	0	0	0	0	0

64

GUARD/CENTER
6-3 | 300



JOHN URSCHEL

COLLEGE: PENN STATE HS: CANISIUS (BUFFALO, NY)

BORN: 6/24/91, WINNIPEG, CANADA

EXP. (NFL/RAVENS): 3/3 GP/GS (PLAYOFFS): 27/10 (2/2)



— KEY TRANSACTIONS —

- Selected by the Ravens in the fifth round (175th overall) of the 2014 NFL Draft

— CAREER HIGHLIGHTS —

- In 2015, played in all 16 games (seven starts at center) on an O-line that allowed the NFL's third-fewest sacks (24) and helped post a team-record 4,271 net passing yards
- Saw action in 11 games (three starts) as a rookie in 2014 for an offense that established franchise single-season records in yards (5,838) and points scored (409)
- In 2014, helped QB Joe Flacco establish career highs in passing yards (3,986) and TD passes (27), completing 62.1% of his passes (344 of 5554) for a 91.0 QB rating

— PERSONAL —

- During the 2016 offseason, enrolled in a Ph.D. program at M.I.T., studying spectral graph theory, numerical linear algebra and machine learning
- Was the 2016 spring commencement speaker for the Penn State College of Science (University Park, PA)
- At the 2016 Genius Gala at the Liberty Science Center (Jersey City, NJ), played chess against U.S. Champion Fabiano Caruana...Urschel is an aspiring chess master
- At his alma mater, Penn State, taught trigonometry and analytic geometry in the spring of 2013 and integral vector calculus during the fall semester...Was a visiting scholar at PSU during the Ravens' 2015 offseason and was a research associate in 2016
- Authored a paper titled, "Instabilities of the Sun-Jupiter-Asteroid Three Body Problem" that was published in 2012 in the journal *Celestial Mechanics and Dynamical Astronomy* and a paper titled, "Cascadic Multigrid Algorithm for Computing the Fiedler Vector," published in the *Journal of Computational Mathematics*
- Earned his degree in math in three years and graduated with a master's degree in math in one year from PSU
- Plays guitar and aspires to be in a blues band one day
- Occasionally writes for *The Players' Tribune*, focusing on math, statistics, football and player health/safety

— SEASON RECAPS —

2015: (BALTIMORE RAVENS – 16/7)

- Saw action in all 16 games (seven starts at center) on a line that permitted the NFL's third-fewest sacks (24) and helped produce a single-season franchise-record 4,271 net passing yards...The Ravens posted the second-most total net yards (5,749) in team history
- Made his seventh-straight start at center for an O-line that allowed just 1 sack at Cin. (1/3/16)
- Started at center for an offensive line that helped generate 121 rushing yards in the 20-17 win vs. Pit. (12/27)
- Started at center for an offensive line that did not permit a sack in the 33-27 victory at Cle. (11/30)
- Registered his first-career start at center on an O-line that allowed 1 sack and helped generate 388 total net yards despite missing three starters – C Jeremy Zuttah, G Kelechi Osemele and T Eugene Monroe (left in the third quarter) – due to injury in the 16-13 victory vs. STL (11/22)

2014: (BALTIMORE RAVENS – 11/3, 2/2)

- Helped an offense that established franchise single-season records in yards (5,838) and points scored (409)... Helped QB Joe Flacco establish career highs in passing yards (3,986) and TD passes (27), completing 62.1% of his passes (344 of 554) for a 91.0 QB rating
- Started both postseason contests at RG (Marshal Yanda started at RT due to Rick Wagner being on IR with a foot injury) for an offense that had 727 yards and 61 points
- Started at RG and helped the Ravens gain 419 yards, including 238 yards and 17 unanswered points in the fourth quarter, in the 20-10 victory vs. Cle. (12/28)
- Started at LG in the 29-7 victory vs. Atl. (10/19)
- Played in his first-career NFL game, starting at LG (Kelechi Osemele - knee) for an offense that gained 475 yards and racked up 6 TDs in the 48-17 victory at TB (10/12)...Helped protect QB Joe Flacco, allowing him to complete 75% of his passes (21 of 28) for 306 yards, a franchise-record-tying 5 TDs and a franchise-record 149.7 QB rating...Also had a special teams tackle on a blocked FGA



— URSCHEL'S COMMUNITY IMPACT —

- Supported the NFL and the Ravens' efforts with the Fuel Up to PLAY 60 program by visiting with and speaking to children at Westside Intermediate School (2015)
- Supports teammates' charitable endeavors, including former Ravens T Eugene Monroe's Holiday Food and Toy Drive and Holiday Helpers, the team's annual youth holiday shopping event at Target, hosted by Steve Smith Sr.


64 JOHN URSCHEL

— COLLEGE —

- Competed in 40 games at Penn State, starting every contest (24) at RG as a junior (2012) and senior (2013)...Recorded 21 TD-resulting blocks and 181 key blocks/knockdowns in his two full seasons as a starter...Redshirted as a true freshman in 2009
- Earned third-team All-American and first-team All-Big Ten accolades for the second-consecutive season as a senior in 2013...Served as team captain and received the Nittany Lions' O-line Player of the Game honor in 10 of 12 contests...Tallied 12 TD-resulting blocks and 97 knockdowns for an offense that gained 5,198 yards and scored 43 TDs
- In 2013, became the first Penn State player to win the William V. Campbell Trophy, given to the nation's premier college football scholar-athlete...Recipient of the 2013 Senior CLASS Award, which is based on excellence in four fields: classroom, community, character and competition

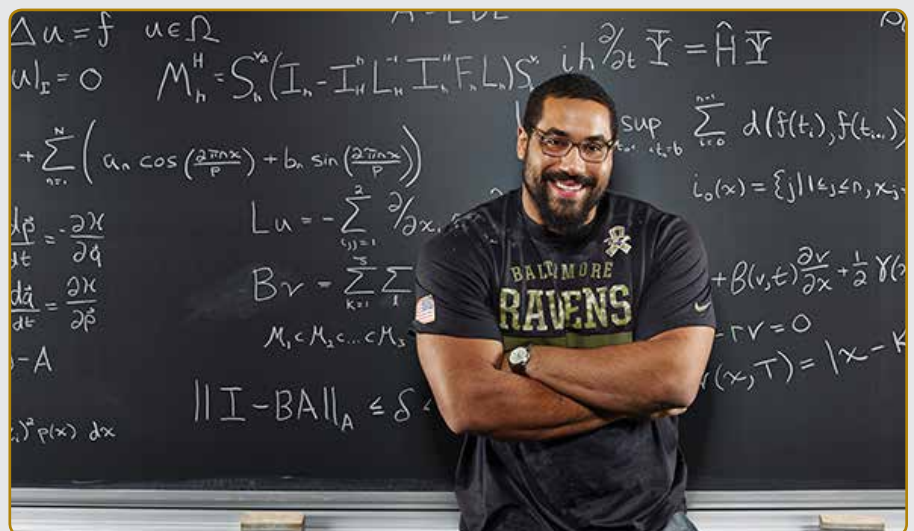
— HIGH SCHOOL —

- Prepped at Canisius (Buffalo, NY) HS, where he earned All-State and Western New York Lineman of the Year honors as a senior after recording 77 tackles and 4.5 sacks at DT
- Was a captain of the football team his senior season and served as a three-year captain for the track and field team
- Won the CHSAA Indoor Championship in 2009 with a 12-pound shot put toss of 56'-5.75"



BRAINS AND BRAWN

John Urschel is an accomplished football player and also a well-rounded person off the field. In 2015, he co-authored a paper in the *Journal of Computational Mathematics* titled "A Cascadic Multigrid Algorithm for Computing the Fiedler Vector of Graph Laplacians" and includes "a cascadic multigrid algorithm for fast computation of the Fiedler vector of a graph Laplacian, namely, the eigenvector corresponding to the second smallest eigenvalue." He also wrote a well-received article in *The Players' Tribute* called "Why I Still Play Football," in response to the sudden 2015 retirement of 49ers LB Chris Borland.



In the spring of 2016, Urschel became the NFL's only player enrolled in a Ph.D. program when he began taking classes at the Massachusetts Institute of Technology (M.I.T). Urschel spent much of his offseason in Boston studying spectral graph theory, numerical linear algebra and machine learning. Additionally, he was a research associate at his alma mater, Penn State, working in the mathematics department. In what he called one his life's greatest achievements, Urschel served as the 2016 spring commencement speaker for the Penn State University College of Science.

photo courtesy: *SIKids.com*

71

TACKLE
6-6 | 310



RICK WAGNER

COLLEGE: WISCONSIN HS: NATHAN HALE (WI)

BORN: 10/21/89, WEST ALLIS, WI

EXP. (NFL/RAVENS): 4/4 GP/GS (PLAYOFFS): 47/33 (0/0)

— KEY TRANSACTIONS —

- Placed on Injured Reserve (foot) on 12/23/14
- Selected by the Ravens in the fifth round (168th overall) of the 2013 NFL Draft

— CAREER HIGHLIGHTS —

- In 2015, started all 16 games at RT for an O-line that permitted the NFL's third-fewest sacks (24) and helped produce a single-season franchise-record 4,271 net passing yards (eighth in the league)
- In 2014, Wagner started 15 games at RT for an O-line that allowed the NFL's second-fewest sacks (19) and helped establish single-season franchise records in yards (5,838) and points (409)...Helped QB Joe Flacco establish career highs in passing yards (3,986) and TDs (27)
- Started at RT for an offense that gained 475 yards and racked up 6 TDs in the 48-17 victory at TB (10/12/14)
- Made his first-career start at RT, helping QB Joe Flacco set career highs in passing attempts (62, tied), completions (35) and long pass (80 yards) vs. Cin. (9/7/14)

— SEASON RECAPS —

2015: (BALTIMORE RAVENS – 16/16)

- Started all 16 games at RT for an O-line that permitted the NFL's third-fewest sacks (24) and helped gain a single-season franchise-record 4,271 net passing yards (eighth in the league)...Wagner and Pro Bowl RG Marshal Yanda were the only Ravens linemen to start all 16 games
- Part of an O-line that allowed 1 sack and helped generate 388 total net yards in the 16-13 win vs. STL (11/22)
- Helped block for an offense that generated 397 total net yards vs. Jax. (11/15)...Protected QB Joe Flacco, who completed 34 of 45 passes for 316 yards and 3 TDs
- Blocked for Flacco, who completed 25 of 37 passes for 319 yards, 1 TD and a season-high 103.3 rating, in the 29-26 victory vs. SD (11/1)...Helped block on Flacco's 1-yard TD plunge, giving the Ravens a 26-23 fourth-quarter lead
- Ravens offense gained 181 rushing yards (5.8 avg.) and scored 3 rushing TDs vs. Cle. (10/11)
- Baltimore produced 191 rushing yards in the 23-20 OT victory at Pit. (10/1)...Helped block for RB Justin Forsett, who rushed a career-high 27 times for 150 rushing yards
- Helped Flacco produce 362 passing yards, including 186 to WR Steve Smith Sr., vs. Cin. (9/27)
- Played every snap for an offense that gained the sixth-most net yards (493) in franchise history at Oak. (9/20)

2014: (BALTIMORE RAVENS – 15/15, 0/0)

- Started 15 games at RT for an offense that established franchise single-season records in yards (5,838) and points (409), before being placed on IR (foot) on 12/23...Helped QB Joe Flacco establish career highs in passing yards (3,986) and TD passes (27)
- Helped the Ravens total 447 yards and 4 TDs in the 28-13 victory at Mia. (12/7)
- The Ravens rushed for 151 yards, including 112 yards and 2 TDs by RB Justin Forsett, in the 21-7 win vs. Ten. (11/9)
- Baltimore gained 475 yards and scored 6 TDs in the 48-17 victory at TB (10/12)...Protected QB Joe Flacco, who completed 75% of his passes (21 of 28) for 306 yards and franchise records in TDs (5, tied) and passer rating (149.7)
- The Ravens posted 454 total yards and 5 TDs in the 38-10 victory vs. Car. (9/28)...O-line did not permit a sack for the third-consecutive game, allowing Flacco time to throw for 327 yards and 3 TDs
- Helped Flacco set career highs in passing attempts (62, tied), completions (35) and long pass (80 yards) in his first-career start at RT vs. Cin. (9/7)

2013: (BALTIMORE RAVENS – 16/2)

- Started at TE in the "jumbo" package and saw action on special teams vs. NE (12/22)
- Made his first-career start (at TE in the "jumbo package), helping QB Joe Flacco throw for 342 yards, 2 TDs and no INTs for a 112.6 QB rating vs. GB (10/13)
- Played RT in his NFL debut due to Michael Oher's ankle injury...Helped protect Flacco, who threw for 362 yards and 2 TDs on a career-high 62 attempts at Den. (9/5)

— COLLEGE —

- Competed in 51 games (37 starts – 27 at LT and 10 at RT) at Wisconsin, missing just three games in his career...Redshirted as a true freshman in 2008
- Served as team captain and earned first-team All-Big Ten, Academic All-Big Ten and several All-American nods as a senior in 2012...Received the Tom Wiesner Award, presented to a Wisconsin-born player who exhibits qualities of loyalty, hard work, spirit and dedication...Posted a career-high 72 knockdowns and 15 TD-resulting blocks
- Graduated with a degree in consumer affairs

— HIGH SCHOOL —

- Prepped at Nathan Hale (West Allis, WI) HS, where he earned second-team All-Conference and honorable mention All-State honors by the *Community News* as a junior TE...Totaled 39 receptions for 900 yards and 6 TDs
- Also lettered in basketball

12

WIDE RECEIVER
6-0 | 205



MIKE WALLACE

COLLEGE: MISSISSIPPI **HS:** O. PERRY WALKER (NEW ORLEANS, LA)

BORN: 8/1/86, NEW ORLEANS, LA

EXP. (NFL/RAVENS): 8/1 **GP/GS (PLAYOFFS):** 111/92 (5/3)



— KEY TRANSACTIONS —

- Signed with the Ravens on 3/15/16
- Released by the Vikings on 3/8/16
- Acquired by Minnesota via trade from Miami on 3/13/15
- Signed by Miami on 3/12/13
- Re-signed by the Steelers to a one-year contract extension on 8/28/12
- Originally selected by Pittsburgh in the third round (84th overall) of the 2009 NFL Draft

— HONORS —

- Pro Bowl (2011)
- NFL Rookie of the Week (Week 9 & Week 15, 2009)
- Joe Green Performance Award, given to the Steelers' top rookie (2009)

— CAREER HIGHLIGHTS —

- Entering 2016, ranks ninth in the NFL with 49 receiving TDs since entering the NFL in 2009...Has registered 414 receptions for 6,307 receiving yards (15.2 avg.), with a long TD of 95 yards
- Has tallied 19 100-yard receiving games during his career
- Posted consecutive seasons of at least 1,000 receiving yards in 2010 and 2011
- Caught 9 passes for 89 yards and 1 TD in Super Bowl XLV vs. the Green Bay Packers (2/6/11)

— SEASON RECAPS —

2015: (MINNESOTA VIKINGS – 16/12, 1/0)

- Registered 473 receiving yards and 2 TDs on 39 receptions, helping the Vikings win the NFC North Division title
- Recorded 2 catches for 43 yards (21.5 avg.) in Week 13 vs. Sea. (12/6)
- Netted a season-high 8 receptions for 83 yards and 1 TD at Den. (10/4)
- Started and led the team with 6 receptions for 63 yards in his first-career game with the Vikings at SF (9/14)

2014: (MIAMI DOLPHINS – 16/16)

- Finished the season with a team-leading 862 receiving yards on 67 receptions...Led the team with 10 receiving TDs, tying his career high originally set in 2010
- Posted 5 catches for 58 yards and tied his single-game career high of 2 receiving TDs vs. Min. (12/21)

- Tallied a season-high 104 receiving yards, including a 50-yard reception, on 5 catches at NE (12/14)
- Scored a touchdown in back-to-back games vs. GB and at Chi. (10/12 and 10/19)
- Registered 7 catches for 81 yards and 1 TD in the Dolphins' season-opening win vs. NE (9/7/14)

2013: (MIAMI DOLPHINS – 16/16)

- Posted a career-high 73 receptions for 930 yards and 5 TDs in his first season with the Dolphins
- Recorded his fourth game of at least 100 receiving yards with 6 catches for 105 yards vs. NE (12/15)
- Registered 7 catches for 82 yards and 1 TD in a 23-3 victory at NYJ (12/1)
- Produced 127 yards and 1 TD on 5 receptions, including a season-long 57-yard reception, vs. Car. (11/24)
- Netted 7 catches for 105 yards (15.0 avg.) vs. Bal. (10/6/13)
- Pulled in a team- and career-high 9 receptions for 115 yards and 1 TD at Ind. (9/15)

2012: (PITTSBURGH STEELERS – 15/14)

- Established team highs in receiving yards (836) and TD catches (8, tied), registering 64 catches...Posted an 82-yard TD catch, contributing to a 13.1 yards-per-catch average
- Tallied 7 catches for 112 yards, tying a career high with 2 TDs vs. SD (12/9)
- Recorded a team-high 66 yards, including a 51-yard TD catch, on 3 catches in a 24-20 win at NYG (11/4)
- Hauled in a season-long 82-yard TD pass at Ten. (10/11)
- Netted 123 receiving yards and 1 TD on 8 catches in a win at Oak. (9/23)

2011: (PITTSBURGH STEELERS – 16/14, 1/1)

- Earned Pro Bowl honors after leading Pittsburgh in receptions (72), receiving yards (1,193) and receiving TDs (8)...Helped lead the Steelers to a 12-4 record and a berth in the AFC Wild Card game
- Led Pittsburgh with 82 yards on 4 receptions in a 27-0 win vs. STL (12/24)
- Posted 3 catches for 118 yards, including a career-long 95-yard TD, at Ari. (10/23)
- Recorded at least 100 yards in his first three games of the season, including a career-high 144-yard performance (with 1 TD), at Ind. (9/25)
- Produced 107 yards on 8 receptions in the season-opening game at Bal. (9/11)

12 MIKE WALLACE

2010: (PITTSBURGH STEELERS – 16/16, 3/2)

- Finished fifth in the NFL with a career-high 1,257 receiving yards and ranked second in the league in yards per catch (21.0 avg.) on 60 receptions...Compiled a career high in receiving TDs (10, since tied in 2014), helping Pittsburgh win the AFC North and earn a berth in Super Bowl XLV
- Notched single-game playoff career highs in catches (9) and receiving yards (89) in Super Bowl XLV vs. GB (2/6/11)
- Finished the season with three-consecutive games of over 100 yards receiving: 102 vs. NYJ (12/19), 104 vs. Car. (12/23), and 105 at Cle. (1/2/11)
- Posted a season-high 136 receiving yards and 2 TDs on 8 catches vs NE. (11/14)
- Hauled in a 41-yard TD and a 46-yard TD, finishing with 3 receptions for 100 yards at TB (9/26)

2009: (PITTSBURGH STEELERS – 16/4)

- Earned the Joe Greene Great Performance award, given to the Steelers' top rookie, after pulling in 39 receptions for 756 yards (19.4 avg.) and 6 TDs
- Established a career-high 2 receiving TDs and had 79 receiving yards, including a season-long 60-yarder, vs. GB (12/20)...Named Pepsi NFL Rookie of the Week
- Earned his first Pepsi NFL Rookie of the Week award after netting 4 receptions for 69 yards and 1 TD at Den. (11/9)
- Caught his first-career TD, recording a 47-yard scoring reception at Det. (10/11)
- Recorded his first-career 100-yard receiving game with season highs in receptions (7) and yards (102) at Cin. (9/27)

— COLLEGE —

- Started 28 games in his four-year career (2005-08) at Ole Miss, catching 101 passes for 1,910 yards...Earned second-team All-SEC honors as both a WR and kick returner during his senior season (2008)
- Led the SEC and ranked third in the NCAA (among top 100 WRs) in yards-per-catch average (20.1) and was sixth in conference receiving yards per game (60.3) in 2008

— HIGH SCHOOL —

- Named league and district MVP following his senior season at O. Perry Walker (New Orleans) HS...Caught 60 passes for 1,039 yards and 19 TDs as a senior
- Earned All-State honors in the 100-meter dash in track

2015

GAME-BY-GAME OFFENSE										
Date/Opp.	RECEIVING					RUSHING				
	No.	Yds.	Avg.	LG	TD	No.	Yds.	Avg.	LG	TD
9/14 @ SF	6	63	10.5	19	0	0	0	0.0	0	0
9/20 vs. Det.	3	38	12.7	22	0	0	0	0.0	0	0
9/27 vs. SD	3	49	16.3	19	0	0	0	0.0	0	0
10/4 @ Den.	8	83	10.4	18	1	0	0	0.0	0	0
10/18 vs. KC	2	23	11.5	13	0	0	0	0.0	0	0
10/25 @ Det.	4	36	9.0	17	0	0	0	0.0	0	0
11/1 @ Chi.	0	0	0.0	0	0	0	0	0.0	0	0
11/8 vs. STL	1	4	4.0	4	0	0	0	0.0	0	0
11/15 @ Oak.	1	22	22.0	22	0	0	0	0.0	0	0
11/22 vs. GB	0	0	0.0	0	0	1	6	6.0	6	0
11/29 @ Atl.	0	0	0.0	0	0	0	0	0.0	0	0
12/6 vs. Sea.	2	43	21.5	25	0	0	0	0.0	0	0
12/10 @ Ari.	3	42	14.0	23	1	0	0	0.0	0	0
12/20 vs. Chi.	3	37	12.3	34	0	0	0	0.0	0	0
12/27 vs. NYG	2	11	5.5	8	0	0	0	0.0	0	0
1/3/16 @ GB	1	22	22.0	22	0	0	0	0.0	0	0
Totals	39	473	12.1	34	2	1	6	6.0	6	0

REGULAR SEASON

Year	Team	GP	GS	RECEIVING					RUSHING				
				No.	Yards	Avg.	LG	TD	No.	Yards	Avg.	LG	TD
2009	Pittsburgh	16	4	39	756	*19.4	60t	6	5	48	9.6	21	0
2010	Pittsburgh	16	16	*60	*1,257	*21.0	56t	*10	5	39	7.8	19	0
2011	Pittsburgh	16	14	*72	*1,193	*16.6	95t	*8	5	57	11.4	21	0
2012	Pittsburgh	15	14	64	836	13.1	82t	8	5	7	1.4	13	0
2013	Miami	16	16	73	930	12.7	57	5	3	33	11.0	13	0
2014	Miami	16	16	67	*862	*12.9	50	*10	4	16	4.0	12	0
2015	Minnesota	16	12	39	473	12.1	34	2	1	6	6.0	6	0
Totals		111	92	414	6,307	15.2	95t	49	28	206	7.4	21	0

* LED TEAM

SPECIAL TEAMS TACKLES (1): 2010 (1)

CAREER SINGLE-GAME HIGHS (REGULAR SEASON)

RECEIVING

Receptions: 9 (9/15/13 at Ind.)

Yardage: 144 (9/25/11 at Ind.)

Long Gain: 95t (10/23/11 at Ari.)

Touchdowns: 2 6 times (last: 12/21/14 vs. Min.)

RUSHING

Carries: 2 3 times (last: 10/21/12 at Cin.)

Yardage: 31 (11/13/11 at Cin.)

Long Gain: 21 2 times (last: 12/8/11 vs. Cle.)

Touchdowns: None

100-yard Receiving Games: 19 (last: 104 yards, 12/14/14 at NE)

POSTSEASON

Year	Team	GP	GS	RECEIVING					RUSHING				
				No.	Yards	Avg.	LG	TD	No.	Yards	Avg.	LG	TD
2010	Pittsburgh	3	2	13	115	8.8	25t	1	2	-2	-1.0	4	0
2011	Pittsburgh	1	1	3	26	8.7	17	0	1	1	1.0	1t	1
2015	Minnesota	1	0	1	10	10.0	10	0	0	0	0.0	0	0
Totals		5	3	17	151	8.9	25t	1	3	-1	-0.3	4	1

84

TIGHT END
6-6 | 255



DARREN WALLER

COLLEGE: GEORGIA TECH HS: NORTH COBB (KENNESAW, GA)

BORN: 9/13/92, LANDOVER, MD

EXP. (NFL/RAVENS): 2/2 GP/GS (PLAYOFFS): 6/1 (0/0)



— CAREER HIGHLIGHTS —

- Placed on Injured Reserve (hamstring) on 10/28/15
- Selected by the Ravens in the sixth round (204th overall) of the 2015 NFL Draft

— CAREER HIGHLIGHTS —

- Recorded 18 yards on 2 receptions and 3 special teams tackles in six games before being placed on Injured Reserve (hamstring) as a rookie
- During the 2016 offseason, made the transition from wide receiver to tight end
- Secured his first-career reception at Pit. (10/1/15)
- Made his NFL debut at Den. (9/13/15)

— PERSONAL —

- Great grandfather is legendary jazz musician Fats Waller
- Enjoyed watching NFL Films documentaries as a child

— SEASON RECAPS —

2015: (BALTIMORE RAVENS – 6/1)

- Posted 18 yards on 2 catches and 3 special teams stops before being placed on Injured Reserve (hamstring) on 10/28
- Made his first-career start, securing 1 reception (1 yard), before leaving the game (concussion) vs. Cle. (10/11)
- Secured a 17-yard reception, his first-career catch, for an offense that scored 16 unanswered points in the 23-20 come-from-behind, OT victory at Pit. (10/1)
- Produced 2 special teams tackles vs. Cin. (9/27)
- Saw action on special teams in his NFL debut at Den. (9/13)

— COLLEGE —

- Completed in 50 games (22 starts), totaling 51 receptions for 971 yards and 9 TDs
- Recorded a career-high 26 receptions for 442 yards (17.0 avg.) and 6 TDs as a senior in 2014
- Graduated with a management degree

— HIGH SCHOOL —

- Prepped at North Cobb (Kennesaw, GA) HS, where he played WR and DB during his three-year varsity career and served as team captain for two seasons
- Named first-team All-County, first-team All-Region and second-team All-State as a senior
- Also played basketball for three seasons

2015

GAME-BY-GAME OFFENSE

Date/Opp.	RECEIVING					RUSHING				
	No.	Yds.	Avg.	LG	TD	No.	Yds.	Avg.	LG	TD
9/13 @ Den.	SAW ACTION ON SPECIAL TEAMS									
9/20 @ Oak.	0	0	0.0	0	0	0	0	0.0	0	0
9/27 vs. Cin.	SAW ACTION ON SPECIAL TEAMS									
10/1 @ Pit.	1	17	17.0	17	0	0	0	0.0	0	0
10/11 vs. Cle.	1	1	1.0	1	0	0	0	0.0	0	0
10/18 @ SF	INACTIVE - CONCUSSION									
10/26 @ Ari.	SAW ACTION ON SPECIAL TEAMS									
11/1 vs. SD	INJURED RESERVE - HAMSTRING									
11/15 vs. Jax.	INJURED RESERVE - HAMSTRING									
11/22 vs. STL	INJURED RESERVE - HAMSTRING									
11/30 @ Cle.	INJURED RESERVE - HAMSTRING									
12/6 @ Mia.	INJURED RESERVE - HAMSTRING									
12/13 vs. Sea.	INJURED RESERVE - HAMSTRING									
12/20 vs. KC.	INJURED RESERVE - HAMSTRING									
12/27 vs. Pit.	INJURED RESERVE - HAMSTRING									
1/3/16 @ Cin.	INJURED RESERVE - HAMSTRING									
Totals	2	18	9.0	17	0	0	0	0.0	0	0

REGULAR SEASON

Year	Team	GP	GS	RECEIVING					RUSHING				
				No.	Yards	Avg.	LG	TD	No.	Yards	Avg.	LG	TD
2015	Baltimore	6	1	2	18	9.0	17	0	0	0	0.0	0	0
Totals		6	1	2	18	9.0	17	0	0	0	0.0	0	0

SPECIAL TEAMS TACKLES (3): 2015 (3)

CAREER SINGLE-GAME HIGHS (REGULAR SEASON)

RECEIVING

Receptions:

1 2 times (last: 10/11/15 vs. Cle.)

Yardage:

17 (10/1/15 at Pit.)

Long Gain:

17 (10/1/15 at Pit.)

Touchdowns:

None

RUSHING

Carries:

None

Yardage:

None

Long Gain:

None

Touchdowns:

None

82

TIGHT END
6-3 | 251



BENJAMIN WATSON

COLLEGE: GEORGIA HS: NORTHWESTERN (ROCK HILL, SC)

BORN: 12/18/80, NORFOLK, VA

EXP. (NFL/RAVENS): 13/1 GP/GS (PLAYOFFS): 163/120 (11/9)

— KEY TRANSACTIONS —

- Signed with the Ravens as a free agent on 3/9/16
- Signed with New Orleans as a free agent on 3/18/13
- Signed with the Browns as a free agent on 3/12/10
- Originally selected by New England in the first round (32nd overall) of the 2004 NFL Draft

— CAREER HIGHLIGHTS —

- Ranks fifth (tied with Jimmy Graham) in receptions (434), seventh in receiving yards (4,963) and seventh in TD grabs (38) among active NFL TEs entering 2016
- Established career highs in receptions (74, seventh among NFL TEs), receiving yards (825, eighth) and TD catches (6, tied for seventh) in 2015
- Won Super Bowl XXXIX while with New England (2004)
- Played for three teams prior to coming to Baltimore (New England: 2004-09, Cleveland: 2010-12 and New Orleans: 2013-15).

— PERSONAL —

- Authored "Under Our Skin: Getting Real about Race – Getting Free from the Fears and Frustrations that Divide Us," a challenging look at race, bias and justice, following the fatal shooting of Michael Brown
- Named one of CNN's Extraordinary People of 2014
- Traveled to Israel with Patriots Chairman and CEO Robert Kraft and a group from the greater Boston area in 2008...Also traveled to China as a Patriots' ambassador
- Traveled with a group of NFL players on a 2007 USO tour, visiting U.S. military bases in Iraq and Afghanistan
- Enjoys photography as a hobby
- He and his wife, Vaughn, have twin daughters, Grace and Naomi, sons Isaiah and Judah and daughter Eden

— SEASON RECAPS —

2015: (NEW ORLEANS SAINTS – 16/16)

- Set career highs with 74 catches and 825 receiving yards and matched a career-best 6 TD catches (2007)...Ranked seventh, eighth and tied for seventh in catches, receiving yards and receiving TDs, respectively, among NFL TEs
- Posted a single-game career-best 147 yards (fourth-career 100-yard output) and 1 TD on a game-high 9 receptions, including a career-long 46-yard grab, vs. NYG (11/1)
- Notched his second-career 10-catch game for 127 receiving yards and 1 TD vs. Atl. (10/15), becoming the third TE in Saints history to record 10 catches, 125 receiving yards and a receiving TD in a game

2014: (NEW ORLEANS SAINTS – 16/9)

- Secured 20 catches for 136 yards (6.8 avg.) and 2 TDs
- Caught TD passes in consecutive contests – vs. Car. (12/7) and at Pit. (11/30) – including a season-long 15-yarder against the Steelers
- Tallied 5 catches for 43 yards (season highs in each category) vs. TB (10/5)

2013: (NEW ORLEANS SAINTS – 15/7, 2/2)

- Totaled 226 yards and 2 TDs on 19 receptions (11.9 avg.)
- Started both postseason contests, posting a 27-yard reception in the Wild Card at Phi. (1/4/14)
- Recorded scoring grabs at Atl. (11/21) and vs. Mia. (9/30)
- Gained a season-high 61 yards on 3 receptions (20.3 avg.), including a season-long 32-yarder, at NE (10/13)

2012: (CLEVELAND BROWNS – 16/14)

- Posted 501 yards and 3 TDs on 49 receptions (10.2 avg.)
- Totaled a season-high 7 catches for 64 yards at Pit. (12/30)
- Logged a season-high 80 yards on 6 grabs at Oak. (12/2)
- Netted 4 receptions for 47 yards and 2 TDs, his fourth-career two-score game, at Dal. (11/18)

2011: (CLEVELAND BROWNS – 13/11)

- Caught 37 passes for 410 yards and 2 TDs (missed three games due to a concussion)
- Suffered a season-ending concussion in his 100th-career regular season game after posting 11 yards on 2 receptions at Pit. (12/8)
- Twice posted a season-high 64 receiving yards: on 3 receptions at SF (10/30) and on 5 catches vs. Mia. (9/25)
- Notched a season-best 6 receptions for 48 yards and 1 TD vs. Ten. (10/2)

2010: (CLEVELAND BROWNS – 16/16)

- Led the team with then-career highs in receptions (68) and receiving yards (763), ranking fifth among NFL TEs in each category...Also secured a team-high-tying 3 receiving TDs
- Became first TE to lead the Browns in receiving yards in a season since Ozzie Newsome (711 in 1985)
- Paced all AFC TEs in receptions and ranked second in receiving yards (Antonio Gates, 782)
- Caught a single-game career-high 10 passes (since tied) for 100 yards and 1 TD at Mia. (12/5)
- Tallied 6 catches for 88 yards and 1 TD at Pit. (10/17)

82 BENJAMIN WATSON

2009: (NEW ENGLAND PATRIOTS – 16/7, 1/0)

- Totaled 29 receptions for 404 yards and 5 TDs...Led New England TEs in each receiving category
- Tallied a career-high-tying 2 TDs on a season-best 6 receptions for 77 yards (12.8 avg.) vs. Buf. (9/14)

2008: (NEW ENGLAND PATRIOTS – 14/9)

- Recorded 209 yards and 2 TDs on 22 receptions (9.5 avg.)
- Notched his second scoring grab of the season, a 2-yard reception, in the come-from-behind win at Sea. (12/7)
- Secured 8 receptions for 88 yards and 1 TD (all season highs) vs. NYJ (11/13)

2007: (NEW ENGLAND PATRIOTS – 12/8, 3/3)

- Led New England TEs in all receiving categories with 36 catches for 389 yards and a career-high 6 TDs (since tied), helping the Patriots to the first 16-0 mark in NFL history
- Collected 2 receptions for 12 yards, each going for TDs, in the Divisional Playoff vs. Jax. (1/12/08)...His 2 scoring grabs set a single-game postseason franchise record by a TE (since broken by Rob Gronkowski, 3)
- Had a TD catch in each of the season's first three contests
- Tallied his first-career 100-yard receiving game (107) and a career-high-tying 2 TDs on 6 catches (17.8) vs. Cle. (10/7)
- Blocked on Ellis Hobbs' 108-yard KOR-TD, which set an NFL record (since broken), at NYJ (9/9)

2006: (NEW ENGLAND PATRIOTS – 13/13, 3/2)

- Gained 643 yards and 3 TDs on 49 receptions (13.1 avg.), leading New England TEs in each category
- Netted 48 yards on a team-high 5 catches in the AFC Championship at Ind. (1/21/07)
- Posted a team-leading 87 yards and 1 TD on 6 receptions vs. Chi. (11/26)

- Recorded a team-high 5 receptions for 74 yards and 1 TD at GB (11/19)
- Led the team with season highs in catches (7) and receiving yards (95), also posting 1 TD at Min. (10/30)

2005: (NEW ENGLAND PATRIOTS – 15/9, 2/2)

- Led all New England TEs with 29 receptions for 441 yards and 4 TDs
- Tackled CB Champ Bailey out of bounds at the Patriots' 1-yard line, preventing him from scoring on a 100-yard INT return, in the Divisional Playoff at Den. (1/14/06)
- Posted team highs with 91 receiving yards and 5 catches, including the longest scoring reception in Patriots playoff history (63 yards), in the Wild Card vs. Jax. (1/7/06)
- Recorded a season- and team-high 66 yards on 4 receptions (16.5 avg.) vs. NO (11/20)
- Caught 3 passes for 37 yards and a career-high 2 TDs (since tied) at Mia. (11/13)
- Secured his first-career scoring grab on a 33-yard reception at Atl. (10/9)

QUITE THE CATCH

Entering 2016, TE Benjamin Watson ranks fifth (tied) in receptions (434), seventh in receiving yards (4,963) and seventh in TD receptions (38) among active NFL tight ends.

NFL RECEPTIONS LEADERS / ACTIVE TIGHT ENDS

Rk.	Player	Rec.	Yards	TDs
1.	Jason Witten (Dal.)	1,020	11,215	60
2.	Antonio Gates (SD)	844	10,644	104
3.	Greg Olsen (Car.)	542	6,292	49
4.	Vernon Davis (Was.)	461	5,841	55
5.	Benjamin Watson (Bal.)	434	4,963	38
	Jimmy Graham (Sea.)	434	5,357	53

— WATSON'S COMMUNITY IMPACT —



- Created the One More Foundation, which is dedicated to spreading the love and hope of Jesus Christ to one more soul
- For three seasons in New Orleans, annually hosted "The Big BENefit," which provided gift cards for a shopping spree to 25 families selected by the New Orleans Family Justice Center
- Annually hosts a football clinic in his hometown (Rock Hill, SC) that helps provide meals to impoverished families in Africa
- Nominated for the 2015 Walter Payton NFL Man of the Year Award for his dedication to community and charitable endeavors and his excellent play on the field...Was one of three finalists (Anquan Boldin and Eli Manning)
- New Orleans Saints Man of the Year (2015)
- Spoke at the Pentagon for National Prayer Week (2015)
- Finalist for the Athletes in Action/Bart Starr Award (2014), given annually to the NFL player who best exemplifies outstanding character and leadership in the home, on the field and in the community
- Finalist for the Byron "Whizzer" White Award (2013), recognizing players who go above and beyond to perform community service in their team cities and hometowns
- Earned the Action Call to Courage Award (2012) for his impact on and off the field by bringing out the best in his peers

82 BENJAMIN WATSON

2004: (NEW ENGLAND PATRIOTS – 1/1)

- Member of the Super Bowl champion New England Patriots as a rookie...Placed on Injured Reserve (knee) on 9/29
- Started his first-career NFL game, posting 2 receptions for 16 yards, vs. Ind. (9/9)

— COLLEGE —

- Totaled 73 receptions for 945 yards (12.9 avg.) and 7 TDs at Georgia and Duke
- Was a three-year (2001-03) starter for the Bulldogs, recording 65 receptions for 852 yards (13.6 avg.) and 6 TDs
- Caught 8 passes for 93 yards and 1 TD as a freshman for the Blue Devils in 1999
- Posted 23 catches for 324 yards and 2 TDs as a senior in 2003...Served as an offensive team captain
- Graduated with a bachelor's degree in finance from Georgia's Terry School of Business

— HIGH SCHOOL —

- Attended Northwestern (Rock Hill, SC) HS, where he recorded 31 receptions for 515 yards and 5 TDs as a senior and led his team to the state championship as a junior
- Was a member of the National Honor Society and Fellowship of Christian Athletes

2015

GAME-BY-GAME OFFENSE

Date/Opp.	RECEIVING					RUSHING				
	No.	Yds.	Avg.	LG	TD	No.	Yds.	Avg.	LG	TD
9/13 @ Ari.	3	19	6.3	8	0	0	0	0.0	0	0
9/20 vs. TB	2	12	6.0	8	0	0	0	0.0	0	0
9/27 @ Car.	4	42	10.5	20	0	0	0	0.0	0	0
10/4 vs. Dal.	3	30	10.0	21	0	0	0	0.0	0	0
10/11 @ Phi.	3	36	12.0	21	1	0	0	0.0	0	0
10/15 vs. Atl.	10	127	12.7	28	1	0	0	0.0	0	0
10/25 @ Ind.	4	59	14.8	25	0	0	0	0.0	0	0
11/1 vs. NYG	9	147	16.3	46	1	0	0	0.0	0	0
11/8 vs. Ten.	5	60	12.0	19	0	0	0	0.0	0	0
11/15 @ Was.	3	19	6.3	8	0	0	0	0.0	0	0
11/29 @ Hou.	4	53	13.3	26	0	0	0	0.0	0	0
12/6 vs. Car.	4	38	9.5	14t	1	0	0	0.0	0	0
12/13 @ TB	7	70	10.0	26	0	0	0	0.0	0	0
12/21 vs. Det.	6	49	8.2	11	1	0	0	0.0	0	0
12/27 vs. Jax.	1	5	5.0	5	0	0	0	0.0	0	0
1/3/16 @ Atl.	6	59	9.8	22	1	0	0	0.0	0	0
Totals	74	825	11.1	46	6	0	0	0.0	0	0



REGULAR SEASON

Year	Team	GP	GS	RECEIVING					RUSHING				
				No.	Yards	Avg.	LG	TD	No.	Yards	Avg.	LG	TD
2004	New England	1	1	2	16	8.0	14	0	0	0	0.0	0	0
2005	New England	15	9	29	441	15.2	35	4	0	0	0.0	0	0
2006	New England	13	13	49	643	13.1	40	3	0	0	0.0	0	0
2007	New England	12	8	36	389	10.8	35	6	1	11	11.0	11	0
2008	New England	14	9	22	209	9.5	29	2	0	0	0.0	0	0
2009	New England	16	7	29	404	13.9	36	5	0	0	0.0	0	0
2010	Cleveland	16	16	*68	*763	11.2	44	3	1	-1	-1.0	-1	0
2011	Cleveland	13	11	37	410	11.1	34t	2	0	0	0.0	0	0
2012	Cleveland	16	14	49	501	10.2	27	3	0	0	0.0	0	0
2013	New Orleans	15	7	19	226	11.9	32	2	0	0	0.0	0	0
2014	New Orleans	16	9	20	136	6.8	15t	2	0	0	0.0	0	0
2015	New Orleans	16	16	74	825	11.1	46	6	0	0	0.0	0	0
Totals		163	120	434	4,963	11.4	46	38	2	10	5.0	11	0

* LED TEAM

SPECIAL TEAMS TACKLES (3): 2013 (1); 2014 (2)

CAREER SINGLE-GAME HIGHS (REGULAR SEASON)

RECEIVING

Receptions:

10 2 times (last: 10/15/15 vs. Atl.)

Yardage:

147 (11/1/15 vs. NYG)

Long Gain:

46 (11/1/15 vs. NYG)

Touchdowns:

2 4 times (last: 11/18/12 at Dal.)

RUSHING

Carries:

1 2 times (last: 9/12/10 at TB)

Yardage:

11 (10/7/07 vs. Cle.)

Long Gain:

11 (10/7/07 vs. Cle.)

Touchdowns:

None

100-yard Receiving Games: 4 (last: 147 yards, 11/1/15 vs. NYG)

POSTSEASON

Year	Team	GP	GS	RECEIVING					RUSHING				
				No.	Yards	Avg.	LG	TD	No.	Yards	Avg.	LG	TD
2005	New England	2	2	5	91	18.2	63t	1	0	0	0.0	0	0
2006	New England	3	2	10	81	8.1	19	0	0	0	0.0	0	0
2007	New England	3	3	3	20	6.7	9t	2	0	0	0.0	0	0
2009	New England	1	0	1	3	3.0	3	0	0	0	0.0	0	0
2013	New Orleans	2	2	2	27	13.5	27	0	0	0	0.0	0	0
Totals		11	9	21	222	10.6	63t	3	0	0	0.0	0	0

21

SAFETY
5-10 | 182



LARDARIUS WEBB

COLLEGE: NICHOLLS STATE **HS:** BEAUREGARD (OPELIKA, AL)

BORN: 10/12/85, OPELIKA, AL

EXP. (NFL/RAVENS): 8/8 **GP/GS (PLAYOFFS):** 95/67 (6/4)



— KEY TRANSACTIONS —

- Re-signed with the Ravens on 4/6/12
- Originally selected by the Ravens in the third round (88th overall) of the 2009 NFL Draft

— HONORS —

- *USA Today's* All-Joe Team (players critical to their team who don't receive the Pro Bowl nod) in 2011 and 2013
- Earned the team's Ed Block Courage Award in 2014 after returning from an ACL injury

— CAREER HIGHLIGHTS —

- Since his team-leading and then-career-high 20 PD in 2011 (tied for fourth most in the NFL that season), Webb ranks No. 5 in the league with 67 pass breakups
- Posted a career-high 5 INTs (tied for third in the AFC and eighth in the NFL) in 2011
- Recorded a team- and career-high 22 PD, which tied (Alterraun Verner) for the NFL's most in 2013
- Tallied a career-high 6 PD vs. Cin. (11/10/13)
- Scored his first-career PR-TD on a career-long 68-yard return at Cle. (12/4/11)
- Scored his first-career INT-TD on a 73-yard return vs. NYJ (10/2/11)
- Recorded 35 KORs for 918 yards (26.2 avg.), including a 95-yard TD, in 2009

— PERSONAL —

- Cousin, Mitch Richmond, was a 15-year NBA veteran, who scored over 20,000 career points

— SEASON RECAPS —

2015: (BALTIMORE RAVENS – 15/15)

- Totaled 54 tackles (48 solo), 1 INT and a team-high 11 PD for the NFL's eighth-ranked defense (337.4 ypg), which finished No. 2 overall (291.1 ypg) and No. 1 vs. the pass (183.3 ypg) over the season's final eight games
- Notched 3 solo stops and 1 PD for a defense that allowed just 198 net passing yards and snapped the Steelers' streak of six-straight 30-point performances in the 20-17 victory vs. Pit. (12/27)
- Tied a game high with 7 tackles (all solo), adding 1 PD, in the 33-27 victory at Cle. (11/30)
- Intercepted a QB Blake Bortles pass at the Jacksonville 29-yard line, setting up a Ravens' TD two plays later, vs. Jax. (11/15)...Also recorded 5 solo tackles

- Recorded a season-high 7 tackles (6 solo) in the 29-26 victory vs. SD (11/1)
- Posted 5 tackles (4 solo), helping limit the Steelers to 96 net passing yards in the 23-20 OT victory at Pit. (10/1)
- Had 5 solo tackles and a season-best 3 PD at Oak. (9/20)

2014: (BALTIMORE RAVENS – 13/11, 2/2)

- Produced 46 tackles (36 solo), 8 PD and 1 INT for a defense that allowed the NFL's sixth-fewest points per game (18.9)
- Started both postseason contests, collecting 9 tackles (8 solo), for a defense that produced 7 sacks
- Started and contributed 1 solo tackle and 1 INT in the 20-10 victory vs. Cle. (12/28)
- Started his first game of the season and recorded 3 solo tackles at TB (10/12)
- Was a game-day inactive (back) in games 1 and 2

2013: (BALTIMORE RAVENS – 16/16)

- Posted career highs in tackles (74), solo stops (team-high 63) and PD (team-best 22)...Had 2 INTs (19 return yards), while his 22 PD tied (Alterraun Verner) for the NFL's most
- Netted 5 solo tackles and led the team with 4 PD in the 29-26 win vs. Min. (12/8)
- Posted 5 solo tackles and 1 PD for a unit that held the Jets to 1-of-12 on third down in the 19-3 win vs. NYJ (11/24)
- Had 5 tackles, 1 INT and a career-high 6 PD (the most in an NFL game in 2013) in the 20-17 OT win vs. Cin. (11/10)
- Posted a season-high 9 tackles (8 solo) for a defense that didn't allow a TD in the 14-6 victory vs. Cle. (9/15)
- Saw his first game action since a knee injury ended his 2012 season in Week 6 vs. Dal. (10/14/12) and produced 1 solo tackle and 1 PD at Den. (9/5)

2012: (BALTIMORE RAVENS – 6/6, 0/0)

- Posted 25 tackles (24 solo), 6 PD, 1 FF, 1 FR and 1 INT before being placed on Injured Reserve (knee) on 10/16
- Injured his knee in the second quarter in the 31-29 victory vs. Dal. (10/14)
- In his 50th-career game, he recorded 3 solo tackles, 1 PD and 1 INT for a defense that forced 4 turnovers at KC (10/7)
- Netted 7 tackles (6 solo) and 1 FF for a defense that forced 4 turnovers at Phi. (9/16)

2011: (BALTIMORE RAVENS – 16/15, 2/2)

- Recorded 68 tackles and led the team (tied for eighth in the NFL) with a career-high 5 INTs (81 return yards) for the NFL's third-ranked defense (288.9 ypg)

21 LARDARIUS WEBB

- Led the team with 20 PD (second most of career), adding 1 sack (-5.5 yards) and 1 FF...Also had a team-high 30 punt returns for 301 yards, including a 68-yard TD
 - Ravens ranked No. 4 against the pass (196.3 ypg) and posted the league's top red zone defense
 - Posted 10 tackles, 5 PD and led the team with an NFL postseason-high 3 INTs for a team that forced 7 turnovers in two playoff games...His 3 INTs tied Duane Starks (2000) for the most picks by a Raven in a single postseason
 - Netted 6 tackles and 1 INT for a defense that picked off QB Tom Brady twice, not allowing him to throw a TD and holding him to a 57.5 QB rating in the AFC Championship at NE (1/22/12)
 - Tied a postseason franchise record with 2 INTs and tallied a career-high 4 PD and 4 solo tackles in the Divisional Playoff vs. Hou. (1/15/12)
 - Returned 2 punts for 72 yards, including a career-long 68-yarder, in the 24-10 victory at Cle. (12/4)
 - Produced 4 tackles (3 solo), a half-sack, 1 INT and 2 PD for a defense that recorded a franchise-record-tying 9 sacks in the 16-6 victory vs. SF (11/24)...His end zone INT prevented a 49ers' TD as the first half expired
 - Netted 2 tackles, 3 PD and 1 INT returned 73 yards for his first-career TD vs. NYJ (10/2)...Ravens produced an NFL record-tying 3 defensive TDs
 - Started and led the team with a career-high 11 stops, adding a half-sack and 2 PD for a defense that forced a franchise-record 7 turnovers in the 35-7 victory vs. Pit. (9/11)
- 2010: (BALTIMORE RAVENS – 15/0, 2/0)**
- Had 60 tackles (56 solo), 11 PD and 2 INTs (returned for 32 yards)...Also fielded 21 punts for 199 yards (9.5 avg.)
 - Posted 9 solo tackles and 2 PD (one led to an Ed Reed INT) for a unit that forced 5 turnovers vs. Cin. (1/2/11)
 - Posted 5 solo tackles, 1 PD and his first-career INT (returned for 32 yards) for a defense that forced 3 turnovers in the 26-10 win vs. Mia. (11/7)
- 2009: (BALTIMORE RAVENS – 14/4, 0/0)**
- Posted 36 tackles (25 solo), 6 PD and 1 sack, also adding 11 special teams stops, before he was placed on Injured Reserve (knee) on 12/22...Led the Ravens with 35 KORs for 918 yards (26.2 avg.), including a 95-yard TD return
 - Started and recorded 4 tackles from scrimmage before leaving the game with a knee injury (and subsequently being placed on IR) vs. Chi. (12/20)
 - Started his first-career game and responded with 9 tackles and 3 PD in the 20-17 OT win vs. Pit. (11/29)...Also had 4 KORs for 85 yards (21.3 avg.), with a long of 30
 - Tallied 2 tackles and his first-career sack for a unit that allowed 160 total yards in the 16-0 shutout at Cle. (11/16)
 - Returned the second-half opening kickoff 95 yards for his first-career TD (finished with 2 KORs for 112 yards) vs. Den. (11/1)...Also posted his first-career tackle from scrimmage (finished with 4 stops) for a defense that held the Broncos to 200 total yards



— WEBB'S COMMUNITY IMPACT —

- Founded the Lardarius Webb Foundation, which focuses on providing aid to underprivileged children and their families in Webb's hometown of Opelika, AL, and the Baltimore community
- Led a holiday food distribution for Baltimore families at the Webster Kendrick Boys and Girls Club (2015)
- Joined Ravens Foundation charitable partner, Bridges Baltimore, at their annual holiday dinner celebrating students in the program (2015)
- Hosted his annual Lardarius Webb Charity Softball Game to benefit his foundation (2010-16)
- Held several free youth football camps at Towson University, McDaniel College, his alma mater Nicholls State in Thibodaux, LA, and in his hometown of Opelika, AL (2013-15)
- Participated in the White House Easter Egg Roll, a day of play in support of Michelle Obama's Let's Move initiative (2014)
- Named an ambassador for United Way of Central Maryland to help change the odds for low-income families (2013)
- Became a representative for United Way's TEAM NFL, a group of players from around the league who help reduce the dropout rate by recruiting volunteer readers, tutors and mentors (2013)
- Served lunch to families in need at St. Paul's Place, a Baltimore-area soup kitchen (2013)
- Consistently supports the community efforts of his teammates and the Ravens by attending Chris Canty and Jameel McClain's annual 53 Families Thanksgiving dinner to benefit The Salvation Army of Central Maryland, participating in the Ravens' and United Way's annual Hometown Huddle Event and serving as a celebrity shopper at Holiday Helpers, the team's annual youth holiday shopping event at Target

21 LARDARIUS WEBB

2015

GAME-BY-GAME DEFENSE

RAVENS

Date/Opp.	TT	Solo	Asst.	Sacks	INT	PD	FF	FR
9/13 @ Den.	3	3	0	0-0	0-0	0	0	0
9/20 @ Oak.	5	5	0	0-0	0-0	3	0	0
9/27 vs. Cin.	5	3	2	0-0	0-0	1	0	0
10/1 @ Pit.	5	4	1	0-0	0-0	0	0	0
10/11 vs. Cle.	1	1	0	0-0	0-0	1	0	0
10/18 @ SF	INACTIVE - THIGH							
10/26 @ Ari.	2	2	0	0-0	0-0	0	0	0
11/1 vs. SD	7	6	1	0-0	0-0	0	0	0
11/15 vs. Jax.	5	5	0	0-0	1-3	1	0	0
11/22 vs. STL	0	0	0	0-0	0-0	1	0	0
11/30 @ Cle.	7	7	0	0-0	0-0	1	0	0
12/6 @ Mia.	1	1	0	0-0	0-0	0	0	0
12/13 vs. Sea.	5	4	1	0-0	0-0	1	0	0
12/20 vs. KC	3	3	0	0-0	0-0	0	0	0
12/27 vs. Pit.	3	3	0	0-0	0-0	1	0	0
1/3/16 @ Cin.	2	1	1	0-0	0-0	1	0	0
Totals	54	48	6	0-0	1-3	11	0	0

— COLLEGE —

- Two-time Division I-AA All-America selection by the *Associated Press*, *Sports Network*, the Walter Camp Foundation (junior) and *AFCA* (senior) and a two-time *College Sporting News* Fabulous Fifty honoree... Transferred to Nicholls State from Southern Mississippi after his sophomore season
- Played in 46 games (23 starts) – 20 at Nicholls State (all starts) and 26 at Southern Miss (three starts) – totaling 179 tackles (144 solo), 24 PD, 8 TFL, 7 INTs, 3 sacks, 2 FRs and 1 FF in his college career...Also posted 1,060 yards and 3 TDs on KORs and 425 punt return yards
- All-Southland Conference (DB and returner) and Nicholls State (2008-09) Outstanding Male Student-Athlete of the Year as a senior...Recorded a career-high-tying 55 tackles, (career-high 50 solo), 7 PD, 3 sacks (-25 yards), 2 INTs, 2 FRs and 1 FF...Led the team in all-purpose yards (661), returning 16 kickoffs for 472 yards and 1 TD and 10 punts for 152 yards and 1 TD
- Named the SLC and LSWA Newcomer of the Year, also being tabbed a first-team (safety) and second-team (returner) All-Southland Conference performer, as a junior in 2007...Posted 51 tackles (36 solo), 8 PD and a career-high 5 INTs (returned 3 for TDs)...Combined with teammate Kareem Moore to tally 4 INT-TDs against Northwestern State to tie the NCAA record for most in a game and set the NCAA mark for most in a half

— HIGH SCHOOL —

- Played both QB and DB at Beauregard (Opelika, AL) HS, where he earned first-team All-State honors as a junior and senior...Named team MVP and played in the Mississippi/Alabama All-Star game
- Rushed for 738 yards and 15 TDs and passed for 412 yards and 4 TDs as a senior...Netted 52 tackles, 3 FRs and a state-leading 10 INTs as a senior
- Was an All-State selection in basketball as a senior

2015

GAME-BY-GAME RETURNS

RAVENS

Date/Opp.	KICKOFF RETURNS					PUNT RETURNS					
	No.	Yds.	Avg.	LG	TD	No.	FC	Yds.	Avg.	LG	TD
9/13 @ Den.	0	0	0.0	0	0	0	0	0	0.0	0	0
9/20 @ Oak.	0	0	0.0	0	0	0	0	0	0.0	0	0
9/27 vs. Cin.	0	0	0.0	0	0	0	0	0	0.0	0	0
10/1 @ Pit.	0	0	0.0	0	0	0	1	0	0.0	0	0
10/11 vs. Cle.	0	0	0.0	0	0	1	0	9	9.0	9	0
10/18 @ SF	INACTIVE - THIGH										
10/26 @ Ari.	0	0	0.0	0	0	0	0	0	0.0	0	0
11/1 vs. SD	0	0	0.0	0	0	0	0	0	0.0	0	0
11/15 vs. Jax.	0	0	0.0	0	0	0	0	0	0.0	0	0
11/22 vs. STL	0	0	0.0	0	0	0	1	0	0.0	0	0
11/30 @ Cle.	0	0	0.0	0	0	0	0	0	0.0	0	0
12/6 @ Mia.	0	0	0.0	0	0	1	0	7	7.0	7	0
12/13 vs. Sea.	0	0	0.0	0	0	0	0	0	0.0	0	0
12/20 vs. KC	0	0	0.0	0	0	0	1	0	0.0	0	0
12/27 vs. Pit.	0	0	0.0	0	0	0	0	0	0.0	0	0
1/3/16 @ Cin.	0	0	0.0	0	0	0	0	0	0.0	0	0
Totals	0	0	0.0	0	0	2	3	16	8.0	9	0

CAUGHT IN HIS WEBB

Since his team-leading and then-career-high 20 PD in 2011 (tied for fourth most in the NFL that season), CB Lardarius Webb ranks No. 5 in the league with 67 pass breakups.

NFL'S PASSES DEFENSED (2011 Season)

1. Brandon Browner (Sea.)	.23
2. Tramon Williams (Cle.)	.22
3. Darrelle Revis (NYJ)	.21
4. Lardarius Webb (Bal.)	.20
Brandon Flowers (KC)	.20
6. Joe Haden (Cle.)	.19

NFL'S PASSES DEFENSED (2011-15)

1. Richard Sherman (Sea.)	.79
2. Johnathan Joseph (Hou.)	.74
3. Joe Haden (Cle.)	.72
Tramon Williams (Cle.)	.72
5. Lardarius Webb (Bal.)	.67
6. Aqib Talib (Den.)	.64



21 LARDARIUS WEBB

REGULAR SEASON

Year	Team	GP	GS	TACKLES			SACKS		INTERCEPTIONS					FUMBLES		
				TT	Solo	Asst.	No.	Yards	No.	Yards	LG	TD	PD	FF	FR	Yards
2009	Baltimore	14	4	36	25	11	1.0	4.0	0	0	0	0	6	0	0	0
2010	Baltimore	15	0	60	56	4	0.0	0.0	2	32	32	0	11	0	1	0
2011	Baltimore	16	15	68	55	13	1.0	5.5	*5	*81	73t	1	*20	1	0	0
2012	Baltimore	6	6	25	24	1	0.0	0.0	1	8	8	0	6	1	1	0
2013	Baltimore	16	16	74	*63	11	0.0	0.0	2	19	19	0	*22	0	0	0
2014	Baltimore	13	11	46	36	10	0.0	0.0	1	0	0	0	8	0	0	0
2015	Baltimore	15	15	54	48	6	0.0	0.0	1	3	3	0	*11	0	0	0
Totals		95	67	363	307	56	2.0	9.5	12	143	73t	1	84	2	2	0

*LED TEAM

SPECIAL TEAMS TACKLES (12): 2009 (11); 2014 (1)

CAREER SINGLE-GAME HIGHS (REGULAR SEASON)

Total Tackles:

11 (9/11/11 vs. Pit.)

Solo Tackles:

9 3 times (last: 9/18/11 at Ten.)

Sacks:

1 (11/16/09 at Cle.)

INTs:

1 12 times (last: 11/15/15 vs Jax.)

Passes Defensed:

6 (11/10/13 vs. Cin.)

Forced Fumbles:

1 2 times (last: 9/16/12 at Phi.)

Fumble Recoveries:

1 2 times (last: 9/10/12 vs. Cin.)

REGULAR SEASON

Year	Team	GP	GS	KICKOFF RETURNS					PUNT RETURNS					
				No.	Yards	Avg.	LG	TD	No.	FC	Yards	Avg.	LG	TD
2009	Baltimore	14	4	35	918	26.2	95t	1	0	0	-1	-1.0	-1	0
2010	Baltimore	15	0	0	0	0.0	0	0	21	12	199	9.5	35	0
2011	Baltimore	16	15	2	59	29.5	37	0	30	20	301	10.0	68t	1
2012	Baltimore	6	6	0	0	0.0	0	0	1	5	9	9.0	9	0
2013	Baltimore	16	16	0	0	0.0	0	0	1	7	13	13.0	13	0
2014	Baltimore	13	11	0	0	0.0	0	0	0	5	0	0.0	0	0
2015	Baltimore	15	15	0	0	0.0	0	0	2	3	16	8.0	9	0
Totals		95	67	37	977	26.4	95t	1	55	52	537	9.8	68t	1

POSTSEASON

Year	Team	GP	GS	TACKLES			SACKS		INTERCEPTIONS					FUMBLES			
				TT	Solo	Asst.	No.	Yards	No.	Yards	LG	TD	PD	FF	FR	Yards	
2009	Baltimore	--	--	INJURED RESERVE - KNEE			--	--	--	--	--	--	--	--	--	--	--
2010	Baltimore	2	0	5	5	0	0.0	0.0	0	0	0	0	0	0	0	0	0
2011	Baltimore	2	2	10	8	2	0.0	0.0	3	1	1	0	5	0	0	0	
2012	Baltimore	--	--	INJURED RESERVE - KNEE			--	--	--	--	--	--	--	--	--	--	--
2014	Baltimore	2	2	9	8	1	0.0	0.0	0	0	0	0	0	0	0	0	
Totals		6	4	24	21	3	0.0	0.0	3	1	1	0	5	0	0	0	



HOME SWEET HOME

Entering 2016, here are several quick-hit facts about the Ravens when playing at home in Baltimore:

- The Ravens are 12-7 at home in the month of December under John Harbaugh and 32-15 in such games during their history.
- Under Harbaugh, the Ravens are 17-7 in home games played vs. AFC North foes.
- Baltimore has won 12 of its last 16 home games vs. AFC North foes.
- Baltimore has won 17 of its last 19 home games vs. NFC teams.
- The Ravens are 12-2 at home all time against teams from the West Coast (Oak. – 5-0, SD – 3-1, SF – 2-0 and Sea. – 2-1).
- In the Ravens' history, Baltimore has hosted 17 games when the temperature was below 40 degrees. Impressively, the Ravens are 15-2 in these contests, winning 15 of the past 16.
- Under coach Harbaugh, the Ravens are 14-3 in November home games. The Ravens have won 12 of their past 14 home games during the month.
- Under coach Harbaugh, the Ravens are 13-2 in September home games. The Ravens have won 16 of their past 18 home games in the month of September.



32

SAFETY
5-11 | 195



ERIC WEDDLE

COLLEGE: UTAH HS: ALTA LOMA (CA)

BORN: 1/4/85, FONTANA, CA

EXP. (NFL/RAVENS): 10/1 GP/GS (PLAYOFFS): 137/122 (8/5)



— KEY TRANSACTIONS —

- Signed with the Ravens as a free agent on 3/16/16
- Re-signed with the Chargers on 7/29/11
- Originally selected by San Diego in the second round (37th overall) of the 2007 NFL Draft

— HONORS —

- Three-time Pro Bowler (2011, 2013-14)
- *Associated Press* first-team All-Pro (2011, 2014)
- *Associated Press* second-team All-Pro (2010, 2012-13)
- *The Sporting News* first-team All-Pro (2011, 2014)
- PFWA All-NFL (2014)
- PFWA All-AFC (2013-14)
- PFW/PFWA first-team All-Pro (2011-12, 2014)
- *Sports Illustrated* first-team All-Pro (2011)
- *CBSSports.com* first-team All-Pro (2012)
- Chargers Defensive Player of the Year (2011, 2013-14)
- Chargers Most Valuable Player (2012)

— CAREER HIGHLIGHTS —

- Owns 813 tackles (648 solo), 19 INTs (3 returned for TDs), 70 PD, 6.5 sacks (-31,5 yards), 5 FFs and 4 FRs
- Entering 2016, his 19-career INTs tie (Glover Quin) for sixth most among active NFL safeties and 10th most at his position since he entered the league in 2007
- Made 86-consecutive starts (2010-15) for the Chargers and started all 16 games six times (2008, 2010-14) during nine years in San Diego
- Shared the NFL lead (Kyle Arrington and Charles Woodson) with a career-high 7 INTs in 2011
- Posted a team- and career-high 125 tackles in 2008
- Scored on a FR, returning it a Chargers' franchise-record 86 yards, vs. Atl. (11/30/08)

— PERSONAL —

- Married his high school sweetheart, Chanel, in July 2005, and the couple have four children: Brooklyn, Silver, Gaige and Kamri...Chanel surprised Eric with the news that she was pregnant with Brooklyn on the day he was drafted...Chanel played soccer at Utah State
- Frequently plays basketball and golf and enjoys movie nights and bowling with his family...Hit his first-ever hole-in-one in Jan. 2014 and has a single-digit handicap
- "No Excuses, No Regrets: The Eric Weddle Story" by Trent Toone chronicles Weddle's rise in the NFL

— SEASON RECAPS —

2015: (SAN DIEGO CHARGERS – 13/13)

- Led the Chargers secondary with 75 tackles (52 solo), adding a half-sack, 6 PD and 1 FR, before being placed on Injured Reserve (groin) on 12/28
- Notched 3 tackles (1 solo) at Oak. (12/24) before leaving the contest due to a second-quarter injury (groin)
- Led the team with a career-high 3 PD, adding 6 stops (4 solo), vs. Den. (12/6)
- Registered a season-high 13 tackles (9 solo) and 1 FR on Monday Night Football vs. Chi. (11/9) after missing two games due to injury (groin)
- Posted 10 tackles, a half-sack and 1 ST stop vs. Cle. (10/4)

2014: (SAN DIEGO CHARGERS – 16/16)

- Earned his third Pro Bowl, Chargers Defensive Player of the Year and first-team All-Pro accolades after recording a team-high 104 tackles (82 solo), 1 INT, 8 PD and 2 FFs
- Tallied 9 tackles (7 solo) and 1 FF in the 38-35 OT victory at SF (12/20)...Set up a game-winning field goal by forcing a fumble on the second play of the extra period
- Recorded a team- and season-high 11 tackles (9 solo) and 1 FF at Den. (10/23)
- Posted 10 tackles (8 solo) and 2 special teams stops in his 100th-career start vs. KC (10/19)
- Notched 4 stops (3 solo) and helped secure a 33-14 victory vs. Jax. (9/28) with a fourth-quarter INT (returned 17 yards)

2013: (SAN DIEGO CHARGERS – 16/16, 2/2)

- Earned Pro Bowl and Chargers Defensive Player of the Year honors after totaling a team-high 103 tackles (78 solo), 1 sack, 2 INTs, 9 PD, 1 FF and 2 FRs...Started both postseason contests, posting 10 tackles (6 solo), 1 PD and 1 ST stop
- Recorded a game-high 12 tackles (9 solo), 2 TFL and 2 special teams stops in the 27-24 OT victory vs. KC (12/29)...Extended the Chargers' game-winning drive by converting a first down on a 2-yard rush on fourth-and-2 in OT
- Set up a San Diego scoring drive (scored three plays later) with a second-quarter INT, adding 4 tackles (2 solo) and 1 QB hit in the game, vs. Oak. (12/22)
- Posted 6 tackles (5 solo), 1 INT (returned 21 yards), 1 TFL, 1 ST stop and 1 FR, which he returned 27 yards to set up a fourth-quarter field goal, vs. Cin. (12/1)
- Sealed a 41-38 victory at KC (11/24) with a tackle, FF and FR on the game's final play...Finished with 5 tackles (all solo)
- Registered a season- and game-high 14 tackles (8 solo) in his 100th-career games at Was. (11/3)

32 ERIC WEDDLE

- Posted 6 stops and 1 PD, including a touchdown-saving tackle on the San Diego 1-yard line (resulted in a fumble and Chargers' touchback), in the 30-21 victory vs. Dal. (9/29)

2012: (SAN DIEGO CHARGERS – 16/16)

- Named the Chargers' MVP with a team-high 97 tackles (83 solo), 1 sack, 3 INTs (1 returned for a TD), 8 PD and 2 FFs
- Posted 8 stops (7 solo) and a 6-yard first-down carry on a fourth-and-1 fake punt in the second quarter vs. Oak. (12/30)
- Posted a game-high-tying 10 tackles (7 solo) and executed a fake punt with a four-yard run for first down from team's own 28-yard line late in third quarter vs. Car. (12/16)
- Returned a QB Peyton Manning INT 23 yards for a TD, ending Manning's streak of 231-straight passes at home without a pick, at Den. (11/18)...Finished with 6 tackles (5 solo)
- Strip-sacked QB Drew Brees on the Saints' opening drive, finishing the game with 7 tackles (6 solo), at NO (10/7)
- Notched INTs at KC (9/30) and vs. Ten. (9/16), posting 5 and 3 tackles, respectively, in those games

2011: (SAN DIEGO CHARGERS – 16/16)

- Garnered Pro Bowl, Chargers Defensive Player of Year and first-team All-Pro honors after totaling 84 tackles (66 solo), a career-high 7 INTs (tied for NFL's most) and 11 PD
- Intercepted QB Ryan Fitzpatrick, his career-best seventh INT of the season, and posted 3 stops (2 solo) vs. Buf. (12/11)
- Set up a San Diego scoring drive with a second-quarter INT, tallying 4 tackles (all solo) in the game, on Monday Night Football at Jax. (12/5)
- Established a career high with 2 INTs and recorded 7 tackles (all solo) on Monday Night Football at KC (10/31)
- Secured a TD-saving INT (returned 25 yards) on the San Diego goal-line, adding 6 tackles (5 solo), at NYJ (10/23)
- Sealed a 26-16 victory vs. Mia. (10/2) with a fourth-quarter INT, posting 8 tackles (6 solo) and 1 QB hit in the contest
- Intercepted a fourth-quarter QB Matt Cassel pass with :55 seconds remaining to clinch a 20-17 victory vs. KC (9/25)... Had 3 tackles (2 solo) in the game

2010: (SAN DIEGO CHARGERS – 16/16)

- Earned *Associated Press* second-team All-Pro recognition after totaling 95 tackles (79 solo), a half-sack, 2 INTs (1 returned for a TD) and 10 PD
- Recorded 6 tackles (5 solo) and 1 INT at Den. (1/2/11)
- Totaled a career-high 16 tackles (11 solo) and 1 PD at Cin. (12/26)

- Returned a QB Peyton Manning INT 41 yards for a TD, adding 4 stops (all solo) and 2 PD, at Ind. (11/28)
- Deflected QB Matt Schaub's pass intended for WR Jacoby Jones in the end zone, finishing the game with 8 stops (7 solo), 1 TFL and 2 PD, in the 29-23 victory at Hou. (11/7)

2009: (SAN DIEGO CHARGERS – 13/13, 1/1)

- Led the Chargers' defensive backs with 82 tackles (68 solo), adding 1.5 sacks, 2 INTs (1 returned for a TD), 7 PD and a career-high 7 TFL
- Recorded a team-high 8 tackles (all solo), 1 sack and 1 TFL in the Divisional Playoff vs. NYJ (1/17/10)
- Secured a third-quarter INT, helping clinch a No. 2 playoff seed and 42-17 victory, at Ten. (12/25)...Had 4 tackles (3 solo), 1 INT, 1 TFL and 2 PD in the contest
- Returned a QB Chad Henne INT 31 yards (his first-career INT-TD), adding 7 tackles (6 solo), vs. Mia. (9/27)
- Tallied a team-high and season-best 10 tackles (9 solo), including 1 TFL, vs. Bal. (9/20)

2008: (SAN DIEGO CHARGERS – 16/16, 2/2)


- Established a career high with a team-leading 125 tackles (103 solo), adding 1 sack (-3 yards), 1 INT, 5 PD and 1 FR (returned a franchise-record 86 yards for a TD)
- Registered a game-high 11 stops (9 solo), including 1 sack and 1 TFL, in the Divisional Playoff at Pit. (1/11/09)
- Posted 7 tackles (6 solo), including 1 TFL, and a game-high 3 PD in the Wild Card game vs. Ind. (1/3/09)
- Tallied a season-high-tying 11 tackles (10 solo) and 1 PD in the AFC West clinching 52-21 victory vs. Den. (12/28)...Also posted 11 stops at Pit. (11/16) and vs. Car. (9/7)
- Returned a FR 86 yards (franchise record) for his first-career TD vs. Atl. (11/30)...Finished with 10 tackles (7 solo)
- Intercepted a QB Brett Favre pass, setting up a San Diego scoring drive the following possession, vs. NYJ (9/22)...Had 7 tackles (5 solo) in the game

2007: (SAN DIEGO CHARGERS – 15/0, 3/0)

- Had 48 tackles (37 solo), 1 sack (-5 yards), 1 INT and 6 PD
- Recorded 12 tackles (7 solo) and 1 INT in three playoff games...Intercepted a QB Peyton Manning pass in the end zone in the Divisional Playoff at Ind. (1/13/08)
- Secured his first-career INT, adding 4 tackles (3 solo), 1 QB hit and 1 PD, vs. Hou. (10/28)
- Recorded 4 tackles (all solo), 1 sack and 2 QB hits in his NFL debut vs. Chi. (9/9)

— WEDDLE'S COMMUNITY IMPACT —

- Weddle, whose grandmother is a two-time breast cancer survivor, supports awareness for the illness
- Joined London Bella to create a "Game Day" jewelry collection, benefiting domestic violence victims
- Tutored students with learning disabilities while he was a student-athlete at Utah



32 ERIC WEDDLE

— COLLEGE —

- Two-time Mountain West Conference Defensive Player of Year and first-team All-MWC honoree (2005-06)...Tabbed a first-team (senior) and second-team (junior) All-America recipient...Named to Utah's Football Leadership Committee (2004) and earned freshman All-America recognition (2003)
- Became the only MWC player to score a passing, rushing, INT- and FR-TD in a season (2006) and career
- Competed in 48 games (45 starts) at Utah, totaling 277 tackles (165 solo), a conference-record 18 INTs (3 returned for TDs), a school-record 9 FFs, 22.5 TFL and 10 sacks
- Posted 64 stops (40 solo), a MWC-record-tying 7 INTs (second in school history), 1 FF, 3 FRs, 2.5 TFL and 1 sack as a senior in 2006...Named Walter Camp National Player of Week after registering 3 INTs (2 returned for TDs) and 1 rushing score vs. San Diego State
- Majored in special education at Utah

— HIGH SCHOOL —

- Prepped at Alta Loma (CA) HS, where he was a two-time Mt. Baldy League Offensive and Defensive MVP, three-time all-league honoree, two-time All-California Interscholastic Federation recipient and Mt. Baldy Rookie of the Year
- Recorded 129 tackles, 5 INTs, 4 FFs, 5 FRs, 587 rushing yards, 965 passing yards and 27 overall TDs as a senior in 2002
- Also lettered in basketball and baseball

2015

GAME-BY-GAME DEFENSE

CHARGERS

Date/Opp.	TT	Solo	Asst.	Sacks	INT	PD	FF	FR
9/13 vs. Det.	7	7	0	0-0	0-0	2	0	0
9/20 @ Cin.	10	7	3	0-0	0-0	0	0	0
9/27 @ Min.	8	6	2	0-0	0-0	0	0	0
10/4 vs. Cle.	10	6	4	0.5-4	0-0	0	0	0
10/12 vs. Pit.	3	1	2	0-0	0-0	0	0	0
10/18 @ GB	2	2	0	0-0	0-0	0	0	0
10/25 vs. Oak.								
11/1 @ Bal.								
11/9 vs. Chi.	13	9	4	0-0	0-0	0	0	1
11/22 vs. KC	4	1	3	0-0	0-0	0	0	0
11/29 @ Jax.	4	4	0	0-0	0-0	0	0	0
12/6 vs. Den.	6	4	2	0-0	0-0	3	0	0
12/13 @ KC	3	3	0	0-0	0-0	0	0	0
12/20 vs. Mia.	2	1	1	0-0	0-0	1	0	0
12/24 @ Oak.	3	1	2	0-0	0-0	0	0	0
1/3/16 @ Den.								
Totals	75	52	23	0.5-4	0-0	6	0	1



SAFETY THIEVES

Entering 2016, S Eric Weddle's 19-career INTs rank sixth (tied) among active safeties and 10th overall at the position since 2007.

NFL INTERCEPTIONS LEADERS (Active NFL Safeties Entering 2016)

Rk.	Player	INTs	Yards	TDs
1.	Reggie Nelson (Cin.)	30	409	1
2.	Michael Griffin (Min.)	25	328	1
3.	Mike Adams (Ind.)	23	228	2
	Jairus Byrd (NO)	23	433	2
5.	Earl Thomas (Sea.)	21	290	1
6.	Eric Weddle (Bal.)	19	290	3
	Glover Quin (Det.)	19	285	1

REGULAR SEASON

Year	Team	GP	GS	TACKLES			SACKS		INTERCEPTIONS					FUMBLES		
				TT	Solo	Asst.	No.	Yards	No.	Yards	LG	TD	PD	FF	FR	Yards
2007	San Diego	15	0	48	37	11	1.0	5.0	1	0	0	0	6	0	0	0
2008	San Diego	16	16	*125	*103	22	1.0	3.0	1	3	3	0	5	0	1	^86
2009	San Diego	13	13	82	68	14	1.5	9.5	2	*44	*31t	*1	7	0	0	0
2010	San Diego	16	16	95	79	*16	0.5	4.0	2	*64	*41t	*1	10	0	0	0
2011	San Diego	16	16	84	66	18	0.0	0.0	**7	*89	26	0	11	0	0	0
2012	San Diego	16	16	*97	*83	14	1.0	0.0	*3	52	23t	1	8	*2	0	0
2013	San Diego	16	16	*103	*78	*25	1.0	6.0	*2	21	21	0	*9	*1	*2	27
2014	San Diego	16	16	*104	*82	22	0.0	0.0	1	17	17	0	8	*2	0	0
2015	San Diego	13	13	75	52	*23	0.5	4.0	0	0	0	0	6	0	*1	0
Totals		137	122	813	648	165	6.5	31.5	19	290	41t	3	70	5	4	113

*LED TEAM

**LED NFL

^CHARGERS FRANCHISE RECORD

SPECIAL TEAMS TACKLES (38): 2007 (6); 2008 (2); 2010 (1); 2011 (4); 2013 (12); 2014 (10); 2015 (3)

CAREER SINGLE-GAME HIGHS (REGULAR SEASON)

Total Tackles:

16 (12/26/10 at Cin.)

Solo Tackles:

11 2 times (last: 12/26/10 at Cin.)

Sacks:

1 5 times (last: 11/17/13 at Mia.)

INTs:

2 (10/31/11 at KC)

Passes Defensed:

3 (12/6/15 vs. Den.)

Forced Fumbles:

1 5 times (last: 12/20/14 at SF)

Fumble Recoveries:

1 4 times (last: 11/9/15 vs. Chi.)

POSTSEASON

Year	Team	GP	GS	TACKLES			SACKS		INTERCEPTIONS					FUMBLES		
				TT	Solo	Asst.	No.	Yards	No.	Yards	LG	TD	PD	FF	FR	Yards
2007	San Diego	3	0	12	7	5	0.0	0.0	1	0	0	0	1	0	0	0
2008	San Diego	2	2	18	15	3	1.0	4.0	0	0	0	0	3	0	0	0
2009	San Diego	1	1	8	8	0	1.0	7.0	0	0	0	0	0	0	0	0
2013	San Diego	2	2	10	6	4	0.0	0.0	0	0	0	0	1	0	0	0
Totals		8	5	48	36	12	2.0	11.0	1	0	0	0	5	0	0	0



77

GUARD/TACKLE

6-6 | 326



De'ONDRE WESLEY

COLLEGE: BYU HS: DEER VALLEY (ANTIOCH, CA)

BORN: 7/28/92, PLEASANT HILL, CA

EXP. (NFL/RAVENS): 2/2 GP/GS (PLAYOFFS): 7/0 (0/0)



— KEY TRANSACTIONS —

- Elevated to the Ravens' 53-man roster on 10/28/15
- Signed to Baltimore's practice squad on 9/6/15 after being waived by the team on 9/1/15
- Originally signed with the Ravens as a RFA on 5/7/15

— CAREER HIGHLIGHTS —

- Competed primarily on special teams (6 snaps from scrimmage at RT) during his 2015 rookie campaign
- Made his NFL debut in the 16-13 victory vs. STL (11/22/15)

— SEASON RECAPS —

2015: (BALTIMORE RAVENS – 7/0)

- Saw action on special teams in seven games and competed from scrimmage (6 snaps at RT) in one contest
- Competed from scrimmage (6 snaps at RT) and on special teams at Mia. (12/6)
- Made his NFL debut, competing on special teams, in the 16-13 victory vs. STL (11/22)
- Elevated to the 53-man roster on 10/28...Member of the Ravens' practice squad for the season's first seven games

— COLLEGE —

- Played in 25 games (22 starts) at RT for BYU after transferring from Diablo Valley (Pleasant Hill, CA) CC
- Started all 13 games as a senior for the Cougars in 2014, helping BYU average 181.8 rushing yards, 278.7 passing yards and 37.1 points per game
- Earned first-team All-Independent honors by *CollegeSportsMadness.com*, helping BYU achieve its 10th-straight bowl invitation
- Played with Ravens DE Bronson Kaufusi (2013-14) at BYU
- Earned All-Conference accolades after competing in 10 games at Diablo Valley CC in 2012
- Majored in broadcast journalism with an English minor while at BYU

— HIGH SCHOOL —

- Prepped at Deer Valley (Antioch, CA) HS, where his team finished 11-1 during the 2009 campaign



RAVENS ROOST UNSUNG HERO AWARD

The Ravens Roost Unsung Hero Award is presented annually to the Ravens player who best demonstrates outstanding performance on the field, but does not receive recognition for his accomplishments. The award, voted by the presidents of the individual Ravens Roosts, is presented at the Roosts' Bull and Oyster Roast each February.



RAVENS ROOST UNSUNG HERO AWARD WINNERS

1996.....	RB Earnest Byner
1997.....	S Stevon Moore
1998.....	OL Jeff Blackshear
1999.....	DT Larry Webster
2000.....	S Kim Herring
2001.....	LB Jamie Sharper
2002.....	DT Kelly Gregg
2003.....	LB Ed Hartwell
2004.....	C/G Casey Rabach
2005.....	LB Adalius Thomas
2006.....	DB Corey Ivy
2007.....	NT Kelly Gregg
2008.....	C Jason Brown
2009.....	C Matt Birk
2010.....	K Billy Cundiff
2011.....	G Marshal Yanda
2012.....	K Justin Tucker
2013.....	WR Marlon Brown
2014.....	RB Justin Forsett
2015.....	P Sam Koch

28

RUNNING BACK
5-10 | 225



TERRANCE WEST

COLLEGE: TOWSON HS: NORTHWESTERN (BALTIMORE, MD)

BORN: 1/28/91, FORT LAUDERDALE, FL

EXP. (NFL/RAVENS): 3/2 GP/GS (PLAYOFFS): 22/6 (0/0)



— KEY TRANSACTIONS —

- Elevated to the Ravens' 53-man roster on 11/18/15
- Signed to Baltimore's practice squad on 11/10/15
- Traded by Cleveland to Tennessee on 9/6/15
- Originally selected by Cleveland in the third round (94th overall) of the 2014 NFL Draft

— CAREER HIGHLIGHTS —

- In 2014, led the Browns with 171 carries and 673 rushing yards (fourth among NFL rookies), adding 4 TDs
- Rushed for a career-high 100 yards on 16 carries (6.3 avg.) at Pit. on 9/7/14, becoming the first rookie in Browns history to reach the century mark in an NFL debut since Larry Mason (1987)
- While with the Browns in 2014, paired with Isaiah Crowell (607) to become the NFL's first rookie duo since 1967 to each gain 600 rushing yards in a season

— PERSONAL —

- Was the leading scorer on his conference championship basketball team at Baltimore's Northwestern HS

— SEASON RECAPS —

2015: (TENNESSEE & BALTIMORE – 8/0)

- Competed in six games for the Ravens, gaining 180 yards on 46 carries (3.9 avg.) and 21 yards on 4 receptions (5.3 avg.) for the league's No. 8 passing attack (266.9 ypg)
- Rushed for 51 yards on 16 carries (3.2 avg.) in two games with the Titans...Was a gameday inactive in six games (3-8) before being released by Tennessee on 11/7
- Gained 44 rushing yards on 14 carries for a Ravens' offense that produced 386 net yards in the 20-17 win vs. Pit. (12/27)
- Made his Ravens debut, carrying the ball 7 times for 37 rushing yards (5.3 avg.), in the 33-27 victory at Cle. (11/30)

2014: (CLEVELAND BROWNS – 14/6)

- Led the Browns as a rookie with 171 carries and 673 rushing yards (3.9 avg.), adding 4 TDs on the ground...Caught 11

passes for 64 yards (5.8 avg.) and 1 TD...His 673 rushing yards ranked fourth among NFL rookies

- Notched a 36-yard career-long gain, finishing the game with 94 yards and 1 TD on 18 rushes (5.2 avg.) at Bal. (12/28)
- Carried the ball a career-high 26 times for 94 yards (3.6 avg.) and 1 TD at Cin. (11/6)
- Tallied his first-career receiving TD on a 2-yard QB Brian Hoyer pass vs. TB (11/2)
- Set career highs with 2 catches (since matched) and 22 receiving yards, including an 11-yard career-long reception, vs. NO (9/14)
- Became Cleveland's first rookie since Larry Mason (1987) to rush for triple-digit yardage in an NFL debut, gaining a career-high 100 yards on 16 carries (6.3 avg.) at Pit. on 9/7

— COLLEGE —

- Finished his three-year Towson career among the most accomplished athletes in NCAA FCS history, ranking No. 3 in rushing yards (4,849), No. 1 in scoring (516 points), No. 1 in TDs per game (2.27) and No. 1 (tied) in rushing TDs (84)
- Established single-season program records with 2,509 rushing yards and 41 rushing TDs (also an NCAA FCS record) as a junior in 2013
- Received the inaugural Jerry Rice Award (top FCS freshman), ECAC (Eastern College Athletic Conference) Offensive Rookie of the Year, first-team All-ECAC and All-American honors from the Walter Camp Foundation, *AP*, *Phil Steele* and *College Sports Journal* as a freshman in 2011
- Majored in sports management

— HIGH SCHOOL —

- Prepped at Northwestern (Baltimore, MD) HS, where he totaled more than 4,700 all-purpose yards in football, while also competing in basketball, baseball and track and field
- Gained more than 2,000 and 1,500 yards as a senior and junior, respectively, earning All-Baltimore City honors each year and honorable mention All-Metro accolades as a junior
- Attended Fork Union (VA) Military Academy in 2010 before walking on at Towson in 2011

— WEST'S COMMUNITY IMPACT —

- Participated in the annual Helping Up Mission coat distribution by providing outerwear and toiletries to homeless Baltimore men (2015)
- Supported the community efforts of teammate Lardarius Webb at his annual Thanksgiving food distribution at the Webster Kendrick Boys and Girls Club (2015)



28 TERRANCE WEST

2015

GAME-BY-GAME OFFENSE

TITANS/RAVENS		RUSHING					RECEIVING				
Date/Opp.	No.	Yds.	Avg.	LG	TD	No.	Yds.	Avg.	LG	TD	
WITH TENNESSEE											
9/13 @ TB	13	41	3.2	12	0	0	0	0.0	0	0	
9/20 @ Cle.	3	10	3.3	4	0	0	0	0.0	0	0	
9/27 vs. Ind.		INACTIVE									
10/11 vs. Buf.		INACTIVE									
10/18 vs. Mia.		INACTIVE									
10/25 vs. Atl.		INACTIVE									
11/1 @ Hou.		INACTIVE									
11/8 @ NO	NOT ON TITANS' ROSTER										
WITH BALTIMORE											
11/15 vs. Jax.	ON RAVENS' PRACTICE SQUAD										
11/22 vs. STL		INACTIVE									
11/30 @ Cle.	7	37	5.3	16	0	0	0	0.0	0	0	
12/6 @ Mia.	8	31	3.9	8	0	1	5	5.0	5	0	
12/13 vs. Sea.	5	16	3.2	17	0	0	0	0.0	0	0	
12/20 vs. KC	7	35	5.0	12	0	2	11	5.5	8	0	
12/27 vs. Pit.	14	44	3.1	15	0	0	0	0.0	0	0	
1/3/16 @ Cin.	5	17	3.4	7	0	1	5	5.0	5	0	
Totals	62	231	3.7	17	0	4	21	5.3	8	0	



REGULAR SEASON

Year	Team	GP	GS	RUSHING						RECEIVING				
				No.	Yards	Avg.	LG	TD	No.	Yards	Avg.	LG	TD	
2014	Cleveland	14	6	171	673	3.9	36	4	11	64	5.8	11	1	
2015	Ten./Bal.*	8	0	62	231	3.7	17	0	4	21	5.3	8	0	
Totals		22	6	233	904	3.9	36	4	15	85	5.7	11	1	

*PLAYED THE FIRST 2 GAMES OF THE 2015 SEASON WITH TEN.

CAREER SINGLE-GAME HIGHS (REGULAR SEASON)

RUSHING

Carries: 26 (11/6/14 at Cin.)
Yardage: 100 (9/7/14 at Pit.)
Long Gain: 36 (12/28/14 at Bal.)
Touchdowns: 1 4 times (last: 12/28/14 at Bal.)

RECEIVING

Receptions: 2 4 times (last: 12/20/15 vs. KC)
Yardage: 22 (9/14/14 vs. NO)
Long Gain: 11 (9/14/14 vs. NO)
Touchdowns: 1 (11/2/14 vs. TB)

100-yard Rushing Games: 1 (100 yards, 9/7/14 at Pit.)

2015 TALE OF THE TAPE



T Rick Wagner, a 2013 draft choice, helped the Ravens allow just 24 sacks in 2015, ranking as the NFL's third fewest.

Category	Stat
Record	5-11
Best Streak	Won 2
Points Scored	328
TDs Scored	33
Rushing TDs Scored	8
Passing TDs Scored	21
TDs on Returns	4
Points Against	401
TDs Allowed	45
Rushing TDs Allowed	10
Passing TDs Allowed	30
TDs Allowed by Return	5
Time of Poss. Avg.	29:58
KOR Avg. For	25.2
KOR Avg. Against	25.4
PR Avg. For	11.3
PR Avg. Against	5.0
Sacks	37
Sacks Allowed	24
Interceptions	6
Interceptions Thrown	21

98

DEFENSIVE TACKLE
6-1 | 340



BRANDON WILLIAMS

COLLEGE: MISSOURI SOUTHERN STATE HS: ROCKWOOD SUMMIT (MO)

BORN: 2/21/89, ST. LOUIS, MO

EXP. (NFL/RAVENS): 4/4 GP/GS (PLAYOFFS): 39/30 (2/2)

— KEY TRANSACTIONS —

- Selected by the Ravens in the third round (94th overall) of the 2013 NFL Draft

— CAREER HIGHLIGHTS —

- In 2015, Williams set career highs in tackles (53), solo stops (35), sacks (2) and PD (2), adding 1 FF, for the NFL's eighth-ranked defense (337.4 ypg), which finished No. 2 overall (291.1 ypg) and No. 1 vs. the pass (183.3 ypg) over the season's final eight games
- In 2015, Williams, Jurrell Casey, Kawann Short & Ndamukong Suh were the NFL's only DTs with least 30 solo tackles, 2 sacks & 2 PD on the season
- Registered a career-high 8 tackles for a defense that held the Bengals to 86 rushing yards (2.8 avg.) on 9/27/15
- Started his first-career game and had 2 tackles for a defense that held the Bengals to 29% (4-of-14) on third down and allowed just 3.0 yards per carry (9/7/14)
- Recorded his first-career sack (-5 yards) at Pit. (10/20/13) and his first-career tackle at Mia. (10/6/13)
- Posted a FR, which later led to a Ravens' TD, in his NFL debut at Buf. (9/29/13)

— PERSONAL —

- He and fiancée, Alyssa, have a son, Ryder (4)
- Is a talented singer who enjoys listening to and singing all types of music
- Is capable of walking on his hands
- Is considered one of the team's best dancers, particularly known for his "Carlton Dance"

— SEASON RECAPS —

2015: (BALTIMORE RAVENS – 16/16)

- Established career highs in tackles (53), solo stops (35), sacks (2) and PD (2), adding 1 FF, for the NFL's eighth-ranked defense (337.4 ypg)
- Ravens finished No. 2 overall (291.1 ypg) and No. 1 vs. the pass (183.3 ypg) over the season's final eight games
- Williams, Jurrell Casey, Kawann Short & Ndamukong Suh were the NFL's only DTs with least 30 solo tackles, 2 sacks & 2 PD on the season
- Recorded 2 stops for a unit that snapped the Steelers' streak of six-straight 30-point performances in the 20-17 victory vs. Pit. (12/27)
- Tallied 4 stops (2 for loss), helping limit the Chiefs to 277 total net yards vs. KC (12/20)

- Notched 2 tackles for a defense that allowed a season-low 8 first downs at Mia. (12/6)
- Forced a RB Todd Gurley fourth-quarter fumble and led Baltimore's D-linemen with 7 tackles (3 solo) for a unit that allowed a season-low 213 total net yards in the 16-13 victory vs. STL (11/22)
- Logged 3 solo stops and 1 sack (-10 yards) for a defense that held Jacksonville to 258 total vs. Jax. (11/15)
- Registered 1 sack and 3 tackles (all solo) vs. Cle. (10/11)
- Recorded a career-high 8 tackles vs. Cin. (9/27)
- Tallied 7 tackles (6 solo) for a defense that did not allow a TD and held the Broncos to 69 rushing yards at Den. (9/13)

2014: (BALTIMORE RAVENS – 16/14, 2/2)

- Posted 48 tackles (25 solo), a half-sack, a career-high 2 FFs and 1 FR for a defense that allowed the NFL sixth-fewest points per game (18.9) in 2014
- Started both postseason games, totaling 7 tackles (5 solo) and 1 sack for a defense that produced 7 sacks and allowed just 82 rushing yards
- Posted 5 tackles and a half-sack for a defense that held the Buccaneers to 87 rushing yards at TB (10/12)
- Started his first-career game and posted 2 tackles for a defense that held the Bengals to 29% (4-of-14) vs. Cin. (9/7)

2013: (BALTIMORE RAVENS – 7/0)

- Produced 6 tackles, 1 sack and 1 FR in his rookie year
- Recorded his first-career sack (-5 yards) at Pit. (10/20)
- Recorded his first-career tackle (a TFL) for a defense that allowed 22 rushing yards (fourth fewest by an opponent in franchise history) at Mia. (10/6)
- Recorded his first-career FR in his NFL debut at Buf. (9/29)... Missed the first three contests due to injury (toe)

2015

GAME-BY-GAME DEFENSE

RAVENS

Date/Opp.	TT	Solo	Asst.	Sacks	INT	PD	FF	FR
9/13 @ Den.	7	6	1	0-0	0-0	0	0	0
9/20 @ Oak.	1	1	0	0-0	0-0	1	0	0
9/27 vs. Cin.	8	4	4	0-0	0-0	0	0	0
10/1 @ Pit.	5	4	1	0-0	0-0	0	0	0
10/11 vs. Cle.	3	3	0	1-9	0-0	0	0	0
10/18 @ SF	2	2	0	0-0	0-0	1	0	0
10/26 @ Ari.	2	2	0	0-0	0-0	0	0	0
11/1 vs. SD	1	0	1	0-0	0-0	0	0	0
11/15 vs. Jax.	3	3	0	1-10	0-0	0	0	0
11/22 vs. STL	7	3	4	0-0	0-0	0	1	0
11/30 @ Cle.	1	0	1	0-0	0-0	0	0	0
12/6 @ Mia.	2	1	1	0-0	0-0	0	0	0
12/13 vs. Sea.	1	0	1	0-0	0-0	0	0	0
12/20 vs. KC	4	3	1	0-0	0-0	0	0	0
12/27 vs. Pit.	2	1	1	0-0	0-0	0	0	0
1/3/16 @ Cin.	4	2	2	0-0	0-0	0	0	0
Totals	53	35	18	2-19	0-0	2	1	0

98 BRANDON WILLIAMS

— HIGH SCHOOL —

- Attended Harmony Prep (Cincinnati, OH) in 2007 after first prepping at Rockwood Summit (Fenton, MO) HS, where he earned All-State and All-Suburban South Conference first-team honors as a team captain in 2006
- Also tabbed the league's Defensive Player of the Year after posting 99 tackles (54 solo), 7 sacks, 2 FRs and 1 INT at DT
- Also received first-team All-League honors in basketball and threw the discus on the track and field team

— COLLEGE —

- Played in 42 games (30 starts) at Missouri Southern State, recording 191 tackles (87 solo), school records with 52.5 TFL (-238 yards) and 27 sacks (-166 yards), 14 PD and 6 FFs
- Earned MIAA Defensive Player of the Year and All-America honors after posting a career-high 68 tackles (31 solo), adding team highs with 5 FFs, 16.5 TFL and 8.5 sacks
- Received All-American, All-MIAA and All-Region first-team accolades as a junior in 2011 and was a consensus All-American selection as a sophomore in 2010...Sat out the 2009 season with a medical redshirt
- Majored in industrial engineering

— WILLIAMS' COMMUNITY IMPACT —



- Supported the team's annual food collection efforts by donating over 500 pounds of food to the Maryland Food Bank and attending the food drive wrap-up event at Giant (2015)
- Served as a host in the annual Goodwill Gridiron Halloween Party, a fundraiser with proceeds benefitting Goodwill Industries of the Chesapeake (2014-15)
- Continued to support the Ravens and NFL PLAY 60 initiatives by participating in kickoff assemblies at Lyons Mill Elementary, Essex Elementary and Baltimore Highlands Elementary (2014-15)
- Participated in the White House Easter Egg Roll as part of First Lady Michelle Obama's Let's Move initiative (2015)
- Represented the Ravens at the annual Champions of Courage breakfast, hosted by M&T Bank (2015)
- Joined teammates in support of the NFL's Salute to Service and PLAY 60 campaign efforts for the second annual youth football clinic held at Ft. Meade for 200 children whose parents serve or have served in the U.S. Military (2014)
- Volunteered with Ravens staff and teammates for a build day with Habitat for Humanity of the Chesapeake, and helped with the construction of 18 new row homes, including three that were funded by the Ravens Foundation (2013)...Took part in the ribbon cutting ceremony for the completed homes (2014)
- Participated as a judge for the talent show at Magnolia Middle School, put on as part of a presentation for the winner of the 2014 Touchdown for Teachers program
- Joined teammates in visiting patients at Union Memorial Medical Center to uplift their spirits (2014)
- Visited Federal Hill Preparatory School, winner of the NFL Super School title in the Baltimore area (2013)
- Supports the community efforts of his teammates and the Ravens by attending Lardarius Webb's annual charity softball game (2014-16), the Ravens' and United Way's Hometown Huddle (2014) and the Ravens' Holiday Helpers event (2013-14)

REGULAR SEASON

Year	Team	GP	GS	TACKLES			SACKS		INTERCEPTIONS					FUMBLES			
				TT	Solo	Asst.	No.	Yards	No.	Yards	LG	TD	PD	FF	FR	Yards	
2013	Baltimore	7	0	6	3	3	1.0	5.0	0	0	0	0	0	0	0	1	0
2014	Baltimore	16	14	48	25	23	0.5	4.5	0	0	0	0	0	2	1	0	0
2015	Baltimore	16	16	53	35	18	2.0	19.0	0	0	0	0	2	1	0	0	0
Totals		39	30	107	63	44	3.5	28.5	0	0	0	0	2	3	2	0	0

CAREER SINGLE-GAME HIGHS (REGULAR SEASON)

Total Tackles: 8 (9/27/15 vs. Cin.)	INTs: None	Forced Fumbles: 1 3 times (last: 11/22/15 vs. STL)
Solo Tackles: 6 (9/13/15 at Den.)	Passes Defensed: 1 2 times (10/18/15 at SF)	Fumble Recoveries: 1 2 times (last: 9/28/14 vs. Car.)
Sacks: 1 3 times (last: 11/15/15 vs. Jax.)		

POSTSEASON

Year	Team	GP	GS	TACKLES			SACKS		INTERCEPTIONS					FUMBLES			
				TT	Solo	Asst.	No.	Yards	No.	Yards	LG	TD	PD	FF	FR	Yards	
2014	Baltimore	2	2	7	5	2	1.0	9.0	0	0	0	0	0	0	0	0	0
Totals		2	2	7	5	2	1.0	9.0	0	0	0	0	0	0	0	0	0

87

TIGHT END
6-4 | 257



MAXX WILLIAMS

COLLEGE: MINNESOTA HS: WACONIA (MN)

BORN: 4/12/94, WACONIA, MN

EXP. (NFL/RAVENS): 2/2 GP/GS (PLAYOFFS): 14/7 (0/0)



— KEY TRANSACTIONS —

- Selected by the Ravens in the second round (55th overall) of the 2015 NFL Draft...Declared for the 2015 NFL Draft after his redshirt sophomore season

— CAREER HIGHLIGHTS —

- In 2015, broke rookie franchise records for receptions (32) and receiving yards (268) by a tight end for the NFL's No. 8 passing attack (266.9 ypg), which gained a single-season franchise-record 4,271 net passing yards
- Recorded career highs with 6 catches and 53 receiving yards at Cin. (1/3/16)...Secured his first-career TD reception vs. Jax. (11/15/15)

— PERSONAL —

- Father, Brian, lettered at Minnesota from 1986-88 and was then drafted by and played for the New York Giants (O-line) from 1989-99
- Grandfather, Bob, was an All-American QB at Notre Dame...He was selected No. 2 overall by the Bears in the 1951 draft and went on to play three seasons (1951-52 and 1955) for Chicago...A graduate of Loyola Blakefield (Towson, MD) HS in 1949, Bob was inducted into the College Football Hall of Fame in 1988
- Maxx's mother, Rochelle, played volleyball at Minnesota from 1984-87 and received the Big Ten Medal of Honor in 1988...His uncle, Ron, played football for the Gophers and played two seasons of professional football for Barcelona in the World League of American Football

— SEASON RECAPS —

2015: (BALTIMORE RAVENS – 14/7)

- Broke Ravens rookie tight end franchise records in receptions (32) and receiving yards (268) for the league's No. 8 passing attack (266.9 ypg), which gained a single-season franchise-record 4,271 net passing yards
- Registered career highs with 6 receptions and 53 receiving yards at Cin. (1/3/16)

- Secured 4 catches for 40 yards and his first-career TD vs. Jax. (11/15)...Part of the third tight end duo (w/ Crockett Gillmore) in team history to score a TD catch in a game
- Posted 44 yards on 3 receptions, including a 28-yard career-long catch, vs. Cin. (9/27)

— COLLEGE —

- Played in 25 games (17 starts), posting 61 receptions for 986 yards and 13 TDs (10th in school history)...Earned multiple first-team and second-team All-American honors, first-team All-Big Ten accolades and Kwalick Clark Big Ten TE of the Year honors in 2014
- Received the College Football Performance Awards Tight End Trophy and was tabbed a John Mackey Award finalist after posting team highs in catches (36), receiving yards (569) and receiving TDs (8) in 2014...His 569 receiving yards and 8 TDs are single-season school records by a TE

— HIGH SCHOOL —

- Prepped at Waconia (MN) HS...Threw for 784 yards and 8 TDs, rushed 120 times for 902 yards and 13 TDs and posted 80 tackles and 2 INTs as a senior in 2011...Earned All-State honors as a punter in 2010

2015

GAME-BY-GAME OFFENSE

Date/Opp.	RECEIVING					RUSHING				
	No.	Yds.	Avg.	LG	TD	No.	Yds.	Avg.	LG	TD
9/13 @ Den.	1	15	15.0	15	0	0	0	0.0	0	0
9/20 @ Oak.	1	8	8.0	8	0	0	0	0.0	0	0
9/27 vs. Cin.	3	44	14.7	28	0	0	0	0.0	0	0
10/1 @ Pit.	2	17	8.5	10	0	0	0	0.0	0	0
10/11 vs. Cle.	1	0	0.0	0	0	0	0	0.0	0	0
10/18 @ SF	4	24	6.0	11	0	0	0	0.0	0	0
10/26 @ Ari.	INACTIVE - KNEE, CALF					--	--	--	--	--
11/1 vs. SD	0	0	0.0	0	0	0	0	0.0	0	0
11/15 vs. Jax.	4	40	10.0	21t	1	0	0	0.0	0	0
11/22 vs. STL	3	20	6.7	12	0	0	0	0.0	0	0
11/30 @ Cle.	0	0	0.0	0	0	0	0	0.0	0	0
12/6 @ Mia.	INACTIVE - CONCUSSION					--	--	--	--	--
12/13 vs. Sea.	0	0	0.0	0	0	0	0	0.0	0	0
12/20 vs. KC	5	31	6.2	13	0	0	0	0.0	0	0
12/27 vs. Pit.	2	16	8.0	9	0	0	0	0.0	0	0
1/3/16 @ Cin.	6	53	8.8	15	0	0	0	0.0	0	0
Totals	32	268	8.4	28	1	0	0	0.0	0	0

REGULAR SEASON

Year	Team	GP	GS	RECEIVING					RUSHING				
				No.	Yards	Avg.	LG	TD	No.	Yards	Avg.	LG	TD
2015	Baltimore	14	7	32	268	8.4	28	1	0	0	0.0	0	0
Totals		14	7	32	268	8.4	28	1	0	0	0.0	0	0

CAREER SINGLE-GAME HIGHS (REGULAR SEASON)

RECEIVING

Receptions:
6 (1/3/16 at Cin.)

Yardage:
53 (1/3/16 at Cin.)

Long Gain:
28 (9/27/15 vs. Cin.)

Touchdowns:
1 (11/15/15 vs. Jax.)

RUSHING

Carries:
None

Yardage:
None

Long Gain:
None

Touchdowns:
None

Additional Statistics: Recorded 1 KOR for 6 yards at Cle. (11/30/15)

47

CORNERBACK
6-2 | 200



JULIAN WILSON

COLLEGE: OKLAHOMA HS: SOUTHMOORE (MOORE, OK)

BORN: 10/25/91, OKLAHOMA CITY, OK

EXP. (NFL/RAVENS): 2/2 GP/GS (PLAYOFFS): 0/0 (0/0)



— KEY TRANSACTIONS —

- Signed with the Ravens as a RFA on 5/7/15

— CAREER HIGHLIGHTS —

- Missed his entire rookie season (2015) after suffering a broken leg during rookie minicamp in May

— PERSONAL —

- Father, Darrell, was a two-year (1991-92) letterman in football at Oklahoma State
- Traveled with Oklahoma teammates to Haiti on a relief trip to work with orphans and other youth in need

— SEASON RECAPS —

2015: (BALTIMORE RAVENS – 0/0, INJURED RESERVE)

- Suffered a season-ending injury (leg) during rookie minicamp in May

— COLLEGE —

- Appeared in 48 career games (22 starts) during his career at Oklahoma, recording 99 tackles (76 solo), 6.5 TFL (-21 yards), 4 INTs (100 return yards, including 1 INT-TD) and 15 PD...Redshirted his freshman season (2010)
- Played in 11 games (nine starts), recording a career-high 39 tackles (32 solo), 1 INT (returned 100 yards for a TD) and 7 PD as a senior in 2014...Recorded a career-best 7 tackles against No. 10 Baylor
- Majored in human relations

— HIGH SCHOOL —

- Prepped at Southmoore (Moore, OK) HS, where he was named All-District and All-State (*The Oklahoman*) as a senior in 2009
- Named All-Region by *PrepStar* in 2008 after collecting 43 tackles and 6 PD on defense and recording 21 catches for 265 yards and 3 TDs on offense



— WILSON'S COMMUNITY IMPACT —

- Supported former Ravens DE Chris Canty and LB Jameel McClain's annual 53 Families Thanksgiving dinner to benefit The Salvation Army of Central Maryland (2015)

REGULAR SEASON

Year	Team	GP	GS	TACKLES			SACKS		INTERCEPTIONS					FUMBLES			
				TT	Solo	Asst.	No.	Yards	No.	Yards	LG	TD	PD	FF	FR	Yards	
2015	Baltimore	--	--	--	--	--	--	--	INJURED RESERVE - LEG					--	--	--	
Totals		0	0	0	0	0	0.0	0.0	0	0	0	0	0	0	0	0	0

CAREER SINGLE-GAME HIGHS (REGULAR SEASON)

Total Tackles: None	INTs: None	Forced Fumbles: None
Solo Tackles: None	Passes Defensed: None	Fumble Recoveries: None
Sacks: None		



DID YOU KNOW?

In 2015, senior NFL writer Rick Gosselin of *The Dallas Morning News* ranked the Baltimore Ravens' special teams unit No. 1 in the NFL in his annual comprehensive ratings system based on 22 categories, assigning points according to each standing — 1 for best, 32 for worst. 2015 marked the fourth-straight year in Gosselin's Top 5, as Baltimore was No. 5 in 2014, No. 5 in 2013, and in 2012, earned the No. 2 spot.

35

CORNERBACK
5-11 | 184



SHAREECE WRIGHT

COLLEGE: SOUTHERN CALIFORNIA HS: COLTON (CA)

BORN: 4/8/87, COLTON, CA

EXP. (NFL/RAVENS): 6/2 GP/GS (PLAYOFFS): 55/34 (2/2)

— KEY TRANSACTIONS —

- Re-signed (three-year contract) with the Ravens on 3/7/16
- Signed with the Ravens as a free agent on 10/13/15
- Signed with the 49ers as a free agent on 3/14/15
- Was originally selected by the Chargers in the third round (89th overall) of the 2011 NFL Draft

— CAREER HIGHLIGHTS —

- Registered a career-high 9 tackles vs. Sea. (12/13/15)
- Recorded a career-high 58 tackles (52 solo) and 9 PD (tied for team high) in 2014 while with San Diego
- Registered a career-high 53 solo stops (55 total tackles), 1 INT and 9 PD for the Chargers in 2013
- Notched his first-career INT vs. NYG (12/8/13)

— PERSONAL —

- Was high school teammates with Ravens CB Jimmy Smith, Chargers QB Brad Sorensen and Chiefs S Daniel Sorensen at Colton (CA) HS

— SEASON RECAPS —

2015: (SAN FRANCISCO & BALTIMORE – 11/7)

- Registered 40 tackles (34 solo) and 5 PD for the NFL's eighth-ranked defense (337.4 ypg), which finished No. 2 overall (291.1 ypg) and No. 1 vs. the pass (183.3 ypg) over the season's final eight games
- Was a gameday inactive for the season's first four games while with San Francisco
- Notched 3 stops (2 solo) and 1 PD for a defense that snapped the Steelers' streak of six-straight 30-point performances in the 20-17 victory vs. Pit. (12/27)
- Posted a career-high 9 tackles (7 solo) vs. Sea. (12/13)
- Started and tallied 2 solo stops for a defense that allowed a season-low 8 first downs and permitted just 86 passing yards at Mia. (12/6)
- Posted a season-high 2 PD and 5 tackles, including 1 TFL, in the 33-27 victory at Cle. (11/30)
- Had 4 tackles and 1 PD for a defense that allowed 168 net passing yards, a Jaguars' season low, vs. Jax. (11/15)

2014: (SAN DIEGO CHARGERS – 14/14)

- Recorded a career-high 58 tackles (52 solo) and 9 PD (matched a career best)...Was inactive (knee) in game 5 vs. NYJ (10/5) and game 6 at Oak. (10/12)

- Posted a team- (tied) and season-high 2 PD vs. NE (12/7)
- Tied his season best with 8 stops vs. KC (10/19)
- Posted a team-leading 7 stops vs. Sea. (9/14)
- Led the Chargers in tackles with 8 (all solo) at Ari. (9/8)

2013: (SAN DIEGO CHARGERS – 13/13)

- Established career highs with 53 solo stops and 9 PD (tied in 2014) during his first season in a starting role...Notched 7 tackles (season high) three times: vs. Hou. (9/9), at Den. (12/12) and vs. Oak. (12/22)
- Posted a team-high 3 PD and 4 tackles (all solo) in the Divisional Playoff at Den. (1/12/14)
- Intercepted a pass (30-yard return), adding 5 stops (3 solo) and 1 QB hit, in the Wild Card at Cin. (1/5/14)
- Tallied a team-high 2 PD at Den. (12/12)
- Returned his first-career INT 41 yards, adding a career- and team-high 3 PD, vs. NYG (12/8)

2012: (SAN DIEGO CHARGERS – 10/0)

- Was inactive (foot) for games 2-7 after suffering an injury while making a special teams tackle on the season-opening kickoff at Oak. (9/10)
- Registered a season-high 4 tackles (all solo), adding 2 ST tackles, at Den. (11/18)
- Notched his first-career forced fumble at TB (11/11)

2011: (SAN DIEGO CHARGERS – 7/0)

- Totaled a season-high 3 ST tackles vs. Den. (11/27) and made his NFL debut on Monday Night Football at KC (10/31)

— COLLEGE —

- Served as a team captain his senior season and finished his college career with 127 tackles, 3.5 sacks, 8.5 TFL, 4 FFs, 1 INT, 13 PD, 24 ST tackles and 1 FG block
- Received a medical (neck) redshirt for the 2008 campaign
- Majored in sociology

— HIGH SCHOOL —

- Prepped at Colton (CA) HS, where he earned All-America, All-CIF (California Interscholastic Federation) and All-Citrus Belt League honors as a two-way player (DB and RB)
- Rushed for 30 TDs and 2,391 yards on 217 carries (11.0 avg.) and caught 13 passes for 336 yards (25.8 avg.) and 4 TDs... Totaled 170 tackles, 4 sacks, 3 INTs and 2 FRs
- Played guard and forward on the basketball team

35 SHAREECE WRIGHT

2015

GAME-BY-GAME DEFENSE

49ERS/RAVENS

Date/Opp.	TT	Solo	Asst.	Sacks	INT	PD	FF	FR
WITH SAN FRANCISCO								
9/14 vs. Min.				INACTIVE				
9/20 @ Pit.				INACTIVE				
9/27 @ Ari.				INACTIVE				
10/4 vs. GB				INACTIVE				
10/11 @ NYG				NOT ON 49ERS' ROSTER				
WITH BALTIMORE								
10/18 @ SF	4	3	1	0-0	0-0	0	0	0
10/26 @ Ari.	4	4	0	0-0	0-0	0	0	0
11/1 vs. SD	1	1	0	0-0	0-0	0	0	0
11/15 vs. Jax.	4	3	1	0-0	0-0	1	0	0
11/22 vs. STL	0	0	0	0-0	0-0	0	0	0
11/30 @ Cle.	5	5	0	0-0	0-0	2	0	0
12/6 @ Mia.	2	2	0	0-0	0-0	0	0	0
12/13 vs. Sea.	9	7	2	0-0	0-0	0	0	0
12/20 vs. KC	4	3	1	0-0	0-0	1	0	0
12/27 vs. Pit.	3	2	1	0-0	0-0	1	0	0
1/3/16 @ Cin.	4	4	0	0-0	0-0	0	0	0
Totals	40	34	6	0-0	0-0	5	0	0



— WRIGHT'S COMMUNITY IMPACT —

- Began supporting the Juvenile Diabetes Relief Fund when his godsister, Isabella, was diagnosed with Type 1 diabetes as a toddler
- Worked with the After-School All-Stars program (ASAS) while with the Chargers to prepare children to become active members of their community through after school programs

REGULAR SEASON

Year	Team	GP	GS	TACKLES			SACKS		INTERCEPTIONS					FUMBLES				
				TT	Solo	Asst.	No.	Yards	No.	Yards	LG	TD	PD	FF	FR	Yards		
2011	San Diego	7	0	0	0	0	0.0	0.0	0	0	0	0	0	0	0	0	0	0
2012	San Diego	10	0	10	10	0	0.0	0.0	0	0	0	0	2	1	0	0	0	0
2013	San Diego	13	13	55	53	2	0.0	0.0	1	41	41	0	9	0	0	0	0	0
2014	San Diego	14	14	58	52	6	0.0	0.0	0	0	0	0	9	0	0	0	0	0
2015	SF/Bal.	11	7	40	34	6	0.0	0.0	0	0	0	0	5	0	0	0	0	0
Totals		55	34	163	149	14	0.0	0.0	1	41	41	0	25	1	0	0	0	0

NOTE: PLAYED ALL 11 GAMES WITH RAVENS IN 2015

SPECIAL TEAMS TACKLES (14): 2011 (4); 2012 (7); 2013 (1); 2014 (2)

CAREER SINGLE-GAME HIGHS (REGULAR SEASON)

Total Tackles:

9 (12/13/15 vs. Sea.)

Solo Tackles:

8 (9/8/14 at Ari.)

Sacks:

None

INTs:

1 (12/8/13 vs. NYG)

Passes Defensed:

3 (12/8/13 vs. NYG)

Forced Fumbles:

1 (12/2/12 vs. Cin.)

Fumble Recoveries:

None

POSTSEASON

Year	Team	GP	GS	TACKLES			SACKS		INTERCEPTIONS					FUMBLES				
				TT	Solo	Asst.	No.	Yards	No.	Yards	LG	TD	PD	FF	FR	Yards		
2013	San Diego	2	2	9	7	2	0.0	0.0	1	30	30	0	4	0	0	0	0	0
Totals		2	2	9	7	2	0.0	0.0	1	30	30	0	4	0	0	0	0	0

73

GUARD/TACKLE
6-3 | 305



MARSHAL YANDA

COLLEGE: IOWA HS: ANAMOSA (IA)

BORN: 9/15/84, CEDAR RAPIDS, IA

EXP. (NFL/RAVENS): 10/10 GP/GS (PLAYOFFS): 131/120 (12/12)



— KEY TRANSACTIONS —

- Signed a contract extension with the Ravens on 10/16/15
- Re-signed with the Ravens on 7/29/11
- Originally selected by the Ravens in the third round (86th overall) of the 2007 NFL Draft
- Was the second offensive lineman picked by Baltimore in 2007, following first-rounder G Ben Grubbs (Auburn), who was the 29th-overall pick

— HONORS —

- Five-time Pro Bowler (2011-15)
- *Associated Press* first-team All Pro (2014-15)
- *Associated Press* second-team All-Pro (2011-12)
- *The Sporting News* first-team All-Pro (2014-15)
- PFWA All-NFL (2014-15)
- PFWA All-AFC (2014-15)
- PFW/PFWA first-team All-Pro (2012)
- *Pro Football Weekly* mid-season All-Pro (2012)
- *Sports Illustrated* (Peter King) All-Pro Team (2010-12)

— CAREER HIGHLIGHTS —

- In 2015, earned his fifth-straight Pro Bowl nod after starting all 16 games at RG for an O-line that permitted the NFL's third-fewest sacks (24)...Also helped Baltimore produce a single-season franchise-record 4,271 net passing yards (eighth in the league)
- In 2014, started in 15 games at RG and one at RT for an offense that established franchise single-season records in yards (5,838) and points scored (409) in 2014
- Ravens set a franchise record for most TDs (47) in 2009... Baltimore also tallied a team-record 22 rushing TDs
- Helped pave the way for RB Ray Rice to score a franchise-record 15 total TDs (12 rushing and 3 receiving) and rush for a career-high 1,364 yards in 2011...Rice led the league with 2,068 scrimmage yards
- Helped protect QB Joe Flacco, allowing him to complete 62.6% of his passes for 3,622 passing yards, 25 TDs and a career-high 93.6 QB rating in 2010
- Was one of three rookies to start on the Ravens' O-line in 2007 (most in the NFL)...Protected Ravens QBs, allowing time to complete a then-team-record 341 passes (61.2%)

— PERSONAL —

- In 2013, Anamosa (IA) HS retired his number and named its weight room in his honor
- Enjoys ice fishing in Minnesota, Michigan and Canada
- Dreamed of being an airline pilot as a child

— SEASON RECAPS —

2015: (BALTIMORE RAVENS – 16/16)

- Earned his fifth-straight Pro Bowl nod after starting all 16 games at RG for an O-line that allowed the NFL's third-fewest sacks (24)...Helped Baltimore produce a single-season franchise-record 4,271 net passing yards (eighth in the league) and the second-most net yards (5,749) in team history
- Led an O-line that helped gain 121 rushing yards, while also permitting just 1 sack, in the 20-17 victory vs. Pit. (12/27)
- Part of an offensive line that did not permit a sack, allowing QB Joe Flacco to connect on 33 of 53 attempts for 2 TDs and 343 yards (including 137 to WR Steve Smith Sr., his 50th-career 100-yard contest) at SF (10/18)
- Baltimore gained 181 rushing yards and scored 3 rushing TDs for the 14th time in franchise history vs. Cle. (10/11)
- Ravens produced 191 rushing yards in the 23-20 OT victory at Pit. (10/1)...Helped block for RB Justin Forsett, who carried the ball a career-high 27 times for 150 rushing yards (second most in his career)
- Part of a unit that gained the sixth-most net yards (493) in team history in game 2 at Oak. (9/20)...Helped protect QB Joe Flacco, who completed 32 of 45 passes for 2 TDs and 384 yards (fourth in franchise history)

2014: (BALTIMORE RAVENS – 16/16, 2/2)

- Named to his fourth-consecutive Pro Bowl after starting 15 games at RG and one at RT for an offense that set franchise single-season records in yards (5,838) and points (409)
- Helped QB Joe Flacco establish career highs in passing yards (3,986) and TD passes (27), completing 62.1% of his passes for a 91.0 QB rating...Also part of an O-line that allowed the NFL's second-fewest sacks (19)
- Started both postseason contests at RT (Rick Wagner, foot) for an offense that tallied 727 yards and 61 points
- Started at RT (Rick Wagner was placed on IR with a foot injury)...The Ravens gained 419 yards and 17 unanswered fourth-quarter points in the 20-10 win vs. Cle. (12/28)
- The Ravens gained 475 yards and 6 TDs in the 48-17 victory at TB (10/12)...Helped protect Flacco, who completed 75% of his passes (21 of 28) for 306 yards, a team-record-tying 5 TDs and team-record 149.7 QB rating
- Baltimore's offense posted 454 total yards and 5 TDs in the 38-10 victory vs. Car. (9/28)...Part of an O-line that helped Flacco throw for 327 yards and 3 TDs for a then-franchise-record 137.4 QB rating
- Played in his 100th-career game and helped protect Flacco, who set career highs in attempts (62 - tied), completions (35) and long pass (80 yards) vs. Cin. (9/7)

73 MARSHAL YANDA

2013: (BALTIMORE RAVENS – 16/16)

- Earned his third-consecutive Pro Bowl nod after starting all 16 games at RG, helping protect QB Joe Flacco, allowing him to set career highs in attempts (614), completions (362) and passing yards (3,912)
- Helped protect Flacco, allowing him to complete 65.4% of his passes (17 of 26) for 273 yards and 1 TD, including 2 60-plus-yard completions in the 19-3 win vs. NYJ (11/24)
- Protected Flacco, allowing him to surpass the 20,000-yard career passing mark and helped the Ravens rush for 174 yards at Chi. (11/17)
- Helped protect Flacco, who set career highs in passing attempts (62) and completions (34), while throwing for 362 yards and 2 TDs at Den. (9/5)

2012: (BALTIMORE RAVENS – 14/14, 4/4)

- Named to his second-consecutive Pro Bowl after helping the Ravens score the second-most points (398) and post the fourth-most total yards (5,640) in team history...Missed two games (game 14, ankle, and game 16, coaches decision)
- Helped the Ravens average 410.3 yards per game in four playoff contests...Also protected QB Joe Flacco, allowing him to become the second player in NFL history (Joe Montana - 1989) to throw 11 TDs and 0 INTs en route to winning Super Bowl XLVII
- Started at RG and helped the Ravens produce 367 yards in the 34-31 victory in Super Bowl XLVII vs. SF (2/3/13)
- Helped the Ravens gain a postseason franchise-record 479 yards of total offense, including helping Flacco post a playoff franchise-record in yards (331), adding 3 passing TDs and no INTs, for a 116.2 QB rating in the 38-35 double-OT win in the Divisional Playoff at Den. (1/12/13)
- Started at RG (after missing the previous game with an ankle injury) in the AFC North clinching game, and helped the offense post a season-high 533 yards, the third-highest output in team history, in the 33-14 victory vs. NYG (12/23)
- Helped pave the way for 443 total yards, including 355 yards and 1 TD passing by Flacco, in the 16-13 OT victory at SD (11/25)...The Ravens overcame a 13-3 deficit in the fourth quarter to tie the game with a FG as time expired
- The Ravens posted a franchise-record 55 points while totaling 419 yards in the 55-20 victory vs. Oak. (11/11)

2011: (BALTIMORE RAVENS – 16/16, 2/2)

- Earned his first Pro Bowl after helping RB Ray Rice score a franchise-record 15 total TDs and rush for a career-high 1,364 yards and an NFL-best 2,068 yards from scrimmage... Also helped protect QB Joe Flacco, who threw for 3,610 yards and 20 TDs
- Protected Flacco, who had 482 yards (36-of-63 passing), 4 TDs and a 96.1 QB rating in two postseason contests
- Started at RG and helped Flacco complete 22 of 36 passes for 306 yards, 2 TDs and 1 INT (95.4 QB rating) in the AFC Championship at NE (1/22/12)
- RB Ray Rice rushed for 191 yards and 2 TDs, including a career-long 70-yarder, in the 24-16 victory at Cin. (1/1/12)... The win clinched the AFC North Division Championship and the Ravens' first-ever season sweep of the division
- The Ravens rushed for 290 yards (third most in team history), including a career-high 204 yards by RB Ray Rice (fourth most in team history), in the 24-10 win at Cle. (12/4)
- Started at RT (his 50th-career start) and helped the Ravens gain 356 yards, including a 92-yard game-winning TD drive with 8 seconds remaining, in the 23-20 win at Pit. (11/6)... Ravens converted a franchise-record 14 of 21 third-down attempts (66.7%) against the Steelers
- Helped the Ravens produce a franchise-record 553 total yards, including a career-high 389 passing yards and 3 TDs from QB Joe Flacco, in the 37-7 victory at STL (9/25)

2010: (BALTIMORE RAVENS – 16/16, 2/2)

- Helped protect QB Joe Flacco, allowing him to complete 62.6% of his passes (306 of 489) for 3,622 passing yards, 25 TDs and a 93.6 QB rating
- Started all 16 games at RT after moving from RG due to a season-ending injury to T Jared Gaither in training camp
- Started at RT in both playoff games and helped the Ravens produce 516 total yards, including 390 yards in the 30-7 win in the Wild Card at KC (1/9/11)
- Helped the Ravens rush for 208 yards and RB Ray Rice to produce a career-high 233 yards from scrimmage (153 rushing and 80 receiving) in the 30-24 victory vs. NO (12/19)
- Protected Flacco, allowing him to complete 71% of his passes (25 of 35) for 289 yards and 2 TDs in the 17-10 win vs. TB (11/28)...Flacco set a Ravens' franchise record with his 52nd- and 53rd-career TD passes

— YANDA'S COMMUNITY IMPACT —

- Served as a celebrity shopper at the Ravens' annual Holiday Helpers event, hosted by Steve Smith Sr., at Target (2014-15)
- Served 500 hot meals to homeless Baltimore men at former Ravens LB Bart Scott's annual Helping Up Mission Thanksgiving dinner (2015)
- Participated in the annual Helping Up Mission coat distribution by providing outerwear and toiletries to homeless Baltimore men (2015)



73 MARSHAL YANDA

- Helped the Ravens rush for 233 yards, 4 TDs, and a franchise-record 17 rushing first downs, in the 31-17 victory vs. Den. (10/10)

2009: (BALTIMORE RAVENS – 16/9, 2/2)

- The Ravens posted a franchise-record 47 touchdowns (team-record 22 rushing), adding 5,619 total yards, including the then-Top 3 single-game yardage totals in team history (548 vs. Det. - 12/13, 501 vs. KC - 9/13 and 479 vs. Cle. - 9/27)
- Protected QB Joe Flacco, allowing him to complete 63.1% of his passes (315 of 499) for 3,613 yards and 21 TDs (88.9 QB rating)...Also helped the Ravens rush for 2,200 yards, including 1,339 yards (fourth-highest in franchise history) by RB Ray Rice, who finished second in the NFL in yards from scrimmage (2,041) and became the second player in franchise history (Jamal Lewis - 2,271 in 2003) to gain 2,000 yards from scrimmage
- Helped the Ravens rush for 321 yards (4.5 avg.) and 4 TDs in two postseason games
- Started his first-career postseason game at RG and helped the Ravens rush for a postseason-franchise-record 234 yards and 4 TDs, including a postseason-franchise-record 83-yard TD run (second-longest rush in NFL postseason history) by Rice on the first play from scrimmage, in the 33-14 victory in the Wild Card at NE (1/10/10)
- Started at RG and helped the Ravens produce 308 rushing yards (second-most in franchise history) and a franchise-record 5 rushing TDs in the 48-3 victory vs. Det. (12/13)
- Saw action for the first time since Week 5 of the 2008 season vs. KC (9/13)

2008: (BALTIMORE RAVENS – 5/5, 0/0)

- Placed on Injured Reserve (knee) on 10/14

- Started at RG and helped protect QB Joe Flacco, allowing him to complete 73.7 percent of his passes (for 241 yards), before leaving the game in the fourth quarter with a knee injury at Ind. (10/12)

2007: (BALTIMORE RAVENS – 16/12)

- Was one of three rookies to start along the O-line (most in the NFL) and protected Ravens QBs, allowing them to complete 341 passes (61.2%) for 3,308 yards...Baltimore also rushed for 1,797 yards and 11 TDs
- Made his first-career NFL start at RT and helped protect QB Kyle Boller, who completed 65.7% of his passes, in the 20-13 win vs. NYJ (9/16)

— COLLEGE —

- Started 25 games during his Iowa career (four at LG, five at LT and 16 at RT)
- Earned third-team All-American (The NFL Draft Report) and second-team All-Big Ten (league coaches and *The NFL Draft Report*) honors as a senior in 2006...Earned the Hawkeye Hustle Award during his first year at Iowa (2005).
- Attended North Iowa Area (Mason City, IA) Community College for two years (2003-04), earning All-Region honors in consecutive seasons and honorable mention All-American recognition as a sophomore
- Majored in economics

— HIGH SCHOOL —

- Tabbed a first-team All-Conference selection as a senior and junior at Anamosa (IA) HS...Served as team captain as a senior and earned three letters at tackle and DT
- Also lettered in track and field (discus and shot put) and basketball (twice)



PERENNIAL PRO BOWLER

The 2015 campaign marked the fifth-consecutive Pro Bowl invite for G Marshal Yanda. The 10-year veteran has played in 131 games (120 starts) during his career, marking the third-most games played among offensive linemen in Ravens history (Jonathan Ogden – 177 and Mike Flynn – 133). Prior to the 2015 campaign, Ravens' season ticket holders voted Yanda one of the Top 10 players in the franchise's 20-year existence.

MOST PRO BOWLS / ACTIVE NFL OFFENSIVE LINEMEN

Rk.	Player (Team)	Pro Bowls
1.	T Joe Thomas (Cle.)	9
2.	T Jason Peters (Phi.)	8
3.	C Nick Mangold (NYJ)	7
	G Logan Mankins (TB)	7
5.	G Jahri Evans (NO)	6
6.	G Marshal Yanda (Bal.)	5
	T Joe Staley (SF)	5
	C Ryan Kalil (Car.)	5



AMONG THE BEST

G Marshal Yanda's five-career Pro Bowls tie (DT Haloti Ngata) for fifth in Ravens history. His five-straight All-Star nods also tie (T Joe Staley) for the NFL's third-longest streak among O-linemen.

MOST PRO BOWLS (Ravens History)

Ray Lewis	13
Jonathan Ogden	11
Ed Reed	9
Terrell Suggs	6
Marshal Yanda	5
Haloti Ngata	5

CONSECUTIVE PRO BOWLS (Active NFL Streaks/O-Linemen)

Joe Thomas (Cle.)	9
Nick Mangold (NYJ)	7
Marshal Yanda (Bal.)	5
Joe Staley (SF)	5
Mike Iupati (Ari.)	4
Trent Williams (Was.)	4



53

CENTER
6-4 | 300



JEREMY ZUTTAH

COLLEGE: RUTGERS **HS:** J.P. STEVENS (EDISON, NJ)

BORN: 6/1/86, BROOKLYN, NY

EXP. (NFL/RAVENS): 9/3 **GP/GS (PLAYOFFS):** 115/101 (2/2)

— KEY TRANSACTIONS —

- Placed on Injured Reserve (pectoral) on 11/18/15
- Traded by Tampa Bay to Baltimore on 3/25/14
- Originally selected by Tampa Bay in the third round (83rd overall) of the 2008 NFL Draft

— CAREER HIGHLIGHTS —

- In 2015, started nine games at center for a unit that permitted the NFL's third-fewest sacks (24) and helped produce a single-season franchise-record 4,271 net passing yards (eighth in NFL)
- Started all 16 games at center in 2014 for an offense that established franchise single-season records in yards (5,838) and points scored (409)...Helped QB Joe Flacco throw for career highs in yards (3,986) and TDs (27)
- Part of an O-line in 2014 that only allowed 19 sacks, the second fewest in the NFL
- Started at center for an offense that gained 475 yards and racked up 6 TDs in the 48-17 victory at TB (10/12/14)... Helped protect QB Joe Flacco, allowing him to complete 75% of his passes (21 of 28) for 306 yards, a team-record-tying 5 TDs and a Ravens' record 149.7 QB
- Started at center and helped open holes, allowing RB Doug Martin to rush for a career-high 251 yards, including a Tampa Bay franchise-record 4 TDs, vs. NO (10/17/10)...Bucs posted 515 total net yards, the second-highest total in franchise history

— PERSONAL —

- Married the former Heran Haile in June 2016

— SEASON RECAPS —

2015: (BALTIMORE RAVENS – 9/9)

- Started nine games at center for an offensive line that permitted the NFL's third-fewest sacks (24) and helped produce a single-season franchise-record 4,271 net passing yards (eighth in the league)...Was placed on Injured Reserve (pectoral) on 11/18
- Started his 100th-career game, blocking for QB Joe Flacco, who completed 25 of 37 passes for 319 yards, 1 TD and a season-high 103.3 rating, in the 29-26 victory vs. SD (11/1)
- Ravens gained 181 rushing yards and scored 3 rushing TDs for the 14th time in franchise history vs. Cle. (10/11)
- Baltimore produced 191 rushing yards in the 23-20 OT victory at Pit. (10/1)...Helped block for RB Justin Forsett, who carried the ball a career-high 27 times for 150 rushing yards (second most in his career)

- Started at center for an O-line that did not allow a sack, helping Flacco produce 362 passing yards, including 186 to WR Steve Smith Sr., vs. Cin. (9/27)
- Ravens gained the sixth-most net yards (493) in franchise history at Oak. (9/20)...Helped protect Flacco, who completed 32 of 45 passes for 2 TDs and 384 yards

2014: (BALTIMORE RAVENS – 16/16, 2/2)

- Helped QB Joe Flacco throw for career highs in yards (3,986) and TDs (27), while the offense established franchise single-season records in yards (5,838) and points (409)
- Started both postseason contests at center for an offense that produced 727 yards and 61 points in two playoff games, including a postseason single-game franchise-record 4 TD passes by QB Joe Flacco at NE (1/10/15)
- Started at center (his 100th-career game) and helped the Ravens rush for 151 yards and 2 TDs on 34 carries (4.4 avg.) in the 21-7 victory vs. Ten. (11/9)
- The Ravens gained 475 yards and 6 TDs in the 48-17 victory at TB (10/12)...Helped protect QB Joe Flacco, who completed 75% of his passes (21 of 28) for 306 yards, a team-record-tying 5 TDs and team-record 149.7 QB rating
- Started his first game as a Raven and helped protect Flacco, who set career highs in attempts (62 - tied), completions (35) and long pass (80 yards) vs. Cin. (9/7)

2013: (TAMPA BAY BUCCANEERS – 16/16)

- Started 14 games at center and two at LG, helping the Buccaneers rush for 1,612 yards (100.8 per game) and 3.8 yards per carry
- Helped RB Bobby Rainey rush for 127 yards, including a career-long 80-yarder, on 22 carries vs. Buf. (12/8)

2012: (TAMPA BAY BUCCANEERS – 16/16)

- Started the first eight games at center, then moved to LG for the final eight after injuries to G Carl Nicks
- Helped protect QB Josh Freeman, who threw for 4,065 yards and 27 TDs...Bucs also rushed for 1,837 yards and 13 TDs, including 1,454 yards and 11 TDs by RB Doug Martin
- Started at center and helped RB Doug Martin establish career highs in rushing yards (251) and a franchise-record 4 rushing TDs on 25 carries (10.0 avg.) at Oak. (11/4)

2011: (TAMPA BAY BUCCANEERS – 15/14)

- Helped protect QB Josh Freeman, allowing him to complete 62.8% of his passes (346 of 551) for 3,838 yards and 16 TDs... Bucs also rushed for 1,458 yards and 9 TDs

53 JEREMY ZUTTAH

2010: (TAMPA BAY BUCCANEERS – 15/9)

- Helped Tampa Bay rush for 2,001 yards, including 1,007 yards and 6 TDs by rookie RB LeGarrette Blount...Also helped QB Josh Freeman throw for 3,451 yards and 25 TDs
- Started and helped guide Blount to his first-career 100-yard rushing game (120 yards), adding 2 TDs at Ari. (10/31)

2009: (TAMPA BAY BUCCANEERS – 16/16)

- Helped the Buccaneers rush for 1,617 yards and 5 TDs
- RB Carnell Williams rushed 24 times for a season-high 124 yards and 1 TD at NO (12/27)

2008: (TAMPA BAY BUCCANEERS – 12/5)

- Helped the Bucs gain 5,625 yards and 26 total TDs during his rookie campaign
- Became the third rookie since 2005 to start (at RG) on the Bucs' O-line on opening day at NO (9/7)

— COLLEGE —

- Played in 44 games (40 starts) in four seasons (2004-07) at Rutgers...Two-time first-team All-Big East (2006-07) selection who started 28-straight games to finish his college career, not allowing a sack during that span
- Started on an O-line that led freshman RB Ray Rice to 1,120 rushing yards and 5 TDs, en route to a school-record-tying 11 wins and a Rutgers' best season-ending rank at No. 12
- Earned an economics degree in three and a half years

— HIGH SCHOOL —

- Prepped at JP Stevens (Edison, NJ) HS, where he was a three-year starter on the O- and D-lines
- Tabbed as a two-time All-Area, first-team All-Middlesex, first-team All-State and All-Group 4 selection

— NOTE THE QUOTE —

"[Justin] Forsett has a near-perfect zone-oriented front five paving his way. It starts with center Jeremy Zuttah, who at 300 pounds masks his so, so raw strength with good quickness, both off the snap and in his immediate subsequent steps. When Zuttah gets movement, the rest of the line follows." - *MMQB.com's* Andy Benoit



— ZUTTAH'S COMMUNITY IMPACT —

- Supports both his teammates' and the organization's community efforts by attending Lardarius Webb's annual charity softball game and A Purple Evening, the team's women's event at M&T Bank Stadium
- Participated in a holiday party benefiting the BARCS Animal Shelter in Baltimore (2015)...Has also been involved with the "Show Your Soft Side" campaign, posing with his dog Ace
- Helped sponsor the Buccaneers' 2008-12 "Turkey Time with the O-Line" program, providing more than 3,000 Thanksgiving meals for local underprivileged families

RAVENS ARE AGGRESSIVE



The Ravens' offense is known for being aggressive on fourth down. In 2015, Baltimore "went for it" on fourth-and-1 a league-high 8 times (tied with NE & TB). The Ravens successfully converted 6 of those attempts (75%) into first downs.

NFL'S MOST FOURTH-AND-1 ATTEMPTS (2015 Season)

Rk.	Teams	Att.	Conv.	Pct.
1.	Baltimore	8	6	75.0
	New England	8	5	62.5
	Tampa Bay	8	4	50.0

Fourth-&-1 Past Two Seasons:

- From 2014-15, the Ravens produced an NFL-high 18 fourth-and-1 attempts. Baltimore converted 12 of those (66.7%) into first downs.

2016 DRAFT CHOICES



Pictured from left to right: director of college scouting Joe Hortiz, head coach John Harbaugh, first-round pick T Ronnie Stanley, general manager/executive vice president Ozzie Newsome and assistant general manager Eric DeCosta.

BALTIMORE RAVENS 2016 DRAFT CLASS

Round	Pick	Name	School	Pos.	Ht.	Wt.
1	6	Ronnie Stanley	Notre Dame	T	6-6	320
2	42	Kamalei Correa	Boise State	OLB	6-3	250
3	70	Bronson Kaufusi	Brigham Young	DE	6-6	285
4a	104	Tavon Young	Temple	CB	5-9	177
4b	107	Chris Moore	Cincinnati	WR	6-1	200
4c	130	Alex Lewis	Nebraska	T	6-6	315
4d	132	Willie Henry	Michigan	DT	6-3	300
4e	134	Kenneth Dixon	Louisiana Tech	RB	5-10	212
5	146	Matthew Judon	Grand Valley State	OLB	6-3	275
6a	182	Keenan Reynolds	Navy	WR/RS	5-10	190
6b	209	Maurice Canady	Virginia	CB	6-1	193

79

TACKLE
6-6 | 320



RONNIE STANLEY

COLLEGE: NOTRE DAME HS: BISHOP GORMAN (LAS VEGAS, NV)

BORN: 3/18/94, LOS ANGELES, CA

EXP. (NFL/RAVENS): ROOKIE COLLEGE GP/GS: 41/39



— KEY TRANSACTIONS —

- Ronnie Stanley was selected by the Ravens in the first round (sixth overall) of the 2016 NFL Draft

— COLLEGE HONORS —

- First-team All-American by the FWAA, Walter Camp and CBS Sports (2015)
- Second-team All-American by the *Associated Press*, *Phil Steele*, *Sports Illustrated* and *Athlon* (2015)
- Semifinalist for Lombardi Award and Outland Trophy (2015)
- Notre Dame Offensive Player of the Year (2015)
- Notre Dame Offensive Lineman of the Year (2014)

— CAREER HIGHLIGHTS —

- Played in 41 games at Notre Dame, making 39-straight starts to conclude his career
- Started all 13 games in each of his final three seasons, including 26 at LT (as a junior and senior) and 13 at RT (as a sophomore)
- In 2015, helped guide Notre Dame to become one of just 11 offenses in the nation to average 205.0 yards rushing and 250.0 yards passing per game

— PERSONAL —

- Stanley is 50 percent Tongan, (his mother, Julie, was born in Tonga), and in 2015, he earned the Polynesian Player of the Year Award, given annually by the Polynesian Football Hall of Fame to the most outstanding Polynesian college football player who epitomizes great ability and integrity
- Grew up a fan of the New Orleans Saints, while his favorite player was RB Reggie Bush...Also admires the playing style of Cowboys T Tyron Smith
- Attended Bishop Gorman (Las Vegas, NV) HS with current Orioles outfielder Joey Rickard (Rickard is three years older than Stanley)
- Graduated with a management entrepreneurship degree

— SEASON RECAPS —

2015: (NOTRE DAME – 13/13)

- Allowed just 4 QB hurries, 4 QB hits and 3 sacks on 421 pass-blocking snaps (97.4%) for an Irish squad that finished with a 10-3 record and No. 11 *Associated Press* ranking
- Helped Notre Dame rank 27th nationally in total offense, averaging 466.4 yards per game, which is its third-best mark since setting a school record (510.5 ypg) in 1970

- The Irish averaged 207.6 rushing yards per game (28th in the nation), producing ND's best rushing output since 2000, and posted six games with 200-plus ground yards
- Blocked for RB C.J. Prosise, who rushed for 1,032 yards on the second-fewest carries (157) in school history for a player who reached 1,000 yards
- The Irish tallied 299 rushing yards at Stanford, producing an 8.5 ypc average vs. the nation's 22nd-ranked run defense
- Paved the way for an Irish rushing attack that recorded 457 yards vs. UMass, the best single-game rushing total by Notre Dame in 23 years

2014: (NOTRE DAME – 13/13)

- Registered 16 knockdown blocks and allowed just 1 sack, the fewest of the Irish O-linemen
- Blocked for QB Everett Golson, who completed 60% of his passes for 3,445 yards and 29 TDs en route to ND's 8-5 record
- Helped the Irish total 449 yards of offense, including 263 rushing, in their 31-28 Music City Bowl win over No. 22 LSU
- Notre Dame totaled 370 yards of offense in a 17-14 victory against No. 14 Stanford

2013: (NOTRE DAME – 13/13)

- Played the entire season at RT as part of an O-line that allowed just 8 sacks and ranked second in the FCS in fewest sacks allowed...No team in the country permitted fewer sacks while attempting more passes (429) than ND
- Blocked for QB Tommy Rees, who passed for 27 TDs, including 9 scores to WR TJ Jones during a season in which the standout receiver recorded 1,108 yards on 70 catches
- The Irish racked up 494 yards of offense in their 29-16 win over Rutgers in the Pinstripe Bowl
- Helped the Irish rush for a season-high 235 yards while not allowing a sack in the victory vs. BYU

2012: (NOTRE DAME – 2/0)

- Played in two games as a true freshman, seeing reserve action against Navy and Michigan

— HIGH SCHOOL —

- Prepped at Bishop Gorman (Las Vegas, NV) HS, where he was a three-year starter who helped his team to a combined 43-3 record, three-straight state titles and final No. 5 national ranking in 2011
- As a senior, was ranked as the best player in Nevada and 15th-best OT in the nation by *Rivals.com*...Also garnered All-State and All-League honors
- A standout basketball player whose team finished with a No. 11 national ranking and won a state championship in 2011

51

LINEBACKER
6-3 | 250



KAMALEI CORREA

COLLEGE: BOISE STATE HS: ST. LOUIS SCHOOL (HONOLULU, HI)

BORN: 4/27/94, HONOLULU, HI

EXP. (NFL/RAVENS): ROOKIE COLLEGE GP/GS: 40/27



— KEY TRANSACTIONS —

- Kamalei Correa was selected by the Ravens in the second round (42nd overall) of the 2016 NFL Draft... Declared for the draft after his junior season

— COLLEGE HONORS —

- First-team All-Mountain West (2014)
- Second-team All-Mountain West (2015)
- Defensive MVP of the Poinsettia Bowl (2015)

— CAREER HIGHLIGHTS —

- Played in 40 games at Boise State, making 27-straight starts to round out his three-year career
- Started every game in his final two seasons before declaring for the NFL Draft after his junior campaign
- In 2015, led the team with 7 sacks and 11 TFL, also recording a career-high 3 FFs
- Earned first-team All-Conference honors in 2014 after setting career bests in tackles (59), sacks (12 - led Mountain West), TFL (19) and PD (2)

— PERSONAL —

- Attended St. Louis School (Honolulu, HI) where he played football with Tennessee Titans QB Marcus Mariota, who was the second-overall pick in the 2015 NFL Draft
- Grew up a fan of the Green Bay Packers and says he patterns his game after LB Clay Matthews
- Majored in general studies at Boise State
- **Name is pronounced: KAH-mah-lay, corr-A-uh**

— NOTE THE QUOTES —

"When you meet him, you'll see it. We didn't need to talk too much. He was clean, physically. We knew what his character was. We had 15 minutes, and that was all we needed to know. He was on the edge of his seat, looking you right in the eye and answering every question directly."

- **John Harbaugh on meeting Correa at the Combine**

"They're usually the very best kids – work ethic, demeanor, durability, character, practice habits, the way they carry themselves [and] running to the football in the fourth quarter. We try to draft as many of those guys as we can."

- **Asst. GM Eric DeCosta on "red star" players like Correa**

— SEASON RECAPS —

2015: (BOISE STATE – 13/13)

- Recorded 39 tackles (23 solo), 3 FFs and led the Broncos with 7 sacks (-47 yards) and 11 TFL (-59 yards)
- Named Defensive MVP of the Poinsettia Bowl after posting 4 tackles, 2 sacks (-17 yards), 2.5 TFL and 1 FF in his final collegiate performance, a win over Northern Illinois
- Posted 6 tackles (5 solo), 1 sack, 2 TFL and 2 QB hurries in the victory at San Jose State
- Recorded 6 tackles (2 solo), 1 sack (-10 yards), 1.5 TFL and 1 QB hurry at Utah State

2014: (BOISE STATE – 14/14)

- Led the Mountain West in sacks (12 for -60 yards) and finished third in TFL (19 for -84 yards), adding career highs in tackles (59) and PD (2)...Also had 2 FFs and 1 blocked punt for the Broncos
- Recorded a sack on the final play from scrimmage to secure a victory over No. 10 Arizona in the Fiesta Bowl... Finished the game with a career-high 10 tackles (7 solo), 2 sacks (-5 yards) and 2 TFL
- Tallied 4 solo tackles, adding a career-best 3 sacks (-17 yards) and 3 TFL in the victory at Wyoming
- Earned Mountain West Defensive Player of the Week honors after posting 5 tackles (3 solo), 2 sacks (-5 yards) and 3.5 TFL (-12 yards) in the win against Brigham Young

2013: (BOISE STATE – 13/0)

- Appeared in all 13 games as a freshman and was a key contributor on the Broncos' second defensive line unit, recording 12 tackles (6 solo), 1 sack (-14 yards) and 1.5 TFL
- Posted 2 solo tackles and his first-career sack (-14 yards) in the win vs. Nevada

— HIGH SCHOOL —

- Prepped at St. Louis School (Honolulu, HI), where he was a three-year letterwinner and was named first-team All-Interscholastic League of Hawaii (I/II) on the defensive line as a senior...Also lettered twice in basketball
- Earned academic recognition as a junior and senior after being twice named to the Honor Roll, as well as serving on the student council both years

COLLEGE STATISTICS

Year	Team	GP	GS	TACKLES			SACKS		INTERCEPTIONS					FUMBLES			
				TT	Solo	Asst.	No.	Yards	No.	Yards	LG	TD	PD	FF	FR	Yards	
2013	Boise State	13	0	12	6	6	1.0	14.0	0	0	0	0	0	0	0	0	0
2014	Boise State	14	14	59	40	19	12.0	60.0	0	0	0	0	2	2	0	0	
2015	Boise State	13	13	39	23	16	7.0	47.0	0	0	0	0	0	3	0	0	
Totals		40	27	110	69	41	20.0	121.0	0	0	0	0	2	5	0	0	

92

DEFENSIVE END
6-6 | 285



BRONSON KAUFUSI

COLLEGE: BYU HS: TIMPVIEW (PROVO, UT)

BORN: 7/6/91, PROVO, UT

EXP. (NFL/RAVENS): ROOKIE COLLEGE GP/GS: 50/37



— KEY TRANSACTIONS —

- Bronson Kaufusi was selected by the Ravens in the third round (70th overall) of the 2016 NFL Draft

— COLLEGE HONORS —

- BYU Team MVP (2015)
- BYU's Ed Stein Outstanding Senior Male Athlete Award for high athletic and academic performance and sportsmanship (2015-16)
- BYU Captain Award for outstanding leadership (2015)
- Two-time FBS Independent Defensive Player of the Week in 2014 (9/1, 11/17)
- First-team All-Independent selection by *College Sports Madness* (2014)
- Postseason All-Independent Team by *Phil Steele* (2014)
- Second-team All-Independent by *Phil Steele* (2013)
- Second-team All-Independent honors by *College Sports Madness* (2013-14)

— CAREER HIGHLIGHTS —

- Played in 50 games (37 starts) at BYU, totaling 26.5 career sacks (-173 yards) and 44 TFL (-213 yards)
- Compiled 167 tackles (109 solo), 2 INTs (including 1 for a TD), 5 FFs, 3 FRs, 17 QB hits, 15 PD and 4 blocked kicks
- Finished his career ranking No. 3 in BYU's all-time TFL (44) and No. 5 all time in career sacks (26.5)
- Set a BYU single-game record (NCAA official since 2000) with 3.5 sacks against Cincinnati in 2015
- Led the nation as a senior with 4 blocked kicks

— PERSONAL —

- Father, Steve, is BYU's defensive line coach and was a 12th-round draft choice of the Philadelphia Eagles in 1988...Played in 32 career NFL games as a DE
- Bronson's wife, Hilary, played soccer (goalkeeper) at BYU
- Played basketball at BYU (2012-13) as a forward, appearing in 20 games...Averaged 6.4 minutes, 1.1 points and 1.7 rebounds per contest
- Brother, Corbin, plays center on BYU's basketball team and plans to join the football team in 2016
- Served his Mormon mission in Auckland, New Zealand
- Earned a degree in statistics (emphasis in analytics)
- **Last name is pronounced: cow-FOO-see**

— SEASON RECAPS —

2015: (BYU – 13/13)

- Finished the season with 64 total tackles (45 solo), 20 TFL (-96 yards) and 11 sacks (-71 yards)...Added 1 INT (returned 10 yards), 3 FFs, 1 FR and a nation-best 4 blocked kicks...Was named BYU's team MVP
- Posted 9 tackles (7 solo), including 3 TFL, and 1 PD in the Las Vegas Bowl, passing David Nixon for No. 3 in BYU history for career TFL (44)
- Registered his third and fourth blocked kicks of the season vs. Utah State and moved into fifth place on BYU's official career sacks list with 26.5 QB drops
- Tallied 3 tackles, including 1 sack and 2 TFL, and his second-career INT against Connecticut
- Recorded a career-high 10 tackles, including 3 TFL, and 2 FFs vs. Missouri
- Set a BYU single-game record (NCAA official since 2000) with 3.5 sacks vs. Cincinnati, adding 7 stops (4 solo) and 1 FF

2014: (BYU – 11/11)

- Registered 43 tackles (34 solo), including 11.5 TFL (-58 yards)...Added 1 FF, 1 FR and 6 PD en route to earning *College Sports Madness* All-Independent first-team honors
- Named FBS Independent Defensive Player of the Week twice...Posted 9 tackles (8 solo) and 2 sacks in a win vs. UNLV and 4 tackles, 2 sacks and 1 FR in a win at Connecticut

2013: (BYU – 13/13)

- Posted 37 tackles (19 solo), 4 sacks (-18 yards), 1 FF, 1 FR and 6 PD in his first season as a starter en route to earning second-team All-Independent honors from *Phil Steele*
- Tallied his first-career INT, which he returned for a 12-yard TD, vs. Idaho State
- Registered 3 tackles, including 1 sack, against Houston

2012: (BYU – 13/0)

- Totaled 23 tackles, including 4.5 sacks (-32 yards), 1 FR, 1 QB hurry and 1 PD as a true freshman
- Tallied 2 tackles, including 1 sack, in the Poinsettia Bowl vs. San Diego State

— HIGH SCHOOL —

- Prepped at Timpview (Provo, UT) HS, where as a senior, he was ranked the No. 9 strongside DE in the nation by *Rivals.com* and the No. 1-overall recruit in Utah
- Totaled 19 tackles and 2 sacks as a senior in 2009 before suffering a season-ending knee injury...Posted over 70 tackles, 9.5 sacks, 23 FFs and 21 PD as a junior in 2008

92 BRONSON KAUFUSI

COLLEGE STATISTICS

Year	School	GP	GS	TACKLES			SACKS		INTERCEPTIONS					FUMBLES			
				TT	Solo	Asst.	No.	Yards	No.	Yards	LG	TD	PD	FF	FR	Yards	
2012	BYU	13	0	23	11	12	4.5	32.0	0	0	0	0	1	0	1	0	0
2013	BYU	13	13	37	19	18	4.0	18.0	1	12	12t	1	6	1	0	0	
2014	BYU	11	11	43	34	9	7.0	52.0	0	0	0	0	6	1	1	0	
2015	BYU	13	13	64	45	19	11.0	71.0	1	10	10	0	2	3	1	0	
Totals		50	37	167	109	58	26.5	173.0	2	22	12t	1	15	5	3	0	

HOMEGROWN PRO BOWLERS

The Ravens have had 36 players earn Pro Bowl honors since their 1996 inception. Of those, 20 are homegrown – 17 drafted and three signed as rookie free agents:

Year Drafted (Rd).	Name	Pro Bowls
1996 (1st)	LB Ray Lewis	13
1996 (1st)	T Jonathan Ogden	11
2002 (1st)	S Ed Reed	9
2003 (1st)	OLB Terrell Suggs	6
2006 (1st)	DT Haloti Ngata	5
2007 (3rd)	G Marshal Yanda	5
1997 (1st)	OLB Peter Boulware	4
1999 (1st)	CB Chris McAlister	3
2008 (2nd)	RB Ray Rice	3
2001 (1st)	TE Todd Heap	2
1996 (5th)	WR/RS Jermaine Lewis	2
2007 (4th)	FB Le’Ron McClain	2
2000 (6th)	OLB Adalius Thomas	2
2010 (RFA)	LS Morgan Cox#	1
2007 (1st)	G Ben Grubbs	1
2006 (6th)	P Sam Koch	1
2000 (1st)	RB Jamal Lewis	1
2014 (1st)	LB C.J. Mosley	1
2002 (RFA)	LB Bart Scott#	1
2012 (RFA)	K Justin Tucker#	1

Undrafted rookie free agent **Bold:** 2015 Pro Bowler



G Marshal Yanda

THE WIZARD'S DRAFT MAGIC

The Ravens, led by GM/EVP Ozzie Newsome, have had 20 drafts in their history and selected 20 players in the first round. These picks have earned an amazing 56 combined Pro Bowls, several All-Rookie honors, multiple Defensive Player of the Year Awards and two Super Bowl MVP honors.

RAVENS FIRST-ROUND DRAFT PICKS

Year	Name	Pick	Pro Bowls
1996	T Jonathan Ogden*	4	11
1996	LB Ray Lewis* ++ ~	26	13
1997	OLB Peter Boulware*	4	4
1998	CB Duane Starks*	10	
1999	CB Chris McAlister*	10	3
2000	RB Jamal Lewis* =	5	1
2000	WR Travis Taylor	10	
2001	TE Todd Heap*	31	2
2002	S Ed Reed* +	24	9
2003	OLB Terrell Suggs* +	10	6
2003	QB Kyle Boller	19	
2005	WR Mark Clayton*	22	
2006	DT Haloti Ngata*	12	5
2007	G Ben Grubbs*	29	1
2008	QB Joe Flacco^ ~	18	
2009	T Michael Oher*	23	
2011	CB Jimmy Smith	27	
2013	S Matt Elam	32	
2014	LB C.J. Mosley*	17	1
2015	WR Breshad Perriman	26	
2016	T Ronnie Stanley	6	

* All-Rookie Team ^ Rookie of the Year (NFL.com Fan Vote) ~ Super Bowl MVP
+ Defensive Player of the Year Awards = Offensive Player of the Year Award



QB Joe Flacco

43

CORNERBACK
5-9 | 177



TAVON YOUNG

COLLEGE: TEMPLE HS: POTOMAC (OXON HILL, MD)

BORN: 3/14/94, OXON HILL, MD

EXP. (NFL/RAVENS): ROOKIE COLLEGE GP/GS: 48/32



— KEY TRANSACTIONS —

- Tavon Young was selected by the Ravens in the fourth round (104th overall) of the 2016 NFL Draft...Young was the first of five players selected in the fourth round

— COLLEGE HONORS —

- Second-team Midseason All-AAC by *Phil Steele* (2014)
- Honorable mention All-AAC (2014)
- Third-team All-AAC by *College Sports Madness* (2014)
- American Athletic Conference Defensive Player of the Week (8/28/14)
- Jim Thorpe DB of the Week Award (8/28/14)

— CAREER HIGHLIGHTS —

- Played in 48 career games (32 starts), posting 127 tackles (99 solo), 2.5 sacks (-20 yards), 8 TFL (-34 yards), 21 PD, 7 INTs (157 return yards), 2 FFs, 3 FRs...Scored on 2 TD returns (an INT and FR)
- Served as team captain for seven games as a senior in 2015, including matchups at No. 19 Houston in the AAC Championship and vs. Toledo in the Boca Raton Bowl
- Earned Temple's coveted No. 1 jersey, awarded to the team's toughest player, before the 2014 season opener... Responded by posting 2 INTs for 35 yards at Vanderbilt and kept the jersey for the season
- Recorded 4 INTs for a conference-leading 157 return yards, including a 93-yard TD, as a junior in 2014

— PERSONAL —

- Named WR Breshad Perriman (UCF) as one of the best receivers he faced in college
- Majored in adult and organizational development

— NOTE THE QUOTE —

"I'm so excited. I can't wait to get started; I'm ready now. [The Ravens have] a great program and a winning program. It has great history, great players and a playoff team every year."

— CB Tavon Young

— SEASON RECAPS —

2015: (TEMPLE – 14/12)

- Tallied 41 tackles (29 solo), a career-high 5 TFL (-13 yards), 1 sack and finished second on the team with 7 PD, earning a trip to the 2016 Senior Bowl
- Recorded a season-high 8 tackles (5 solo) and 1 PD in a victory at Massachusetts

2014: (TEMPLE – 12/12)

- Led the team in INTs (4) and the AAC in INT return yards (153), returning 1 for a TD...Amassed 23 tackles, (22 solo), 1 FR-TD, 1 INT-TD and ranked third in the AAC with 9 PD
- Garnered AAC player of the week honorable mention honors after a 93-yard INT-TD to seal the victory at Connecticut
- Recorded 1 FR, returned 63 yards for a TD, in a win vs. ECU
- Reeled in 2 INTs, both of which lead to FGs, in a win over Vanderbilt...Earned Jim Thorpe Defensive Back of the Week and AAC Defensive Player of the Week honors

2013: (TEMPLE – 12/6)

- Racked up 51 tackles (39 solo), 1 TFL (-4 yards), 1 INT, 1 FF, 1 FR and a team-leading 5 PD
- Posted the team's first INT of the season in a 33-14 homecoming victory over Army

2012: (TEMPLE – 10/2)

- Registered 12 tackles (9 solo), 2 TFL (-17 yards), 2 PD, 1 FF, 1 FR, 1.5 sacks (-14 yards) and 2 INTs, becoming one of four true freshmen to earn a start
- Recorded his first-career INT, 2 tackles and assisted on 1 TFL (-4 yards) against Penn State

— HIGH SCHOOL —

- Prepped at Potomac (Oxon Hill, MD) HS, where as a senior, he was named first-team All-League, All-Metro and a Chick-fil-A Challenge All-Star
- Earned first-team All-State, All-League and All-County honors as a junior in 2010 after posting 31 tackles, 12 PD, 7 INTs and 1 FR...Also had 35 receptions for 9 TDs and 3 return TDs for the Wolverines
- Also lettered in track and basketball

COLLEGE STATISTICS

Year	Team	GP	GS	TACKLES			SACKS		INTERCEPTIONS					FUMBLES		
				TT	Solo	Asst.	No.	Yards	No.	Yards	LG	TD	PD	FF	FR	Yards
2012	Temple	10	2	12	9	3	1.5	14	2	-5	0	0	0	1	1	0
2013	Temple	12	6	51	39	12	0.0	0	1	9	9	0	5	1	1	0
2014	Temple	12	12	23	22	1	0.0	0	4	153	93t	1	9	0	1	63t
2015	Temple	14	12	41	29	12	1.0	6	0	0	0	0	7	0	0	0
Totals		48	32	127	99	28	2.5	20	7	157	93t	1	21	2	3	63t

10

WIDE RECEIVER
6-1 | 200



CHRIS MOORE

COLLEGE: CINCINNATI HS: THOMAS JEFFERSON (TAMPA, FL)
BORN: 6/16/93, ORLANDO, FL
EXP. (NFL/RAVENS): ROOKIE COLLEGE GP/GS: 50/34



— KEY TRANSACTIONS —

- Chris Moore was selected by the Ravens in the fourth round (107th overall) of the 2016 NFL Draft...Moore was the second (CB Tavon Young) of five picks in the round

— COLLEGE HONORS —

- Cincinnati's Most Valuable Receiver Award (2015)
- CFPA's National Wide Receiver of the Week (9/27/14)
- AAC Offensive Player of the Week (9/27/14)

— CAREER HIGHLIGHTS —

- Started 34 of 50 games played, posting 119 receptions for 2,301 yards and a school-record 26 TDs...Recorded a career 19.3 yards-per-catch average
- Added 4 rushes for 26 yards and 11 KORs for 226 yards (20.5 avg.) for the Bearcats
- In 2015, ranked eighth nationally and second in the AAC, averaging 21.8 yards per catch (40 for 870 yards & 7 TDs)
- Had 3 catches for 221 yards and 3 TDs (60, 83, 78) at Ohio State (9/27/14) to set school, conference and NCAA FBS records with a 73.7-yard single-game receiving average

— PERSONAL —

- Graduated with a criminal justice degree from Cincinnati
- M*A*S*H is his favorite TV show
- Proud member of a youth football team that was awarded the "Key to the County" of Hillsborough, FL, when he was younger

— NOTE THE QUOTE —

"From my film, I'm a deep-threat receiver. I can take the top off of any defense and make those big plays. But personally, I feel like I can do it all. I practice running every route, every single day. I run all the short routes, too, so I'm not just a deep threat." — WR Chris Moore

— SEASON RECAPS —

2015: (CINCINNATI – 12/9)

- Tallied 40 catches for 870 yards (21.8 avg.) and 7 TDs en route to being named UC's Most Valuable WR...His 21.8 ypc average was second in the AAC and eighth in the nation

- Finished the regular season ranked third in the AAC with 7 receiving TDs and sixth in receiving yards per game (74.8)
- Registered 5 catches for 153 yards and 1 TD at Memphis
- Posted 3 receptions for 108 yards and 1 TD vs. UCF
- Recorded 6 catches for 140 yards and 2 TDs at Houston

2014: (CINCINNATI – 13/13)

- Registered 30 catches for 673 yards and 8 TDs, tallying a 22.4 yards-per-catch average to help Cincinnati post a 9-4 overall record (7-1 in AAC play)
- Recorded 3 receptions for 221 yards and 3 TDs (60, 83, 78 yards) at Ohio State, setting school, AAC and NCAA FBS records with his 73.7 ypc average...The impressive mark broke the previous NCAA record of 72.7 yards, held by ECU's Terry Gallaher (9/13/75)
- Posted 6 receptions for 74 yards at Miami (FL)

2013: (CINCINNATI – 13/12)

- Recorded 45 catches for 645 yards (14.3 avg.) and a team-high 9 receiving TDs, with the Bearcats posting a 9-4 mark
- Racked up 7 receptions for 92 yards vs. Louisville
- Tallied 5 catches for 37 yards and 1 TD against SMU
- Posted 2 TD catches and 65 receiving yards in the homecoming win over UConn

2012: (CINCINNATI – 12/0)

- Caught 4 passes for 113 yards (28.3 avg.) and 2 TDs...Also posted 1 special teams tackle for a Cincinnati squad that finished 10-3 and earned a victory in the Belk Bowl
- Recorded his first-career TD on a 65-yard catch vs. Temple

2011: (CINCINNATI – 0/0)

- Redshirted his true freshman season at Cincinnati

— HIGH SCHOOL —

- Prepped at Thomas Jefferson (Tampa, FL) HS, where he led his team to an undefeated campaign and Class 3A State Championship in 2010...Secured 49 catches for 1,500 yards and 21 TDs that season...Was a Parade All-American and earned Class 3A All-State honorable mention honors

COLLEGE STATISTICS

Year	School	GP	GS	RECEIVING					RUSHING					
				No.	Yards	Avg.	LG	TD	No.	Yards	Avg.	LG	TD	
2011	Cincinnati	--	--	--	--	--	--	--	--	--	--	--	--	--
REDSHIRT SEASON														
2012	Cincinnati	12	0	4	113	28.3	65	2	0	0	0.0	0	0	0
2013	Cincinnati	13	12	45	645	14.3	51	9	2	16	8.0	20	0	0
2014	Cincinnati	13	13	30	673	22.4	83t	8	0	0	0.0	0	0	0
2015	Cincinnati	12	9	40	870	21.8	68	7	2	10	5.0	6	0	0
Totals		50	34	119	2,301	19.3	83t	26	4	26	6.5	20	0	0

72

GUARD/TACKLE
6-6 | 315



ALEX LEWIS

COLLEGE: NEBRASKA HS: MOUNTAIN POINTE (TEMPE, AZ)

BORN: 4/21/92, TEMPE, AZ

EXP. (NFL/RAVENS): ROOKIE COLLEGE GP/GS: 50/41



— KEY TRANSACTIONS —

- Alex Lewis was selected by the Ravens in the fourth round (130th overall) of the 2016 NFL Draft...Lewis was the third of five picks in the round

— COLLEGE HONORS —

- Second-team All-Big Ten by coaches (2015)
- Third-team All-Big Ten by media (2015)
- Honorable mention All-Big Ten by media (2014)
- Academic All-Big Ten (2014)

— CAREER HIGHLIGHTS —

- Started 26-consecutive games at Nebraska...Sat out the 2013 season after transferring from Colorado, where he saw action in 24 games over two seasons (2011-12)
- In 2015, helped the Huskers' offense average 32.8 points, 266.9 passing yards and 446.9 total yards of offense per game, ranking in the Big Ten's Top 3 in each category

— PERSONAL —

- Voted team captain in 2015, becoming the third family in Nebraska history to have both father (Bill) and son serve in the same role
- Father, Bill, earned All-American honors as a center and served as team captain for Nebraska (1981-85)...Went on to play in the NFL for seven seasons (1986-88;1990-93) with the Los Angeles Raiders, Phoenix Cardinals and New England Patriots
- Mother, Kimberly, attended Nebraska and was on the dance team...Also founded the Phoenix Suns Dance Team
- Graduated with a sociology degree

— NOTE THE QUOTE —

"I think we'll bring him in here, and he competes for tackle and guard spots. He's a versatile kid; he's played both sides of the line of scrimmage. He's a big, athletic, long, tough, physical guy."

— Ravens Director of College Scouting Joe Hortiz

— SEASON RECAPS —

2015: (NEBRASKA – 13/13)

- Led an offensive line that helped Nebraska amass 5,819 total yards and 51 TDs...Huskers ranked second in the Big Ten and 26th nationally in total offense
- Helped blocked for QB Tommy Armstrong Jr., who completed 222 of 402 passes for 3,030 yards and 22 TDs...

Armstrong Jr.'s production ranked third best in school history, with the QB posting 3,430 yards of total offense (3,030 passing and 400 rushing)

- Led a Huskers' offensive line that allowed just 14 sacks in 13 games, ranking No. 9 in the nation in fewest sacks permitted per game (1.1 spg)
- Nebraska totaled 500 yards of offense in a 37-29 win over UCLA in the Foster Farms Bowl

2014: (NEBRASKA – 13/13)

- Helped the offensive line make way for Nebraska's 3,360 total rushing yards on the season...The offense tallied 5,880 yards and 64 TDs, ranking No. 31 nationally in total offense
- The Huskers went on a five-game winning streak to start the season and finished 9-4 overall
- Blocked for RB Ameer Abdullah, who posted a game-high 241 rushing yards and 2 TD runs in a win vs. Miami

2013: (NEBRASKA – 0/0)

- Sat out after transferring to Nebraska from Colorado

2012: (COLORADO – 12/12)

- Earned sophomore All-America honorable mention honors after allowing just 2 sacks, the team's second fewest
- Played 736 snaps in helping the Buffaloes rush for 1,323 total yards on the season
- Blocked for QB Jordan Webb, who passed for a then-career-high 1,434 yards and 8 TDs

2011 (COLORADO – 12/3)

- Helped CU's offense amass 1,413 rushing yards, 3,089 passing yards and 32 TDs
- Blocked for RB Rodney Stewart, who rushed for 854 yards and 4 TDs in his senior season
- The Buffaloes tallied 500 total yards and season-high 5 TDs in a 48-29 win over Arizona

— HIGH SCHOOL —

- Prepped at Mountain Pointe (Tempe, AZ) HS, where as a senior, he earned first-team All-State, All-City and All-5A East Valley honors after blocking for two teammates who rushed for 1,700-plus yards and a combined 51 TDs
- Part of a team that went undefeated in the 2010 regular season (10-0), earning a trip to the regional championship
- Saw action at guard and DT as a junior in 2009, recording 25 tackles, 4 sacks and 1 FR...Earned first-team All-City and All-5A East Valley honors
- Also played lacrosse

69

DEFENSIVE TACKLE
6-3 | 300



WILLIE HENRY

COLLEGE: MICHIGAN HS: GLENVILLE (CLEVELAND, OH)

BORN: 3/20/94, CLEVELAND, OH

EXP. (NFL/RAVENS): ROOKIE COLLEGE GP/GS: 35/22

— KEY TRANSACTIONS —

- Willie Henry was selected by the Ravens in the fourth round (132nd overall) of the 2016 NFL Draft...Was the fourth of five Ravens' picks in the round
- Declared for the NFL Draft after his junior year

— COLLEGE HONORS —

- Honorable mention All-Big Ten (2015)
- All-Freshman Team by *ESPN.com* (2013)

— CAREER HIGHLIGHTS —

- Played in 33 games at Michigan, making 21 starts, before declaring for the NFL Draft after his junior season... Posted 86 tackles (40 solo), 10 sacks (-89 yards), 18.5 TFL (-103 yards) and 1 INT with the Wolverines
- Recorded a career high in tackles (34), TFL (10) and sacks (6.5 for -46 yards) as a junior in 2015
- Scored on a 7-yard INT-TD return as a sophomore in 2014
- Also blocked a PAT (as a redshirt freshman in 2013)

— PERSONAL —

- Attended Glenville (Cleveland, OH) HS, where he was mentored by legendary high school coach Ted Ginn Sr.
- Worked out for Ravens coaches at Michigan during John and Jim Harbaugh's "The Greatest Coaching Clinic of All Time" (2016)
- Was enrolled in the College of Literature, Science and the Arts at Michigan, majoring in general studies

— NOTE THE QUOTE —

"We worked out Willie Henry, and all of us who were there, he really opened our eyes. I was like, 'This guy is a talented, explosive player.' So, when you get an eye on a guy in person, then you go back and watch the tape, and you can kind of put two and two together, I think it made us very interested."

— Ravens Head Coach John Harbaugh

2015: (MICHIGAN – 12/9)

- Recorded career highs in tackles (34), TFL (10 for -52 yards) and sacks (6.5 for -46 yards) as a junior
- Secured 2 solo tackles, including 1 sack, vs. BYU
- Posted 4 tackles, including a career-high 2 sacks, and 2.5 TFL vs. Northwestern
- Netted a career-high-tying 5 tackles, including a career-high 3 TFL and 2 sacks, vs. Michigan State

2014: (MICHIGAN – 9/6)

- Tallied 20 tackles (12 solo), 5.5 TFL (-40 yards), 3 sacks (-37 yards) and his first-career INT (returned 7 yards for a TD), en route to earning his second varsity letter
- Registered 3 tackles, including 1 sack and 2 TFL, at Rutgers
- Posted 4 tackles, including 1 sack, and his first-career INT (returned 7 yards for a TD) vs. Utah
- Tallied 3 tackles and 1 QB hurry at Notre Dame

2013: (MICHIGAN – 12/6)

- Earned first-team All-Freshman honors (*ESPN.com*) after contributing 32 tackles (15 solo), 3 TFL (-11 yards), a half-sack and a blocked PAT as a redshirt freshman
- Established a career high with 5 tackles at Northwestern
- Started his first-career game, netting 4 tackles, a half-sack and a blocked PAT at Michigan State

2012: (MICHIGAN – 0/0)

- Redshirted as a true freshman

— HIGH SCHOOL —

- Prepped at Glenville (Cleveland, OH) HS, where he was coached by Ted Ginn Sr...Also lettered in baseball, track and field and basketball
- Recorded 10 sacks on the gridiron and averaged 11.9 points per game on the hardwood as a senior in 2011 for the Tarblooders

COLLEGE STATISTICS

Year	Team	GP	GS	TACKLES			SACKS		INTERCEPTIONS					FUMBLES			
				TT	Solo	Asst.	No.	Yards	No.	Yards	LG	TD	PD	FF	FR	Yards	
2012	Michigan	--	--	REDSHIRT SEASON			--	--	--	--	--	--	--	--	--	--	--
2013	Michigan	12	6	32	15	17	0.5	6.0	0	0	0	0	0	0	0	0	0
2014	Michigan	9	6	20	12	8	3.0	37.0	1	7	7t	1	1	1	0	0	0
2015	Michigan	12	9	34	13	21	6.5	46.0	0	0	0	0	2	2	0	0	0
Totals		33	21	86	40	46	10.0	89.0	1	7	7t	1	3	3	0	0	0

30

RUNNING BACK
5-10 | 212



KENNETH DIXON

COLLEGE: LOUISIANA TECH HS: STRONG (AR)

BORN: 1/21/94, EL DORADO, AR

EXP. (NFL/RAVENS): ROOKIE COLLEGE GP/GS: 47/38



— KEY TRANSACTIONS —

- Kenneth Dixon was selected by the Ravens in the fourth round (134th overall) of the 2016 NFL Draft...Dixon was the fifth player selected by Baltimore in the fourth round

— COLLEGE HONORS —

- First-team All-Conference USA (2015)
- Three-time first-team All-Louisiana (2012, 2014-15)
- Two-time second-team All-Conference USA (2013-14)
- Freshman All-America (2012)
- Western Athletic Conference Freshman of the Year (2012)
- Louisiana Freshman of the Year (2012)
- First-team All-WAC (2012)

— CAREER HIGHLIGHTS —

- Played in 47 games (38 starts) at Louisiana Tech, where he recorded a school-record 4,480 rushing yards and 72 TDs on 801 carries...Also posted 88 receptions for 972 yards and 15 TDs
- Dixon's 87 total TDs are the second most in NCAA history behind only Keenan Reynolds (Navy - 88), who was drafted by the Ravens in the sixth round in 2016
- Is tied for the NCAA record of games played with a TD (38)
- His 72 rushing TDs rank fourth most in NCAA history

— PERSONAL —

- From the small town of Strong, AR, which as of 2013, had a population of 540 people
- Was a general studies major at Louisiana Tech
- Has a daughter (Kyleigh, 1)
- Attended Strong (AR) HS, where he was named Arkansas' "Mr. Football" as a senior in 2011

— SEASON RECAPS —

2015: (LOUISIANA TECH – 11/10)

- Rushed 197 times for 1,070 yards and 19 TDs, adding 34 receptions for 467 yards and 7 TDs
- Posted a New Orleans Bowl record 215 all-purpose yards and 4 TDs in a victory over Arkansas State
- Rushed for 195 yards on 22 carries and tied a career-high with 6 rushing TDs in the win over North Texas...Also had 3 receptions for 32 yards
- Tallied 13 carries for 63 yards and 3 TDs, adding 2 receptions for 52 yards and 1 TD, against Middle Tennessee State
- Carried the ball 25 times for 169 yards and 2 TDs, adding a 23-yard TD reception, in the victory over Florida International

2014: (LOUISIANA TECH – 14/13)

- Became the school's all-time leading rusher after posting 1,299 rushing yards and 22 TDs on 253 carries...Added 30 receptions for 385 yards and 6 TDs as a junior
- Was the only FBS player to record both a rushing and receiving TD of 80-plus yards on the year
- Set the school rushing mark in the Heart of Dallas Bowl with 63 rushing yards and 1 TD...Also had an 80-yard TD reception, recorded 1 FF and made 1 solo tackle
- Broke the school's total TD mark after rushing for 156 yards and 3 TDs on 20 carries at Marshall
- Rushed a career-high 28 times for 121 yards and 1 TD against UTSA, setting a new school standard for 100-yard rushing performances (14)

2013: (LOUISIANA TECH – 10/8)

- Recorded 917 rushing yards and 4 TDs on 151 carries (6.0 avg.)...Added 14 receptions for 85 yards and 1 TD
- Rushed for 207 yards and 1 TD, surpassing 2,000 yards for his career, against Southern Miss
- Led all players in rushing (119) and receiving (64) yards, adding 1 TD reception at Florida International
- Ran for 41 yards on 4 carries before leaving the game with a knee injury against Lamar

2012: (LOUISIANA TECH – 12/7)

- Garnered several accolades after rushing 200 times for 1,194 yards and an NCAA-freshman-record 27 TDs...Also had 10 catches for 35 yards and 1 TD
- Rushed for 144 yards and 4 TDs, adding 2 receptions for 14 yards and 1 TD, at Texas State
- Rushed for 72 yards and 3 TDs on 18 carries at UTSA, setting a then-school record for TDs in a season
- Helped the offense set school records in total TDs (8) and total yards (839) by contributing 232 rushing yards and a school-record 6 rushing TDs against Idaho
- Had 16 rushes for 102 yards and 4 TDs against UNLV
- Rushed for 90 yards and 1 TD on 18 carries in his first collegiate game at Houston

— HIGH SCHOOL —

- Prepped at Strong (AR) HS, where he lettered in both football and basketball and was named Arkansas' "Mr. Football" in 2011
- Rushed for a state single-season record 3,153 yards and 39 TDs en route to the school's state title run in 2011
- Also participated in track and field and helped lead his basketball team to a district championship as a junior

30 KENNETH DIXON


COLLEGE STATISTICS

Year	Team	GP	GS	RUSHING					RECEIVING				
				No.	Yards	Avg.	LG	TD	No.	Yards	Avg.	LG	TD
2012	Louisiana Tech	12	7	200	1,194	6.0	48	27	10	35	3.5	14	1
2013	Louisiana Tech	10	8	151	917	6.0	72	4	14	85	6.0	39t	1
2014	Louisiana Tech	14	13	253	1,299	5.1	99t	22	30	385	12.8	84t	6
2015	Louisiana Tech	11	10	197	1,070	5.4	65	19	34	467	13.7	59	7
Totals		47	38	801	4,480	5.6	99t	72	88	972	11.0	84t	15


DRAFT SUCCESS ACROSS THE BOARD

Rd. Players (Years Drafted)

- Hall of Famer Jonathan Ogden ('96), Future HOFers Ray Lewis ('96) & Ed Reed ('02), Todd Heap ('01), Terrell Suggs ('03), Haloti Ngata ('06), Joe Flacco ('08), Jimmy Smith ('11), C.J. Mosley ('14)
 - Jamie Sharper ('97), Ray Rice ('08), Torrey Smith ('11), Courtney Upshaw ('12), Kelechi Osemele ('12), Timmy Jernigan ('14)
 - Casey Rabach ('01), Marshal Yanda ('07), Lardarius Webb ('09), Brandon Williams ('13), Crockett Gillmore ('14)
 - Edwin Mulitalo ('99), Jarret Johnson ('03), Le'Ron McClain ('07), Dennis Pitta ('10), Kyle Juszczyk ('13)
 - Jermaine Lewis ('96), Dawan Landry ('06), Arthur Jones ('10), Pernell McPhee ('11), Rick Wagner ('13), John Urschel ('14)
 - Adalius Thomas ('00), Chester Taylor ('02), Sam Koch ('06), Haruki Nakamura ('08), Tyrod Taylor ('11)
 - DeAngelo Tyson ('12), Michael Campanaro ('14)
- RFA** Mike Flynn ('97), Priest Holmes ('97), Will Demps ('02), Bart Scott ('02), Ma'ake Kemoeatu ('02), Jameel McClain ('08), Dannell Ellerbe ('09), Morgan Cox ('10), Justin Tucker ('12), Marlon Brown ('13), Zach Orr ('14)



CB Jimmy Smith (1st, 2011)



DT Timmy Jernigan (2nd, 2014)



DT Brandon Williams (3rd, 2013)



FB Kyle Juszczyk (4th, 2013)

DRAFT PICKS' ELITE HONORS

The Ravens have produced five different AP Player of the Year honors in the past 16 seasons. Baltimore has also had two players earn Defensive Rookie of the Year, two others garner Super Bowl MVP honors and one player elected into the Pro Football Hall of Fame. All of these players (listed below) are Baltimore draft picks.

Draft Pick (Year)

Jonathan Ogden (1996)
Ray Lewis (1996)
Peter Boulware (1997)
Jamal Lewis (2000)

Major Accolades

Pro Football Hall of Fame (2013 inductee)
'00 & '03 Def. POY; Super Bowl XXXV MVP
'97 Defensive Rookie of the Year
'03 Offensive Player of the Year

Draft Pick (Year)

Ed Reed (2002)
Terrell Suggs (2003)
Joe Flacco (2008)

Major Accolades

'04 Defensive Player of the Year
'03 Defensive ROY; '11 Defensive POY
Super Bowl XLVII MVP




T Jonathan Ogden



LB Ray Lewis



S Ed Reed



OLB Terrell Suggs

91

OUTSIDE LINEBACKER
6-3 | 275



MATTHEW JUDON

COLLEGE: GRAND VALLEY STATE **HS:** WEST BLOOMFIELD (MI)
BORN: 8/15/92, WEST BLOOMFIELD, MI
EXP. (NFL/RAVENS): ROOKIE **COLLEGE GP/GS:** 42/32



— KEY TRANSACTIONS —

- Matthew Judon was selected by the Ravens in the fifth round (146th overall) of the 2016 NFL Draft

— COLLEGE HONORS —

- Two-time first-team All-Great Lakes Intercollegiate Athletic Conference (2014-15)
- Gene Upshaw Award (2015)
- GLIAC Defensive Lineman of the Year (2015)
- GVSU Defensive Lineman of the Year (2014)

— CAREER HIGHLIGHTS —

- Played in 42 games at Grand Valley State (32 starts) finishing as the school's all-time leader in sacks (35)
- Led the nation, at any collegiate level, with 21 sacks in 2015
- Finished his career with 204 tackles (100 solo), 35 sacks (-237 yards), 1 INT (41 yards), 11 PD, 8 FFs and 3 FRs

— PERSONAL —

- For the past few years, Judon has worked at Camp Sunshine in Michigan, helping people ages 12-50 with mild to moderate cognitive impairments
- Graduated with a sports management and business degree
- Is the sixth of 10 children in his family

— NOTE THE QUOTE —

"He has all the skills you look for – the athletic ability, the size, and he had the production, the ability on tape. His numbers were good. Everything really looked good. We brought Matt to Baltimore and spent time talking to him and getting a chance to spend some really good time with him, and that was really the last box to check. It made [drafting him] an easy decision for us."

– Assistant General Manager Eric DeCosta

— SEASON RECAPS —

2015: (GRAND VALLEY STATE – 15/14)

- Led the nation, at any level, with 21 sacks (-128 yards), adding 81 tackles (37 solo), 3 PD, 3 FFs, 2 FRs and a career-high 24.5 TFL (-135 yards)

- Recorded 5 tackles (3 solo), 3.5 sacks (-33 yards) and 1 FR in the victory at Tiffin
- Posted 8 tackles (5 solo), 3.5 sacks (-20 yards) and 1 FF in the win at Wayne State
- Tallied a team-high 9 tackles (5 solo) and 4.5 sacks (-21 yards) in the season-opening victory vs. Southwest Baptist

2014: (GRAND VALLEY STATE – 11/9)

- Recorded 72 tackles (36 solo), 8.5 sacks (-66 yards), 19 TFL (-84 yards) and career highs in PD (5) and FFs (4)
- Led the GLIAC in sacks and finished second in TFL...Also finished second on the team in total tackles
- Posted a career-high 14 tackles (11 solo), adding 2.5 sacks (-19 yards) and 5.5 TFL (-24 yards), at Findlay
- Registered 12 tackles (3 solo) and 1.5 TFL at Ferris State

2013: (GRAND VALLEY STATE – 1/1)

- Granted a medical redshirt after suffering a knee injury in the season opener against Azusa Pacific

2012: (GRAND VALLEY STATE – 8/8)

- Finished with 37 tackles (18 solo), 3.5 sacks (-19 yards), 7 TFL (-28 yards), 2 PD, 1 FF and the lone INT of his career, which he returned 41 yards
- Posted 8 tackles (3 solo) and 1 sack against Northwood
- Tallied 2 tackles, 1 sack and his first-career INT (returned 41 yards) in the season-opening victory at Western Oregon

2011: (GRAND VALLEY STATE – 7/0)

- Posted 14 tackles (9 solo), 2 sacks (-24 yards), 1 PD and 1 FR in his first collegiate campaign
- Tallied 4 solo tackles, 1 sack and 1 TFL in his first collegiate game against Tiffin

— HIGH SCHOOL —

- Prepped at West Bloomfield (MI) HS, recording 89 tackles, 6 sacks and 16 TFL as a senior...Was named honorable mention All-Metro North by *The Detroit News*
- Also earned second-team All-Oakland County by the *Oakland Press*...Was a two-star recruit at DE by *Scout.com*

COLLEGE STATISTICS

Year	Team	GP	GS	TACKLES			SACKS		INTERCEPTIONS					FUMBLES			
				TT	Solo	Asst.	No.	Yards	No.	Yards	LG	TD	PD	FF	FR	Yards	
2011	Grand Valley St.	7	0	14	9	5	2.0	24.0	0	0	0	0	1	0	1	0	0
2012	Grand Valley St.	8	8	37	18	19	3.5	19.0	1	41	41	0	2	1	0	0	0
2013	Grand Valley St.	1	1	0	0	0	0.0	0.0	0	0	0	0	0	0	0	0	0
2014	Grand Valley St.	11	9	72	36	36	8.5	66.0	0	0	0	0	5	4	0	0	0
2015	Grand Valley St.	15	14	81	37	44	21.0	128.0	0	0	0	0	3	3	2	0	0
Totals		42	32	204	100	104	35.0	237.0	1	41	41	0	11	8	3	0	0

81

WIDE RECEIVER
5-10 | 190



KEENAN REYNOLDS

COLLEGE: NAVY HS: GOODPASTURE CHRISTIAN (MADISON, TN)

BORN: 12/13/93, ANTIOCH, TN

EXP. (NFL/RAVENS): ROOKIE COLLEGE GP/GS: 50/45



— KEY TRANSACTIONS —

- Keenan Reynolds was selected in the sixth round (182nd overall) of the 2016 NFL Draft...Was the first of two Baltimore choices (CB Maurice Canady) in the round

— COLLEGE HONORS —

- Finished fifth in Heisman Trophy voting (2015)
- Finalist for the Manning Award (2015)
- Semifinalist for Walter Camp Player of the Year (2015)
- Semifinalist for the Maxwell Award (2015)
- Semifinalist for the Davey O'Brien Award (2015)
- Third-team All-American by the *Associated Press* (2015)
- Eastern Collegiate Athletic Conference Offensive Player of the Year (2015)
- American Athletic Conference Offensive Player of the Year (2015)
- First-team All-AAC (2015)
- FBS Independent Offensive Player of the Year (2013, 2014)
- First-team FBS All-Independent (2013-14)
- Sports Illustrated* honorable mention All-American (2014)
- Military Bowl Most Valuable Player (2015)
- Poinsettia Bowl Offensive Most Valuable Player (2014)
- Armed Forces Bowl MVP (2013)
- Independent Rookie of the Year (2012)
- AAU James E. Sullivan Award, presented to the U.S. amateur athlete whose outstanding athletic accomplishments are complemented by qualities of leadership, character and sportsmanship (2016)
- Naval Academy Athletic Association's Thompson Cup honoree, presented to the midshipman who has done the most during the year to promote Navy Athletics (2014)

— CAREER HIGHLIGHTS —

- His 88 career rushing TDs are the most in NCAA Division-I history (includes FBS and FCS), while his 88 career scores (rushing & receiving) are the most in NCAA FBS history
- Scored at least 1 TD in 37 games, tied for the second most in NCAA history and one shy of the record held by Florida's Tim Tebow (38)
- Scored 2-or-more TDs in a game 24 times in his career, tied for the third most in NCAA history
- Scored 3-or-more TDs an NCAA-record 16 times in his career...Averaged 1.8 TDs per contest (88 in 50 games), the second-best average in NCAA history

- Is the first player in NCAA history to have three seasons of scoring 23-or-more rushing TDs in a campaign
- Led Navy to seven fourth-quarter (or overtime) game-winning drives, which was the nation's most among active QBs in 2015
- His 4,559 career rushing yards are the most in NCAA history by a QB and the most overall in Navy history
- His 530 career points are the most in NCAA history
- Was responsible for a Naval Academy-record 716 points during his career (88 rushing TDs, 31 passing TDs and one 2-point conversion)
- Threw just 8 INTs on 462 attempts for a .017 INT%, the best such mark in Navy history
- Is Navy's record holder for career TD passes (31)
- 32 career wins are the most in Navy history (32-13 overall)
- Was an impressive 7-1 (.875) in Service Academy games
- First quarterback in the history of the Army-Navy game to post a 4-0 mark as the starting QB

— PERSONAL —

- Father, Donald, played football at UT-Martin
- His Navy service assignment is "information warfare"
- Graduated with a degree in international relations
- Recipient of the inaugural Stephen Decatur Award (2015), presented by the White House Historical Association... The award recognizes a young leader who upholds the ideals exemplified by its namesake...Decatur was one of the most decorated naval officers in U.S. history, but the award is not exclusive to the military
- Received an invitation to attend President Barack Obama's final State of the Union Address on Jan. 12, 2016 as a guest of Tennessee Congressman Jim Cooper

— NOTE THE QUOTE —

"He's a talented guy. It's surprising that he wasn't at the Combine. We saw him at the East-West [Shrine game] so, that's an indication that people like him. This is a highly-decorated player and a special kid. We knew about him, and I know other teams knew about him, too. He certainly was on the radar screen for a lot of other teams. We're just lucky that we got him and got him in a good spot. He's going to come in here and hopefully become a slot receiver and one of the best punt returners in the NFL."

— Ravens Assistant GM Eric DeCosta

81 KEENAN REYNOLDS

— SEASON RECAPS —

2015: (NAVY – 13/13)

- Ranked second in the country in rushing TDs (24) and fifth in overall scoring (11.1 ppg)...Was the nation's leading rusher among QBs (105.6 ypg), posting 1,373 yards on 265 carries (5.2 avg.)...Also passed for a career-high 1,203 yards on 61 of 115 attempts, throwing 8 TDs and just 1 INT
- Earned All-AAC first-team honors and was a finalist for the Manning Award...Was also a semifinalist for the Walter Camp Player of the Year Award, the Maxwell Award and the Davey O'Brien Award, in addition to finishing fifth in the Heisman Trophy voting
- Led Navy to an 11-2 record and victory in the Military Bowl, where he broke the record for most total TDs (88) in FBS history with his 3-score game against Pitt...Earned game MVP honors, finishing the contest as Navy's leading rusher (24-144, 3 TDs), leading passer (9-17-0, 126 yds, 1 TD) and leading receiver (1-47)...In the Military Bowl victory, he also became the NCAA record holder for points in a career (530) and most career rushing yards by a QB (4,559)
- Was named the MVP of the annual Army-Navy game after leading the Midshipmen with 136 rushing yards and 2 TDs on 21 carries, also completing 6 of 14 passes for 113 yards and a TD...Became the first player in the Army-Navy series history to post a 4-0 record as the starting QB...Also became the first player in school history to have two 1,000-yard passing and rushing seasons in a career
- Completed 13 of 16 passes for a career-high 312 yards and 1 TD, while rushing 19 times for 84 yards and 1 TD at Houston
- Named AAC Offensive Player of the Week for a second-straight week after rushing for 3 TDs and throwing another in Navy's win at UConn
- Named AAC and ECAC Offensive Player of the Week after rushing for 142 yards and an AAC-record 5 TDs vs. ECU

2014: (NAVY – 11/11)

- Led an offensive unit that ranked No. 2 in rushing offense (338.1 ypg) and No. 2 in passing yards per completion (17.1 ypc)...Threw for 843 yards and 6 TDs on 52-of-111 passing, adding 1,191 rushing yards and 23 TDs on 250 carries... Garnered first-team FBS All-Independent honors and was named FBS Independent Offensive Player of the Year
- Named the Poinsettia Bowl Offensive MVP after scoring both of Navy's TDs in the win over San Diego State
- Led the Mids with 100 rushing yards on 26 carries to lead Navy to its 13th-straight victory against Army
- With 3 TDs at South Alabama, became the NCAA's all-time

leader for most rushing TDs in a career by a QB...Also became the NCAA record holder for most 3-TD games (12)

- Earned FBS Independent Offensive Player of the Week after rushing 30 times for 277 yards and 6 TDs, also completing 5 of 8 passes for 71 yards and 1 TD, vs. Georgia Southern
- Named the FBS Independent Offensive Player of the Week after tallying 251 rushing yards and 3 TDs vs. San Jose State...Broke Navy's record for career TDs

2013: (NAVY – 13/13)

- Named first-team FBS All-Independent and the FBS All-Independent Offensive Player of the Year after tallying 1,346 rushing yards on 300 carries and a Navy-record 31 TDs... Also completed 68 of 128 passes for 1,057 yards and 8 TDs
- Named the Armed Forces Bowl MVP following a 2-TD output vs. Middle Tennessee...Became the fourth player and only QB in FBS history to score 30 rushing TDs in a season, joining Barry Sanders (OSU, 37 in 1988), Montee Ball (Wis., 33 in 2011) and Kapri Bibbs (CSU, 31 in 2013)
- Earned several Player of the Week honors following his performance vs. San Jose State, in which he rushed for 240 yards and an NCAA-record (by a QB) 7 TDs
- Navy's offense gained 331 rushing yards, with Reynolds rushing for 53 yards and 3 TDs, at Notre Dame...Also completed 6 of 9 passes for 88 yards and a TD
- Carried the ball a career-high 32 times for 127 yards and 3 TDs in the Mids' season-opening win at Indiana

2012: (NAVY – 13/8)

- Started the final eight games of the season and was named the FBS Independent Rookie of the Year...Navy ranked sixth nationally in rushing offense (278.5 ypg), with Reynolds posting 649 rushing yards and 10 TDs...Also threw for 898 yards (61-of-108 passing) and a career-high 9 TDs
- Became the first Navy QB to win his first four career starts since senior Bob Powers (six straight) in 1979
- Named FBS Independent Offensive Player of the Week after leading the Mids to a 31-13 road win over Central Michigan...Became the first Navy freshman to start at QB since 1991 (Jim Kubiak), completing 6 of 11 passes for 134 yards and 3 TDs, also rushing 24 times for 59 yards

— HIGH SCHOOL —

- Prepped at Goodpasture Christian (Madison, TN), where he was a four-year letter-winner in football and track...Two-time All-State football selection who was also twice named the district's MVP...Led his team to back-to-back (2010-11) district football titles with a combined 21-6 record

COLLEGE STATISTICS

Year	School	GP	GS	PASSING							RUSHING							
				Att.	Comp.	Yards	Comp%	Yds/Att	TD	INT	LG	Sack/Lost	Rating	No.	Yards	Avg.	LG	TD
2012	Navy	13	8	108	61	898	56.5	8.31	9	2	68	14/100	150.1	162	649	4.0	70	10
2013	Navy	13	13	128	68	1,057	53.1	8.26	8	2	63	15/114	140.0	300	1,346	4.5	67	31
2014	Navy	11	11	111	52	843	46.8	7.59	6	3	53	19/120	123.1	250	1,191	4.8	67	23
2015	Navy	13	13	115	61	1,203	53.0	10.46	8	1	75	14/107	162.1	265	1,373	5.2	67	24
Totals		50	45	462	242	4,001	52.4	8.66	31	8	75	62/441	143.8	978	4,559	4.7	70	88

49

CORNERBACK
6-1 | 193



MAURICE CANADY

COLLEGE: VIRGINIA HS: VARINA (HENRICO, VA)

BORN: 5/26/94, RICHMOND, VA

EXP. (NFL/RAVENS): ROOKIE COLLEGE GP/GS: 44/34

— KEY TRANSACTIONS —

- Maurice Canady was selected by the Ravens in the sixth round (209th overall) of the 2016 NFL Draft

— COLLEGE HONORS —

- Second-team All-ACC by media (2014)
- Third-team All-ACC by league coaches (2014)

— CAREER HIGHLIGHTS —

- Played in 44 games at Virginia (34 starts), recording 148 tackles (102 solo), 2 sacks (-28 yards), 6.5 TFL (-44 yards), 5 INTs (108 return yards - 1 TD), 29 PD, 4 FFs and 1 FR
- Also recorded 5 PRs for 126 yards and 1 TD
- Participated in the 2015 Senior Bowl
- In 2012, twice earned ACC Defensive Player of the Week honors (11/5 and 11/12) and *College Sports Madness* ACC Defensive Player of the Week (11/5)

— PERSONAL —

- Majored in African-American studies at Virginia
- Attended Varina (Henrico, VA) HS, where he served as a team captain his senior year (2011)
- **Last name is pronounced: CAN-uh-dee**

— SEASON RECAPS —

2015: (VIRGINIA – 12/12)

- Recorded 39 tackles (career-high 30 solo), adding 3 TFL (-10 yards), 6 PD and 1 FF...Also had 5 PRs for 126 yards and 1 TD
- Tallied 5 tackles (2 solo) and 1 PD, which came at a critical time late in the game of an 8-point win over Duke
- Posted 5 tackles (4 solo) and 1 TFL (-4 yards) in the victory against Syracuse
- Recorded a season-high 6 tackles (5 solo), 1 FF and 2 PRs (returned 94 yards), including 1 for a TD...The 74-yard PR-TD was the fifth longest in program history

2014: (VIRGINIA – 12/12)

- Posted 37 tackles (23 solo), 1.5 TFL (-6 yards), 3 INTs (returned 69 yards, 1 for TD), a career-high 12 PD and 1 FF
- His 12 PD ranked second most in the ACC
- Posted 3 solo tackles and 1 FF in the victory over Miami (FL)
- Recorded 4 tackles (2 solo), 1.5 TFL (-6 yards), 1 PD and 1 INT at No. 2 Florida State
- Registered 4 tackles (3 solo) and recorded the fourth-longest INT-TD (69 yards) in school history vs. Kent State

2013: (VIRGINIA – 9/8)

- Finished with a career-high 44 tackles (27 solo), adding 2 sacks (-28 yards), 11 PD and 1 FF despite missing three games due to injury
- Posted 5 tackles (3 solo) and added the only 2 sacks of his career (-28 yards) at Pittsburgh
- Led the Cavaliers with a career-high 13 tackles (9 solo) in the season-opening victory over Brigham Young

2012: (VIRGINIA – 11/2)

- Posted 28 tackles (22 solo) as a true freshman, adding 2 INTs (-39 yards), 3 PD, 1 FF and 1 FR
- Had two starts (vs. Miami and at N.C. State) and was named ACC Defensive Player of the Week following both contests
- Recorded a then-career-high 9 tackles (7 solo), and on the same play forced and recovered a fumble inside Virginia's own 10-yard line, in the 1-point victory over Miami (FL)
- Made his first start at N.C. State, recording 7 tackles (5 solo) and 1 INT (returned 39 yards) in the win
- Secured his first INT and had 1 tackle at TCU
- Played in his first collegiate contest, recording 3 tackles (2 solo) in the season-opening victory against Richmond

— HIGH SCHOOL —

- Prepped at Varina (Henrico, VA) HS, where he played CB, WR and QB for the football team...Was a team captain his senior year in 2011, recording 704 passing yards, 1,090 rushing yards and 280 receiving yards...Also had 10 PD and 1 INT, which he returned for a TD
- Named 2011 first-team All-Capital District, All-Central Region utility and the Offensive Player of the Year

COLLEGE STATISTICS

Year	Team	GP	GS	TACKLES			SACKS		INTERCEPTIONS				FUMBLES			
				TT	Solo	Asst.	No.	Yards	No.	Yards	LG	TD	PD	FF	FR	Yards
2012	Virginia	11	2	28	22	6	0.0	0.0	2	39	39	0	3	1	1	0
2013	Virginia	9	8	44	27	17	2.0	28.0	0	0	0	0	11	1	0	0
2014	Virginia	12	12	37	23	14	0.0	0.0	3	69	69t	1	12	1	0	0
2015	Virginia	12	12	39	30	9	0.0	0.0	0	0	0	0	6	1	0	0
Totals		44	34	148	102	46	2.0	28.0	5	108	69t	1	29	4	1	0

FIRST-YEAR PLAYERS

45



BRENNEN BEYER

OUTSIDE LINEBACKER | 6-4 | 256

COLLEGE: MICHIGAN

HS: PLYMOUTH (CANTON, MI)

BORN: 11/25/92, INDIANAPOLIS, IN

NFL GP/GS: 0/0

TRANSACTIONS: Brennen Beyer signed a Reserve/Future contract with Baltimore on 1/4/16...Placed on Practice Squad Injured Reserve on 12/21/15...Originally signed with the Ravens as a rookie free agent on 5/7/15.

PRO: 2015: (with Baltimore – 0/0) Spent the first 14 games of the season on the practice squad before being placed on Practice Squad Injured Reserve on 12/21.

COLLEGE: Appeared in 49 games (32 starts) for the Wolverines, totaling 92 tackles (45 solo), 7.5 sacks (-55 yards), 12 TFL (-64 yards), 2 FFs, 1 PD and 1 INT (7 return yards)... Earned Academic All-Big Ten honors as a senior after appearing in 12 games (11 starts), recording 35 tackles (12 solo), 5.5 sacks (-39 yards) and 7.5 TFL (-42 yards)... Had a career-high 2 sacks and career-high-tying 2 TFL vs. Penn State in an 18-13 win...As a junior in 2013, earned Academic All-Big Ten honors and the U-M Athletic Academic Achievement Award after appearing in 13 games (seven starts at DE and five starts at LB), tallying 27 tackles, 4 TFL, 2 sacks, 1 FF and 1 INT.

HIGH SCHOOL/PERSONAL: Prepped at Plymouth (Canton, MI) HS...Earned All-State honorable mention, first-team All-Conference and All-League, All-Detroit West and All-Metro Detroit honors...He was inducted into the school's Hall of Fame in June 2016.

63



BLAINE CLAUSELL

TACKLE | 6-6 | 321

COLLEGE: MISSISSIPPI STATE

HS: BAKER (MOBILE, AL)

BORN: 1/31/92, MOBILE, AL

NFL GP/GS: 0/0

TRANSACTIONS: Blaine Clausell signed a Reserve/Future contract with Baltimore on 1/4/16...Was signed to the Ravens' practice squad on 11/20/15...Originally signed with the Ravens as a rookie free agent on 5/7/15.

PRO: 2015: (with Baltimore – 0/0) Spent the final seven games of the season on the Ravens' practice squad.

COLLEGE: Played in 49 career collegiate games, starting 38 at LT...Started 13 games and was part of the most prolific offense in MSU school history, one that shattered 13 single-season records...Key marks set by the Bulldogs' attack in 2014 include total yards gained (6,679), yards per play (6.7), yards per game (513.8), points scored (480), points per game (36.9), offensive TDs (60) and passing yards per game (280.7)...Clausell helped block for QB Dak Prescott, who set a school record for rushing yards by a QB (986) and passing yards (3,449), as he tallied a MSU single-season best 4,435 total yards of offense...Graduated with a degree in criminology.

HIGH SCHOOL/PERSONAL: Prepped at Baker (Mobile, AL) HS, where he became the first player from his school to play football in the SEC...Was a first-team All-Area selection following his senior year...**Last name pronounced: claw-ZELL.**

8



JERROD JOHNSON

QUARTERBACK | 6-5 | 250

COLLEGE: TEXAS A&M

HS: HUMBLE, TX

BORN: 7/27/88, HOUSTON, TX

NFL GP/GS: 0/0

KEY TRANSACTIONS: Jerrod Johnson signed with the Ravens on 1/5/16...Was last released by the Chicago Bears on 6/20/14...Originally signed with the Philadelphia Eagles as a rookie free agent on 7/26/11.

PRO: Has spent time with five NFL teams – Baltimore (2016), Chicago (2013-14 with stints on the practice squad), Seattle (2013), Pittsburgh (2012) and Philadelphia (2011-12), but has not been signed to a 53-man roster...Also played for three UFL teams and was signed by the CFL's Montreal Alouettes in 2014.

COLLEGE: Saw action in 37 career games (29 starts), finishing his collegiate career by holding 24 school records, including total offense (8,888 yards), passing yards (8,011), completions (650) and touchdown passes (67)...Also established two Big 12 and school records for passes without an interception in one season (225 in 2009) and an overall streak without an interception (242 from 2008-09)...Finished his career 650-for-1,109, throwing for 8,011 yards, 67 TDs and 27 INTs...Added 877 rushing yards and 16 rushing TDs...Majored in kinesiology.

HIGH SCHOOL/PERSONAL: Attended Humble (Texas) HS, where he threw for 1,151 yards and 6 TDs as a senior...Also rushed for 613 yards and 11 TDs to earn District 22-5A offensive MVP honors.

FIRST-YEAR PLAYERS



27

SHELDON PRICE

CORNERBACK | 6-2 | 194

COLLEGE: UCLA

HS: BISHOP AMAT (LA PUENTE, CA)

BORN: 3/26/91, LONG BEACH, CA

NFL GP/GS: 2/0

TRANSACTIONS: Sheldon Price signed his exclusive rights free agent tender with Baltimore on 5/17/16...Was elevated to Baltimore's 53-man roster on 12/29/15...Signed to Baltimore's practice squad on 10/20/15 after being released by Indianapolis on 10/1/15...Originally signed with the Colts as an undrafted rookie free agent on 4/30/13.

PRO: 2015: (with Indianapolis and Baltimore – 2/0) Was a gameday inactive at Cin. (1/3/16)...Signed with Baltimore's practice squad on 10/20 following his release by Indianapolis on 10/1...Made his NFL debut, competing on special teams, at Buffalo on 9/13 and notched his first-career tackle vs. NYJ on 9/21 while with the Colts. **2014: (with Indianapolis – 0/0)** Was a gameday inactive for the last two games of the season (at Dal. on 12/21 and at Ten. on 12/28) after being elevated to the 53-man roster on 12/15...Contributed as a practice squad player during Weeks 1-15. **2013: (with Indianapolis – 0/0)** Was a gameday inactive vs. Jax. on 12/29 after being elevated to the 53-man roster on 12/26...Spent most of the season on the practice squad after signing with Indy as a rookie free agent.

COLLEGE: Played in 47 games (45 starts) at UCLA, recording 157 tackles (123 solo), 5 INTs, 2 FFs and 21 PD...Competed in the East-West Shrine Game after posting a team-high-tying 4 INTs (including a single-game school-record 3 picks vs. Houston),

37 tackles and 5 PD as a senior in 2012...Ran for the UCLA track and field program during the 2009 indoor season and one outdoor meet in the 2009-10 campaigns...Majored in sociology.

HIGH SCHOOL/PERSONAL: Attended Bishop Amat (La Puente, CA) HS, where he was a three-time football and four-time track letterman...Logged 42 tackles, 12 PD, 1 INT and returned a blocked FG for a TD in 11 games as a senior...Volunteered as a reader at the Colts Day in Schools while with Indy...Participated in the NFL PLAY 60 Challenge Launch Party and playground build while with the Colts...Served at the Colts Rookie Community Blitz at the Chase Legacy Center.



HISTORY OF DOMINANCE

The Ravens have been dominant at home since the day they arrived in Baltimore. Below are the team's home records and corresponding NFL rankings during several periods heading into the 2016 season. Included in these rankings is head coach John Harbaugh's record in home games, which stands at a stellar 48-16 mark during his eight full seasons.

RAVENS HOME RECORDS NFL RANKINGS OVER SEVERAL TIME SPANS

Time Period (Milestone)	Record	NFL Rank
Since 2010 (Past Six Seasons)	36-12	3t
Since 2008 (John Harbaugh's Arrival)	48-16	3
Since 2000 (First Super Bowl Season)	94-34	2
Since 1998 (M&T Bank Stadium Opened)	102-422	3
Since 1996 (Team's Inception)	109-50-1	5



UNDRAFTED ROOKIE FREE AGENTS



28

SAM BROWN

CORNERBACK | 6-1 | 180

COLLEGE: MISSOURI WESTERN STATE

HS: UNIVERSITY CITY, MO

BORN: 7/30/92, ST. LOUIS, MO

COLLEGE GP/GS: 45/22

TRANSACTIONS: Sam Brown signed with the Ravens as a RFA on 5/16/16.

COLLEGE: Appeared in 45 career games (22 starts), recording 123 tackles (100 solo), 4.5 TFL (-7 yards), 28 PD, 3 FRs, 1 FF and 6 INTs (1 returned for a TD)...As a senior in 2015, he posted 43 tackles (32 solo), 16 PD, 1 FF and 3 INTs en route to earning second-team All-Mid-America Intercollegiate Athletic Association honors... Notched a game-high 9 tackles at Emporia State...Started all 11 games in 2014 and was named honorable mention All-MIAA after recording 45 tackles (39 solo), 2 TFL (-3 yards), 11 PD (tied for sixth most in the conference) and 3 INTs, helping his team rank second in the conference in the same category...Returned an INT 32 yards for his first-career TD, leading to a 34-14 victory at Lindenwood...In his sophomore campaign, tallied 30 tackles (24 solo), 2 TFL (-3 yards), 1 PD and 2 FRs...Recorded 5 solo tackles as a redshirt freshman in 2012...Earned Athletic Director's Honor Roll recognition before graduating with a degree in criminal justice.

HIGH SCHOOL/PERSONAL: Prepped at University City (MO) HS, where he earned All-State honors and was voted team captain during his senior season...Also played basketball.



61

JARELL BROXTON

GUARD | 6-3 | 322

COLLEGE: BAYLOR

HS: QUINCE ORCHARD (GAITHERSBURG, MD)

BORN: 3/27/93, OLNEY, MD

COLLEGE GP/GS: 26/21

TRANSACTIONS: Jarell Broxton signed with the Ravens as a RFA on 5/6/16.

COLLEGE: Saw action in 26 career games (21 starts) in two years at Baylor after transferring from junior college (Lackawanna)...Named first-team All-Big 12 by the AP and second-team by the league's coaches after starting all 13 games at RG as a senior in 2015...Helped guide an offensive line that paved the way for the nation's No. 2 rushing attack (326.7 ypg) and led the conference after allowing just 1.15 sacks per game...Also led the team with 54 knockdown blocks...Earned Lineman of the Week honors after recording a career-high 7 knockdowns at Kansas State...Appeared in all 13 games (eight starts at RG) in his first season with Baylor in 2014...Helped an offensive line that finished second in the conference with 215.5 rushing yards per game and allowed just 1.85 sacks per game...Also recorded 29 knockdowns on the season...Prior to transferring to Baylor, attended Lackawanna (PA) College, where he was ranked the 31st-best junior college prospect by ESPN JC50...Graduated with a degree in health, kinesiology and leisure studies.

HIGH SCHOOL/PERSONAL: Prepped at Quince Orchard (Gaithersburg, MD) HS, where he played mainly on the defensive line.



70

TREVON COLEY

DEFENSIVE TACKLE | 6-1 | 307

COLLEGE: FLORIDA ATLANTIC

HS: MIRAMAR (FL)

BORN: 7/13/94, MIAMI-DADE, FL

COLLEGE GP/GS: 48/48

TRANSACTIONS: Trevon Coley signed with the Ravens as a RFA on 5/6/16.

COLLEGE: Starting all 48 collegiate games he played, Coley produced 195 tackles (83 solo), 12.5 sacks (-90 yards), 21 TFL (-109 yards), 1 INT, 3 PD, 4 FRs and 1 FF...As a 2015 team captain his senior season, he racked up career highs in tackles (66), sacks (4.5), TFL (8.5), FRs (2), FF (1) and PD (2) en route to earning first-team All-Conference USA honors...As a junior in 2014, he tallied 53 tackles (21 solo), 4 sacks (-39 yards), 6.5 TFL (-43 yards), 1 FR and his first-career INT...Registered a career-high 9 tackles vs. North Texas...During his 2013 sophomore campaign, he recorded 37 tackles (19 solo), 2.5 sacks (-16 yards), 3.5 TFL (-18 yards) and 1 FR...Played in (and started) every game as a true freshman in 2012, recording multiple tackles in all but two games...Posted 39 stops (17 solo), 1.5 sacks (-6 yards) and 2.5 TFL (-8 yards) on the year...Earned a degree in sociology from Florida Atlantic.

HIGH SCHOOL/PERSONAL: Prepped at Miramar (FL) HS, where he earned second-team All-State and first-team All-Broward County honors as a senior...Was also a team captain for the state title runner-up squad...Relative of QB Rohan Davey, who played for LSU and the New England Patriots...**First name is pronounced: TRUH-von**

UNDRAFTED ROOKIE FREE AGENTS



65

ANTHONY FABIANO

CENTER | 6-3 | 307

COLLEGE: HARVARD

HS: WAKEFIELD (MA)

BORN: 7/13/93, MALDEN, MA

COLLEGE GP/GS: 32/29

TRANSACTIONS: Anthony Fabiano signed with the Ravens as a RFA on 5/6/16.

COLLEGE: Saw action in 32 career games, starting 29 for the Crimson...Versatile lineman who played both guard and tackle positions in his four-year career at Harvard (started 11 at LT, 10 at RG, seven at LG and one at RT)...Named to the Reese's Senior Bowl Watch List, first-team All-Ivy League, second-team ECAC FCS All-Star and All-New England team as a senior (2015) for the Ivy League co-champions... Was an All-Ivy League Honorable Mention selection as a junior (2014)...Named to *Phil Steele's* first-team All-Ivy League as a sophomore (2013)...Played his freshman season (2012) blocking for Ravens FB Kyle Juszczyk, starting all 10 games at LT... Graduated with an economics degree from Harvard.

HIGH SCHOOL/PERSONAL: Was a two-year starter at TE and DE at Wakefield (MA) HS, where he earned All-Scholastic honors from the *Boston Herald* and first-team All-League accolades as a senior captain...On defense, he led the team with 9 sacks and 57 tackles, while on offense, Fabiano contributed 23 receptions for 267 yards... Earned the school's Michael Magliozzi Award for moral, scholastic and athletic excellence, honoring the former player who died tragically in a car accident.



46

CAVELLIS LUCKETT

INSIDE LINEBACKER | 5-11 | 243

COLLEGE: MIDDLE TENNESSEE STATE

HS: McCOMB (MS)

BORN: 12/6/92, McCOMB, MS

COLLEGE GP/GS: 46/37

TRANSACTIONS: Cavellis Luckett signed with the Ravens as a RFA on 5/6/16.

COLLEGE: Appeared in 46 career games (37 starts), recording 267 tackles (159 solo), 25 TFL (-39 yards), 3 FFs, 3 FRs and 6 PD...Saw action in 25 games (16 starts) in two years at Middle Tennessee State after transferring from junior college...Posted 129 tackles (92 solo), 8 TFL (-30 yards), 2.5 sacks (-23 yards), 5 PD, 2 FFs and 3 FRs at MTSU...Named honorable mention All-Conference USA after registering 72 tackles (45 solo), a half-sack (-4 yards), 5 TFL (-10 yards), 1 PD, 2 FRs and 1 FF as a senior in 2015...Played 12 games (three starts) in 2014, recording 57 tackles (47 solo), 3 TFL (-20 yards), 4 PD, 1 FF and 1 FR in his junior season...Before enrolling at MTSU, tallied 83 tackles, 8 TFL and 2 sacks as a second-year player at Mississippi Gulf Coast Community College in 2013...Named first-team All-MACJC...Posted 68 tackles, 2 sacks, 9 TFL (-8 yards), 2 FFs and 1 INT as a freshman in 2012... Graduated with a degree in English from MTSU.

HIGH SCHOOL/PERSONAL: Prepped at McComb (MS) HS, where he earned Defensive MVP in three-straight years...Earned the Best Linebacker Award his junior and senior seasons...Also played basketball...**First name is pronounced: cah-VELL-us**



3

WIL LUTZ

KICKER | 5-11 | 184

COLLEGE: GEORGIA STATE

HS: NORTHGATE (NEWNAN, GA)

BORN: 7/7/94, NEWNAN, GA

COLLEGE GP/GS: 47/0

TRANSACTIONS: Wil Lutz signed with the Ravens as a RFA on 5/6/16.

COLLEGE: Played in 47 career games (most in school history), serving primarily as the team's placekicker, but added punting duties as a senior...Lutz is the program's career leader in FGs (31), PATs (120) and points (213) and owns the school's top career punting average (42.8 avg.) on 92 punts...Finished his career 31-of-46 on FGAs (67.4 percent), with eight of his misses coming from beyond 48 yards...Was 23-of-27 (85.2 percent) from inside the 40-yard line...Named second-team All-Sun Belt at punter and was nominated for the Ray Guy Award (nation's top punter) as a senior in 2015...Finished 7-of-8 on FGAs and converted all 35 PATs as a junior in 2014...Added punting duties halfway through the season...Kicked the game-winning 26-yard FG against Abilene Christian with :04 seconds remaining...Was 8-of-12 on FGAs as a sophomore in 2013...Converted a school-record 53-yard FG at No. 1 Alabama...Was 4-of-7 on FGAs and 18-of-18 on PATs as a true freshman...Majored in criminal justice.

HIGH SCHOOL/PERSONAL: Prepped at Northgate (Newnan, GA) HS, where he was a two-time All-County placekicker by *The Newnan Times-Herald*...Was 5-of-8 on FGAs as a senior, helping his team to an 11-1 finish...Was also All-County in soccer.

UNDRAFTED ROOKIE FREE AGENTS

67



STEPHANE NEMBOT

TACKLE | 6-6 | 320

COLLEGE: COLORADO

HS: MONTCLAIR PREP (PANORAMA CITY, CA)

BORN: 12/7/91, DOUALA, CAMEROON

COLLEGE GP/GS: 49/44

TRANSACTIONS: Stephane Nembot signed with the Ravens as a RFA on 5/6/16.

COLLEGE: From 2013-15 (37 games, all starts), he played in 2,777 of 2,836 snaps (97.9 %) ... Ended his career with the second-longest starting streak on the team, making 44 overall starts in college ... As a senior in 2015, started all 13 games at OT (five at RT and eight at LT) ... For the second-straight year, was presented CU's Offensive Trench Award as the team's top O-lineman ... As a junior in 2014, started all 12 games at RT, playing in a team-high 988 snaps ... Was named the Buffs' top O-lineman ... Started all 12 games at RT as a sophomore, playing the second-most snaps on offense (823) ... As a redshirt freshman, saw action in all 12 games (seven starts at RT) ... Redshirted his true freshman season, originally playing DE before moving to the O-line ... Earned a degree in international affairs from Colorado.

HIGH SCHOOL/PERSONAL: Earned All-Region and All-League honors at Montclair Prep (Panorama City, CA), where as a senior, he had 61 tackles, 11 sacks, 2 FFs and 2 FRs ... Lettered in basketball, soccer and volleyball ... Enjoys kickboxing and Tai Chi ... Speaks three different languages (English, French & Spanish) and 11 African dialects ... **Full name is pronounced: steff-ON, NAME-bot.**

44



VICTOR OCHI

OUTSIDE LINEBACKER | 6-1 | 242

COLLEGE: STONY BROOK

HS: VALLEY STREAM CENTRAL (VALLEY STREAM, NY)

BORN: 10/2/93, HARLEM, NY

COLLEGE GP/GS: 35/25

TRANSACTIONS: Victor Ochi signed with the Ravens as a RFA on 5/6/16.

COLLEGE: An All-American selection and the Colonial Athletic Association Co-Defensive Player of the Year, Ochi led the CAA with 13 sacks (second in FCS) as a senior for a Seawolves' unit that ranked No. 1 in FCS total defense (250.1 ypg) in 2015 ... The 13 sacks are second most in single-season school history, and his 32.5-career sacks are a program record ... Had four games in 2015 with at least 2 sacks, including 3.5 vs. New Hampshire ... His 16.5 TFL also led the CAA ... Tallied 182 tackles in his four-year career ... Invited to the 2016 NFL Combine and the East-West Shrine Game, where he was elected by his peers to be one of the game's captains ... Had 11 sacks (-55 yards) and 16.5 TFL (-75 yards) as a junior in 11 starts and 5.5 sacks (-45 yards) and 10 TFL (-58 yards) as a sophomore (nine starts) ... Started five games as a redshirt freshman, tallying 3 sacks (-24 yards) and 7.5 TFL (-32 yards) ... Graduated with a degree in health science ... **Last name is pronounced: OH-chee**

HIGH SCHOOL/PERSONAL: Graduated from Valley Stream Central (Valley Stream, NY) HS, earning All-New York State, All-Nassau County and All-Long Island honors as a senior ... Also ran track for Valley Stream.

53



MARIO OJEMUDIA

OUTSIDE LINEBACKER | 6-2 | 250

COLLEGE: MICHIGAN

HS: HARRISON (FARMINGTON HILLS, MI)

BORN: 5/30/94, FARMINGTON HILLS, MI

COLLEGE GP/GS: 39/7

TRANSACTIONS: Mario Ojemudia signed with the Ravens as a RFA on 5/6/16.

COLLEGE: Appeared in 39 career games (seven starts), recording 82 tackles (47 solo), 17.5 TFL (-75 yards), 8 sacks (-55 yards) and 2 FRs ... Before suffering a season-ending Achilles injury as a senior in 2015, he played in five games (four starts), recording 19 tackles (10 solo), 1 FF, 1 PD, 1 INT and 6 TFL (-27), including 2 sacks (-20 yards) ... In 2014, he appeared in 12 games (three starts), recording 32 tackles (17 solo), 1 PD and 7.5 TFL (-34 yards), including 3.5 sacks (-24 yards) ... As a sophomore in 2012, he appeared in all 13 games and registered 20 tackles (12 solo) and 1.5 TFL (-9 yards) ... Posted 11 tackles (8 solo), 2.5 TFL (-5 yards), 1 sack, 1 FF, 1 FR and 1 INT as a freshman ... Graduated with a communication degree from Michigan.

HIGH SCHOOL/PERSONAL: Prepped at Harrison (Farmington Hills, MI) HS, where as a senior, *Rivals.com* ranked him the No. 12 player in the state and *Scout.com* the No. 20 DE in the nation after posting 80 tackles, 19 TFL, 16 sacks and 1 FR ... Named first-team All-State by the *Associated Press* ... Ranked as the No. 23 DE in the nation and No. 5 prospect in Michigan by *ESPN.com* ... Had 127 tackles and 12 sacks as a junior ... Also lettered in track & field ... **Last name is pronounced: oh-juh-MOO-dee-uh**

UNDRAFTED ROOKIE FREE AGENTS

48



PATRICK ONWUASOR

INSIDE LINEBACKER | 6-0 | 217

COLLEGE: PORTLAND STATE

HS: INGLEWOOD (CA)

BORN: 8/22/92, INGLEWOOD, CA

COLLEGE GP/GS: 34/22

TRANSACTIONS: Patrick Onwuasor signed with the Ravens as a RFA on 5/6/16.

COLLEGE: Played in 34 career games (22 starts) in two years at Portland State (2014-15) and one season at Arizona (2012)...Named an FCS first-team All-American and was a first-team All-Big Sky selection after starting all 12 games at safety as a senior in 2015...Helped Portland State to a 9-2 record after ranking second in the FCS with 9 INTs (157 return yards), adding 85 tackles (49 solo), 10 PD and 3 TFL...Recorded a career-high 10 solo tackles, including 1 TFL, and 1 PD in his final collegiate game against Northern Iowa...Appeared in 10 games (eight starts) as a junior in 2014, recording 53 tackles, 3 TFL, 1 sack, 2 PD and 1 INT-TD (42 yards)... Played one season at Arizona (2012), where he appeared in 12 games (two starts) and recorded 36 tackles, 1 TFL and 1 PD...Earned Scout Team Player of the Year as a redshirt freshman...Graduated from Portland State with a degree in social science.

HIGH SCHOOL/PERSONAL: Prepped at Inglewood (CA) HS, where he was named *PrepStar* All-West Region...Posted 37 receptions for 745 yards and 7 TDs, adding 6 INTs (164 return yards) as a senior...Has volunteered at Mt. Hood Kiwanis Camp (Portland, OR) helping serve people with disabilities...Often goes by the nickname "Peanut"...**Last name is pronounced: oh-WAH-so**

78



MICHAEL PIERCE

DEFENSIVE TACKLE | 6-0 | 339

COLLEGE: SAMFORD

HS: DAPHNE (AL)

BORN: 11/6/92, DAPHNE, AL

COLLEGE GP/GS: 47/32

TRANSACTIONS: Michael Pierce signed with the Ravens as a RFA on 5/6/16.

COLLEGE: Played in 47 career collegiate games (32 starts), racking up 145 tackles, 3.5 sacks and 24 TFL...As a senior in 2015, tallied 48 tackles (27 solo), 2.5 sacks (-19 yards) and 9 TFL (-34 yards) en route to earning first-team All-Southern Conference honors... Also carried the ball 4 times for 3 yards, posting 2 TDs in goal-line situations...As a junior in 2014, named second-team All-SoCon by both the league's coaches and media after starting all 11 games and producing 35 tackles (26 solo), 5 TFL and 1 sack...During his 2013 sophomore campaign, played in 13 games (11 starts), racking up 47 tackles (24 solo), 5 TFL and 1 FF...Transferred to Samford after two seasons at Tulane, where he played in all 13 games for the Green Wave as a freshman in 2011... Was named to the Conference USA All-Freshman team after tallying 15 tackles (9 solo)...Earned a degree in public administration from Samford.

HIGH SCHOOL/PERSONAL: Was a two-year letterman at Daphne (AL) HS, where he helped lead the Trojans to a combined 21-8 record, including a 15-0 campaign and a state championship as a senior...Named first-team All-State and All-District while garnering 1st & 10 Club Defensive Player of the Year honors as a senior.

68



MATT SKURA

CENTER | 6-3 | 305

COLLEGE: DUKE

HS: WORTHINGTON KILBOURNE (COLUMBUS, OH)

BORN: 2/17/93, COLUMBUS, OH

COLLEGE GP/GS: 50/40

TRANSACTIONS: Matt Skura signed with the Ravens as a RFA on 5/6/16.

COLLEGE: Appeared in 50-career games, with 40-consecutive starts to close his career...Played 3,058 total snaps for the Blue Devils...Named second-team All-American by *USA Today*, fourth-team All-American by *Phil Steele* and honorable mention All-American by *Sports Illustrated* as a senior in 2015...Also earned first-team All-ACC honors by the Atlantic Coast Sport Media Association after helping Duke rank third in total offense (5,712 yards) in the ACC...Started all 13 games at center as a junior in 2014 and helped the offense rise to No. 2 in the conference in fewest sacks allowed per game (1.0)...Named third-team All-ACC by the ACSMA and was part of an offense that set a school single-season record for total yards (5,966) and points (459) as a redshirt sophomore in 2013...Saw action in 10 games as a redshirt freshman...Graduated with a degree in psychology and a certificate in human development from Duke.

HIGH SCHOOL/PERSONAL: Prepped at Worthington Kilbourne (Columbus, OH) HS, where as a senior, *ESPN.com* ranked him the No. 13 center in the nation...Named first-team All-Metro and first-team All-Conference by *The Columbus Dispatch*... Also lettered in track and field...**Last name is pronounced: SKUR-uh**

2016 ALPHABETICAL ROSTER

No.	Name	Pos.	Ht.	Wt.	Birthdate	Exp.	College	Hometown
11	Aiken, Kamar	WR	6-2	215	5/30/89	4	Central Florida	Miami, FL
37	Allen, Javorius	RB	6-0	222	8/27/91	2	Southern California	Tallahassee, FL
24	Arrington, Kyle	CB	5-10	186	8/12/86	8	Hofstra	Brandywine, MD
45	Beyer, Brennen	OLB	6-4	256	11/25/92	1	Michigan	Canton, MI
86	Boyle, Nick	TE	6-4	260	2/17/93	2	Delaware	Sussex, NJ
31	Brooks, Terrence	S	5-11	200	3/2/92	3	Florida State	Dunnellon, FL
59	Brown, Arthur	ILB	6-0	240	6/17/90	4	Kansas State	Wichita, KS
83	Brown, Daniel	TE	6-5	243	5/26/92	2	James Madison	Windsor, VA
28	Brown, Sam	CB	6-1	180	7/30/92	R	Missouri Western St.	St. Louis, MO
61	Broxton, Jarell	G	6-3	322	3/27/93	R	Baylor	Gaithersburg, MD
17	Butler, Jeremy	WR	6-2	213	4/22/91	3	Tennessee-Martin	Sarasota, FL
15	Campanaro, Michael	WR/RS	5-9	191	1/25/91	3	Wake Forest	Clarksville, MD
49	Canady, Maurice	CB	6-1	193	5/26/94	R	Virginia	Richmond, VA
56	Carter, Chris	OLB	6-1	245	4/6/89	6	Fresno State	Fontana, CA
63	Clausell, Blaine	T	6-6	321	1/31/92	1	Mississippi State	Mobile, AL
16	Clay, Kaelin	WR/RS	5-10	200	1/3/92	2	Utah	Long Beach, CA
70	Coley, Trevon	DT	6-1	307	7/13/94	R	Florida Atlantic	Miramar, CA
51	Correa, Kamalei	OLB	6-3	250	4/27/94	R	Boise State	Honolulu, HI
46	Cox, Morgan	LS	6-4	233	4/26/86	7	Tennessee	Collierville, TN
94	Davis, Carl	DT	6-5	327	3/2/92	2	Iowa	Detroit, MI
39	Davis, Will	CB	5-11	180	5/8/90	4	Utah State	Spokane Valley, WA
30	Dixon, Kenneth	RB	5-10	212	1/21/94	R	Louisiana Tech	Strong, AR
62	Ducasse, Vladimir	G	6-5	329	10/15/87	7	Massachusetts	Port-au-Prince, Haiti
58	Dumervil, Elvis	OLB	5-11	250	1/19/84	11	Louisville	Miami, FL
26	Elam, Matt	S	5-10	209	9/21/91	4	Florida	West Palm Beach, FL
65	Fabiano, Anthony	C	6-3	307	7/13/93	R	Harvard	Wakefield, MA
5	Flacco, Joe	QB	6-6	245	1/16/85	9	Delaware	Audubon, NJ
29	Forsett, Justin	RB	5-8	195	10/14/85	9	California	Mulberry, FL
80	Gillmore, Crockett	TE	6-6	260	11/16/91	3	Colorado State	Bushland, TX
93	Guy, Lawrence	DE	6-4	305	3/17/90	6	Arizona State	Las Vegas, NV
69	Henry, Willie	DT	6-3	300	3/20/94	R	Michigan	Cleveland, OH
74	Hurst, James	OL	6-5	312	12/17/91	3	North Carolina	Plainfield, IN
66	Jensen, Ryan	G/C	6-4	310	5/27/91	3	Colorado State-Pueblo	Fort Morgan, CO
99	Jernigan, Timmy	DT	6-2	295	9/24/92	3	Florida State	Lake City, FL
8	Johnson, Jerrod	QB	6-5	250	7/27/88	1	Texas A&M	Humble, TX
2	Johnson, Josh	QB	6-3	215	5/15/86	7	San Diego	Oakland, CA
91	Judon, Matthew	OLB	6-3	275	8/15/92	R	Grand Valley State	West Bloomfield, MI
44	Jusczyk, Kyle	FB	6-1	240	4/23/91	4	Harvard	Medina, OH
92	Kaufusi, Bronson	DE	6-6	285	7/6/91	R	BYU	Provo, UT
4	Koch, Sam	P	6-1	222	8/13/82	11	Nebraska	Seward, NE
41	Levine Sr., Anthony	DB	5-11	200	3/27/87	5	Tennessee State	Winston-Salem, NC
72	Lewis, Alex	T	6-6	315	4/21/92	R	Nebraska	Tempe, AZ
23	Lewis, Kendrick	S	6-0	205	6/16/88	7	Mississippi	New Orleans, LA
95	Lewis-Moore, Kapron	DE	6-4	315	1/24/90	4	Notre Dame	Weatherford, TX
46	Luckett, Cavellis	ILB	5-11	243	12/6/92	R	Middle Tennessee St.	McComb, MS
3	Lutz, Wil	K	5-11	184	7/7/94	R	Georgia State	Newnan, GA
7	Mallett, Ryan	QB	6-6	250	6/5/88	6	Arkansas	Texarkana, TX
13	Matthews, Chris	WR	6-5	228	10/6/89	3	Kentucky	Los Angeles, CA
50	McClellan, Albert	ILB	6-2	250	6/4/86	6	Marshall	Lakeland, FL
10	Moore, Chris	WR	6-1	200	6/16/93	R	Cincinnati	Tampa, FL
57	Mosley, C.J.	ILB	6-2	241	6/19/92	3	Alabama	Mobile, AL
67	Nembot, Stephane	T	6-6	320	12/7/91	R	Colorado	Douala, Cameroon
44	Ochi, Victor	OLB	6-1	242	10/2/93	R	Stony Brook	Long Island, NY
53	Ojemudia, Mario	OLB	6-2	250	5/30/94	R	Michigan	Farmington Hills, MI
48	Onwuasor, Patrick	ILB	6-0	217	8/22/92	R	Portland State	Inglewood, CA
54	Orr, Zachary	ILB	6-0	225	6/9/92	3	North Texas	DeSoto, TX
18	Perriman, Breshad	WR	6-2	215	9/10/93	2	Central Florida	Lithonia, GA
78	Pierce, Michael	DT	6-0	339	11/6/92	R	Samford	Daphne, AL
88	Pitta, Dennis	TE	6-4	238	6/29/85	7	BYU	Moorpark, CA
36	Powers, Jerraud	CB	5-10	193	7/19/87	8	Auburn	Decatur, AL
27	Price, Sheldon	CB	6-2	194	3/26/91	1	UCLA	La Puente, CA
81	Reynolds, Keenan	WR/RS	5-10	190	12/13/93	R	Navy	Antioch, TN
33	Richardson, Trent	RB	5-9	230	7/10/90	4	Alabama	Pensacola, FL
38	Rolle, Jumal	CB	6-0	190	5/28/90	3	Catawba	Wilson, NC
68	Skura, Matt	C	6-3	305	2/17/93	R	Duke	Columbus, OH
22	Smith, Jimmy	CB	6-2	210	7/26/88	6	Colorado	Colton, CA
90	Smith, Za'Darius	OLB	6-4	275	9/8/92	2	Kentucky	Greenville, AL
89	Smith Sr., Steve	WR	5-9	195	5/12/79	16	Utah	Los Angeles, CA
79	Stanley, Ronnie	T	6-6	320	3/18/94	R	Notre Dame	Las Vegas, NV
55	Suggs, Terrell	OLB	6-3	265	10/11/82	14	Arizona State	Chandler, AZ
34	Taliaferro, Lorenzo	RB	6-0	225	12/23/91	3	Coastal Carolina	Yorktown, VA
9	Tucker, Justin	K	6-1	180	11/21/89	5	Texas	Austin, TX
96	Urban, Brent	DE	6-7	300	5/5/91	3	Virginia	Mississauga, ON, CAN
64	Urschel, John	G/C	6-3	300	6/24/91	3	Penn State	Buffalo, NY
71	Wagner, Rick	G/T	6-6	310	10/21/89	4	Wisconsin	West Allis, WI
12	Wallace, Mike	WR	6-0	205	8/1/86	8	Mississippi	New Orleans, LA
84	Waller, Darren	TE/WR	6-6	255	9/13/92	2	Georgia Tech	Acworth, GA
82	Watson, Benjamin	TE	6-3	251	12/18/80	13	Georgia	Rock Hill, SC
21	Webb, Lardarius	DB/RS	5-10	182	10/12/85	8	Nicholls State	Opelika, AL
32	Weddle, Eric	S	5-11	195	1/4/85	10	Utah	Alta Loma, CA
77	Wesley, De'Ondre	G/T	6-6	326	7/28/92	2	BYU	Antioch, CA
28	West, Terrance	RB	5-10	225	1/28/91	3	Towson	Baltimore, MD
98	Williams, Brandon	DT	6-1	340	2/21/89	4	Missouri Southern St.	Kirkwood, MO
87	Williams, Maxx	TE	6-4	257	4/12/94	2	Minnesota	Waconia, MN
47	Wilson, Julian	CB	6-2	200	10/25/91	2	Oklahoma	Oklahoma City, OK
35	Wright, Shareece	CB	5-11	184	4/8/87	6	Southern California	Colton, CA
73	Yanda, Marshal	G/T	6-3	305	9/15/84	10	Iowa	Anamosa, IA
43	Young, Tavon	CB	5-9	177	3/14/94	R	Temple	Oxon Hill, MD
53	Zuttah, Jeremy	G/C	6-4	300	6/1/86	9	Rutgers	Edison, NJ



Sam Koch



C.J. Mosley

2015 STATISTICS

DEFENSIVE STATISTICS

PLAYER	TT	SOLO	AS	SACKS	YDS			RET.		
					LOST	INT	YDS	PD	FF	FR
Smith, Daryl	121	72	49	3	19.5	1	-1	3	0	0
Mosley, C.J.	115	75	40	4	18	0	0	7	1	1
Hill III, Will	64	48	16	1	8	1	25	7	0	0
Lewis, Kendrick	62	40	22	0	0	0	0	6	1	0
Webb, Lardarius	56	48	8	0	0	1	3	11	0	0
Smith, Jimmy	54	48	6	1	0	3*	24	10	0	0
Williams, Brandon	54	36	18	2	19	0	0	2	1	0
Upshaw, Courtney	51	27	24	2	13	0	0	3	2	3
Dumervil, Elvis	48	29	19	6	33	0	0	1	1	2
Guy, Lawrence	46	29	17	4.5	20.5	0	0	1	0	0
Jernigan, Timmy	37	18	19	4	36.5	0	0	0	0	0
Wright, Shareece	35	31	4	0	0	0	0	4	0	0
Smith, Za'Darius	32	20	12	5.5	24.5	0	0	1	0	0
Arrington, Kyle	28	22	6	0	0	0	0	3	1	0
Canty, Chris	20	11	9	1	8	0	0	1	0	0
Orr, Zachary	17	14	3	1	8	0	0	1	0	0
Davis, Carl	11	4	7	0	0	0	0	2	0	0
McClellan, Albert	11	7	4	1	9	0	0	1	0	1
Urban, Brent	10	5	5	1	3	0	0	0	0	0
Brooks, Terrence	7	6	1	0	0	0	0	1	0	0
Trawick, Brynden	7	4	3	0	0	0	0	1	0	0
Lewis-Moore, Kapron	3	3	0	0	0	0	0	0	0	0
Davis, Will	1	1	0	0	0	0	0	1	0	0
Levine Sr., Anthony	1	1	0	0	0	0	0	0	0	0
Melvin, Rashaan	1	1	0	0	0	0	0	0	0	0
Rolle, Jamal	1	1	0	0	0	0	0	0	0	0
Walker, Tray	1	1	0	0	0	0	0	0	0	0
Team	1	1	0	0	0	0	0	0	0	0
Totals	895	603	292	37	220	6	51	67	7	7

*Jimmy Smith returned an INT 24 yards for a TD at Den. (9/13)

INTERCEPTIONS	NO	YDS	AVG	LG	TD
J. Smith	3	24	8.0	24t	1
Hill III	1	25	25.0	25	0
Webb	1	3	3.0	3	0
D. Smith	1	-1	-1.0	-1	0
RAVENS	6	51	8.5	25t	1
Opponents	21	340	16.2	90t	4

SACKS: Dumervil 6, Z. Smith 5.5, Guy 4.5, Jernigan 4, Mosley 4, D. Smith 3, Upshaw 2, B. Williams 2, Canty 1, Hill 1, McClellan 1, Orr 1, J. Smith 1, Urban 1 **RAVENS 37, Opponents 24**

SPECIAL TEAMS STATISTICS

PLAYER	TT	SOLO	AS	FF	FR	BK
Trawick, Brynden	9	9	0	0	0	0
Levine Sr., Anthony	6	6	0	1	0	0
McClellan, Albert	6	6	0	0	0	0
Orr, Zachary	5	5	0	0	0	0
Waller, Darren	3	3	0	0	0	0
Brown, Arthur	2	2	0	0	0	0
Brooks, Terrence	1	1	0	0	0	0
Brown, Marlon	1	1	0	0	0	0
Jackson, Asa	1	1	0	0	0	2
Juszczyk, Kyle	1	1	0	0	0	0
Koch, Sam	1	1	0	0	0	0
Lewis, Kendrick	1	1	0	0	0	0
Matthews, Chris	1	1	0	0	0	0
Mosley, C.J.	1	1	0	0	0	0
Mostert, Raheem	1	1	0	0	0	0
Ross, Jeremy	1	1	0	0	0	0
Taliaferro, Lorenzo	1	1	0	0	0	0
Tucker, Justin	1	1	0	0	0	0
Walker, Tray	1	1	0	0	0	0
Guy, Lawrence	0	0	0	0	0	1
Smith, Za'Darius	0	0	0	0	0	1
Urban, Brent	0	0	0	0	0	1
Totals	44	44	0	1	0	5

Defensive and special teams statistics reflect press box stats.

RAVENS COACHES

John Harbaugh, Head Coach; **Jerry Rosburg**, Special Teams Coordinator/Associate Head Coach; **Dean Pees**, Defensive Coordinator; **Marc Trestman**, Offensive Coordinator; **Richard Angulo**, Tight Ends; **Janey Barnett**, Assistant Strength and Conditioning; **Andy Bischoff**, Offensive Quality Control; **Clarence Brooks**, Defensive Line; **Randy Brown**, Kicking Consultant; **Juan Castillo**, Offensive Line; **Scott Cohen**, Coaching Consultant; **John Egorugwu**, Staff Assistant – Defense; **Bobby Engram**, Wide Receivers; **Thomas Hammock**, Running Backs; **Chris Hewitt**, Defensive Backs; **Chris Horton**, Staff Assistant – Special Teams; **Mike Macdonald**, Defensive Assistant; **Don Martindale**, Inside Linebackers; **Megan McLaughlin**, Executive Assistant/Football Information Manager; **Ted Monachino**, Linebackers; **Marty Mornhinweg**, Quarterbacks; **Torrey Myers**, Staff Assistant – Offense; **Dan Parsons**, Assistant to the Head Coach; **Bob Rogucki**, Strength and Conditioning; **Eugene Shen**, Director of Coaching Analytics; **Martin Streight**, Staff Assistant - Strength and Conditioning; **Lonnie Teasley**, Staff Assistant – Offense/Strength and Conditioning; **Craig Ver Steeg**, Senior Offensive Assistant; **Todd Washington**, Assistant Offensive Line; **Matt Weiss**, Cornerbacks; **Drew Wilkins**, Defensive Coaching Assistant

RAVENS HONOR ROLL

AP All-Pro:
P Sam Koch (2nd Team)
G/T Marshal Yanda (1st Team)

PFWA Awards:
P Sam Koch (All-AFC)
G/T Marshal Yanda (All-NFL, All-AFC)

Sporting News All-Pro:
G/T Marshal Yanda

Pro Bowl:
LS Morgan Cox, OLB Elvis Dumervil, P Sam Koch,
G/T Marshal Yanda

AFC Players of the Week:
S Will Hill III (Week 12) - Special Teams
K Justin Tucker (Week 4, Week 8) - Special Teams

AFC Player of the Month:
K Justin Tucker (November) - Special Teams

Ed Block Courage Award:
TE Dennis Pitta

Ravens Roost Unsung Hero:
P Sam Koch

Ravens Roost Extra Effort:
P Sam Koch

Team MVP (Baltimore Media):
G/T Marshal Yanda

SEASON TRENDS

	Record
Record	5-11
vs. AFC North	3-3
vs. AFC	4-8
vs. NFC	1-3
Home	3-5
Away	2-6
On Grass	2-5
Artificial Turf	3-6
Outdoors	5-10
Indoors	0-1
Leading at Halftime	2-3
Tied at Halftime	0-1
Trailing at Halftime	3-7
Leading After 3 Quarters	2-2
Tied After 3 Quarters	0-0
Trailing After 3 Quarters	3-9
Decided by 7 Points or less	5-7
Decided by 3 Points or less	4-3
When Scoring First	3-3
When Not Scoring First	2-8

	Record
Positive or Even Turnover Ratio	3-2
Negative Turnover Ratio	2-9
Winning Penalty Ratio	1-4
Losing Penalty Ratio	3-6
Overtime	1-1
With a 100-Yard Rusher	1-1
Without a 100-yard Rusher	4-10
With a 100-Yard Receiver	1-5
Without a 100-yard Receiver	4-6
With a 300-Yard Passer	1-5
Without a 300-Yard Passer	4-6
When Allowing a 100-Yard Rusher	2-2
When Not Allowing a 100-Yard Rusher	3-9
When Allowing a 100-Yard Receiver	0-5
When Not Allowing a 100-Yard Receiver	5-6
When Allowing a 300-Yard Passer	1-4
When Not Allowing a 300-Yard Passer	4-7
When Recording 3 or more sacks	2-6
When Holding an Opponent Under 250 Net Yards	1-2
When Holding an Opponent Under 21 Points	3-2
When Holding an Opponent Under 15 Points	1-1

2015 PRESEASON STATISTICS

DEFENSIVE STATISTICS

PLAYER	TT	SOLO	ASSACKS	YDS			RET.			PD	FF	FR
				LOST	INT	YDS	YDS	YDS				
Brown, Arthur	21	13	8	1	12	0	0	0	0	0	0	0
Orr, Zachary	19	11	8	0	0	0	0	1	0	0	0	0
Smith, Za'Darius	14	6	8	1	8	0	0	1	0	0	0	0
Walker, Tray	13	11	2	0	0	0	0	0	0	0	0	0
Trawick, Brynden	12	10	2	0	0	0	0	0	0	0	0	0
Vaughn, Cassius	12	11	1	0	0	0	0	1	0	0	0	0
Beyer, Brennen	11	8	3	2	16	0	0	0	0	0	0	0
Bilukidi, Christo	10	6	4	0	0	0	0	1	0	0	0	0
Davis, Carl	10	5	5	1	9	0	0	2	0	0	0	0
Levine Sr., Anthony	10	7	3	0	0	0	0	0	0	0	0	0
McClellan, Albert	10	6	4	0	0	0	0	0	1	0	0	0
Lewis-Moore, Kapron	9	6	3	0	0	0	0	0	0	0	0	0
Guy, Lawrence	8	1	7	0	0	0	0	0	0	0	0	0
Mosley, C.J.	8	6	2	0	0	0	0	0	0	0	0	0
Pointer, Quinton	8	5	3	0	0	0	0	1	0	0	0	0
Smith, Daryl	8	6	2	0	0	0	0	0	0	0	0	0
Arrington, Kyle	7	5	2	0	0	0	0	1	0	0	0	0
Melvin, Rashaan	7	7	0	0	0	0	0	0	0	0	0	0
Upshaw, Courtney	6	4	2	0	0	0	0	0	0	0	0	0
Williams, Brandon	6	4	2	0	0	0	0	0	0	0	0	0
Brooks, Terrence	5	4	1	1	7	0	0	0	0	0	0	0
Jackson, Asa	5	4	1	0	0	0	0	0	2	0	0	0
Perry, Nick	5	5	0	0	0	0	0	0	0	0	0	0
Hill III, Will	4	4	0	0	0	0	0	0	0	0	0	0
Lewis, Kendrick	4	2	2	0	0	0	0	0	0	0	0	0
Dumervil, Elvis	3	2	1	1	2	0	0	0	0	0	0	0
Greenwood, Chris	3	3	0	0	0	0	0	0	0	0	0	0
Smith, Jimmy	2	2	0	0	0	0	0	1	0	0	0	0
Suggs, Terrell	2	0	2	0	0	0	0	1	0	0	0	0
Jernigan, Timmy	1	0	1	0	0	0	0	0	0	0	0	0
Means, Steven	1	0	1	0	0	0	0	0	0	0	0	0
Thompson, Zach	1	0	1	0	0	0	0	0	0	0	0	0
Tyson, DeAngelo	1	0	1	0	0	0	0	0	0	0	0	0
Jacobs, Tramain	0	0	0	0	0	0	0	1	0	0	0	0
Reynolds, Micajah	0	0	0	0	0	0	0	0	0	1	0	0
Totals	246	164	82	7	54	0	0	13	1	1	1	1

SPECIAL TEAMS STATISTICS

PLAYER	TT	SOLO	AS	FF	FR	BK
Toussaint, Fitzgerald	3	3	0	0	0	0
Arrington, Kyle	2	2	0	0	0	0
Brown, Arthur	2	1	1	0	0	0
Greenwood, Chris	2	2	0	0	0	0
Magee, Terrence	2	1	1	0	0	0
Pointer, Quinton	2	1	1	0	0	0
Reuland, Konrad	2	2	0	0	0	0
Trawick, Brynden	2	2	0	0	0	0
Vaughn, Cassius	2	2	0	0	0	0
Beyer, Brennen	1	1	0	0	0	0
Butler, Jeremy	1	1	0	0	0	0
Levine Sr., Anthony	1	0	1	0	0	0
McClellan, Albert	1	1	0	0	0	0
Reisner, Allen	1	1	0	0	0	0
Small, Kiero	1	1	0	0	0	0
Walker, Tray	1	1	0	0	0	0
Waller, Darren	1	1	0	0	0	0
Brown, Daniel	0	0	0	0	0	1
Totals	27	23	4	0	0	1

Defensive and special teams statistics reflect press box stats.



ALL-TIME RAVENS INTERCEPTIONS RETURNED FOR TOUCHDOWNS (INT-TDs)

2015 9/13/15 CB Jimmy Smith 24 yds @ Den.	2008 postseason 01/04/09 S Ed Reed 64 yds @ Mia.	2002 12/01/02 S Chad Williams 98 yds @ Cin. 11/10/02 OLB Adalius Thomas 25 yds vs. Cin.
2014 11/24/14 S Will Hill 44 yds @ NO	2007 11/18/07 LB Ray Lewis 35 yds vs. Cle.	2001 12/02/01 S Rod Woodson 47 yds vs. Ind.
2013 09/22/13 LB Daryl Smith 37 yds vs. Hou.	2006 12/31/06 CB Chris McAlister 31 yds vs. Buf. 11/05/06 S Ed Reed 25 yds* vs. Cin. 10/29/06 S Dawan Landry 12 yds @ NO 10/29/06 CB Ronnie Prude 12 yds @ NO 09/10/06 CB Chris McAlister 60 yds @ TB	2000 12/24/00 CB Chris McAlister 98 yds vs. NYJ 2000 postseason 01/28/01 CB Duane Starks 49 yds vs. NYG 01/07/01 LB Ray Lewis 50 yds @ Ten.
2012 09/27/12 CB Cary Williams 63 yds vs. Cle. 09/10/12 S Ed Reed 34 yds vs. Cin.	2005 12/04/05 LB Adalius Thomas 20 yds vs. Hou.	1999 12/19/99 S Corey Harris 24 yds vs. NO 12/05/99 S Rod Woodson 47 yds vs. Ten. 11/21/99 CB Duane Starks 43 yds @ Cin. 11/07/99 S Rod Woodson 66 yds @ Cle.
2012 postseason 01/12/13 CB Corey Graham 39 yds @ Den.	2004 01/02/05 DE Jarret Johnson 6 yds vs. Mia. 11/21/04 S Chad Williams 44 yds vs. Dal. 11/07/04 S Ed Reed 106 yds vs. Cle. 10/24/04 CB Deion Sanders 48 yds vs. Buf. 09/19/04 CB Chris McAlister 51 yds vs. Pit.	1998 11/08/98 CB Rod Woodson 18 yds vs. Oak. 09/13/98 CB Rod Woodson 60 yds @ NYJ
2011 10/02/11 CB Lardarius Webb 73 yds vs. NYJ	2003 12/21/03 S Chad Williams 52 yds @ Cle. 11/30/03 LB Ray Lewis 29 yds vs. SF 10/12/03 CB Chris McAlister 83 yds vs. Ari. 09/14/03 S Ed Reed 54 yds vs. Cle.	1997 11/30/97 CB Antonio Langham 40 yds @ Jax.
2010 12/13/10 CB Josh Wilson 12 yds @ Hou. 11/21/10 S Dawan Landry 23 yds** @ Car. 11/21/10 LB Ray Lewis 24 yds @ Car.	2003 postseason 01/03/04 S Will Demps 56 yds vs. Ten.	1996 11/24/96 LB Mike Caldwell 45 yds vs. Jax.
2009 11/16/09 S Dawan Landry 48 yds @ Cle. 10/11/09 S Ed Reed 52 yds vs. Cin.		*lateral from Samari Rolle INT **lateral from Ed Reed INT
2008 11/30/08 S Jim Leonhard 35 yds @ Cin. 11/23/08 S Ed Reed 107 yds vs. Phi. 11/02/08 OLB Terrell Suggs 42 yds @ Cle. 10/19/08 OLB Terrell Suggs 44 yds @ Mia. 09/21/08 S Ed Reed 32 yds @ Cle.		

2015 PARTICIPATION CHART

PLAYER	9/13 at Den.	9/20 at Oak.	9/27 vs. Cin.	10/1 @ Pit.	10/11 vs. Cle.	10/18 @ SF	10/26 @ Ari.	11/1 vs. SD	11/15 vs. Jax.	11/22 vs. STL	11/30 @ Cle.	12/6 @ Mia.	12/13 vs. Sea.	12/20 vs. KC	12/27 vs. Pit.	1/3/16 @ Cin.	Games Played	Games Started	Did Not Play	Inactive
Monroe, Eugene	LT	INA	INA	INA	LT	LT	LT	INA	LT	LT	INA	INA	IR	IR	IR	IR	6	6	0	6
Morgan, Joe	NOR	NOR	NOR	NOR	NOR	NOR	NOR	NOR	INA	INA	NOR	NOR	NOR	NOR	NOR	NOR	0	0	0	2
Mosley, C.J.	ILB	ILB	ILB	ILB	ILB	ILB	ILB	ILB	ILB	ILB	ILB	ILB	ILB	ILB	ILB	ILB	16	16	0	0
Mostert, Raheem	NOR	NOR	NOR	NOR	NOR	INA	X	X	X	X	X	X	X	NOR	NOR	NOR	7	0	0	1
Myers, Robert	NOR	NOR	PS	PS	PS	PS	PS	PS	PS	PS	PS	PS	PS	PS	PS	NOR	0	0	0	0
Orr, Zachary	X	X	X	X	X	X	X	X	X	X	X	X	X	X	X	X	16	0	0	0
Osemele, Kelechi	LG	LG	LG	LG	LG	LG	LG	LG	LG	INA	INA	LG	LT	LT	LT	LT	14	14	0	2
Perriman, Breshad	INA	INA	INA	INA	INA	INA	INA	INA	INA	IR	IR	IR	IR	IR	IR	IR	0	0	0	9
Perry, Nick	PS	PS	PS	PS	PS	PS	PS	PS	PS	NOR	NOR	PS	PS	PS	PS	PS	0	0	0	0
Pitta, Dennis	PUP	PUP	PUP	PUP	PUP	PUP	PUP	PUP	PUP	PUP	PUP	PUP	PUP	PUP	PUP	PUP	0	0	0	0
Price, Sheldon	NOR	NOR	NOR	NOR	NOR	NOR	PS	PS	PS	PS	PS	PS	PS	PS	PS	INA	0	0	0	1
Reisner, Allen	IR	IR	IR	IR	IR	IR	IR	IR	IR	IR	IR	IR	IR	IR	IR	IR	0	0	0	0
Renner, Bryn	PS	NOR	NOR	NOR	NOR	NOR	NOR	NOR	NOR	NOR	NOR	NOR	DNP	NOR	NOR	NOR	0	0	1	0
Reuland, Konrad	NOR	NOR	NOR	NOR	NOR	PS	PS	PS	NOR	PS	PS	PS	X	X	TE	X	4	1	0	0
Reynolds, Micajah	IR	IR	IR	IR	IR	IR	IR	IR	IR	IR	IR	IR	IR	IR	IR	IR	0	0	0	0
Rolle, Jumal	NOR	NOR	NOR	NOR	NOR	NOR	NOR	NOR	NOR	PS	PS	PS	PS	X	INA	INA	1	0	0	2
Ross, Jeremy	PS	PS	PS	PS	X	X	X	X	X	NOR	NOR	NOR	NOR	NOR	NOR	NOR	5	0	0	0
Schaub, Matt	DNP	DNP	DNP	DNP	DNP	DNP	DNP	DNP	DNP	DNP	QB	QB	INA	DNP	DNP	DNP	2	2	13	1
Smith, Daryl	ILB	ILB	ILB	ILB	ILB	ILB	ILB	ILB	ILB	ILB	ILB	ILB	ILB	ILB	ILB	ILB	16	16	0	0
Smith, Jimmy	CB	CB	CB	CB	CB	CB	CB	CB	CB	CB	CB	CB	CB	CB	CB	CB	16	16	0	0
Smith, Za'Darius	INA	X	X	X	X	X	X	X	X	X	X	X	X	X	X	X	15	0	0	1
Smith Sr., Steve	WR	WR	WR	WR	INA	WR	WR	WR	IR	IR	IR	IR	IR	IR	IR	IR	7	7	0	1
Spears, Harold	NOR	NOR	NOR	NOR	NOR	NOR	NOR	NOR	NOR	NOR	NOR	NOR	PS	PS	PS	PS	0	0	0	0
Suggs, Terrell	OLB	IR	IR	IR	IR	IR	IR	IR	IR	IR	IR	IR	IR	IR	IR	IR	1	1	0	0
Taliaferro, Lorenzo	INA	X	X	X	INA	IR	IR	IR	IR	IR	IR	IR	IR	IR	IR	IR	3	0	0	2
Thompson, Zach	IR	IR	IR	IR	IR	IR	IR	IR	IR	IR	IR	IR	NOR	NOR	NOR	NOR	0	0	0	0
Trawick, Brynden	X	X	X	X	X	X	S	X	X	X	X	X	X	X	X	X	16	1	0	0
Tucker, Justin	X	X	X	X	X	X	X	X	X	X	X	X	X	X	X	X	16	0	0	0
Upshaw, Courtney	X	SAM	SAM	SAM	SAM	SAM	SAM	SAM	SAM	SAM	SAM	SAM	SAM	SAM	SAM	SAM	16	15	0	0
Urban, Brent	IRDR	IRDR	IRDR	IRDR	IRDR	IRDR	IRDR	IRDR	IRDR	IRDR	X	X	X	X	X	X	6	0	0	0
Urschel, John	X	X	X	X	X	X	X	X	X	C	C	C	C	C	C	C	16	7	0	0
Vaughn, Cassius	NOR	NOR	NOR	NOR	NOR	NOR	NOR	NOR	NOR	INA	INA	X	NOR	NOR	NOR	NOR	1	0	0	2
Wagner, Rick	RT	RT	RT	RT	RT	RT	RT	RT	RT	RT	RT	RT	RT	RT	RT	RT	16	16	0	0
Walker, Tray	X	X	INA	INA	X	X	X	INA	INA	X	INA	INA	INA	X	X	INA	8	0	0	8
Waller, Darren	X	X	X	X	WR	INA	X	IR	IR	IR	IR	IR	IR	IR	IR	IR	6	1	0	1
Webb, Lardarius	CB	CB	CB	DB	CB	INA	DB	DB	CB	CB	CB	DB	DB	DB	FS	FS	15	15	0	1
Wesley, De'Ondre	PS	PS	PS	PS	PS	PS	PS	INA	INA	X	X	X	X	DNP	X	X	6	0	1	2
West, Terrance	NOR	NOR	NOR	NOR	NOR	NOR	NOR	NOR	PS	INA	X	X	X	X	X	X	6	0	0	1
Whitehead, Jermaine	NOR	NOR	NOR	NOR	NOR	NOR	NOR	NOR	NOR	NOR	NOR	NOR	NOR	NOR	INA	INA	0	0	0	2
Williams, Brandon	NT	NT	NT	NT	NT	NT	NT	NT	NT	NT	NT	NT	NT	NT	NT	NT	16	16	0	0
Williams, Maxx	X	TE	X	TE	TE	X	INA	X	TE	TE	X	INA	X	X	TE	TE	14	7	0	2
Wright, Shareece	NOR	NOR	NOR	NOR	NOR	X	CB	CB	X	X	X	CB	CB	CB	CB	CB	11	7	0	0
Wilson, Julian	IR	IR	IR	IR	IR	IR	IR	IR	IR	IR	IR	IR	IR	IR	IR	IR	0	0	0	0
Worthy, Cam	IR	IR	IR	IR	IR	IR	IR	IR	IR	IR	IR	IR	IR	IR	IR	IR	0	0	0	0
Yanda, Marshal	RG	RG	RG	RG	RG	RG	RG	RG	RG	RG	RG	RG	RG	RG	RG	RG	16	16	0	0
Zuttah, Jeremy	C	C	C	C	C	C	C	C	C	IR	IR	IR	IR	IR	IR	IR	9	9	0	0

X=substituted; IR=injured reserve; IRDR=injured reserve/designated return; PUP=physically unable to perform; NOR=not on roster; PS=practice squad; NFI=non-football injury; SUSP=suspended

2015 GAME-BY-GAME STARTERS

OFFENSE

GAME	WR	LT	LG	C	RG	RT	TE	WR	QB	RB	FB	OTHER
09/13/15 at Denver	Smith Sr.	Monroe	Osemele	Zuttah	Yanda	Wagner	Gillmore	Aiken	Flacco	Forsett	Jusczyk	
09/20/15 at Oakland	Smith Sr.	Hurst	Osemele	Zuttah	Yanda	Wagner	Gillmore	Aiken	Flacco	Forsett	n/a	Williams (TE)
09/27/15 vs. Cincinnati	Smith Sr.	Hurst	Osemele	Zuttah	Yanda	Wagner	Gillmore	Aiken	Flacco	Forsett	Jusczyk	
10/01/15 at Pittsburgh	Smith Sr.	Hurst	Osemele	Zuttah	Yanda	Wagner	Williams	M. Brown	Flacco	Forsett	n/a	Boyle (TE)
10/11/15 vs. Cleveland	Aiken	Monroe	Osemele	Zuttah	Yanda	Wagner	Williams	M. Brown	Flacco	Forsett	n/a	Waller (WR)
10/18/15 at San Francisco	Smith Sr.	Monroe	Osemele	Zuttah	Yanda	Wagner	Gillmore	Aiken	Flacco	Forsett	Jusczyk	
10/26/15 at Arizona	Smith Sr.	Monroe	Osemele	Zuttah	Yanda	Wagner	Gillmore	Aiken	Flacco	Forsett	Jusczyk	
11/01/15 vs. San Diego	Smith Sr.	Hurst	Osemele	Zuttah	Yanda	Wagner	Gillmore	Aiken	Flacco	Forsett	Jusczyk	
11/15/15 vs. Jacksonville	Givens	Monroe	Osemele	Zuttah	Yanda	Wagner	Gillmore	n/a	Flacco	Forsett	Boyle (TE)	Williams (TE)
11/22/15 vs. St. Louis	Aiken	Monroe	Jensen	Urschel	Yanda	Wagner	Gillmore	n/a	Flacco	Forsett	Jusczyk	Williams (TE)
11/30/15 at Cleveland	Aiken	Hurst	Jensen	Urschel	Yanda	Wagner	Gillmore	Givens	Schaub	Allen	Jusczyk	
12/06/15 at Miami	Aiken	Hurst	Osemele	Urschel	Yanda	Wagner	Gillmore	Givens	Schaub	Allen	Jusczyk	
12/13/15 vs. Seattle	Aiken	Osemele	Jensen	Urschel	Yanda	Wagner	n/a	Givens	Clausen	Allen	Jusczyk	D. Brown (WR)
12/20/15 vs. Kansas City	Aiken	Osemele	Jensen	Urschel	Yanda	Wagner	n/a	Givens	Clausen	Allen	Jusczyk	Hurst (TE)
12/27/15 vs. Pittsburgh	Aiken	Osemele	Jensen	Urschel	Yanda	Wagner	Williams	n/a	Mallett	Allen	Hurst (TE)	Reuland (TE)
01/03/16 at Cincinnati	Aiken	Osemele	Jensen	Urschel	Yanda	Wagner	Williams	Givens	Mallett	Allen	Jusczyk	

DEFENSE

GAME	DT	DE	NT	SAM	MIKE	WILL	RUSH	RCB	LCB	SS	FS	OTHER
09/13/15 at Denver	n/a	Canty	Williams	Dumervil	D. Smith	Mosley	Suggs	J. Smith	Webb	Hill III	Lewis	Arrington (DB)
09/20/15 at Oakland	Jernigan	Canty	Williams	Upshaw	D. Smith	Mosley	Dumervil	J. Smith	Webb	Hill III	Lewis	
09/27/15 vs. Cincinnati	C. Davis	Guy	Williams	Upshaw	D. Smith	Mosley	Dumervil	J. Smith	Webb	Hill III	Lewis	
10/01/15 at Pittsburgh	C. Davis	n/a	Williams	Upshaw	D. Smith	Mosley	Dumervil	J. Smith	Webb	Hill III	Lewis	Webb (DB)
10/11/15 vs. Cleveland	C. Davis	Guy	Williams	Upshaw	D. Smith	Mosley	Dumervil	J. Smith	Arrington	Hill III	Lewis	
10/18/15 at San Francisco	Jernigan	Guy	Williams	Upshaw	D. Smith	Mosley	Dumervil	J. Smith	Arrington	Hill III	Lewis	
10/26/15 at Arizona	n/a	Canty	Williams	Upshaw	D. Smith	Mosley	Dumervil	J. Smith	Wright	Hill III	Trawick	Webb (DB)
11/01/15 vs. San Diego	n/a	Canty	Williams	Upshaw	D. Smith	Mosley	Dumervil	J. Smith	Wright	Hill III	Lewis	Webb (DB)
11/15/15 vs. Jacksonville	Jernigan	Canty	Williams	Upshaw	D. Smith	Mosley	Dumervil	J. Smith	Webb	Hill III	Lewis	
11/22/15 vs. St. Louis	Jernigan	Canty	Williams	Upshaw	D. Smith	Mosley	Dumervil	J. Smith	Webb	Hill III	Lewis	
11/30/15 at Cleveland	Jernigan	Canty	Williams	Upshaw	D. Smith	Mosley	Dumervil	J. Smith	Webb	Hill III	Lewis	
12/06/15 at Miami	n/a	Canty	Williams	Upshaw	D. Smith	Mosley	Dumervil	J. Smith	Wright	Hill III	Lewis	Webb (DB)
12/13/15 vs. Seattle	n/a	Canty	Williams	Upshaw	D. Smith	Mosley	Dumervil	J. Smith	Wright	Hill III	Lewis	Webb (DB)
12/20/15 vs. Kansas City	n/a	Guy	Williams	Upshaw	D. Smith	Mosley	Dumervil	J. Smith	Wright	Hill III	Lewis	Webb (DB)
12/27/15 vs. Pittsburgh	n/a	Guy	Williams	Upshaw	D. Smith	Mosley	Dumervil	J. Smith	Wright	Hill III	Lewis	Webb (DB)
01/03/16 at Cincinnati	Jernigan	Guy	Williams	Upshaw	D. Smith	Mosley	Dumervil	J. Smith	Wright	Lewis	Webb	Arrington (DB)

Bold denotes first NFL start

HOW THE 2015 RAVENS WERE BUILT

HOW ACQUIRED

YEAR	PLAYER	ACQ.
2003	<i>OLB Terrell Suggs [Injured Reserve]</i>	D1a
2006	P Sam Koch	D6a
2007	G/T Marshal Yanda	D3b
2008	<i>QB Joe Flacco [Injured Reserve]</i>	D1
2009	CB/RS Lardarius Webb	D3
2010	LS Morgan Cox	RFA
	LB Albert McClellan	RFA
	<i>TE Dennis Pitta [PUP]</i>	D4
2011	CB Jimmy Smith	D1
2012	DB Anthony Levine Sr.	FA
	G/T Kelechi Osemele	D2b
	K Justin Tucker	RFA
	OLB Courtney Upshaw	D2a
2013	LB Arthur Brown	D2
	<i>WR Marlon Brown [Injured Reserve]</i>	RFA
	<i>DE Chris Canty [Injured Reserve]</i>	FA
	OLB Elvis Dumervil	FA
	<i>S Matt Elam [Injured Reserve]</i>	D1
	OL Ryan Jensen	D6b
	FB Kyle Juszczyk	D4b
	DE Kapron Lewis-Moore	D6a
	<i>T Eugene Monroe [Injured Reserve]</i>	TR (Jax.)
	LB Daryl Smith	UFA (Jax.)
	S Brynden Trawick	RFA
	T Rick Wagner	D5
	DT Brandon Williams	D3
2014	WR Kamar Aiken	FA
	S Terrence Brooks	D3
	WR Jeremy Butler	RFA
	<i>WR/RS Michael Campanaro [Injured Reserve]</i>	D7
	<i>RB Justin Forsett [Injured Reserve]</i>	FA
	<i>TE Crockett Gillmore [Injured Reserve]</i>	D3b
	DE Lawrence Guy	WA (SD)
	S Will Hill III	FA
	OL James Hurst	RFA
	DT Timmy Jernigan	D2
	LB C.J. Mosley	D1
	LB Zachary Orr	RFA
	<i>TE Allen Reisner [Injured Reserve]</i>	FA
	<i>WR Steve Smith Sr. [Injured Reserve]</i>	FA
	DE Brent Urban	D4a
	<i>RB Lorenzo Taliaferro [Injured Reserve]</i>	D4b
	G/C John Urschel	D5
	<i>C Jeremy Zuttah [Injured Reserve]</i>	TR (TB)
2015	RB Javorius Allen	D4b
	CB Kyle Arrington	FA
	<i>TE Nick Boyle [Suspended]</i>	D5a
	WR Daniel Brown	RFA
	OLB Chris Carter	FA
	QB Jimmy Clausen	WA (Chi.)
	WR/RS Kaelin Clay	FA
	DT Carl Davis	D3
	<i>CB Will Davis [Injured Reserve]</i>	TR (Mia.)
	<i>TE Chase Ford [Injured Reserve]</i>	FA
	WR Chris Givens	TR (STL)
	S Kendrick Lewis	UFA (Hou.)
	RB Terrence Magee	RFA
	QB Ryan Mallett	FA
	WR Chris Matthews	FA
	<i>WR Breshad Perriman [Injured Reserve]</i>	D1
	CB Sheldon Price	FA
	TE Konrad Reuland	FA
	<i>DT Micaiah Reynolds [Injured Reserve]</i>	FA
	CB Jumal Rolle	FA
	QB Matt Schaub	FA
	OLB Za'Darius Smith	D4a
	CB Tray Walker	D4c
	<i>WR Darren Waller [Injured Reserve]</i>	D6
	G/T De'Ondre Wesley	RFA
	RB Terrance West	FA
	DB Jermaine Whitehead	FA
	TE Maxx Williams	D2
	<i>CB Julian Wilson [Injured Reserve]</i>	RFA
	CB Shareece Wright	FA
	<i>WR Cam Worthy [Injured Reserve]</i>	RFA

RAVENS BY DRAFT ROUND

1st ROUND (7)	TEAM	YEAR
<i>OLB Terrell Suggs [Injured Reserve]</i>	Baltimore	2003 (10th)
<i>QB Joe Flacco [Injured Reserve]</i>	Baltimore	2008 (18th)
<i>T Eugene Monroe [Injured Reserve]</i>	Jacksonville	2009 (8th)
CB Jimmy Smith	Baltimore	2010 (27th)
<i>S Matt Elam [Injured Reserve]</i>	Baltimore	2013 (32nd)
LB C.J. Mosley	Baltimore	2014 (17th)
<i>WR Breshad Perriman [Injured Reserve]</i>	Baltimore	2015 (26th)
2nd ROUND (7)		
LB Daryl Smith	Jacksonville	2004
QB Jimmy Clausen	Carolina	2010
G/T Kelechi Osemele	Baltimore	2012
OLB Courtney Upshaw	Baltimore	2012
LB Arthur Brown	Baltimore	2013
DT Timmy Jernigan	Baltimore	2014
TE Maxx Williams	Baltimore	2015
3rd ROUND (13)		
<i>WR Steve Smith Sr. [Injured Reserve]</i>	Carolina	2001
QB Matt Schaub	Atlanta	2004
G/T Marshal Yanda	Baltimore	2007
<i>C Jeremy Zuttah [Injured Reserve]</i>	Tampa Bay	2008
CB/RS Lardarius Webb	Baltimore	2009
QB Ryan Mallett	New England	2011
CB Shareece Wright	San Diego	2011
<i>CB Will Davis [Injured Reserve]</i>	Miami	2013
DT Brandon Williams	Baltimore	2013
S Terrence Brooks	Baltimore	2014
TE Crockett Gillmore	[Injured Reserve] Baltimore	2014
RB Terrance West	Cleveland	2014
DT Carl Davis	Baltimore	2015
4th ROUND (10)		
<i>DE Chris Canty [Injured Reserve]</i>	Dallas	2005
OLB Elvis Dumervil	Denver	2006
<i>TE Dennis Pitta [PUP]</i>	Baltimore	2010
WR Chris Givens	St. Louis	2012
FB Kyle Juszczyk	Baltimore	2013
<i>RB Lorenzo Taliaferro [Injured Reserve]</i>	Baltimore	2014
DE Brent Urban	Baltimore	2014
OLB Za'Darius Smith	Baltimore	2015
RB Javorius Allen	Baltimore	2015
CB Tray Walker	Baltimore	2015
5th ROUND (5)		
S Kendrick Lewis	Kansas City	2010
OLB Chris Carter	Pittsburgh	2011
G/T Rick Wagner	Baltimore	2013
G/C John Urschel	Baltimore	2014
<i>TE Nick Boyle [Suspended]</i>	Baltimore	2015
6th ROUND (5)		
P Sam Koch	Baltimore	2006
OL Ryan Jensen	Baltimore	2013
DE Kapron Lewis-Moore	Baltimore	2013
WR/RS Kaelin Clay	Tampa Bay	2015
<i>WR Darren Waller [Injured Reserve]</i>	Baltimore	2015
7th ROUND (3)		
<i>RB Justin Forsett [Injured Reserve]</i>	Seattle	2008
DE Lawrence Guy	Green Bay	2011
<i>WR/RS Michael Campanaro [Injured Reserve]</i>	Baltimore	2014
UNDRAFTED (25)		
CB Kyle Arrington	Philadelphia	2008
LS Morgan Cox	Baltimore	2010
DB Anthony Levine Sr.	Green Bay	2010
LB Albert McClellan	Baltimore	2010
WR Kamar Aiken	Buffalo	2011
WR Chris Matthews	Cleveland	2011
<i>TE Allen Reisner [Injured Reserve]</i>	Minnesota	2011
TE Konrad Reuland	San Francisco	2011
<i>TE Chase Ford [Injured Reserve]</i>	Philadelphia	2012
S Will Hill III	NY Giants	2012
K Justin Tucker	Baltimore	2012
<i>WR Marlon Brown [Injured Reserve]</i>	Baltimore	2013
CB Sheldon Price	Indianapolis	2013
CB Jumal Rolle	Buffalo	2013
S Brynden Trawick	Baltimore	2013
WR Jeremy Butler	Baltimore	2014
OL James Hurst	Baltimore	2014
LB Zachary Orr	Baltimore	2014
<i>DT Micaiah Reynolds [Injured Reserve]</i>	New Orleans	2014
WR Daniel Brown	Baltimore	2015
RB Terrence Magee	Baltimore	2015
G/T De'Ondre Wesley	Baltimore	2015
DB Jermaine Whitehead	San Francisco	2015
<i>CB Julian Wilson [Injured Reserve]</i>	Baltimore	2015
<i>WR Cam Worthy [Injured Reserve]</i>	Baltimore	2015

(UFA) Unrestricted free agent; (RFA) Rookie free agent; Injured Reserve Players in Italics

2015 HONORS / MILESTONES

WR KAMAR AIKEN

- Recorded career and team highs in receptions (75), receiving yards (944) and receiving TDs (5).
- Finished the season with nine-straight five-catch games, the longest such streak in team history and the NFL's third-longest active streak of its kind (Julio Jones – 12 and Antonio Brown – 10).

RB JAVORIUS ALLEN

- Became the fourth rookie RB in Ravens history to record at least 500 rushing yards (514) in a season: Bernard Pierce (532 in 2012), Jason Brookins (551 in 2001) and Jamal Lewis (1,364 in 2000).
- Became the 14th NFL player in the past 10 years to post at least 60 rushing yards, 100 receiving yards and 1 receiving TD in a game (at Mia.), marking the 25th game in Ravens history a player reached 170 scrimmage yards.
- His 12 catches against the Dolphins were the most by an NFL RB in 2015 and rank third in Ravens single-game history, while his 107 receiving yards were the third most by a Ravens' RB.

LS MORGAN COX

- Pro Bowl (first selection – tabbed a “need” player)**
- Became the first long snapper in franchise history to earn Pro Bowl honors.

OLB ELVIS DUMERVIL

- Pro Bowl (fifth election – originally an alternate)**
- Recorded his 96th-career QB drop, tied with Mario Williams for seventh among active NFL players. Owns 32.5 sacks since joining the Ravens in 2013, the league's fourth most.

QB JOE FLACCO

- Made his 122nd-straight regular season start (fifth-longest streak in NFL history) before suffering a season-ending knee injury while engineering his 24th-career game-winning drive in the 16-13 win vs. STL (11/22).
- Was on pace to set career highs and single-season franchise records in attempts (661), completions (426) and passing yards (4,466). Flacco was 266-of-413 passing for 2,791 yards, 14 TDs and an 83.1 rating in 10 games.

RB JUSTIN FORSETT

- Tallied team highs in rushing yards (641) and rushing average (4.2) in 10 games before suffering a season-ending injury (arm) vs. STL (11/22). His 641 rushing yards ranked 10th in the NFL when he was placed on IR.

TE CROCKETT GILLMORE

- Though he missed six games due to injury (calf and back), he established career highs in receptions (33), receiving yards (412) and receiving TDs (4), the most scoring grabs by a Ravens' TE since 2012 (Dennis Pitta, 7).
- Produced his first-career 100-yard receiving game (101) vs. STL (12/22), the seventh 100-yard receiving game by a Ravens' TE.
- Ranked sixth among NFL TEs in receiving average (12.5) and was one of six TEs (Rob Gronkowski, Gary Barnidge, Greg Olsen, Zach Miller and Austin Seferian-Jenkins) with a 12.5 average and 4 receiving TDs.

S WILL HILL III

- AFC Special Teams Player of the Week (Week 12)**

DT TIMMY JERNIGAN

- Matched a career high with 4 sacks, resulting in a team-leading -36.5 sack yards. Jernigan's 8 QB drops during his first two NFL seasons are the most by a Ravens DT to begin a career in franchise history.

FB KYLE JUSZCZYK

- Led all NFL FBs with career highs in receptions (41), receiving yards (321) and receiving TDs (4).
- Played his 48th-consecutive game, tying Kansas City's Anthony Sherman for the longest active streak among NFL fullbacks.

P SAM KOCH

- Pro Bowl (first selection)**
- Second-Team All-Pro (Associated Press)**
- PFWA All-AFC**
- Posted the NFL's second-best net (42.9) and ninth-best gross (46.7) averages, limiting opponents to a franchise-record 5.0 punt return avg. (No. 2 in NFL).
- Has played in 160-straight games, the longest streak in Ravens history.

ILB C.J. MOSLEY

- Was the NFL's only player to record at least 115 tackles, 4 sacks and 2 FRs. Returned a fumble recovery 41 yards for his first-career TD vs. Cin. (9/27), marking the third-longest such return in Ravens history.

WR STEVE SMITH SR.

- Passed Hall of Fame WR Cris Carter (13,899) for 10th (now 11th) on the all-time receiving yards chart (13,932) and Derrick Mason (943) for 15th on the NFL's all-time receptions list (961).
- Produced back-to-back 10-catch games for the first time in his career at Oak. (9/20) and vs. Cin. (9/27). His 186 receiving yards and 13 catches vs. the Bengals stand third and tied for first, respectively, in team history.
- Became the fourth-oldest player in NFL history to post 150 receiving yards, doing so on 10 catches in his 200th career contest at Oak. (9/20).
- Registered three 100-yard receiving games in 2015 for 50 such performances in his career, ranking sixth (tied with Don Maynard) in NFL history and second (Andre Johnson, 51) among active players.

ILB DARYL SMITH

- Ranked 10th in the NFL with a team-leading 121 tackles (72 solo).
- Posted 3 sacks and 1 INT in 2015 to become one of four active NFL players (Lawrence Timmons, Julius Peppers and Karlos Dansby) with at least 30 sacks and 10 INTs in a career.

CB JIMMY SMITH

- Posted a team- and career-high 3 INTs (returned one for a TD), his first-career sack, 10 PD and 54 tackles (48 solo). Smith was one of seven NFL defenders (Lavonte David, Reshad Jones, Luke Kuechly, Tyrann Mathieu, Ron Parker and Adam Jones) with 50 tackles, 3 INTs, 10 PD and 1 sack in 2015.

OLB ZA'DARIUS SMITH

- Was the NFL's only rookie to record at least two multiple-sack (1.5 or more) games in 2015 and just the third rookie (Peter Boulware and Terrell Suggs) to accomplish the feat in Ravens history.

K JUSTIN TUCKER

- AFC Special Teams Player of the Week (Week 4, Week 8)**
- Converted 33 of 40 FGAs and all 29 PATs in 2015, becoming the fastest kicker in NFL history to score 500 points (60 games) and make 100 FGs (50 games).
- Is the second-most accurate kicker of all time, connecting on 130 of 148 FGAs (87.8%) for his career.
- Earned his franchise-record (tied with Matt Stover) sixth-career AFC Special Teams Player of the Week Award after connecting on 5 FGs vs. SD (11/1).
- Was one of just five kickers to remain perfect on PATs in 2015, the first season the PAT yard line was moved back.

OLB COURTNEY UPSHAW

- Was one of just two NFL players (Bobby Wagner) to post at least 50 tackles, 2 FFs and 3 FRs in 2015. Upshaw had 51, 2 and 3, respectively.
- Has never missed a game in his four-year Ravens career, maintaining the team's longest active streak (64) by an offensive or defensive player.

DT BRANDON WILLIAMS

- Set career highs in tackles (53), solo stops (35), sacks (2), TFL (9), QB hits (4) and PD (2), becoming one of four NFL DTs (Jurrell Casey, Kawann Short and Ndamukong Suh) with 30 solo tackles, 2 sacks and 2 PD in 2015.

TE MAXX WILLIAMS

- Set franchise records for catches (32) and receiving yards (268) by a rookie TE.

G MARSHAL YANDA

- Pro Bowl (Fifth Selection)**
- First-Team All-Pro (Associated Press)**
- PFWA All-NFL Team**
- NFL All-Pro Team (The Sporting News)**
- PFW All-AFC**
- Team MVP (Baltimore Media)**
- Tied (Joe Staley) for the second-longest active Pro Bowl streak among O-linemen, leading a unit that permitted the NFL's third-fewest sacks (24) in 2015.

2015 GAME-BY-GAME OFFENSE

OFFENSE	9/13 @Den.	9/20 @Oak.	9/27 Cin.	10/1 @Pit.	10/11 vs. Cle	10/18 @SF	10/26 @Ari.	11/1 SD	11/15 Jax.	11/22 STL	11/30 @Cle.	12/6 @Mia.	12/13 Sea.	12/20 KC	12/27 Pit.	1/3/16 Cin.
Points	13	33	24	23	30	20	18	29	20	16	33	13	6	14	20	16
1st Qtr	0	10	0	7	14	0	3	6	0	0	10	0	0	7	7	0
2nd Qtr	3	10	0	0	0	6	7	7	14	3	7	3	6	7	6	9
3rd Qtr	10	0	7	7	7	7	0	6	0	0	7	7	0	0	0	0
4th Qtr	0	13	17	6	9	7	8	10	6	13	9	3	0	0	7	7
Overtime	0	0	0	3	0	0	0	0	0	0	0	0	0	0	0	0
TDs (Ru-P-Ret)	0-0-1	1-2-0	0-2-1	1-1-0	3-1-0	0-2-0	1-1-0	1-1-0	0-3-0	0-1-0	0-2-2	0-1-0	0-0-0	0-2-0	1-1-0	0-1-0
PATs (M/A)	1-1	3-3	3-3	2-2	3-3	2-2	1-1	2-2	2-2	1-1	3-3	1-1	0-0	2-2	2-2	1-1
2PT Convs (M/A)	0-0	0-0	0-0	0-0	0-1	0-0	1-1	0-0	0-1	0-0	0-1	0-0	0-0	0-0	0-0	0-0
FGs (M/A)	2-2	4-4	1-2	3-3	1-2	2-3	1-1	5-5	0-1	3-5	2-2	2-3	2-2	0-0	2-2	3-3
Safeties	0	0	0	0	0	0	0	0	0	0	0	0	0	0	0	0
First Downs	11	29	19	21	22	25	18	23	22	16	16	22	16	19	22	22
Rushing	6	7	4	10	10	9	3	6	7	5	6	4	0	4	6	2
Passing	4	17	13	10	9	16	14	14	15	11	10	18	13	13	16	18
Penalty	1	5	2	1	3	0	1	3	0	0	0	0	3	2	0	2
3rd Down Conv (M/A)	2-13	4-11	7-16	6-17	5-14	4-13	5-13	5-12	8-14	4-16	2-11	5-14	3-11	4-13	9-18	12-20
3rd Down Conv Pct	15.4%	36.4%	43.8%	35.3%	35.7%	30.8%	38.5%	41.7%	57.1%	25.0%	18.2%	35.7%	27.2%	30.8%	50.0%	60.0%
4th Down Conv (M/A)	1-1	2-2	2-3	1-4	0-0	1-1	1-1	1-1	0-1	0-1	2-2	0-1	0-1	1-3	0-0	0-2
4th Down Conv Pct	100%	100%	66.7%	25.0%	0.0%	100.0%	100.0%	100.0%	0.0%	0.0%	100.0%	0.0%	0.0%	33.3%	0.0%	0.0%
Total Net Yards	173	493	398	356	377	420	276	365	397	388	336	375	302	366	386	341
Total Off. Plays	57	70	67	78	67	75	59	65	67	73	57	75	55	67	73	78
Avg. Gain Per Play	3.0	7.0	5.9	4.6	5.6	5.6	4.7	5.6	5.9	5.3	5.9	5.0	5.5	5.5	5.3	4.4
Net Yards Rushing	73	109	36	191	181	77	55	72	89	96	104	94	28	93	121	59
Total Rushing Plays	23	25	18	39	31	22	16	25	21	28	23	26	14	20	31	21
Avg. Gain Per Rush	3.2	4.4	2.0	4.9	5.8	3.5	3.4	2.9	4.2	3.4	4.5	3.6	2.0	4.7	3.9	2.8
Net Yards Passing	100	384	362	165	196	343	221	293	308	292	232	281	274	273	265	282
Times Sacked	2	0	0	5	1	0	3	3	1	1	0	3	1	2	1	1
Yards Lost on Sacks	17	0	0	21	14	0	31	26	8	7	0	27	0	8	9	10
Gross Yards Passing	117	384	362	186	210	343	252	319	316	299	232	308	274	281	274	292
Pass Attempts	32	45	49	34	35	53	40	37	45	44	34	46	40	45	41	56
Pass Completions	18	32	32	21	19	33	26	25	34	27	20	32	23	26	28	30
Completion Pct	56.3%	71.1%	65.3%	61.8%	54.3%	62.3%	65.0%	67.6%	75.6%	61.4%	58.8%	69.6%	57.5%	57.8%	68.3%	53.6%
Avg. Gain Per Pass	2.9	8.5	7.4	4.2	5.4	6.5	5.1	7.3	6.7	6.5	6.8	5.7	6.7	5.8	6.3	4.9
Interceptions	2	1	1	1	0	2	1	0	2	2	2	2	1	2	0	2
Fumbles / Fum. Lost	0-0	1-1	1-0	3-1	0-0	0-0	1-1	1-0	2-2	2-0	0-0	0-0	1-1	1-1	0-0	0-0
Penalties	3	10	13	4	12	3	9	5	9	10	7	5	9	7	12	4
Penalty Yards	15	109	116	30	98	15	64	46	121	137	50	36	94	63	121	38
Punts	6	2	4	4	6	3	6	2	5	7	4	5	5	5	6	4
Gross Punting Average	51.7	46.0	43.5	51.0	49.5	53.0	45.3	61.0	40.4	48.0	42.8	53.4	42.2	43.6	39.0	42.5
Touchbacks	0	0	0	0	0	0	0	0	1	0	0	1	1	0	2	0
Inside20	2	1	1	0	2	2	2	1	3	2	1	2	3	2	2	3
Punts Blocked	0	0	0	0	0	0	0	0	0	0	0	0	0	0	0	0
Net Punting Average	48.3	43.5	37.3	38.3	49.2	51.7	42.2	62.0	36.0	46.3	39.8	46.4	41.2	41.4	32.3	42.5
Punt Returns	2	0	2	1	3	1	1	2	4	3	4	5	3	2	1	6
Punt Return Yards	32	0	35	14	30	9	8	17	54	5	112	47	46	27	-1	15
Punt Return Avg.	16.0	0.0	17.5	14.0	10.0	9.0	8.0	8.5	13.5	1.7	28.0	9.4	15.3	13.5	-1.0	2.5
Fair Catches	1	0	1	3	1	0	2	1	1	1	0	0	0	1	2	1
Kickoff Returns	1	1	1	1	6	1	1	1	1	2	3	1	0	6	3	5
Kickoff Return Yards	10	29	26	24	143	41	28	33	50	58	45	23	0	153	73	121
Kickoff Return Avg.	10.0	29.0	26.0	24.0	23.8	41.0	28.0	33.0	50.0	29.0	15.0	23.0	0.0	25.5	24.3	24.2
Time of Possession	22:43	30:27	29:52	37:43	29:01	33:07	30:24	29:54	29:28	32:52	29:30	38:09	24:17	27:41	34:20	29:13

2015 GAME-BY-GAME DEFENSE

DEFENSE	9/13 @Den.	9/20 @Oak.	9/27 Cin.	10/1 @Pit.	10/11 vs. Cle	10/18 @SF	10/26 @Ari.	11/1 SD	11/15 Jax.	11/22 STL	11/30 @Cle.	12/6 @Mia.	12/13 Sea.	12/20 KC	12/27 Pit.	1/3/16 Cin.
Points	19	37	28	20	33	25	26	26	22	13	27	15	35	34	17	24
1st Qtr	6	10	7	3	3	6	7	3	7	7	0	0	7	14	0	0
2nd Qtr	3	10	7	10	6	10	7	13	3	0	13	15	7	10	3	7
3rd Qtr	7	10	0	7	7	3	6	7	3	6	7	0	7	0	7	14
4th Qtr	3	7	14	0	14	6	6	3	9	0	7	0	14	10	7	3
Overtime	0	0	0	0	3	0	0	0	0	0	0	0	0	0	0	0
TDs (Ru-P-Ret)	0-0-1	1-3-0	1-3-0	1-1-0	1-2-0	0-2-0	1-2-0	0-3-0	0-2-0	1-1-0	0-2-1	0-1-1	0-5-0	1-1-2	2-0-0	1-2-0
PATs (M/A)	1-1	4-4	4-4	2-2	1-1	1-1	2-3	2-3	1-1	1-2	3-3	1-1	5-5	4-4	2-2	3-3
2PT Convs (M/A)	0-0	0-0	0-0	0-0	1-2	0-1	0-0	0-0	0-1	0-0	0-0	1-1	0-0	0-0	0-0	0-0
FGs (M/A)	4-4	3-3	0-0	2-4	4-4	4-4	2-3	2-2	3-4	0-1	2-3	0-0	0-0	2-2	1-1	1-1
Safeties	0	0	0	0	0	0	0	0	0	0	0	0	0	0	0	0
First Downs	16	27	23	17	25	15	21	22	22	13	21	88	28	15	21	17
Rushing	4	4	6	8	4	2	5	4	6	4	4	5	8	5	6	5
Passing	11	17	13	8	18	11	14	15	10	6	15	3	17	9	11	11
Penalty	1	6	4	1	3	2	2	3	6	3	2	0	3	1	4	1
3rd Down Conv (M/A)	8-18	9-14	8-15	2-13	12-19	5-13	5-12	7-13	4-16	3-13	4-15	4-13	8-12	5-13	2-8	0-9
3rd Down Conv Pct	44.4%	64.3%	53.3%	15.4%	63.2%	38.5%	41.7%	53.9%	25.0%	23.1%	26.7%	30.8%	66.7%	38.5%	25.0%	0.0%
4th Down Conv (M/A)	0-0	0-0	1-2	0-2	0-0	0-0	0-0	0-0	0-0	0-0	2-2	0-0	0-0	0-0	0-2	1-1
4th Down Conv Pct	0.0%	0.0%	50.0%	0.0%	0.0%	0.0%	0.0%	0.0%	0.0%	0.0%	100.0%	0.0%	0.0%	0.0%	0.0%	100.0%
Total Net Yards	219	448	458	263	505	391	414	371	258	213	338	219	424	277	303	292
Total Off. Plays	69	66	65	63	80	55	59	64	70	56	68	46	69	56	57	57
Avg. Gain Per Play	3.2	6.8	7.0	4.2	6.3	7.1	7	5.8	3.7	3.8	5.0	4.8	6.1	4.9	5.3	5.1
Net Yards Rushing	69	97	86	167	83	65	150	81	90	82	63	137	123	113	110	145
Total Rushing Plays	25	19	31	33	25	25	28	26	22	29	18	26	36	28	20	27
Avg. Gain Per Rush	2.8	5.1	2.8	5.1	3.3	2.6	5.4	3.1	4.1	2.8	3.5	5.3	3.4	4.0	5.5	5.4
Net Yards Passing	150	351	372	96	422	326	264	290	168	131	275	82	301	164	193	147
Times Sacked	4	1	2	4	4	3	2	1	3	1	2	1	0	3	3	3
Yards Lost on Sacks	25	0	11	28	35	14	11	11	20	5	14	4	0	7	22	13
Gross Yards Passing	175	351	383	124	457	340	275	301	188	136	289	86	301	171	215	160
Pass Attempts	40	46	32	26	51	27	29	37	45	26	48	19	33	25	34	27
Pass Completions	24	30	20	19	36	16	20	28	22	12	28	9	24	21	24	17
Completion Pct	60.0%	65.2%	62.5%	73.1%	70.6%	59.3%	68.9%	75.7%	48.9%	46.2%	58.3%	47.3%	72.7%	84.0%	70.6%	63.0%
Avg. Gain Per Pass	3.4	7.5	10.9	3.2	7.7	10.9	8.5	7.6	3.5	4.9	5.5	4.1	9.1	5.9	5.2	4.9
Interceptions	1	1	1	0	0	0	0	0	1	0	0	0	0	0	2	0
Fumbles / Fum. Lost	0-0	0-0	1-1	2-0	0-0	1-0	2-0	1-0	0-0	5-4	0-0	1-1	1-1	1-0	1-0	1-0
Penalties	8	16	9	4	9	4	4	6	4	6	2	5	6	6	3	11
Penalty Yards	45	106	67	20	74	25	40	66	30	35	15	31	42	55	25	72
Punts	5	2	3	6	5	4	4	4	7	8	6	9	3	5	3	7
Gross Punting Average	51.8	59.0	54.7	39.8	43.4	38.0	36.0	44.3	52.0	45.9	47.2	45.8	51.0	46.4	43.7	43.3
Touchbacks	0	1	0	0	0	1	0	0	1	1	0	1	0	0	0	0
Inside20	2	1	1	2	2	1	0	1	0	4	1	2	0	3	1	3
Punts Blocked	0	0	0	0	0	0	1	0	0	0	0	0	0	0	0	0
Net Punting Average	45.4	49.0	43.0	37.5	37.4	30.8	34.0	40.0	41.4	42.8	28.5	38.3	35.7	41.0	44.0	41.1
Punt Returns	3	2	4	3	2	1	4	1	2	5	1	2	1	3	1	0
Punt Return Yards	20	5	25	51	2	4	19	-2	2	12	12	15	0	11	0	0
Punt Return Avg.	6.7	2.5	6.3	17.0	1.0	4.0	4.8	-2.0	1.0	2.4	12.0	7.5	0.0	3.7	0.0	0.0
Fair Catches	1	0	0	1	0	1	1	0	1	2	1	2	2	0	0	0
Kickoff Returns	0	0	1	1	1	0	0	0	0	0	2	2	0	1	0	1
Kickoff Return Yards	0	0	32	31	15	0	0	0	0	0	78	42	0	19	0	12
Kickoff Return Avg.	0.0	0.0	32.0	31.0	15.0	0.0	0.0	0.0	0.0	0.0	39.0	21.0	0.0	19.0	0.0	12.0
Time of Possession	37:17	29:33	30:08	32:09	39:16	26:53	29:36	30:06	30:32	27:08	30:30	21:51	35:43	32:19	25:40	30:47



GAME 1: BRONCOS 19, RAVENS 13

Baltimore (0-1) · Denver (1-0)

Sunday, September 13, 2015 · 2:25 PM MT · Sports Authority Field at Mile High · Denver
Weather: 88°, Partly Sunny, Wind NW 13 mph · Attendance: 76,798 · Time: 2:56



Defense dominated for both teams in the Ravens' season-opening 19-13 loss at Denver. Limiting two of the NFL's premier QBs, Baltimore's Joe Flacco and Denver's Peyton Manning, to a total of 292 passing yards and both offenses to just 392 yards, neither defense allowed a TD. The only TDs in the game were scored by cornerbacks, both in the third quarter. The Ravens' Jimmy Smith stole a Manning pass and raced 24 yards to the end zone to give Baltimore a 10-9 early third-quarter lead. The Broncos' Aqib Talib grabbed a Flacco throw and sprinted 51 yards for Denver's lone TD with just 10 seconds left in the period, giving the Broncos a 16-13 lead. After stopping the Ravens on the next series, the Broncos started on their 4-yard line. Denver used 12:05 of the final quarter on this drive that ended with a K Brandon McManus 33-yard field goal to give Denver the final 19-13 advantage. With 2:55 left in the game, the Ravens started their final possession on their 20-yard line. Flacco directed his teammates to the Broncos' 16 yard line with a 15-play effort. Flacco's final pass, which was first grabbed by TE Crockett Gillmore in the end zone, was intercepted by former Raven S Darian Stewart while both players were in the air. The first half featured 4 FGs, three by McManus, including 57- and 56-yard first-quarter boots to give the hosts a 6-0 lead. K Justin Tucker made the score 6-3 before McManus closed the first half with a 43-yarder and a 9-3 lead. Baltimore managed 38 yards before intermission, while Denver produced just 114. Forsett gained 43 yards on 14 runs. Manning, who was sacked four times (twice ILB C.J. Mosley), was 24-of-40 for 175 yards. WRs Emmanuel Sanders and Demaryius Thomas combined for 15 receptions, with Sanders catching 8 for 65 yards. The Ravens' six-time Pro Bowl OLB Terrell Suggs left the game in the final quarter with a season-ending Achilles injury.

BALTIMORE RAVENS (Head Coach: John Harbaugh)

OFFENSE		DEFENSE	
WR 11	K. Aiken	DE 24	K. Arrington
WR 89	S. Smith Sr.	NT 98	B. Williams
LT 60	E. Monroe	DE 99	C. Canty
LG 72	K. Osemele	OLB 55	T. Suggs
C 53	J. Zuttah	ILB 57	C. Mosley
RG 73	M. Yanda	ILB 51	D. Smith
RT 71	R. Wagner	SAM 58	E. Dumervil
TE 80	C. Gillmore	LCB 21	L. Webb
FB 44	K. Juszczyk	FS 23	K. Lewis
QB 5	J. Flacco	SS 33	W. Hill III
RB 29	J. Forsett	RCB 22	J. Smith

DENVER BRONCOS (Head Coach: Gary Kubiak)

OFFENSE		DEFENSE	
WR 88	D. Thomas	DE 96	V. Walker
LT 74	T. Sambrailo	NT 92	S. Williams
LG 69	E. Mathis	DE 97	M. Jackson
C 61	M. Paradis	SLB 58	V. Miller
RG 65	L. Vasquez	WLB 94	D. Ware
RT 68	R. Harris	ILB 54	B. Marshall
TE 81	O. Daniels	ILB 59	D. Trevathan
WR 10	E. Sanders	LCB 21	A. Talib
RB 22	C. Anderson	RCB 25	C. Harris
QB 18	P. Manning	SS 30	D. Bruton
WR 11	J. Norwood	FS 26	D. Stewart

GAME SUMMARY

	1	2	3	4	OT	TOTAL	FIELD GOALS (MADE) & MISSED
BALTIMORE	0	3	10	0	-	13	J. Tucker (52, 44)
DENVER	6	3	7	3	-	19	B. McManus (57, 56, 43, 33)

TEAM	QTR	TIME	PLAY DESCRIPTION (extra point)	DRIVE	SCORE
Broncos	1	5:16	B. McManus 57 yd. Field Goal	15-48, 6:17	0-3
Broncos	1	1:26	B. McManus 56 yd. Field Goal	6-15, 2:09	0-6
Ravens	2	6:42	J. Tucker 52 yd. Field Goal	8-31, 4:14	3-6
Broncos	2	0:09	B. McManus 43 yd. Field Goal	7-30, 1:04	3-9
Ravens	3	14:04	J. Smith 24 yd. interception return (J. Tucker kick)		10-9
Ravens	3	9:33	J. Tucker 44 yd. Field Goal	8-35, 2:51	13-9
Broncos	3	0:10	A. Talib 51 yd. interception return (B. McManus kick)		13-16
Broncos	4	2:55	B. McManus 33 yd. Field Goal	17-81, 10:56	13-19

OFFICIALS – Referee: Gene Steratore (114), Umpire: Barry Anderson (20), Head Linesman: Ed Walker (123), Line Judge: Gary Arthur (108), Side Judge: Bob Waggoner (25), Field Judge: Mike Weatherford (116), Back Judge: Dino Paganelli (105)

TEAM STATISTICS

	RAVENS	BRONCOS
First Downs	11 (6-4-1)	16 (4-11-1)
Third Downs	2-13 (15%)	8-18 (44%)
Fourth Downs	1-1 (100%)	0-0 (0%)
Total Net Yards	173	219
Plays – Average	57-3.0	69-3.2
Net Yds Rushing	73	69
Rushes – Average	23-3.2	25-2.8
Net Yards Passing	100	150
Att. – Yds Lost – Gross Pass.	2-17-117	4-25-175
Passes Att. – Comp. – INT	32-18-2	40-24-1
Red Zone	0-1 (0%)	0-1 (0%)
Goal-to-Go	0-0 (0%)	0-0 (0%)
Punts – Avg.	6-51.7	5-51.8
Penalties – Yards	3-15	8-45
Fumbles – Lost	0-0	0-0
Time of Possession	22:43	37:17

INDIVIDUAL STATISTICS

RAVENS							BRONCOS										
RUSHING	ATT	YDS	AVG	LG	TD		RUSHING	ATT	YDS	AVG	LG	TD					
J. Forsett	14	43	3.1	20	0		R. Hillman	12	41	3.4	11	0					
J. Allen	9	30	3.3	8	0		C. Anderson	12	29	2.4	6	0					
Total	23	73	3.2	20	0		P. Manning	1	-1	-1.0	-1	0					
PASSING	ATT	CMP	YDS	SK/YD	TD	LG	IN	RT	PASSING	ATT	CMP	YDS	SK/YD	TD	LG	IN	RT
J. Flacco	32	18	117	2/17	0	22	2	38.2	P. Manning	40	24	175	4/25	0	18	1	59.9
Total	32	18	117	2/17	0	22	2	38.2	Total	40	24	175	4/25	0	18	1	59.9
RECEIVING	REC	YDS	AVG	LG	TD		RECEIVING	REC	YDS	AVG	LG	TD					
K. Juszczyk	4	17	4.3	9	0		E. Sanders	8	65	8.1	18	0					
J. Forsett	4	13	3.3	7	0		D. Thomas	7	60	8.6	11	0					
M. Brown	2	25	12.5	22	0		C. Anderson	4	19	4.8	8	0					
C. Gillmore	2	23	11.5	14	0		J. Norwood	2	25	12.5	15	0					
S. Smith	2	13	6.5	10	0		O. Daniels	2	5	2.5	9	0					
M. Williams	1	15	15.0	15	0		A. Caldwell	1	1	1.0	1	0					
M. Campanaro	1	8	8.0	8	0		Total	24	175	7.3	18	0					
J. Allen	1	4	4.0	4	0		INTERCEPTIONS	NO	YDS	AVG	LG	TD					
K. Aiken	1	-1	-1.0	-1	0		A. Talib	1	51	51.0	51	1					
Total	18	117	6.5	22	0		D. Stewart	1	0	0.0	0	0					
INTERCEPTIONS	NO	YDS	AVG	LG	TD		Total	2	51	25.5	51	1					
J. Smith	1	24	24.0	24	1		SACKS										
Total	1	24	24.0	24	1		C. Mosley 2-8; A. McClellan 1-9; C. Canty 1-8										
SACKS						TACKLES (TOP 3)											
C. Mosley 2-8; A. McClellan 1-9; C. Canty 1-8						J. Smith 8 (8 solo), B. Williams 7 (6 solo)											
TACKLES (TOP 3)						D. Smith 6 (2 solo)											
J. Smith 8 (8 solo), B. Williams 7 (6 solo)						TACKLES (TOP 3)											
D. Smith 6 (2 solo)						D. Trevathan 9 (6 solo), B. Marshall 7 (6 solo)											
TACKLES (TOP 3)						D. Stewart 4 (3 solo)											
D. Trevathan 9 (6 solo), B. Marshall 7 (6 solo)																	
D. Stewart 4 (3 solo)																	



GAME 2: RAIDERS 37, RAVENS 33

Baltimore (0-2) • Oakland (1-1)

Sunday, September 20, 2015 • 1:05 PM PT • O.co Coliseum • Oakland
Weather: 80°, Sunny, Wind WNW 8 mph • Attendance: 53,500 • Time: 3:25



A game-winning interception by S Will Hill III with 41 seconds left in the game appeared to secure a 33-30 come-from-behind win for the Ravens. But, a defensive holding call on Hill gave the Raiders a chance to win the contest, and they did when QB Derek Carr hit WR Seth Roberts with a 12-yard TD strike on the next play, securing a 37-33 victory. Carr, who threw for a career-high 351 yards with 3 scores, directed the Raiders on a 9-play, 80-yard drive in a minute and 44 seconds for the game-clincher. The Ravens had taken a 3-point lead on K Justin Tucker's 31-yard field goal with 2:10 remaining in the fourth quarter. QB Joe Flacco just missed connecting with WR Steve Smith Sr. in the end zone on the previous play. Flacco completed 32 of 45 passes for 384 yards, including a pair of TDs to TE Crockett Gillmore. The Raiders, who won their first game under new head coach Jack Del Rio, jumped to a 10-0 early lead when Carr found WR Amari Cooper for a 68-yard TD pass on the game's opening drive. WR Kamar Aiken then fumbled on the Ravens' first offensive play, setting up a 23-yard K Sebastian Janikowski FG. After a Tucker FG (22 yards) and the first Gillmore TD (26 yards), the Ravens earned a 10-10 tie at the end of the first quarter. Gillmore's second TD (9 yards) and another Tucker FG (21 yards) matched the Raiders' 10 second-quarter points (RB Latavius Murray's 1-yard TD and a Janikowski 46-yarder) to tie the game at 20 at the half. A Janikowski 48-yard FG and a Carr-to-WR Michael Crabtree TD (29 yards) gave Oakland a 30-20 lead entering the final quarter. Tucker's 37-yard FG and a RB Lorenzo Taliaferro 7-yard TD scamper tied the game with 7:03 remaining. The teams combined for 941 yards of offense, with the Ravens gaining 493 to the Raiders' 448. RB Justin Forsett rushed for 68 yards on 15 carries. Crabtree and Cooper caught 9 and 7 passes for 111 and 109 yards, respectively.

BALTIMORE RAVENS (Head Coach: John Harbaugh)

OFFENSE		DEFENSE	
WR 11	K. Aiken	DT 97	T. Jernigan
WR 89	S. Smith Sr.	NT 98	B. Williams
LT 74	J. Hurst	DE 99	C. Canty
LG 72	K. Osemele	OLB 58	E. Dumervil
C 53	J. Zuttah	ILB 57	C. Mosley
RG 73	M. Yanda	ILB 51	D. Smith
RT 71	R. Wagner	SAM 91	C. Upshaw
TE 80	C. Gillmore	LCB 21	L. Webb
TE 87	M. Williams	FS 23	K. Lewis
QB 5	J. Flacco	SS 33	W. Hill III
RB 29	J. Forsett	RCB 22	J. Smith

OAKLAND RAIDERS (Head Coach: Jack Del Rio)

OFFENSE		DEFENSE	
WR 15	M. Crabtree	DE 91	J. Tuck
LT 72	D. Penn	DT 90	D. Williams
LG 66	G. Jackson	NT 98	C. Wilson
C 61	R. Hudson	DE 52	K. Mack
RG 76	J. Webb	OLB 57	R. Armstrong
RT 77	A. Howard	MLB 50	C. Lofton
WR 89	A. Cooper	OLB 53	M. Smith
TE 86	L. Smith	CB 25	D. Hayden
QB 4	D. Carr	CB 38	T. Carrie
RB 28	L. Murray	S 24	C. Woodson
FB 45	M. Reece	S 27	T. Mays

GAME SUMMARY

	1	2	3	4	OT	TOTAL	FIELD GOALS (MADE) & MISSED	
BALTIMORE	10	10	0	13	-	33	J. Tucker (22, 21, 37, 31)	
OAKLAND	10	10	10	7	-	37	S. Janikowski (23, 46, 48)	
TEAM	QTR	TIME	PLAY DESCRIPTION (extra point)				DRIVE	SCORE
Raiders	1	12:49	A. Cooper 68 yd. pass from D. Carr (S. Janikowski kick)				6-80, 2:11	0-7
Raiders	1	11:44	S. Janikowski 23 yd. Field Goal				4-24, 0:58	0-10
Ravens	1	7:41	J. Tucker 22 yd. Field Goal				10-66, 4:03	3-10
Ravens	1	0:00	C. Gillmore 26 yd. pass from J. Flacco (J. Tucker kick)				6-80, 2:59	10-10
Raiders	2	12:52	L. Murray 1 yd. run (S. Janikowski kick)				5-80, 2:08	10-17
Ravens	2	7:44	C. Gillmore 9 yd. pass from J. Flacco (J. Tucker kick)				9-80, 5:08	17-17
Raiders	2	2:00	S. Janikowski 46 yd. Field Goal				10-52, 5:44	17-20
Ravens	2	0:00	J. Tucker 21 yd. Field Goal				10-77, 2:00	20-20
Raiders	3	8:44	S. Janikowski 48 yd. Field Goal				10-45, 4:10	20-23
Raiders	3	2:12	M. Crabtree 29 yd. pass from D. Carr (S. Janikowski kick)				9-84, 4:24	20-30
Ravens	4	13:37	J. Tucker 37 yd. Field Goal				10-61, 3:35	23-30
Ravens	4	7:03	L. Taliaferro 7 yd. run (J. Tucker kick)				11-93, 5:30	30-30
Ravens	4	2:10	J. Tucker 31 yd. Field Goal				8-24, 2:44	33-30
Raiders	4	0:26	S. Roberts 12 yd. pass from D. Carr (S. Janikowski kick)				9-80, 1:44	33-37

OFFICIALS – Referee: Peter Morelli (135), Umpire: Ruben Fowler (71), Head Linesman: Ed Camp (134), Line Judge: Sarah Thomas (53), Side Judge: Rob Vernatchi (75), Field Judge: Rick Patterson (15), Back Judge: Dale Shaw (104)

TEAM STATISTICS		RAVENS		RAIDERS		INDIVIDUAL STATISTICS									
First Downs	29 (7-17-5)	27 (4-17-6)	RAVENS												
Third Downs	4-11 (36%)	9-14 (64%)	RAIDERS												
Fourth Downs	2-2 (100%)	0-0 (0%)													
Total Net Yards	493	448													
Plays – Average	70-7.0	66-6.8													
Net Yds Rushing	109	97													
Rushes – Average	25-4.4	19-5.1													
Net Yards Passing	384	351													
Att. – Yds Lost – Gross Pass.	0-0-384	1-0-351													
Passes Att. – Comp. – INT	45-32-1	46-30-1													
Red Zone	2-6 (33%)	2-3 (67%)													
Goal-to-Go	0-2 (0%)	1-2 (50%)													
Punts – Avg.	2-46.0	2-59.0													
Penalties – Yards	10-109	16-106													
Fumbles – Lost	1-1	0-0													
Time of Possession	30:26	29:34													
				RUSHING					PASSING						
				ATT	YDS	AVG	LG	TD	ATT	YDS	AVG	LG	TD		
				J. Forsett	15	68	4.5	16	0	D. Carr	46	30	351	1/0 3 68 1100.9	
				L. Taliaferro	7	34	4.9	7	1	D. Carr	2	23	11.5	24 0	
				J. Allen	1	5	5.0	5	0	T. Jones	2	9	4.5	7 0	
				J. Flacco	2	2	1.0	2	0	Total	19	97	5.1	24 1	
				Total	25	109	4.4	16	1	Total	46	30	351	1/0 3 68 1100.9	
				RECEIVING					RECEIVING						
				REC	YDS	AVG	LG	TD	REC	YDS	AVG	LG	TD		
				S. Smith	10	150	15.0	37	0	M. Crabtree	9	111	12.3	37 1	
				K. Aiken	5	89	17.8	38	0	A. Cooper	7	109	15.6	68 1	
				C. Gillmore	5	88	17.6	38	2	A. Holmes	3	50	16.7	21 0	
				J. Forsett	4	12	3.0	7	0	L. Murray	3	22	7.3	12 0	
				L. Taliaferro	3	12	4.0	6	0	M. Rivera	3	15	5.0	7 0	
				M. Brown	2	12	6.0	7	0	M. Reece	1	16	16.0	16 0	
				K. Juszczyk	1	11	11.0	11	0	S. Roberts	1	12	12.0	12 0	
				M. Williams	1	8	8.0	8	0	L. Smith	1	6	6.0	6 0	
				J. Allen	1	2	2.0	2	0	T. Jones	1	6	6.0	6 0	
				Total	32	384	12.0	38	2	C. Walford	1	4	4.0	4 0	
				INTERCEPTIONS					INTERCEPTIONS						
				NO	YDS	AVG	LG	TD	NO	YDS	AVG	LG	TD		
				W. Hill III	1	25	25.0	25	0	N. Thorpe	1	-12	-12.0	-12 0	
				Total	1	25	25.0	25	0	Total	1	-12	-12.0	-12 0	
				SACKS					SACKS						
				J. Smith 1-0					None						
				TACKLES (TOP 3)					TACKLES (TOP 3)						
				C. Mosley 9 (8 solo), D. Smith 8 (7 solo), 3 tied at 5					C. Lofton 13 (7 solo), M. Smith 12 (7 solo), D. Hayden 6 (4 solo)						



GAME 3: BENGALS 28, RAVENS 24

Baltimore (0-3) • Cincinnati (3-0)

Sunday, September 27, 2015 • 1:02 PM ET • M&T Bank Stadium • Baltimore
Weather: 70°, Partly Cloudy, Wind ENE 12 mph • Attendance: 70,970 • Time: 3:27



The Ravens fell to 0-3 for the first time in franchise history when they dropped a dramatic 28-24 decision to the Bengals at M&T Bank Stadium in Baltimore's home opener. Cincinnati QB Andy Dalton was spectacular, completing 20 of 32 passes for 383 yards and 3 touchdowns, including 2 in the fourth quarter to WR A.J. Green. A Dalton-to-Green 7-yarder sealed the Bengals' victory with 2:10 left in the contest. Green grabbed 10 for 227, the third-most receiving yards ever against the Ravens. The final TD completed a wild fourth quarter, which featured 31 points scored. Baltimore trailed 14-7 after three quarters. A 21-yard K Justin Tucker field goal made it 14-10, and then the Ravens took their first lead of the game (17-14) when ILB C.J. Mosley scooped up a Dalton fumble and raced 41 yards for a TD. OLB Elvis Dumervil's sack and strip fumble started that sequence. The lead lasted until the next play from scrimmage when Dalton found the streaking Green for an 80-yard TD and a 21-17 lead. The Ravens roared right back, completing a 9-play, 79-yard drive that ended with QB Joe Flacco's 16-yard TD strike to WR Steve Smith Sr. with 3:56 remaining. That 24-21 advantage was short-lived, with Cincy's final TD drive coming on the next series. The Bengals took a 14-0 halftime lead on a Dalton 7-yard TD scramble and his 16-yard scoring throw to WR Marvin Jones. A third TD was lost when a 2-yard TD from Dalton to TE Tyler Eifert was reversed by the Replay Official at the two-minute warning. Another Cincinnati TD was stopped by a CB Jimmy Smith INT in the end zone to end the first series of the third quarter. The two teams combined for 856 yards. Smith Sr. caught 13 for 186 yards (first- and third-highest totals in Ravens history) with 2 TDs. Smith Sr.'s first score came on a 50-yarder in the third quarter on a fourth-and-5. There were 22 penalties called in the game, 13 against the Ravens.

CINCINNATI BENGALS (Head Coach: Marvin Lewis)

OFFENSE

WR	18	A. Green
LT	77	A. Whitworth
LG	65	C. Boling
C	61	R. Bodine
RG	68	K. Zeitler
RT	71	A. Smith
TE	85	T. Eifert
H-B	89	R. Hewitt
WR	82	M. Jones
QB	14	A. Dalton
HB	32	J. Hill

DEFENSE

LDE	96	C. Dunlap
NT	94	D. Peko
DT	97	G. Atkins
RDE	90	M. Johnson
SLB	50	A. Hawk
MLB	58	R. Mauluga
WLB	57	V. Rey
LCB	27	D. Kirkpatrick
RCB	24	A. Jones
SS	43	G. Iloka
FS	20	R. Nelson

BALTIMORE RAVENS (Head Coach: John Harbaugh)

OFFENSE

WR	11	K. Aiken
WR	89	S. Smith Sr.
LT	74	J. Hurst
LG	72	K. Osemele
C	53	J. Zuttah
RG	73	M. Yanda
RT	71	R. Wagner
TE	80	C. Gillmore
FB	44	K. Juszczyk
QB	5	J. Flacco
RB	29	J. Forsett

DEFENSE

DE	94	C. Davis
NT	98	B. Williams
DE	93	L. Guy
OLB	58	E. Dumervil
ILB	57	C. Mosley
ILB	51	D. Smith
SAM	91	C. Upshaw
LCB	21	L. Webb
FS	23	K. Lewis
SS	33	W. Hill III
RCB	22	J. Smith

GAME SUMMARY

	1	2	3	4	OT	TOTAL	FIELD GOALS (MADE) & MISSED
CINCINNATI	7	7	0	14	-	28	None
BALTIMORE	0	0	7	17	-	24	J. Tucker 50 WR (21)

TEAM	QTR	TIME	PLAY DESCRIPTION (extra point)	DRIVE	SCORE
Bengals	1	7:20	A. Dalton 7 yd. run (M. Nugent kick)	10-67, 5:25	7-0
Bengals	2	12:18	M. Jones 16 yd. pass from A. Dalton (M. Nugent kick)	3-30, 0:19	14-0
Ravens	3	6:23	S. Smith 50 yd. pass from J. Flacco (J. Tucker kick)	7-80, 4:20	14-7
Ravens	4	13:27	J. Tucker 21 yd. Field Goal	12-62, 5:58	14-10
Ravens	4	6:49	C. Mosley 41 yd. fumble return (J. Tucker kick)		14-17
Bengals	4	6:37	A. Green 80 yd. pass from A. Dalton (M. Nugent kick)	1-80, 0:12	21-17
Ravens	4	3:56	S. Smith 16 yd. pass from J. Flacco (J. Tucker kick)	9-79, 2:41	21-24
Bengals	4	2:10	A. Green 7 yd. pass from A. Dalton (M. Nugent kick)	6-80, 1:46	28-24

OFFICIALS – Referee: Walt Anderson (66), Umpire: Butch Hannah (40), Head Linesman: Steve Stelljes (22), Line Judge: Byron Boston (18), Side Judge: Laird Hayes (125), Field Judge: Eugene Hall (103), Back Judge: Todd Prukop (30)

TEAM STATISTICS

	BENGALS	RAVENS
First Downs	23 (6-13-4)	19 (4-13-2)
Third Downs	8-15 (53%)	7-16 (44%)
Fourth Downs	1-2 (50%)	2-3 (67%)
Total Net Yards	458	398
Plays – Average	65-7.0	67-5.9
Net Yds Rushing	86	36
Rushes – Average	31-2.8	18-2.0
Net Yards Passing	372	362
Att. – Yds Lost – Gross Pass.	2-11-383	0-0-362
Passes Att. – Comp. – INT	32-20-1	49-32-1
Red Zone	3-6 (50%)	1-2 (50%)
Goal-to-Go	2-2 (100%)	0-1 (0%)
Punts – Avg.	3-54.7	4-43.5
Penalties – Yards	9-67	13-116
Fumbles – Lost	1-1	1-0
Time of Possession	30:08	29:52

INDIVIDUAL STATISTICS

BENGALS										RAVENS															
RUSHING					ATT	YDS	AVG	LG	TD	RUSHING					ATT	YDS	AVG	LG	TD						
G. Bernard					13	49	3.8	7	0	J. Forsett					10	13	1.3	5	0						
J. Hill					12	21	1.8	6	0	J. Allen					3	12	4.0	9	0						
A. Dalton					5	10	2.0	7	1	M. Campanaro					1	8	8.0	8	0						
M. Sanu					1	6	6.0	6	0	A. Levine					1	3	3.0	3	0						
L. Taliaferro					3	0	0.0	1	0	L. Taliaferro					3	0	0.0	1	0						
Total					31	86	2.8	7	1	Total					18	36	2.0	9	0						
PASSING					ATT	CMP	YDS	SK/YD	TD	LG	IN	RT	PASSING					ATT	CMP	YDS	SK/YD	TD	LG	IN	RT
A. Dalton					32	20	383	2/11	3	80	1	122.3	J. Flacco					49	32	362	0/0	2	50	1	92.4
Total					32	20	383	2/11	3	80	1	122.3	Total					49	32	362	0/0	2	50	1	92.4
RECEIVING					REC	YDS	AVG	LG	TD	RECEIVING					REC	YDS	AVG	LG	TD						
A. Green					10	227	22.7	80	2	S. Smith					13	186	14.3	50	2						
M. Jones					5	94	18.8	32	1	J. Forsett					4	16	4.0	8	0						
G. Bernard					3	34	11.3	23	0	M. Williams					3	44	14.7	28	0						
M. Sanu					2	28	14.0	19	0	C. Gillmore					3	40	13.3	19	0						
T. Eifert					0	0	0.0	0	0	M. Brown					2	29	14.5	21	0						
										N. Boyle					2	19	9.5	13	0						
										K. Juszczyk					2	11	5.5	9	0						
										M. Campanaro					2	11	5.5	11	0						
										L. Taliaferro					1	6	6.0	6	0						
Total					20	383	19.2	80	3	Total					32	362	11.3	50	2						
INTERCEPTIONS					NO	YDS	AVG	LG	TD	INTERCEPTIONS					NO	YDS	AVG	LG	TD						
A. Jones					1	0	0.0	0	0	J. Smith					1	0	0.0	0	0						
Total					1	0	0.0	0	0	Total					1	0	0.0	0	0						
SACKS					None					SACKS					W. Hill III 1-8, E. Dumervil 1-3										
TACKLES (TOP 3)					V. Rey 8 (4 solo), A. Hawk 6 (5 solo), A. Jones 6 (4 solo)					TACKLES (TOP 3)					B. Williams 8 (4 solo), D. Smith 7 (2 solo), L. Guy 7 (2 solo)										



GAME 4: RAVENS 23, STEELERS 20 (OT)

Baltimore (1-3) · Pittsburgh (2-2)

Thursday, October 1, 2015 · 8:26 PM ET · Heinz Field · Pittsburgh

Weather: 63°, Cloudy, Wind ENE 8 mph · Attendance: 63,929 · Time: 3:23



In the swirling winds at Heinz Field, K Justin Tucker nailed a game-winning 52-yard FG to give the Ravens their first win of the season, stopping the host Steelers, 23-20, in overtime last Thursday. Baltimore rallied from a 13-point, 20-7 third-quarter deficit that included a 42-yard Tucker FG to tie the game at 20 with :03 seconds left in the contest. Pittsburgh K Josh Scobee missed 2 fourth-quarter FGs (49 and 41 yards) and was released after the game. Tucker was not the Ravens' only hero. Twice in the extra quarter, the Ravens' defense stopped the Steelers on fourth down, including prior to the game-winning drive, which started on the Baltimore 33-yard line. The Ravens ran the ball 6 of the final 7 plays, with RB Justin Forsett carrying the ball 5 of those. Forsett finished with 150 yards rushing on 27 carries (5.6 avg.). Scobee gave the Steelers an early 3-0 lead on a 45-yard FG. The Ravens answered with a 12-play, 75-yard, first-quarter drive that ended with WR Michael Campanaro's 9-yard touchdown on an end-around. Pittsburgh took control of the second quarter with 10 points for a 13-7 halftime lead. Scobee's 36-yarder and RB Le'Veon Bell's 11-yard TD scamper provided the points. The Steelers increased the lead to 20-7 on their first possession of the third quarter when QB Mike Vick, who was subbing for the injured Ben Roethlisberger, found WR Darrius Heyward-Bey in the back of the end zone for an 11-yard score. QB Joe Flacco brought the Ravens within 6 points (20-14), throwing a perfect 11-yard TD to WR Kamar Aiken. Tucker then scored the game's remaining points, including a 40-yarder to bring the Ravens within three, 20-17, with 10:14 left in regulation. Aiken caught 5 balls for 77 yards, including a clutch 11-yard grab on the game-winning series. Bell rushed 22 times for 129 yards, ending Baltimore's NFL-leading streak of stopping 100-yard rushers at 29 games. (Bell had 96 yards in regulation.)

BALTIMORE RAVENS (Head Coach: John Harbaugh)

OFFENSE

WR	14	M. Brown
WR	89	S. Smith Sr.
LT	74	J. Hurst
LG	72	K. Osemele
C	53	J. Zuttah
RG	73	M. Yanda
RT	71	R. Wagner
TE	87	M. Williams
TE	82	N. Boyle
QB	5	J. Flacco
RB	29	J. Forsett

DEFENSE

LCB	24	K. Arrington
DE	98	B. Williams
DE	94	C. Davis
OLB	58	E. Dumervil
ILB	57	C. Mosley
ILB	51	D. Smith
SAM	91	C. Upshaw
DB	21	L. Webb
FS	23	K. Lewis
SS	33	W. Hill III
RCB	22	J. Smith

PITTSBURGH STEELERS (Head Coach: Mike Tomlin)

OFFENSE

WR	84	A. Brown
LT	68	K. Beachum
LG	73	R. Foster
C	72	C. Wallace
RG	66	D. DeCastro
RT	77	M. Gilbert
TE	83	H. Miller
WR	11	M. Wheaton
QB	2	M. Vick
WR	88	D. Heyward-Bey
RB	26	L. Bell

DEFENSE

DE	97	C. Heyward
NT	90	S. McLendon
DE	91	S. Tuitt
LQB	55	A. Moats
LILB	51	S. Spence
RILB	94	L. Timmons
ROLB	95	J. Jones
LCB	22	W. Gay
FS	23	M. Mitchell
SS	20	W. Allen
RCB	41	A. Blake

GAME SUMMARY

	1	2	3	4	OT	TOTAL
BALTIMORE	7	0	7	6	3	23
PITTSBURGH	3	10	7	0	0	20

FIELD GOALS (MADE) & MISSED

J. Tucker (40, 42, 52)
J. Scobee (45, 36) 49WL 41 WL

TEAM	QTR	TIME	PLAY DESCRIPTION (extra point)	DRIVE	SCORE
Steelers	1	7:41	J. Scobee 45 yd. Field Goal	8-52, 4:59	0-3
Ravens	1	0:25	M. Campanaro 9 yd. run (J. Tucker kick)	12-75, 7:16	7-3
Steelers	2	1:37	L. Bell 11 yd. run (J. Scobee kick)	8-67, 3:09	7-10
Steelers	2	0:00	J. Scobee 36 yd. Field Goal	5-27, 0:39	7-13
Steelers	3	10:41	D. Heyward-Bey 9 yd. pass from M. Vick (J. Scobee kick)	6-26, 4:08	7-20
Ravens	3	7:27	K. Aiken 15 yd. pass from J. Flacco (J. Tucker kick)	6-80, 3:14	14-20
Ravens	4	10:14	J. Tucker 40 yd. Field Goal	12-38, 6:58	17-20
Ravens	4	0:03	J. Tucker 42 yd. Field Goal	7-45, 0:58	20-20
Ravens	5	5:08	J. Tucker 52 yd. Field Goal	8-32, 4:33	23-20

OFFICIALS – Referee: Clete Blakeman (34), Umpire: Jeff Rice (44), Head Linesman: Hugo Cruz (94), Line Judge: Carl Johnson (101), Side Judge: Joe Larrew (73), Field Judge: Terry Brown (43), Back Judge: Steve Patrick (17)

TEAM STATISTICS

	RAVENS	STEELERS
First Downs	21 (10-10-1)	17 (8-8-1)
Third Downs	6-17 (35%)	2-13 (15%)
Fourth Downs	1-4 (25%)	0-2 (0%)
Total Net Yards	356	263
Plays – Average	78-4.6	63-4.2
Net Yds Rushing	191	167
Rushes – Average	39-4.9	33-5.1
Net Yards Passing	165	96
Att. – Yds Lost – Gross Pass.	5-21-186	4-28-124
Passes Att. – Comp. – INT	34-21-1	26-19-0
Red Zone	2-2 (100%)	2-3 (67%)
Goal-to-Go	0-0 (0%)	0-0 (0%)
Punts – Avg.	4-51.0	6-39.8
Penalties – Yards	4-30	4-20
Fumbles – Lost	3-1	2-0
Time of Possession	37:43	32:09

INDIVIDUAL STATISTICS

RAVENS											STEELERS																			
RUSHING											RUSHING																			
	ATT	YDS	AVG	LG	TD		ATT	YDS	AVG	LG	TD		ATT	YDS	AVG	LG	TD													
J. Forsett	27	150	5.6	33	0	L. Bell	22	129	5.9	22	1	J. Flacco	33	20	189	5/21	1	20	1	73.9	M. Vick	26	19	124	4/28	1	18	0	95.7	
J. Allen	5	19	3.8	12	0	M. Vick	9	33	3.7	10	0	S. Koch	1	1	-3	0/0	0	-3	0	79.2	De. Williams	2	5	2.5	8	0				
L. Taliaferro	3	13	4.3	5	0	M. Williams	2	5	2.5	8	0	J. Flacco	3	0	0.0	0	0	0	0	0										
M. Campanaro	1	9	9.0	9	1	Total	39	191	4.9	33	1	Total	34	21	186	5/21	1	20	1	73.9	Total	26	19	124	4/28	1	18	0	95.7	
J. Flacco	3	0	0.0	0	0																									
Total	39	191	4.9	33	1																									
RECEIVING											RECEIVING																			
	REC	YDS	AVG	LG	TD		REC	YDS	AVG	LG	TD		REC	YDS	AVG	LG	TD													
K. Aiken	5	77	15.4	20	1	L. Bell	7	21	3.0	9	0	K. Aiken	5	77	15.4	20	1	L. Bell	7	21	3.0	9	0							
S. Smith	4	24	6.0	11	0	A. Brown	5	42	8.4	17	0	S. Smith	4	24	6.0	11	0	A. Brown	5	42	8.4	17	0							
N. Boyle	3	12	4.0	8	0	D. Heyward-Bey	4	31	7.8	12	1	N. Boyle	3	12	4.0	8	0	D. Heyward-Bey	4	31	7.8	12	1							
M. Williams	2	17	8.5	10	0	M. Wheaton	1	18	18.0	18	0	M. Williams	2	17	8.5	10	0	M. Wheaton	1	18	18.0	18	0							
M. Campanaro	2	16	8.0	9	0	S. Coates	1	11	11.0	11	0	M. Campanaro	2	16	8.0	9	0	S. Coates	1	11	11.0	11	0							
M. Brown	2	9	4.5	8	0	H. Miller	1	1	1.0	1	0	M. Brown	2	9	4.5	8	0	H. Miller	1	1	1.0	1	0							
D. Waller	1	17	17.0	17	0	Total	21	186	8.9	20	1	D. Waller	1	17	17.0	17	0	Total	19	124	6.5	18	1							
L. Taliaferro	1	11	11.0	11	0							L. Taliaferro	1	11	11.0	11	0													
K. Juszczyk	1	3	3.0	3	0							K. Juszczyk	1	3	3.0	3	0													
Total	21	186	8.9	20	1							Total	21	186	8.9	20	1													
INTERCEPTIONS											INTERCEPTIONS																			
	NO	YDS	AVG	LG	TD		NO	YDS	AVG	LG	TD		NO	YDS	AVG	LG	TD													
None	0	0	0	0	0	None	1	37	37.0	37	0	None	1	37	37.0	37	0													
Total	0	0	0	0	0	Total	1	37	37.0	37	0	Total	1	37	37.0	37	0													
SACKS											SACKS																			
Z. Smith 2-13, D. Smith 1-9, E. Dumervil 1-6											J. Harrison 1-10, S. Spence 1-6, S. Tuitt 1-5, C. Heyward 1-0, L. Timmons 1-0																			
TACKLES (TOP 3)											TACKLES (TOP 3)																			
D. Smith 13 (10 solo), E. Dumervil 6 (5 solo), C. Mosley 6 (3 solo)											L. Timmons 11 (10 solo), S. Tuitt 10 (10 solo), Three tied at 8																			



GAME 5: BROWNS 33, RAVENS 30 (OT)

Baltimore (1-4) • Cleveland (2-3)

Sunday, October 11, 2015 • 1:02 PM ET • M&T Bank Stadium • Baltimore
Weather: 65°, Sunny, Wind SSW 2 mph • Attendance: 71,046 • Time: 3:40



For the fourth time this season – all defeats – the Ravens lost a second-half lead, this time losing to the visiting Browns, 33-30, in overtime. It was the third time Baltimore dropped a game in 2015 after earning a fourth-quarter advantage. This was also the Ravens' second-consecutive overtime game, which followed a 23-20 win at Pittsburgh on Oct. 1. Cleveland K Travis Coons' 32-yard field goal at the 6:43 mark of OT gave the Browns the victory. Coons made all 4 FGs he attempted, but the star of the game was QB Josh McCown, who threw for a Browns' record 457 yards. He completed 36 of 51, including 8 for 139 to TE Gary Barnidge. Barnidge's unusual 18-yard TD catch, which he secured between his legs, gave the visitors a 22-21 edge in the fourth quarter. The Ravens opened the game with a 14-3 lead at the end of the first quarter after QB Joe Flacco (1-yard run) and FB Kyle Juszczyk (8-yard pass from Flacco) scored TDs. Three Coons FGs (43, 43 and 37) brought the Browns within 5 at the half (14-9). Flacco's second 1-yard TD gave the Ravens a 21-9 margin midway through the third quarter. McCown matched that TD with a 10-yard scoring scamper of his own to bring the Browns within 5 (21-16) entering the fourth stanza. After Barnidge's circus TD, the Ravens rebounded to grab a 27-22 lead on RB Justin Forsett's 1-yard TD with 5:56 left in the regulation. Cleveland roared right back, taking a 30-27 lead on McCown's 22-yard TD toss to RB Isaiah Crowell. (A McCown-to-WR Andrew Hawkins 2-point conversion provided the 3-point margin with 3:03 left.) K Justin Tucker's 23-yard FG tied the game at 30 at the end of the fourth. Baltimore won the toss and suffered a three-and-out before punting to the Browns. Cleveland's game-winning, 12-play FG drive ended the game. The Browns produced an impressive 505 yards in the contest. Forsett led all rushers with 121 yards (21 carries).

CLEVELAND BROWNS (Head Coach: Mike Pettine)

OFFENSE		DEFENSE	
WR	16 A. Hawkins	RE	94 R. Starks
LT	73 J. Thomas	NT	71 D. Shelton
LG	75 J. Bitonio	LE	92 D. Bryant
C	55 A. Mack	OLB	99 P. Kruger
RG	77 J. Greco	MIKE	56 K. Dansby
RT	72 M. Schwartz	WILL	58 C. Kirksey
TE	82 G. Barnidge	OLB	44 N. Orchard
TE	81 J. Dray	LCB	23 J. Haden
WR	11 T. Benjamin	RCB	22 T. Williams
QB	13 J. McCown	DB	36 K. Williams
RB	29 D. Johnson	SS	31 D. Whitner

BALTIMORE RAVENS (Head Coach: John Harbaugh)

OFFENSE		DEFENSE	
WR	11 K. Aiken	DT	94 C. Davis
WR	14 M. Brown	NT	98 B. Williams
LT	60 E. Monroe	DE	93 L. Guy
LG	72 K. Osemele	OLB	58 E. Dumervil
C	53 J. Zuttah	ILB	57 C. Mosley
RG	73 M. Yanda	ILB	51 C. Smith
RT	71 R. Wagner	SAM	91 D. Upshaw
TE	87 M. Williams	LCB	21 L. Webb
WR	12 D. Waller	FS	23 K. Lewis
QB	5 J. Flacco	SS	33 W. Hill III
RB	29 J. Forsett	RCB	22 J. Smith

GAME SUMMARY

	1	2	3	4	OT	TOTAL	FIELD GOALS (MADE) & MISSED
CLEVELAND	3	6	7	14	3	33	T. Coons (43, 43, 37, 32)
BALTIMORE	14	0	7	9	0	30	J. Tucker 51 WL (23)

TEAM	QTR	TIME	PLAY DESCRIPTION (extra point)	DRIVE	SCORE
Ravens	1	8:30	J. Flacco 1 yd. run (J. Tucker kick)	8-61, 3:14	0-7
Browns	1	3:11	T. Coons 43 yd. Field Goal	10-55, 5:19	3-7
Ravens	1	0:16	K. Juszczyk 8 yd. pass from J. Flacco (J. Tucker kick)	6-73, 2:55	3-14
Browns	2	4:05	T. Coons 43 yd. Field Goal	6-36, 2:42	6-14
Browns	2	0:00	T. Coons 37 yd. Field Goal	7-40, 1:03	9-14
Ravens	3	7:47	J. Flacco 1 yd. run (J. Tucker kick)	9-90, 4:26	9-21
Browns	3	1:06	J. McCown 10 yd. run (T. Coons kick)	13-75, 6:41	16-21
Browns	4	12:23	G. Barnidge 18 yd. pass from J. McCown (pass failed)	4-79, 1:42	22-21
Ravens	4	5:56	J. Forsett 1 yd. run (pass failed)	7-43, 2:50	22-27
Browns	4	3:03	I. Crowell 22 yd. pass from J. McCown (J. McCown-A. Hawkins pass)	6-80, 2:53	30-27
Ravens	4	0:25	J. Tucker 23 yd. Field Goal	11-75, 2:38	30-30
Browns	5	6:43	T. Coons 32 yd. Field Goal	12-51, 7:11	33-30

OFFICIALS – Referee: Jeff Triplette (42), Umpire: Shawn Smith (14), Head Linesman: Tony Veteri (36), Line Judge: Jeff Bergman (32), Side Judge: Alex Kemp (55), Field Judge: Dyrol Pringle (109), Back Judge: Steve Freeman (133)

TEAM STATISTICS		BROWNS	RAVENS	INDIVIDUAL STATISTICS																	
First Downs		25 (4-18-3)	22 (10-9-3)	BROWNS																	
Third Downs		12-19 (63%)	5-14 (36%)	RUSHING																	
Fourth Downs		0-0 (0%)	0-0 (0%)	I. Crowell	13	49	3.8	18	0	J. Forsett	21	121	5.8	22	1						
Total Net Yards		505	377	D. Johnson	9	22	2.4	6	0	J. Allen	8	58	7.3	44	0						
Plays – Average		80-6.3	67-5.6	J. McCown	3	12	4.0	10	1	J. Flacco	2	2	1.0	1	2						
Net Yds Rushing		83	181	Total	25	83	3.3	18	1	Total	31	181	5.8	44	3						
Rushes – Average		25-3.3	31-5.8	PASSING					RAVENS												
Net Yards Passing		422	196	J. McCown	51	36	457	4/35	2	56	0	111.3	J. Flacco	35	19	210	1/14	1	48	0	81.8
Att. – Yds Lost – Gross Pass.		4-35-457	1-14-210	Total	51	36	457	4/35	2	56	0	111.3	Total	35	19	210	1/14	1	48	0	81.8
Passes Att. – Comp. – INT		51-36-0	35-19-0	RECEIVING					RECEIVING												
Red Zone		2-5 (40%)	4-5 (80%)	G. Barnidge	8	139	17.4	35	1	K. Aiken	4	78	19.5	48	0						
Goal-to-Go		1-1 (100%)	4-5 (80%)	A. Hawkins	7	49	7.0	22	0	J. Forsett	4	49	12.3	32	0						
Punts – Avg.		5-43.4	6-49.5	T. Benjamin	6	83	13.8	25	0	K. Juszczyk	3	31	10.3	15	1						
Penalties – Yards		9-74	12-98	D. Johnson	6	55	9.2	27	0	N. Boyle	3	27	9.0	11	0						
Fumbles – Lost		0-0	0-0	T. Gabriel	4	75	18.8	56	0	J. Ross	2	24	12.0	18	0						
Time of Possession		39:16	29:01	I. Crowell	2	38	19.0	22	1	D. Waller	1	1	1.0	1	0						
				J. Dray	1	7	7.0	7	0	M. Brown	1	0	0.0	0	0						
				R. Housler	1	6	6.0	6	0	M. Williams	1	0	0.0	0	0						
				B. Hartline	1	5	5.0	5	0	Total	19	210	11.1	48	1						
				Total	36	457	12.7	56	2	Total	0	0	0.0	0	0						
				INTERCEPTIONS					INTERCEPTIONS												
				None	0	0	0.0	0	0	None	0	0	0.0	0	0						
				Total	0	0	0.0	0	0	Total	0	0	0.0	0	0						
				SACKS					SACKS												
				A. Bryant 1-14						L. Guy 2-15, T. Jernigan 1-11, B. Williams 1-9											
				TACKLES (TOP 3)					TACKLES (TOP 3)												
				K. Dansby 10 (3 solo), D. Whitner 9 (5 solo), J. Poyer 8 (5 solo)						D. Smith 12 (7 solo), J. Smith 9 (8 solo), W. Hill III 8 (7 solo)											



GAME 6: 49ERS 25, RAVENS 20

Baltimore (1-5) • San Francisco (2-4)

Sunday, October 18, 2015 • 1:25 PM PT • Levi's Stadium • Santa Clara, CA

Weather: 69°, Partly Sunny, Wind N 7 mph • Attendance: 70,799 • Time: 3:01



In a game that featured the two Super Bowl teams from 32 months ago (Feb., 2013) that are currently fighting to turn around dismal 2015 starts, the 49ers beat the Ravens, 25-20. San Francisco broke a four-game losing streak, while Baltimore lost its second in a row and fourth in five games. Former Ravens WRs Anquan Boldin and Torrey Smith, two standouts from the 2012 SB winner, were instrumental in handing their former team the defeat. Smith's 76-yard catch and TD run from QB Colin Kaepernick gave the 49ers a 13-3, second-quarter lead. K Phil Dawson's 2 first-quarter field goals (53 and 31 yards) earned SF a 6-0 advantage. K Justin Tucker's 22-yard FG made the score 6-3. A third Dawson FG (26 yards) and Tucker's second (36) gave the 49ers a 16-6 halftime lead. Dawson started the second half scoring with a 42-yarder before QB Joe Flacco rifled a TD throw to WR Steve Smith Sr. to make the score, 19-13 entering the final period. Early in the fourth, Tucker, one of the most accurate kickers in NFL history, lined up for a 45-yard FG. Tucker's plant foot slipped on a loose piece of turf, and his kick hit the right post. Three plays later, Kaepernick hit a diving Boldin for a 51-yard completion to the Ravens' 25-yard line. Kaepernick then found a wide open WR Quinton Patton in the end zone for a 21-yard TD. Former 49er CB Shareece Wright, who had signed with the Ravens earlier in the week, fell down on the coverage. Trailing 25-13, Baltimore fought back, scoring on the next series when Flacco hit WR Kamar Aiken with a 2-yard TD dart. After forcing a San Francisco punt, Flacco and his teammates had one chance to win the game, but his last throw from the 49ers' 35 to Smith Sr. in the end zone fell incomplete as the game ended. Flacco completed 33 of 53 passes for 343 yards, including 7 for a game-high 137 to Smith Sr., who had missed the previous contest with a back injury.

BALTIMORE RAVENS (Head Coach: John Harbaugh)

OFFENSE

WR	11	K. Aiken
WR	89	S. Smith Sr.
LT	60	E. Monroe
LG	72	K. Osemele
C	53	J. Zuttah
RG	73	M. Yanda
RT	71	R. Wagner
TE	80	C. Gillmore
FB	44	K. Juszczyk
QB	5	J. Flacco
RB	29	J. Forsett

DEFENSE

DT	97	T. Jernigan
NT	98	B. Williams
DE	93	L. Guy
OLB	58	E. Dumervil
ILB	57	C. Mosley
ILB	51	D. Smith
SAM	91	C. Upshaw
LCB	24	K. Arrington
FS	23	K. Lewis
SS	33	W. Hill III
RCB	22	J. Smith

SAN FRANCISCO 49ERS (Head Coach: Jim Tomsula)

OFFENSE

WR	81	A. Boldin
LT	74	J. Staley
LG	75	A. Boone
C	66	M. Martin
RG	65	J. Devey
RT	71	E. Pears
TE	88	G. Celek
WR	82	T. Smith
QB	7	C. Kaepernick
RB	28	C. Hyde
FB	49	B. Miller

DEFENSE

LDT	90	G. Dorsey
NT	93	I. Williams
RDT	92	Q. Dial
OLB	55	A. Brooks
ILB	53	N. Bowman
ILB	57	M. Wilhoite
OLB	59	A. Lynch
LCB	26	T. Brock
RCB	20	K. Acker
SS	41	A. Bethea
FS	35	E. Reid

GAME SUMMARY

	1	2	3	4	OT	TOTAL
BALTIMORE	0	6	7	7	-	20
SAN FRANCISCO	6	10	3	6	-	25

FIELD GOALS (MADE) & MISSED

J. Tucker (22, 36) 45RU
P. Dawson (53, 31, 26, 42)

TEAM	QTR	TIME	PLAY DESCRIPTION (extra point)	DRIVE	SCORE
49ers	1	7:00	P. Dawson 53 yd. Field Goal	5-32, 1:37	0-3
49ers	1	1:56	P. Dawson 31 yd. Field Goal	8-74, 3:30	0-6
Ravens	2	13:16	J. Tucker 22 yd. Field Goal	9-57, 3:40	3-6
49ers	2	12:27	T. Smith 76 yd. pass from C. Kaepernick (P. Dawson kick)	2-80, 0:49	3-13
49ers	2	8:04	P. Dawson 26 yd. Field Goal	7-21, 3:31	3-16
Ravens	2	4:14	J. Tucker 36 yd. Field Goal	9-62, 3:50	6-16
49ers	3	7:34	P. Dawson 42 yd. Field Goal	7-14, 3:02	6-19
Ravens	3	2:29	S. Smith 34 yd. pass from J. Flacco (J. Tucker kick)	9-80, 5:05	13-19
49ers	4	10:52	Q. Patton 21 yd. pass from C. Kaepernick (pass failed)	5-65, 2:45	13-25
Ravens	4	5:14	K. Aiken 2 yd. pass from J. Flacco (J. Tucker kick)	14-80, 5:38	20-25

OFFICIALS – Referee: John Parry (132), Umpire: Mark Pellis (131), Head Linesman: Greg Bradley (98), Line Judge: Mark Perلمان (9), Side Judge: Greg Gautreaux (80), Field Judge: Jabir Walker (26), Back Judge: Perry Paganelli (46)

TEAM STATISTICS

	RAVENS	49ERS
First Downs	25 (9-16-0)	15 (2-11-2)
Third Downs	4-13 (31%)	5-13 (38%)
Fourth Downs	1-1 (100%)	0-0 (0%)
Total Net Yards	420	391
Plays – Average	75-5.6	55-7.1
Net Yds Rushing	77	65
Rushes – Average	22-3.5	25-2.6
Net Yards Passing	343	326
Att. – Yds Lost – Gross Pass.	0-0-343	3-14-340
Passes Att. – Comp. – INT	53-33-2	27-16-0
Red Zone	1-3 (33%)	0-3 (0%)
Goal-to-Go	1-2 (50%)	0-0 (0%)
Punts – Avg.	3-53.0	4-38.0
Penalties – Yards	3-15	4-25
Fumbles – Lost	0-0	1-0
Time of Possession	33:07	26:53

INDIVIDUAL STATISTICS

RAVENS						49ERS											
RUSHING	ATT	YDS	AVG	LG	TD	RUSHING	ATT	YDS	AVG	LG	TD						
J. Forsett	17	62	3.6	22	0	C. Hyde	21	55	2.6	14	0						
J. Allen	4	13	3.3	8	0	C. Kaepernick	3	10	3.3	7	0						
J. Ross	1	2	2.0	2	0	M. Davis	1	0	0.0	0	0						
Total	22	77	3.5	22	0	Total	25	65	2.6	14	0						
PASSING	ATT	CMP	YDS	SK/YD	TD	LG	IN	RT	PASSING	ATT	CMP	YDS	SK/YD	TD	LG	IN	RT
J. Flacco	53	33	343	0/0	2	34	2	77.8	C. Kaepernick	27	16	340	3/14	2	76	0	128.2
Total	53	33	343	0/0	2	34	2	77.8	Total	27	16	340	3/14	2	76	0	128.2
RECEIVING	REC	YDS	AVG	LG	TD	RECEIVING	REC	YDS	AVG	LG	TD						
S. Smith Sr.	7	137	19.6	34	1	A. Boldin	5	102	20.4	51	0						
J. Forsett	7	39	5.6	11	0	T. Smith	3	96	32.0	76	1						
M. Williams	4	24	6.0	11	0	B. Miller	3	89	29.7	52	0						
J. Ross	3	34	11.3	18	0	Q. Patton	2	38	19.0	21	1						
C. Gillmore	3	30	10.0	19	0	C. Hyde	2	5	2.5	4	0						
K. Aiken	3	22	7.3	12	1	V. McDonald	1	10	10.0	10	0						
K. Juszczyk	2	22	11.0	17	0	Total	16	340	21.3	76	2						
C. Givens	2	18	9.0	11	0	INTERCEPTIONS	NO	YDS	AVG	LG	TD						
M. Brown	1	9	9.0	9	0	None	1	45	45.0	45	0						
J. Allen	1	8	8.0	8	0	K. Acker	1	0	0.0	0	0						
Total	33	343	10.4	34	2	Total	2	45	22.5	45	0						
SACKS	NO	YDS	AVG	LG	TD	SACKS	NO	YDS	AVG	LG	TD						
None	0	0	0	0	0	None	0	0	0	0	0						
TACKLES (TOP 3)	NO	YDS	AVG	LG	TD	TACKLES (TOP 3)	NO	YDS	AVG	LG	TD						
D. Smith 1-6.5, L. Guy 1-1, E. Dumervil .5-4, T. Jernigan .5-2.5	0	0	0	0	0	D. Smith 9 (7 solo), C. Mosley 6 (6 solo), Three tied at 5	0	0	0	0	0						
TACKLES (TOP 3)	NO	YDS	AVG	LG	TD	TACKLES (TOP 3)	NO	YDS	AVG	LG	TD						
None	0	0	0	0	0	N. Bowman 15 (13 solo), M. Wilhoite 13 (11 solo), Four tied at 5	0	0	0	0	0						



GAME 7: CARDINALS 26, RAVENS 18

Baltimore (1-6) • Arizona (5-2)

Monday, October 26, 2015 • 5:30 PM MT • University of Phoenix Stadium • Glendale

Weather: Indoors • Attendance: 64,722 • Time: 3:02



For the sixth time in six defeats in this most frustrating of seasons, Baltimore had the opportunity to tie the game or take a lead in the final two minutes of play. QB Joe Flacco directed the Ravens to the Cardinals' 4-yard line with 13 seconds left in the game, only to see his final pass to TE Crockett Gillmore intercepted by S Tony Jefferson. Arizona scored the deciding TD when QB Carson Palmer hit WR John Brown with a 4-yard strike to make the score 26-10 with 8:08 remaining in the game. When K Chandler Catanzaro missed the extra point, the Ravens had the opportunity to get back into the contest. After Arizona forced a three-and-out by Baltimore, Cards P Drew Butler had his kick blocked by CB Asa Jackson. RB Raheem Mostert recovered at the 4 and advanced to the 1-yard line. On the next play, Flacco found FB Kyle Juszczyk in the end zone. TE Nick Boyle caught the 2-point conversion to bring the Ravens within 8 with 4:31 left. After forcing a punt, the Ravens had the ball on their 24 with 1:53 on the clock. Completing 4 passes, including a 31-yarder to WR Chris Givens and a 23-yarder to Gillmore, Flacco had the Ravens on the Cards' 4 before throwing the INT. The Ravens took a 3-0 lead in the first quarter on K Justin Tucker's 44-yard FG. Arizona responded quickly on the next possession, taking a 7-3 advantage when RB Chris Johnson scampered 26 yards to the end zone. A 14-yard RB Justin Forsett run gave the Ravens a 10-7 advantage with 3:54 left in the half. After forcing a three-and-out, WR/RS Jeremy Ross fumbled the punt, giving the Cardinals the ball on the Ravens' 29. Palmer soon found WR Michael Floyd for a 3-yard score and a 14-10 halftime lead. A pair of Catanzaro FGs (both 21 yards) had Arizona with a 20-10 lead entering the final quarter. Arizona's second FG came after a 62-yard Johnson run to the Ravens' 8. On that play, Johnson's forward progress appeared to be stopped, but officials allowed the play to continue. Palmer completed 20 of 29 for 275 yards.

BALTIMORE RAVENS (Head Coach: John Harbaugh)

OFFENSE		DEFENSE	
WR 11 K. Aiken	DB 21 L. Webb	WR 89 S. Smith Sr.	NT 98 B. Williams
LT 60 E. Monroe	DE 99 C. Canty	LG 72 K. Osemele	OLB 58 E. Dumervil
C 53 J. Zuttah	ILB 57 C. Mosley	RG 73 M. Yanda	ILB 51 D. Smith
RT 71 R. Wagner	SAM 91 C. Upshaw	TE 80 C. Gillmore	LCB 35 S. Wright
FB 44 K. Juszczyk	FS 28 B. Trawick	QB 5 J. Flacco	SS 33 W. Hill III
RB 29 J. Forsett	RCB 22 J. Smith		

ARIZONA CARDINALS (Head Coach: Bruce Arians)

OFFENSE		DEFENSE	
WR 11 L. Fitzgerald	DT 93 C. Campbell	LT 68 J. Veldheer	NT 95 R. Gunter
LG 76 M. Iupati	DT 92 F. Rucker	C 63 L. Sendlein	SAM 56 L. Woodley
RG 61 J. Cooper	\$LB 20 D. Bucannon	RT 70 B. Massie	ILB 51 K. Minter
FB 53 A. Shipley	WILL 44 M. Golden	WR 15 M. Floyd	LCB 21 P. Peterson
QB 3 C. Palmer	RCB 25 J. Powers	RB 23 C. Johnson	SS 26 R. Johnson
TE 84 J. Gresham	FS 32 T. Mathieu		

GAME SUMMARY

	1	2	3	4	OT	TOTAL	FIELD GOALS (MADE) & MISSED
BALTIMORE	3	7	0	8	-	18	J. Tucker (44)
ARIZONA	7	7	6	6	-	26	C. Catanzaro 55WR (21, 21)

TEAM	QTR	TIME	PLAY DESCRIPTION (extra point)	DRIVE	SCORE
Ravens	1	5:25	J. Tucker 44 yd. Field Goal	8-29, 5:27	3-0
Cardinals	1	3:59	C. Johnson 26 yd. run (C. Catanzaro kick)	3-80, 1:26	3-7
Ravens	2	3:54	J. Forsett 14 yd. run (J. Tucker kick)	8-84, 4:45	10-7
Cardinals	2	1:01	M. Floyd 3 yd. pass from C. Palmer (C. Catanzaro kick)	5-12, 1:47	10-14
Cardinals	3	9:47	C. Catanzaro 21 yd. Field Goal	7-46, 3:07	10-17
Cardinals	3	2:27	C. Catanzaro 21 yd. Field Goal	8-84, 3:58	10-20
Cardinals	4	8:08	JO. Brown 4 yd. pass from C. Palmer (kick failed, HRU)	11-79, 6:08	10-26
Ravens	4	4:26	K. Juszczyk 1 yd. pass from J. Flacco (J. Flacco-N. Boyle pass)	1-1, 0:05	18-26

OFFICIALS—Referee: Ronald Torbert (62), Umpire: Carl Paganelli (124), Head Linesman: Jim Howey (37), Line Judge: Mark Steinkerchner (84), Side Judge: Scott Edwards (3), Field Judge: Aaron Santi (50), Back Judge: Greg Yette (38)

TEAM STATISTICS

	RAVENS	CARDINALS
First Downs	18 (3-14-1)	21 (5-14-2)
Third Downs	5-13 (38%)	5-12 (42%)
Fourth Downs	1-1 (100%)	0-0 (0%)
Total Net Yards	276	414
Plays – Average	59-4.7	59-7.0
Net Yds Rushing	55	150
Rushes – Average	16-3.4	28-5.4
Net Yards Passing	221	264
Att. – Yds Lost – Gross Pass.	3-31-252	2-11-275
Passes Att. – Comp. – INT	40-26-1	29-20-0
Red Zone	2-4 (50%)	2-4 (50%)
Goal-to-Go	1-2 (50%)	2-4 (50%)
Punts – Avg.	6-45.3	4-36.0
Penalties – Yards	9-64	4-40
Fumbles – Lost	1-1	2-0
Time of Possession	30:24	29:36

INDIVIDUAL STATISTICS

RAVENS											CARDINALS																
RUSHING						ATT	YDS	AVG	LG	TD	RUSHING						ATT	YDS	AVG	LG	TD						
J. Forsett						12	36	3.0	14	1	C. Johnson						18	122	6.8	62	1						
J. Allen						3	25	8.3	15	0	A. Ellington						5	21	4.2	6	0						
C. Givens						1	-6	-6.0	-6	0	D. Johnson						3	5	1.7	6	0						
											C. Palmer						2	2	1.0	3	0						
Total						16	55	3.4	15	1	Total						28	150	5.4	62	1						
PASSING						ATT	CMP	YDS	SK/YD	TD	LG	IN	RT	PASSING						ATT	CMP	YDS	SK/YD	TD	LG	IN	RT
J. Flacco						40	26	252	3/31	1	31	1	80.4	C. Palmer						29	20	275	2/11	2	35	0	122.1
Total						40	26	252	3/31	1	31	1	80.4	Total						29	20	275	2/11	2	35	0	122.1
RECEIVING						REC	YDS	AVG	LG	TD	RECEIVING						REC	YDS	AVG	LG	TD						
S. Smith Sr.						5	78	15.6	29	0	JO. Brown						4	65	16.3	35	1						
C. Gillmore						5	53	10.6	23	0	J. Gresham						4	62	15.5	21	0						
K. Juszczyk						4	15	3.8	11	1	M. Floyd						3	59	19.7	33	1						
M. Brown						3	22	7.3	10	0	L. Fitzgerald						3	39	13.0	16	0						
J. Forsett						3	8	2.7	4	0	A. Ellington						3	28	9.3	11	0						
N. Boyle						2	20	10.0	11	0	D. Johnson						2	19	9.5	11	0						
C. Givens						1	31	31.0	31	0	JA. Brown						1	3	3.0	3	0						
J. Allen						1	10	10.0	10	0	Total						20	275	13.8	35	2						
J. Ross						1	9	9.0	9	0	INTERCEPTIONS						NO	YDS	AVG	LG	TD						
K. Aiken						1	6	6.0	6	0	T. Jefferson						1	0	0.0	0	0						
Total						26	252	9.7	31	1	Total						1	0	0.0	0	0						
SACKS						SACKS						SACKS						SACKS									
Z. Orr 1-8, C. Mosley 1-3						D. Freaney 1-11, F. Rucker 1-11, T. Mathieu 1-9																					
TACKLES (TOP 3)						TACKLES (TOP 3)						TACKLES (TOP 3)						TACKLES (TOP 3)									
D. Smith 8 (8 solo), C. Canty 6 (4 solo), W. Hill III 5 (5 solo)						D. Bucannon 9 (7 solo), T. Mathieu 7 (7 solo), R. Johnson 7 (7 solo)																					



GAME 8: RAVENS 29, CHARGERS 26

Baltimore (2-6) · San Diego (2-6)

Sunday, November 1, 2015 · 1:02 PM ET · M&T Bank Stadium · Baltimore

Weather: 63°, Mostly Cloudy, Wind WSW 10 mph · Attendance: 70,829 · Time: 3:11



Typical of every game the Ravens played in the first half of the season, Baltimore's 29-26 victory over the Chargers came down to the final minutes of the contest. In fact, the win at M&T Bank Stadium was decided when K Justin Tucker nailed a 39-yard field goal as time expired. It was Tucker's fifth field goal of the day and his second game-winner of the season. QB Joe Flacco threw for 319 yards, completing 25 of 37 passes, and ran 1 yard for the important touchdown that gave his team a 26-23 lead with 4:34 remaining in the fourth quarter. Chargers QB Philip Rivers, who threw 3 TD passes during his 28-of-37, 301-yard performance, brought San Diego right back. Rivers directed the Chargers to the Ravens' 31, where K Josh Lambo made a 49-yard FG to tie the game at 26 with 2:27 left. Flacco and the Ravens needed 9 plays to reach the San Diego 21-yard line, and then Tucker hit the game-winner. The Chargers earned a 16-13 halftime lead on a pair of Rivers' TD throws (9 yards to WR Malcom Floyd and 13 yards to WR Keenan Allen) and a 42-yard Lambo field goal. Baltimore's points came on a 3-yard Flacco-to-TE Crockett Gillmore TD toss and 2 Tucker FGs (48 and 29 yards). After another 48-yard Tucker FG to tie the game at 16 in the third quarter, Rivers found a wide-open Floyd for a 70-yard scoring play, giving the Chargers a 23-16 lead. The Ravens lost leading WR Steve Smith Sr. for the season with an Achilles tear in the third quarter. Smith Sr. left the game with 5 catches for 82 yards, but did move into 10th on the NFL's all-time receiving chart (13,932), passing Hall of Famer Cris Carter (13,899) on the prestigious list. The game marked the Ravens' 100th victory at M&T Bank Stadium, a venue that first opened in 1998.

SAN DIEGO CHARGERS (Head Coach: Mike McCoy)

OFFENSE

WR	13	K. Allen
LT	77	K. Dunlap
LG	75	C. Hairston
C	60	T. Robinson
RG	76	D. Fluker
RT	72	J. Barksdale
TE	89	L. Green
WR	11	S. Johnson
WR	80	M. Floyd
QB	17	P. Rivers
RB	28	M. Gordon

DEFENSE

DE	91	K. Reyes
NT	92	R. Carrethers
DT	94	C. Liuget
OLB	54	M. Ingram
ILB	53	K. Conner
ILB	56	D. Butler
OLB	51	K. Emanuel
LCB	24	B. Flowers
SS	37	J. Addae
FS	27	J. Wilson
RCB	22	J. Verrett

BALTIMORE RAVENS (Head Coach: John Harbaugh)

OFFENSE

WR	11	K. Aiken
WR	14	M. Brown
LT	74	J. Hurst
LG	72	K. Osemele
C	53	J. Zuttah
RG	73	M. Yanda
RT	71	R. Wagner
TE	80	C. Gillmore
FB	44	K. Juszczyk
QB	5	J. Flacco
RB	29	J. Forsett

DEFENSE

DE	99	C. Canty
NT	98	B. Williams
OLB	58	E. Dumervil
ILB	57	C. Mosley
ILB	51	D. Smith
SAM	91	C. Upshaw
LCB	35	S. Wright
DB	21	L. Webb
FS	23	K. Lewis
SS	33	W. Hill III
RCB	22	J. Smith

GAME SUMMARY

	1	2	3	4	OT	TOTAL	FIELD GOALS (MADE) & MISSED	
SAN DIEGO	3	13	7	3	-	26	J. Lambo (42, 49)	
BALTIMORE	6	7	6	10	-	29	J. Tucker (48, 29, 48, 45, 39)	
TEAM	QTR	TIME	PLAY DESCRIPTION (extra point)				DRIVE	SCORE
Ravens	1	9:54	J. Tucker 48 yd. Field Goal				8-31, 3:15	0-3
Chargers	1	5:44	J. Lambo 42 yd. Field Goal				9-56, 4:10	3-3
Ravens	1	2:36	J. Tucker 29 yd. Field Goal				8-70, 3:08	3-6
Chargers	2	10:16	M. Floyd 9 yd. pass from P. Rivers (J. Lambo kick)				13-80, 7:20	10-6
Ravens	2	4:54	C. Gillmore 3 yd. pass from J. Flacco (J. Tucker kick)				11-80, 5:22	10-13
Chargers	2	0:09	K. Allen 13 yd. pass from P. Rivers (kick blocked)				14-80, 4:45	16-13
Ravens	3	11:11	J. Tucker 48 yd. Field Goal				6-45, 3:49	16-16
Chargers	3	2:54	M. Floyd 70 yd. pass from P. Rivers (J. Lambo kick)				3-70, 0:24	23-16
Ravens	3	0:00	J. Tucker 45 yd. Field Goal				10-53, 2:54	23-19
Ravens	4	4:34	J. Flacco 1 yd. run (J. Tucker kick)				6-38, 2:56	23-26
Chargers	4	2:27	J. Lambo 49 yd. Field Goal				8-49, 2:07	26-26
Ravens	4	0:00	J. Tucker 39 yd. Field Goal				9-59, 2:27	26-29

OFFICIALS - Referee: Gene Steratore (114), Umpire: Barry Anderson (20), Head Linesman: Ed Walker (123), Line Judge: Dana McKenzie (8), Side Judge: Bob Waggoner (25), Field Judge: Mike Weatherford (116), Back Judge: Dino Paganelli (105)

TEAM STATISTICS

	CHARGERS	RAVENS
First Downs	22 (4-15-3)	23 (6-14-3)
Third Downs	7-13 (54%)	5-12 (42%)
Fourth Downs	0-0 (0%)	1-1 (100%)
Total Net Yards	371	365
Plays - Average	64-5.8	65-5.6
Net Yds Rushing	81	72
Rushes - Average	26-3.1	25-2.9
Net Yards Passing	290	293
Att. - Yds Lost - Gross Pass.	1-11-301	3-26-319
Passes Att. - Comp. - INT	37-28-0	37-25-0
Red Zone	2-2 (100%)	2-4 (50%)
Goal-to-Go	1-1 (100%)	2-2 (100%)
Punts - Avg.	4-44.3	2-61.0
Penalties - Yards	6-66	5-46
Fumbles - Lost	1-0	1-0
Time of Possession	30:06	29:54

INDIVIDUAL STATISTICS

CHARGERS						RAVENS											
RUSHING	ATT	YDS	AVG	LG	TD	RUSHING	ATT	YDS	AVG	LG	TD						
M. Gordon	18	54	3.0	6	0	J. Forsett	17	69	4.1	11	0						
B. Oliver	4	18	4.5	6	0	J. Flacco	4	2	0.5	2	1						
D. Woodhead	3	9	3.0	5	0	J. Allen	4	1	0.3	4	0						
P. Rivers	1	0	0.0	0	0												
Total	26	81	3.1	6	0	Total	25	72	2.9	11	1						
PASSING	ATT	CMP	YDS	SK/YD	TD	LG	IN	RT	PASSING	ATT	CMP	YDS	SK/YD	TD	LG	IN	RT
P. Rivers	37	28	301	1/11	3	70	0	126.1	J. Flacco	37	25	319	3/26	1	46	0	103.3
Total	37	28	301	1/11	3	70	0	126.1	Total	37	25	319	3/26	1	46	0	103.3
RECEIVING	REC	YDS	AVG	LG	TD	RECEIVING	REC	YDS	AVG	LG	TD						
K. Allen	5	35	7.0	13	1	K. Aiken	6	62	10.3	18	0						
M. Gordon	5	7	1.4	4	0	S. Smith Sr.	5	82	16.4	46	0						
M. Floyd	4	92	23.0	70	2	C. Givens	3	57	19.0	39	0						
A. Gates	4	56	14.0	30	0	J. Allen	3	30	10.0	19	0						
D. Woodhead	2	36	18.0	26	0	J. Ross	3	21	7.0	12	0						
S. Johnson	2	28	14.0	23	0	C. Gillmore	2	8	4.0	5	1						
B. Oliver	2	16	8.0	10	0	K. Juszczyk	1	39	39.0	39	0						
J. Phillips	2	11	5.5	7	0	N. Boyle	1	15	15.0	15	0						
D. Inman	1	10	10.0	10	0	J. Forsett	1	5	5.0	5	0						
L. Green	1	10	10.0	10	0												
Total	28	301	10.8	70	3	Total	25	319	12.8	46	1						
INTERCEPTIONS	NO	YDS	AVG	LG	TD	INTERCEPTIONS	NO	YDS	AVG	LG	TD						
None						None											
Total	0	0	0.0	0	0	Total	0	0	0.0	0	0						
SACKS	M. Ingram 1.5-15, K. Reyes 1-8, D. Butler 0.5-3																
TACKLES (TOP 3)	J. Verrett 7 (5 solo), R. Carrethers 7 (0 solo), M. Ingram 6 (4 solo)																
SACKS	T. Jernigan 1-11																
TACKLES (TOP 3)	D. Smith 14 (7 solo), C. Mosley 9 (4 solo), L. Webb 8 (6 solo)																



GAME 9: JAGUARS 22, RAVENS 20

Baltimore (2-7) • Jacksonville (3-6)

Sunday, November 15, 2015 • 1:05 PM ET • M&T Bank Stadium • Baltimore

Weather: 60°, Partly Cloudy, Wind WSW 10 mph • Attendance: 70,837 • Time: 3:06



In a season with dramatic game endings for the Ravens, the one against Jacksonville was the most bizarre. While many players thought the game ended, Jaguars QB Blake Bortles took a snap and was sacked by OLB Elvis Dumervil. However, a facemask penalty was called on Dumervil, allowing Jags' K Jason Myers a 53-yard FG attempt with no time on the clock. Myers converted, giving the Jaguars a 22-20 victory. The following day, however, the NFL stated that the play involving Dumervil should not have happened, as not every Jacksonville player was fully set before the snap, and a false start penalty should have been called. This would have forced a subsequent 10-second run-off and ended the game with a Ravens' victory. (Prior to his final FG, Myers had missed a 26-yarder, partially blocked by OLB Za'Darius Smith, near the end of the third quarter.) The Ravens took a 20-19 lead with 7:30 left in the contest after QB Joe Flacco hit WR Chris Givens with a 14-yard TD strike. The 2-point conversion failed. In a game that stayed close throughout, the Jaguars scored first on a Bortles-to-WR Allen Hurns 5-yard TD. The Ravens tied the game at 7 when Flacco threw a 10-yard TD dart to TE Crockett Gillmore in the second quarter. After a 21-yard Myers FG, Flacco found rookie TE Maxx Williams in the end zone for a 21-yard TD strike, giving the Ravens a 14-10 halftime lead. Flacco then turned the ball over 3 times in the third quarter (2 INTs and a fumble), but the Jaguars managed just 3 points with those extra opportunities and trailed 14-13 at the start of the fourth quarter. The Jags received another added possession after Ravens WR/RS Jeremy Ross muffed a punt at Baltimore's 37-yard line. Five plays later, Bortles threw a 15-yard TD pass to WR Allen Robinson for a 19-14 lead (2-point attempt failed). Bortles completed 22 of 45 for 188 yards, while Flacco was 34-of-45 for 316 yards, with 3 TDs and 2 INTs.

JACKSONVILLE JAGUARS (Head Coach: Gus Bradley)

OFFENSE			DEFENSE		
WR 15	A. Robinson	LEO 90	A. Branch		
TE 80	J. Thomas	DT 99	S. Marks		
LT 76	L. Joeckel	DT 97	R. Miller		
LG 68	Z. Beadles	DE 75	J. Odrick		
C 61	S. Wisniewski	WLB 50	T. Smith		
RG 60	A. Cann	MLB 51	P. Postuszny		
RT 78	J. Parnell	OTTO 57	T. Armbrister		
TE 89	M. Lewis	LCB 31	D. House		
WR 88	A. Hurns	FS 26	J. Evans		
QB 5	B. Bortles	SS 37	J. Cyprien		
RB 24	T. Yeldon	RCB 22	A. Colvin		

BALTIMORE RAVENS (Head Coach: John Harbaugh)

OFFENSE			DEFENSE		
LT 60	E. Monroe	DT 97	T. Jernigan		
LG 72	K. Osemele	NT 98	B. Williams		
C 53	J. Zuttah	DE 99	C. Canty		
RG 73	M. Yanda	OLB 58	E. Dumervil		
RT 71	R. Wagner	ILB 57	C. Mosley		
TE 80	C. Gillmore	ILB 51	D. Smith		
TE 87	M. Williams	SAM 91	C. Upshaw		
TE 82	N. Boyle	LCB 21	L. Webb		
WR 13	C. Givens	FS 23	K. Lewis		
QB 5	J. Flacco	SS 33	W. Hill III		
RB 29	J. Forsett	RCB 22	J. Smith		

GAME SUMMARY

	1	2	3	4	OT	TOTAL	FIELD GOALS (MADE) & MISSED	
JACKSONVILLE	7	3	3	9	-	22	J. Myers (21, 45) 26B (53)	
BALTIMORE	0	14	0	6	-	20	J. Tucker 58WR	
TEAM	QTR	TIME	PLAY DESCRIPTION (extra point)			DRIVE	SCORE	
Jaguars	1	2:29	A. Hurns 5 yd. pass from B. Bortles (J. Myers kick)			8-65, 4:27	7-0	
Ravens	2	11:32	C. Gillmore 10 yd. pass from J. Flacco (J. Tucker kick)			2-26, 0:45	7-7	
Jaguars	2	3:28	J. Myers 21 yd. Field Goal			15-77, 8:04	10-7	
Ravens	2	1:11	M. Williams 21 yd. pass from J. Flacco (J. Tucker kick)			7-80, 2:17	10-14	
Jaguars	3	14:27	J. Myers 45 yd. Field Goal			4-0, 0:24	13-14	
Jaguars	4	13:01	A. Robinson 15 yd. pass from B. Bortles (pass failed)			5-37, 1:00	19-14	
Ravens	4	7:30	C. Givens 14 yd. pass from J. Flacco (pass failed)			10-80, 5:31	19-20	
Jaguars	4	0:00	J. Myers 53 yd. Field Goal			7-45, 1:06	22-20	

OFFICIALS – Referee: Peter Morelli (135), Umpire: Ruben Fowler (71), Head Linesman: Ed Camp (134), Line Judge: Sarah Thomas (53), Side Judge: Rob Vernatchi (75), Field Judge: Rick Patterson (15), Back Judge: Dale Shaw (104)

TEAM STATISTICS

	JAGUARS	RAVENS
First Downs	22 (6-10-6)	22 (7-15-0)
Third Downs	4-16 (25%)	8-14 (57%)
Fourth Downs	0-0 (0%)	0-1 (0%)
Total Net Yards	258	397
Plays – Average	70-3.7	67-5.9
Net Yds Rushing	90	89
Rushes – Average	22-4.1	21-4.2
Net Yards Passing	168	308
Att. – Yds Lost – Gross Pass.	3-20-188	1-8-316
Passes Att. – Comp. – INT	45-22-1	45-34-2
Red Zone	2-4 (50%)	2-2 (100%)
Goal-to-Go	1-3 (33%)	1-1 (100%)
Punts – Avg.	7-52.0	5-40.4
Penalties – Yards	4-30	9-121
Fumbles – Lost	0-0	2-2
Time of Possession	30:32	29:28

INDIVIDUAL STATISTICS

JAGUARS											RAVENS													
RUSHING						ATT	YDS	AVG	LG	TD	RUSHING						ATT	YDS	AVG	LG	TD			
T. Yeldon						18	61	3.4	16	0	J. Forsett						14	53	3.8	16	0			
B. Bortles						2	25	12.5	14	0	J. Allen						5	19	3.8	12	0			
M. Lee						1	3	3.0	3	0	J. Flacco						2	17	8.5	16	0			
D. Robinson						1	1	1.0	1	0	Total						21	89	4.2	16	0			
TOTAL						22	90	4.1	16	0	PASSING						ATT	CMP	YDS	SK/YD	TD	LG	INT	RT
B. Bortles						45	22	188	3/20	2 21	1 65.8	J. Flacco						45	34	316	1/8	3 29	2 98.0	
Total						45	22	188	3/20	2 21	1 65.8	Total						45	34	316	1/8	3 29	2 98.0	
RECEIVING						REC	YDS	AVG	LG	TD	RECEIVING						REC	YDS	AVG	LG	TD			
A. Hurns						5	62	12.4	21	1	K. Aiken						7	73	10.4	29	0			
A. Robinson						5	51	10.2	16	1	K. Juszczyk						5	47	9.4	22	0			
T. Yeldon						5	6	1.2	7	0	C. Gillmore						4	42	10.5	25	1			
B. Walters						3	29	9.7	17	0	M. Williams						4	40	10.0	21	1			
J. Thomas						2	23	11.5	12	0	C. Givens						4	37	9.3	14	1			
M. Lewis						1	9	9.0	9	0	J. Forsett						4	11	2.8	4	0			
M. Lee						1	8	8.0	8	0	N. Boyle						3	35	11.7	25	0			
Total						22	188	8.5	21	2	J. Butler						1	21	21.0	21	0			
INTERCEPTIONS						NO	YDS	AVG	LG	TD	M. Brown						1	6	6.0	6	0			
D. House						2	1	0.5	1	0	J. Allen						1	4	4.0	4	0			
Total						2	1	0.5	1	0	Total						34	316	9.3	29	3			
SACKS						A. Jones 1-8						SACKS						E. Dumervil 2-10, B. Williams 1-10						
TACKLES (TOP 3)						T. Smith 12 (5 solo), P. Postuszny 10 (6 solo), D. House 8 (3 solo)						TACKLES (TOP 3)						C. Mosley 8 (7 solo), L. Webb 5 (5 solo), D. Smith 5 (3 solo), K. Lewis 5 (2 solo)						



GAME 10: RAVENS 16, RAMS 13

Baltimore (3-7) • St. Louis (4-6)

Sunday, November 22, 2015 • 1:02 PM ET • M&T Bank Stadium • Baltimore

Weather: 47°, Partly Cloudy, Wind NNW 14 mph • Attendance: 71,105 • Time: 3:17



Like all of the Ravens' games this season, the outcome of the contest with the Rams was in doubt through the final series. Baltimore won, 16-13, when K Justin Tucker nailed a 47-yard field goal as time expired, completing a fourth-quarter comeback that had the Ravens trailing 13-3 at the beginning of the period. And, in a season filled with key injuries for the Ravens, they lost two more standouts when QB Joe Flacco (knee) and RB Justin Forsett (arm) suffered year-ending damage. The Ravens forced four turnovers, with the final miscue leading to the winning points. OLB Courtney Upshaw strip-sacked QB Case Keenum at the St. Louis 36-yard line with 54 seconds left in the game. OLB Elvis Dumervil recovered the ball, and four plays later the Ravens were celebrating Tucker's game-winner. The Ravens committed 10 penalties for 137 yards, including an interference call on CB Jimmy Smith at the Ravens' 10 late in the first quarter. St. Louis then scored the first touchdown of the day when RB Todd Gurley blasted into the end zone from the 1 for a 7-0 lead. A 25-yard Tucker FG at the end of the second quarter made it 7-3 at the half. St. Louis extended that lead to 13-3 in the third quarter after Keenum hit a wide open TE Lance Kendricks for a 30-yard touchdown. The point after try was blocked by DE Lawrence Guy. The Ravens began the comeback with a Flacco-to-WR Kamar Aiken 3-yard TD strike at the 11:11 mark of the final period, making the score 13-10. Tucker tied the game at 13 with a 20-yard FG with 5:12 left in the game. Flacco, who has never missed a game in his eight-year career, was hurt with 50 seconds remaining. He did not leave the field, handing off twice to RB Javorius "Buck" Allen and spiking the ball at the Rams' 29-yard line before Tucker's game-winner. TE Crockett Gillmore caught 5 for a career- and game-high 101 yards. Allen combined for 115 yards (67 rushing and 48 receiving). Gurley was held to 66 yards on 25 carries (2.6 avg.).

ST. LOUIS RAMS (Head Coach: Jeff Fisher)

OFFENSE

WR	18	K. Britt
TE	89	J. Cook
LT	73	G. Robinson
LG	71	G. Reynolds
C	61	T. Barnes
RG	69	C. Wichmann
RT	64	A. Donnal
TE	88	L. Kendricks
WR	11	T. Austin
QB	17	C. Keenum
RB	30	T. Gurley

DEFENSE

LDE	95	W. Hayes
LDT	99	A. Donald
RDT	90	M. Brockers
RDE	97	E. Sims
MLB	55	J. Laurinaitis
RLB	56	A. Ayers
LCB	22	T. Johnson
RCB	21	J. Jenkins
WS	26	M. Barron
FS	23	R. McLeod
SS	25	T. McDonald

BALTIMORE RAVENS (Head Coach: John Harbaugh)

OFFENSE

WR	11	K. Aiken
LT	60	E. Monroe
LG	66	R. Jensen
C	64	J. Urschel
RG	73	M. Yanda
RT	71	R. Wagner
TE	80	C. Gillmore
TE	87	M. Williams
FB	44	K. Jusczyk
QB	5	J. Flacco
RB	29	J. Forsett

DEFENSE

DT	97	T. Jernigan
NT	98	B. Williams
DE	99	C. Canty
OLB	58	E. Dumervil
ILB	57	C. Mosley
ILB	51	D. Smith
SAM	91	C. Upshaw
LCB	21	L. Webb
FS	23	K. Lewis
SS	33	W. Hill III
RCB	22	J. Smith

GAME SUMMARY

	1	2	3	4	OT	TOTAL
ST. LOUIS	7	0	6	0	-	13
BALTIMORE	0	3	0	13	-	16

FIELD GOALS (MADE) & MISSED

G. Zuerlein 52WR
J. Tucker 51WR (25, 20) 51WR (47)

TEAM	QTR	TIME	PLAY DESCRIPTION (extra point)	DRIVE	SCORE
Rams	1	2:05	T. Gurley 1 yd. run (G. Zuerlein kick)	3-59, 1:40	7-0
Ravens	2	0:00	J. Tucker 25 yd. Field Goal	7-24, 3:53	7-3
Rams	3	6:14	L. Kendricks 30 yd. pass from C. Keenum (kick blocked)	3-49, 1:21	13-3
Ravens	4	11:11	K. Aiken 3 yd. pass from J. Flacco (J. Tucker kick)	7-42, 3:14	13-10
Ravens	4	5:12	J. Tucker 20 yd. Field Goal	7-76, 3:49	13-13
Ravens	4	0:00	J. Tucker 47 yd. Field Goal	5-12, 0:54	13-16

OFFICIALS – Referee: Tony Corrente (99), Umpire: Dan Ferrell (64), Head Linesman: George Hayward (54), Line Judge: Bart Longson (2), Side Judge: Keith Washington (7), Field Judge: Buddy Horton (82), Back Judge: Gregory Wilson (119)

TEAM STATISTICS

	RAMS	RAVENS
First Downs	13 (4-6-3)	16 (5-11-0)
Third Downs	3-13 (23%)	4-16 (25%)
Fourth Downs	0-0 (0%)	0-1 (0%)
Total Net Yards	213	388
Plays – Average	56-3.8	73-5.3
Net Yds Rushing	82	96
Rushes – Average	29-2.8	28-3.4
Net Yards Passing	131	292
Att. – Yds Lost – Gross Pass.	1-5-136	1-7-299
Passes Att. – Comp. – INT	26-12-0	44-27-2
Red Zone	1-1 (100%)	1-3 (33%)
Goal-to-Go	1-1 (100%)	1-2 (50%)
Punts – Avg.	8-45.9	7-48.0
Penalties – Yards	6-35	10-137
Fumbles – Lost	5-4	2-0
Time of Possession	27:08	32:52

INDIVIDUAL STATISTICS

RAMS											RAVENS												
RUSHING											RUSHING												
	ATT	YDS	AVG	LG	TD		ATT	YDS	AVG	LG	TD												
T. Gurley	25	66	2.6	7	1	J. Allen	22	67	3.0	17	0												
T. Austin	1	16	16.0	16	0	J. Forsett	4	26	6.5	18	0												
C. Keenum	2	0	0.0	0	0	K. Jusczyk	2	3	1.5	2	0												
B. Cunningham	1	0	0.0	0	0	Total	28	96	3.4	18	0												
Total	29	82	2.8	16	1																		
PASSING											PASSING												
	ATT	CMP	YDS	SK/YD	TD	LG	IN	RT		ATT	CMP	YDS	SK/YD	TD	LG	IN	RT						
C. Keenum	26	12	136	1/5	1	30	0	75.2	J. Flacco	44	27	299	1/7	1	46	2	70.2						
Total	26	12	136	1/5	1	30	0	75.2	Total	44	27	299	1/7	1	46	2	70.2						
RECEIVING											RECEIVING												
	REC	YDS	AVG	LG	TD		REC	YDS	AVG	LG	TD												
J. Cook	4	31	7.8	16	0	C. Gillmore	5	101	20.2	46	0												
L. Kendricks	2	43	21.5	30	1	K. Aiken	5	50	10.0	18	1												
K. Britt	2	24	12.0	16	0	J. Allen	5	48	9.6	14	0												
W. Welker	2	13	6.5	7	0	J. Butler	4	45	11.3	25	0												
B. Cunningham	1	20	20.0	20	0	M. Williams	3	20	6.7	12	0												
T. Austin	1	5	5.0	5	0	K. Jusczyk	3	10	3.3	7	0												
Total	12	136	11.3	30	1	C. Givens	2	25	12.5	20	0												
Total	12	136	11.3	30	1	Total	27	299	11.1	46	1												
INTERCEPTIONS											INTERCEPTIONS												
	NO	YDS	AVG	LG	TD		NO	YDS	AVG	LG	TD												
T. Johnson	1	25	25.0	25	0	Total	0	0	0	0	0												
R. McLeod	1	4	4.0	4	0																		
Total	2	29	14.5	25	0	Total	0	0	0	0	0												
SACKS											SACKS												
A. Donald	1-7											C. Upshaw	1-5										
TACKLES (TOP 3)											TACKLES (TOP 3)												
A. Donald	10	(4 solo)	M. Barron	8	(7 solo)	C. Mosley	12	(7 solo)	B. Williams	7	(3 solo)	K. Lewis	6	(4 solo)									
R. McLeod	8	(6 solo)	J. Laurinaitis	8	(2 solo)																		



GAME 11: RAVENS 33, BROWNS 27

Baltimore (4-7) · Cleveland (2-9)

Monday, November 30, 2015 · 8:30 PM ET · FirstEnergy Stadium · Cleveland
Weather: 45°, Clear, Wind E 9 mph · Attendance: 64,380 · Time: 3:10



Playing their first game since the start of the 2008 season without QB Joe Flacco starting under center, the Ravens had new heroes help beat the host Browns, 33-27. As with the first 10 games of the Ravens' season, the outcome was in doubt until the final series. DE Brent Urban blocked Cleveland K Travis Coons' 51-yard, game-winning FG attempt with 3 seconds left in the game, and then S Will Hill III scooped up the ball and raced 64 yards for the winning touchdown as time expired. Urban was playing in his first NFL game after missing his rookie year and most of 2015 with knee and arm injuries. The Browns had tied the game at 27-27 with 1:47 remaining when backup QB Austin Davis hit WR Travis Benjamin, who had gotten behind Hill III, for a 42-yard TD. The Browns put themselves in a position to win after CB Tramon Williams stole a QB Matt Schaub pass at Baltimore's 46-yard line at the 50-second mark. Three plays later, the Browns were at the Ravens' 33 setting up for the winning FG that was eventually blocked. Schaub, making his first start since 2013 when he was with the Houston Texans, threw 2 TD passes and an INT that was returned for a Browns' TD. Baltimore jumped to a 10-0 first-quarter lead after an 82-yard punt return for a TD by WR/RS Kaelin Clay and a 49-yard K Justin Tucker FG. A 31-yard FG by Coons put the Browns on the scoreboard in the second quarter. But, the Ravens came right back with a Schaub-to-RB Javorius Allen 13-yard TD to make the score 17-3. Cleveland closed the gap to 17-13 at the half with a QB Josh McCown scramble and 10-yard TD toss to WR Marlon Moore and a 21-yard Coons' FG. The Browns took their only lead of the game, 20-17, when LB Karlos Dansby intercepted Schaub and raced 52 yards for a TD. Schaub bounced right back, leading the Ravens on a 12-play, 80-yard drive that ended with a 10-yard TD pass to WR Kamar Aiken to make the score 24-20 after three. A 35-yard Tucker FG extended the Ravens' advantage to 27-20 with 9:05 left in the final period. Schaub completed 20 of 34 for 232 yards, while Browns starter McCown was 21-of-38 for 212 before leaving the game with 8:29 remaining with a shoulder injury.

BALTIMORE RAVENS (Head Coach: John Harbaugh)

OFFENSE			DEFENSE		
WR	11	K. Aiken	DT	97	T. Jernigan
LT	74	J. Hurst	NT	98	B. Williams
LG	66	R. Jensen	DE	99	C. Canty
C	64	J. Urschel	OLB	58	E. Dumervil
RG	73	M. Yanda	ILB	57	C. Mosley
RT	71	R. Wagner	ILB	51	D. Smith
TE	80	C. Gillmore	SAM	91	C. Upshaw
WR	13	C. Givens	LCB	21	L. Webb
FB	44	K. Juszczyk	FS	23	K. Lewis
QB	8	M. Schaub	SS	33	W. Hill III
RB	37	J. Allen	RCB	22	J. Smith

CLEVELAND BROWNS (Head Coach: Mike Pettine)

OFFENSE			DEFENSE		
WR	83	B. Hartline	RE	93	J. Hughes III
LT	73	J. Thomas	NT	71	D. Shelton
LG	74	C. Erving	LE	92	D. Bryant
C	55	A. Mack	OLB	99	P. Kruger
RG	77	J. Greco	MIKE	56	K. Dansby
RT	72	M. Schwartz	WILL	53	C. Robertson
TE	82	G. Barnidge	OLB	44	N. Orchard
WR	11	T. Benjamin	LCB	21	J. Gilbert
QB	13	J. McCown	RCB	22	T. Williams
RB	29	D. Johnson Jr.	FS	39	T. Gipson
TE	81	J. Dray	SS	31	D. Whitner

GAME SUMMARY

	1	2	3	4	OT	TOTAL	FIELD GOALS (MADE) & MISSED
BALTIMORE	10	7	7	9	-	33	J. Tucker (49, 35)
CLEVELAND	0	13	7	7	-	27	T. Coons (31, 21) 51B

TEAM	QTR	TIME	PLAY DESCRIPTION (extra point)	DRIVE	SCORE
Ravens	1	9:54	K. Clay 82 yd. punt return (J. Tucker kick)		7-0
Ravens	1	4:22	J. Tucker 49 yd. Field Goal		10-0
Browns	2	11:27	T. Coons 31 yd. Field Goal	7-39, 3:11	10-3
Ravens	2	9:58	J. Allen 13 yd. pass from M. Schaub (J. Tucker kick)	14-67, 7:55	17-3
Browns	2	4:36	M. Moore 10 yd. pass from J. McCown (T. Coons kick)	3-60, 1:29	17-10
Browns	2	0:03	T. Coons 21 yd. Field Goal	9-69, 5:22	17-13
Browns	3	12:16	K. Dansby 52 yd. interception return (T. Coons kick)	9-58, 2:35	17-13
Ravens	3	5:30	K. Aiken 15 yd. pass from M. Schaub (J. Tucker kick)		17-20
Ravens	4	9:05	J. Tucker 35 yd. Field Goal	12-80, 6:46	24-20
Browns	4	1:47	T. Benjamin 42 yd. pass from A. Davis (T. Coons kick)	17-82, 8:07	27-20
Ravens	4	0:00	W. Hill III 64 yd. return of blocked field goal (run failed)	6-71, 2:33	27-27
Ravens	4	0:00			33-27

OFFICIALS – Referee: Brad Allen (122), Umpire: Fred Bryan (11), Head Linesman: Jim Mello (48), Line Judge: Thomas Symonette (100), Side Judge: Tom Hill (97), Field Judge: Doug Rosenbaum (67), Back Judge: Shawn Hochuli (83)

TEAM STATISTICS

	RAVENS	BROWNS
First Downs	16 (6-10-0)	21 (4-15-2)
Third Downs	2-11 (18%)	4-15 (27%)
Fourth Downs	2-2 (100%)	2-2 (100%)
Total Net Yards	336	338
Plays – Average	57-5.9	68-5.0
Net Yds Rushing	104	63
Rushes – Average	23-4.5	18-3.5
Net Yards Passing	232	275
Att. – Yds Lost – Gross Pass.	0-0-232	2-14-289
Passes Att. – Comp. – INT	34-20-2	48-28-0
Red Zone	2-3 (67%)	1-3 (33%)
Goal-to-Go	0-0 (0%)	1-2 (50%)
Punts – Avg.	4-42.8	6-47.2
Penalties – Yards	7-50	2-15
Fumbles – Lost	0-0	0-0
Time of Possession	29:30	30:30

INDIVIDUAL STATISTICS

RAVENS							BROWNS										
RUSHING	ATT	YDS	AVG	LG	TD		RUSHING	ATT	YDS	AVG	LG	TD					
J. Allen	12	55	4.6	21	0		D. Johnson Jr.	7	27	3.9	7	0					
T. West	7	37	5.3	16	0		J. McCown	2	12	6.0	8	0					
M. Schaub	3	10	3.3	7	0		T. Benjamin	1	10	10.0	10	0					
C. Givens	1	2	2.0	2	0		I. Crowell	7	7	1.0	4	0					
Total	23	104	4.5	21	0		A. Davis	1	7	7.0	7	0					
PASSING	ATT	CMP	YDS	SK/YD	TD	LG	IN	RT	PASSING	ATT	CMP	YDS	SK/YD	TD	LG	IN	RT
M. Schaub	34	20	232	0/0	2	48	2	74.6	J. McCown	38	21	212	1/6	1	30	0	80.2
Total	34	20	232	0/0	2	48	2	74.6	A. Davis	10	7	77	1/8	1	42	0	125.8
RECEIVING	REC	YDS	AVG	LG	TD		RECEIVING	REC	YDS	AVG	LG	TD					
K. Aiken	6	80	13.3	27	1		B. Hartline	8	74	9.3	16	0					
J. Allen	4	29	7.3	13	1		G. Barnidge	7	91	13.0	30	0					
J. Butler	3	27	9.0	9	0		T. Benjamin	6	90	15.0	42	1					
C. Gillmore	3	20	6.7	14	0		D. Johnson Jr.	5	23	4.6	21	0					
K. Juszczyk	2	18	9.0	15	0		M. Moore	1	10	10.0	10	1					
C. Givens	1	48	48.0	48	0		M. Johnson	1	1	1.0	1	0					
N. Boyle	1	10	10.0	10	0		Total	28	289	10.3	42	2					
Total	20	232	11.6	48	2		INTERCEPTIONS	NO	YDS	AVG	LG	TD					
INTERCEPTIONS	NO	YDS	AVG	LG	TD		K. Dansby	1	52	52.0	52	1					
None							T. Williams	1	2	2.0	2	0					
Total	0	0	0	0	0		Total	2	54	27.0	52	1					
SACKS	E. Dumervil 1.5-10, T. Jernigan 0.5-4						SACKS	None									
TACKLES (TOP 3)	L. Webb 7 (7 solo), C. Mosley 7 (6 solo), W. Hill III 6 (4 solo)						TACKLES (TOP 3)	D. Whitner 6 (6 solo), T. Gipson 6 (6 solo), C. Robertson 5 (3 solo)									



GAME 12: DOLPHINS 15, RAVENS 13

Baltimore (4-8) • Miami (5-7)

Sunday, December 6, 2015 • 1:03 PM ET • Sun Life Stadium • Miami
Weather: 80°, Cloudy, Wind NE 21 mph • Attendance: 64,519 • Time: 2:59



For an NFL-record 12th time in 12 games, the outcome of the Ravens' game was in doubt the final series of the contest. This time the Ravens dropped a 15-13 decision in Miami. The loss stopped a two-game winning streak for Baltimore, which battled valiantly with a roster depleted by injuries. The difference in the game came in a 20-second period in the final 2 minutes of the first half when Miami turned 2 QB Matt Schaub INTs into 15 points. With 1:54 remaining in the second quarter, DT Jordan Phillips tipped a Schaub pass that was intercepted by S Reshad Jones at the Ravens' 38-yard line. On the next play, QB Ryan Tannehill hit leaping rookie WR DeVante Parker for a TD. Three plays later, Schaub's pass was batted in the air by DE Derrick Shelby, who grabbed the deflection and raced 22 yards for a TD. A 2-point conversion (RB Jay Ajayi) gave the Dolphins a 15-0 advantage. The Ravens did respond with a 7-play drive that ended with a 38-yard K Justin Tucker FG, making the score 15-3 at the half. The Ravens missed two opportunities to score earlier in the game. The first came in the initial quarter when Schaub hit WR Daniel Brown with a 52-yard TD throw that was nullified on a disputed offensive pass interference call on Brown. On the next series (in the second quarter), Schaub directed a 15-play, 75-yard drive that stalled on a failed fourth-down conversion at the Dolphins' 2-yard line. Baltimore lost, despite outgaining Miami 375 to 219 yards, with Schaub throwing for 308 yards (32 of 46). Dolphins RB Lamar Miller did rush for 113 yards (on 20 carries), while Tannehill was held to 9-of-19 for 86 yards. RB Javorius "Buck" Allen, who accounted for 170 yards, brought the Ravens within 5 points (15-10) in the third quarter when he scampered 41 yards to the end zone on a short Schaub pass. (Allen came within one catch of tying the Ravens' record of 13 catches in a game.) After a 31-yard Tucker FG made the score 15-13 with 10:17 left in the contest, the Ravens' best opportunity to win came after Miller fumbled at the Miami 41 with 4:17 left in the game. S Kendrick Lewis forced the turnover that was recovered by OLB Courtney Upshaw. After gaining just 4 yards in three plays, Tucker's FG attempt from 55 yards was wide right. Baltimore did get the ball back with 20 seconds remaining.

BALTIMORE RAVENS (Head Coach: John Harbaugh)

OFFENSE

WR	11	K. Aiken
LT	74	J. Hurst
LG	72	K. Osemele
C	64	J. Urschel
RG	73	M. Yanda
RT	71	R. Wagner
TE	80	C. Gillmore
WR	13	C. Givens
FB	44	K. Juszczyk
QB	8	M. Schaub
RB	37	J. Allen

DEFENSE

DB	21	L. Webb
NT	98	B. Williams
DE	99	C. Canty
OLB	58	E. Dumervil
ILB	57	C. Mosley
ILB	51	D. Smith
SAM	91	C. Upshaw
LCB	35	S. Wright
FS	23	K. Lewis
SS	33	W. Hill III
RCB	22	J. Smith

MIAMI DOLPHINS (Interim Head Coach: Dan Campbell)

OFFENSE

WR	10	K. Stills
LT	76	B. Albert
LG	63	D. Thomas
C	51	M. Pouncey
RG	77	B. Turner
RT	74	J. Fox
TE	84	J. Cameron
WR	11	D. Parker
QB	17	R. Tannehill
RB	26	L. Miller
WR	14	J. Landry

DEFENSE

SS	35	W. Aikens
DT	93	N. Suh
DT	97	J. Phillips
RE	50	O. Vernon
LB	55	K. Misi
LB	52	K. Sheppard
LB	53	J. Jenkins
CB	21	B. Grimes
CB	28	Bo. McCain
S	31	M. Thomas
S	20	R. Jones

GAME SUMMARY

	1	2	3	4	OT	TOTAL	FIELD GOALS (MADE) & MISSED	
BALTIMORE	0	3	7	3	-	13	J. Tucker (38, 31) 55WR	
MIAMI	0	15	0	0	-	15	None	

TEAM	QTR	TIME	PLAY DESCRIPTION (extra point)	DRIVE	SCORE
Dolphins	2	1:47	D. Parker 38 yd. pass from R. Tannehill (A. Franks kick)	1-38, 0:07	0-7
Dolphins	2	1:27	D. Shelby 22 yd. interception return (J. Ajayi run)		0-15
Ravens	2	0:29	J. Tucker 38 yd. Field Goal	7-60, 0:58	3-15
Ravens	3	11:44	J. Allen 41 yd. pass from M. Schaub (J. Tucker kick)	6-78, 3:16	10-15
Ravens	4	10:17	J. Tucker 31 yd. Field Goal	10-47, 5:28	13-15

OFFICIALS – Referee: John Parry (132), Umpire: Mark Pellis (131), Head Linesman: Greg Bradley (98), Line Judge: Mark Perlman (9), Side Judge: Greg Gautreaux (80), Field Judge: Jabir Walker (26), Back Judge: Perry Paganelli (46)

TEAM STATISTICS	RAVENS	DOLPHINS
First Downs	22 (4-18-0)	8 (5-3-0)
Third Downs	5-14 (36%)	4-13 (31%)
Fourth Downs	0-1 (0%)	0-0 (0%)
Total Net Yards	375	219
Plays – Average	75-5.0	46-4.8
Net Yds Rushing	94	137
Rushes – Average	26-3.6	26-5.3
Net Yards Passing	281	82
Att. – Yds Lost – Gross Pass.	3-27-308	1-4-86
Passes Att. – Comp.– INT	46-32-2	19-9-0
Red Zone	0-2 (0%)	0-0 (0%)
Goal-to-Go	0-0 (0%)	0-0 (0%)
Punts – Avg.	5-53.4	9-45.8
Penalties – Yards	5-36	5-31
Fumbles – Lost	0-0	1-1
Time of Possession	38:09	21:51

INDIVIDUAL STATISTICS																	
RAVENS						DOLPHINS											
RUSHING	ATT	YDS	AVG	LG	TD	RUSHING	ATT	YDS	AVG	LG	TD						
J. Allen	17	63	3.7	16	0	L. Miller	20	113	5.7	22	0						
T. West	8	31	3.9	8	0	J. Ajayi	4	12	3.0	4	0						
M. Schaub	1	0	0.0	0	0	R. Tannehill	1	11	11.0	11	0						
						Da. Williams	1	1	1.0	1	0						
Total	26	94	3.6	16	0	Total	26	137	5.3	22	0						
PASSING	ATT	CMP	YDS	SK/YD	TD	LG	IN	RT	PASSING	ATT	CMP	YDS	SK/YD	TD	LG	IN	RT
M. Schaub	46	32	308	3/27	1	41	2	77.1	R. Tannehill	19	9	86	1/4	1	38	0	78.0
Total	46	32	308	3/27	1	41	2	77.1	Total	19	9	86	1/4	1	38	0	78.0
RECEIVING	REC	YDS	AVG	LG	TD	RECEIVING	REC	YDS	AVG	LG	TD						
J. Allen	12	107	8.9	41	1	D. Parker	3	63	21.0	38	1						
K. Aiken	6	48	8.0	11	0	J. Landry	2	5	2.5	6	0						
J. Butler	4	43	10.8	22	0	L. Miller	1	5	5.0	5	0						
C. Givens	3	68	22.7	36	0	Da. Williams	1	5	5.0	5	0						
N. Boyle	3	15	5.0	7	0	J. Cameron	1	4	4.0	4	0						
D. Brown	1	17	17.0	17	0	D. Sims	1	4	4.0	4	0						
C. Gillmore	1	7	7.0	7	0												
T. West	1	5	5.0	5	0												
K. Juszczyk	1	-2	-2.0	-2	0												
Total	32	308	9.6	41	1	Total	9	86	9.6	38	1						
INTERCEPTIONS	NO	YDS	AVG	LG	TD	INTERCEPTIONS	NO	YDS	AVG	LG	TD						
None						D. Shelby	1	22	22.0	22	1						
						R. Jones	1	2	2.0	2	0						
Total	0	0	0	0	0	Total	2	24	12.0	22	1						
SACKS	SACKS																
D. Smith 1-4	O. Vernon 2.5-22.5, D. Shelby 0.5-4.5																
TACKLES (TOP 3)	TACKLES (TOP 3)																
D. Smith 9 (9 solo), K. Lewis 5 (5 solo), C. Mosley 4 (4 solo)	R. Jones 10 (7 solo), K. Sheppard 8 (5 solo), Three tied at 7																



GAME 13: SEAHAWKS 35, RAVENS 6

Baltimore (4-9) • Seattle (8-5)

Sunday, December 13, 2015 • 1:02 PM ET • M&T Bank Stadium • Baltimore
Weather: 65°, Mostly Cloudy, Wind S 2 mph • Attendance: 71,179 • Time: 3:01



Seattle QB Russell Wilson matched a career-high 5 touchdown passes, guiding the visiting Seahawks to an impressive 35-6 victory over the Ravens at M&T Bank Stadium. Wilson threw 3 touchdowns to WR Doug Baldwin in the Seahawks' fourth-consecutive win and their sixth in their last seven games. For the first time in this difficult season, the Ravens did not have the game decided in the final series. (Baltimore had set an NFL record for having its first 12 contests decided by eight or fewer points.) The injury-depleted Ravens started their third quarterback of the season with QB Jimmy Clausen subbing for QB Matt Schaub, who had replaced starter QB Joe Flacco, who was lost for the season after suffering a knee injury on Nov. 22. The Ravens struggled against the NFL's No. 2-ranked Seahawks defense, held without a TD for the first time since 12/16/13 (a 18-16 triumph over the Lions). Clausen was 23-of-40 for 274 yards with 1 interception. The Ravens managed just 28 rushing yards on 14 carries. Two of Seattle's TDs came after Baltimore turnovers, the first coming with 38 seconds left in the first half when RB Javorius Allen fumbled at the Ravens' 14-yard line. The second followed the Clausen INT by CB Richard Sherman in the fourth quarter. The Seahawks took a 7-0 first-quarter lead on Wilson's 8-yard TD toss to WR Tyler Lockett. A K Justin Tucker 28-yard field goal made the score 7-3 before a Wilson-to-Baldwin 14-yard TD gave the Seahawks a 14-3 advantage. Tucker's 30-yarder made the score 14-6 at the half. Seattle dominated the third quarter, adding the second Wilson-to-Baldwin TD (22 yards) for a 21-6 lead. A Wilson-to-Lockett 49-yard TD strike gave the Seahawks a 28-6 margin early in the final period. The third Wilson-to-Baldwin TD (16 yards) followed the Sherman INT and completed the scoring. Wilson finished 23-of-32 for 292 yards, including 6 each to Lockett (104 yards) and Baldwin (82). WR Kamar Aiken caught 5 passes for 90 for the Ravens, while WR Jeremy Butler grabbed 7 for 72.

SEATTLE SEAHAWKS (Head Coach: Pete Carroll)

OFFENSE

WR	89	D. Baldwin
LT	76	R. Okung
G	68	J. Britt
C	65	P. Lewis
RG	64	J. Sweezy
RT	79	G. Gilliam
TE	82	L. Willson
QB	3	R. Wilson
RB	34	T. Rawls
WR	16	T. Lockett
WR	15	J. Kearse

DEFENSE

LDE	72	M. Bennett
LDT	77	A. Rubin
RDT	92	B. Mebane
RDE	56	C. Avril
OLB	51	B. Irvin
MLB	54	B. Wagner
OLB	50	K. Wright
LCB	25	R. Sherman
RCB	35	D. Shead
SS	31	K. Chancellor
FS	29	E. Thomas

BALTIMORE RAVENS (Head Coach: John Harbaugh)

OFFENSE

WR	11	K. Aiken
WR	13	C. Givens
LT	72	K. Osemele
LG	66	R. Jensen
C	64	J. Urschel
RG	73	M. Yanda
RT	71	R. Wagner
WR	83	D. Brown
FB	44	K. Juszczyk
QB	2	J. Clausen
RB	37	J. Allen

DEFENSE

CB	35	S. Wright
NT	98	B. Williams
DE	99	C. Canty
OLB	58	E. Dumervil
ILB	57	C. Mosley
ILB	51	D. Smith
SAM	91	C. Upshaw
DB	21	L. Webb
FS	23	K. Lewis
SS	33	W. Hill III
RCB	22	J. Smith

GAME SUMMARY

	1	2	3	4	OT	TOTAL	FIELD GOALS (MADE) & MISSED	
SEATTLE	7	7	7	14	-	35	None	
BALTIMORE	0	6	0	0	-	6	J. Tucker (28, 30)	
TEAM	QTR	TIME	PLAY DESCRIPTION (extra point)			DRIVE	SCORE	
Seahawks	1	5:08	T. Lockett 8 yd. pass from R. Wilson (S. Hauschka kick)			11-80, 6:18	7-0	
Ravens	2	13:39	J. Tucker 28 yd. Field Goal			5-32, 2:31	7-3	
Seahawks	2	0:38	D. Baldwin 14 yd. pass from R. Wilson (S. Hauschka kick)			2-14, 0:09	14-3	
Ravens	2	0:00	J. Tucker 30 yd. Field Goal			5-68, 0:38	14-6	
Seahawks	3	8:54	D. Baldwin 22 yd. pass from R. Wilson (S. Hauschka kick)			11-80, 6:06	21-6	
Seahawks	4	14:53	T. Lockett 49 yd. pass from R. Wilson (S. Hauschka kick)			9-86, 5:01	28-6	
Seahawks	4	8:55	D. Baldwin 16 yd. pass from R. Wilson (S. Hauschka kick)			4-38, 2:21	35-6	

OFFICIALS – Referee: Walt Coleman (65), Umpire: Bryan Neale (92), Head Linesman: Jerry Bergman (91), Line Judge: Kevin Codey (16), Side Judge: Jon Lucivansky (89), Field Judge: Boris Cheek (41), Back Judge: Rich Martinez (39)

TEAM STATISTICS

	SEAHAWKS	RAVENS
First Downs	28 (8-17-3)	16 (0-13-3)
Third Downs	8-12 (67%)	3-11 (27%)
Fourth Downs	0-0 (0%)	0-1 (0%)
Total Net Yards	424	302
Plays – Average	69-6.1	55-5.5
Net Yds Rushing	123	28
Rushes – Average	36-3.4	14-2.0
Net Yards Passing	301	274
Att. – Yds Lost – Gross Pass.	0-0-301	1-0-274
Passes Att. – Comp. – INT	33-24-0	40-23-1
Red Zone	4-5 (80%)	0-3 (0%)
Goal-to-Go	0-1 (0%)	0-0 (0%)
Punts – Avg.	3-51.0	5-45.2
Penalties – Yards	6-42	9-94
Fumbles – Lost	1-1	1-1
Time of Possession	35:43	24:17

INDIVIDUAL STATISTICS

SEAHAWKS										RAVENS									
RUSHING										RUSHING									
	ATT	YDS	AVG	LG	TD		ATT	YDS	AVG	LG	TD								
T. Rawls	6	44	7.3	16	0	T. West	5	16	3.2	17	0								
D. Harris	18	42	2.3	6	0	J. Allen	8	14	1.8	5	0								
D. Coleman	1	19	19.0	19	0	J. Clausen	1	-2	-2.0	-2	0								
F. Jackson	7	15	2.1	5	0														
R. Wilson	1	6	6.0	6	0														
T. Jackson	3	-3	-1.0	-1	0														
Total	36	123	3.4	19	0	Total	14	28	2.0	17	0								
PASSING										PASSING									
	ATT	CMP	YDS	SK/YD	TD	LG	IN	RT		ATT	CMP	YDS	SK/YD	TD	LG	IN	RT		
R. Wilson	32	23	292	0/0	5	49	0	139.6	J. Clausen	40	23	274	1/0	0	37	1	68.1		
T. Jackson	1	1	9	0/0	0	9	0	104.2											
Total	33	24	301	0/0	5	49	0	140.3	Total	40	23	274	1/0	0	37	1	68.1		
RECEIVING										RECEIVING									
	REC	YDS	AVG	LG	TD		REC	YDS	AVG	LG	TD								
J. Kearse	7	74	10.6	20	0	J. Butler	7	72	10.3	23	0								
T. Lockett	6	104	17.3	49	2	K. Aiken	5	90	18.0	37	0								
D. Baldwin	6	82	13.7	22	3	D. Brown	5	47	9.4	31	0								
C. Helfet	2	20	10.0	17	0	J. Allen	5	44	8.8	17	0								
F. Jackson	1	8	8.0	8	0	C. Matthews	1	21	21.0	21	0								
L. Willson	1	8	8.0	8	0														
K. Smith	1	5	5.0	5	0														
Total	24	301	12.5	49	5	Total	23	274	11.9	37	0								
INTERCEPTIONS										INTERCEPTIONS									
	NO	YDS	AVG	LG	TD		NO	YDS	AVG	LG	TD								
R. Sherman	1	4	4.0	4	0														
Total	1	4	4.0	4	0	Total	0	0	0	0	0								
SACKS										SACKS									
M. Bennett 1-0										None									
TACKLES (TOP 3)										TACKLES (TOP 3)									
K. Wright 8 (5 solo), B. Wagner 6 (2 solo), E. Thomas 4 (4 solo), M. Bennett 4 (3 solo)										S. Wright 9 (7 solo), D. Smith 8 (0 solo), C. Mosley 7 (3 solo)									



GAME 14: CHIEFS 34, RAVENS 14

Baltimore (4-10) • Kansas City (9-5)

Sunday, December 20, 2015 • 1:02 PM ET • M&T Bank Stadium • Baltimore

Weather: 41°, Sunny, Wind W 5 mph • Attendance: 70,791 • Time: 2:55



The Ravens gave up 2 touchdowns on turnovers in a 34-14 loss to Kansas City at M&T Bank Stadium. It was the eighth-consecutive victory for the Chiefs, while the Ravens suffered a third-straight defeat for the third time this season. The teams exchanged touchdowns early in the game. The Chiefs scored first when RB Charcandrick West burst for a 38-yard TD. Key play on the series was an unnecessary roughness call on DT Timmy Jernigan, giving the Chiefs a first down on the Ravens' 47-yard line. The Ravens battled right back with a 6-play, 45-yard TD drive that ended with a QB Jimmy Clausen 1-yard TD dart to FB Kyle Juszczyk. After forcing a punt, Ravens RB Javorius Allen fumbled at the Chiefs' 27-yard line, and S Tyvon Branch grabbed the miscue and raced 73 yards for a KC 14-7 lead. Baltimore then tried a fake punt from its 17-yard line, and P Sam Koch came up 2 yards short on a fourth-and-9. Three plays later, KC QB Alex Smith found WR Jeremy Maclin for a 13-yard TD, making the score 21-7. A 53-yard K Cairo Santos field goal gave the Chiefs a 24-7 advantage. But, a 48-yard Clausen-to-WR Kamar Aiken TD made the score 24-14 at the half. After a scoreless third quarter, the Chiefs produced a 14-play series that ended with another Santos FG (32 yards) for a 27-14 lead. The Ravens drove immediately to the KC 29, but a Clausen pass was stolen by CB Marcus Peters, who raced 90 yards for a score, providing the Chiefs their final 34-14 margin. Clausen completed 26 of 45 for 281 yards, including 8 passes for 128 to Aiken (both career highs for the WR). Smith was an efficient 21-of-25 for 171, including 7 balls to Maclin for 50 yards and 6 for 73 yards to TE Travis Kelce. West rushed 16 times for 76 yards.

KANSAS CITY CHIEFS (Head Coach: Andy Reid)

OFFENSE				DEFENSE			
WR	19	J. Maclin	LDE	97	A. Bailey		
LT	72	E. Fisher	NT	92	D. Poe		
LG	73	Z. Fulton	RDE	96	J. Howard		
OC	61	M. Morse	LOLB	55	D. Ford		
RG	76	L. Duvernay-Tardif	LILB	90	J. Mauga		
RT	75	J. Reid	RILB	56	D. Johnson		
TE	87	T. Kelce	ROLB	91	T. Hall		
WR	12	A. Wilson	LCB	22	M. Peters		
WR	81	J. Avant	SS	38	R. Parker		
QB	11	A. Smith	FS	29	E. Berry		
RB	35	C. West	RCB	21	S. Smith		

BALTIMORE RAVENS (Head Coach: John Harbaugh)

OFFENSE				DEFENSE			
WR	11	K. Aiken	NT	98	B. Williams		
WR	13	C. Givens	DE	93	L. Guy		
LT	72	K. Osemele	OLB	58	E. Dumervil		
LG	66	R. Jensen	ILB	57	C. Mosley		
C	64	J. Urschel	ILB	51	D. Smith		
RG	73	M. Yanda	SAM	91	C. Upshaw		
RT	71	R. Wagner	DB	21	L. Webb		
TE	74	J. Hurst	SS	33	W. Hill III		
FB	44	K. Juszczyk	FS	23	K. Lewis		
QB	2	J. Clausen	RCB	22	J. Smith		
RB	37	J. Allen	LCB	35	S. Wright		

GAME SUMMARY

	1	2	3	4	OT	TOTAL	FIELD GOALS (MADE) & MISSED
KANSAS CITY	14	10	0	10	-	34	C. Santos (53, 32)
BALTIMORE	7	7	0	0	-	14	None

TEAM	QTR	TIME	PLAY DESCRIPTION (extra point)	DRIVE	SCORE
Chiefs	1	9:13	C. West 38 yd. run (C. Santos kick)	10-89, 5:47	7-0
Ravens	1	6:30	K. Juszczyk 1 yd. pass from J. Clausen (J. Tucker kick)	6-45, 2:43	7-7
Chiefs	1	2:49	T. Branch 73 yd. fumble return (C. Santos)		14-7
Chiefs	2	14:56	J. Maclin 13 yd. pass from A. Smith	3-24, 1:21	21-7
Chiefs	2	0:50	C. Santos 53 yd. Field Goal	8-29, 3:16	24-7
Ravens	2	0:00	K. Aiken 48 yd. pass from J. Clausen	5-72, 0:50	24-14
Chiefs	4	6:45	C. Santos 32 yd. Field Goal	14-81, 8:41	27-14
Chiefs	4	4:36	M. Peters 90 yd. interception return (C. Santos kick)		34-14

OFFICIALS – Referee: Jeff Triplette (42), Umpire: Shawn Smith (14), Head Linesman: Tony Veteri (36), Line Judge: Tom Stephan (68), Side Judge: Alex Kemp (55), Field Judge: Dyrol Prioleau (109), Back Judge: Steve Freeman (133)

TEAM STATISTICS

	CHIEFS	RAVENS
First Downs	15 (5-9-1)	19 (4-13-2)
Third Downs	5-13 (38%)	4-13 (31%)
Fourth Downs	0-0 (0%)	1-3 (33%)
Total Net Yards	277	366
Plays – Average	56-4.9	67-5.5
Net Yds Rushing	113	93
Rushes – Average	28-4.0	20-4.7
Net Yards Passing	164	273
Att. – Yds Lost – Gross Pass.	3-7-171	2-8-281
Passes Att. – Comp. – INT	25-21-0	45-26-2
Red Zone	1-2 (50%)	1-2 (50%)
Goal-to-Go	0-0 (0%)	1-1 (100%)
Punts – Avg.	5-46.4	5-43.6
Penalties – Yards	6-55	7-63
Fumbles – Lost	1-0	1-1
Time of Possession	32:19	27:41

INDIVIDUAL STATISTICS

CHIEFS											RAVENS										
RUSHING											RUSHING										
C. West	16	76	4.8	38	1	T. West	7	35	5.0	12	0										
A. Smith	4	17	4.3	8	0	J. Clausen	5	30	6.0	8	0										
K. Davis	5	14	2.8	6	0	J. Allen	4	18	4.5	9	0										
A. Wilson	1	8	8.0	8	0	S. Koch	1	7	7.0	7	0										
C. Daniel	2	-2	-1.0	-1	0	T. Magee	2	5	2.5	4	0										
Total	28	113	4.0	38	1	Total	20	93	4.7	12	0										
PASSING											PASSING										
A. Smith	25	21	171	3/7	1	29	0	108.5	J. Clausen	45	26	281	2/8	2	48	2	72.5				
Total	25	21	171	3/7	1	29	0	108.5	Total	45	26	281	2/8	2	48	2	72.5				
RECEIVING											RECEIVING										
J. Maclin	7	50	7.1	13	1	K. Aiken	8	128	16.0	48	1										
T. Kelce	6	73	12.2	29	0	M. Williams	5	31	6.2	13	0										
A. Wilson	4	27	6.8	11	0	K. Juszczyk	5	26	5.2	11	1										
J. Avant	2	12	6.0	6	0	J. Butler	3	60	20.0	41	0										
C. West	2	9	4.5	12	0	T. West	2	11	5.5	8	0										
Total	21	171	8.1	29	1	C. Givens	1	17	17.0	17	0										
INTERCEPTIONS	NO	YDS	AVG	LG	TD	C. Matthews	1	6	6.0	6	0										
M. Peters	2	93	46.5	90	1	T. Magee	1	2	2.0	2	0										
Total	2	93	46.5	90	1	Total	26	281	10.8	48	2										
SACKS											SACKS										
J. Howard 1-5, R. Parker 1-3											Z. Smith 2-4, B. Urban 1-3										
TACKLES (TOP 3)											TACKLES (TOP 3)										
D. Johnson 12 (7 solo), J. Mauga 8 (4 solo) Four players tied at 4											C. Mosley 9 (4 solo), K. Lewis 7 (5 solo), D. Smith 7 (4 solo)										



GAME 15: RAVENS 20, STEELERS 17

Baltimore (5-10) • Pittsburgh (9-6)

Sunday, December 27, 2015 • 1:02 PM ET • M&T Bank Stadium • Baltimore

Weather: 64°, Partly Cloudy, Wind SW 9 mph • Attendance: 71,261 • Time: 3:04



Starting QB Ryan Mallett, who had signed with the Ravens 12 days before, threw for a career-high 274 yards, helping Baltimore to a 20-17 victory over the Steelers. In sweeping the season series vs. Pittsburgh, the Ravens stopped a three-game Steelers' winning streak and served Pittsburgh its first December loss since 2013 (the team had won 10 straight in the month). Mallett completed 28 of 41 passes, including an 8-yard TD toss to WR Chris Matthews at the end of the Ravens' first possession of the contest. The Ravens' defense had just stepped up on the game's opening drive, stopping the Steelers on a fourth-and-1 at Baltimore's 25-yard line. Early in the second quarter, the Steelers got on the board on a 34-yard K Chris Boswell FG. Baltimore K Justin Tucker then hit back-to-back FGs (37 and 50 yards) to give the Ravens a 13-3 halftime advantage. The Steelers roared back in the third quarter, aided by two pass interference calls for 53 yards, scoring on a 1-yard RB DeAngelo Williams TD dive, making the score 13-10 entering the fourth quarter. Mallett then directed the Ravens on a quick, 5-play, 58-yard TD series that ended on RB Javorius Allen's 3-yard TD scamper for a 20-10 lead. It appeared the Ravens had put the game out of reach when CB Jimmy Smith intercepted a deflected QB Ben Roethlisberger pass and raced 101 yards for a TD. That play was called back for an offsides penalty on OLB Courtney Upshaw. Two plays later, Williams raced 2 yards around end for a Steelers' TD for the game's final score. "Big Ben" finished 24-of-34 for 215 yards with 2 INTs (ILB Daryl Smith and J. Smith), and he was sacked three times. Williams gained 100 yards on 17 carries, and WR Antonio Brown was held to 64 yards on 7 catches. WR Kamar Aiken caught 8 for 66 for the Ravens, who got 112 scrimmage yards from Allen (77 rushing and 35 receiving).

PITTSBURGH STEELERS (Head Coach: Mike Tomlin)

OFFENSE

WR	84	A. Brown
LT	78	A. Villanueva
LG	73	R. Foster
C	72	C. Wallace
RG	66	D. DeCastro
RT	77	M. Gilbert
TE	83	H. Miller
WR	88	D. Heyward-Bey
WR	10	M. Bryant
QB	7	B. Roethlisberger
RB	34	D. Williams

DEFENSE

DE	97	C. Heyward
NT	90	S. McLendon
DE	91	S. Tuitt
LOLB	48	B. Dupree
LILB	50	R. Shazier
RILB	94	L. Timmons
ROLB	95	Jar. Jones
LCB	22	W. Gay
FS	23	M. Mitchell
SS	20	W. Allen
RCB	41	A. Blake

BALTIMORE RAVENS (Head Coach: John Harbaugh)

OFFENSE

WR	11	K. Aiken
LT	72	K. Osemele
LG	66	R. Jensen
C	64	J. Urschel
RG	73	M. Yanda
RT	71	R. Wagner
TE	74	J. Hurst
TE	87	M. Williams
FB	86	K. Reuland
QB	7	R. Mallett
RB	37	J. Allen

DEFENSE

NT	98	B. Williams
DE	93	L. Guy
OLB	58	E. Dumervil
ILB	57	C. Mosley
ILB	51	D. Smith
SAM	91	C. Upshaw
DB	24	K. Arrington
FS	21	L. Webb
SS	23	K. Lewis
RCB	22	J. Smith
LCB	35	S. Wright

GAME SUMMARY

	1	2	3	4	OT	TOTAL
PITTSBURGH	0	3	7	7	-	17
BALTIMORE	7	6	0	7	-	20

FIELD GOALS (MADE) & MISSED

C. Boswell (34)
J. Tucker (37, 50)

TEAM	QTR	TIME	PLAY DESCRIPTION (extra point)	DRIVE	SCORE
Ravens	1	3:53	C. Matthews 8 yd. pass from R. Mallett (J. Tucker kick)	15-75, 7:07	0-7
Steelers	2	14:48	C. Boswell 34 yd. Field Goal	10-64, 4:05	3-7
Ravens	2	10:01	J. Tucker 37 yd. Field Goal	11-61, 4:47	3-10
Ravens	2	1:17	J. Tucker 50 yd. Field Goal	7-24, 3:21	3-13
Steelers	3	11:18	D. Williams 1 yd. run (C. Boswell kick)	6-79, 3:01	10-13
Ravens	4	10:35	J. Allen 3 yd. run (J. Tucker kick)	5-58, 2:20	10-20
Steelers	4	6:33	D. Williams 2 yd. run (C. Boswell kick)	8-80, 4:02	17-20

OFFICIALS – Referee: Craig Wrolstad (4), Umpire: Roy Ellison (81), Head Linesman: Mark Hittner (28), Line Judge: Julian Mapp (10), Side Judge: Jeff Lamberth (21), Field Judge: Rick Patterson (15), Back Judge: Lee Dyer (27)

TEAM STATISTICS

	STEELERS	RAVENS
First Downs	21 (6-11-4)	22 (6-16-0)
Third Downs	2-8 (25%)	9-18 (50%)
Fourth Downs	0-2 (0%)	0-0 (0%)
Total Net Yards	308	386
Plays – Average	57-5.4	73-5.3
Net Yds Rushing	110	121
Rushes – Average	20-5.5	31-3.9
Net Yards Passing	198	265
Att. – Yds Lost – Gross Pass.	3-22-220	1-9-274
Passes Att. – Comp. – INT	34-24-2	41-28-0
Red Zone	2-3 (67%)	2-3 (67%)
Goal-to-Go	2-2 (100%)	2-2 (100%)
Punts – Avg.	3-43.7	6-39.0
Penalties – Yards	3-25	12-121
Fumbles – Lost	2-1	0-0
Time of Possession	25:40	34:20

INDIVIDUAL STATISTICS

STEELERS

RUSHING	ATT	YDS	AVG	LG	TD
D. Williams	17	100	5.9	30	2
F. Toussaint	2	6	3.0	5	0
M. Bryant	1	4	4.0	4	0
Total	20	110	5.5	30	2

PASSING

	ATT	CMP	YDS	SK/YD	TD	LG	IN	RT
B. Roethlisberger	34	24	220	3/22	0	27	2	62.7
Total	34	24	220	3/22	0	27	2	62.7

RECEIVING

	REC	YDS	AVG	LG	TD
A. Brown	7	61	8.7	27	0
D. Williams	6	53	8.8	22	0
H. Miller	5	49	9.8	20	0
M. Wheaton	3	41	13.7	19	0
D. Heyward-Bey	1	10	10.0	10	0
M. Bryant	1	6	6.0	6	0
J. James	1	3	3.0	3	0
B. Roethlisberger	0	-3	0.0	-3	0
Total	24	220	9.2	27	0

INTERCEPTIONS

	NO	YDS	AVG	LG	TD
Total	0	0	0	0	0

SACKS

B. Boykin 1-9

TACKLES (TOP 3)

R. Shazier 13 (5 solo), B. Boykin 8 (4 solo)
L. Timmons 8 (1 solo)

RAVENS

RUSHING	ATT	YDS	AVG	LG	TD
J. Allen	17	77	4.5	14	1
T. West	14	44	3.1	15	0
Total	31	121	3.9	15	1

PASSING

	ATT	CMP	YDS	SK/YD	TD	LG	IN	RT
R. Mallett	41	28	274	1/9	1	39	0	95.0
Total	41	28	274	1/9	1	39	0	95.0

RECEIVING

	REC	YDS	AVG	LG	TD
K. Aiken	8	66	8.3	17	0
K. Juszczyk	5	55	11.0	34	0
J. Allen	5	35	7.0	10	0
J. Butler	3	38	12.7	17	0
C. Matthews	3	19	6.3	8	1
C. Givens	2	45	22.5	39	0
M. Williams	2	16	8.0	9	0
Total	28	274	9.8	39	1

INTERCEPTIONS

	NO	YDS	AVG	LG	TD
J. Smith	1	0	0.0	0	0
D. Smith	1	-1	-1.0	-1	0
Total	2	-1	-0.5	0	0

SACKS

T. Jernigan 1-8, C. Upshaw 1-8, Z. Smith 1-6

TACKLES (TOP 3)

C. Mosley 9 (6 solo), D. Smith 8 (3 solo), C. Upshaw 5 (2 solo), K. Lewis 5 (2 solo)



GAME 16: BENGALS 24, RAVENS 16

Baltimore (5-11) • Cincinnati (12-4)

Sunday, January 3, 2016 • 1:02 PM ET • Paul Brown Stadium • Cincinnati

Weather: 35°, Mostly Cloudy, Wind W 7 mph • Attendance: 57,254 • Time: 3:17



In a season marked by a franchise-high number of injured players (20 players on IR) and a record-setting amount of close games, the Ravens finished the 2015 season with a 24-16 loss at Cincinnati, the AFC North champions. The Bengals matched their franchise best with a 12-4 record, while the Ravens fell to 5-11, recording their first losing season since 2007 (also 5-11). A difficult third quarter, when the Bengals scored 14 unanswered points, was the difference in the game. Baltimore earned a 9-7 first-half lead on a trio of K Justin Tucker field goals – 28, 50 and 49 yards – all in the second quarter. Cincy's touchdown, also scored in the second quarter, came on an AJ McCarron 22-yard throw to TE Tyler Eifert. The Ravens opened the third quarter with the ball, but quickly lost it when QB Ryan Mallett threw an INT to ILB Vontaze Burfict at the Baltimore 33-yard line. Five plays later, McCarron threw his second TD pass, this one to WR A.J. Green for 5 yards and a 14-9 lead. After a Ravens' punt, the Bengals had a fourth-and-1 at Baltimore's 38 when RB Jeremy Hill split a seam and sprinted 38 yards to the end zone, giving the Bengals a 21-9 advantage. After a 52-yard Mike Nugent FG made the score 24-9, the Ravens earned the final points of the game on a Mallett-to-FB Kyle Juszczyk 2-yard TD. An onside kick by the Ravens failed with 1:47 left in the contest. While the Ravens outgained the Bengals, 341 to 292 yards, the Cincinnati defense, which led the NFL in fewest points allowed, stayed stingy once again. Remarkably, Baltimore's defense held the Bengals to 0-for-9 on third downs, while the Ravens were proficient (12-of-20, 60%). Mallett, starting his second game after signing with the Ravens 19 days earlier, was 30-of-56 for 292 yards, including 6 each to WR Jeremy Butler, TE Maxx Williams and RB Javorius Allen. McCarron was 17-of-27 for 160, and Hill rushed 16 times for 96 yards.

BALTIMORE RAVENS (Head Coach: John Harbaugh)

OFFENSE		DEFENSE	
WR 11	K. Aiken	DT 97	T. Jernigan
LT 72	K. Osemele	NT 98	B. Williams
LG 66	R. Jensen	DE 93	L. Guy
C 64	J. Urschel	OLB 58	E. Dumervil
RG 73	M. Yanda	ILB 57	C. Mosley
RT 71	R. Wagner	ILB 51	D. Smith
TE 87	M. Williams	SAM 91	C. Upshaw
WR 13	C. Givens	FS 21	L. Webb
QB 7	R. Mallett	SS 23	K. Lewis
FB 44	K. Juszczyk	RCB 22	J. Smith
RB 37	J. Allen	LCB 35	S. Wright

CINCINNATI BENGALS (Head Coach: Marvin Lewis)

OFFENSE		DEFENSE	
WR 18	A. Green	LDE 96	C. Dunlap
LT 77	A. Whitworth	NT 94	D. Peko
LG 65	C. Boling	DT 97	G. Atkins
C 61	R. Bodine	RDE 90	M. Johnson
RG 68	K. Zeitler	SLB 50	A. Hawk
RT 71	A. Smith	MLB 57	V. Rey
TE 85	T. Eifert	WLB 55	V. Burgivy
TE 81	T. Kroft	LCB 27	D. Kirkpatrick
WR 82	M. Jones	RCB 24	A. Jones
QB 5	A. McCarron	SS 43	G. Iloka
HB 32	J. Hill	FS 20	R. Nelson

GAME SUMMARY

	1	2	3	4	OT	TOTAL	FIELD GOALS (MADE) & MISSED
BALTIMORE	0	9	0	7	-	16	J. Tucker (28, 50, 49)
CINCINNATI	0	7	14	3	-	24	M. Nugent (52)

TEAM	QTR	TIME	PLAY DESCRIPTION (extra point)	DRIVE	SCORE
Ravens	2	12:56	J. Tucker 28 yd. Field Goal	7-38, 2:14	3-0
Ravens	2	4:55	J. Tucker 50 yd. Field Goal	10-33, 4:24	6-0
Bengals	2	1:49	T. Eifert 22 yd. pass from A. McCarron (M. Nugent kick)	8-81, 3:06	6-7
Ravens	2	0:00	J. Tucker 49 yd. Field Goal	10-55, 1:49	9-7
Bengals	3	11:22	A. Green 5 yd. pass from A. McCarron (M. Nugent kick)	5-33, 2:34	9-14
Bengals	3	6:55	J. Hill 38 yd. run (M. Nugent kick)	6-62, 2:12	9-21
Bengals	4	4:06	M. Nugent 52 yd. Field Goal	8-21, 4:27	9-24
Ravens	4	1:47	K. Juszczyk 2 yd. pass from R. Mallett (J. Tucker kick)	8-75, 2:19	16-24

OFFICIALS – Referee: Carl Cheffers (51), Umpire: Undrey Wash (96), Head Linesman: Kent Payne (79), Line Judge: Tim Podraza (47), Side Judge: Scott Novak (1), Field Judge: Brad Freeman (88), Back Judge: Terrence Miles (111)

TEAM STATISTICS

	RAVENS	BENGALS
First Downs	22 (2-18-2)	17 (5-11-1)
Third Downs	12-20 (60%)	0-9 (0%)
Fourth Downs	0-2 (0%)	1-1 (100%)
Total Net Yards	341	292
Plays – Average	78-4.4	57-5.1
Net Yds Rushing	59	145
Rushes – Average	21-2.8	27-5.4
Net Yards Passing	282	147
Att. – Yds Lost – Gross Pass.	1-10-292	3-13-160
Passes Att. – Comp. – INT	56-30-2	27-17-0
Red Zone	1-2 (50%)	1-2 (50%)
Goal-to-Go	1-1 (100%)	1-1 (100%)
Punts – Avg.	4-42.5	7-43.3
Penalties – Yards	4-38	11-72
Fumbles – Lost	0-0	1-0
Time of Possession	29:16	30:44

INDIVIDUAL STATISTICS

RAVENS													BENGALS												
RUSHING													RUSHING												
J. Allen	ATT	YDS	AVG	LG	TD	J. Hill	ATT	YDS	AVG	LG	TD														
T. West	5	17	3.4	7	0	G. Bernard	6	36	6.0	15	0														
R. Mallett	1	4	4.0	4	0	M. Sanu	2	11	5.5	10	0														
Total	21	59	2.8	14	0	A. McCarron	3	2	0.7	2	0														
PASSING													PASSING												
R. Mallett	ATT	CMP	YDS	SK/YD	TD	LG	IN	RT	A. McCarron	ATT	CMP	YDS	SK/YD	TD	LG	IN	RT								
Total	56	30	292	1/10	1	21	2	59.5	Total	27	17	160	3/13	2	23	0	103.9								
RECEIVING													RECEIVING												
J. Butler	REC	YDS	AVG	LG	TD	M. Jones	REC	YDS	AVG	LG	TD														
M. Williams	6	57	9.5	17	0	T. Eifert	4	51	12.8	23	1														
J. Allen	6	32	5.3	13	0	A. Green	4	34	8.5	12	1														
K. Aiken	5	76	15.2	20	0	J. Hill	2	19	9.5	13	0														
C. Matthews	4	51	12.8	21	0	G. Bernard	1	12	12.0	12	0														
K. Juszczyk	2	18	9.0	16	1	M. Sanu	1	6	6.0	6	0														
T. West	1	5	5.0	5	0	Total	17	160	9.4	23	2														
Total	30	292	9.7	21	1	INTERCEPTIONS																			
INTERCEPTIONS													INTERCEPTIONS												
None	NO	YDS	AVG	LG	TD	R. Mauluga	NO	YDS	AVG	LG	TD														
Total	0	0	0	0	0	V. Burfict	1	0	0.0	0	0														
SACKS													SACKS												
L. Guy 1.5-4.5, C. Mosley 1-7, Z. Smith .5-1.5	G. Atkins 1-10																								
TACKLES (TOP 3)													TACKLES (TOP 3)												
C. Mosley 12 (4 solo), T. Jernigan 6 (3 solo), L. Guy 5 (3 solo)	V. Burfict 12 (8 solo), R. Nelson 10 (6 solo), R. Mauluga 6 (3 solo)																								

2015 NFL RANKINGS

	OFFENSE			DEFENSE		
	TOTAL	RUSH	PASS	TOTAL	RUSH	PASS
Arizona Cardinals	*1	8	2	5	6	8
Atlanta Falcons	7	18	6	16	14	18
BALTIMORE RAVENS	14	26	8	8	12	10
Buffalo Bills	13	*1	28	19	16	19
Carolina Panthers	11	2	24	6	4	11
Chicago Bears	21	11	23	14	22T	4
Cincinnati Bengals	15	13	15	11	7	20
Cleveland Browns	25	22	21	27	30	22
Dallas Cowboys	22	9	27	17	22T	5
Denver Broncos	16	17	14	*1	3	*1
Detroit Lions	20	32	9	18	19	15
Green Bay Packers	23	12	25T	15	21	6
Houston Texans	19	15	18	3	10	3
Indianapolis Colts	28	29	22	26	25	24
Jacksonville Jaguars	18	27	10	24	15	29
Kansas City Chiefs	27	6	30	7	8	9
Miami Dolphins	26	23	19	25	28	21
Minnesota Vikings	29	4	31	13	17	12
New England Patriots	6	30	5	9	9	17
New Orleans Saints	2	24	*1	31	31	31
New York Giants	8	19	7	32	24	32
New York Jets	10	10	13	4	2	13
Oakland Raiders	24	28	16	22	13	26
Philadelphia Eagles	12	14	12	30	32	28
Pittsburgh Steelers	3	16	3	21	5	30
St. Louis Rams	32	7	32	23	20	23
San Diego Chargers	9	31	4	20	27	14
San Francisco 49ers	31	21	29	29	29	27
Seattle Seahawks	4	3	20	2	*1	2
Tampa Bay Buccaneers	5	5	17	10	11	16
Tennessee Titans	30	25	25T	12	18	7
Washington Redskins	17	20	11	28	26	25

*NFL leader



RAVENS TOP 2015 PLAYER RANKINGS

Player	Category	No.	AFC Rank	NFL Rank	Player	Category	No.	AFC Rank	NFL Rank
Courtney Upshaw	Fumble Recoveries	3	2t	2t	Sam Koch	Net Punting Average	42.9	1	2
C.J. Mosley	Total Tackles	116	10t	14t	Sam Koch	Gross Punting Average	46.7	6	9
Daryl Smith	Total Tackles	121	7	10	Sam Koch	Longest Punt	67	6t	10t
Justin Tucker	KO Touchbacks	63	3	4	Sam Koch	Punts Inside 20	29	6	9t
Justin Tucker	KO Touchback Percent	86.3	2	2	Sam Koch	Opp. Punt Return Average	5.0	1	2
Justin Tucker	Field Goals Made	33	1t	2t	Kaelin Clay	Longest Punt Return	82t	2t	3t
Justin Tucker	Leading Scorers (Ks)	128	3	7	Kaelin Clay	Punt Return Average	10.6	3	4

2015 NFL STANDINGS

AMERICAN FOOTBALL CONFERENCE

NORTH						EAST							
W	L	T	PCT.	PF	PA	W	L	T	PCT.	PF	PA		
z-Cincinnati Bengals	12	4	0	.750	419	279	z-New England Patriots	12	4	0	.750	465	315
y-Pittsburgh Steelers	10	6	0	.625	423	319	New York Jets	10	6	0	.625	387	314
Baltimore Ravens	5	11	0	.313	328	401	Buffalo Bills	8	8	0	.500	379	359
Cleveland	3	13	0	.188	278	432	Miami Dolphins	6	10	0	.375	310	389



SOUTH						WEST							
W	L	T	PCT.	PF	PA	W	L	T	PCT.	PF	PA		
z-Houston Texans	9	7	0	.563	339	313	*-Denver Broncos	12	4	0	.750	355	296
Indianapolis Colts	8	8	0	.500	333	408	y-Kansas City Chiefs	11	5	0	.688	405	287
Jacksonville Jaguars	5	11	0	.313	376	448	Oakland Raiders	7	9	0	.438	359	399
Tennessee Titans	3	13	0	.188	299	423	San Diego Chargers	4	12	0	.250	320	398

NATIONAL FOOTBALL CONFERENCE

NORTH						EAST							
W	L	T	PCT.	PF	PA	W	L	T	PCT.	PF	PA		
z-Minnesota Vikings	11	5	0	.688	365	302	z-Washington Redskins	9	7	0	.563	388	379
y-Green Bay Packers	10	6	0	.625	368	323	Philadelphia Eagles	7	9	0	.438	377	430
Detroit Lions	7	9	0	.438	358	400	New York Giants	6	10	0	.375	420	442
Chicago Bears	6	10	0	.375	335	397	Dallas Cowboys	4	12	0	.250	275	374



SOUTH						WEST							
W	L	T	PCT.	PF	PA	W	L	T	PCT.	PF	PA		
*-Carolina Panthers	15	1	0	.938	500	308	z-Arizona Cardinals	13	3	0	.813	489	313
Atlanta Falcons	8	8	0	.500	339	345	y-Seattle Seahawks	10	6	0	.625	423	277
New Orleans Saints	7	9	0	.438	408	476	St. Louis Rams	7	9	0	.438	280	330
Tampa Bay Buccaneers	6	10	0	.375	342	417	San Francisco 49ers	5	11	0	.313	238	387

z-Clinched division y-Wild Card

*-Clinched division & homefield advantage

2015 NFL POSTSEASON

AFC

Wild Card Playoff Games

Kansas City (30) at Houston (26)
Pittsburgh (18) at Cincinnati (16)

Divisional Playoff Games

Kansas City (20) at New England (27)
Pittsburgh (16) at Denver (23)

Championship Game

New England (18) at Denver (20)

NFC

Wild Card Playoff Games

Seattle (10) at Minnesota (9)
Green Bay (35) at Washington (18)

Divisional Playoff Games

Seattle (24) at Carolina (31)
Green Bay (20) at Arizona (26)

Championship Game

Arizona (15) at Carolina (49)



Super Bowl 50 at Levi's Stadium • Santa Clara, California

Denver (AFC) 24, Carolina (NFC) 10

NFL Pro Bowl at Aloha Stadium • Honolulu, Hawaii

Team Irvin 49, Team Rice 27



Joe Flacco

Steve Bisciotti





An emotionally-charged and thrilling six weeks kicked off the Baltimore Ravens' 2012 campaign. Despite playing their first four games in an 18-day span, the Ravens produced a 5-1 record, marking the best start ever under John Harbaugh. Highlighted by a season-opening victory on Monday Night Football against division foe Cincinnati and an exhilarating, last-second

triumph over AFC rival New England, the Ravens immediately demonstrated the type of heart and resolve that would allow them to conquer anything in an NFL season.

Climbing to 9-2, Baltimore tied (2006) the best record to begin a season in franchise history. Following their bye week, the battle-tested Ravens won four-straight games – three of which occurred in hostile road clashes. Though a rash of injuries to key contributors left them shorthanded, the Ravens remained relentless and emerged victorious in hard-fought contests at Cleveland and Pittsburgh. Baltimore's grit was never more on display than in Week 12 at San Diego, when Ray Rice converted a fourth-and-29 catch – later voted "NFL Play of the Year" – to send the game into overtime and help capture the comeback win.

While able to secure the AFC North Title with a decisive victory over the New York Giants in Week 16, the Ravens closed out the regular season by dropping four of their last five games. This stretch included three-consecutive

defeats – two by three points – to begin December, all against emerging playoff contenders. Many outsiders perceived the run of losses to be Baltimore's late-season demise, but the Ravens felt otherwise. As each wintry week passed, the team's resilient chemistry never faded, nor did its genuine belief that the best was yet to come.

On NFL Wild Card weekend, before a sellout M&T Bank Stadium crowd that celebrated and saluted Ray Lewis in his final home game, Baltimore pummeled the Colts, 24-9, kick-starting an incredible playoff run. Holding Indy without a touchdown, the Ravens' defense was led by Lewis, who returned to action for the first time since tearing his triceps in Week 6.

"I think we're all appreciative, grateful for the opportunity to be here and to witness this historic moment in sports," head coach John Harbaugh said after the win. "And, it wasn't just about one guy [Lewis]. Nobody understands it more than the one guy we're talking about. It was about a team. It was about a city, a fan base, a great sport, about a great career."

Fresh off an emotional victory over Indianapolis, Baltimore traveled to No. 1 seed Denver for a Divisional Playoff bout. Riding an 11-game win streak, the heavily-favored Broncos had beaten the Ravens, 34-17, in Charm City four weeks prior.

But despite its underdog status, Baltimore approached the game with the brazen attitude of a champion. It was a boldness reinforced by strength gained while facing adversity throughout the season. It was also a resiliency the team had developed and a brotherhood that leaders such as Harbaugh, Lewis, Terrell Suggs, Joe Flacco and Rice had cultivated from Day One.



LB Ray Lewis emerges from the M&T Bank Stadium tunnel for the final home intro of his career prior to the Wild Card win over Indianapolis (1/6/13).



WR Jacoby Jones secures QB Joe Flacco's deep pass, connecting for a 70-yard TD to send the Divisional Playoff at Denver (1/12/13) into overtime.



As part of 21 unanswered points by Baltimore, WR Anquan Boldin scores a fourth-quarter TD in the 28-13 AFC Championship victory at New England (1/20/13).

In what became the fourth-longest game (4:11) in NFL history, the Ravens outlasted the Broncos, 38-35, in double OT, producing an electrifying victory-turned instant classic.

Facing third-and-three with 31 seconds remaining in regulation, Flacco found Jacoby Jones, who had blazed past defenders down the right sideline, to manufacture an improbable 70-yard touchdown bomb. The crowd-silencing connection cut the deficit to 1, with Justin Tucker then quickly tying the game at 35 to force overtime. Near the end of the extra period, Corey Graham intercepted Peyton Manning, ultimately setting up a 47-yard game-winning field goal by Tucker in double OT and sealing the Ravens' 38-35 win.

"Thanks for bearing witness to one of the greatest football games you're ever going to see," stated Harbaugh after the victory, which sent Baltimore to the AFC Championship for a second-straight season and third time in five years. "That football game did the game of football proud."

Next up was an AFC Title bout with the No. 2 seed Patriots, who just 12 months prior had knocked out Baltimore in the exact same setting. Though the Ravens' hearts were battered following the 2011 playoff loss, the defeat served as an influential lesson and a unifying force. It was an outcome that simultaneously marked the bitter end of a poignant journey, but also some inspiration for a determined 2012 Ravens team.

All season long, as they grinded away for a chance to finish what they had started the year before, the Ravens got what they wanted. And this time, they didn't disappoint.

The Patriots, who owned the NFL's No. 1-ranked and highest-scoring offense, were shut out in the second half by a dominant Ravens' "D" that found ways to constantly frazzle Tom Brady and pummel his normally-potent attack. In defeating New England, 28-13, Baltimore clinched a berth in Super Bowl XLVII, seizing the franchise's second conference title.

"Congratulations to our players, to our coaches," Harbaugh said. "[Tonight] was about a football team playing really good football in one of the biggest moments that football has to offer, and that's what I am so proud of as a football coach."

On Feb. 3, 2013, the AFC Champion Ravens battled the NFC Champion 49ers in Super Bowl XLVII. It was the first time in NFL history that two brothers, John and Jim Harbaugh, faced each other as head coaches in a championship game.

"We've seen it all this year," Harbaugh stated before the game. "We've had injuries; we've had adversity; we've had exhilaration; we've had great moments. That's what a season is made of. The team that navigates all these things the best, in the end, will be the one true champion."

And in the end, no team navigated its voyage better than the 2012 Ravens. In what would become a timeless NFL masterpiece – one bursting with drama at every turn – Baltimore defeated San Francisco, 34-31, becoming the NFL's one true champion.

After taking an early 28-6 lead, the Ravens produced a valiant goal-line stand to clinch their second Super Bowl title. Overcoming a feverish 49ers' second-half comeback and a bizarre 34-minute power outage in the third quarter, Baltimore started fast and finished strong, all while entertaining millions of spectators around the globe.

Spurred by Flacco, who was named the game's MVP after completing 22 of 33 passes for 287 yards and three touchdowns, the Ravens capped a remarkable journey – one that will forever live in football lore.


"We've got a lot of resolve. That's why we won the game," stated Harbaugh, who with the victory set an NFL record for most playoff wins (nine) in a head coach's first five seasons. "It wasn't perfect, it wasn't pretty, but it was us."



John Harbaugh hoists the Lombardi Trophy following the Ravens' thrilling 34-31 victory over San Francisco in Super Bowl XLVII (2/3/13).



SUPER BOWL XXXV CHAMPIONS



The young and brash Baltimore Ravens began the 2000 NFL season talking playoffs and ending the year as World Champions, thanks to one of the most dominant defenses in pro football history.

The Ravens' Super Journey began with an ominous regular season schedule that included five road games in seven weeks. In the middle of it all was a five-game streak without a touchdown.

Thankfully, the drought never divided the team.

The race toward the Lombardi Trophy was not without its hurdles: Ray Lewis rebounded from a trying offseason; Trent Dilfer, now a Raven, returned to Tampa Bay for the Super Bowl; an emotional Jermaine Lewis dedicated a superb performance to the memory of his stillborn son. Still, the team rallied the season, and it made the hard-fought victory that much sweeter.

The journey was about the coming of age for talented young players like Jamal Lewis, Chris McAlister and Duane Starks. It also belonged to tough veterans like Rod Woodson, Ray Lewis, Rob Burnett, Shannon Sharpe, Matt Stover, Michael McCrary and Jonathan Ogden.

And the journey also belonged to the fans of Baltimore. The fans numbered in the thousands at the downtown sendoff at Harbor Place. Banners and promises hung in the air, and none would be broken.

While the hometown fans would celebrate with seven-straight days of purple pride, the team took off for Tampa for a week of preparation before the ultimate contest. On Sunday, Jan. 28, 2001, the Ravens kept their promise and defeated the New York Giants, 34-7.


Ray Lewis earned Super Bowl XXXV MVP honors, as well as Defensive Player of the Year. The Ravens tied a Super Bowl record with four INTs, and they were only the third team in NFL history to not commit a turnover in a Super Bowl. Most exciting new record? Perhaps three successive scores on three seesaw plays. The back-to-back kickoff returns for TDs were yet another new record.

Following the game, owner Art Modell lifted the Lombardi Trophy in the air and said: "To the people of Baltimore City, Baltimore County and the State of Maryland, this belongs to you. From the bottom of my heart, thank you."

When the Ravens flew home on that beautiful, blue-sky Monday after the Super Bowl, they heard about the parade scheduled in their honor for the next day. The icy downpour that Tuesday phased no one. Hundreds of thousands of fans ignored the rain and cold and waited for their heroes to ride by on Baltimore's crowded city streets.

Later, the entire organization was invited to the White House in June to meet President George W. Bush.

Francine Lubera and Kevin Byrne of the Ravens' public relations office chronicled the run to the Super Bowl in the book "Super Journey: Diary of the Ravens World Championship Season" (above left), published in July of 2001.



BALTIMORE FOOTBALL HISTORY

COLTS HISTORY

12/28/46 - Baltimore was awarded the bankrupt Miami Seahawks franchise of the All-America Football Conference. Re-named Colts via a fan contest.

12/8/49 - AAFC/NFL reached merger agreement. Colts entered the NFL for 1950 season.

12/19/50 - Colts finished 1-11 in their first NFL season with a 15-14 loss to the New York Yanks at Yankee Stadium. The Yanks later became the Baltimore Colts.

1/18/51 - Franchise withdrew from league and received \$50,000 for players by the NFL.

1951-52 - No Colts team existed.

12/3/52 - Commissioner Bert Bell challenged Baltimore to sell 15,000 tickets in six weeks to re-enter NFL. The ticket drive reached its quota in four weeks, three days.

10/1/53 - Carroll Rosenbloom headed an ownership group and Baltimore was awarded the Dallas Texans' franchise.

12/28/58 - Colts defeated NYG, 23-17, at Yankee Stadium for World Championship. That game sparked the emergence of the NFL as a televised sports giant.

12/27/59 - The Colts won their second-straight World Championship over Giants, in Baltimore, 31-16.

1/8/63 - Don Shula replaced Weeb Ewbank as head coach.

12/27/64 - Browns beat Colts, 27-0, in Cleveland for NFL title. Art Modell wins first title.

6/8/66 - NFL and AFL announced plans to merge in 1970. Colts, Browns and Steelers later joined AFC in NFL's realignment.

1/12/69 - Jets defeated Colts, 16-7, in Super Bowl III at Orange Bowl after Joe Namath guaranteed a New York victory.

3/3/70 - Don Shula resigned to become head coach of Miami Dolphins.

1/17/71 - Jim O'Brien kicked a 32-yard FG with five seconds left as Colts won Super Bowl V vs. Dallas, 16-13, in first AFC-NFC Super Bowl.

7/26/72 - Robert Irsay traded the L.A. Rams to Carroll Rosenbloom for the Colts.

1/15/75 - Ted Marchibroda named head coach.

4/26/83 - Colts selected John Elway with No. 1 pick in NFL draft, but traded him to Denver for T Chris Hinton, QB Mark Herrmann and Denver's top pick in 1984.

12/18/83 - In the last NFL regular season game in Memorial Stadium (until 1996), the Colts beat the Oilers, 20-10. TE Pat Beach scored the last TD on 12-yard pass from QB Mike Pagel.

3/28/84 - Colts franchise relocated to Indianapolis.

RAVENS HISTORY

1995

11/6 - Cleveland Browns announced intention to move to Baltimore for 1996 season.

1996

2/9 - NFL approved franchise move.

2/15 - Ted Marchibroda was named the Ravens' first head coach 21 years and one month to the day he was hired by the Baltimore Colts in 1975.

3/29 - Baltimore's NFL franchise was officially named "Ravens" after a *Baltimore Sun* telephone poll received a record number of calls supporting the name.

4/1 - The Ravens opened their first Owings Mills training facility with start of offseason program.

6/5 - The new Ravens' logo, colors and uniforms were unveiled in a fashion show at Harborplace in downtown Baltimore.

6/14 - Ravens sold over 50,000 season tickets in 14 days.

9/1 - The Ravens' first-ever regular season game was played before 64,124 fans at Memorial Stadium, the largest crowd in Baltimore professional sports history. QB Vinny Testaverde scored the first TD on a 9-yard run to propel the Ravens to a 19-14 win over the Raiders.

12/22 - The Ravens concluded their inaugural season with a 4-12 record following a 24-21 loss to the Houston Oilers. The Ravens were 4-4 at home, and 0-8 on the road. The team sold out all 10 home games, including the two preseason games. Baltimore held a second-half lead in 10 of its 11 final games, but won only two. QB Vinny Testaverde was voted to the Pro Bowl after throwing for 4,177 yards and 33 TDs. WRs Michael Jackson and Derrick Alexander both eclipsed the 1,000-yard receiving mark and combined for 23 TDs.

1997

3/18 - The Ravens and Western Maryland College (now McDaniel College) entered into a five-year agreement to hold training camp at the Westminster, MD, campus.

12/14 - Baltimore defeated Tennessee, 21-19, in the final game at Memorial Stadium. Of the 16 regular season games played by the Ravens at Memorial Stadium, 13 were televised and all were sold out.

12/21 - Baltimore dropped a 16-14 game at Cincinnati to finish the season 6-9-1. T Jonathan Ogden was named consensus All-Pro and voted as a starter to the Pro Bowl. LB Ray Lewis led the NFL in tackles with 210 and was voted first alternate to the Pro Bowl, then selected as a "needs" player by coach Bill Cowher.

1998

2/14 - The Ravens traded for QB Jim Harbaugh (from Ind.), the first of several key offseason acquisitions, including RB Errict Rhett (2/17), FB Roosevelt Potts (2/24) and CB Rod Woodson (2/25).

RAVENS HISTORY

9/5 - The new NFL Stadium at Camden Yards (later named PSINet Stadium) was the backdrop for an opening gala that included fireworks, a Stevie Wonder/Baltimore Symphony Orchestra concert and a spectacular laser show.

9/6 - The Ravens opened their new NFL Stadium in downtown Baltimore before a host of dignitaries, a packed house and the Steelers. The Ravens lost, 20-13.

12/28 - After a 6-10 finish, the Ravens did not renew Ted Marchibroda's contract. Six Ravens represented the AFC in the Pro Bowl: LB Peter Boulware, WR/RS Jermaine Lewis, LB Ray Lewis, DE Michael McCrary, T Jonathan Ogden and S Bennie Thompson (special teamer).

1999

1/19 - Brian Billick became the second head coach in Ravens history when he accepted a six-year contract from owner Art Modell. Billick, the highly successful offensive coordinator for Minnesota, directed a Vikings' attack that set a variety of NFL and team records, including the league's single-season scoring mark of 556 points in 1998.

1/26 - PSINet Inc., the first and largest independent commercial Internet provider, announced a 20-year partnership to develop a global network for the Ravens. With the agreement, the new facility was named PSINet Stadium.

1/30 - Ravens executive vice president of player personnel Ozzie Newsome was selected for induction into the Pro Football Hall of Fame, along with Lawrence Taylor, Eric Dickerson, Tom Mack and Billy Shaw. Newsome was the NFL's all-time leading tight end in pass receptions until Shannon Sharpe eclipsed the record in 2001.

9/12 - Brian Billick's debut as head coach was spoiled in the season opener, as St. Louis defeated the Ravens, 27-10, in the TransWorld Dome. QB Kurt Warner had his first NFL start.

12/26 - The Ravens recorded their first-ever shutout, a 22-0 win over Cincinnati. The victory completed a perfect December and gave the Ravens a franchise-high eight victories. Five players (LB Peter Boulware, LB Ray Lewis, DE Michael McCrary, T Jonathan Ogden and S Rod Woodson) were named to the Pro Bowl. The Ravens' defense finished second in the NFL, and in the team's 6-3 finish, Baltimore outscored opponents, 324-277.

2000

2/22 - The Ravens signed seven-time Pro Bowl TE Shannon Sharpe, an unrestricted free agent who had starred for 10 years with the Denver Broncos. Sharpe caught 552 passes for 6,983 yards and 44 TDs for Denver.

3/27 - NFL owners approved the sale of 49% of the Ravens to Anne Arundel County (MD) business executive Steve Bisciotti. In it, Bisciotti had an option to purchase the remaining 51% for \$325 million in 2004.

SEPT. - The Ravens opened the 2000 season with a 16-0 win at Pittsburgh in their last visit to Three Rivers Stadium on 9/3. They won three of their first four games, including a dramatic

39-36 win over Jacksonville (their first win over the Jaguars) and a 37-0 shutout over Cincinnati.

OCT. - Baltimore finished October at 2-3, and did not score a TD during the month. Trent Dilfer replaced Tony Banks at QB on 10/29 vs Pittsburgh.

NOV./DEC. - Baltimore won its final seven regular season games by a combined score of 193-63. On 11/26, Earnest Byner was the first inductee to the Ravens' Ring of Honor (Ravens won 44-7 vs. Cleveland). On 12/10, Art Modell was honored in pre-game ceremonies for his 40 years of ownership. That day, the Ravens earned their first playoff berth, defeating San Diego, 24-3.


12/24 - The Ravens' defense set a 16-game record by allowing only 165 total points. Baltimore also set an NFL record by allowing only 970 yards rushing. The Ravens finished 12-4 after beating the New York Jets, 34-20, on Christmas Eve. Rookie RB Jamal Lewis rushed for a team-record 1,364 yards in 2000.

12/31 - The Ravens defeated the Denver Broncos, 21-3, in an AFC Wild Card Playoff Game at PSINet Stadium, the first home playoff game in Baltimore since 1977. Jamal Lewis rushed for 110 yards on 30 carries and scored twice, while the defense allowed Denver's rushing attack only 42 yards on the ground.

2001

1/2 - LB Ray Lewis won NFL Defensive Player of the Year honors from *The Associated Press*.

1/7 - The Ravens scored 14 fourth quarter points to defeat Tennessee, 24-10, at Adelphia Coliseum to advance to the AFC Championship. The go-ahead TD was a 90-yard return by Anthony Mitchell off a blocked FG; then Ray Lewis scored on a 50-yard INT return to seal the win.



LB Ray Lewis was named the 2000 NFL Defensive Player of the Year and Super Bowl XXXV MVP after the Ravens' win (34-7) over the New York Giants.

RAVENS HISTORY

1/14 - The Ravens traveled to Oakland and defeated the Raiders, 16-3, in the AFC Championship game to advance to Super Bowl XXXV. TE Shannon Sharpe scored on an NFL postseason-record 96-yard pass from Trent Dilfer. The Ravens limited the Raiders to 24 rushing yards.

1/28 - The Ravens defeated the New York Giants, 34-7, to capture their first World Championship in Super Bowl XXXV, played at Raymond James Stadium in Tampa, FL. Ray Lewis was named Super Bowl MVP and only Ron Dixon's 97-yard KOR for a TD averted a shutout against the Giants. A Super Bowl record was set when three TDs were scored in a span of 36 seconds, including Duane Starks' 49-yard INT return and Jermaine Lewis' 84-yard KOR.

1/30 - Over 200,000 people turned out on a cold, rainy day to attend the Baltimore Ravens' victory parade.

JULY/AUG. - The Ravens opened training camp as defending World Champions with the entire nation watching, as HBO's *Hard Knocks: Training Camp* with the Baltimore Ravens debuted with the Ravens as the featured team.

9/9 - The Ravens won their 12th-consecutive game and second-consecutive opener with a 17-6 win over the Chicago Bears at PSINet Stadium. On 9/11, the World Trade Center collapsed and the Pentagon was hit, following terrorist attacks.

10/21 - Matt Stover broke the NFL record for most consecutive games with a FG, snapping Fred Cox's old mark of 31, when he booted two three-pointers in a 24-14 loss to the Browns at Cleveland Browns Stadium. Stover's streak ended at 38 games with a missed FGA on 12/16 vs. Pittsburgh.

11/18 - TE Shannon Sharpe became the NFL's all-time leading pass-catching TE (surpassing Ravens executive VP and GM Ozzie Newsome's mark of 662), when Sharpe caught a 29-yard pass on the fifth play of the game vs. the Cleveland Browns. He finished the 2001 season with 692 career receptions for 8,604 yards, both then-all-time NFL highs for a TE.

12/2 - S Rod Woodson set an NFL record by returning a Peyton Manning INT 47 yards for a TD, his 10th career TD on an INT return, in a 39-27 win over Indy. Woodson's TD snapped a tie with Ken Houston (nine career INT-TDs).

12/23 - RB Corey Dillon of the Bengals rushed for 127 yards, snapping the Ravens' streak of 50 games (including playoffs) of not allowing a 100-yard rusher, the longest streak since the 1989-1992 Eagles had a 53-game streak. The Ravens scored their third consecutive home shutout over the Bengals (16-0), the first time in 24 years (1975-77, Oakland over San Diego) that a team had three straight home shutouts over the same opponent.

2002

1/2 - Six Ravens from the 2001 season were selected to play in the Pro Bowl, tying the team mark set in 1998. Selected were LB Ray Lewis, T Jonathan Ogden, DT Sam Adams, RS Jermaine Lewis, TE Shannon Sharpe and S Rod Woodson.

1/7 - The Ravens played a postponed regular season game

against Minnesota at Ravens Stadium and defeated the Vikings, 19-3, allowing Baltimore to advance to the playoffs. The game had been scheduled for Monday, 9/17, but was re-scheduled because of the 9/11 terrorist attacks on the United States. The victory gave the Ravens a 10-6 record and clinched a Wild Card spot as the AFC's fifth seed. LB Peter Boulware set a team record with four sacks vs. the Vikings to finish as the AFC's leading sacker with 15.

1/13 - The Baltimore Ravens traveled to Miami and defeated the Dolphins, 20-3, in an AFC Wild Card Playoff game. Baltimore set a playoff team record with 226 rushing yards on 50 carries. The Ravens became the first team in NFL history to win its first five playoff games. Only Joe Gibbs, who won his first six playoff games, surpassed Brian Billick's mark of five (tied with Tom Flores).

1/20 - After five-consecutive playoff wins (including the Super Bowl run in 2000), the Ravens were stopped at Heinz Field with a 27-10 loss to the Pittsburgh Steelers in the AFC Divisional Playoff game. The Steelers jumped to a 20-0 first-half lead and stifled Baltimore's offense. Baltimore's only TD came when RS Jermaine Lewis set a-then NFL playoff record with an 88-yard punt return for a score in the third quarter.

5/15 - The Ravens and McDaniel College (formerly Western Maryland College) announced a three-year contract extension to keep Ravens training camp in Westminster, MD, through the 2004 season.

9/8 - With the youngest team in NFL history (19 first-year players), the Ravens dropped their first two games at Carolina (10-7) and at home (9/15) vs. the Buccaneers (25-0). A moving tribute was paid to Hall of Fame QB Johnny Unitas prior to the game, and QB Chris Redman, a close friend and admirer, wore black hightops in honor of his hero. Johnny Unitas passed away on 9/11.

9/30 - CB Chris McAlister ran into the NFL record books against Denver. With one second remaining in the first half, Broncos K Jason Elam's FGA was short. McAlister caught it in the end zone and returned it 107 yards for a TD – the then-longest play of any kind in league history. The previous record was 106 yards (3 KORs), last accomplished by Roy Green in 1979. Baltimore won 34-23. S Ed Reed blocked the first punt in Ravens history, leading to the Ravens' second TD of the second quarter against the Broncos.

10/20 - QB Johnny Unitas and seven of his Hall of Fame Colts teammates were enshrined into the Ring of Honor at Ravens Stadium in front of a sellout crowd of 69,173 fans. Enshrined with Unitas were: WR Raymond Berry, RB Lenny Moore, DT Art Donovan, DE Gino Marchetti, TE John Mackey, OT Jim Parker and LB Ted Hendricks. A bronze statue of Unitas' likeness was sculpted by local Baltimore artist Frederick Kail and dedicated at Gate A, newly-named Unitas Plaza. In a joint effort, the Baltimore Ravens, Art Modell, the Steve Bisciotti family, and others commissioned the project.

12/29 - The Ravens lost their final game of the season at Pittsburgh (34-31) in a heart-breaking nailbiter. Hopes of a

RAVENS HISTORY

playoff berth ended, as the Ravens finished with a 7-9 record. Three Ravens players traveled to Hawaii for the Pro Bowl, including T Jonathan Ogden, LB Peter Boulware and first-timer TE Todd Heap.

2003

JAN./FEB. - Ozzie Newsome was named the NFL's first minority general manager. The executive VP and GM promoted three members of his staff: Phil Savage, player personnel director; George Kokinis, pro personnel director; and Eric DeCosta, college scouting director. Former Bears Hall of Fame LB Mike Singletary launched his coaching career when he was hired by the Ravens as the team's LBs coach. Art Modell entered his 43rd (and final) year in the NFL as a franchise owner.

5/6 - Ravens Stadium was re-named M&T Bank Stadium in a press conference held at the stadium. The 15-year, \$75 million agreement included naming rights, as well as, jointly administered community-based programs. The then-147-year-old M&T Bank was headquartered in Buffalo, NY.

9/2 - The average age of the Ravens was only 25.8 years at roster cutdown. Baltimore had 11 first- and second-year players on the roster; seven rookies and 11 second-year veterans. The average years of experience was just four. The Ravens were the third-youngest team in the NFL (Cleveland, 24.8 and Chicago, 25.3).

9/14 - Baltimore rolled over the Cleveland Browns, 33-13, at M&T Bank Stadium. In that home opener, RB Jamal Lewis broke a then-NFL record with 295 yards rushing on 30 carries and 2 TDs. In the game at Cleveland (12/21), Lewis rushed for 205 yards, setting the NFL mark for rushing yards in a season versus the same team – 500 yards.

12/18 - A team-record eight players were voted to the Pro Bowl (most in NFL, tied with the Chiefs): LB Ray Lewis, S Ed Reed, LB Peter Boulware, T Jonathan Ogden, TE Todd Heap, RB Jamal Lewis, CB Chris McAlister and LB/Special Teamer Adalious Thomas.

12/28 - Art Modell was inducted into the Ring of Honor at M&T Bank Stadium in the final game of the season, a 13-10 OT win over Pittsburgh. Baltimore finished 10-6, winning its first-ever AFC North Division title.

12/31 - RB Jamal Lewis and LB Ray Lewis were named *The Associated Press* NFL Offensive and Defensive Players of the Year, respectively, while LB Terrell Suggs was named AP NFL Defensive Rookie of the Year.

2004

1/3 - The Ravens lost, 20-17, to the Titans in the AFC Wild Card game at M&T Bank Stadium on Gary Anderson's game-winning kick (46-yard FG), with 29 seconds remaining.

2/4 - Jim Fassel, former head coach of the NY Giants, was named senior consultant/offense for the Baltimore Ravens. It marked the first time two Super Bowl head coaches (Brian Billick the other) were on the same staff.

4/9 - The NFL approved Ravens new owner Steve Bisciotti's purchase of the club.



The NFL approved new owner Steve Bisciotti's purchase of the Baltimore Ravens in April 2004.

4/13 - The Ravens and McDaniel College extended their partnership six years to keep training camp in Westminster through 2010. The deal included installation of Sportexe Momentum Turf on the college's main athletic field with both parties sharing costs.

10/4 - Former Ravens Pro Bowl DE Michael McCrary, who retired in 2002, was inducted into the Smyth Jewelers Ring of Honor at halftime of the Ravens' Monday Night ABC contest vs. KC. The Chiefs won, 27-24.

10/15 - Ravens moved into their new 200,000-sq.ft. training facility in Owings Mills, MD during the bye week. The new state-of-the-art headquarters is home to over 200 Ravens employees.

12/22 - Five Ravens were named to the Pro Bowl: T Jonathan Ogden (eighth), LB Ray Lewis (seventh), S Ed Reed (second), CB Chris McAlister (second) and LB Terrell Suggs (first).

2005

1/2 - Finishing the 2004 season with a 9-7 record, the Ravens fell one game short of the playoffs. Baltimore produced a 6-2 mark at M&T Bank Stadium and a 3-5 record on the road. Injuries caused regular starters to miss 53 games, including the entire season for Pro Bowl LB Peter Boulware. Other Pro Bowlers who missed considerable time included: TE Todd Heap (10), RB Jamal Lewis (four), LT Jonathan Ogden (four), and CB Deion Sanders (seven). C Mike Flynn missed the first seven games.

1/7 - S Ed Reed was named the 2004 NFL Defensive Player of the Year by the *Associated Press*, becoming the second Raven in as many years to win the award. LB Ray Lewis won the award twice (2000, 2003).

1/12 - Jim Fassel and Rex Ryan (1/20) were promoted to offensive and defensive coordinators, respectively. Clarence

RAVENS HISTORY

Brooks (formerly with Miami) replaced Rex Ryan as D-line coach. Chris Foerster (former Miami offensive coordinator) was named offensive line/assistant head coach. Rick Neuheisel was named QBs coach. Fassel's son, John, was hired as an offensive assistant.

2006

1/1 - Baltimore finished 2005 with a disappointing 6-10 record, going 6-2 at home and netting zero wins on the road. The 67 games lost to injured starters were third most in the NFL, with 10 games to Ray Lewis (thigh), six to Ed Reed (ankle) and seven to Kyle Boller (toe). Season highlights included two national games, a 48-3 win over Green Bay (12/19) and a 30-23 win against Minnesota (12/25) on Christmas night that knocked the Vikings out of the playoffs. One of the victories was a 16-13 OT win over the eventual Super Bowl Champion Steelers. T Jonathan Ogden was selected to his ninth-straight Pro Bowl appearance.

6/8 - Three-time Pro Bowler and 2003 co-MVP QB Steve McNair joined the Ravens in a trade with Tennessee in exchange for a 2007 Baltimore draft pick. McNair would go on to start at QB for the Ravens in 2006, and he became just the third player in NFL history to throw for 30,000 career passing yards and 3,500 rushing yards. He joined Hall of Famers Fran Tarkenton and Steve Young in that group.

9/10 - Baltimore shut out Tampa Bay (27-0) in the opener at Raymond James Stadium and posted a second shutout vs. Pittsburgh (also 27-0) on Nov. 26.

10/16 - Head coach Brian Billick took over coordinating the offense after the Ravens lost two in a row, falling to 4-2. Baltimore won five-straight games and four out of the last five contests on the season.

11/5 - Former LB Peter Boulware, who retired in 2006, was inducted into the Smyth Jewelers Ring of Honor at M&T Bank Stadium in an emotional halftime ceremony. In addition to family and former teammates, he was joined by Steve Bisciotti and Art Modell. Peter's younger brother Michael, a Seahawks' safety, spoke in personal terms to his brother in a pre-recorded message that was shown on the RavensVision video boards. Boulware, genuinely moved, spoke to the crowd of 69,143 Ravens fans. Baltimore defeated Cincinnati, 26-20, and carried a 6-2 record into the second half of the season.

12/22 - Three Ravens were named as starters in the Pro Bowl: T Jonathan Ogden, LB Adalius Thomas and S Ed Reed. CB Chris McAlister and LB Terrell Suggs received Pro Bowl nods as reserves. LB Ray Lewis and QB Steve McNair were named as backups, but were replaced [because of injuries] with LB Bart Scott and the Titans' QB Vince Young, respectively.

12/24 - For the first time in Ravens history, Baltimore swept AFC North rival Pittsburgh at Heinz Field, 31-7, after posting an earlier shutout on Nov. 26, 27-0, at M&T Bank Stadium. The Ravens' "D" dominated Pittsburgh in both games, sacking QB Ben Roethlisberger 14 times and intercepting him four.



In 2006, Baltimore swept the Steelers, 27-0 (M&T Bank Stadium) and 31-7 at Heinz Field, for a 58-7 point differential. LB Bart Scott posted 1.5 sacks of QB Ben Roethlisberger.

12/31 - The Ravens finished 13-3, earning the AFC North Division title and a bye week prior to the AFC Divisional Playoffs. The Ravens' No. 1-ranked defense was elite: first in points allowed (201, including just 64 [9.1 per game] in the final seven games – 26 teams allowed 300 or more points for the season); first in total defense (264.1 ypg); first in red zone (33.3% TDs allowed); fewest third downs converted (28.8%) and fewest first downs permitted (236); first in turnover margin (+17) and second in takeaways (40 to Chicago's 44); first in INTs (28, including five for TDs); and second in sacks (60 to San Diego's 61). The offense led the NFL in time of possession (32:49) and sack ratio (+43); the 17 sacks allowed was a franchise record and second in the NFL to Indy's 15.

2007

1/13 - In a Divisional Playoff game that provided great angst for Baltimore's loyal fans, the Ravens were on the wrong side of a 15-6 decision vs. Indianapolis. Not a single TD was scored in this kicking contest between Baltimore's Matt Stover and the Colts' Adam Vinatieri.

1/17 - Head coach Brian Billick signed a new four-year contract with the Ravens. Defensive coordinator Rex Ryan signed a new two-year deal with the team.

12/18 - T Jonathan Ogden was named to his 11th-straight Pro Bowl, along with LB Ray Lewis (ninth), S Ed Reed (fourth) and RB Willis McGahee (first).


12/31 - Prompted by a dismal 5-11 season in 2007, Ravens owner Steve Bisciotti, president Dick Cass and GM Ozzie Newsome held a press conference announcing the decision to relieve head coach Brian Billick and his staff of their coaching duties. Despite an injury report that would have paralyzed most teams, the Ravens never quit. In 2007, the number of games missed by starters was 77, up from just 24 in 2006. By the final gun, the Ravens had started three different QBs, including rookie Troy Smith. Baltimore had 12

RAVENS HISTORY

rookies and one first-year player on the roster, which (13) was the third-most in the NFL to close the year. Baltimore started six different rookies, tying four teams for second most in the NFL. Smith posted only one win versus the AFC North, a 27-21 nailbiter vs. Pittsburgh on 12/30.

2008

1/19 - Steve Bisciotti hired his first head coach – and just the third in Ravens history – John Harbaugh – former special teams/defensive backs coach for the Philadelphia Eagles under Andy Reid. Harbaugh's special teams ranked in the Top 10 of special teams rankings every year from 2000-06, including two first-place finishes. From 2000-06, no team had a higher overall ranking (attribution: *The Dallas Morning News*). Harbaugh was originally hired by Ray Rhodes in 1997 and was then retained by Reid.



John Harbaugh became the third head coach in franchise history in 2008.

1/23 - Cam Cameron, head coach of the Dolphins in 2007, was hired to be the Ravens' new offensive coordinator by head coach John Harbaugh.

1/28 - Rex Ryan was retained as defensive coordinator and also named the team's assistant head coach by John Harbaugh.

4/17 - QB Steve McNair retired from football after a 13-year NFL career.

6/12 - T Jonathan Ogden retired after a 12-year NFL career.

9/7 - John Harbaugh won his first game as an NFL head coach with a 17-10 victory over Cincinnati in Week 1 at M&T Bank Stadium. A pair of rookie players started the game on offense: QB Joe Flacco and RB Ray Rice.

9/14 - The Ravens' bye week was unexpectedly moved to Week 2 after Hurricane Ike ravaged Texas' Gulf Coast area and forced the postponement of Baltimore's game at Houston until Week 10. Due to this schedule change, Baltimore would play 18-consecutive games, including three in the playoffs, before the season concluded.

10/26 - Longtime Ravens T Jonathan Ogden was inducted into the Ravens' Symth Jewelers Ring of Honor during a win over Oakland just four months after his retirement from football.

12/20 - In the last NFL game to ever be played at the Cowboys'

historic Texas Stadium, the Ravens defeated Dallas, 33-24, with FB Le'Ron McClain recording the longest run in Texas Stadium history with a career-long 82-yard TD scamper.

12/28 - With a Wild Card playoff spot on the line, Baltimore closed out the regular season with a 9-2 record to earn a No. 6 seed in the postseason. The Ravens beat Jacksonville in the season finale, 27-7, to earn their fifth-ever postseason appearance. After starting the year 2-3, the Ravens rallied to end the regular season with an 11-5 record to earn second place in the AFC North and a Wild Card Playoff berth. The 11 regular season wins set an NFL record for the most by a rookie QB (Joe Flacco) and a first-year head coach (John Harbaugh) tandem. Including the playoffs, Harbaugh and Flacco ended 2008 with 13 wins, a new NFL rookie standard.

2009

1/4 - In the 27-9 Wild Card win at Miami, the Ravens' 4 INTs off Dolphins QB Chad Pennington (who threw only 7 during the regular season) tied for the most in team playoff history. S Ed Reed stole two from Pennington, returning the first pick 64 yards for a TD.

1/10 - The Ravens defeated the top-seeded Tennessee Titans at LP Field, 13-10, getting Joe Flacco his second playoff win – the most for a rookie QB in NFL history. A last-minute, 43-yard field goal by K Matt Stover gave Baltimore the win.

1/18 - In the AFC Championship, Baltimore suffered a narrow 23-14 loss to the Pittsburgh Steelers at Heinz Field in a hard-hitting defensive battle, ending the Ravens' playoff run. John Harbaugh solidified himself as one of 12 first-year head coaches in the Super Bowl era to lead his team to the conference championship game.

The Ravens finished the season No. 2 in the NFL with 19 players on IR, the most in team history. According to Rick Gosselin of *The Dallas Morning News*, Baltimore lost 64 games by starters.

Baltimore's defense concluded the 2008 season ranked No. 2 in the NFL. In addition to not allowing a 100-yard rusher for the second-straight season (an NFL-best 35 games dating back to 2006), it set three team records: opponent QB rating (60.6), rushing TDs allowed (four) and rushing first downs allowed (58). A league-high 9 INTs by S Ed Reed contributed to the team's NFL top-ranked status for INTs with 26.

1/21 - Rex Ryan, Baltimore's defensive coordinator from 2005-08 and a member of the coaching staff since 1999, was hired by the New York Jets as their head coach.

1/26 - Having served as LBs coach in 2008, Greg Mattison was named the Ravens' new defensive coordinator. Also, special teams coordinator Jerry Rosburg earned the title of assistant head coach.

2/8 - The Baltimore coaching staff led the AFC squad in the Pro Bowl. Five Ravens were voted into the All-Star game for the 2008 season, including ST Brendon Ayanbadejo (third), LB Ray Lewis (10th), FB Le'Ron McClain (first), S Ed Reed (fifth) and LB Terrell Suggs (third).

RAVENS HISTORY

2010

1/3 - To cap the 2009 regular season, the Ravens produced their sixth playoff team of the decade (2000-09), which ranked third best (tied with Pittsburgh) in the AFC behind Indianapolis (9) and New England (7).

With a 21-13 win at Oakland (1/3), John Harbaugh and Joe Flacco, who set the NFL record for most wins ever (13, including playoffs) by a rookie head coach starting a rookie QB in 2008, achieved the league mark for earning the playoffs in their first two seasons by such a tandem.

Harbaugh also became the 10th coach since 1990 to reach the playoffs in his first two seasons as a head coach, while Flacco became the fourth starting QB since the 1970 merger to reach the playoffs in his first two NFL seasons.

The Ravens' "D" finished third in the NFL in total yards (300.5) and third in points allowed (16.3). It was the seventh-straight season Baltimore's defense finished in the NFL's top six.

For the first time in team history, Baltimore had a 3,000-yard passer (Joe Flacco - 3,613), a 1,000-yard rusher (Ray Rice - 1,339) and a 1,000-yard receiver (Derrick Mason - 1,028) in the same season.

1/10 - In the Wild Card game at New England, Baltimore beat the Patriots, 33-14, serving the team its first home playoff defeat since 1978. Baltimore snapped New England's 11-game home playoff winning streak and halted QB Tom Brady's 23-game overall winning streak at home.

The Ravens forced QB Tom Brady into four turnovers (3 INTs and a fumble), finishing the game with a +2 ratio. Baltimore scored 20 points off its four turnovers on the day.

Baltimore scored 33 points against the Patriots, the second most in Ravens playoff history (34 vs. NYG in Super Bowl XXXV). Twenty-four of the Ravens' points came in the first quarter, tying for the second-most points in the opening quarter of any playoff game in NFL history.

Ray Rice ran for a playoff franchise-record 159 yards and 2 TDs on 22 carries (7.2 avg.), spurring the Ravens' 234-yard rushing output (most in team playoff history).

1/16 - Baltimore fell at Indianapolis in the Divisional game, 20-3. The Ravens held the Colts to 275 net yards (including just 42 rushing), but Baltimore's four turnovers proved too costly.

1/31 - The NFL held its annual Pro Bowl in South Florida, an honor five Ravens earned: LB Ray Lewis (11th), FB Le'Ron McClain (second), DT Haloti Ngata (first), S Ed Reed (sixth) and RB Ray Rice (first).

2011

1/2 - To finish the 2010 season, Baltimore tied Pittsburgh for the best record in the division at 12-4, but lost the AFC North on the division-record tiebreaker (5-1 to 4-2). Baltimore, Indianapolis (an NFL record nine in a row) and Philadelphia became the only teams to make the playoffs from 2008-10.

The 2010 campaign also marked the first time the Ravens ever earned the postseason three years in a row.



RB Ray Rice bolted for an 83-yard TD run on the first play from scrimmage in the Ravens' Wild Card win over New England during the 2009 playoffs.

This was the third year in a row – the best run in team history – that the Ravens finished third in the NFL in fewest points allowed (16.9 ppg). S Ed Reed missed the first six games of the season rehabbing a hip injury, and despite that, still led the NFL with 8 INTs and 183 INT return yards.

Joe Flacco became the third starting QB since the 1970 merger to make the playoffs in his first three seasons, joining Dan Marino and Bernie Kosar. Flacco set a Ravens' season mark with his 93.6 QB rating and established then-career highs with 3,622 yards and 25 TDs. RB Ray Rice posted 1,776 yards from scrimmage, third most in the NFL, while WR Derrick Mason became the third player in NFL annals to post 11 consecutive seasons with at least 60 catches (Jerry Rice and Tony Gonzalez).

1/9 - In the Wild Card game at Kansas City, the Ravens prevailed 30-7, becoming the only NFL team to win at least one playoff game in each of the last three seasons (2008-10). Harbaugh also became the first head coach in NFL history to win a playoff game in each of his first three seasons (2008-10).

In the victory, the Ravens set then-franchise playoff single-game records for the following offensive marks: total net yards (390), first downs (26) and passing yards (248). Baltimore's stingy defense allowed just 161.0 yards of total offense. The Chiefs recorded just 53 net passing yards, which set a Ravens' postseason record.

Flacco set Ravens playoff records (since broken) with 25 completions, 265 yards passing and 2 TDs (on 34 attempts), also producing a franchise postseason-record 115.4 QB rating. He earned his fourth-career playoff win and tied Dan Marino for the most combined victories (36) by a QB in his first three seasons.

1/15 - After holding a 21-7 halftime lead, the Ravens fell at Pittsburgh in the Divisional Playoff, 31-24. OLB Terrell Suggs (10) became the Ravens' career postseason sacks leader with his 3-sack performance, and Baltimore's 6 total sacks on the night also set a team playoff record.

1/19 - Becoming the team's fifth defensive coordinator, Chuck Pagano was promoted from secondary coach after Greg Mattison left to coach at the University of Michigan.

RAVENS HISTORY

1/30 - The Pro Bowl was played in Hawaii, with five Ravens earning 2010 All-Star honors: K Billy Cundiff (first), LB Ray Lewis (12th), DT Haloti Ngata (second), S Ed Reed (seventh) and OLB Terrell Suggs (fourth).

2/14 - Harbaugh and the Ravens agreed to a contract extension (with terms undisclosed).

3/4 - The NFL's Collective Bargaining Agreement between the clubs and NFL Players Association, which was signed in March of 2006, expired.

3/11 - The NFL Players Association decertified, declaring itself out of the business of representing players. In exchange for giving up rights under union labor law, the players were able to take their chances in court under antitrust law.

3/12 - NFL owners lock out the players – creating the NFL's first work stoppage since 1987.

7/25 - Following an offseason that contained no minicamps, OTAs or workout programs due to the lockout, the NFL Players Association and the league's owners reached an agreement in principle on their 10-year labor deal, creating a new CBA. After a 31-0 vote by the owners to approve the deal on July 21 (the Oakland Raiders abstained), the NFLPA would later ratify the CBA on Aug. 5.

9/11 - Marking the 10th Anniversary of the Sept. 11, 2001 terrorist attacks, the Ravens honored all military and those whose lives have been lost in the home opener against Pittsburgh. Baltimore prevails, 35-7, in a contest that sees the Ravens force a franchise-record 7 take-aways.

11/20 - K Matt Stover, the franchise's all-time leading scorer, was inducted into the team's Ring of Honor during halftime of the Ravens' 31-24 win over Cincinnati.

12/24 - With a 20-14 win vs. Cleveland, the Ravens went undefeated at M&T Bank Stadium, matching the Packers and Saints as the only teams to go undefeated at home in 2011. Following the victory, John Harbaugh dedicated the "game ball" to the team's fans for their support during the undefeated home campaign, which marked a franchise first.



WR Torrey Smith's game-winning TD catch at Pittsburgh helped the Ravens go 12-4 in 2011 and sweep the AFC North for the first time in team history.

2012

1/1 - After a 24-16 victory at Cincinnati, the Ravens became the only NFL team to earn the playoffs the past four seasons (2008-11), also winning the AFC North by sweeping the division for the first time in franchise history.

The Ravens, producing a second-straight 12-4 campaign, went 6-0 against playoff teams during the regular season, matching Green Bay as the only clubs to go undefeated in division play and against other postseason qualifiers.

QB Joe Flacco, who started every game under head coach John Harbaugh, produced his 44th regular season win as a starter, marking the most ever by an NFL QB in his initial four seasons (2008-11).

The Ravens, who finished No. 3 in the league in fewest points permitted (16.6 ppg) for the fourth-straight year, tied an NFL record for consecutive seasons of being in the Top 3 for points allowed. Overall, Baltimore's "D" ranked third in both yards allowed (288.9 ypg) and sacks (48).

Despite playing eight games against defenses ranked in the NFL's Top 8, the Ravens were 12th in scoring (23.6 ppg), seventh in third-down offense (42.4%) and 10th in rushing (124.8 ypg). RB Ray Rice produced a career-high and NFL-best 2,068 yards from scrimmage, ranking second in the league in rushing. Rice also set a team mark with 15 total TDs and was second in the NFL among RBs with a team-high 76 catches (704 receiving yards). Flacco produced his third-consecutive 3,500-yard/20-TD season and was 13 yards shy of his then-career high with 3,610 passing yards (3,622). WR Torrey Smith was third among NFL rookies with 841 receiving yards (50 catches); his receptions and yards, plus 7 TDs, set new Ravens first-year standards.


1/15 - Baltimore earned a 20-13 Divisional Round victory over Houston at home, helping John Harbaugh become the first head coach in NFL history (since the 1970 merger) to win a playoff game in each of his first four seasons (2008-11). The Ravens forced 4 turnovers against the Texans, and for the first time in team history (regular season or playoffs), Baltimore did not commit a single penalty.

1/22 - The Ravens' Super Bowl hopes came to a devastating end in New England with a 23-20 loss in the AFC Championship game. It came down to Baltimore's final drive in the fourth quarter, when the Ravens had a chance to win or tie the game. But, a QB Joe Flacco-to-WR Lee Evans pass fell incomplete, and K Billy Cundiff's last-second 32-yard FG attempt sailed wide left, sealing the victory for New England.

1/27 - Dean Pees was named the Ravens' new defensive coordinator after Chuck Pagano left to become head coach of the Indianapolis Colts.

1/29 - Played in Hawaii to honor the NFL's 2011 Pro Bowlers, eight Ravens earned All-Star honors: LB Ray Lewis (13th), S Ed Reed (eighth), OLB Terrell Suggs (fifth), DT Haloti Ngata (third), FB Vonta Leach (second), RB Ray Rice (second), G Ben Grubbs (first) and G Marshal Yanda (first).

RAVENS HISTORY



OLB Terrell Suggs was named the 2011 AP NFL Defensive Player of the Year.

2/4 - OLB Terrell Suggs was named the 2011 *Associated Press* Defensive Player of the Year. It marked the fourth time in 12 seasons that a Raven has earned the prestigious honor: Suggs (2011), S Ed Reed (2004) and LB Ray Lewis (2003 & 2000). Additionally, C Matt Birk was named the 2011 NFL Walter Payton Man of the Year. The award recognizes a player's off-the-field community service as well as his playing excellence.

6/8 - The Ravens and Under Armour, whose global headquarters are located in downtown Baltimore, joined forces in a wide-ranging collaboration that features multiple community-focused initiatives. The 10-year agreement included naming rights for the team's practice facility in Owings Mills, which was renamed the Under Armour Performance Center.

9/6 - Art Modell, whose remarkable 43-year NFL career made him a regular finalist for the Pro Football Hall of Fame, died of natural causes at Johns Hopkins Hospital at the age of 87. As owner of both the Cleveland Browns (1961-1995) and the Baltimore Ravens (1996-2003), Modell directed teams that produced 28 winning seasons, 28 playoff games, two NFL Championships (1964 and 2000), three other appearances in NFL title contests (1965, '68 and '69), and four visits (1986, '87, '89 and 2000) to AFC championships.

9/27 - RB Jamal Lewis, the Ravens' all-time leading rusher, was inducted into the team's Ring of Honor during halftime of the Ravens' 23-16 win over Cleveland on Thursday night.

12/26 - For their 2012 season efforts, six Ravens earned Pro Bowl honors: S Ed Reed (ninth), DT Haloti Ngata (fourth), FB Vonta Leach (third), RB Ray Rice (third), G Marshal Yanda (second) and RS Jacoby Jones (first).

12/30 - The 2012 Ravens finished with a 10-6 record en route to earning their fifth-straight playoff berth and second-consecutive AFC North title. Under head coach John Harbaugh, Baltimore became the only NFL team to make the playoffs in each of the past five seasons (2008-12). The Ravens, who earned the playoffs in six of the past seven seasons, seized the franchise's fourth-ever division title with a 4-2 mark in AFC North play and an 8-4 conference record.

The Ravens set a then-single-season franchise record by scoring 398 points, averaging the NFL's 10th-most per game (24.9). Baltimore scored a team-record 254 points at home, producing the NFL's fourth-best home average of 31.8 ppg. Baltimore also surrendered just 16 give-aways, setting a franchise single-season record low.

The Ravens' special teams units were spectacular. In addition to posting a league-best (tied, Darius Reynaud) 3 kick return TDs (108- & 105-yard KORs and 63-yard PR), RS Jacoby Jones led the NFL in KOR average (30.7). Rookie K Justin Tucker made 30 of 33 FGAs (90.9%), producing the second-best success rate in Ravens single-season history and also the second-best mark by a rookie kicker in NFL history.

Harbaugh became just the third coach in NFL history (since 1970 merger) to guide his team to the postseason in each of his first five seasons (2008-12), joining Bill Cowher and Chuck Knox. "Harbs" also became the only head coach in NFL history to win a playoff game in each of his first four and five seasons.

2013

1/2 - LB Ray Lewis announced that he would retire at the end of the Ravens' playoff run, closing one of the greatest careers in NFL history. "I talked to my team today," Lewis said. "I talked to them about life in general. And everything that starts has an end. For me, today, I told my team that this will be my last ride."

1/6 - Before a sellout M&T Bank Stadium crowd that celebrated and saluted LB Ray Lewis in his final home game, the Ravens held the Colts without a touchdown, winning 24-9 in the 2012 Wild Card Playoff. Lewis, in his 17th and final season, finished with 13 tackles and 1 PD in his first game since tearing his triceps on Oct. 14.

1/12 - In what became the fourth-longest game in NFL history, the Ravens outlasted the Broncos, 38-35, in double overtime of the 2012 Divisional Playoff at Denver, producing a thrilling victory that will go down as one of the greatest wins in franchise history. Rookie K Justin Tucker's 47-yard field goal in the second overtime period sent Baltimore into the AFC Championship for the second-straight season. The



For the final time in his legendary career, LB Ray Lewis performed his famous intro dance at M&T Bank Stadium before the 2012 Wild Card win vs. the Colts.

RAVENS HISTORY

Ravens tied the contest at 35 with :31 remaining in regulation on a remarkable QB Joe Flacco-to-WR Jacoby Jones 70-yard TD bomb, spurring the incredible comeback.

1/20 - The Ravens earned a trip to their second Super Bowl in franchise history, defeating the No. 2-seeded Patriots, 28-13, in the AFC Championship at New England. The Ravens' defense shut out the NFL's No. 1-ranked and highest-scoring offense in the second half, and QB Joe Flacco threw 3 TDs in leading Baltimore to victory.

2/1 - In a ceremony held in New Orleans two days before Super Bowl XLVII, Jonathan Ogden, an 11-time Pro Bowler and the Ravens' first-ever draft pick (fourth overall in 1996), was announced as a 2013 Pro Football Hall of Fame inductee.

2/3 - For the first time in any of the four major pro sports, two head-coaching brothers (John and Jim Harbaugh) faced each other in a championship game. After taking an early 28-6 lead, the Baltimore Ravens needed a goal-line stand to clinch their second World Championship title, defeating the San Francisco 49ers, 34-31, in Super Bowl XLVII in New Orleans, LA. The Ravens' defense delivered the critical stand late in the fourth quarter, overcoming a furious second-half comeback and a 34-minute power outage.

With a 3-TD performance vs. the 49ers, QB Joe Flacco threw 11 TD passes in the postseason, tying the NFL single-postseason record shared by Joe Montana (1989) and Kurt Warner (2008). Flacco and Montana did not throw an INT during those respective postseasons. Flacco finished the game 22-of-33 for 287 yards to produce a 124.2 rating.

In 2012, Flacco also became the first starting QB in NFL history (since 1970 merger) to make the playoffs in each of his first five seasons. Also winning at least one playoff game in each of those postseasons, he compiled nine playoff victories, which tie (Tom Brady) for the most among QBs in the first five seasons of a career.

The Ravens produced one of the most electrifying postseasons in NFL history. Averaging 410.3 yards of offense (134.8 rush & 275.5 pass), Baltimore scored 31.0 points per game while



QB Joe Flacco was named Super Bowl XLVII MVP in the Ravens' 34-31 win.

allowing just 22.0. WR Anquan Boldin recorded 22 catches for 380 yards and 4 TDs, while WR Jacoby Jones posted a 29.4 receiving average (5 for 147), catching TDs of 70 and 56 yards. (Jones also had a 108-yard KOR-TD in the Super Bowl.)

The Ravens' defense registered 10 take-aways (6 INTs and 4 FRs), helping produce a +6 overall turnover differential during their playoff run. The unit also posted 9 sacks in four playoff games, including 4.5 by OLB Paul Kruger.

2/5 - Baltimore celebrated the Ravens' Super Bowl XLVII Championship, as thousands of fans lined the streets of Charm City and completely filled M&T Bank Stadium for a celebration. Fans also gathered at City Hall and cheered when the Ravens arrived to kick off the parade route with the franchise's second Lombardi Trophy.

6/5 - As guests of President Barack Obama, the Ravens visited The White House and were honored for winning Super Bowl XLVII. Said the President: "Now, I imagine there were times last year when these players were the only ones who knew that they'd make it here to show off this trophy. Because, during the year, they lost player after player to injury; they dropped four of their last five regular season games. In the playoffs, they trailed Denver by a touchdown with 70 yards and less than a minute to go. ... And then, in the Super Bowl, just when it looked like they had the momentum, the lights went out for a half hour. ... But these Ravens always pulled through."

8/3 - T Jonathan Ogden, an 11-time Pro Bowler and the Ravens' first-ever draft pick (fourth overall in 1996), was inducted into the Pro Football Hall of Fame during a ceremony in Canton, OH. Ogden was presented by Ravens GM and executive VP Ozzie Newsome. Stated Ogden: "[The Ravens were] a new team, and we were new to the city [in 1996]. We were all rookies together. I watched us grow, myself as a player and the fans as an NFL city from infancy to one of – if not the best – football towns in the National Football League, with undoubtedly the best and most passionate fans that I've ever seen, and I want to thank you guys for being that."



WR/RS Jacoby Jones posted a 108-yard KOR-TD to open the second half of Super Bowl XLVII. Jones also added a 56-yard TD catch during the game, helping set a Super Bowl single-game record for most combined yards (290).

RAVENS HISTORY



Ray Lewis (above) was inducted into the Ravens' Ring of Honor (detailed below) during the 2013 season following his incredible 17-year NFL career.

9/22 - LB Ray Lewis, the Ravens' all-time leading tackler and second-ever draft choice, was inducted into the team's Ring of Honor during halftime of the 30-9 win over Houston.

12/8 - In a remarkable and most-memorable contest that set NFL records for the most points scored (36) in the last 2:05 of a game and most lead changes (six) in a fourth quarter, the Ravens found a way to beat the Vikings, 29-26. In 121 seconds late in the game, 36 points were scored, including the winning TD by Baltimore with 4 seconds left. That score came when Joe Flacco, who led the game-winning, 5-play, 80-yard drive, hit rookie WR Marlon Brown with a 9-yard TD strike. This wild battle started with a near-blizzard snowfall that made it difficult for QBs to find receivers beyond the line of scrimmage.

12/27 - For their 2013 season production, four Ravens earned Pro Bowl honors: DT Haloti Ngata (fifth), OLB Terrell Suggs (sixth), K Justin Tucker (first) and G Marshal Yanda (third).

12/29 - For the first time since 2008 – the year the Ravens hired John Harbaugh – Baltimore did not make the playoffs, coming one game short with an 8-8 mark and placing third in the AFC North after falling 34-17 in the finale at Cincinnati. Tied 17-17 near the end of the third quarter of the game, Baltimore needed only that win to clinch a postseason berth.

2014

1/27 - Gary Kubiak was hired as the team's offensive coordinator following the departure of Jim Caldwell, who was named Detroit's new head coach.

5/21 - M&T Bank and the Ravens announced a 10-year, \$60 million extension of their partnership, which includes the continuation of naming rights to M&T Bank Stadium and an array of community-focused programs, including a new initiative focused on helping at-risk children in Baltimore.

10/12 - QB Joe Flacco became the fastest player in NFL history (since 1970 merger) to toss 5 TDs (16 minutes and 3 seconds into the game) in the 48-17 victory at Tampa Bay. The Ravens' offense gained 475 yards vs. the Bucs, with the 48 points scored marking the most in Ravens road game history.

10/19 - TE Todd Heap, the Ravens' all-time leader in receiving TDs (41), was inducted into the team's Ring of Honor during halftime of the 29-7 win over Atlanta.

12/23 - For their 2014 season production, four Ravens earned Pro Bowl honors: OLB Elvis Dumervil (fourth), RB Justin Forsett (first, originally voted a first alternate), LB C.J. Mosley (first, becoming the first Ravens rookie to earn the distinction) and G Marshal Yanda (fourth).

12/28 - Beating the Browns 20-10, the Ravens produced a 10-6 regular season record en route to earning their sixth playoff berth in seven seasons. The Ravens set single-season franchise records by scoring 409 points (including a team-best 206 on the road) and producing 5,838 yards of offense. QB Joe Flacco posted career bests in yards (3,986) and touchdown passes (27). Baltimore tallied the NFL's second-most sacks (49, tied with Philadelphia) and boasted the No. 2 red zone defense (42.6), also allowing the league's sixth-fewest points per game (18.9). P Sam Koch produced the NFL's No. 3 gross average (47.4) and No. 1 net average (43.3), setting the Ravens' single-season records for each.

2015

1/3 - Behind an offensive line that included two rookie starters (LT James Hurst and RG John Urschel), the Ravens won, 30-17, at the host Steelers in a Wild Card tilt, producing their NFL-best 10th playoff victory since 2008. Baltimore's defense was stout, holding Pittsburgh out of the end zone for three quarters and sacking QB Ben Roethlisberger five times. The win marked Baltimore's first-ever playoff triumph in the Steel City and gave the Ravens their 10th all-time postseason road victory, tying Green Bay (existing since 1919) for the most in pro football history.

1/10 - In a tense Divisional battle at New England, the Ravens' bid to play in their fourth AFC Championship game in seven seasons came to an abrupt end in Foxborough with a narrow 35-31 defeat to the Patriots. New England erased two 14-point Baltimore leads to win the contest, becoming the first team in NFL history to accomplish the feat.

1/20 - Marc Trestman was hired as the team's offensive coordinator following the departure of Gary Kubiak, who was named Denver's new head coach.

7/28 - Constellation and the Ravens announced an agreement to construct a 375-kilowatt (DC) solar generation project at the team's headquarters and training facility in Owings Mills...The roof-mounted solar power system expanded the current energy services relationship...Constellation owns and operates the solar power system, while the Ravens purchase the electricity generated by the solar panels from Constellation under a 20-year power purchase agreement...The solar power system went into full operation on May 26, 2016.

8/5 - The Ravens announced fan experience and gameday enhancements at M&T Bank Stadium, including a \$6.5 million investment in an expansive Wi-Fi system, a revolutionary 3-D video system called *freeD* that shows replays from every possible angle and new safety measures to ease entry into the stadium and ensure top-of-the-line security for everyone.

8/18-21 - Leading up to their second preseason game at Philadelphia, the Ravens traveled to the City of Brotherly

RAVENS HISTORY

Love for three days of practice at the NovaCare Center against the host Eagles.

9/13-10/26 - Starting with a season-opening loss at Denver, five of Baltimore's first seven games of the 2015 campaign were on the road, with the Ravens dropping close contests at the Broncos, at Oakland, at San Francisco and at Arizona... The last time an NFL team opened the season playing five of its first seven games on the road was in 2000...That team – 16 years prior – was the eventual Super Bowl XXXV-winning Ravens...Following the Sept. 13 game at Denver, the Ravens traveled to San Jose, CA, where they stayed and practiced for an entire week at San Jose State leading up to a Week 2 matchup with the Raiders in Oakland...Baltimore also held the Saturday pre-game walk-through at Stanford University's football stadium.



Legendary safety Ed Reed, who ranks first in NFL history with 1,590 INT return yards, was inducted into the Ravens Ring of Honor in 2015.

11/22 - S Ed Reed, the Ravens' all-time leader in interceptions (61) and NFL's all-time record-holder in INT return yards (1,590) was inducted into the team's Ring of Honor during halftime of the 16-13 win over St. Louis.

12/22 - For their 2015 season production, four Ravens earned Pro Bowl honors: LS Morgan Cox (first, who was selected in January as a "need" player), OLB Elvis Dumervil (fifth, who was added as an alternate in January), P Sam Koch (first) and G Marshal Yanda (fifth)...Each player represented the Ravens in Hawaii on Jan. 31, 2016.

2016

1/2 - The Ravens concluded their 5-11 season with a 24-16 defeat at Cincinnati...Baltimore played an NFL-record 14 games decided by 8 points or fewer (tied, 1994 NYG) and posted an NFL-high (tied, Chi.) seven games decided by 3 points or fewer (4-3 record)...Baltimore had 20 players on Injured Reserve (the NFL's second most), including eight starters, with 12 starters missing a combined 71 games... Additionally, the Ravens played four different starting QBs (Joe Flacco, Matt Schaub, Jimmy Clausen & Ryan Mallett) for the first time in franchise history.


1/16 - Ted Marchibroda (below right), former head coach of the Baltimore Colts and the first head coach in Baltimore Ravens history, passed away peacefully at his home in Virginia at the age of 84...Marchibroda spent 12 seasons as an NFL head coach, including time with the Baltimore Colts (1975-79), Indianapolis Colts (1992-95) and Baltimore Ravens (1996-98)...Stated Ravens GM Ozzie Newsome: "Ted is a founding father of the Ravens. He was a tremendous competitor and a tough man with a gentle soul. In a way, he set the Ravens' path. He wanted players who owned what he called 'a football temperament.' Those are players who love all aspects of the game – the mental part, lifting weights, practice and the physicality. That eventually became what we now call 'Playing Like a Raven.' Ted taught me more about football. He was classy in every way."

3/18 - CB Tray Walker, a 2015 fourth-round draft selection, passed away following a serious motorbike accident in Southeast Florida...Walker was involved in the accident on March 17...On March 26, approximately 45 members of the Ravens organization – teammates, coaches and front office staff – joined Walker's family and friends at the 93rd Street Community Baptist Church to celebrate his life.

Said head coach John Harbaugh: "Tray was a young man with a good and kind heart. He was humble and loved everything about being part of the Ravens' team. He loved his teammates, the practice and the preparation, and that showed every day. He was coachable, did his most to improve and worked to become the best. I'll never forget that smile."

5/10 - For the first time since 2002, the Ravens returned to natural grass on the playing field of M&T Bank Stadium... Baltimore grounds crews removed the artificial Shaw Sports Turf in February and began laying sod in the stadium in early May.

"To me, [playing on grass is] Baltimore," John Harbaugh stated. "It epitomizes what Baltimore is all about, the history of football in Baltimore. A Baltimore football team should be playing on a grass field, ultimately. It's a recognition of that. I like the grass. I think it's the AFC North, it's the Baltimore Ravens – it just seems right."



Ted Marchibroda, former head coach of the Baltimore Colts and the first head coach in Baltimore Ravens history, passed away at 84 on Jan. 16, 2016.

RAVENS LEGEND & HALL OF FAME: JONATHAN OGDEN



BALTIMORE
RAVENS

75 JONATHAN OGDEN

TACKLE HT: 6-9 WT: 345

COLLEGE: UCLA

EXP. (NFL/RAVENS): 12/12

DRAFTED: 1996, Fourth Overall: Ravens First-Ever Draft Choice

BORN: 7/31/74, Washington, D.C.

GP/GS (PLAYOFFS): 177/176 (8/8)

HALL OF FAME: 2013

PRO BOWLS: 11

CAREER SNAPSHOT

Jonathan Ogden, an 11-time Pro Bowler and the Ravens' first-ever draft choice (fourth overall in 1996), ranks fourth in all-time games played by a Raven (177) and is second in games started (176). Only four offensive linemen in NFL history (Bruce Matthews - 14, Randall McDaniel - 12, Jim Otto - 12 and Will Shields - 12) have earned more Pro Bowl honors.

- Pro Football Hall of Fame Inductee (2013)
- Baltimore's first-ever draft pick (fourth overall) in 1996 NFL Draft
- 11-time Pro Bowler (1997-2007, 11-consecutive seasons)
- 10-time All-Pro (1996-2004, 2006)
- Super Bowl XXXV Champion (2000)
- Helped RB Jamal Lewis set a franchise record with 2,066 rushing yards in 2003, the third-most single-season rushing yards in NFL history. It included the second-highest single-game rushing total in NFL history (295 yards) against Cleveland (9/14/03)
- Ranks fourth in all-time games played by a Raven (177) and is second in games started (176)
- Anchored an offensive line that allowed a franchise-low 17 sacks in 2006, the second-fewest (Ind. - 15) in the NFL that season

YEAR-BY-YEAR GLANCE

2007: Named to his 11th-consecutive Pro Bowl, playing in 11 games (10 starts)...Missed five games due to a toe injury suffered in 2006... Helped protect Ravens QBs, allowing them to complete a then-franchise-record 341 passes (61.2%) for 3,308 yards and helped allow the Ravens to rush for 1,797 yards and 11 TDs.

2006: Named to his 10th-consecutive Pro Bowl as a starter...Earned *Sports Illustrated* All-Pro, *AP* second-team All-Pro and *NFL.com* All-Pro honors...Started 14 games, missing the final two with a toe injury in 2006...Anchored a line that allowed a franchise-record-low 17 sacks, the second-fewest (Ind. - 15) in the NFL, and helped Ravens QBs post the fourth-highest completion percentage (62.6%) in franchise history...Also helped the Ravens rush for 1,637 yards and 11 TDs.

2005: Named to his ninth-consecutive Pro Bowl...Started all 16 games at LT and helped protect Ravens QBs, allowing them to complete 59.6% of their passes...Also helped the Ravens rush for 1,605 yards, averaging 3.6 yards per carry.

2004: Voted to his eighth-consecutive Pro Bowl and was also named first-team All-Pro by *Football Digest*, second-team All-Pro by the

AP, and All-Conference by the Pro Football Writers Association... Helped the Ravens rush for 2,063 yards...Along with the rest of the O-line, helped RB Jamal Lewis (who missed four games) eclipse the 1,000-yard rushing mark...Started 12 games...Missed the first game of the season at Cleveland and three others in midseason (at Phi., vs. Cle., at NYJ), with a hamstring injury.

2003: Earned his seventh-consecutive Pro Bowl...Also earned *AP* first-team All-Pro for the fourth time, *Sports Illustrated* All-Pro, *Pro Football Weekly* All-AFC, All-NFL, *Football Digest* first-team All-Pro and *The Sporting News* All-Pro honors...Started all 16 regular season games and one postseason contest and helped RB Jamal Lewis set a franchise record with 2,066 rushing yards, the third-most single-season rushing yards in NFL history (Eric Dickerson - 2,105 in 1984 and Adrian Peterson - 2,097 in 2012).

2002: Named to his sixth-consecutive Pro Bowl and garnered NFL Alumni Offensive Lineman of the Year honors...One of only three Ravens offensive players (TE Todd Heap and G Bennie Anderson) to start all 16 games.

2001: Was selected to start in his fifth-consecutive Pro Bowl and earned second-team All-Pro honors, when he started all 16 games.

2000: First-team *AP* All-Pro...Pro Bowl starter for the fourth-straight season...Also earned first-team All-Pro from *Sports Illustrated*, *The Sporting News*, *Football Digest*, *USA Today* and *Pro Football Weekly*...Started 15 games in the regular season and four playoff games, en route to the Ravens' Super Bowl XXXV Championship.

1999: Started every game at LT, earning his third-consecutive Pro Bowl start...Also named second-team All-Pro by *AP* and earned *Football Digest* first-team All-Pro and *Pro Football Weekly* All-AFC accolades.

1998: Pro Bowl starter for second-consecutive season...*AP* second-team All-Pro...Missed the final three games with an ankle injury.

1997: Selected to start in his first-career Pro Bowl at LT...Earned All-Pro honors from *Sports Illustrated*, *The Sporting News*, *Pro Football Weekly*, *College & Pro Football Weekly* and *Football Digest*...Started 16 games at LT.

1996: Capped tremendous rookie season with All-Pro selections by *Sports Illustrated* and *The Dallas Morning News* while playing his only season at LG...Consensus All-Rookie choice...Named to *USA Today's* All-Rookie team...Permitted 1 sack all season and 3 penalties (1 of those on special teams)...Started all 16 games.

RAVENS LEGEND: RAY LEWIS



BALTIMORE
RAVENS

52 RAY LEWIS
LINEBACKER HT: 6-1 WT: 245

COLLEGE: Miami (FL)
EXP. (NFL/RAVENS): 17/17
DRAFTED: 1996, 26th Overall: Ravens Second-Ever Draft Choice

BORN: 5/15/75, Lakeland, FL
GP/GS (PLAYOFFS): 228/227 (21/21)
PRO BOWLS: 13

CAREER SNAPSHOT

Ray Lewis, a 13-time Pro Bowler and the Ravens' second-ever draft choice (26th overall in 1996), helped guide the Ravens to two Super Bowl titles during his career, capturing the Lombardi Trophy in 2000 and 2012. Following the 2012 campaign, Lewis, who will be forever known as the greatest linebacker of his generation and one of the best defensive players in NFL history, retired after 17 seasons. Here is a brief look at his storied professional career:

- In 2000, led a defense that established a 16-game single-season record for fewest points allowed (165), and fewest rushing yards allowed (970), recorded 4 shutouts (1 shy of the post-1970 merger record), and finished first league-wide in six key defensive categories
- Was the second player in NFL history to win both NFL Defensive Player of the Year and Super Bowl MVP awards (2000)...DT Harvey Martin of Dallas won Defensive Player of the Year in 1977 and was co-MVP of Super Bowl XXII with DT Randy White
- Is the only player in NFL history with at least 40 career sacks and 30 career INTs (41.5 sacks and 31 INTs)
- Posted a franchise-record 2,643 career tackles, including a single-season team-best 225 stops in 2003
- Led the Ravens in tackles in 14 of his 17 seasons, registering at least 150 stops 11 times
- Returned 3 of his 31 INTs for TDs
- Had a team-record and career-high 25 tackles at NYG (9/14/97)
- Posted seven career 20-tackle games
- Is second only to Jack Ham (53) in take-aways by a LB in NFL history with 50 total (31 INTs and 19 FRs)

PERENNIAL PRO BOWLER

LB Ray Lewis was invited to 13 Pro Bowls during his career, tying Hall of Famer Reggie White for the most by a defender in NFL history. Lewis played in 12 Pro Bowls, missing the 2006 Hawaiian classic due to a hand injury. Here are the defenders who have earned the most Pro Bowls during their careers.

MOST PRO BOWL INVITATIONS / DEFENSIVE PLAYERS (NFL History)

Rk.	Player	Pro Bowl Invites
1.	LB Ray Lewis	13
	DL Reggie White	13
2.	CB Champ Bailey	12
	LB Junior Seau	12

CAREER HONORS

- Invited to 13 Pro Bowls (1997-2001, 2003-04 and 2006-11)...Did not play in 2006 game due to a hand injury
- Two-time NFL Defensive Player of the Year (2000 and 2003) – just the sixth player in NFL history to win multiple times (Lawrence Taylor – three times; Joe Greene, Mike Singletary, Bruce Smith and Reggie White – two times each)
- Super Bowl XXXV MVP (2000)
- Named to the NFL All-Decade (2000s) team, chosen every 10 years by the Pro Football Hall of Fame Selection Committee
- AFC Defensive Player of the Week (Week 3, 2011; Week 10, 2008; Week 1, 2006; Week 17, 2003; Week 4, 2002; Week 15, 2001; Week 9, 1997; Week 1, 1996)
- AFC Defensive Player of the Month (November, 2003)
- *Associated Press* first-team All-Pro (1999-2001, 2003-04, 2008-09)
- *Associated Press* second-team All-Pro (1997-98, 2010)
- *College & Pro Football Weekly* first-team All-Pro (1997, 2000-01)
- *College & Pro Football Weekly* second-team All-Pro (1999, 2004)
- *Football Digest* Defensive Player of the Year (2003)
- *Football Digest* All-Pro (1999, 2000-01, 2003)
- *Football Digest* second-team All-Pro (2004)
- *Football Digest* second-team All-NFL (1997)
- *Football News* All-Pro (2000-01)
- KC 101 Defensive Player of the Year (2000-01, 2003)
- NFL Alumni Linebacker of the Year (1999, 2003)
- PFW/PFWA first-team All-NFL (2000, 2003, 2008)
- PFW/PFWA first-team All-AFC (1999, 2000, 2003, 2008)
- PFW/PFWA and *Football Digest* Defensive MVP (2003)
- *Pro Football Weekly* All-Pro (1999-2001 and 2003-04)
- *Pro Football Weekly* Defensive Player of the Week (1997)
- *USA Today* First-team All-Pro (1998-2000)
- *USA Today* All-Rookie Team (1996)
- *Sporting News* All-Pro (1998-2001, 2003-04)
- *Sports Illustrated* All-Pro (1997-2001, 2003-04, 2009-10)
- John Mackey Award (1997), AFC's best LB, as voted by peers
- NFLPA Linebacker of the Year (1997)
- Walter Payton Man of the Year Finalist (2003)
- NFL's Most Dominant Player, voted by league coaches through CBS Sports (2003)

RAVENS LEGEND: RAY LEWIS

RAY LEWIS CAREER STATISTICS

REGULAR SEASON

Year	Team	GP	GS	TACKLES			SACKS		INTERCEPTIONS					FUMBLES		
				TT	Solo	Asst.	No.	Yards	No.	Yards	LG	TD	PD	FF	FR	Yards
1996	Baltimore	14	13	*142	*104	38	2.5	8.5	1	0	0	0	6	0	0	0
1997	Baltimore	16	16	**210	**163	47	4.0	27.0	1	18	18	0	9	1	1	0
1998	Baltimore	14	14	*154	*119	35	3.0	14.0	2	25	26	0	10	1	0	0
1999	Baltimore	16	16	**198	**131	67	3.5	20.5	3	97	60	0	8	1	0	0
2000	Baltimore	16	16	*187	*120	67	3.0	33.0	2	1	1	0	7	0	3	0
2001	Baltimore	16	16	**196	**130	66	3.5	26.0	3	115	64	0	10	1	1	0
2002	Baltimore	5	5	85	57	28	0.0	0.0	2	4	4	0	2	1	1	0
2003	Baltimore	16	16	#**225	**160	65	1.5	11.0	6	99	37	1	13	2	2	1
2004	Baltimore	15	15	**200	**122	78	1.0	9.0	0	0	0	0	3	1	2	0
2005	Baltimore	6	6	77	47	30	1.0	1.0	1	0	0	0	3	0	1	0
2006	Baltimore	14	14	*164	*106	58	5.0	36.5	2	27	27	0	9	1	1	0
2007	Baltimore	14	14	*184	*108	76	2.0	7.0	2	35	35t	1	10	2	1	0
2008	Baltimore	16	16	*160	*84	76	3.5	32.5	3	43	29	0	12	1	2	0
2009	Baltimore	16	16	*164	*100	64	3.0	16.0	0	9	9	0	6	3	1	0
2010	Baltimore	16	16	*145	*103	42	2.0	8.0	2	26	24t	1	4	2	3	0
2011	Baltimore	12	12	*95	*72	23	2.0	16.0	1	4	4	0	7	2	0	0
2012	Baltimore	6	6	57	44	13	1.0	0.0	0	0	0	0	1	1	1	0
Totals		228	227	2,643	1,770	873	41.5	266.0	31	503	64	3	120	20	20	1

*LED TEAM; **LED TEAM AND NFL
#FRANCHISE SINGLE-SEASON RECORD

CAREER SINGLE-GAME HIGHS (REGULAR SEASON)

Total Tackles: 25 (9/14/97 at NYG)	Solo Tackles: 18 (9/14/97 at NYG)
Sacks: 2 (11/26/00 vs. Cle.)	INTs: 2 3 times (last: 11/9/08 at Hou.)
Forced Fumbles: 1 20 times (last: 9/16/12 at Phi.)	Fumble Recoveries: 2 (12/28/08 vs. Jax.)
Passes Defensed: 3 6 times (last: 10/14/07 vs. STL)	

POSTSEASON

Year	Team	GP	GS	TACKLES			SACKS		INTERCEPTIONS					FUMBLES		
				TT	Solo	Asst.	No.	Yards	No.	Yards	LG	TD	PD	FF	FR	Yards
2000	Baltimore	4	4	44	28	16	0.0	0.0	2	54	50t	1	7	0	1	0
2001	Baltimore	2	2	17	10	7	0.0	0.0	0	0	0	0	0	2	0	0
2003	Baltimore	1	1	18	12	6	0.0	0.0	0	0	0	0	0	0	0	0
2006	Baltimore	1	1	23	13	10	0.0	0.0	0	0	0	0	3	0	0	0
2008	Baltimore	3	3	29	23	6	0.0	0.0	0	0	0	0	1	2	0	0
2009	Baltimore	2	2	21	10	11	1.0	7.0	0	0	0	0	1	0	0	0
2010	Baltimore	2	2	13	9	4	1.0	10.0	0	0	0	0	0	1	0	0
2011	Baltimore	2	2	20	12	8	0.0	0.0	0	0	0	0	1	0	0	0
2012	Baltimore	4	4	51	29	22	0.0	0.0	0	0	0	0	1	0	0	0
Totals		21	21	236	146	90	2.0	17.0	2	54	50t	1	14	5	1	0

RAVENS DEFENSIVE RECORDS

RAVENS CAREER DEFENSIVE RECORDS (All-Time History)

TACKLES

1. Ray Lewis (1996-2012)	2,643
2. Terrell Suggs (2003-15)	823
3. Kelly Gregg (2001-10)	721
4. Ed Reed (2002-12)	661
5. Haloti Ngata (2006-14)	528

INTERCEPTIONS

1. Ed Reed (2002-12)	61
2. Ray Lewis (1996-2012)	31
3. Chris McAlister (1999-2008)	26

FUMBLES RECOVERED

1. Ray Lewis (1996-2012)	20
2. Terrell Suggs (2003-15)	13
3. Ed Reed (2002-12)	10

TURNOVER MACHINE

MOST CAREER TAKE-AWAYS BY A LINEBACKER (Since 1970 Merger)

Rk.	Player	Take-Aways	INTs	FRs
1.	Jack Ham	53	32	21
2.	Ray Lewis	50	31	19*
3.	Stan White	48	34	14

*Has 20-career overall FRs, but 1 came after teammate Jamie Sharper fumbled an INT that Lewis would then recover; thus, Lewis has 19 FR take-aways.

Impressively, LB Ray Lewis is the only player in NFL history to record at least 40 sacks and 30 INTs in a career.

NFL PLAYERS W/ 30+ SACKS & 25+ INTS (Since 1970 Merger)

Player	Games	Sacks	INTs
Ray Lewis (1996-2012)	228	41.5	31
Rodney Harrison (1994-2008)	186	30.5	34
William Thomas (1991-2001)	172	37.0	27

RAVENS LEGEND: ED REED



BALTIMORE
RAVENS

20 ED REED
SAFETY HT: 5-11 WT: 205

COLLEGE: Miami (FL)
EXP. (NFL/RAVENS): 12/11
DRAFTED: 2002, First Round (24th Overall)

BORN: 9/11/78, St. Rose, LA
GP/GS (PLAYOFFS): 174/169 (15/15)
PRO BOWLS: 9

CAREER SNAPSHOT

- Reed's 64 career INTs currently rank seventh in NFL history, while his 1,590 INT return yards stand No. 1.
- Produced a Ravens' franchise-record 61 INTs for 1,541 return yards and 7 TDs.
- Posted an NFL-record 107-yard return TD (vs. Phi. 11/23/08), breaking the previous long of 106, which he set vs. Cle. (11/7/04).
- Reed's career INT return yard average of 24.8 yards ranks No. 2 in NFL history (min. 30 INTs). (Deion Sanders is first at 25.1).
- Scored 14 TDs in his career (including playoffs) and became the first player (Ronde Barber is the second) in NFL history to score return TDs off a punt, blocked punt, INT and fumble recovery.
- Posted 9 regular season defensive touchdowns during his Baltimore career. Reed's 9 "D-TDs" are the most in Ravens franchise history, while his 7 INT-TDs also rank first.
- Blocked 4 punts in his career, returning 3 for TDs (ties an NFL record).
- Reed tallied 12 multi-INT games (13 including playoffs), tied for the most in the Super Bowl Era (since 1966).
- Owns 9-career postseason INTs, tying the NFL playoff record shared by Charlie Waters, Bill Simpson & Ronnie Lott.
- Finished his career with 699 total tackles, 6 sacks, 154 passes defended, 12 forced fumbles and 10 fumble recoveries. (His 661 total tackles as a Raven rank fourth in team history.)

KEY HONORS

- Super Bowl XLVII Champion
- Nine-time Pro Bowler (2003-04, 2006-12)
- *Associated Press* NFL Defensive Player of the Year (2004)
- *The Sporting News* All-Decade Team (2000s)
- *USA Today* All-Decade Team (2000s)
- *Associated Press* first-team All-Pro (2004, 2006-08, 2010)
- *Associated Press* second-team All-Pro (2003, 2009, 2011)
- *The Sporting News* All-Pro (2003-04, 2006, 2007, 2008, 2010)
- *Pro Football Weekly*/Pro Football Writers Association All-NFL (2004, 2006, 2008, 2010)
- NFL Defensive Player of the Month (Dec. 2008; Dec. 2010)
- AFC Defensive Player of the Month (Nov. 2004; Dec. 2010)
- AFC Defensive Player of the Week (Week 16, 2010; Week 14, 2008; Week 12, 2008; Week 9, 2004)
- AFC Special Teams Player of the Month (November, 2004)
- AFC Special Teams Player of the Week (Week 6, 2003)
- *Pro Football Weekly* All-Rookie team (2002)

NFL INTERCEPTION RETURN YARDS

S Ed Reed's 64 career interceptions rank seventh all time, while his 1,590 INT return yards stand No. 1. Reed also owns the second-best INT return average (24.8) in league history.

ALL-TIME NFL INTERCEPTION RETURN YARDS

Rk.	Player	G	INT	Yards	Avg.	LG	TD
1.	Ed Reed	174	64	1,590	24.8	107t	7
2.	Rod Woodson	238	71	1,483	20.9	98t	12
3.	Darren Sharper	205	63	1,412	22.4	99t	11
4.	Deion Sanders	188	53	1,331	25.1	93t	9
5.	Emlen Tunnell	167	79	1,282	16.2	55t	4
6.	Night Train Lane	157	68	1,207	17.8	80t	5
7.	Paul Krause	226	81	1,185	14.6	81	3



GOING THE DISTANCE

LONGEST INTERCEPTION RETURNS / NFL HISTORY

Rk.	Player	Yards	Date/Game
1.	Ed Reed	107t	11/23/08 vs. Phi.
2.	Ed Reed	106t	11/7/04 vs. Cle.
3.	Vencie Glenn	103t	11/29/87 vs. Den.
	Louis Oliver	103t	10/4/92 at Buf.

WHILE WITH THE RAVENS (2002-12)

While playing in Baltimore from 2002-12, Reed had 61 INTs for 1,541 return yards, the most among all NFL players during this span.

NFL INTERCEPTIONS (2002-12)

Rk.	Player	INT
1.	Ed Reed	61
2.	Asante Samuel	50
3.	Charles Woodson	44

NFL INT RETURN YARDS (2002-12)

Rk.	Player	Yards
1.	Ed Reed	1,541
2.	Darren Sharper	1,143
3.	DeAngelo Hall	789

DUAL INTERCEPTION GAMES

S Ed Reed registered 12 dual-INT games (13 including playoffs) during his career, tied for the most such performances among players in the Super Bowl Era (since 1966).

MOST GAMES WITH 2+ INTERCEPTIONS / SUPER BOWL ERA

Player	2+ INT Games
Ed Reed	12
Paul Krause	12
Johnny Robinson	12
Ronnie Lott	11

RAVENS LEGEND: ED REED

ED REED CAREER STATISTICS

REGULAR SEASON

Year	Team	GP	GS	TACKLES			SACKS		INTERCEPTIONS					FUMBLES		
				TT	Solo	Asst.	No.	Yards	No.	Yards	LG	TD	PD	FF	FR	Yards
2002	Baltimore	16	16	86	69	17	1.0	3.0	5	167	59	0	13	1	0	0
2003	Baltimore	16	15	92	77	15	1.0	12.0	*7	132	54t	1	*19	1	0	0
2004	Baltimore	16	16	89	80	9	2.0	28.0	**9	**358	106t	1	*17	3	2	44
2005	Baltimore	10	10	40	36	4	0.0	0.0	1	23	23	0	12	0	0	0
2006	Baltimore	16	16	66	61	5	0.0	0.0	5	70	37	1	16	1	1	32
2007	Baltimore	16	16	45	36	9	0.0	0.0	*7	130	32	0	13	0	1	6
2008	Baltimore	16	16	40	32	8	1.0	9.0	**9	*264	^107t	2	15	1	2	27
2009	Baltimore	12	12	54	50	4	0.0	0.0	3	111	52t	1	6	3	1	13
2010	Baltimore	10	10	39	29	10	0.0	0.0	**8	**183	44	0	*16	1	0	0
2011	Baltimore	16	16	52	44	8	1.0	4.0	3	25	16	0	8	1	0	0
2012	Baltimore	16	10	58	49	9	0.0	0.0	*4	78	34t	1	15	0	*3	31
2013	Hou./NYJ	14	10	38	27	11	0.0	0.0	3	49	25	0	4	0	0	0
Totals		174	169	699	590	109	6.0	56.0	#64	^1,590	^107t	7	154	12	10	153

^NFL RECORD

#FRANCHISE RECORD (61 WITH THE RAVENS)

**LED NFL

*LED TEAM

SPECIAL TEAMS TACKLES (8): 2002 (8)

CAREER SINGLE-GAME HIGHS (REGULAR SEASON)

Total Tackles: 14 (9/7/03 at Pit.)	Solo Tackles: 10 2 times (last: 11/16/03 at Mia.)
Sacks: 1 6 times (last: 10/2/11 vs. NYJ)	INTs: 2 12 times (last: 9/11/11 vs. Pit.)
Forced Fumbles: 1 12 times (last: 10/2/11 vs. NYJ)	Fumble Recoveries: 1 10 times (last: 12/2/12 vs. Pit.)
Passes Defensed: 5 (11/28/10 vs. TB)	

Additional Statistics: Returned 29 punts for 204 yards, including 1 return for a 63-yard TD (9/10/07 at Cin.)...Returned a fumble recovery (which he forced) 22 yards for a TD (10/10/04 at Was.)...Posted a safety on 10/1/06 vs. SD...Returned a fumble recovery (which he forced) 22 yards for a TD (12/7/08 vs. Was.)

Punt Blocks: Blocked 4 punts in his career, returning 3 for TDs (tied for NFL record): 9/30/02 vs. Den., first punt block in franchise history; 11/24/02 vs. Ten., returned 11 yards for a TD; 10/12/03 at Ari., returned 22 yards for a TD; 11/23/03 vs. Sea., returned 16 yards for a TD.

POSTSEASON

Year	Team	GP	GS	TACKLES			SACKS		INTERCEPTIONS					FUMBLES		
				TT	Solo	Asst.	No.	Yards	No.	Yards	LG	TD	PD	FF	FR	Yards
2003	Baltimore	1	1	3	3	0	0.0	0.0	1	23	23	0	2	0	0	0
2006	Baltimore	1	1	2	2	0	0.0	0.0	2	0	0	0	3	0	0	0
2008	Baltimore	3	3	7	6	1	0.0	0.0	2	76	64t	1	3	0	0	0
2009	Baltimore	2	2	6	3	3	0.0	0.0	2	63	38	0	3	0	0	0
2010	Baltimore	2	2	7	6	1	0.0	0.0	0	0	0	0	0	0	1	0
2011	Baltimore	2	2	10	9	1	0.0	0.0	1	0	0	0	6	0	0	0
2012	Baltimore	4	4	15	14	1	0.0	0.0	1	6	6	0	3	0	0	0
Totals		15	15	50	43	7	0.0	0.0	9	168	64t	1	20	0	1	0

PLAYOFF BALLHAWK

S Ed Reed tallied 9 INTs in 15 career playoff games, tying for the most all time. Reed's 168 return yards stand fourth all time, while he also posted 50 tackles (43 solo) and 20 PD in postseason play.

POSTSEASON INTERCEPTION LEADERS (NFL History)

Rk.	Player	INT	Yards	TDs	Games
1.	Ed Reed	9	168	1	15
	Ronnie Lott	9	187	2	11
	Bill Simpson	9	149	1	6
	Charlie Waters	9	124	0	10

REED'S CAREER TOUCHDOWNS

Date/Game	Result	Touchdown
09/10/12 vs. Cin.	W	34-yard INT return
10/11/09 vs. Cin.	L	52-yard INT return
1/4/09 at Mia. (WC)	W	64-yard INT return
12/7/08 vs. Was.	W	22-yard FR return
11/23/08 vs. Phi.	W	107-yard INT return (NFL record)
9/21/08 vs. Cle.	W	32-yard INT return
9/10/07 at Cin.	L	63-yard punt return
11/5/06 vs. Cin.	W	25-yard INT return
11/7/04 vs. Cle.	W	106-yard INT return
10/10/04 at Was.	W	22-yard FR return
11/23/03 vs. Sea.	W	16-yard punt block return
10/12/03 at Ari.	W	22-yard punt block return
9/14/03 vs. Cle.	W	54-yard INT return
11/24/02 vs. Ten.	W	11-yard punt block return

ALL-TIME TRADES & ATTENDANCE

RAVENS ALL-TIME TRADES

MARCH 12, 1996

Traded 1997 fourth-round pick to Seattle for G Jeff Blackshear.

FEBRUARY 14, 1997

Traded T Tony Jones to Denver for Broncos 1997 second-round pick (S Kim Herring).

AUGUST 24, 1997

Ravens traded their 1998 seventh-round pick to Pittsburgh for OL Bernard Dafney.

AUGUST 24, 1997

Traded 1999 seventh-round pick to Philadelphia for G Ben Cavit.

FEBRUARY 14, 1998

Traded 1998 third- and fourth-round picks to Indianapolis for QB Jim Harbaugh and Colts 1998 fourth-round pick.

FEBRUARY 18, 1998

Traded 1999 third-round pick to Tampa Bay for RB Errict Rhett.

MARCH 22, 1999

Traded 1999 third-round pick and conditional 2000 fifth-round pick to Detroit for QB Scott Mitchell.

MARCH 30, 1999

Traded 1999 sixth-round pick to New England for TE Lovett Purnell.

APRIL 17, 1999

Traded 1999 fifth-round pick and 2000 seventh-round pick to St. Louis for QB Tony Banks.

MARCH 16, 2004

In a three-team trade, the Ravens sent a second-round pick to the 49ers in exchange for WR Terrell Owens (3/3), then reached a settlement prior to arbitration when Baltimore acquired a fifth-round compensatory pick from Philadelphia, re-acquired the original second round pick, and the Eagles acquired Owens.

APRIL 25, 2004

Traded fourth-round pick to Jacksonville for WR Kevin Johnson.

JUNE 8, 2006

Traded 2007 fourth-round draft pick (128th overall) to Tennessee for QB Steve McNair.

JUNE 19, 2006

Traded 2007 conditional draft pick to Indianapolis for S Gerome Sapp.

MARCH 9, 2007

Traded three draft picks (third and seventh in 2007; third in 2008) to Buffalo for RB Willis McGahee, who signed a six-year deal with the Ravens.

APRIL 27, 2008

Traded 2008 fourth-round draft pick (125th overall) to Oakland for CB Fabian Washington.

MARCH 5, 2010

Traded 2010 third- and fourth-round draft picks to Arizona for WR Anquan Boldin and a 2010 fifth-round draft choice.

SEPTEMBER 1, 2010

Traded 2011 conditional draft pick to Seattle for CB Josh Wilson. (Trade yielded a fifth-round choice for the Seahawks.)

AUGUST 12, 2011

Traded a 2012 fourth-round draft pick to Buffalo for WR Lee Evans.

MARCH 11, 2013

Traded WR Anquan Boldin to San Francisco for a 2013 sixth-round draft choice.

MAY 9, 2013

Traded a conditional 2014 draft choice to Indianapolis in exchange for G/C A.Q. Shipley.

AUGUST 21, 2013

Traded WR/RS David Reed to Indianapolis in exchange for RB Delone Carter.

OCTOBER 3, 2013

Traded a 2014 fourth- and fifth-round pick to Jacksonville in exchange for T Eugene Monroe.

OCTOBER 21, 2013

Traded T Bryant McKinnie to Miami in exchange for a conditional 2015 draft pick.

MARCH 26, 2014

Traded a 2015 draft pick to Tampa Bay in exchange for C Jeremy Zuttah.

MARCH 10, 2015

Traded DT Haloti Ngata and a 2015 seventh-round draft choice to Detroit for 2015 fourth- and fifth-round draft picks.

APRIL 1, 2015

Traded C/G Gino Gradkowski and a 2016 fifth-round draft choice to Denver in exchange for a 2016 fourth-round pick.

SEPTEMBER 5, 2015

Traded C Nick Easton to the San Francisco 49ers in exchange for a 2016 conditional draft pick.

SEPTEMBER 21, 2015

Traded a 2016 seventh-round draft choice to Miami in exchange for CB Will Davis.

OCTOBER 3, 2015

Traded a conditional draft pick to St. Louis in exchange for WR Chris Givens.

ALL-TIME ATTENDANCE FIGURES

Year	Home Attend.	Home Average	Road Attend.	Road Average	Preseason Attend.	Playoffs Attend.	Total Attend.	Average
1996	471,665	58,958	434,075	54,259	217,533	—	1,123,273	56,164
1997	475,236	59,404	465,680	58,210	189,179	—	1,130,095	56,505
1998	549,531	68,691	434,548	54,318	228,568	—	1,212,647	60,632
1999	547,127	68,391	458,844	57,356	214,734	—	1,220,705	61,035
2000	551,695	68,961	510,678	63,834	281,125	272,870	1,616,368	67,349
2001	554,991	69,374	508,251	63,531	209,222	136,227	1,408,691	67,080
2002	554,724	69,341	519,740	64,925	270,117	—	1,344,581	67,229
2003	556,634	69,579	450,295	56,287	275,416	69,452	1,351,797	64,371
2004	558,594	69,824	564,694	70,586	281,567	—	1,404,855	70,243
2005	563,076	70,385	533,939	66,742	251,796	—	1,348,811	67,441
2006	566,547	70,818	558,640	69,830	264,087	71,162	1,460,436	69,545
2007	569,226	71,153	542,974	67,872	273,271	—	1,385,471	69,274
2008	570,152	71,269	545,313	68,164	270,352	208,733	1,594,550	69,328
2009	568,660	71,083	505,417	63,177	278,713	136,291	1,489,081	67,686
2010	569,817	71,227	553,619	69,202	256,642	137,069	1,517,147	68,961
2011	569,792	71,224	514,110	64,264	277,681	140,303	1,501,886	68,268
2012	570,229	71,279	539,175	67,397	262,889	287,891	1,660,184	69,174
2013	569,084	71,136	536,938	67,117	242,044	—	1,348,066	67,403
2014	568,353	71,044	527,776	65,972	292,033	131,536	1,519,698	69,077
2015	568,018	71,002	515,901	64,488	278,422	—	1,362,341	68,117
Total	11,073,151	69,207	10,220,607	63,879	5,115,391	1,591,534	28,000,683	66,352
# of Games	160	—	160	—	79*	23	422	—


*8/13/01 @ Philadelphia cancelled: field conditions

ALL-TIME AP HONORS


ASSOCIATED PRESS PLAYERS OF THE YEAR




**LB Peter Boulware – 1997
Defensive Rookie of the Year**




**LB Ray Lewis – 2000 & 2003
Defensive Player of the Year**



**RB Jamal Lewis – 2003
Offensive Player of the Year**



**S Ed Reed – 2004
Defensive Player of the Year**



OLB Terrell Suggs – 2003 Def. Rookie of the Year & 2011 Def. Player of the Year

ASSOCIATED PRESS ALL-PRO HONOREES

Year	Player	Team	Year	Player	Team	Year	Player	Team
1997	T Jonathan Ogden	First	2003	S Ed Reed	Second	2010	K Billy Cundiff	First
1998	RS Jermaine Lewis	First	2004	LB Ray Lewis	First	2010	LB Ray Lewis	Second
1998	LB Ray Lewis	Second	2004	CB Chris McAlister	Second	2010	DT Haloti Ngata	First
1998	T Jonathan Ogden	Second	2004	T Jonathan Ogden	Second	2010	S Ed Reed	First
1999	LB Peter Boulware	Second	2004	S Ed Reed	First	2011	FB Vonta Leach	First
1999	LB Ray Lewis	First	2006	FB Ovie Mughelli	Second	2011	DT Haloti Ngata	First
1999	T Jonathan Ogden	Second	2006	T Jonathan Ogden	Second	2011	S Ed Reed	Second
2000	DT Sam Adams	Second	2006	S Ed Reed	First	2011	RB Ray Rice	Second
2000	DE Rob Burnett	Second	2006	LB Bart Scott	Second	2011	LB Terrell Suggs	First
2000	LB Ray Lewis	First	2006	K Matt Stover	Second	2011	G Marshal Yanda	Second
2000	T Jonathan Ogden	First	2006	LB Adalius Thomas	First	2012	RS Jacoby Jones	First
2000	K Matt Stover	First	2007	S Ed Reed	First	2012	FB Vonta Leach	First
2000	S Rod Woodson	Second	2008	LB Ray Lewis	First	2012	DT Haloti Ngata	Second
2001	RS Jermaine Lewis	Second	2008	FB Le'Ron McClain	First	2012	G Marshal Yanda	Second
2001	LB Ray Lewis	First	2008	DT Haloti Ngata	Second	2013	K Justin Tucker	First
2001	T Jonathan Ogden	Second	2008	S Ed Reed	First	2014	OLB Elvis Dumervil	First
2002	T Jonathan Ogden	First	2008	LB Terrell Suggs	Second	2014	LB C.J. Mosley	Second
2003	TE Todd Heap	Second	2009	LB Ray Lewis	First	2014	DT Haloti Ngata	Second
2003	RB Jamal Lewis	First	2009	FB Le'Ron McClain	Second	2014	G Marshal Yanda	First
2003	LB Ray Lewis	First	2009	DT Haloti Ngata	Second	2015	P Sam Koch	Second
2003	CB Chris McAlister	First	2009	S Ed Reed	Second	2015	G Marshal Yanda	First
2003	T Jonathan Ogden	First	2009	RB Ray Rice	Second			

RAVENS ALL-TIME HONORS

PLAYERS OF THE MONTH

Year	Month	Player	Honor	Year	Month	Player	Honor
1998	Sept.	PR Jermaine Lewis	Special Teams	2006	Sept.	K Matt Stover	Special Teams
2000	Sept.	DE Rob Burnett	Defense	2008	Dec.	S Ed Reed	Defense
2000	Nov.	K Matt Stover	Special Teams	2010	Nov.	LB Terrell Suggs	Defense
2000	Dec.	KR/PR Jermaine Lewis	Special Teams	2010	Dec.	S Ed Reed	Defense
2003	Nov.	LB Ray Lewis	Defense	2011	Dec.	LB Terrell Suggs	Defense
2003	Dec.	RB Jamal Lewis	Offense	2012	Nov.	RS Jacoby Jones	Special Teams
2004	Oct.	KR/PR B.J. Sams	Special Teams	2013	Nov.	K Justin Tucker	Special Teams
2004	Nov.	S Ed Reed	Defense	2014	Nov.	K Justin Tucker	Special Teams
2006	Sept.	LB Bart Scott	Defense				

ROOKIES OF THE MONTH

Year	Month	Player	Honor	Year	Month	Player	Honor
1997	Sept.	LB Peter Boulware	Defense	2008	Nov.	QB Joe Flacco	Offense
2000	Nov.	RB Jamal Lewis	Offense	2009	Dec./Jan.	T Michael Oher	Offense
2003	Sept.	LB Terrell Suggs	Defense	2014	Oct. & Dec.	LB C.J. Mosley (twice)	Defense

PLAYER OF THE WEEK HONORS

Year	Wk.	Player	Honor	Year	Wk.	Player	Honor	Year	Wk.	Player	Honor
1996	1	LB Ray Lewis	Def.	2002	10	WR/RS Lamont Brightful	ST	2009	17	RB Willis McGahee	Off.
1996	5	RB Earnest Byner	Off.	2002	12	LB Ed Hartwell	Def.	2010	3	WR Anquan Boldin	Off.
1996	9	QB Vinny Testaverde	Off.	2002	13	S Chad Williams	Def.	2010	9	DT Haloti Ngata	Def.
1996	14	WR Derrick Alexander	Off.	2003	2	RB Jamal Lewis	Off.	2010	14	WR/RS David Reed	ST
1997	9	LB Ray Lewis	Def.	2003	6	S Ed Reed	ST	2010	15	RB Ray Rice	Off.
1997	15	WR/RS Jermaine Lewis	ST	2003	12	QB Anthony Wright	Off.	2010	16	S Ed Reed	Def.
1998	2	CB Rod Woodson	Def.	2003	16	RB Jamal Lewis	Off.	2011	1	OLB Terrell Suggs	Def.
1998	4	RB Priest Holmes	Off.	2003	17	LB Ray Lewis	Def.	2011	3	LB Ray Lewis	Def.
1998	4	KR Jermaine Lewis	ST	2004	7	CB Deion Sanders	Def.	2011	4	LB Jarret Johnson	Def.
1998	10	DE Michael McCrary	Def.	2004	9	S Ed Reed	Def.	2011	11	WR Torrey Smith	Off.
1999	3	LB Peter Boulware	Def.	2004	10	QB/P Kordell Stewart	ST	2011	12	OLB Terrell Suggs	Def.
1999	11	K Matt Stover	ST	2004	14	QB Kyle Boller	Off.	2011	13	RB Ray Rice	Off.
1999	13	DE Michael McCrary	Def.	2005	11	K Matt Stover	ST	2011	14	OLB Terrell Suggs	Def.
1999	14	WR Qadry Ismail	Off.	2005	13	OLB Terrell Suggs	Def.	2011	17	RB Ray Rice	Off.
1999	16	K Matt Stover	ST	2006	1	LB Ray Lewis	Def.	2012	1	QB Joe Flacco	Off.
2000	1	DE Rob Burnett	Def.	2006	10	DE Trevor Pryce	ST	2012	6	RS Jacoby Jones	ST
2000	2	QB Tony Banks	Off.	2006	11	RS B.J. Sams	ST	2012	16	RB Ray Rice	Off.
2000	5	S Rod Woodson	Def.	2006	17	CB Chris McAlister	Def.	2013	10	K Justin Tucker	ST
2000	6	K Matt Stover	ST	2007	3	WR/RS Yamon Figurs	ST	2013	12	K Justin Tucker	ST
2000	16	LB Jamie Sharper	Def.	2007	6	K Matt Stover	ST	2013	15	K Justin Tucker	ST
2000	17	WR/RS Jermaine Lewis	ST	2008	7	OLB Terrell Suggs	Def.	2014	3	K Justin Tucker	ST
2001	3	S Corey Harris	Def.	2008	9	QB Joe Flacco	Off.	2014	6	QB Joe Flacco	Off.
2001	8	K Matt Stover	ST	2008	10	LB Ray Lewis	Def.	2014	10	RB Justin Forsett	Off.
2001	12	DE Adalius Thomas	Def.	2008	12	S Ed Reed	Def.	2014	12	RB Justin Forsett	Off.
2001	15	LB Ray Lewis	Def.	2008	14	S Ed Reed	Def.	2014	14	OLB Elvis Dumervil	Def.
2001	17	LB Peter Boulware	Def.	2008	16	P Sam Koch	ST	2015	4	K Justin Tucker	ST
2002	4	LB Ray Lewis	Def.	2009	3	LB Brendon Ayanbadejo	Def.	2015	8	K Justin Tucker	ST
2002	4	CB Chris McAlister	ST	2009	15	CB Domonique Foxworth	Def.	2015	12	S Will Hill III	ST

RAVENS PRO BOWLERS

1996
QB Vinny Testaverde
S Eric Turner

1997
LB Ray Lewis
T Jonathan Ogden

1998
LB Peter Boulware
RS Jermaine Lewis
LB Ray Lewis
DE Michael McCrary
T Jonathan Ogden
ST Bennie Thompson

1999
LB Peter Boulware
LB Ray Lewis
DE Michael McCrary
T Jonathan Ogden
S Rod Woodson

2000
DT Sam Adams
LB Ray Lewis
T Jonathan Ogden
K Matt Stover
S Rod Woodson

2001
DT Sam Adams
RS Jermaine Lewis
LB Ray Lewis
T Jonathan Ogden
TE Shannon Sharpe
S Rod Woodson

2002
T Jonathan Ogden
LB Peter Boulware
TE Todd Heap

2003 (tied KC for most in NFL)

LB Peter Boulware
TE Todd Heap
RB Jamal Lewis
LB Ray Lewis
CB Chris McAlister
T Jonathan Ogden
S Ed Reed
ST Adalius Thomas

2004
T Jonathan Ogden
LB Ray Lewis
CB Chris McAlister
S Ed Reed
LB Terrell Suggs

2005
T Jonathan Ogden

2006
T Jonathan Ogden*
LB Ray Lewis*
CB Chris McAlister
QB Steve McNair*
S Ed Reed
LB Bart Scott
LB Terrell Suggs
LB Adalius Thomas

* Ogden (toe) went to the Pro Bowl but did not play; Scott went instead of Lewis (hand); QB Vince Young (Ten.) went in lieu of McNair.

2007
T Jonathan Ogden
LB Ray Lewis
RB Willis McGahee
S Ed Reed

2008
ST Brendon Ayanbadejo
LB Ray Lewis
FB Le'Ron McClain
S Ed Reed
LB Terrell Suggs

2009
LB Ray Lewis
FB Le'Ron McClain
DT Haloti Ngata
S Ed Reed*
RB Ray Rice

* Reed (injured hip/ankle) did not play.

2010
K Billy Cundiff
LB Ray Lewis
DT Haloti Ngata
S Ed Reed*
OLB Terrell Suggs

* Reed (death in family) did not play.

2011
G Ben Grubbs
FB Vonta Leach
LB Ray Lewis
DT Haloti Ngata
S Ed Reed*
RB Ray Rice*
OLB Terrell Suggs*
G Marshal Yanda

* Reed (injury), Rice (family matter) and Suggs (injury) did not play.

2012
RS Jacoby Jones
FB Vonta Leach
DT Haloti Ngata
S Ed Reed
RB Ray Rice
G Marshal Yanda

2013
DT Haloti Ngata
OLB Terrell Suggs
K Justin Tucker
G Marshal Yanda

2014
OLB Elvis Dumervil
RB Justin Forsett
LB C.J. Mosley
G Marshal Yanda

2015
LS Morgan Cox
OLB Elvis Dumervil
P Sam Koch
G Marshal Yanda



MOST PRO BOWLS	
LB	Ray Lewis..... 13
T	Jonathan Ogden..... 11
S	Ed Reed 9
OLB	Terrell Suggs 6
DT	Haloti Ngata..... 5
G	Marshal Yanda 5
OLB	Peter Boulware..... 4

RAVENS RING OF HONOR & MAN OF THE YEAR

The Ravens' Ring of Honor, presented by Smyth Jewelers, salutes special inductees at M&T Bank Stadium with banners. Each member is recognized for his extraordinary contributions to the NFL, the Ravens and the Baltimore community.



2015
S ED REED
Nov. 22 vs. St. Louis



2006
LB PETER BOULWARE
Nov. 5 vs. Cincinnati



2014
TE TODD HEAP
Sept. 28 vs. Carolina



2004
DE MICHAEL MCCRARY
Oct. 4 vs. Kansas City



2013
LB RAY LEWIS
Sept. 22 vs. Houston



2003
OWNER ART MODELL
Dec. 28 vs. Pittsburgh



2012
RB JAMAL LEWIS
Sept. 9 vs. Cleveland



2002
EIGHT BALTIMORE COLTS (ALL HALL OF FAMERS)
QB Johnny Unitas
WR Raymond Berry
DT Art Donovan
TE John Mackey
LB Ted Hendricks
Oct. 20 vs. Jacksonville



2011
K MATT STOVER
Nov. 20 vs. Cincinnati



2000
RB EARNEST BYNER
Nov. 26 vs. Cleveland



2008
T JONATHAN OGDEN
Oct. 26 vs. Oakland

Note: Date of ROH Induction Indicated Below Name

WALTER PAYTON MAN OF THE YEAR



The Walter Payton NFL Man of the Year Award recognizes an NFL player for his excellence on and off the field. The award was established in 1970 and then renamed in 1999 after the late Hall of Fame Chicago Bears running back, Walter Payton. Each team nominates one player who has had a significant positive impact on his community. In 2011, Ravens C Matt Birk (left) was presented the prestigious NFL honor.

- | | |
|--|-----------------------|
| 2015 - Steve Smith Sr. | 2007 - Ray Lewis |
| 2014 - Torrey Smith | 2006 - Ray Lewis |
| 2013 - Torrey Smith | 2005 - Edwin Mulitalo |
| 2012 - Anquan Boldin | 2004 - Ray Lewis |
| 2011 - Matt Birk (NFL Man of the Year) | 2003 - Ray Lewis |
| 2010 - Anquan Boldin | 2002 - Jonathan Ogden |
| 2009 - Ed Reed | 2001 - Mike McCrary |
| 2008 - Ray Lewis | |

RAVENS ALL-TIME ROSTER

12	Abney, Derek (WR/RS)	Kentucky, 2004	83	Brown, Daniel (WR)	James Madison, 2015
95	Adams, Sam (DT)	Texas A&M, 2000-01	60	Brown, Jason (G/C)	North Carolina, 2005-08
43	Adams, Vashone (S)	Eastern Michigan, 1996	69	Brown, Leon (G)	Alabama, 2015
11	Aiken, Kamar (WR)	Central Florida, 2014-15	14	Brown, Marlon (WR)	Georgia, 2013-15
82	Alexander, Derrick (WR)	Michigan, 1996-97	31	Brown, Omar (S)	Marshall, 2012-13
35	Allen, Anthony (RB)	Georgia Tech, 2011-12	78	Brown, Orlando (T)	S. Carolina St., 1996-98, 2003-05
37	Allen, Javorius (RB)	Southern California, 2015	47	Brown, Ricky (LB)	Boston College, 2012
29	Allen, Terry (RB)	Clemson, 2001	49	Bryant, D.J. (LB)	James Madison, 2013
38	Ali, Charles (FB)	Arkansas-Pine Bluff, 2009	10	Bulger, Mark (QB)	West Virginia, 2010
66	Anderson, Bennie (OL)	Tennessee State, 2001-04	54	Burgess, Prescott (LB)	Michigan, 2007-11
14	Anderson, Derek (QB)	Oregon State, 2005	90	Burnett, Rob (DE)	Syracuse, 1996-2001
38	Anderson, Mike (RB)	Utah, 2006-07	85	Burrough, Jonathan (TE)	New Mexico, 2001
79	Anderson, Willie (T)	Auburn, 2008	17	Butler, Jeremy (WR)	Tennessee-Martin, 2014-15
88	Armour, Justin (WR)	Stanford, 1999	38	Butler, Robb (DB)	Robert Morris, 2005
24	Arrington, Kyle (CB)	Hofstra, 2015	21	Byner, Earnest (RB)	East Carolina, 1996-97
70	Arvie, Herman (OL)	Grambling, 1996	56	Bynes, Josh (LB)	Auburn, 2011-13
74	Atkins, James (OL)	SW Louisiana, 1997-99	25	Byrdson, Shawn (DB)	Mississippi State, 2002
51	Ayanbadejo, Brendon (LB)	UCLA, 2008-12	56	Caldwell, Mike (LB)	Middle Tennessee St., 1996
30	Ayanbadejo, Obafemi (FB)	San Diego St., 1999-2001	15	Campanaro, Michael (WR)	Wake Forest, 2014-15
56	Babin, Jason (OLB)	Western Michigan, 2015	99	Canty, Chris (DE)	Virginia, 2013-15
35	Bailey, Robert (DB)	Miami (FL), 2000	25	Carr, Chris (CB/RS)	Boise State, 2009-11
86	Bajema, Billy (TE)	Oklahoma State, 2012-13	56	Carter, Chris (OLB)	Fresno State, 2015
23	Baldwin, Randy (RB)	Mississippi, 1996	22	Carter, Dale (DB)	Tennessee, 2004-05
12	Banks, Tony (QB)	Michigan State, 1999-2000	10	Case, Stoney (QB)	New Mexico, 1999
94	Bannan, Justin (DT)	Colorado, 2006-09	23	Cason, Antoine (CB)	Arizona, 2014
80	Bannister, Alex (WR)	Eastern Kentucky, 2006	65	Cavil, Ben (OL)	Oklahoma, 1997-98
50	Barnes, Antwan (LB)	Florida International, 2007-09	65	Caylor, Drew (OL)	Stanford, 2005
28	Baxter, Gary (DB)	Baylor, 2001-04	92	Chase, Martin (DT)	Oklahoma, 1998-99
12	Beck, John (QB)	BYU, 2009	65	Chester, Chris (G/C)	Oklahoma, 2006-10
76	Bernstein, Alex (OL)	Amherst, 1997	87	Clark, Dallas (TE)	Iowa, 2013
28	Berry, Damien (RB)	Miami (FL), 2011-12	55	Clark, Sedric (LB)	Tulsa, 1996
45	Beyer, Brennen (OLB)	Michigan, 2015	63	Clausell, Blaine (T)	Mississippi State, 2015
68	Bilukidi, Christo (DT)	Georgia State, 2014-15	2	Clausen, Jimmy (QB)	Notre Dame, 2015
77	Birk, Matt (C)	Harvard, 2009-12	81	Clay, Kaelin (WR/RS)	Utah, 2015
89	Bishop, Harold (TE)	LSU, 1996	89	Clayton, Mark (WR)	Oklahoma, 2005-09
69	Blackshear, Jeff (G)	NE Louisiana, 1996-99	81	Coates, Ben (TE)	Livingstone, 2000
11	Blake, Jeff (QB)	East Carolina, 2002	53	Cody, Dan (LB/DE)	Oklahoma, 2005-07
74	Bobo, Orlando (OL)	NW Louisiana, 2000-01	62	Cody, Terrence (DT)	Alabama, 2010-14
81	Boldin, Anquan (WR)	Florida State, 2010-12	63	Collins, Mike (G)	Wake Forest, 2002
7	Boller, Kyle (QB)	California, 2003-08	49	Collins, Ryan (TE)	St. Thomas (MN), 1999
70	Bolling, Nate (DT)	Wake Forest, 2003	37	Considine, Sean (S)	Iowa, 2012
36	Booth, Isaac (DB)	California, 1996	72	Cook, Damion (T)	Bethune-Cookman, 2002-04
67	Boren, Justin (G/C)	Ohio State, 2011	26	Cook, Emanuel (S)	South Carolina, 2011-12
58	Boulware, Peter (OLB)	Florida State, 1997-2005	15	Copper, Terrance (WR)	East Carolina, 2008
2	Bouman, Todd (QB)	St. Cloud State, 2008	23	Cotton, Kenyon (FB)	SW Louisiana, 1997-98
82	Boyle, Nick (TE)	Delaware, 2015	64	Cousins, Oniel (G/T)	UTEP, 2008-10
24	Brady, Donny (DB)	Wisconsin, 1996-98	46	Cox, Morgan (LS)	Tennessee, 2010-15
22	Brew, Dorian (CB)	Kansas, 1996-97	51	Croel, Mike (LB)	Nebraska, 1996
57	Brigance, O.J. (LB)	Rice, 2000	7	Cundiff, Billy (K)	Drake, 2009-11
45	Brightful, Lamont (RS)	E. Washington, 2002-03	1	Cunningham, Randall (QB)	UNLV, 2001
16	Britton, Eddie (WR)	Central State (OH), 1997	80	Curtis, Tony (TE)	Portland State, 2009
44	Brookins, Jason (RB)	Lane College, 2000-01	72	Dafney, Bernard (OL)	Tennessee, 1997
77	Brooks, Ethan (T)	Williams College, 2002-04	91	Dalton, Lionel (DT)	Eastern Michigan, 1998-2001
31	Brooks, Terrence (S)	Florida State, 2014-15	30	Daniel, Eugene (CB)	Louisiana State, 1997
59	Brown, Arthur (LB)	Kansas State, 2013-15	53	Daniels, Dexter (LB)	Florida, 1996
23	Brown, Chykie (CB)	Texas, 2011-14	30	Daniels, P.J. (RB)	Georgia Tech, 2006-08
51	Brown, Cornell (LB)	VA Tech, 1997-2000, 2002-04	81	Daniels, Owen (TE)	Wisconsin, 2014
18	Brown, Curtis (WR)	Alabama, 1996	81	Darling, Devard (WR)	Washington St., 2004-07

RAVENS ALL-TIME ROSTER

56	Davis, Anthony (LB)	Utah, 2000	85	Gordon, Richard (TE)	Miami (FL), 2015
86	Davis, Billy (WR)	Pittsburgh, 1999-2000	37	Gorrer, Danny (DB)	Texas A&M, 2011, 2014
94	Davis, Carl (DT)	Iowa, 2015	66	Gradkowski, Gino (C/G)	Delaware, 2012-14
39	Davis, Will (CB)	Utah State, 2015	24	Graham, Corey (CB)	New Hampshire, 2012-13
85	DeLong, Greg (HB)	North Carolina, 1999	34	Graham, Jay (RB)	Tennessee, 1997-99
47	Demps, Will (S)	San Diego St., 2002-05	12	Graham, Shayne (K)	West Virginia, 2011
60	DeVries, Jed (OL)	Utah State, 1996	18	Grbac, Elvis (QB)	Michigan, 2001
84	Dickson, Ed (TE)	Oregon, 2010-13	86	Green, Eric (TE)	Liberty, 1996-98
8	Dilfer, Trent (QB)	Fresno State, 2000	95	Green, Howard (DT)	Louisiana State, 2002
87	Dinkins, Darnell (TE)	Pittsburgh, 2004-05	33	Green, Justin (FB)	Montana, 2005-07
96	Divens, Lamar (DT)	Tennessee State, 2008-10	54	Green, Roderick (LB)	Central Missouri St., 2004-05
17	Doss, Tandon (WR)	Indiana, 2011-13	42	Greenwood, Chris (CB)	Albion, 2014
94	Douglas, Marques (DL)	Howard, 1999, 2001-04, 2008	97	Gregg, Kelly (DT)	Oklahoma, 2000-10
36	Dowden, Corey (DB)	Grambling, 1996	59	Greisen, Nick (LB)	Wisconsin, 2007-08
38	Draughn, Shaun (RB)	North Carolina, 2013	66	Grubbs, Ben (G)	Auburn, 2007-11
80	Drew, Davon (TE)	East Carolina, 2009-11	65	Gurode, Andre (G/C)	Colorado, 2011
58	Dumervil, Elvis (OLB)	Louisville, 2013-15	93	Guy, Lawrence (DE)	Arizona State, 2014-15
40	Edison, Pedro (TE)	E. Tennessee State, 2000	62	Hale, David (G/T)	Weber State, 2008-10
93	Edwards, Dwan (DE)	Oregon State, 2004-09	58	Haley, Dennis (LB)	Virginia, 2005-06
26	Elam, Matt (S)	Florida, 2013-15	95	Hall, Bryan (DT)	Arkansas State, 2012
59	Ellerbe, Dannel (LB)	Georgia, 2009-12	81	Hambrick, Kenyon (WR)	Alabama A&M, 2001
8	Elling, Aaron (K)	Wyoming, 2005	54	Hamilton, Adrian (OLB)	Prairie View A&M, 2012-13
72	Ellison, Atiyah (DT)	Missouri, 2006	22	Hamlin, Ken (S)	Arkansas, 2010
61	Elmore, John (OL)	Texas, 1997	4	Harbaugh, Jim (QB)	Michigan, 1998
85	Ethridge, Ray (WR)	Pasadena City, 1996-97	70	Harewood, Ramon (G/T)	Morehouse, 2010-12
29	Evans, Charles (FB)	Clark U. (Atl.), 1999-2000	82	Harper, Justin (WR)	Virginia Tech, 2008-10
83	Evans, Lee (WR)	Wisconsin, 2011	51	Harris, Bernardo (LB)	North Carolina, 2002-03
61	Everitt, Steve (C)	Michigan, 1996	45	Harris, Corey (S)	Vanderbilt, 1998-2001
16	Figurs, Yamon (WR/RS)	Kansas St., 2007-08	67	Harrison, Chris (G)	Virginia, 1999
8	Finnerty, Cullen (QB)	Grand Valley St., 2007	48	Hartley, Frank (TE)	Illinois, 1996
98	Fitch, Zarnell (DT)	TCU, 2007	56	Hartwell, Edgerton (LB)	Western Illinois, 2001-04
37	Fitzhugh, Keith (S)	Mississippi State, 2009	6	Hauschka, Steve (K)	North Carolina St., 2008-09
5	Flacco, Joe (QB)	Delaware, 2008-15	86	Heap, Todd (TE)	Arizona State, 2001-10
62	Flynn, Mike (C)	Maine, 1997-2007	70	Hellestrae, Dale (LS)	Southern Methodist, 2001
71	Folau, Spencer (T)	Idaho, 1996-2000	67	Hernandez, Adam (OL)	Yale, 1998
78	Footman, Dan (DL)	Florida State, 1996	20	Herring, Kim (S)	Penn State, 1997-2000
48	Ford, Chase (TE)	Miami (FL), 2015	33	Hill III, Will (S)	Florida, 2014-15
29	Forsett, Justin (RB)	California, 2014-15	33	Hoard, Leroy (RB)	Michigan, 1996
91	Fortune, Elliott (DL)	Georgia Tech, 1996	33	Holmes, Priest (RB)	Texas, 1997-2000
24	Foxworth, Domonique (CB)	Maryland, 2009-11	15	Horsey, Albert (WR)	Delaware State, 2001
91	Franklin, Aubrayo (DT)	Tennessee, 2003-06	70	Houser, Kevin (LS)	Ohio State, 2010
38	Franks, Dominique (CB)	Oklahoma, 2014	84	Houshmandzadeh, T.J. (WR)	Oregon State, 2010
97	Frase, Paul (DE)	Syracuse, 1998	66	Hudson, John (LS)	Auburn, 2000
94	Frederick, Mike (DL)	Virginia, 1996-98	29	Huff, Michael (S)	Texas, 2013
26	Fuller, Corey (CB/S)	Florida State, 2003-04	33	Hughley, Delvin (CB)	Jacksonville St., 2001
71	Gaither, Jared (T)	Maryland, 2007-10	23	Hunter, Dameron (RB)	Utah, 2002
35	Gardner, Carwell (FB)	Louisville, 1996	23	Hunter, Earnest (RB)	SE Oklahoma, 1996
32	Gash, Sam (FB)	Penn State, 2000-02	84	Hunter, Javin (WR)	Notre Dame, 2002-03
44	Gaston, Willie (CB)	Houston, 2007	74	Hurst, James (T)	North Carolina, 2014-15
40	Gerard, K.J. (S)	Northern Arizona, 2009	80	Hymes, Randy (WR)	Grambling St., 2002-05
61	Gibson, Gary (DT)	Rutgers, 2005	32	Ihedigbo, James (S)	Massachusetts, 2012-13
80	Gillmore, Crockett (TE)	Colorado State, 2014-15	64	Isaia, Sale (G)	UCLA, 1996-98
13	Givens, Chris (WR)	Wake Forest, 2015	87	Ismail, Qadry (WR)	Syracuse, 1999-2001
73	Goad, Tim (DT)	North Carolina, 1996	35	Ivy, Corey (CB)	Oklahoma, 2006-09
62	Goeas, Leo (OL)	Hawaii, 1997	27	Jackson, Asa (CB/RS)	Cal Poly, 2012-15
50	Goganious, Keith (LB)	Penn State, 1996	50	Jackson, Brad (LB)	Cincinnati, 1998-2001
56	Gooden, Tavares (LB)	Miami (FL), 2008-10	81	Jackson, Michael (WR)	Southern Miss., 1996-98
76	Gordon, Amon (DT)	Stanford, 2007	39	Jacobs, Tramain (CB)	Texas A&M, 2014

RAVENS ALL-TIME ROSTER

54 James, Robert (LB)	Arizona State, 2013	30 Magee, Terrence (RB)	Louisiana State, 2015
25 Jenkins, DeRon (DB)	Tennessee, 1996-99	7 Mallett, Ryan (QB)	Arkansas, 2015
6 Jenkins, J.R. (K)	Marshall, 2002	29 Martin, Derrick (CB)	Wyoming, 2006-08
66 Jensen, Ryan (G/C)	Colorado State-Pueblo, 2013-15	85 Mason, Derrick (WR)	Michigan State, 2005-10
97 Jernigan, Timmy (DT)	Florida State, 2014-15	84 Matthews, Chris (WR)	Kentucky, 2015
39 Johnson, Chris (CB)	Louisville, 2012	72 Mattison, Bryan (DL/OL)	Iowa, 2008-11
55 Johnson, J.R. (LB)	Syracuse, 2002	17 Maxwell, Marcus (WR)	Oregon, 2008
95 Johnson, Jarret (LB/DE)	Alabama, 2003-11	58 McAdoo, Michael (OLB)	North Carolina, 2011-12
62 Johnson, Kaleb (G)	Rutgers, 2015	21 McAlister, Chris (CB)	Arizona, 1999-2008
85 Johnson, Kevin (WR)	Syracuse, 2004	98 McBean, Ryan (DT)	Oklahoma State, 2012
83 Johnson, Patrick (WR)	Oregon, 1998-2001, 2004-05	37 McCann, Bryan (CB)	Southern Methodist, 2010-11
83 Johnson, Ron (WR)	Minnesota, 2002-03	53 McClain, Jameel (LB)	Syracuse, 2008-13
50 Johnson, Tim (LB)	Youngstown State, 2001, 06	33 McClain, Le'Ron (FB)	Alabama, 2007-10
97 Jones, Arthur (DE)	Syracuse, 2010-13	50 McClellan, Albert (LB)	Marshall, 2011-15
56 Jones, Edgar (LB/TE)	SE Missouri St., 2007-11	54 McCloud, Tyrus (LB)	Louisville, 1997-98
12 Jones, Jacoby (WR/RS)	Lane College, 2012-14	99 McCrary, Michael (DE)	Wake Forest, 1997-2002
97 Jones, James (DL)	Northern Iowa, 1996-98	58 McCune, Robert (LB)	Louisville, 2007-08
88 Jones, John (TE)	Indiana (PA), 2000-03	47 McDermott, Kevin (LS)	UCLA, 2014
31 Jones, Rondell (S)	North Carolina, 1997	23 McGahee, Willis (RB)	Miami (FL), 2007-10
82 Jones, Terry (TE)	Alabama, 2002-05	38 McKie, Jason (FB)	Temple, 2010
66 Jones, Tony (T)	Western Carolina, 1996	91 McKinney, Brandon (DT)	Michigan State, 2008-11
44 Juszczyk, Kyle (FB)	Harvard, 2013-15	78 McKinnie, Bryant (T)	Miami (FL), 2011-13
70 Katula, Matt (LS)	Wisconsin, 2005-09	9 McNair, Steve (QB)	Alcorn State, 2006-07
96 Kemoeatu, Ma'ake (DT)	Utah, 2002-05, 2012	90 McPhee, Pernell (OLB)	Mississippi State, 2011-14
12 Kight, Danny (K)	Augusta State, 2001	56 Means, Steven (DE)	Buffalo, 2014
88 Kinchen, Brian (TE)	Louisiana State, 1996-98	13 Mellette, Aaron (WR)	Elon, 2013
94 Kindle, Sergio (OLB)	Texas, 2010-12	38 Melvin, Rashaan (CB)	Northern Illinois, 2014-15
34 Knight, Tom (CB)	Iowa, 2002-03	21 Metcalf, Eric (RB)	Texas, 1996-98
4 Koch, Sam (P)	Nebraska, 2006-15	36 Miles, Jeromy (S)	Massachusetts, 2013-14
60 Kooistra, Scott (G/T)	North Carolina State, 2010	30 Miller, Prince (CB)	Georgia, 2010
57 Kopp, Jeff (LB)	USC, 1998-99	97 Missouri, Dwayne (DE)	Northwestern, 2001
74 Kracalik, Mike (T)	San Diego State, 2006-08	42 Mitchell, Anthony (DB)	Tuskegee, 1999-2002
99 Kruger, Paul (OLB/DE)	Utah, 2009-12	60 Mitchell, Jeff (C)	Florida, 1997-2000
47 Kuhn, Scott (TE)	Louisville, 2008	19 Mitchell, Scott (QB)	Utah, 1999
37 Lake, Carnell (S)	UCLA, 2001	79 Moll, Tony (G/T)	Nevada, 2009-10
26 Landry, Dawan (S)	Georgia Tech, 2006-10	60 Monroe, Eugene (T)	Virginia, 2013-15
38 Langham, Antonio (DB)	Alabama, 1996-97	9 Montgomery, Greg (P)	Michigan State, 1996-97
32 Lawrence, Matt (RB)	Massachusetts, 2009-11	84 Moore, Clarence (WR)	Northern Arizona, 2004-06
44 Leach, Vonta (FB)	East Carolina, 2011-13	27 Moore, Stevon (S)	Mississippi, 1996-99
82 LeBel, Harper (TE)	Colorado State, 1998	16 Morgan, Joe (WR)	Walsh, 2015
36 Leonhard, Jim (S)	Wisconsin, 2008	33 Morris, Byron "Bam" (RB)	Texas Tech, 1996-97
41 Levine Sr., Anthony (S)	Tennessee State, 2012-15	33 Morrow, Harold (FB)	Auburn, 2003-04
79 LeVoir, Mark (OL)	Notre Dame, 2011	57 Mosley, C.J. (LB)	Alabama, 2014-15
31 Lewis, Jamal (RB)	Tennessee, 2000-06	43 Mostert, Raheem (RB/RS)	Purdue, 2015
84 Lewis, Jermaine (WR)	Maryland, 1996-2001	27 Mouton, Cash (CB)	Louisiana-Monroe, 2005
23 Lewis, Kendrick (S)	Mississippi, 2015	34 Mughelli, Ovie (FB)	Wake Forest, 2003-06
52 Lewis, Ray (LB)	Miami (FL), 1996-2012	64 Mulitalo, Edwin (G)	Arizona, 1999-2006
95 Lewis-Moore, Kapron (DE)	Notre Dame, 2013-15	16 Murphy, Nick (P)	Arizona State, 2004
61 Lindsay, Everett (OL)	Mississippi, 1999	43 Nakamura, Haruki (S)	Cincinnati, 2008-11
5 Lloyd, Rhys (K)	Minnesota, 2007	11 Nash, Marcus (WR)	Tennessee, 1999-2000
50 Lopez, Nicholas (LB)	Texas Southern, 1997	42 Neal, Lorenzo (FB)	Fresno State, 2008
35 Love, Clarence (DB)	Toledo, 1999-2000	63 Ndukwe, Ikechuku (G)	Northwestern, 2006-07
6 Lucas, Ray (QB)	Rutgers, 2003	6 Nedney, Joe (K)	San Jose St., 1999
39 Luchey, Nick (FB)	Miami (FL), 2006	56 Nelson, Jim (LB)	Penn State, 2005
95 Lyle, Rick (DL)	Missouri, 1996	67 Neujahr, Quentin (C)	Kansas State, 1996-97
29 Lyons, Lamar (DB)	Washington, 1997	92 Ngata, Haloti (DT)	Oregon, 2006-14
59 Maese, Joe (LS)	New Mexico, 2001-04	82 Nordin, Jake (TE)	Northern Illinois, 2007

RAVENS ALL-TIME ROSTER

42	Norton, Zach (CB)	Cincinnati, 2004-05	9	Richey, Wade (K)	Louisiana State, 2003-04
95	Nugent, Dave (DE)	Purdue, 2002	69	Rimpf, Brian (G)	East Carolina, 2004-06
89	Ofodile, A.J. (TE)	Missouri, 1996-99	30	Robertson, Rob (FB)	Northwestern St. (LA), 1998
87	Ogden, Jeff (WR)	Eastern Washington, 1996-99	61	Robinson, Kareem (DE)	Tenn.-Chattanooga, 1998
75	Ogden, Jonathan (T)	UCLA, 1996-2007	87	Robinson, Marcus (WR)	South Carolina, 2003
25	Oglesby, Evan (CB)	North Alabama, 2005-06, 2008	69	Rodgers, Stefan (G/T)	Lambuth, 2010
74	Oher, Michael (T)	Mississippi, 2009-13	83	Roe, James (WR)	Norfolk State, 1996-98
56	Olsavsky, Jerry (LB)	Pittsburgh, 1998	38	Rolle, Jumal (CB)	Catawba, 2015
54	Orr, Zachary (LB)	North Texas, 2014-15	22	Rolle, Samari (CB)	Florida State, 2005-09
72	Osemele, Kelechi (G/T)	Iowa State, 2012-15	38	Ross, Aaron (CB)	Texas, 2014
6	Otis, Scott (QB)	Glennville St. (WV), 1996	40	Ross, Cory (RB)	Nebraska, 2006-07
72	Parker, J'Vonne (DT)	Rutgers, 2007	10	Ross, Jeremy (WR)	California, 2015
91	Parker, Riddick (DE)	North Carolina, 2002-03	95	Salave'a, Joe (DT)	Arizona, 2003
34	Parmele, Jalen (RB)	Toledo, 2008-10	36	Sams, B.J. (DB/RS)	McNeese St., 2004-07
30	Paschal, Marcus (S)	Iowa, 2009	67	Sanders, Daniel (G/C)	Colorado, 2010
79	Pashos, Tony (T)	Illinois, 2003-06	37	Sanders, Deion (CB)	Florida State, 2004-05
59	Payne, Rod (C)	Michigan, 2000	81	Sanders, Frank (WR)	Auburn, 2003
18	Perriman, Breshad (WR)	Central Florida, 2015	42	Sapp, Gerome (S)	Notre Dame, 2003, 2006-07
25	Perryman, Raymond (S)	Northern Arizona, 2002	80	Savoy, Phil (WR)	Colorado, 1998
53	Peters, Tyrell (LB)	Oklahoma, 1997-99	48	Scales, Patrick (LS)	Utah State, 2014
24	Phillips, Anwar (CB)	Penn State, 2008	8	Schaub, Matt (QB)	Virginia, 2015
58	Phillips, Jason (LB)	TCU, 2009-11	57	Scott, Bart (LB)	Southern Illinois, 2002-08
81	Pierce, Aaron (TE)	Washington, 1999	34	Scott, Bernard (RB)	Abilene Christian, 2013
30	Pierce, Bernard (RB)	Temple, 2012-14	72	Searcy, Leon (T)	Miami (FL), 2001
88	Pitta, Dennis (TE)	BYU, 2010-15	93	Sears, Corey (DL)	Mississippi State, 1996
24	Pittman, David (CB)	Northwestern St., 2006-07	82	Sharpe, Shannon (TE)	Savannah State, 2000-01
98	Pleasant, Anthony (DE)	Tennessee St., 1996	55	Sharper, Jamie (LB)	Virginia, 1997-2001
43	Poindexter, Anthony (S)	Virginia, 1999-2000	68	Shiple, A.Q. (G/C)	Penn State, 2013
31	Pollard, Bernard (S)	Purdue, 2011-12	87	Singleton, Nate (WR)	Grambling State, 1997
50	Polley, Tommy (LB)	Florida State, 2005	98	Siragusa, Tony (DT)	Pittsburgh, 1997-2001
24	Porter, Alvin (DB)	Oklahoma St., 2001-02	94	Simon, John (OLB)	Ohio State, 2013
42	Potts, Roosevelt (FB)	NE Louisiana, 1998	69	Slaughter, Chad (T)	Alcorn State, 2008
76	Powell, Carl (DE)	Louisville, 2000	53	Slaughter, T.J. (LB)	So. Mississippi, 2003-04
59	Powell, Craig (LB)	Ohio State, 1996	51	Smith, Daryl (LB)	Georgia Tech, 2013-15
32	Price, Sheldon (CB)	UCLA, 2015	96	Smith, Fernando (DE)	Jackson State, 1999
27	Prude, Ronnie (CB)	Louisiana State, 2006-07	22	Smith, Jimmy (CB)	Colorado, 2011-15
90	Pryce, Trevor (DE)	Clemson, 2006-10	73	Smith, Lawrence (T)	Tennessee St., 2002
80	Purnell, Lovett (TE)	West Virginia, 1999	82	Smith, L.J. (TE)	Rutgers, 2009
61	Rabach, Casey (C/G)	Wisconsin, 2001-04	11	Smith, Marcus (WR)	New Mexico, 2008-10
67	Rackley, Will (G)	Lehigh, 2014	51	Smith, Mike (LB)	Texas Tech, 2005-07
34	Rainey, Bobby (RB)	Western Kentucky, 2012	32	Smith, Musa (RB)	Georgia, 2003-07
93	Redding, Cory (DE)	Texas, 2010-11	82	Smith, Torrey (WR)	Maryland, 2011-14
7	Redman, Chris (QB)	Louisville, 2000-03	88	Smith, Trent (TE)	Oklahoma, 2003-04
33	Redmon, Tellis (RB)	Minnesota, 2002	10	Smith, Troy (QB)	Ohio State, 2007-09
16	Reed, David (WR/RS)	Utah, 2010-12	90	Smith, Za'Darius (OLB)	Kentucky, 2015
20	Reed, Ed (S)	Miami (FL), 2002-12	89	Smith Sr., Steve (WR)	Utah, 2014-15
76	Reid, Jah (G/T)	Central Florida, 2011-14	43	Solwold, Mike (LS)	Wisconsin, 2003-04
85	Reisner, Allen (TE)	Iowa, 2015	96	Spears, Marcus (DE)	Louisiana State, 2013
77	Reitz, Joe (T)	Western Michigan, 2008	18	Stallworth, Donte' (WR)	Tennessee, 2010
7	Renner, Bryn (QB)	North Carolina, 2015	14	St. Pierre, Brian (QB)	Boston College, 2005
86	Reuland, Konrad (TE)	Stanford, 2014-15	11	Stark, Jon (QB)	Trinity International, 1996
79	Reynolds, Micajah (DT)	Michigan State, 2015	22	Starks, Duane (CB)	Miami, 1998-2001
32	Rhett, Errict (RB)	Florida, 1998-99	41	Staten, Ralph (S)	Alabama, 1997-98
39	Ricard, Alan (FB)	NE Louisiana, 2000-05	24	Stewart, Darian (S)	South Carolina, 2014
27	Rice, Ray (RB)	Rutgers, 2008-14	10	Stewart, Kordell (QB)	Colorado, 2004-05
5	Richardson, Kyle (P)	Arkansas State, 1998-2001	56	Stills, Gary (LB)	West Virginia, 2006-07
14	Richardson, Wally (QB)	Penn State, 1997-98	80	Stokley, Brandon (WR)	SW Louisiana, 1999-2002, 2013

RAVENS ALL-TIME ROSTER

39	Stone, Daren (S)	Maine, 2008	21	Webb, Lardarius (CB)	Nicholls State, 2009-15
3	Stover, Matt (PK)	Louisiana Tech, 1996-2008	79	Webster, Larry (DL)	Maryland, 1996-2001
11	Streeter, Tommy (WR)	Miami (FL), 2012	77	Wesley, De'Ondre (G/T)	BYU, 2015
55	Suggs, Terrell (OLB)	Arizona State, 2003-15	27	West, Terrance (RB)	Towson, 2015
84	Supernaw, Phillip (TE)	Ouachita Baptist, 2014	12	Wheelwright, Ernie (WR)	Minnesota, 2008
54	Sutter, Ed (LB)	Northwestern, 1996	30	White, Jamel (RB)	South Dakota, 2004-05
70	Swayne, Harry (T)	Rutgers, 1999-2000	40	Whitehead, Jermaine (DB)	Auburn, 2015
88	Sypniewski, Quinn (TE)	Colorado, 2006-09	83	Wilcox, Daniel (TE)	Appalachian State, 2004-08
63	Szalay, Thatcher (C)	Montana, 2005	54	Wilkinson, Calvin (LB)	Temple, 2000
98	Talavou, Kelly (DT)	Utah, 2008-10	63	Williams, Bobbie (G)	Arkansas, 2012
34	Taliaferro, Lorenzo (RB)	Coastal Carolina, 2014-15	98	Williams, Brandon (DT)	Missouri Southern St., 2013-15
22	Tate, Robert (CB)	Cincinnati, 2002	80	Williams, Calvin (WR)	Purdue, 1996
29	Taylor, Chester (RB)	Toledo, 2002-05	29	Williams, Cary (CB)	Washburn, 2009-12
92	Taylor, Leland (DL)	Louisville, 1997	49	Williams, Chad (S)	Southern Mississippi, 2002-05
54	Taylor, Shannon (LB)	Virginia, 2001-02	47	Williams, Chavis (OLB)	Alabama, 2011
89	Taylor, Travis (WR)	Florida, 2000-04	87	Williams, Demetrius (WR)	Oregon, 2006-09
2	Taylor, Tyrod (QB)	Virginia Tech, 2011-14	76	Williams, Erik (OL)	Central State (OH), 2001
78	Terry, Adam (T)	Syracuse, 2005-09	57	Williams, Jerroll (LB)	Purdue, 1996
12	Testaverde, Vinny (QB)	Miami (FL), 1996-97	36	Williams, John (CB)	Southern, 1997-98
96	Thomas, Adalius (DE/LB)	So. Mississippi, 2000-06	15	Williams, LaQuan (WR)	Maryland, 2011-12
72	Thomas, Benard (DE)	Nebraska, 2005	87	Williams, Maxx (TE)	Minnesota, 2015
65	Thomas, Jason (G)	Hampton, 2001-03	23	Williams, Moe (RB)	Kentucky, 2001
37	Thompson, Bennie (DB)	Grambling, 1996-99	34	Williams, Ricky (RB)	Texas, 2011
33	Thompson, Christian (S)	South Carolina St., 2012-13	72	Williams, Sammy (OL)	Oklahoma, 1998-2001
83	Thompson, Deonte (WR/RS)	Florida, 2012-14	63	Williams, Wally (OL)	Florida A&M, 1996-98
16	Thompson, Germany (WR)	New Mexico, 2000	17	Willis, Matt (WR)	UCLA, 2007
92	Thompson, Zach (OLB)	Wake Forest, 2015	37	Wilson, Josh (CB)	Maryland, 2010
43	Toussaint, Fitzgerald (RB)	Michigan, 2014	47	Wilson, Julian (S)	Oklahoma, 2015
38	Trapp, James (DB)	Clemson, 1999-2002	87	Wilson, Kris (TE)	Pittsburgh, 2011
28	Trawick, Brynden (S)	Troy, 2013-15	28	Winborne, Jamaine (DB)	Virginia, 2005-07
9	Tucker, Justin (K)	Texas, 2012-15	59	Woodfin, Zac (LB)	Ala.-Birmingham, 2005
29	Turner, Eric (DB)	UCLA, 1996	26	Woodson, Rod (CB/S)	Purdue, 1998-2001
87	Turner, Floyd (WR)	Northwestern St. (LA), 1996-98	81	Worthy, Cam (WR)	East Carolina, 2015
17	Tyree, David (WR)	Syracuse, 2009	2	Wright, Anthony (QB)	South Carolina, 2002-05
93	Tyson, DeAngelo (DE)	Georgia, 2012-14	35	Wright, Shareece (CB)	Southern California, 2015
91	Upshaw, Courtney (OLB)	Alabama, 2012-15	85	Wynn, Milton (WR)	Washington State, 2002
96	Urban, Brent (DE)	Virginia, 2014-15	73	Yanda, Marshal (G/T)	Iowa, 2007-15
64	Urschel, John (G/C)	Penn State, 2014-15	80	Yarborough, Ryan (WR)	Wyoming, 1997-98
40	Vaughn, Cassius (CB)	Mississippi, 2015	15	Zastudil, Dave (P)	Ohio, 2002-05
77	Vickers, Kipp (OL)	Miami, 2000-01	28	Zbikowski, Tom (S)	Notre Dame, 2008-11
80	Vickers, Lee (TE)	North Alabama, 2007	10	Zeier, Eric (QB)	Georgia, 1996-98
68	Vincent, Keydrick (G)	Mississippi, 2005-06	70	Zielinski, Matt (DT)	Duke, 2004
44	Vinson, Tony (RB)	Towson, 1997-99	63	Zitelli, Emmett (C)	Purdue, 1999
33	Waddell, Reggie (DB)	W. Illinois, 2001	53	Zuttah, Jeremy (C)	Rutgers, 2014-15
71	Wagner, Rick (T)	Wisconsin, 2013-15			
88	Wainwright, Frank (TE)	N. Colorado, 1999-2000			
79	Walker, Casey (DT)	Oklahoma, 2014			
41	Walker, Frank (CB)	Tuskegee, 2008-09			
25	Walker, Tray (CB)	Texas Southern, 2015			
12	Waller, Darren (WR)	Georgia Tech, 2015			
38	Walls, Raymond (CB)	Southern Mississippi, 2003-04			
46	Ward, B.J. (S)	Florida State, 2005			
95	Ward, Chris (DL)	Kentucky, 1997			
85	Ward, Dedric (WR/RS)	Northern Iowa, 2003			
31	Washington, Fabian (CB)	Nebraska, 2008-10			
93	Washington, Keith (DE)	UNLV, 1997-2000			
15	Washington, Kelley (WR)	Tennessee, 2009			
98	Weaver, Anthony (DE)	Notre Dame, 2002-05			

Note: The all-time alphabetical roster lists the last-known in-season jersey number worn by a player. The roster includes every year a player was on the team, whether active, IR or PUP list. Additionally, if a player was on the Ravens' 53-man roster at any time, he appears. (However, the roster does not include players who solely spent time on the practice squad or in training camp.)

The all-time numerical roster on the following pages lists all of the jersey numbers worn by a Raven. An example would be NT Kelly Gregg, who wore both 73 and 97 jerseys.

RAVENS ALL-TIME ROSTER BY JERSEY NO.

1	Cunningham, Randall QB	13	Davis, Billy WR	Lewis, Kendrick S	
2	Bouman, Todd QB		Givens, Chris WR	McGahee, Willis RB	
	Clausen, Jimmy QB		Mellette, Aaron WR	Williams, Moe RB	
	Taylor, Tyrod QB	14	Anderson, Derek QB	Winborne, Jamaine DB	
	Wright, Anthony QB		Brown, Marlon WR	24	Arrington, Kyle CB
3	Stover, Matt K		Harper, Justin WR		Brady, Donny DB
4	Harbaugh, Jim QB		Richardson, Wally QB		Carter, Dale CB
	Koch, Sam P		St. Pierre, Brian QB		Foxworth, Domonique CB
5	Flacco, Joe QB		Stokley, Brandon WR		Graham, Corey CB
	Lloyd, Rhys K	15	Armour, Justin WR		Phillips, Anwar CB
	Richardson, Kyle P		Campanaro, Michael WR		Pittman, David CB
6	Hauschka, Steve K		Copper, Terrance WR		Porter, Alvin DB
	Jenkins, J.R. K		Horsey, Albert WR		Stewart, Darian S
	Nedney, Joe K		Washington, Kelley WR	25	Carr, Chris CB/RS
	Otis, Scott QB		Williams, LaQuan WR		Cook, Emanuel S
7	Boller, Kyle QB		Zastudil, Dave P		Jackson, Asa CB/RS
	Cundiff, Billy K	16	Britton, Eddie WR		Jenkins, De'Ron DB
	Mallett, Ryan QB		Figuers, Yamon WR/RS		Love, Clarence DB
	Redman, Chris QB		Moore, Clarence WR		Oglesby, Evan CB
	Renner, Bryn QB		Morgan, Joe WR		Walker, Tray CB
8	Boller, Kyle QB		Reed, David WR/RS		Zbikowski, Tom S
	Dilfer, Trent QB		Thompson, Germany WR	26	Cook, Emanuel S
	Elling, Aaron K		Wynn, Milton WR		Elam, Matt S
	Finnerty, Cullen QB	17	Butler, Jeremy WR		Fuller, Corey CB/S
	Schaub, Matt QB		Doss, Tandon WR		Holmes, Priest RB
9	McNair, Steve QB		Maxwell, Marcus WR		Landry, Dawan S
	Montgomery, Greg P		Tyree, David WR		Woodson, Rod CB/S
	Richey, Wade K		Willis, Matt WR	27	Jackson, Asa CB/RS
	Tucker, Justin K	18	Brown, Curtis WR		Moore, Stevon S
10	Bulger, Marc QB		Grbac, Elvis QB		Mouton, Cash CB
	Case, Stoney QB		Perriman, Breshad WR		Prude, Ronnie CB
	Ross, Jeremy WR		Stallworth, Donte' WR		Rice, Ray RB
	Smith, Troy QB	19	Mitchell, Scott QB		Sapp, Gerome S
	Stewart, Kordell QB	20	Herring, Kim S		West, Terrance RB
	Zeier, Eric QB		Reed, Ed S	28	Baxter, Gary DB
11	Aiken, Kamar WR	21	Byner, Earnest RB		Berry, Damien RB
	Blake, Jeff QB		McAlister, Chris CB		McAlister, Chris CB
	Darling, Devard WR		Metcalf, Eric RB		Trawick, Brynden S
	Johnson, Patrick WR		Webb, Lardarius CB		Winborne, Jamaine DB
	Nash, Marcus WR		Williams, John CB		Zbikowski, Tom S
	Smith, Marcus WR	22	Brew, Dorian DB	29	Allen, Terry RB
	Smith, Troy QB		Carter, Dale DB		Evans, Charles FB
	Stark, Jon QB		Hamlin, Ken S		Forsett, Justin RB
	Stokley, Brandon WR		Knight, Tom CB		Huff, Michael S
12	Abney, Derek WR/RS		Rolle, Samari CB		Lyons, Lamar DB
	Banks, Tony QB		Smith, Jimmy CB		Martin, Derrick CB
	Beck, John QB		Starks, Duane CB		Taylor, Chester RB
	Graham, Shayne K		Tate, Robert CB		Turner, Eric DB
	Jones, Jacoby WR/RS	23	Baldwin, Randy RB		Williams, Cary CB
	Kight, Danny K		Brown, Chykie CB	30	Ayanbadejo, Obafemi FB
	St. Pierre, Brian QB		Cason, Antoine CB		Daniel, Eugene CB
	Testaverde, Vinny QB		Cotton, Kenyon FB		Daniels, P.J. RB
	Waller, Darren TE		Hunter, Dameon RB		Magee, Terrence RB
	Wheelwright, Ernie WR		Hunter, Earnest RB		Miller, Prince CB

RAVENS ALL-TIME ROSTER BY JERSEY NO.

	Paschal, Marcus S	Gorrer, Danny CB	Leach, Vonta FB
	Pierce, Bernard RB	Lake, Carnell S	Vinson, Tony RB
	Robertson, Rob FB	McCann, Bryan CB/RS	Wilcox, Daniel TE
	White, Jamel RB	McClain, Le’Ron FB	45 Beyer, Brennen OLBx
31	Brooks, Terrence S	Sanders, Deion CB	Brightful, Lamont RS
	Brown, Omar S	Thompson, Bennie DB	Harris, Corey S
	Jones, Rondell S	Waddell, Reggie DB	46 Cox, Morgan LS
	Lewis, Jamal RB	Wilson, Josh CB	Ward, B.J. S
	Pollard, Bernard S	38 Ali, Charles FB	47 Brown, Ricky LB
	Washington, Fabian CB	Anderson, Mike RB	Demps, Will S
32	Gash, Sam FB	Brown, Omar S	Hunter, Javin WR/CB
	Ihedigbo, James S	Butler, Robb DB	Jones, John TE
	Lawrence, Matt RB	Draughn, Shaun RB	Kuhn, Scott TE
	Price, Sheldon CB	Franks, Dominique CB	McDermott, Kevin LS
	Rhett, Errict RB	Langham, Antonio DB	Williams, Chavis OLB
	Smith, Musa RB	McKie, Jason FB	Wilson, Julian S
33	Green, Justin FB	Melvin, Rashaan CB	48 Collins, Ryan TE
	Hill III, Will S	Parmele, Jalen RB	Edison, Pedro TE
	Hoard, Leroy RB	Rolle, Jumal CB	Ford, Chase TE
	Holmes, Priest RB	Ross, Aaron CB	Gooden, Tavares LB
	Hughley, Delvin CB	Trapp, James DB	Hartley, Frank TE
	McClain, Le’Ron FB	Walls, Raymond CB	Johnson, Tim LB
	Morris, Byron “Bam” RB	39 Davis, Will CB	Jones, Edgar LB/TE
	Morrow, Harold FB	Jacobs, Tramain CB	McClain, Jameel LB
	Thompson, Christian S	Johnson, Chris CB	Purnell, Lovett TE
	Waddell, Reggie DB	Luchey, Nick FB	Scales, Patrick LS
34	Graham, Jay RB	Ricard, Alan FB	Williams, Chad S
	Knight, Tom CB	Stone, Daren S	49 Bryant, D.J. OLB
	Mughelli, Ovie FB	40 Cotton, Kenyon FB	50 Barnes, Antwan LB
	Parmele, Jalen RB	Edison, Pedro TE	Goganious, Keith LB
	Rainey, Bobby RB	Gerard, K.J. S	Jackson, Brad LB
	Ross, Cory RB	Juszczyk, Kyle FB	Johnson, Tim LB
	Scott, Bernard RB	Ross, Cory RB	Lopez, Nicholas LB
	Taliaferro, Lorenzo RB	Vaughn, Cassius CB	McClellan, Albert LB
	Williams, John CB	Whitehead, Jermaine CB	Polley, Tommy LB
	Williams, Ricky RB	41 Levine Sr., Anthony DB	51 Ayanbadejo, Brendon LB
35	Allen, Anthony RB	Staten, Ralph S	Brown, Cornell LB
	Bailey, Robert DB	Walker, Frank CB	Croel, Mike LB
	Gardner, Carwell FB	42 Brew, Dorian DB	Harris, Bernardo LB
	Ivy, Corey CB	Greenwood, Chris CB	Smith, Daryl LB
	Love, Clarence DB	Mitchell, Anthony DB	Smith, Mike LB
	Waddell, Reggie DB	Neal, Lorenzo FB	52 Lewis, Ray LB
	Wright, Shareece CB	Norton, Zach CB	53 Cody, Dan LB/DE
36	Booth, Isaac DB	Potts, Roosevelt FB	Daniels, Dexter LB
	Dowden, Corey DB	Sapp, Gerome S	McClain, Jameel LB
	Gorrer, Danny CB	43 Adams, Vashone S	Peters, Tyrell LB
	Leonhard, Jim S	Mostert, Raheem RB	Slaughter, T.J. LB
	McCann, Bryan CB	Nakamura, Haruki S	Zuttah, Jeremy C
	Miles, Jeromy S	Poindexter, Anthony S	54 Burgess, Prescott LB
	Sams, B.J. DB/RS	Solwold, Mike LS	Green, Roderick LB
	Williams, John CB	Toussaint, Fitzgerald RB	Hamilton, Adrian OLB
37	Allen, Javorius RB	44 Brookins, Jason RB	James, Robert LB
	Considine, Sean S	Gaston, Willie CB	Johnson, Tim LB
	Fitzhugh, Keith S	Juszczyk, Kyle FB	McCloud, Tyrus LB

RAVENS ALL-TIME ROSTER BY JERSEY NO.

Orr, Zachary	LB	Hale, David	G/T	Ellison, Atiyah	DT
Sutter, Ed	LB	Johnson, Kaleb	G	Mattison, Bryan	DL/OL
Taylor, Shannon	LB	63 Cody, Terrence	DT	Osemele, Kelechi	G/T
Wilkinson, Calvin	LB	Collins, Mike	G	Parker, J'vonne	DT
55 Clark, Sedric	LB	Ndukwe, Ikechuku	G	Searcy, Leon	T
Johnson, J.R.	LB	Szalay, Thatcher	C	Thomas, Benard	DE
Sharper, Jamie	LB	Williams, Bobbie	G	Williams, Sammy	OL
Suggs, Terrell	OLB	Williams, Wally	OL	73 Goad, Tim	DT
56 Babin, Jason	OLB	Zitelli, Emmett	C	Gregg, Kelly	DT
Bynes, Josh	LB	64 Cousins, Oniel	G/T	Yanda, Marshal	G/T
Caldwell, Mike	LB	Isaia, Sale	G	74 Atkins, James	OL
Carter, Chris	OLB	Mulitalo, Edwin	G	Bobo, Orlando	OL
Davis, Anthony	LB	Urschel, John	G/C	Hurst, James	T
Gooden, Tavares	LB	65 Cavil, Ben	OL	Kracalik, Mike	T
Haley, Dennis	LB	Caylor, Drew	OL	Oher, Michael	T
Hartwell, Edgerton	LB	Chester, Chris	C/G	Webster, Larry	DT
Jones, Edgar	OLB	Gurode, Andre	G/C	Williams, Larry	DT
Means, Steven	DE	Thomas, Jason	G	75 Ogden, Jonathan	T
Nelson, Jim	LB	66 Anderson, Bennie	OL	76 Bernstein, Alex	OL
Olsavsky, Jerry	LB	Bolling, Nate	DT	Gordon, Amon	DT
Stills, Gary	LB	Gradkowski, Gino	C	Hale, David	G/T
57 Brigance, O.J.	LB	Grubbs, Ben	G	Johnson, Jarret	OLB
Kopp, Jeff	LB	Hellestrae, Dale	LS	Powell, Carl	DE
Mosley, C.J.	LB	Hudson, John	LS	Reid, Jah	G/T
Scott, Bart	LB	Jensen, Ryan	G/C	Robinson, Kareem	DE
Williams, Jerroll	LB	Jones, Tony	T	Williams, Erik	OL
58 Boulware, Peter	OLB	67 Boren, Justin	G/C	77 Birk, Matt	C
Dumervil, Elvis	OLB	Guy, Lawrence	DE	Brooks, Ethan	T
Haley, Dennis	LB	Hernandez, Adam	OL	Brown, Orlando	T
McAdoo, Michael	OLB	Lewis-Moore, Kapron	DE	Jensen, Ryan	OL
McCune, Robert	LB	Neujahr, Quentin	C	Reitz, Joe	T
Phillips, Jason	LB	Rackley, Will	G	Vickers, Kipp	OL
59 Brown, Arthur	LB	Sanders, Daniel	G/C	Wesley, De'Ondre	G/T
Ellerbe, Dannell	LB	68 Bilukidi, Christo	DT	78 Brown, Orlando	T
Greisen, Nick	LB	McKinney, Brandon	DT	Fitzpatrick, Larry	DT
Maese, Joe	LS	Shipley, A.Q.	G/C	Footman, Dan	DL
Payne, Rod	C	Vincent, Keydrick	G	McKinnie, Bryant	T
Powell, Craig	LB	69 Blackshear, Jeff	G	Terry, Adam	T
Woodfin, Zac	LB	Franklin, Aubrayo	DT	Williams, Sammy	OL
60 Brown, Jason	G/C	Rimpf, Brian	G	79 Anderson, Willie	T
DeVries, Jed	OL	Rodgers, Stefan	T	LeVoir, Mark	G/T
Kooistra, Scott	OL	Slaughter, Chad	T	Moll, Tony	G/T
Mitchell, Jeff	C	70 Arvie, Herman	OL	Pashos, Tony	T
Monroe, Eugene	T	Harewood, Ramon	G/T	Reynolds, Micajah	DT
61 Elmore, John	OL	Houser, Kevin	LS	Walker, Casey	DT
Everitt, Steve	C	Katula, Matt	LS	Webster, Larry	DL
Gibson, Gary	DT	Nugent, Dave	DT	80 Bannister, Alex	WR
Jones, Arthur	DT	Swayne, Harry	T	Bishop, Harold	TE
Lindsay, Everett	OL	Zielinski, Matt	DT	Curtis, Tony	TE
Rabach, Casey	C/G	71 Folau, Spencer	T	Dickson, Ed	TE
Robinson, Kareem	DE	Gaither, Jared	T	Drew, Davon	TE
62 Cody, Terrence	DT	Wagner, Rick	T	Gillmore, Crockett	TE
Flynn, Mike	C	72 Cook, Damion	T	Hymes, Randy	WR
Goeas, Leo	OL	Dafney, Bernard	OL	Purnell, Lovett	TE

RAVENS ALL-TIME ROSTER BY JERSEY NO.

	Sanders, FrankWR	Gordon, RichardTE	Taylor, LelandDL
	Savoy, PhilWR	Green, EricTE	Thompson, ZachOLB
	Stokley, BrandonWR	Johnson, KevinWR	93 Edwards, DwanDE
	Vickers, LeeTE	Johnson, PatrickWR	Guy, LawrenceDE
	Williams, CalvinWR	Jones, JohnTE	Redding, CoryDE
	Yarborough, RyanWR	Mason, DerrickWR	Sears, CoreyDL
81	Boldin, AnquanWR	Reisner, AllenTE	Tyson, DeAngeloDE
	Clay, KaelinWR	86 Bajema, BillyTE	Washington, KeithDE
	Coates, BenTE	Davis, BillyWR	94 Bannan, JustinDT
	Daniels, OwenTE	DeLong, GregHB	Davis, CarlDT
	Darling, DevardWR	Ethridge, RayWR	Douglas, MarquesDL
	Hambrick, KenyonWR	Green, EricTE	Frederick, MikeDL
	Hymes, RandyWR	Heap, ToddTE	Kindle, SergioOLB
	Jackson, MichaelWR	Reuland, KonradTE	Simon, JohnOLB
	Moore, ClarenceWR	87 Clark, DallasTE	Zielinski, MattDT
	Pierce, AaronTE	Dinkins, DarnellTE	95 Adams, SamDT
	Smith, MarcusWR	Ismail, QadryWR	Frase, PaulDE
	Worthy, CamWR	Ogden, JeffWR	Green, HowardDT
82	Alexander, DerrickWR	Robinson, MarcusWR	Hall, BryanDT
	Boyle, NickTE	Singleton, NateWR	Hamilton, AdrianOLB
	Harper, JustinWR	Turner, FloydWR	Johnson, JarretOLB
	Jones, TerryTE	Williams, DemetriusWR	Lewis-Moore, KapronDE
	LeBel, HarperTE	Williams, MaxxTE	Nugent, DaveDE
	Nordin, JakeTE	Wilson, KrisTE	Salave'a, JoeDT
	Sanders, FrankWR	88 Armour, JustinWR	Ward, ChrisDL
	Sharpe, ShannonTE	Jones, JohnTE	96 Divens, LamarDT
	Smith, L.J.TE	Kinchen, BrianTE	Kemoeatu, Ma'akeNT
	Smith, TorreyWR	Pitta, DennisTE	Smith, FernandoDE
	Wainwright, FrankTE	Smith, TrentTE	Spears, MarcusDE
83	Brown, DanielWR	Sypniewski, QuinnTE	Thomas, AdaliusDE/LB
	Dickson, EdTE	Turner, FloydWR	Urban, BrentDE
	Drew, DavonTE	Wainwright, FrankTE	97 Frase, PaulDE
	Evans, LeeWR	89 Bishop, HaroldTE	Gregg, KellyDT
	Johnson, PatrickWR	Clayton, MarkWR	Jernigan, TimmyDT
	Johnson, RonWR	Ofodile, A.J.TE	Jones, ArthurDE
	Roe, JamesWR	Smith Sr., SteveWR	Jones, JamesDL
	Thompson, DeonteWR/RS	Taylor, TravisWR	Missouri, DwayneDE
	Wilcox, DanielTE	Williams, CalvinWR	98 McBean, RyanDT
84	Dickson, EdTE	90 Brown, CornellLB	Pleasant, AnthonyDE
	Houshmandzadeh, T.J.WR	Burnett, RobDE	Siragusa, TonyDT
	Hunter, JavinWR/CB	McPhee, PernellDE	Talavou, KellyDT
	Jones, EdgarLB/TE	Pryce, TrevorDE	Weaver, AnthonyDE
	Lewis, JermaineWR/KR	Smith, Za'DariusOLB	Williams, BrandonDT
	Matthews, ChrisWR	91 Dalton, LionalDT	99 Canty, ChrisDE
	Moore, ClarenceWR	Douglas, MarquesDT	Kruger, PaulOLB/DE
	Purnell, LovettTE	Fortune, ElliottDL	McCrary, MichaelDE
	Savoy, PhilWR	Franklin, AubrayoDT	
	Supernaw, PhillipTE	Jones, EdgarTE/LB	
	Williams, CalvinWR	McKinney, BrandonDT	
	Wynn, MiltonWR	Parker, RiddickDE	
	Yarborough, RyanWR	Upshaw, CourtneyOLB	
85	Burrough, JonathanTE	92 Chase, MartinDT	
	DeLong, GregHB	Lyle, RickDL	
	Ethridge, RayWR	Ngata, HalotiDT	

RAVENS ALL-TIME DRAFT CHOICES

1996

Rd.	Pk.	Pos.	Player	College
1a	4	G/T	Jonathan Ogden	UCLA
1b	26	LB	Ray Lewis	Miami
2b	55	CB	DeRon Jenkins	Tennessee
5b	153	WR	Jermaine Lewis	Maryland
6a	172	LB	Dexter Daniels	Florida
6b	186	WR	James Roe	Norfolk State
7b	238	QB	Jon Stark	Trinity Intl.

Obtained second 1st-round choice (26) from SF along with 49ers 1995 1st-, 3rd- and 4th- (from KC) round picks for Cle. 1995 1st-round pick (obtained from Atl. for RB Eric Metcalf and Cle. original 1995 1st-round pick). First 2nd-round choice (35) was traded to TB for TE Harold Bishop. Obtained second 2nd-round choice (55) from Den. for 1996 3rd-, 4th- and 7th-round picks. First 5th-round choice (136) was traded to NO for DB Reginald Jones. Obtained second 5th-round pick (153) from Atl. for G Gene Williams. Third 5th-round choice (157) obtained from Phi. to Dal. for 1997 4th-round pick. Obtained second 6th-round choice (186) from Jax. (supplemental) along with Jaguars 1995 5th-round pick for Cle. 1995 4th-round pick. Obtained second 7th-round choice (238) from Phi. for DL Ronnie Dixon.

1997

Rd.	Pk.	Pos.	Player	College
1	4	LB	Peter Boulware	Florida State
2a	34	LB	Jamie Sharper	Virginia
2b	58	S	Kim Herring	Penn State
3	64	RB	Jay Graham	Tennessee
4b	118	LB	Tyrus McCloud	Louisville
5	134	C	Jeff Mitchell	Florida
6a	167	FB	Steve Lee	Indiana
6b	194	LB	Cornell Brown*	Virginia Tech
7a	205	DE	Chris Ward	Kentucky
7b	234	QB	Wally Richardson*	Penn State
7c	236	S	Ralph Staten*	Alabama
7d	238	DT	Leland Taylor*	Louisville

Obtained second 2nd-round choice (58) from Den. for T Tony Jones. First 4th-round choice (100) was traded to Atl. through Sea. for G Jeff Blakeshear. Obtained second 4th-round pick from Dal. for 1996 5th-round pick (obtained from Phi.).

1998

Rd.	Pk.	Pos.	Player	College
1	10	CB	Duane Starks	Miami
2	42	WR	Patrick Johnson	Oregon
5a	124	DT	Martin Chase	Oklahoma
5b	133	S	Ryan Sutter	Colorado
6a	154	LB	Ron Rogers	Georgia Tech
6b	164	T	Sammy Williams	Oklahoma
7b	241	TE	Cam Quayle*	Weber State

Traded 3rd-round choice (71) along with 1998 4th-round pick (93) to Ind. for QB Jim Harbaugh and Colts 1998 4th-round pick. Traded first 4th-round choice (from Ind.) to Ind. for 1998 4th-, 5th- and 6th-round picks. Traded second 4th-round pick (104) to TB for 1999 3rd-round pick. Traded first 7th-round choice (199) to Atl. through Pit. for OL Bernard Dafney.

* Compensatory Pick

1999

Rd.	Pk.	Pos.	Player	College
1	10	CB	Chris McAlister	Arizona
4a	105	WR	Brandon Stokley	SW Louisiana
4b	129	G	Edwin Mulitalo*	Arizona
7	216	S	Anthony Poindexter	Virginia

Traded 2nd-round choice (42) to Atl. for Atl. 2000 1st-round pick. Traded 3rd-round pick (72) to Det. along with cond. 2000 5th-round pick for QB Scott Mitchell. Traded 5th-round choice (145) to STL along with 2000 7th-round pick for QB Tony Banks. Traded first 6th-round choice (180) to NE for TE Lovett Purnell. Traded second 6th-round choice (185, from Ind.) to Min. for OL Everett Lindsay.

2000

Rd.	Pk.	Pos.	Player	College
1a	5	RB	Jamal Lewis	Tennessee
1b	10	WR	Travis Taylor	Florida
3	75	QB	Chris Redman	Louisville
5	148	OL	Richard Mercier	Miami
6a	186	DE	Adalius Thomas	So. Mississippi
6b	191	DT	Cedric Woodard	Texas

Acquired first 1st-round pick (5) from Atl. for a 1999 2nd-round choice.

2001

Rd.	Pk.	Pos.	Player	College
1	31	TE	Todd Heap	Arizona State
2	62	DB	Gary Baxter	Baylor
3	92	C/G	Casey Rabach	Wisconsin
4	126	LB	Edgerton Hartwell	W. Illinois
5	161	RB	Chris Barnes	New Mexico St.
6	194	LS	Joe Maese	New Mexico
7	231	DE	Dwayne Missouri	Northwestern

2002

Rd.	Pk.	Pos.	Player	College
1	24	S	Ed Reed	Miami
2	52	DE	Anthony Weaver	Notre Dame
4a	112	P	Dave Zastudil	Ohio
4b	123	WR	Ron Johnson	Minnesota
5	155	TE	Terry Jones	Alabama
6a	195	DB	Lamont Brightful	E. Washington
6b	206	WR	Javin Hunter*	Notre Dame
6c	207	RB	Chester Taylor*	Toledo
6d	209	S	Chad Williams*	So. Mississippi
7	236	QB	Wes Pate	Stephen F. Austin

Traded 3rd-round choice (96) to Den. for 4th- (112) and 5th-round (155) picks (Bal. traded its 5th [159] to Was. to draft Weaver).

2003

Rd.	Pk.	Pos.	Player	College
1a	10	LB	Terrell Suggs	Arizona State
1b	19	QB	Kyle Boller	California
3	77	RB	Musa Smith	Georgia
4a	109	LB	Jarret Johnson	Alabama
4b	134	FB	Ovie Mughelli*	Wake Forest
5a	146	DT	Aubrayo Franklin	Tennessee
5b	173	T	Tony Pashos*	Illinois
6	182	S	Gerome Sapp	Notre Dame
7a	223	TE	Trent Smith	Oklahoma
7b	250	C	Mike Mabry*	Central Florida
7c	258	S	Antwoine Sanders*	Utah

Traded 2nd-round choice (41) to NE with 2004 1st-round pick for NE's 1st-round pick (19/Boller).

RAVENS ALL-TIME DRAFT CHOICES

2004

Rd.	Pk.	Pos.	Player	College
2	51	DT	Dwan Edwards	Oregon State
3	82	WR	Devard Darling	Washington St.
5	153	OLB	Roderick Green	Cen. Missouri St.
6a	187	QB	Josh Harris	Bowling Green
6b	199	WR	Clarence Moore*	N. Arizona
7a	244	WR	Derek Abney*	Kentucky
7b	246	G	Brian Rimpf*	East Carolina

Traded 1st-round pick to NE for Pats' 2003 1st-round selection (19) to draft QB Kyle Boller. Traded 4th-round pick (120) to Jax. for WR Kevin Johnson.

2005

Rd.	Pk.	Pos.	Player	College
1	22	WR	Mark Clayton	Oklahoma
2a	53	OLB	Dan Cody	Oklahoma
2b	64	T	Adam Terry	Syracuse
4	124	G/C	Jason Brown	North Carolina
5	158	FB	Justin Green	Montana
6	213	QB	Derek Anderson*	Oregon State
7	234	LB	Mike Smith	Texas Tech

Obtained second 2nd-round choice (64) from NE in exchange for Ravens 3rd- (84) and 6th-round (195) picks in 2005 and a 3rd-round selection in 2006.

2006

Rd.	Pk.	Pos.	Player	College
1	12	DT	Haloti Ngata	Oregon
2	56	C/G	Chris Chester	Oklahoma
3	87	CB	David Pittman	NW State
4a	111	WR	Demetrius Williams	Oregon
4b	132	RB	P.J. Daniels*	Georgia Tech
5a	146	S	Dawan Landry	Georgia Tech
5b	166	TE	Quinn Sypniewski*	Colorado
6a	203	P	Sam Koch*	Nebraska
6b	208	CB	Derrick Martin*	Wyoming
7	219	LB/DE	Ryan LaCasse	Syracuse

Obtained 1st-round choice (12) from Cle. for Baltimore's 1st-round (13) and 6th-round (181) picks. Obtained 2nd-round (56) and 3rd-round (87) choices from the N.Y. Giants for the Ravens' 2nd-round pick (44).

2007

Rd.	Pk.	Pos.	Player	College
1	29	G	Ben Grubbs	Auburn
3a	74	WR	Yamon Figurs	Kansas State
3b	86	G/T	Marshal Yanda	Iowa
4a	134	OLB	Antwan Barnes*	Florida Intl.
4b	137	FB	Le'Ron McClain*	Alabama
5	174	QB	Troy Smith*	Ohio State
6	207	ILB	Prescott Burgess*	Michigan

Obtained first 3rd-round pick (74) and a 4th-round choice (101) from Det. for the Ravens' 2nd-round (61) pick. Acquired second 3rd-round choice (86) from Jax. for 4th-round (101), 5th-round (166) and 6th-round (203) picks.

* Compensatory Pick

2008

Rd.	Pk.	Pos.	Player	College
1	18	QB	Joe Flacco	Delaware
2	55	RB	Ray Rice	Rutgers
3a	71	ILB	Tavares Gooden	Miami
3b	86	S	Tom Zbikowski	Notre Dame
3c	99	T	Oniel Cousins*	UTEP
4a	106	WR	Marcus Smith	New Mexico
4b	133	G/T	David Hale*	Weber State
6	206	S	Haruki Nakamura*	Cincinnati
7a	215	WR	Justin Harper	Virginia Tech
7b	240	RB	Allen Patrick*	Oklahoma

Obtained 1st-round (18) choice from Houston for the Ravens' 1st-round (26) and 3rd-round (89) picks that Baltimore received from Jacksonville, plus the Ravens' 6th-round (173) choice. Baltimore began the day with the 8th-overall pick and traded it to Jacksonville for the Jaguars' 1st-round (26), both 3rd-round (71 and 89) and 4th-round (125) selections. Obtained 2nd-round (55) choice from Seattle for the Ravens' 2nd-round (38) pick. Acquired second 3rd-round (86) choice, along with 2nd-round pick (Rice, 55) from Seattle for the Ravens' 2nd-round (38) pick. Traded 4th-round (125) choice to Oakland for CB Fabian Washington.

Note: In 2007, the Ravens used a 5th-round pick in the July Supplemental Draft to tab T Jared Gaither.

2009

Rd.	Pk.	Pos.	Player	College
1	23	T	Michael Oher	Mississippi
2	57	LB/DE	Paul Kruger	Utah
3	88	DB	Lardarius Webb	Nicholls State
5a	137	LB	Jason Phillips	TCU
5b	149	TE	Davon Drew	East Carolina
6	185	RB	Cedric Peerman	Virginia

Obtained 1st-round choice (23) from NE for the Ravens' 1st-round (26) and 5th-round (162) picks. Acquired two 5th-round choices (137 and 141) from NE for the Ravens' 4th-round (123) pick. Obtained 5th-round (149) and 6th-round (185) choices from Denver for the 5th-round (141) pick.

2010

Rd.	Pk.	Pos.	Player	College
2a	43	LB	Sergio Kindle	Texas
2b	57	DT	Terrence Cody	Alabama
3	70	TE	Ed Dickson	Oregon
4	114	TE	Dennis Pitta	BYU
5a	156	WR	David Reed	Utah
5b	157	DT	Arthur Jones	Syracuse
6	194	T	Ramon Harewood	Morehouse

Acquired first 2nd-round (43), 3rd-round (70) and 4th-round (114) choices from Den. for the Ravens' 1st-round (25) pick. Traded original 3rd-round (88) and 4th-round (123) choices to Ari. for WR Anquan Boldin and a 5th-round pick (157).

**BALTIMORE
RAVENS.COM**

RAVENS ALL-TIME DRAFT CHOICES

2011				
Rd.	Pk.	Pos.	Player	College
1	27	CB	Jimmy Smith	Colorado
2	58	WR	Torrey Smith	Maryland
3	85	T	Jah Reid	Central Florida
4	123	WR	Tandon Doss	Indiana
5a	164	CB	Chykie Brown*	Texas
5b	165	DE	Pernell McPhee*	Mississippi St.
6	180	QB	Tyrod Taylor	Virginia Tech
7	225	RB	Anthony Allen	Georgia Tech

Traded 3rd-round pick (90) and a 6th-round pick (191) to Phi. in exchange for Eagles' 85th selection to acquire Reid.

2012				
Rd.	Pk.	Pos.	Player	College
2a	35	OLB	Courtney Upshaw	Alabama
2b	60	G/T	Kelechi Osemele	Iowa State
3	84	RB	Bernard Pierce	Temple
4a	98	G/C	Gino Gradkowski	Delaware
4b	130	S	Christian Thompson*	South Carolina St.
5	169	CB/RS	Asa Jackson*	Cal Poly
6	198	WR	Tommy Streeter	Miami
7	236	DE	DeAngelo Tyson	Georgia

Obtained 2nd-round pick (35) and 4th-round choice (98) in a trade with Min. in exchange for the Ravens' 1st-round (29) selection. Obtained the 84th-overall pick in a trade with Atl. for the Ravens' 3rd-round (91) and 5th-round (164) selections.

2013				
Rd.	Pk.	Pos.	Player	College
1	32	S	Matt Elam	Florida
2	56	LB	Arthur Brown	Kansas State
3	94	DT	Brandon Williams	Missouri Southern St.
4a	129	OLB	John Simon	Ohio State
4b	130	FB	Kyle Juszczyk*	Harvard
5	168	G/T	Rick Wagner*	Wisconsin
6a	200	DE	Kapron Lewis-Moore	Notre Dame
6b	203	C	Ryan Jensen*	Colorado St.-Pueblo
7a	238	WR	Aaron Mellette	Elon
7b	247	CB	Marc Anthony*	California

Obtained 56th pick in a trade with Seattle for the Ravens' 2nd-round pick (62nd), 5th-round choice (165th) and 6th-round selection (199th).

* Compensatory Pick

2014				
Rd.	Pk.	Pos.	Player	College
1	17	LB	C.J. Mosley	Alabama
2	48	DT	Timmy Jernigan	Florida State
3a	79	S	Terrence Brooks	Florida State
3b	99	TE	Crockett Gillmore*	Colorado State
4a	134	DE	Brent Urban*	Virginia
4b	138	RB	Lorenzo Taliaferro*	Coastal Carolina
5	175	G/C	John Urschel*	Penn State
6	194	QB	Keith Wenning	Ball State
7	218	WR/RS	Michael Campanaro	Wake Forest

Acquired 218th pick from Cle. in exchange for a 2015 draft choice.

2015				
Rd.	Pk.	Pos.	Player	College
1	26	WR	Breshad Perriman	Central Florida
2	55	TE	Maxx Williams	Minnesota
3	90	DT	Carl Davis	Iowa
4a	122	OLB	Za'Darius Smith	Kentucky
4b	125	RB	Javorius "Buck" Allen	Southern Cal
4c	136	CB	Tray Walker*	Texas Southern
5a	171	TE	Nick Boyle*	Delaware
5b	176	G	Robert Myers*	Tennessee State
6	204	WR	Darren Waller	Georgia Tech

Acquired 55th choice from Arizona in exchange for the Ravens' 58th (second round) and 158th (fifth round) picks.

2016				
Rd.	Pk.	Pos.	Player	College
1	6	T	Ronnie Stanley	Notre Dame
2	42	OLB	Kamalei Correa	Boise State
3	70	DE	Bronson Kaufusi	Brigham Young
4a	104	CB	Tavon Young	Temple
4b	107	WR	Chris Moore	Cincinnati
4c	130	T	Alex Lewis	Nebraska
4d	132	DT	Willie Henry*	Michigan
4e	134	RB	Kenneth Dixon*	Louisiana Tech
5	146	OLB	Matthew Judon	Grand Valley State
6a	182	WR/RS	Keenan Reynolds	Navy
6b	209	CB	Maurice Canady*	Virginia

Ravens traded the 36th-overall choice to Jacksonville in exchange for the draft's 38th pick and a fifth-round pick (146th overall). Traded the 38th pick to Miami in exchange for the 42nd-overall pick and a fourth-round pick (107th overall).



RAVENS DRAFTED BY COLLEGE

Alabama 7, Arizona 2, Arizona State 2, Auburn 1, Ball State 1, Baylor 1, Boise State 1, Bowling Green 1, BYU 2, California 2, Cal Poly 1, Central Florida 3, Central Missouri State 1, Cincinnati 2, Coastal Carolina 1, Colorado 3, Colorado State 1, Colorado State - Pueblo 1, Delaware 3, East Carolina 2, Eastern Washington 1, Elon 1, Florida 4, Florida International 1, Florida State 3, Georgia 2, Georgia Tech 5, Grand Valley State 1, Harvard 1, Illinois 1, Indiana 2, Iowa 2, Iowa State 1, Kansas State 2, Kentucky 3, Louisiana Tech 1, Louisville 3, Maryland 2, Miami (FL) 6, Michigan 2, Minnesota 2, Mississippi 1, Mississippi State 1, Missouri Southern St. 1, Montana 1, Morehouse 1, Navy 1, Nebraska 2, New Mexico 2, New Mexico State 1, Nicholls State 1, Norfolk State 1, North Carolina 1, Northern Arizona 1, Northwestern 1, Northwestern State 1, Notre Dame 5, Ohio State 2, Ohio University 1, Oklahoma 7, Oregon 4, Oregon State 2, Penn State 3, Rutgers 1, South Carolina State 1, Southern California 1, Southern Mississippi 2, SW Louisiana 1, Stephen F. Austin 1, Syracuse 3, TCU 1, Temple 2, Tennessee 3, Tennessee State 1, Texas 3, Texas Southern 1, Texas Tech 1, Toledo 1, Trinity International 1, UCLA 1, Utah 3, UTEP 1, Virginia 5, Virginia Tech 3, Wake Forest 2, Washington State 1, Weber State 2, Western Illinois 1, Wisconsin 2, Wyoming 1

RAVENS IN PRIMETIME

Total National Games 56
Overall Record 30-26
Sunday Record 13-11
Monday Record 11-10
Thursday Record 5-4
Saturday Record 1-1

2015

Thu. 10/01 Baltimore at Pittsburgh
W, 23-20 OT (CBS/NFLN)
Mon. 10/26 Baltimore at Arizona
L, 18-26 (ESPN)
Mon. 11/30 Baltimore at Cleveland
W, 33-27 (ESPN)

2014

Thu. 09/11 Pittsburgh at Baltimore
W, 26-6 (CBS/NFLN)
Sun. 11/02 Baltimore at Pittsburgh
L, 23-43 (NBC)
Mon. 11/24 Baltimore at New Orleans
W, 34-27 (ESPN)

2013

Thu. 09/05 Baltimore at Denver
L, 27-49 (NBC)
Thu. 11/28 Pittsburgh at Baltimore
W, 22-20 (NBC)
Mon. 12/16 Baltimore at Detroit
W, 18-16 (ESPN)

2012

Mon. 09/10 Cincinnati at Baltimore
W, 44-13 (ESPN)
Sun. 09/23 New England at Baltimore
W, 31-30 (NBC)
Thu. 09/27 Cleveland at Baltimore
W, 23-16 (NFL Network)
Sun. 11/18 Baltimore at Pittsburgh
W, 13-10 (NBC)

2011

Sun. 10/02 New York Jets at Baltimore
W, 34-17 (NBC)
Mon. 10/24 Baltimore at Jacksonville
L, 7-12 (ESPN)
Sun. 11/06 Baltimore at Pittsburgh
W, 23-20 (NBC)
Thu. 11/24 San Francisco at Baltimore
W, 16-6 (NFL Network)
Sun. 12/18 Baltimore at San Diego
L, 14-34 (NBC)

2010

Mon. 09/13 Baltimore at New York Jets
W, 10-9 (ESPN)
Thu. 11/11 Baltimore at Atlanta
L, 21-26 (NFL Network)
Sun. 12/05 Pittsburgh at Baltimore
L, 10-13 (NBC)
Mon. 12/13 Baltimore at Houston
W, 34-28 OT (ESPN)

2009

Mon. 11/16 Baltimore at Cleveland
W, 16-0 (ESPN)
Sun. 11/29 Pittsburgh at Baltimore
W, 20-17 OT (NBC)
Mon. 12/07 Baltimore at Green Bay
L, 14-27 (ESPN)

2008

Mon. 09/29 Baltimore at Pittsburgh
L, 20-23 (ESPN)
Sun. 12/07 Washington at Baltimore
W, 24-10 (NBC)
Sat. 12/20 Baltimore at Dallas
W, 33-24 (NFL Network)

2007

Mon. 09/10 Baltimore at Cincinnati
L, 20-27 (ESPN)
Mon. 11/05 Baltimore at Pittsburgh
L, 7-38 (ESPN)
Mon. 12/03 New England at Baltimore
L, 24-27 (ESPN)
Sun. 12/09 Indianapolis at Baltimore
L, 20-44 (NBC)

2006

Mon. 10/09 Baltimore at Denver
L, 3-13 (ESPN)
Thu. 11/30 Baltimore at Cincinnati
L, 7-13 (NFL Network)

2005

Sun. 09/11 Indianapolis at Baltimore
L, 7-24 (ESPN)
Mon. 10/31 Baltimore at Pittsburgh
L, 19-20 (ABC)
Mon. 12/19 Green Bay at Baltimore
W, 48-3 (ABC)
Sun. 12/25 Minnesota at Baltimore
W, 30-23 (ESPN)

2004

Mon. 10/04 Kansas City at Baltimore
L, 24-27 (ABC)
Sun. 10/10 Baltimore at Washington
W, 17-10 (ESPN)
Sun. 11/07 Cleveland at Baltimore
W, 27-13 (ESPN)
Sun. 12/19 Baltimore at Indianapolis
L, 10-20 (ESPN)

2003

Sun. 11/09 Baltimore at St. Louis
L, 22-33 (ESPN)
Sun. 12/28 Pittsburgh at Baltimore
W, 13-10 OT (ESPN)

2002

Mon. 09/30 Denver at Baltimore
W, 34-23 (ABC)
Sun. 10/06 Baltimore at Cleveland
W, 26-21 (ESPN)

2001

Mon. 11/12 Baltimore at Tennessee
W, 16-10 (ABC)
Sun. 12/16 Pittsburgh at Baltimore
L, 21-26 (ESPN)
Sat. 12/29 Baltimore at Tampa Bay
L, 10-22 (ABC)
Mon. 01/07 Minnesota at Baltimore
W, 19-3 (ABC)

2000

Sun. 09/17 Baltimore at Miami
L, 6-19 (ESPN)
Sun. 10/08 Baltimore at Jacksonville
W, 15-10 (ESPN)

1999

Thu. 10/21 Kansas City at Baltimore
L, 8-35 (ESPN)

1998

Sun. 09/27 Cincinnati at Baltimore
W, 31-24 (ESPN)

1997

Sun. 11/09 Baltimore at Pittsburgh
L, 0-37 (ESPN)

1996

Sun. 10/13 Baltimore at Indianapolis
L, 21-26 (ESPN)

RAVENS ALL-TIME SHUTOUTS (10)

DATE	OPPONENT	SCORE	YARDS ALLOWED	SACKS/YDS	INTs/YDS	LEADING TACKLER
12/26/99	Cincinnati Bengals	22-0	280	7/39	2/53	Ray Lewis (11)
09/03/00	@ Pittsburgh Steelers	16-0	229	1/6	0/0	Ray Lewis (7)
09/24/00	Cincinnati Bengals	37-0	109	4/15	2/15	Michael McCrary (7)
10/01/00	@ Cleveland Browns	12-0	230	1/9	3/5	Ray Lewis (10)
11/19/00	Dallas Cowboys	27-0	193	1/1	3/42	Ray Lewis (8)
12/23/01	Cincinnati Bengals	16-0	305	3/22	3/94	Ray Lewis (12)
12/21/03	@ Cleveland Browns	35-0	241	5/30	1/52	Ray Lewis (12)
09/10/06	@ Tampa Bay Buccaneers	27-0	142	3/21	3/123	Ray Lewis (10)
11/26/06	Pittsburgh Steelers	27-0	172	9/73	2/7	Ray Lewis (9)
11/16/09	@ Cleveland Browns	16-0	160	4/25	2/59	Ray Lewis (8)

ALL-TIME WIN/LOSS RESULTS

REGULAR SEASON WIN/LOSS RESULTS

	Overall Record	Home	Away
Overall	173-146-1	109-50-1	64-96
In M&T Bank Stadium (since 1998)	102-42	102-42	n/a
Coached by Ted Marchibroda	16-31-1	11-12-1	5-19
Coached by Brian Billick	80-64	50-22	30-42
Coached by John Harbaugh	77-51	48-16	29-35
vs. AFC Teams	133-115	84-46	49-69
vs. AFC North	48-36	29-13	19-23
vs. AFC Central (1996-2001)	26-28	13-14	13-14
vs. AFC East	19-19	13-5	6-14
vs. AFC South	14-15	10-5	4-10
vs. AFC West	22-17	15-6	7-11
vs. NFC Teams	45-32-1	30-7-1	15-25
vs. NFC North	6-6	5-1	1-5
vs. NFC Central (1996-2001)	3-5	3-1	0-4
vs. NFC East	12-6-1	7-1-1	5-5
vs. NFC South	10-6	5-3	5-3
vs. NFC West	14-9	10-1	4-8
On Monday Night Football - ABC/ESPN	11-10	4-2	7-8
On NBC/ESPN - Sunday Night or Thursday Night	15-13	11-5	4-8
On NFL Network	5-2	3-0	2-2
In Overtime	12-10-1	7-3-1	5-7
Ravens Shutout Wins	10-0	5-0	5-0
In Season Opener	9-11	6-4	3-7
Indoors	6-13	n/a	6-13

Note: Baltimore has played in Houston's Reliant/NRG Stadium five times (3-2), Indy's Lucas Oil Stadium twice (0-2) and Dallas' Texas Stadium once (1-0). Three of those games at Reliant Stadium (12/13/10, 10/21/12 & 12/21/14) came when the roof was closed, meaning those games were "indoors," while the other games listed are considered "outdoors" due to open roofs.

In August	0-1	0-1	0-0
In September	40-28	27-7	13-21
In October	33-42	18-15	15-27
In November	50-36-1	29-12-1	21-24
In December	45-36	32-15	13-21
In January	5-3	3-0	2-3

POSTSEASON WIN/LOSS RESULTS (2000, 2001, 2003, 2006, 2008, 2009, 2010, 2011, 2012, 2014)

	Record	Home	Away	Neutral
Overall	15-8	3-2	10-6	2-0*
vs. AFC Central	1-1	0-0	1-1	n/a
vs. AFC North	1-2	0-0	1-2	n/a
vs. AFC South	3-3	2-2	1-1	n/a
vs. AFC East	4-2	0-0	4-2	n/a
vs. AFC West	4-0	1-0	3-0	n/a
vs. NFC	2-0	0-0	0-0	2-0*

* Super Bowl XXXV in Tampa, FL, and Super Bowl XLVII in New Orleans, LA

OVERTIME GAMES: 12-10-1 REGULAR SEASON & 1-0 PLAYOFFS

DATE	OPP.	PLAY	TIME	RESULT	DATE	OPP.	PLAY	TIME	RESULT
10/27/96	STL	Jackson 22 Pass	0:10	W, 37-31	09/29/08	@ Pit.	Reed 46 FG	3:56	L, 20-23
11/24/96	Jax.	Hollis 34 FG	5:54	L, 25-28	11/29/09	Pit.	Cundiff 29 FG	6:42	W, 20-17
11/02/97	@ NYJ	Hall 37 FG	10:02	L, 16-19	10/17/10	@ NE	Gostkowski 35 FG	1:56	L, 20-23
11/16/97	Phi.	n/a	0:00	T, 10-10	10/24/10	Buf.	Cundiff 38 FG	10:54	W, 37-34
10/03/99	@ Atl.	Armour 54 Pass	12:31	W, 19-13	12/13/10	@ Hou.	Wilson 12 INT-TD	11:55	W, 34-28
11/16/03	@ Mia.	Mare 43 FG	8:48	L, 6-9	11/25/12	@ SD	Tucker 38 FG	1:07	W, 16-13
11/23/03	Sea.	Stover 42 FG	6:32	W, 44-41	12/09/12	@ Was.	Forbath 34 FG	11:37	L, 28-31
12/28/03	Pit.	Stover 47 FG	11:32	W, 13-10	01/12/13	@ Den. (Div.)	Tucker 47 FG	13:18 2OT	W, 38-35
11/14/04	@ NYJ	Stover 42 FG	7:35	W, 20-17	11/10/13	Cin.	Tucker 46 FG	5:27	W, 20-17
11/20/05	Pit.	Stover 44 FG	4:09	W, 16-13	11/17/13	@ Chi.	Gould 38 FG	8:41	L, 20-23
11/18/07	Cle.	Dawson 33 FG	9:10	L, 30-33	10/01/15	@ Pit.	Tucker 52 FG	5:08	W, 23-20
12/16/07	@ Mia.	Camarillo 64 Pass	8:14	L, 16-22	10/11/15	Cle.	Coons 32 FG	6:43	L, 30-33

ALL-TIME PRESEASON RESULTS

1996 (3-1)

08/03	Philadelphia Eagles	63,804	W	17-9
08/10	@ New York Giants	39,799	W	37-27
08/17	Green Bay Packers	62,025	L	15-17
08/23	@ Buffalo Bills	51,905	W	37-14

1997 (0-4)

08/02	New York Giants	53,268	L	20-21
08/08	@ New York Jets	23,067	L	29-39
08/16	@ Philadelphia Eagles	60,939	L	13-24
08/22	Buffalo Bills	51,905	L	28-31

1998 (4-0)

08/08	Chicago Bears	65,938	W	19-14
08/15	@ New York Jets	47,906	W	33-0
08/24	Philadelphia Eagles	65,970	W	23-6
08/28	@ New York Giants	48,754	W	14-6

1999 (4-0)

08/12	@ Philadelphia Eagles	43,552	W	10-7
08/21	@ Atlanta Falcons	44,843	W	19-6
08/28	Carolina Panthers	66,247	W	28-24
09/03	New York Giants	60,092	W	28-24

2000 (4-0)

08/05	Philadelphia Eagles	65,459	W	16-13
08/12	New York Jets	66,588	W	10-0
08/18	@ Carolina Panthers	72,551	W	24-13
08/25	@ New York Giants	76,527	W	28-24

2001 (1-2)

08/13	@ Philadelphia Eagles - Cancelled*			
08/18	@ New York Jets	76,406	L	3-16
08/23	Carolina Panthers	66,619	L	17-20
08/31	New York Giants	66,197	W	38-9

*Field Conditions Caused Cancellation

2002 (2-2)

08/09	Detroit Lions	67,421	W	12-6
08/15	New York Jets	67,681	L	14-16
08/23	@ Philadelphia Eagles	58,443	W	13-12
08/29	@ New York Giants	76,572	L	0-13

2003 (1-3)

08/09	Buffalo Bills	68,550	L	19-20
08/16	@ Atlanta Falcons	68,237	W	13-10
08/23	@ Washington Redskins	70,460	L	3-24
08/28	New York Giants	68,169	L	24-30

2004 (3-1)

08/12	Atlanta Falcons	69,299	W	24-0
08/20	@ Philadelphia Eagles	67,218	L	17-26
08/25	Detroit Lions	69,552	W	17-6
09/02	@ New York Giants	75,498	W	27-17

2005 (2-2)

08/13	@ Atlanta Falcons	67,123	L	3-16
08/20	Philadelphia Eagles	70,303	L	14-20
08/26	@ New Orleans Saints	44,485	W	21-6
09/01	Washington Redskins	69,885	W	26-20,OT

2006 (2-2)

08/11	New York Giants	70,249	L	16-17
08/17	Philadelphia Eagles	70,255	W	20-10
08/25	@ Minnesota Vikings	63,257	L	7-30
08/31	@ Washington Redskins	60,326	W	17-10

2007 (1-3)

08/13	Philadelphia Eagles	71,060	W	29-3
08/19	New York Giants	70,754	L	12-13
08/25	@ Washington Redskins	60,080	L	7-13*
08/31	@ Atlanta Falcons	71,377	L	10-13

*Game Terminated in 3rd Qtr. - Severe Weather

2008 (1-3)

08/07	@ New England Patriots	68,756	W	16-15
08/16	Minnesota Vikings	70,585	L	15-23
08/23	@ St. Louis Rams	60,862	L	10-24
08/28	Atlanta Falcons	70,149	L	9-10

2009 (4-0)

08/13	Washington Redskins	70,723	W	23-0
08/24	New York Jets	70,335	W	24-23
08/29	@ Carolina Panthers	71,045	W	17-13
09/03	@ Atlanta Falcons	66,610	W	20-3

2010 (3-1)

08/12	Carolina Panthers	70,579	W	17-12
08/21	@ Washington Redskins	72,994	W	23-3
08/28	New York Giants	70,742	W	24-10
09/02	@ St. Louis Rams	42,327	L	21-27

2011 (3-1)

08/11	@ Philadelphia Eagles	69,144	L	6-13
08/19	Kansas City Chiefs	70,690	W	31-13
08/25	Washington Redskins	70,631	W	34-31
09/01	@ Atlanta Falcons	67,216	W	21-7

2012 (2-2)

08/09	@ Atlanta Falcons	68,449	W	31-17
08/17	Detroit Lions	70,567	L	12-27
08/23	Jacksonville Jaguars	70,502	W	48-17
08/30	@ St. Louis Rams	53,371	L	17-31

2013 (2-2)

08/08	@ Tampa Bay Buccaneers	47,599	W	44-16
08/15	Atlanta Falcons	70,527	W	27-23
08/22	Carolina Panthers	70,554	L	27-34
08/29	@ St. Louis Rams	53,364	L	21-24

2014 (4-0)

08/07	San Francisco 49ers	70,529	W	23-3
08/16	@ Dallas Cowboys	77,624	W	37-30
08/23	Washington Redskins	70,876	W	23-17
08/28	@ New Orleans Saints	73,004	W	22-13

2015 (1-3)

08/13	New Orleans Saints	70,501	W	30-27
08/22	@ Philadelphia Eagles	69,596	L	17-40
08/29	Washington Redskins	70,932	L	13-31
09/03	@ Atlanta Falcons	67,393	L	19-20

ALL-TIME RESULTS

1996: 4-12

HEAD COACH: TED MARCHIBRODA

5th AFC Central • Top Draft Choice: T Jonathan Ogden

09/01	Oakland Raiders	64,124	W	19-14
09/08	@ Pittsburgh Steelers	57,241	L	17-31
09/15	@ Houston Oilers	20,082	L	13-29
09/29	New Orleans Saints	61,063	W	17-10
10/06	New England Patriots	63,569	L	38-46
10/13	@ Indianapolis Colts	56,978	L	21-26
10/20	@ Denver Broncos	70,453	L	34-45
10/27	St. Louis Rams	60,256	W	37-31 OT
11/03	Cincinnati Bengals	60,743	L	21-24
11/10	@ Jacksonville Jaguars	64,628	L	27-30
11/17	@ San Francisco 49ers	51,596	L	20-38
11/24	Jacksonville Jaguars	57,384	L	25-28 OT
12/01	Pittsburgh Steelers	51,822	W	31-17
12/08	@ Cincinnati Bengals	43,022	L	14-21
12/15	@ Carolina Panthers	70,075	L	16-27
12/22	Houston Oilers	52,704	L	21-24

1997: 6-9-1

HEAD COACH: TED MARCHIBRODA

5th AFC Central • Top Draft Choice: LB Peter Boulware

08/31	Jacksonville Jaguars	61,018	L	27-28
09/07	Cincinnati Bengals	52,968	W	23-10
09/14	@ New York Giants	69,768	W	24-23
09/21	@ Tennessee Titans	17,737	W	36-10
09/28	@ San Diego Chargers	54,094	L	17-21
10/05	Pittsburgh Steelers	64,421	L	34-42
10/19	Miami Dolphins	64,354	L	13-24
10/26	@ Washington Redskins	75,067	W	20-17
11/02	@ New York Jets	77,716	L	16-19 OT
11/09	@ Pittsburgh Steelers	56,669	L	0-37
11/16	Philadelphia Eagles	63,546	T	10-10 OT
11/23	Arizona Cardinals	53,976	L	13-16
11/30	@ Jacksonville Jaguars	63,712	L	27-29
12/07	Seattle Seahawks	54,395	W	31-24
12/14	Tennessee Oilers	60,558	W	21-19
12/21	@ Cincinnati Bengals	50,917	L	14-16

1998: 6-10

HEAD COACH: TED MARCHIBRODA

4th AFC Central • Top Draft Choice: CB Duane Starks

09/06	Pittsburgh Steelers	68,847	L	13-20
09/13	@ New York Jets	70,063	W	24-10
09/20	@ Jacksonville Jaguars	67,069	L	10-24
09/27	Cincinnati Bengals	68,154	W	31-24
10/11	Tennessee Titans	68,561	L	8-12
10/18	@ Pittsburgh Steelers	58,620	L	6-16
10/25	@ Green Bay Packers	59,860	L	10-28
11/01	Jacksonville Jaguars	68,915	L	19-45
11/08	Oakland Raiders	69,037	W	13-10
11/15	@ San Diego Chargers	54,388	L	13-14
11/22	@ Cincinnati Bengals	52,571	W	20-13
11/29	Indianapolis Colts	68,898	W	38-31
12/06	@ Tennessee Oilers	31,124	L	14-16
12/13	Minnesota Vikings	69,074	L	28-38
12/20	@ Chicago Bears	40,853	L	3-24
12/27	Detroit Lions	68,045	W	19-10

1999: 8-8

HEAD COACH: BRIAN BILLICK

3rd AFC Central • Top Draft Choice: CB Chris McAlister

09/12	@ St. Louis Rams	62,100	L	10-27
09/19	Pittsburgh Steelers	68,965	L	20-23
09/26	Cleveland Browns	68,803	W	17-10
10/03	@ Atlanta Falcons	50,712	W	19-13 OT
10/10	@ Tennessee Titans	65,486	L	11-14
10/21	Kansas City Chiefs	68,771	L	8-35
10/31	Buffalo Bills	68,673	L	10-13
11/07	@ Cleveland Browns	72,898	W	41-9
11/14	@ Jacksonville Jaguars	67,391	L	3-6
11/21	@ Cincinnati Bengals	43,279	W	34-31
11/28	Jacksonville Jaguars	68,428	L	23-30
12/05	Tennessee Titans	67,854	W	41-14
12/12	@ Pittsburgh Steelers	46,715	W	31-24
12/19	New Orleans Saints	67,597	W	31-8
12/26	Cincinnati Bengals	68,036	W	22-0
1/2/00	@ New England Patriots	50,263	L	3-20

2000: 12-4

HEAD COACH: BRIAN BILLICK

2nd AFC Central - Wild Card • Top Draft Choice: RB Jamal Lewis

09/03	@ Pittsburgh Steelers	55,049	W	16-0
09/10	Jacksonville Jaguars	68,843	W	39-36
09/17	@ Miami Dolphins	73,464	L	6-19
09/24	Cincinnati Bengals	68,481	W	37-0
10/01	@ Cleveland Browns	73,018	W	12-0
10/08	@ Jacksonville Jaguars	65,194	W	15-10
10/15	@ Washington Redskins	83,252	L	3-10
10/22	Tennessee Titans	69,200	L	6-14
10/29	Pittsburgh Steelers	69,405	L	6-9
11/05	@ Cincinnati Bengals	54,759	W	27-7
11/12	@ Tennessee Titans	68,490	W	24-23
11/19	Dallas Cowboys	69,416	W	27-0
11/26	Cleveland Browns	68,361	W	44-7
12/10	San Diego Chargers	68,805	W	24-3
12/17	@ Arizona Cardinals	37,452	W	13-7
12/24	New York Jets	69,184	W	34-20

AFC Wild Card Playoff Game

12/31/00	Denver Broncos	69,638	W	21-3
----------	----------------	--------	---	------

AFC Divisional Playoff Game

1/7/01	@ Tennessee Titans	68,527	W	24-10
--------	--------------------	--------	---	-------

AFC Championship Game

1/14/01	@ Oakland Raiders	62,784	W	16-3
---------	-------------------	--------	---	------

Super Bowl XXXV (Tampa, FL)

1/28/01	@ New York Giants	71,921	W	34-7
---------	-------------------	--------	---	------



ALL-TIME RESULTS

2001: 10-6

HEAD COACH: BRIAN BILLICK

2nd AFC Central - Wild Card • Top Draft Choice: TE Todd Heap

09/09	Chicago Bears	69,365	W	17-6
09/23	@ Cincinnati Bengals	49,632	L	10-21
09/30	@ Denver Broncos	75,082	W	20-13
10/07	Tennessee Titans	69,494	W	26-7
10/14	@ Green Bay Packers	59,866	L	23-31
10/21	@ Cleveland Browns	72,818	L	14-24
10/28	Jacksonville Jaguars	69,439	W	18-17
11/04	@ Pittsburgh Steelers	62,906	W	13-10
11/12	@ Tennessee Titans	68,798	W	16-10
11/18	Cleveland Browns	69,353	L	17-27
11/25	@ Jacksonville Jaguars	53,530	W	24-21
12/02	Indianapolis Colts	69,382	W	39-27
12/16	Pittsburgh Steelers	69,506	L	21-26
12/23	Cincinnati Bengals	68,987	W	16-0
12/29	@ Tampa Bay Buccaneers	65,619	L	10-22
1/7/02	Minnesota Vikings	69,465	W	19-3

AFC Wild Card Playoff Game

1/13/02	@ Miami Dolphins	72,251	W	20-3
---------	------------------	--------	---	------

AFC Divisional Playoff Game

1/20/02	@ Pittsburgh Steelers	63,976	L	10-27
---------	-----------------------	--------	---	-------

2002: 7-9

HEAD COACH: BRIAN BILLICK

3rd AFC North • Top Draft Choice: S Ed Reed

09/08	@ Carolina Panthers	70,386	L	7-10
09/15	Tampa Bay Buccaneers	69,304	L	0-25
09/30	Denver Broncos	69,538	W	34-23
10/06	@ Cleveland Browns	73,688	W	26-21
10/13	@ Indianapolis Colts	56,174	L	20-22
10/20	Jacksonville Jaguars	69,173	W	17-10
10/27	Pittsburgh Steelers	69,638	L	18-31
11/03	@ Atlanta Falcons	68,532	L	17-20
11/10	Cincinnati Bengals	69,024	W	38-27
11/17	@ Miami Dolphins	73,013	L	7-26
11/24	Tennessee Titans	69,365	W	13-12
12/01	@ Cincinnati Bengals	44,878	W	27-23
12/08	New Orleans Saints	69,334	L	25-37
12/15	@ Houston Texans	70,108	W	23-19
12/22	Cleveland Browns	69,349	L	13-14
12/29	@ Pittsburgh Steelers	61,961	L	31-34



OLB Peter Boulware led the Ravens with 7 sacks in 2002.

2003: 10-6

HEAD COACH: BRIAN BILLICK

1st AFC North - Division Title • Top Draft Choice: OLB Terrell Suggs

09/07	@ Pittsburgh Steelers	63,157	L	15-34
09/14	Cleveland Browns	69,473	W	33-13
09/21	@ San Diego Chargers	52,028	W	24-10
09/28	Kansas City Chiefs	69,459	L	10-17
10/12	@ Arizona Cardinals	24,193	W	26-18
10/19	@ Cincinnati Bengals	53,553	L	26-34
10/26	Denver Broncos	69,721	W	26-6
11/02	Jacksonville Jaguars	69,486	W	24-17
11/09	@ St. Louis Rams	66,085	L	22-33
11/16	@ Miami Dolphins	73,333	L	6-9 OT
11/23	Seattle Seahawks	69,477	W	44-41 OT
11/30	San Francisco 49ers	69,549	W	44-6
12/07	Cincinnati Bengals	69,468	W	31-13
12/14	@ Oakland Raiders	45,398	L	12-20
12/21	@ Cleveland Browns	72,548	W	35-0
12/28	Pittsburgh Steelers	70,001	W	13-10 OT

AFC Wild Card Playoff Game

1/3/04	Tennessee Titans	69,452	L	17-20
--------	------------------	--------	---	-------

2004: 9-7

HEAD COACH: BRIAN BILLICK

2nd AFC North • Top Draft Choice: DT Dwan Edwards

09/12	@ Cleveland Browns	73,068	L	3-20
09/19	Pittsburgh Steelers	69,859	W	30-13
09/26	@ Cincinnati Bengals	65,575	W	23-9
10/04	Kansas City Chiefs	69,827	L	24-27
10/10	@ Washington Redskins	90,287	W	17-10
10/24	Buffalo Bills	69,809	W	20-6
10/31	@ Philadelphia Eagles	67,715	L	10-15
11/07	Cleveland Browns	69,781	W	27-13
11/14	@ New York Jets	77,826	W	20-17 OT
11/21	Dallas Cowboys	69,924	W	30-10
11/28	@ New England Patriots	68,756	L	3-24
12/05	Cincinnati Bengals	69,695	L	26-27
12/12	New York Giants	69,856	W	37-14
12/19	@ Indianapolis Colts	57,240	L	10-20
12/26	@ Pittsburgh Steelers	64,227	L	7-20
1/2/05	Miami Dolphins	69,843	W	30-23

2005: 6-10

HEAD COACH: BRIAN BILLICK

3rd AFC North • Top Draft Choice: WR Mark Clayton

09/11	Indianapolis Colts	70,501	L	7-24
09/18	@ Tennessee Titans	69,149	L	10-25
10/02	New York Jets	70,479	W	13-3
10/09	@ Detroit Lions	61,201	L	17-35
10/16	Cleveland Browns	70,196	W	16-3
10/23	@ Chicago Bears	62,102	L	6-10
10/31	@ Pittsburgh Steelers	64,178	L	19-20
11/06	Cincinnati Bengals	70,540	L	9-21
11/13	@ Jacksonville Jaguars	66,107	L	3-30
11/20	Pittsburgh Steelers	70,601	W	16-13 OT
11/27	@ Cincinnati Bengals	65,680	L	29-42
12/04	Houston Texans	69,909	W	16-15
12/11	@ Denver Broncos	75,651	L	10-12
12/19	Green Bay Packers	70,604	W	48-3
12/25	Minnesota Vikings	70,246	W	30-23
1/1/06	@ Cleveland Browns	69,871	L	16-20

ALL-TIME RESULTS

2006: 13-3

HEAD COACH: BRIAN BILLICK

1st AFC North - Division Title • Top Draft Choice: DT Haloti Ngata

09/10	@ Tampa Bay Buccaneers	65,087	W	27-0
09/17	Oakland Raiders	70,744	W	28-6
09/24	@ Cleveland Browns	72,474	W	15-14
10/01	San Diego Chargers	70,743	W	16-13
10/09	@ Denver Broncos	76,355	L	3-13
10/15	Carolina Panthers	70,762	L	21-23
10/29	@ New Orleans Saints	69,152	W	35-22
11/05	Cincinnati Bengals	70,792	W	26-20
11/12	@ Tennessee Titans	69,143	W	27-26
11/19	Atlanta Falcons	70,790	W	24-10
11/26	Pittsburgh Steelers	70,946	W	27-0
11/30	@ Cincinnati Bengals	65,973	L	7-13
12/10	@ Kansas City Chiefs	77,232	W	20-10
12/17	Cleveland Browns	70,857	W	27-17
12/24	@ Pittsburgh Steelers	63,224	W	31-7
12/31	Buffalo Bills	70,913	W	19-7

AFC Divisional Playoff Game

1/13/07	Indianapolis Colts	71,162	L	6-15
---------	--------------------	--------	---	------

2007: 5-11

HEAD COACH: BRIAN BILLICK

4th AFC North • Top Draft Choice: G Ben Grubbs

09/10	@ Cincinnati	66,093	L	20-27
09/16	New York Jets	71,246	W	20-13
09/23	Arizona Cardinals	71,372	W	26-23
09/30	@ Cleveland Browns	73,024	L	13-27
10/07	@ San Francisco 49ers	67,885	W	9-7
10/14	St. Louis Rams	71,175	W	22-3
10/21	@ Buffalo Bills	70,727	L	14-19
11/05	@ Pittsburgh Steelers	63,457	L	7-38
11/11	Cincinnati Bengals	71,130	L	7-21
11/18	Cleveland Browns	71,055	L	30-33 OT
11/25	@ San Diego Chargers	63,337	L	14-32
12/03	New England Patriots	71,382	L	24-27
12/09	Indianapolis Colts	70,513	L	20-44
12/16	@ Miami Dolphins	70,287	L	16-22 OT
12/23	@ Seattle Seahawks	68,164	L	6-27
12/30	Pittsburgh Steelers	71,353	W	27-21

2008: 11-5

HEAD COACH: JOHN HARBAUGH

2nd AFC North - Wild Card • Top Draft Choice: QB Joe Flacco

09/07	Cincinnati Bengals	70,978	W	17-10
09/21	Cleveland Browns	71,104	W	28-10
09/29	@ Pittsburgh Steelers	64,038	L	20-23 OT
10/05	Tennessee Titans	71,131	L	10-13
10/12	@ Indianapolis Colts	66,153	L	3-31
10/19	@ Miami Dolphins	64,972	W	27-13
10/26	Oakland Raiders	71,254	W	29-10
11/02	@ Cleveland Browns	73,078	W	37-27
11/09	@ Houston Texans	70,552	W	41-13
11/16	@ New York Giants	78,849	L	10-30
11/23	Philadelphia Eagles	71,379	W	36-7
11/30	@ Cincinnati Bengals	63,871	W	34-3
12/07	Washington Redskins	71,438	W	24-10
12/14	Pittsburgh Steelers	71,502	L	9-13
12/20	@ Dallas Cowboys	63,800	W	33-24
12/28	Jacksonville Jaguars	71,366	W	27-7

AFC Wild Card Playoff Game

1/4/09	@ Miami Dolphins	74,240	W	27-9
--------	------------------	--------	---	------

AFC Divisional Playoff Game

1/10/09	@ Tennessee Titans	69,143	W	13-10
---------	--------------------	--------	---	-------

AFC Championship Game

1/18/09	@ Pittsburgh Steelers	65,350	L	14-23
---------	-----------------------	--------	---	-------

2009: 9-7

HEAD COACH: JOHN HARBAUGH

2nd AFC North - Wild Card • Top Draft Choice: T Michael Oher

09/13	Kansas City Chiefs	71,099	W	38-24
09/20	@ San Diego Chargers	66,882	W	31-26
09/27	Cleveland Browns	70,950	W	34-3
10/04	@ New England Patriots	68,756	L	21-27
10/11	Cincinnati Bengals	71,161	L	14-17
10/18	@ Minnesota Vikings	63,689	L	31-33
11/01	Denver Broncos	71,132	W	30-7
11/08	@ Cincinnati Bengals	64,313	L	7-17
11/16	@ Cleveland Browns	69,023	W	16-0
11/22	Indianapolis Colts	71,320	L	15-17
11/29	Pittsburgh Steelers	71,314	W	20-17 OT
12/07	@ Green Bay Packers	70,286	L	14-27
12/13	Detroit Lions	70,673	W	48-3
12/20	Chicago Bears	71,011	W	31-7
12/27	@ Pittsburgh Steelers	64,068	L	20-23
1/3/10	@ Oakland Raiders	38,400	W	21-13

AFC Wild Card Playoff Game

1/10/10	@ New England Patriots	68,756	W	33-14
---------	------------------------	--------	---	-------

AFC Divisional Playoff Game

1/16/10	@ Indianapolis Colts	67,535	L	3-20
---------	----------------------	--------	---	------



WR Derrick Mason, the Ravens' all-time leading receiver, led the team with 103 catches during the 2007 season.

ALL-TIME RESULTS

2010: 12-4

HEAD COACH: JOHN HARBAUGH

2nd AFC North - Wild Card • Top Draft Choice: OLB Sergio Kindle

09/13	@ New York Jets	78,127	W	10-9
09/19	@ Cincinnati Bengals	64,071	L	10-15
09/26	Cleveland Browns	71,119	W	24-17
10/03	@ Pittsburgh Steelers	64,729	W	17-14
10/10	Denver Broncos	71,246	W	31-17
10/17	@ New England Patriots	68,756	L	20-23 OT
10/24	Buffalo Bills	71,220	W	37-34 OT
11/07	Miami Dolphins	71,305	W	26-10
11/11	@ Atlanta Falcons	68,474	L	21-26
11/21	@ Carolina Panthers	73,021	W	37-13
11/28	Tampa Bay Buccaneers	70,989	W	17-10
12/05	Pittsburgh Steelers	71,418	L	10-13
12/13	@ Houston Texans	71,413	W	34-28 OT
12/19	New Orleans Saints	71,432	W	30-24
12/26	@ Cleveland Browns	65,028	W	20-10
1/2/11	Cincinnati Bengals	71,088	W	13-7

AFC Wild Card Playoff Game

1/9/11	@ Kansas City Chiefs	72,190	W	30-7
--------	----------------------	--------	---	------

AFC Divisional Playoff Game

1/15/11	@ Pittsburgh Steelers	64,879	L	24-31
---------	-----------------------	--------	---	-------

2011: 12-4

HEAD COACH: JOHN HARBAUGH

1st AFC North - Division Title • Top Draft Choice: CB Jimmy Smith

09/11	Pittsburgh Steelers	71,434	W	35-7
09/18	@ Tennessee Titans	69,143	L	13-26
09/25	@ St. Louis Rams	56,289	W	37-7
10/02	New York Jets	71,247	W	34-17
10/16	Houston Texans	71,154	W	29-14
10/24	@ Jacksonville Jaguars	62,976	L	7-12
10/30	Arizona Cardinals	71,022	W	30-27
11/06	@ Pittsburgh Steelers	64,851	W	23-20
11/13	@ Seattle Seahawks	66,522	L	17-22
11/20	Cincinnati Bengals	71,320	W	31-24
11/24	San Francisco 49ers	71,345	W	16-6
12/04	@ Cleveland Browns	63,648	W	24-10
12/11	Indianapolis Colts	71,187	W	24-10
12/18	@ San Diego Chargers	67,242	L	14-34
12/24	Cleveland Browns	71,083	W	20-14
1/1/12	@ Cincinnati Bengals	63,439	W	24-16

AFC Divisional Playoff Game

1/15/12	Houston Texans	71,547	W	20-13
---------	----------------	--------	---	-------

AFC Championship Game

1/22/12	@ New England Patriots	68,756	L	20-23
---------	------------------------	--------	---	-------

2012: 10-6

HEAD COACH: JOHN HARBAUGH

1st AFC North - Division Title • Top Draft Choice: OLB Courtney Upshaw

09/10	Cincinnati Bengals	71,064	W	44-13
09/16	@ Philadelphia Eagles	69,144	L	23-24
09/23	New England Patriots	71,269	W	31-30
09/27	Cleveland Browns	70,944	W	23-16
10/07	@ Kansas City Chiefs	68,803	W	9-6
10/14	Dallas Cowboys	71,384	W	31-29
10/21	@ Houston Texans	71,708	L	13-43
11/04	@ Cleveland Browns	65,449	W	25-15
11/11	Oakland Raiders	71,339	W	55-20
11/18	@ Pittsburgh Steelers	63,446	W	13-10
11/25	@ San Diego Chargers	57,882	W	16-13 OT
12/02	Pittsburgh Steelers	71,442	L	20-23
12/09	@ Washington Redskins	81,178	L	28-31 OT
12/16	Denver Broncos	71,317	L	17-34
12/23	New York Giants	71,470	W	33-14
12/30	@ Cincinnati Bengals	61,565	L	17-23

AFC Wild Card Playoff Game

1/6/13	Indianapolis Colts	71,379	W	24-9
--------	--------------------	--------	---	------

AFC Divisional Playoff Game

1/12/13	@ Denver Broncos	76,732	W	38-35 2OT
---------	------------------	--------	---	-----------

AFC Championship Game

1/20/13	@ New England Patriots	68,756	W	28-13
---------	------------------------	--------	---	-------

Super Bowl XLVII (New Orleans, LA)

2/3/13	vs. San Francisco 49ers	71,024	W	34-31
--------	-------------------------	--------	---	-------

2012 WORLD CHAMPIONS



2013: 8-8

HEAD COACH: JOHN HARBAUGH

3rd AFC North • Top Draft Choice: S Matt Elam

09/05	@ Denver Broncos	76,977	L	27-49
09/15	Cleveland Browns	71,098	W	14-6
09/22	Houston Texans	71,168	W	30-9
09/29	@ Buffalo Bills	68,296	L	20-23
10/06	@ Miami Dolphins	68,342	W	26-23
10/13	Green Bay Packers	71,319	L	17-19
10/20	@ Pittsburgh Steelers	62,295	L	16-19
11/03	@ Cleveland Browns	71,513	L	18-24
11/10	Cincinnati Bengals	70,992	W	20-17 OT
11/17	@ Chicago Bears	62,367	L	20-23 OT
11/24	New York Jets	71,148	W	19-3
11/28	Pittsburgh Steelers	71,005	W	22-20
12/08	Minnesota Vikings	70,921	W	29-26
12/16	@ Detroit Lions	64,742	W	18-16
12/22	New England Patriots	71,433	L	7-41
12/29	@ Cincinnati Bengals	62,406	L	17-34

**BALTIMORE
RAVENS.COM**

ALL-TIME RESULTS & LARGEST CROWDS

2014: 10-6

HEAD COACH: JOHN HARBAUGH

3rd AFC North - Wild Card • Top Draft Choice: LB C.J. Mosley

09/07	Cincinnati Bengals	70,925	L	16-23
09/11	Pittsburgh Steelers	71,181	W	26-6
09/21	@ Cleveland Browns	67,407	W	23-21
09/28	Carolina Panthers	71,218	W	38-10
10/05	@ Indianapolis Colts	65,258	L	13-20
10/12	@ Tampa Bay Buccaneers	60,041	W	48-17
10/19	Atlanta Falcons	71,184	W	29-7
10/26	@ Cincinnati Bengals	55,711	L	24-27
11/02	@ Pittsburgh Steelers	63,971	L	23-43
11/09	Tennessee Titans	70,914	W	21-7
11/24	@ New Orleans Saints	73,373	W	34-27
11/30	San Diego Chargers	71,060	L	33-34
12/07	@ Miami Dolphins	70,244	W	28-13
12/14	Jacksonville Jaguars	70,801	W	20-12
12/21	@ Houston Texans	71,771	L	13-25
12/28	Cleveland Browns	71,070	W	20-10

AFC Wild Card Playoff Game

1/3/15 @ Pittsburgh Steelers 62,780 W 30-17

AFC Divisional Playoff Game

1/10/15 @ New England Patriots 68,756 L 31-35



OLB Terrell Suggs helped lead the Ravens to a 30-17 victory in the 2014 Wild Card Playoff victory at Pittsburgh, posting 6 tackles and 1 INT.

2015: 5-11

HEAD COACH: JOHN HARBAUGH

3rd AFC North • Top Draft Choice: WR Breshad Perriman

09/13	@ Denver Broncos	76,798	L	13-19
09/20	@ Oakland Raiders	53,500	L	33-37
09/27	Cincinnati Bengals	70,970	L	24-28
10/01	@ Pittsburgh Steelers	63,929	W	23-20 OT
10/11	Cleveland Browns	71,046	L	30-33 OT
10/18	@ San Francisco 49ers	70,799	L	20-25
10/26	@ Arizona Cardinals	64,722	L	18-26
11/01	San Diego Chargers	70,829	W	29-26
11/15	Jacksonville Jaguars	70,837	L	20-22
11/22	St. Louis Rams	71,105	W	16-13
11/30	@ Cleveland Browns	64,380	W	33-27
12/06	@ Miami Dolphins	64,519	L	13-15
12/13	Seattle Seahawks	71,179	L	6-35
12/20	Kansas City Chiefs	70,791	L	14-34
12/27	Pittsburgh Steelers	71,261	W	20-17
1/3/16	@ Cincinnati Bengals	57,254	L	16-24

RAVENS LARGEST CROWDS

The Ravens played in Memorial Stadium from 1996-97 and PSINet Stadium from 1998-2001. In 2002, the facility was known as Ravens Stadium. In 2003, the Ravens entered a partnership, and the stadium was re-named M&T Bank Stadium. (The stadium's capacity was increased in 2007 to 71,008 from previous listings of 70,107 and 69,084.)

HOME

01/15/12	71,547.	vs. Houston Texans (Div.)
12/14/08	71,502.	vs. Pittsburgh Steelers
12/23/12	71,470.	vs. New York Giants
12/02/12	71,442.	vs. Pittsburgh Steelers
12/07/08	71,438.	vs. Washington Redskins
09/11/11	71,434.	vs. Pittsburgh Steelers
12/22/13	71,433.	vs. New England Patriots
12/19/10	71,432.	vs. New Orleans Saints
12/05/10	71,418.	vs. Pittsburgh Steelers
10/14/12	71,384.	vs. Dallas Cowboys

AWAY

10/10/04	90,287.	@ Washington Redskins
10/15/00	83,252.	@ Washington Redskins
12/09/12	81,178.	@ Washington Redskins
11/16/08	78,849.	@ New York Giants
09/13/10	78,127.	@ New York Jets
11/14/04	77,826.	@ New York Jets
11/02/97	77,716.	@ New York Jets
12/10/06	77,232.	@ Kansas City Chiefs
09/05/13	76,977.	@ Denver Broncos
09/13/15	76,798.	@ Denver Broncos



RAVENS VS. AFC OPPONENTS

AFC NORTH

CINCINNATI BENGALS HEAD COACH MARVIN LEWIS

Regular Season Series Tied, 20-20
Preseason Series, No Meetings



11/03/96	Bengals	24-21 Bal.	60,743
12/08/96	Bengals	21-14 @ Cin.	43,022
09/07/97	Ravens	23-10 Bal.	52,968
12/21/97	Bengals	16-14 @ Cin.	50,917
09/27/98	Ravens	31-21 Bal.	68,154
11/22/98	Ravens	20-13 @ Cin.	52,571
11/21/99	Ravens	34-31 @ Cin.	43,279
12/26/99	Ravens	22-0 Bal.	68,036
09/24/00	Ravens	37-0 Bal.	68,481
11/05/00	Ravens	27-7 @ Cin.	54,759
09/23/01	Bengals	21-10 @ Cin.	49,632
12/23/01	Ravens	16-0 Bal.	68,987
11/10/02	Ravens	38-27 Bal.	69,024
12/01/02	Ravens	27-23 @ Cin.	44,878
10/19/03	Bengals	34-26 @ Cin.	53,553
12/07/03	Ravens	31-13 Bal.	69,468
09/26/04	Ravens	23-9 @ Cin.	65,575
12/05/04	Bengals	27-26 Bal.	69,695
11/06/05	Bengals	21-9 Bal.	70,540
11/27/05	Bengals	42-29 @ Cin.	65,680
11/05/06	Ravens	26-20 Bal.	70,792
11/30/06	Bengals	13-7 @ Cin.	65,973
09/10/07	Bengals	27-20 @ Cin.	66,093
11/11/07	Bengals	21-7 Bal.	71,130
09/07/08	Ravens	17-10 Bal.	70,978
11/30/08	Ravens	34-3 @ Cin.	63,871
10/11/09	Bengals	17-14 Bal.	71,161
11/08/09	Bengals	17-7 @ Cin.	64,313
09/19/10	Bengals	15-10 @ Cin.	64,071
01/02/11	Ravens	13-7 Bal.	71,088
11/20/11	Ravens	31-24 Bal.	71,320
01/01/12	Ravens	24-16 @ Cin.	63,439
09/10/12	Ravens	44-13 Bal.	71,064
12/30/12	Bengals	23-17 @ Cin.	61,565
11/10/13	Ravens	20-17 Bal. OT	70,992
12/29/13	Bengals	34-17 @ Cin.	62,406
09/07/14	Bengals	23-16 Bal.	70,925
10/26/14	Bengals	27-24 @ Cin.	55,711
09/27/15	Bengals	28-24 Bal.	70,970
01/03/16	Bengals	24-16 @ Cin.	57,254

CLEVELAND BROWNS HEAD COACH HUE JACKSON

Ravens Lead Regular Season Series, 25-9
Preseason Series, No Meetings



09/26/99	Ravens	17-10 Bal.	68,803
11/07/99	Ravens	41-9 @ Cle.	72,898
10/01/00	Ravens	12-0 @ Cle.	73,018
11/26/00	Ravens	44-7 Bal.	68,361
10/21/01	Browns	24-14 @ Cle.	72,818
11/18/01	Browns	27-17 Bal.	69,353

10/06/02	Ravens	26-21 @ Cle.	73,688
12/22/02	Browns	14-13 Bal.	69,348
09/14/03	Ravens	33-13 Bal.	69,473
12/21/03	Ravens	35-0 @ Cle.	72,548
09/12/04	Browns	20-3 @ Cle.	73,068
11/07/04	Ravens	27-13 Bal.	69,781
10/16/05	Ravens	16-3 Bal.	70,196
01/01/06	Browns	20-16 @ Cle.	69,871
09/24/06	Ravens	15-14 @ Cle.	72,474
12/17/06	Ravens	27-17 Bal.	70,857
09/30/07	Browns	27-13 @ Cle.	73,024
11/18/07	Browns	33-30 Bal. OT	71,055
09/21/08	Ravens	28-10 Bal.	71,104
11/02/08	Ravens	37-27 @ Cle.	73,078
09/27/09	Ravens	34-3 Bal.	70,950
11/16/09	Ravens	16-0 @ Cle.	69,023
09/26/10	Ravens	24-17 Bal.	71,119
12/26/10	Ravens	20-10 @ Cle.	65,028
12/04/11	Ravens	24-10 @ Cle.	63,648
12/24/11	Ravens	20-14 Bal.	71,083
09/27/12	Ravens	23-16 Bal.	70,944
11/04/12	Ravens	25-15 @ Cle.	65,449
09/15/13	Ravens	14-6 Bal.	71,098
11/03/13	Browns	24-18 @ Cle.	71,513
09/21/14	Ravens	23-21 @ Cle.	67,407
12/28/14	Ravens	20-10 Bal.	71,070
10/11/15	Browns	33-30 Bal. OT	71,046
11/30/15	Ravens	33-27 @ Cle.	64,380

PITTSBURGH STEELERS HEAD COACH MIKE TOMLIN

Steelers Lead Regular Season Series, 21-19
Preseason Series, No Meetings



09/08/96	Steelers	31-17 @ Pit.	57,241
12/01/96	Ravens	31-17 Bal.	51,822
10/05/97	Steelers	42-34 Bal.	64,421
11/09/97	Steelers	37-0 @ Pit.	56,669
09/06/98	Steelers	20-13 Bal.	68,847
10/18/98	Steelers	16-6 @ Pit.	58,620
09/19/99	Steelers	23-20 Bal.	68,965
12/12/99	Ravens	31-24 @ Pit.	46,715
09/03/00	Ravens	16-0 @ Pit.	55,049
10/29/00	Steelers	9-6 Bal.	69,405
11/04/01	Ravens	13-10 @ Pit.	62,906
12/16/01	Steelers	26-21 Bal.	69,506
10/27/02	Steelers	31-18 Bal.	69,638
12/29/02	Steelers	34-31 @ Pit.	61,961
09/07/03	Steelers	34-15 @ Pit.	63,157
12/28/03	Ravens	13-10 Bal. OT	70,001
09/19/04	Ravens	30-13 Bal.	69,859
12/26/04	Steelers	20-7 @ Pit.	64,227
10/31/05	Steelers	20-19 @ Pit.	64,178
11/20/05	Ravens	16-13 Bal. OT	70,601
11/26/06	Ravens	27-0 Bal.	70,946
12/24/06	Ravens	31-7 @ Pit.	63,224
11/05/07	Steelers	38-7 @ Pit.	63,457
12/30/07	Ravens	27-21 Bal.	71,353
09/29/08	Steelers	23-20 @ Pit. OT	64,038

RAVENS VS. AFC OPPONENTS

AFC NORTH CONT'D

12/14/08	Steelers	13-9 Bal.	71,502
11/29/09	Ravens	20-17 Bal. OT	71,314
12/27/09	Steelers	23-20 @ Pit.	64,068
10/03/10	Ravens	17-14 @ Pit.	64,729
12/05/10	Steelers	13-10 Bal.	71,418
09/11/11	Ravens	35-7 Bal.	71,434
11/06/11	Ravens	23-20 @ Pit.	64,851
11/18/12	Ravens	13-10 @ Pit.	63,446
12/02/12	Steelers	23-20 Bal.	71,442
10/20/13	Steelers	19-16 @ Pit.	62,295
11/28/13	Ravens	22-20 Bal.	71,005
09/11/14	Ravens	26-6 Bal.	71,181
11/02/14	Steelers	43-23 @ Pit.	63,971
10/01/15	Ravens	23-20 @ Pit. OT	63,929
12/27/15	Ravens	20-17 Bal.	71,261

Steelers Lead Postseason Series, 3-1

01/20/02	Steelers	27-10 @ Pit.	63,976
Divisional Playoff			
01/18/09	Steelers	23-14 @ Pit.	65,350
AFC Championship			
01/15/11	Steelers	31-24 @ Pit.	64,879
Divisional Playoff			
01/03/15	Ravens	30-17 @ Pit.	62,780
Wild Card			

AFC SOUTH

HOUSTON TEXANS HEAD COACH BILL O'BRIEN

Ravens Lead Regular Season Series, 6-2
Preseason Series, No Meetings



12/15/02	Ravens	23-19 @ Hou.	70,108
12/04/05	Ravens	16-15 Bal.	69,909
11/09/08	Ravens	41-13 @ Hou.	70,552
12/13/10	Ravens	34-28 @ Hou. OT	71,413
10/16/11	Ravens	29-14 Bal.	71,154
10/21/12	Texans	43-13 @ Hou.	71,708
09/22/13	Ravens	30-9 Bal.	71,168
12/21/14	Texans	25-13 @ Hou.	71,771

Ravens Lead Postseason Series, 1-0

01/15/12	Ravens	20-13 Bal.	71,547
Divisional Playoff			

INDIANAPOLIS COLTS HEAD COACH CHUCK PAGANO

Colts Lead Regular Season Series, 8-3
Preseason Series, No Meetings



10/13/96	Colts	26-21 @ Ind.	56,978
11/29/98	Ravens	38-31 Bal.	68,898
12/02/01	Ravens	39-27 Bal.	69,382
10/13/02	Colts	22-20 @ Ind.	56,174
12/09/04	Colts	20-10 @ Ind.	57,240
09/11/05	Colts	24-7 Bal.	70,501
12/09/07	Colts	44-20 Bal.	70,513

10/12/08	Colts	31-3 @ Ind.	66,153
11/22/09	Colts	17-15 Bal.	71,320
12/11/11	Ravens	24-10 Bal.	71,187
10/05/14	Colts	20-13 @ Ind.	65,258

Colts Lead Postseason Series, 2-1

01/13/07	Colts	15-6 Bal.	71,162
Divisional Playoff			
01/16/10	Colts	20-3 @ Ind.	67,535
Divisional Playoff			
01/06/13	Ravens	24-9 Bal.	71,379
Wild Card Playoff			

JACKSONVILLE JAGUARS HEAD COACH GUS BRADLEY

Jaguars Lead Regular Season Series, 11-8
Ravens Lead Preseason Series, 1-0



Preseason

08/23/12	Ravens	48-17 Bal.	70,502
----------	--------	------------	--------

Regular Season

11/10/96	Jaguars	30-27 @ Jax.	64,628
11/24/96	Jaguars	28-25 Bal. OT	57,384
08/31/97	Jaguars	28-27 Bal.	61,018
11/30/97	Jaguars	29-27 @ Jax.	63,712
09/20/98	Jaguars	24-10 @ Jax.	67,069
11/01/98	Jaguars	45-19 Bal.	68,915
11/14/99	Jaguars	6-3 @ Jax.	67,391
11/28/99	Jaguars	30-23 Bal.	68,428
09/10/00	Ravens	39-36 Bal.	68,843
10/08/00	Ravens	15-10 @ Jax.	65,194
10/28/01	Ravens	18-17 Bal.	69,439
11/25/01	Ravens	24-21 @ Jax.	53,530
10/20/02	Ravens	17-10 Bal.	69,173
11/02/03	Ravens	24-17 Bal.	69,486
11/13/05	Jaguars	30-3 @ Jax.	66,107
12/28/08	Ravens	27-7 Bal.	71,366
10/24/11	Jaguars	12-7 @ Jax.	62,976
12/14/14	Ravens	20-12 Bal.	70,801
11/15/15	Jaguars	22-20 Bal.	70,837

TENNESSEE TITANS HEAD COACH MIKE MULARKEY

Regular Season Series Tied, 9-9
Preseason Series, No Meetings



09/15/96	Oilers	29-13 @ Hou.	20,082
12/22/96	Oilers	24-21 Bal.	52,704
09/21/97	Ravens	36-10 @ Ten.	17,737
12/14/97	Ravens	21-19 Bal.	60,558
10/11/98	Titans	12-8 Bal.	68,561
12/06/98	Titans	16-14 @ Ten.	31,124
10/10/99	Titans	14-11 @ Ten.	65,486
12/05/99	Ravens	41-14 Bal.	67,854

10/22/00	Titans	16-14 Bal.	68,490
11/12/00	Ravens	24-23 @ Ten.	69,200
10/07/01	Ravens	26-7 Bal.	69,494

RAVENS VS. AFC OPPONENTS

AFC SOUTH CONT'D

11/12/01	Ravens	16-10 @ Ten.	68,798
11/24/02	Ravens	13-12 Bal.	69,365
09/18/05	Titans	25-10 @ Ten.	69,149
11/12/06	Ravens	27-26 @ Ten.	69,143
10/05/08	Titans	13-10 Bal.	71,131
09/18/11	Titans	26-13 @ Ten.	69,143
11/09/14	Ravens	21-7 Bal.	70,914

Ravens Lead Postseason Series, 2-1

01/07/01	Ravens	24-10 @ Ten.	68,527
		Divisional Playoff	
01/03/04	Titans	20-17 Bal.	69,452
		Wild Card	
01/10/09	Ravens	13-10 @ Ten.	69,143
		Divisional Playoff	

AFC EAST

BUFFALO BILLS HEAD COACH REX RYAN

Regular Season Series Tied, 3-3
Bills Lead Preseason Series, 2-1



Preseason

08/23/96	Ravens	37-14 @ Buf.	51,905
08/22/97	Bills	31-28 Bal.	54,473
08/09/03	Bills	28-10 Bal.	68,550

Regular Season

10/31/99	Bills	13-10 Bal.	68,673
10/24/04	Ravens	20-6 Bal.	69,809
12/31/06	Ravens	19-7 Bal.	70,913
10/21/07	Bills	19-14 @ Buf.	70,727
10/24/10	Ravens	37-34 Bal. OT	71,220
09/29/13	Bills	23-20 @ Buf.	68,296

MIAMI DOLPHINS HEAD COACH ADAM GASE

Dolphins Lead Regular Season Series, 6-5
Preseason Series, No Meetings



10/19/97	Dolphins	24-13 Bal.	64,354
09/17/00	Dolphins	19-6 @ Mia.	73,464
11/17/02	Dolphins	26-7 @ Mia.	73,013
11/16/03	Dolphins	9-6 @ Mia. OT	73,333
01/02/05	Ravens	30-23 Bal.	69,843
12/16/07	Dolphins	22-16 @ Mia. OT	70,287
10/19/08	Ravens	27-13 @ Mia.	64,972
11/07/10	Ravens	26-10 Bal.	71,305
10/06/13	Ravens	26-23 @ Mia.	68,342
12/07/14	Ravens	28-13 @ Mia.	70,244
12/06/15	Dolphins	15-13 @ Mia.	64,519

Ravens Lead Postseason Series, 2-0

01/13/02	Ravens	20-3 @ Mia.	72,251
		Wild Card	
01/04/09	Ravens	27-9 @ Mia.	74,240
		Wild Card	

NEW ENGLAND PATRIOTS HEAD COACH BILL BELICHICK

Patriots Lead Regular Season Series, 7-1
Ravens Lead Preseason Series, 1-0



Preseason

08/07/08	Ravens	16-15 @ NE.	68,756
----------	--------	-------------	--------

Regular Season

10/06/96	Patriots	46-38 Bal.	63,569
01/02/00	Patriots	20-3 @ NE.	50,263
11/28/04	Patriots	24-3 @ NE.	68,756
12/03/07	Patriots	27-24 Bal.	71,382
10/04/09	Patriots	27-21 @ NE.	68,756
10/17/10	Patriots	23-20 @ NE OT.	68,756
09/23/12	Ravens	31-30 Bal.	71,269
12/22/13	Patriots	41-7 Bal.	71,433

Postseason Series Tied, 2-2

01/10/10	Ravens	33-14 @ NE.	68,756
		Wild Card Playoff	
01/22/12	Patriots	23-20 @ NE.	68,756
		AFC Championship	
01/20/13	Ravens	28-13 @ NE.	68,756
		AFC Championship	
01/10/15	Patriots	35-31 @ NE.	68,756
		Divisional Playoff	

NEW YORK JETS HEAD COACH TODD BOWLES

Ravens Lead Regular Season Series, 8-1
Preseason Series Tied, 3-3



Preseason

08/08/97	Jets	39-29 @ NYJ.	23,067
08/16/98	Ravens	33-0 @ NYJ.	47,906
08/22/00	Ravens	10-0 Bal.	66,588
08/18/01	Jets	16-3 @ NYJ.	76,406
08/15/02	Jets	34-16 Bal.	67,681
08/24/09	Ravens	24-23 Bal.	70,335

Regular Season

11/02/97	Jets	19-16 @ NYJ OT.	59,524
09/13/98	Ravens	24-10 @ NYJ.	70,063
12/24/00	Ravens	34-20 Bal.	69,184
11/14/04	Ravens	20-17 @ NYJ OT.	77,826
10/02/05	Ravens	13-3 Bal.	70,479
09/16/07	Ravens	20-13 Bal.	71,246
09/13/10	Ravens	10-9 @ NYJ.	78,127
10/02/11	Ravens	34-17 Bal.	71,247
11/24/13	Ravens	19-3 Bal.	71,148



RAVENS VS. AFC & NFC OPPONENTS

AFC WEST

DENVER BRONCOS HEAD COACH GARY KUBIAK

**Broncos Lead Regular Season Series, 6-5
Preseason Series, No Meetings**



10/20/96	Broncos	45-34 @ Den.	70,453
09/30/01	Ravens	20-13 @ Den.	75,082
09/30/02	Ravens	34-23 Bal.	69,638
10/26/03	Ravens	26-6 Bal.	69,721
12/11/05	Broncos	12-10 @ Den.	75,651
10/09/06	Broncos	13-3 @ Den.	76,355
11/01/09	Ravens	30-7 Bal.	71,132
10/10/10	Ravens	31-17 Bal.	71,246
12/16/12	Broncos	34-17 Bal.	71,317
09/05/13	Broncos	49-27 @ Den.	76,977
09/13/15	Broncos	19-13 @ Den.	76,798

Ravens Lead Postseason Series, 2-0

12/31/00	Ravens	21-3 Bal.	69,638
		Wild Card	
01/12/13	Ravens	38-35 @ Den. 2OT	76,732
		Divisional Playoff	

KANSAS CITY CHIEFS HEAD COACH ANDY REID

**Chiefs Lead Regular Season Series, 4-3
Ravens Lead Preseason Series, 1-0**



Preseason

08/19/11	Ravens	31-13 Bal.	70,690
----------	--------	------------	--------

Regular Season

10/21/99	Chiefs	35-8 Bal.	68,771
09/28/03	Chiefs	17-10 Bal.	69,459
10/04/04	Chiefs	27-24 Bal.	69,827
12/10/06	Ravens	20-10 @ KC	77,232
09/13/09	Ravens	38-24 Bal.	71,099
10/07/12	Ravens	9-6 @ KC	68,803
12/20/15	Chiefs	34-14 Bal.	70,791

Ravens Lead Postseason Series, 1-0

01/09/11	Ravens	30-7 @ KC	72,190
		Wild Card	

OAKLAND RAIDERS HEAD COACH JACK DEL RIO

**Ravens Lead Regular Season Series, 6-2
Preseason Series, No Meetings**



09/01/96	Ravens	19-14 Bal.	64,124
11/08/98	Ravens	13-10 Bal.	69,037
12/14/03	Raiders	20-12 @ Oak.	45,398
09/17/06	Ravens	28-6 Bal.	70,744
10/26/08	Ravens	29-10 Bal.	71,254
01/03/10	Ravens	21-13 @ Oak.	38,400
11/11/12	Ravens	55-20 Bal.	71,339
09/20/15	Raiders	37-33 @ Oak.	53,500

Ravens Lead Postseason Series, 1-0

01/14/01	Ravens	16-3 @ Oak.	62,784
		AFC Championship	

SAN DIEGO CHARGERS

HEAD COACH MIKE McCOY

**Ravens Lead Regular Season Series, 6-5
Preseason Series, No Meetings**



09/28/97	Chargers	21-17 @ SD	54,094
11/15/98	Chargers	14-13 @ SD	54,388
12/10/00	Ravens	24-3 Bal.	68,805
09/21/03	Ravens	24-10 @ SD	52,028
10/01/06	Ravens	16-13 Bal.	70,743
11/25/07	Chargers	32-14 @ SD	63,337
09/20/09	Ravens	31-26 @ SD	66,882
12/18/11	Chargers	34-14 @ SD	67,242
11/25/12	Ravens	16-13 @ SD OT	57,882
11/30/14	Chargers	34-33 Bal.	71,060
11/01/15	Ravens	29-26 Bal.	70,829

NFC NORTH

CHICAGO BEARS HEAD COACH JOHN FOX

**Bears Lead Regular Season Series, 3-2
Ravens Lead Preseason Series, 1-0**



Preseason

08/08/98	Ravens	19-14 @ Chi.	65,938
----------	--------	--------------	--------

Regular Season

12/20/98	Bears	24-3 @ Chi.	40,853
09/09/01	Ravens	17-6 Bal.	69,365
10/23/05	Bears	10-6 @ Chi.	62,102
12/20/09	Ravens	31-7 Bal.	71,011
11/17/13	Bears	23-20 @ Chi. OT	62,367

DETROIT LIONS

HEAD COACH JIM CALDWELL

**Ravens Lead Regular Season Series, 3-1
Ravens Lead Preseason Series, 2-1**



Preseason

08/09/02	Ravens	12-6 Bal.	67,421
08/28/04	Ravens	17-6 Bal.	69,552
08/17/12	Lions	27-12 Bal.	70,567

Regular Season

12/27/98	Ravens	19-10 Bal.	68,045
10/09/05	Lions	35-17 @ Det.	61,201
12/13/09	Ravens	48-3 Bal.	70,673
12/16/13	Ravens	18-16 @ Det.	64,742



RAVENS VS. NFC OPPONENTS

NFC NORTH CONT'D

GREEN BAY PACKERS HEAD COACH MIKE MCCARTHY

Packers Lead Regular Season Series, 4-1
Packers Lead Preseason Series, 1-0



Preseason			
08/17/96	Packers	17-15 Bal.	62,025
Regular Season			
10/25/98	Packers	28-10 @ GB	59,860
10/14/01	Packers	31-23 @ GB	59,866
12/19/05	Ravens	48-3 Bal.	70,604
12/07/09	Packers	27-14 @ GB	70,286
10/13/13	Packers	19-17 Bal.	71,319

MINNESOTA VIKINGS HEAD COACH MIKE ZIMMER

Ravens Lead Regular Season Series, 3-2
Vikings Lead Preseason Series, 2-0



Preseason			
08/25/06	Vikings	30-7 @ Min.	63,257
08/16/08	Vikings	23-15 Bal.	70,585
Regular Season			
12/13/98	Vikings	38-28 Bal.	69,074
01/07/02	Ravens	19-3 Bal.	69,465
12/25/05	Ravens	30-23 Bal.	70,246
10/18/09	Vikings	33-31 @ Min.	63,689
12/08/13	Ravens	29-26 Bal.	70,921

NFC SOUTH

ATLANTA FALCONS HEAD COACH DAN QUINN

Ravens Lead Regular Season Series, 3-2
Ravens Lead Preseason Series, 7-4



Preseason			
08/21/99	Ravens	19-6 @ Atl.	44,843
08/16/03	Ravens	13-10 @ Atl.	68,237
08/12/04	Ravens	24-0 Bal.	69,299
08/13/05	Falcons	16-3 @ Atl.	67,123
08/31/07	Falcons	13-10 @ Atl.	71,377
08/28/08	Falcons	10-9 Bal.	70,149
09/03/09	Ravens	20-3 @ Atl.	66,610
09/01/11	Ravens	21-7 @ Atl.	61,216
08/09/12	Ravens	31-17 @ Atl.	68,449
08/15/13	Ravens	27-23 Bal.	70,527
09/03/15	Falcons	20-19 @ Atl.	67,393
Regular Season			
10/03/99	Ravens	19-13 OT @ Atl.	50,712
11/03/02	Falcons	20-17 @ Atl.	68,532
11/19/06	Ravens	24-10 Bal.	70,790
11/11/10	Falcons	26-21 @ Atl.	68,474
10/19/14	Ravens	29-7 Bal.	71,184

CAROLINA PANTHERS HEAD COACH RON RIVERA

Panthers Lead Regular Season Series, 3-2
Ravens Lead Preseason Series, 4-2



Preseason			
08/28/99	Ravens	28-24 Bal.	66,247
08/18/00	Ravens	24-13 @ Car.	72,551
08/23/01	Panthers	20-17 Bal.	66,619
08/29/09	Ravens	17-13 @ Car.	71,045
08/12/10	Ravens	17-12 Bal.	70,579
08/22/13	Panthers	34-27 Bal.	70,554
Regular Season			
12/15/96	Panthers	27-16 @ Car.	70,075
09/08/02	Panthers	10-7 @ Car.	70,386
10/15/06	Panthers	23-21 Bal.	70,762
11/21/10	Ravens	37-13 @ Car.	73,021
09/28/14	Ravens	38-10 Bal.	71,218

NEW ORLEANS SAINTS HEAD COACH SEAN PAYTON

Ravens Lead Regular Season Series, 5-1
Ravens Lead Preseason Series, 3-0



Preseason			
08/26/05	Ravens	21-6 @ NO.	44,485
08/28/14	Ravens	22-13 @ NO.	73,004
08/13/15	Ravens	30-27 Bal.	70,501
Regular Season			
09/29/96	Ravens	17-10 Bal.	61,063
12/19/99	Ravens	31-8 Bal.	67,597
12/08/02	Saints	37-25 Bal.	69,334
10/29/06	Ravens	35-22 @ NO.	69,152
12/19/10	Ravens	30-24 Bal.	71,432
11/24/14	Ravens	34-27 @ NO.	73,373

TAMPA BAY BUCCANEERS HEAD COACH DIRK KOETTER

Ravens Lead Regular Season Series, 3-2
Ravens Lead Preseason Series, 1-0



Preseason			
08/08/13	Ravens	44-16 @ TB	47,599
Regular Season			
12/29/01	Bucs	22-10 @ TB	65,619
09/15/02	Bucs	25-0 Bal.	69,304
09/10/06	Ravens	27-0 @ TB	65,087
11/28/10	Ravens	17-10 Bal.	70,989
10/12/14	Ravens	48-17 @ TB	60,041

**BALTIMORE
RAVENS.COM**

RAVENS VS. NFC OPPONENTS

NFC EAST

DALLAS COWBOYS HEAD COACH JASON GARRETT

Ravens Lead Regular Season Series, 4-0
Ravens Lead Preseason Series, 1-0



Preseason

08/16/14 Ravens 37-30 @ Dal. 77,624

Regular Season

11/19/00 Ravens 27-0 Bal. 69,416
11/21/04 Ravens 30-10 Bal. 69,924
12/20/08 Ravens 33-24 @ Dal. 63,800
10/14/12 Ravens 31-29 Bal. 71,384

NEW YORK GIANTS HEAD COACH BEN MCADOO

Ravens Lead Regular Season Series, 3-1
Ravens Lead Preseason Series, 7-5



Preseason

08/10/96 Ravens 37-27 @ NYG 39,799
08/02/97 Giants 21-20 Bal. 53,268
08/28/98 Ravens 14-6 @ NYG 48,754
09/03/99 Ravens 28-24 Bal. 60,092
08/25/00 Ravens 24-17 @ NYG 76,527
08/31/01 Ravens 38-9 Bal. 66,197
08/29/02 Giants 13-0 @ NYG 76,572
08/28/03 Giants 30-24 Bal. 68,169
09/02/04 Ravens 27-17 @ NYG 75,498
08/11/06 Giants 17-16 Bal. 70,249
08/19/07 Giants 13-12 Bal. 70,754
08/28/10 Ravens 24-10 Bal. 70,742

Regular Season

09/14/97 Ravens 24-23 @ NYG 69,768
12/12/04 Ravens 37-14 Bal. 69,856
11/16/08 Giants 30-10 @ NYG 78,849
12/23/12 Ravens 33-14 Bal. 71,470

Ravens Lead Postseason Series, 1-0

01/28/01 Ravens 34-7 @ NYG 71,921
Super Bowl XXXV (Tampa, FL)

PHILADELPHIA EAGLES HEAD COACH DOUG PEDERSON

Eagles Lead Regular Season Series, 2-1-1
Ravens Lead Preseason Series, 7-5



Preseason

08/03/96 Ravens 17-9 Bal. 63,804
08/16/97 Eagles 24-13 @ Phi. 60,939
08/24/98 Ravens 23-6 Bal. 65,970
08/12/99 Ravens 10-7 @ Phi. 43,552
08/05/00 Ravens 16-13 Bal. 65,459
08/13/01 Game Cancelled / Field Conditions
08/23/02 Ravens 13-12 Bal. 58,443
08/20/04 Eagles 26-17 @ Phi. 67,218
08/20/05 Eagles 20-14 Bal. 70,303
08/17/06 Ravens 20-10 Bal. 70,255

08/13/07 Ravens 29-3 Bal. 72,994
08/11/11 Eagles 13-6 @ Phi. 69,144
08/22/15 Eagles 40-17 @ Phi. 69,596

Regular Season

11/16/97 Tie 10-10 Bal. OT 63,546
10/31/04 Eagles 15-10 @ Phi. 67,715
11/23/08 Ravens 36-7 Bal. 71,379
09/16/12 Eagles 24-23 @ Phi. 69,144

WASHINGTON REDSKINS HEAD COACH JAY GRUDEN

Ravens Lead Regular Season Series, 3-2
Ravens Lead Preseason Series, 6-3



Preseason

08/23/03 Redskins 24-3 @ Was. 70,460
09/01/05 Ravens 26-20 Bal. OT 69,885
08/31/06 Ravens 17-10 @ Was. 60,326
08/25/07* Redskins 13-7 @ Was. 60,080
08/13/09 Ravens 23-0 Bal. 70,723
08/21/10 Ravens 23-3 @ Was. 72,994
08/25/11 Ravens 34-31 Bal. 70,631
08/23/14 Ravens 23-17 Bal. 70,876
08/29/15 Redskins 31-13 Bal. 70,932

*Game Terminated (3rd Qtr. / Weather Conditions)

Regular Season

10/26/97 Ravens 20-17 @ Was. 75,067
10/15/00 Redskins 10-3 @ Was. 83,252
10/10/04 Ravens 17-10 @ Was. 90,287
12/07/08 Ravens 24-10 Bal. 71,438
12/09/12 Redskins 31-28 @ Was. OT 81,178



In 31 career games vs. the NFC, QB Joe Flacco has completed 61.5% of his passes for 7,690 yards, 54 TDs and 24 INTs (91.4 rating). Flacco is 20-11 vs. the NFC during his career (2008-15).

RAVENS VS. NFC OPPONENTS

NFC WEST

ARIZONA CARDINALS HEAD COACH BRUCE ARIANS

Ravens Lead Regular Season Series, 4-2
Preseason Series, No Meetings



11/28/97	Cardinals	16-13 Bal.	53,976
12/17/00	Ravens	13-7 @ Ari.	37,452
10/12/03	Ravens	26-18 @ Ari.	24,193
09/23/07	Ravens	26-23 Bal.	71,372
10/30/11	Ravens	30-27 Bal.	71,022
10/26/15	Cardinals	26-18 @ Ari.	64,722

LOS ANGELES RAMS HEAD COACH JEFF FISHER

Ravens Lead Regular Season Series, 4-2
Rams Lead Preseason Series, 4-0



Preseason

08/23/08	Rams	24-10 @ STL	60,862
09/02/10	Rams	27-21 @ STL	42,327
08/30/12	Rams	31-17 @ STL	53,371
08/29/13	Rams	24-21 @ STL	53,364

Regular Season

10/27/96	Ravens	37-31 Bal. OT	60,256
09/12/99	Rams	27-10 @ STL	62,100
11/09/03	Rams	33-22 @ STL	66,085
10/14/07	Ravens	22-3 Bal.	71,175
09/25/11	Ravens	37-7 @ STL	56,289
11/22/15	Ravens	16-13 Bal.	71,105

SAN FRANCISCO 49ERS HEAD COACH CHIP KELLY

Ravens Lead Regular Season Series, 3-2
Ravens Lead Preseason Series, 1-0



Preseason

08/07/14	Ravens	23-3 Bal.	70,529
----------	--------	-----------	--------

Regular Season

11/17/96	49ers	38-20 @ SF	51,596
11/30/03	Ravens	44-6 Bal.	69,549
10/07/07	Ravens	9-7 @ SF	67,885
11/24/11	Ravens	16-6 Bal.	71,345
10/18/15	49ers	25-20 @ SF	70,799

Ravens Lead Postseason Series, 1-0

02/03/13	Ravens	34-31 vs. SF	71,024
Super Bowl XLVII (New Orleans, LA)			

SEATTLE SEAHAWKS HEAD COACH PETE CARROLL

Seahawks Lead Regular Season Series, 3-2
Preseason Series, No Meetings



12/07/97	Ravens	31-24 Bal.	54,395
11/23/03	Ravens	44-41 Bal. OT	69,477
12/23/07	Seahawks	27-6 @ Sea.	68,164
11/13/11	Seahawks	22-17 @ Sea.	66,522
12/13/15	Seahawks	35-6 Bal.	71,179

SUCCESS VS. THE NFC



Under head coach John Harbaugh (2008-15), Baltimore is 20-12 (.625) in games vs. the NFC, ranking as the fifth-best such mark by an AFC team since his 2008 head-coaching arrival. (Amazingly, three AFC North teams rank in the Top 5 on this chart.)

AFC'S BEST RECORDS VS. THE NFC (2008-15)

Rk.	Team	Record	Pct.
1.	New England Patriots	24-8	.750
2.	Cincinnati Bengals	20-10	.656
	Denver Broncos	21-11	.656
	Pittsburgh Steelers	21-11	.656
5.	Baltimore Ravens	20-12	.625

1996 STATISTICS

RESULTS AND ATTENDANCE

WON 4, LOST 12

09/01	W	19-14	Oakland	64,124
09/08	L	17-31	at Pittsburgh	57,241
09/15	L	13-29	at Houston	20,082
09/22			Bye Week	
09/29	W	17-10	New Orleans	61,063
10/06	L	38-46	New England	63,569
10/13	L	21-26	at Indianapolis	56,978
10/20	L	34-45	at Denver	70,453
10/27	W	37-31 (OT)	St. Louis	60,256
11/03	L	21-24	Cincinnati	60,743
11/10	L	27-30	at Jacksonville	64,628
11/17	L	20-38	at San Francisco	51,596
11/24	L	25-28 (OT)	Jacksonville	57,384
12/01	W	31-17	Pittsburgh	51,822
12/08	L	14-21	at Cincinnati	43,022
12/15	L	16-27	at Carolina	70,075
12/22	L	21-24	Houston	52,704

TEAM STATISTICS

TOTAL FIRST DOWNS

	RAVENS	OPPONENT
Rushing	108	115
Passing	208	213
Penalty	22	23
3rd Down: Made/Att	88/201	108/224
3rd Down Pct.	43.8	48.2
4th Down: Made/Att	4/10	7/13
4th Down Pct.	40.0	53.8
TOTAL NET YARDS	5723	5889
Avg. Per Game	357.7	368.1
Total Plays	1024	1075
Avg. Per Play	5.6	5.5
NET YARDS RUSHING	1745	1920
Avg. Per Game	109.1	120.0
Total Rushes	416	508
NET YARDS PASSING	3978	3969
Avg. Per Game	248.6	248.1
Sacked/Yards Lost	38/296	30/146
Gross Yards	4274	4115
Att./Completions	570/335	537/350
Completion Pct.	58.8	65.2
Had Intercepted	20	15
PUNTS/AVERAGE	69/43.2	68/42.4
NET PUNTING AVG.	37.8	35.6
PENALTIES/YARDS	94/818	104/744
FUMBLES/BALL LOST	23/13	23/7
TOUCHDOWNS	45	50
Rushing	10	18
Passing	34	27
Returns	1	5

SCORE BY PERIODS

	1	2	3	4	OT	PTS
RAVENS	70	129	64	102	6	371
Opponents	88	128	92	130	3	441

SCORING

	R	P	KR	DR	PAT	FG	2R	2P	S	TP
Stover	0	0	0	0	34/35	19/25	0	0	0	91
Jackson	0	14	0	0	0/0	0/0	0	2	0	88
Alexander	0	9	0	0	0/0	0/0	0	1	0	56
Byner	4	1	0	0	0/0	0/0	0	0	0	30
Morris	4	1	0	0	0/0	0/0	0	0	0	30
Testaverde	2	0	0	0	0/0	0/0	1	0	0	14
Turner	0	2	0	0	0/0	0/0	0	0	0	12
Arvie	0	1	0	0	0/0	0/0	0	0	0	6
Caldwell	0	0	0	1	0/0	0/0	0	0	0	6
Green	0	1	0	0	0/0	0/0	0	0	0	6
Jones	0	1	0	0	0/0	0/0	0	0	0	6
Kinchen	0	1	0	0	0/0	0/0	0	0	0	6
Lewis	0	1	0	0	0/0	0/0	0	0	0	6
Ogden	0	1	0	0	0/0	0/0	0	0	0	6
Williams	0	1	0	0	0/0	0/0	0	0	0	6
Gardner	0	0	0	0	0/0	0/0	1	0	0	2
RAVENS	10	34	0	1	34/35	19/25	2	3	0	371
Opponents	18	27	0	5	41/41	28/31	3	4	1	441

2-PT. CONVERSIONS: RAVENS 5-9; Opponents 7-9

SACKS: Caldwell 4.5, Pleasant 4.0, Croel 3.0, Burnett 3.0, Williams 3.0, Thompson 3.0, Goad 3.0, Lewis 2.5, Fortune 1.0, Jones 1.0, Lyle 1.0, Brady 0.5, Footman 0.5, **RAVENS 30.0; Opponents: 38.0**

PASSING

	ATT	COMP	YARDS	COMP%	YDS/ATT
Testaverde	549	325	4177	59.2	7.61
Zeier	21	10	97	47.6	4.62
RAVENS	570	335	4274	58.8	7.50
Opponents	537	350	4115	65.2	7.66

RUSHING

	NO	YDS	AVG	LG	TD
Morris	172	737	4.3	19	4
Byner	159	634	4.0	42	4
Testaverde	34	188	5.5	22	2
Gardner	26	108	4.2	19	0
Hoard	15	61	4.1	10	0
Turner	2	12	6.0	6	0
Zeier	2	8	4.0	5	0
Hunter	1	0	0.0	0	0
Montgomery	1	0	0.0	0	0
Alexander	3	0	0.0	12	0
Lewis	1	-3	-3.0	-3	0
RAVENS	416	1745	4.2	42	10
Opponents	508	1920	3.8	71t	18

RECEIVING

	NO	YDS	AVG	LG	TD
Jackson	76	1201	15.8	86t	14
Alexander	62	1099	17.7	64t	9
Kinchen	55	581	10.6	29	1
Turner	38	461	12.1	27t	2
Byner	30	270	9.0	40	1
Morris	25	242	9.7	52t	1
Green	15	150	10.0	23	1
Williams	13	85	6.5	19	1
Gardner	7	28	4.0	7	0
Lewis	5	78	15.6	24	1
Ethridge	2	24	12.0	15	0
Bishop	2	22	11.0	13	0
Hunter	1	25	25.0	25	0
Hoard	1	4	4.0	4	0
Jones	1	2	2.0	2t	1
Ogden	1	1	1.0	1t	1
Arvie	1	1	1.0	1t	1
RAVENS	335	4274	12.8	86t	34
Opponents	350	4115	11.8	55	27

INTERCEPTIONS

	NO	YDS	AVG	LG	TD
Langham	5	59	11.8	28	0
Turner	5	1	0.2	1	0
Caldwell	1	45	45.0	45t	1
Adams	1	16	16.0	16	0
Croel	1	16	16.0	16	0
Moore	1	10	10.0	10	0
Lewis	1	0	0.0	0	0
RAVENS	15	147	9.8	45t	1
Opponents	20	349	17.5	68t	3

PUNTING

	NO	YDS	AVG	TB	IN	LG	BLK
Montgomery	68	2980	43.8	5	23	67	1
Team	1	0	0.0	0	0	0	0
RAVENS	69	2980	43.2	5	23	67	1
Opponents	68	2881	42.4	5	27	64	0

PUNT RETURNS

	RET	FC	YDS	AVG	LG	TD
Lewis	36	13	339	9.4	46	0
Alexander	1	0	15	15.0	15	0
Ethridge	1	0	3	3.0	3	0
Hunter	0	1	0	-	0	0
RAVENS	38	14	357	9.4	46	0
Opponents	27	14	273	10.1	47	0

KICKOFF RETURNS

	NO	YDS	AVG	LG	TD
Lewis	41	883	21.5	44	0
Baldwin	20	405	20.3	34	0
Hunter	9	178	19.8	29	0
Ethridge	8	171	21.4	29	0
Byner	4	61	15.3	19	0
Kinchen	1	19	19.0	19	0
Alexander	1	13	13.0	13	0
Morris	1	3	3.0	3	0
Isaia	1	2	2.0	2	0
Frederick	0	-1	0.0	-1	0
RAVENS	86	1734	20.2	44	0
Opponents	70	1402	20.0	51	0

FIELD GOALS

	1-19	20-29	30-39	40-49	50+
Stover	0/0	8/8	5/6	5/10	1/1
RAVENS	0/0	8/8	5/6	5/10	1/1
Opponents	0/0	11/11	10/11	5/7	2/2

Stover: (25,37); (29); (0); (38,48SH,49WL); (0); (45,33); (43WL,50,32WL); (0); (21,21); (43,25); (21,29,41,33,49WR); (40); (45SH); (37,46,25); (0)

Opponents: (0); (35); (41,44); (23,38WL); (22,35,50); (27,30); (34); (50,38,36); (41,49,34); (23,33,24); (27); (29,41WL,34); (22); (49SH,23,26); (29,44); (37)

PASSING

	ATT	COMP	YARDS	COMP%	YDS/ATT
Testaverde	549	325	4177	59.2	7.61
Zeier	21	10	97	47.6	4.62
RAVENS	570	335	4274	58.8	7.50
Opponents	537	350	4115	65.2	7.66

TD

	TD	TD%	INT	INT%	LG	SACK/LOST	RATING
Testaverde	33	6.0	19	3.5	86t	34/270	88.7
Zeier	1	4.8	1	4.8	15	4/26	57.0
RAVENS	34	6.0	20	3.5	86t	38/296	87.6
Opponents	27	5.0	15	2.8	55	30/146	93.4

1996 STATISTICS

DEFENSIVE

PLAYER	FROM COACHES VIDEO								
	TT	SOLO	AS	SACKS	YDS	PD	FR	FF	INT
Lewis, Ray	142	104	38	2.5	8.5	6	0	0	1
Turner, Eric	112	80	32	0.0	0.0	15	0	0	5
Moore, Stevon	108	78	30	0.0	0.0	5	1	0	1
Croel, Mike	81	56	25	3.0	11.0	1	0	2	1
Caldwell, Mike	76	49	27	4.5	35.5	3	0	1	1
Brady, Donny	66	53	13	0.5	4.5	10	1	0	0
Jones, James	59	37	22	1.0	5.0	3	0	1	0
Langham, Antonio	47	39	8	0.0	0.0	21	0	0	5
Goganious, Keith	47	33	14	0.0	0.0	0	0	0	0
Sutter, Ed	46	25	21	0.0	0.0	2	0	0	0
Williams, Jerrol	43	30	13	3.0	8.0	0	1	2	0
Goad, Tim	42	29	13	3.0	19.0	1	0	0	0
Frederick, Mike	37	23	14	0.0	0.0	1	0	0	0
Pleasant, Anthony	33	28	5	4.0	23.0	1	1	0	0
Footman, Dan	32	22	10	0.5	1.5	1	0	2	0
Adams, Vashone	29	23	6	0.0	0.0	4	0	0	1
Burnett, Rob	29	20	9	3.0	17.0	0	0	1	0
Jenkins, Deron	24	19	5	0.0	0.0	2	1	1	0
Booth, Issac	18	15	3	0.0	0.0	6	0	0	0
Fortune, Elliott	16	11	5	1.0	4.0	0	0	0	0
Thompson, Bennie	15	10	5	3.0	5.0	2	0	0	0
Lyle, Rick	12	7	5	1.0	4.0	0	0	0	0
Brew, Dorian	4	4	0	0.0	0.0	0	0	0	0
Turner, Floyd	0	0	0	0.0	0.0	0	0	1	0
Powell, Craig	0	0	0	0.0	0.0	0	0	0	0

SPECIAL TEAMS

PLAYER	FROM COACHES VIDEO					
	TT	SOLO	AS	FR	FF	BK
Thompson, Bennie	15	10	5	0	0	0
Gardner, Carwell	13	8	5	0	0	0
Sutter, Ed	11	8	3	1	0	0
Adams, Vashone	11	6	5	0	0	0
Jenkins, Deron	10	7	3	0	2	0
Goganious, Keith	10	6	4	0	0	0
Powell, Craig	8	7	1	0	0	0
Langham, Antonio	7	4	3	0	1	0
Clark, Sedic	6	5	1	0	0	0
Kinchen, Brian	6	3	3	0	0	0
Booth, Issac	5	4	1	0	0	0
Daniels, Dexter	5	3	2	0	0	0
Williams, Jerrol	5	2	3	0	0	0
Byner, Earnest	4	4	0	0	0	0
Dowden, Corey	4	2	2	0	0	0
Brady, Donny	3	3	0	0	0	0
Brew, Dorian	3	2	1	0	0	0
Ethridge, Ray	2	2	0	1	0	0
Lewis, Jermaine	2	2	0	0	0	0
Baldwin, Randy	2	2	0	0	0	0
Hartley, Frank	2	1	1	0	0	0
Stover, Matt	1	1	0	0	0	0
Lewis, Ray	1	1	0	0	0	0
Moore, Stevon	1	0	1	0	0	0

TOP THREE

SOLO	SACKS	FF	FR	PD
104 Ray Lewis	4.5 Mike Caldwell	2 Mike Croel	1 5 players tied	21 Antonio Langham
80 Eric Turner	4 Anthony Pleasant	2 Dan Footman		15 Eric Turner
78 Stevon Moore	5 3 players tied	2 Jerrol Williams		10 Donny Brady

USUAL STARTERS

OFFENSE		DEFENSE	
WR1 81 Michael Jackson	LDE 90 Rob Burnett	NT 97 James Jones	
WR2 82 Derrick Alexander	NT 97 James Jones	RDE 99 Anthony Pleasant	
LT 66 Tony Jones	RDE 99 Anthony Pleasant	LOLB 51 Mike Croel	
LG 75 Jonathan Ogden	LOLB 51 Mike Croel	LILB 52 Ray Lewis	
C 61 Steve Everitt	LILB 52 Ray Lewis	RILB 56 Mike Caldwell	
63 Wally Williams	RILB 56 Mike Caldwell	ROLB 57 Jerrol Williams	
RG 69 Jeff Blackshear	ROLB 57 Jerrol Williams	50 Keith Goganious	
63 Wally Williams	50 Keith Goganious	LCB 38 Antonio Langham	
RT 77 Orlando Brown	LCB 38 Antonio Langham	RCB 24 Donny Brady	
TE 88 Brian Kinchen	RCB 24 Donny Brady	SS 27 Stevon Moore	
QB 12 Vinny Testaverde	SS 27 Stevon Moore	FS 29 Eric Turner	
RB 33 Bam Morris	FS 29 Eric Turner		
21 Earnest Byner			
FB 35 Carwell Gardner			

COACHES

Ted Marchbroda, Head Coach; **Kirk Ferentz**, Assistant Head Coach; **Offense**; **Marvin Lewis**, Defensive Coordinator; **Maxie Baughan**, Linebackers; **Jacob Burney**, Defensive Line; **Pat Hill**, Tight Ends/Offensive Line; **Al Lavan**, Running Backs; **Scott O'Brien**, Special Teams; **Alvin Reynolds**, Secondary; **Mike Sheppard**, Wide Receivers; **Jerry Simmons**, Strength and Conditioning; **Don Stock**, Quarterbacks; **Eric Mangini**, Quality Control/Offense; **Jim Schwartz**, Quality Control/Defense; **John Settle**, Quality Control/Special Teams

RAVENS HONOR ROLL

Pro Bowl: S Eric Turner (2nd alternate, started); QB Vinny Testaverde (3rd QB)

All-Pro: LG Jonathan Ogden (SI, The Dallas Morning News)

Ravens Roost Unsung Hero: RB Earnest Byner

Ravens Roost Extra Effort Award: TE Brian Kinchen

Ed Block Courage Award: DE Anthony Pleasant

SEASON TRENDS

Record	4-12	Trailing at Halftime	2-8
vs. AFC Central	1-7	Leading After 3 Quarters	2-4
vs. AFC	2-10	Trailing After 3 Quarters	2-8
vs. NFC	2-2	Winning Coin Toss	2-6
Home	4-4	Losing Coin Toss	2-6
Away	0-8	Decided by 7 Points or Less	3-6
On Grass	4-8	Decided by 3 Points or Less	0-4
Artificial Turf	0-4	When Scoring First	3-5
Outdoors	4-10	When Not Scoring First	1-7
Indoors	0-2	Overtime	1-1
Leading at Halftime	2-4	Preseason	3-1

1997 STATISTICS

RESULTS AND ATTENDANCE

WON 6, LOST 9, TIED 1

Date	Result	Score	Opponent	Attendance
08/31	L	27-28	Jacksonville	61,018
09/07	W	23-10	Cincinnati	52,968
09/14	W	24-23	at New York	69,768
09/21	W	36-10	at Tennessee	17,737
09/28	L	17-21	at San Diego	54,094
10/05	L	34-42	Pittsburgh	64,421
10/12			Bye Week	
10/19	L	13-24	Miami	64,354
10/26	W	20-17	at Washington	75,067
11/02	L	16-19 (OT)	at New York Jets	77,716
11/09	L	0-37	at Pittsburgh	56,669
11/16	T	10-10 (OT)	Philadelphia	63,546
11/23	L	13-16	Arizona	53,976
11/30	L	27-29	at Jacksonville	63,712
12/07	W	31-24	Seattle	54,395
12/14	W	21-19	Tennessee	60,558
12/21	L	14-16	at Cincinnati	50,917

TEAM STATISTICS

	RAVENS	OPPONENT
TOTAL FIRST DOWNS	292	306
Rushing	99	101
Passing	176	180
Penalty	17	25
3rd Down: Made/Att	82/227	94/233
3rd Down Pct.	36.1	40.3
4th Down: Made/Att	12/21	7/14
4th Down Pct.	57.1	50.0
TOTAL NET YARDS	5291	5363
Avg. Per Game	330.7	335.2
Total Plays	1043	1068
Avg. Per Play	5.1	5.0
NET YARDS RUSHING	1589	1690
Avg. Per Game	99.3	105.6
Total Rushes	420	470
NET YARDS PASSING	3702	3673
Avg. Per Game	231.4	229.6
Sacked/Yards Lost	37/227	42/293
Gross Yards	3929	3966
Att./Completions	586/338	556/332
Completion Pct.	57.7	59.7
Had Intercepted	16	17
PUNTS/AVERAGE	83/42.7	82/44.0
NET PUNTING AVG.	36.6	35.5
PENALTIES/YARDS	101/777	106/822
FUMBLES/BALL LOST	37/17	23/11
TOUCHDOWNS	35	39
Rushing	7	17
Passing	25	20
Returns	3	2

SCORE BY PERIODS

	1	2	3	4	OT	PTS
RAVENS	67	98	58	103	0	326
Opponents	89	92	81	80	3	345

SCORING

	R	P	KR	DR	PAT	FG	2R	2P	S	TP
Stover	0	0	0	0	32/32	26/34	0	0	0	110
Alexander	0	9	0	0	0/0	0/0	0	0	0	54
Lewis	0	6	2	0	0/0	0/0	0	0	0	48
Green	0	5	0	0	0/0	0/0	0	0	0	30
Jackson	0	4	0	0	0/0	0/0	0	1	0	26
Morris	4	0	0	0	0/0	0/0	0	0	0	24
Graham	2	0	0	0	0/0	0/0	0	0	0	12
Cotton	1	0	0	0	0/0	0/0	0	0	0	6
Kinchen	0	1	0	0	0/0	0/0	0	0	0	6
Langham	0	0	0	1	0/0	0/0	0	0	0	6
Byner	0	0	0	0	0/0	0/0	0	1	0	2
Team Stat	0	0	0	0	0/0	0/0	0	0	1	2
RAVENS	7	25	2	1	32/32	26/34	0	2	1	326
Opponents	17	20	1	1	33/35	24/34	1	1	1	345

2-PT. CONVERSIONS: RAVENS 2-3; OPPONENTS 2-4

SACKS: Boulware 11.5, McCrary 9.0, Jones 6.0, Burnett 4.0, Lewis 4.0, Sharper 3.0, Washington 2.0, Herring 1.0, Langham 1.0, Brown 0.5
RAVENS 42.0; Opponents: 37.0

RUSHING

	NO	YDS	AVG	LG	TD
Morris	204	774	3.8	25	4
Byner	84	313	3.7	19	0
Graham	81	299	3.7	19	2
Testaverde	34	138	4.1	16	0
Lewis	3	35	11.7	24	0
Zeier	10	17	1.7	12	0
Montgomery	1	11	11.0	11	0
Cotton	2	2	1.0	11	1
Alexander	1	0	0.0	0	0
RAVENS	420	1589	3.8	25	7
Opponents	470	1690	3.6	74t	17

RECEIVING

	NO	YDS	AVG	LG	TD
Jackson	69	918	13.3	54t	4
Alexander	65	1009	15.5	92	9
Green	65	601	9.2	37t	5
Lewis	42	648	15.4	42t	6
Morris	29	176	6.1	15	0
Byner	21	128	6.1	17	0
Yarborough	16	183	11.4	26	0
Graham	12	51	4.3	19	0
Kinchen	11	95	8.6	24t	1
Roe	7	124	17.7	29	0
Testaverde	1	-4	-4.0	-4	0
RAVENS	338	3929	11.6	92	25
Opponents	332	3966	11.9	77	20

INTERCEPTIONS

	NO	YDS	AVG	LG	TD
Moore	4	56	14.0	38	0
Daniel	3	60	20.0	43	0
Langham	3	40	13.3	40t	1
Staten	2	12	6.0	9	0
Brown	1	21	21.0	21	0
Lewis	1	18	18.0	18	0
Jones	1	15	15.0	15	0
Jenkins	1	15	15.0	15	0
Sharper	1	4	4.0	0	0
RAVENS	17	241	14.2	43	1
Opponents	16	118	7.4	42	0

PUNTING

	NO	YDS	AVG	TB	IN	LG	BLK
Montgomery	83	3540	42.7	2	24	60	0
RAVENS	83	3540	42.7	2	24	60	0
Opponents	82	3611	44.0	7	24	63	0

PUNT RETURNS

	RET	FC	YDS	AVG	LG	TD
Lewis	28	13	437	15.6	89t	2
Roe	8	0	72	9.0	14	0
Ethridge	5	1	21	4.2	16	0
Alexander	1	0	34	34.0	34	0
RAVENS	42	14	564	13.4	89t	2
Opponents	53	11	460	8.7	60	0

KICKOFF RETURNS

	NO	YDS	AVG	LG	TD
Lewis	41	905	22.1	51	0
Roe	9	189	21.0	33	0
Graham	6	115	19.2	24	0
Brew	5	88	17.6	24	0
Singleton	4	64	16.0	19	0
Ethridge	2	37	18.5	22	0
Morris	1	23	23.0	23	0
Holmes	1	14	14.0	14	0
McCloud	1	0	0.0	0	0
Byner	1	0	0.0	0	0
RAVENS	71	1435	20.2	51	0
Opponents	59	1323	22.4	97t	0

FIELD GOALS

	1-19	20-29	30-39	40-49	50+
Stover	0/0	8/9	12/12	6/11	0/2
RAVENS	0/0	8/9	12/12	6/11	0/2
Opponents	0/0	10/10	6/6	7/16	1/2

Stover: (33,25);(37,32,41);(37);(38,46WL,42,49,34,36);(47,35,28);(34);(38,23);(48SH,34,28);(41,22,24);();(23,53WR);(46,34);();(24,45WR,42 WR);(50BL,27BL);(44WR)

Opponents: (43WL);(46,51WL,43WL,46BL);(41WR,27,41WR);(45, 41WR);(49WL);();(23);(26);(47WR,28,33,31,37);(52,22,39);(33,40 WL);(22,27,43);(41,42,31,29,22); (); (25,40); (44)

PASSING

	ATT	COMP	YARDS	COMP%	YDS/ATT	TD	TD%	INT	INT%	LG	SACK/LOST	RATING
Testaverde	470	271	2971	57.7	6.32	18	3.8	15	3.2	54t	20/129	75.9
Zeier	116	67	958	57.8	8.26	7	6.0	1	0.9	92	17/98	101.1
RAVENS	586	338	3929	57.7	6.70	25	4.3	16	2.7	92	37/227	80.9
Opponents	556	332	3966	59.7	7.13	20	3.6	17	3.1	77t	42/293	80.8

1997 STATISTICS

DEFENSIVE

FROM COACHES VIDEO

PLAYER	TT	SOLO	AS	SACKS	YDS	PD	FR	FF	INT
Lewis, Ray	210	163	47	4.0	27.0	9	0	1	1
Moore, Stevon	86	63	23	0.0	0.0	9	0	2	4
McCrary, Micheal	80	59	21	9.0	70.5	2	2	0	0
Sharper, Jamie	79	57	22	3.0	24.0	3	0	1	1
Jones, James	75	50	25	6.0	44.0	1	1	3	0
Boulware, Peter	66	42	24	11.5	70.5	0	0	1	0
Burnett, Rob	59	40	19	4.0	36.0	1	1	1	0
Langham, Antonio	51	41	10	1.0	0.0	14	0	1	3
Herring, Kim	51	34	17	1.0	4.0	1	0	1	0
Jenkins, DeRon	44	40	4	0.0	0.0	7	1	0	1
Siragusa, Tony	44	30	14	0.0	0.0	2	1	0	0
Jones, Rondell	40	32	8	0.0	0.0	4	1	0	1
Webster, Larry	34	25	9	0.0	0.0	0	0	0	0
Brady, Donny	33	29	4	0.0	0.0	7	1	0	0
Staten, Ralph	30	22	8	0.0	0.0	6	0	0	2
Washington, Keith	24	17	7	2.0	16.0	1	0	1	0
Brown, Cornell	17	12	5	0.5	1.0	2	0	2	1
Daniel, Eugene	17	9	8	0.0	0.0	7	0	0	3
Frederick, Mike	10	8	2	0.0	0.0	1	1	0	0
McCloud, Tyrus	9	5	4	0.0	0.0	1	0	0	0
Ward, Chris	3	3	0	0.0	0.0	0	0	0	0
Thompson, Bennie	3	3	0	0.0	0.0	1	0	0	0
Brew, Dorian	3	2	1	0.0	0.0	0	0	0	0
Williams, John	2	2	0	0.0	0.0	2	0	0	0
Taylor, Leland	1	0	1	0.0	0.0	0	0	0	0

SPECIAL TEAMS

FROM COACHES VIDEO

PLAYER	TT	SOLO	AS	FR	FF	BK
Brady, Donny	19	17	2	0	0	0
Thompson, Bennie	18	18	0	2	1	0
Herring, Kim	10	9	1	1	0	0
Vinson, Tony	9	9	0	0	0	0
McCloud, Tyrus	9	7	2	1	0	0
Brown, Cornell	8	8	0	0	0	0
Williams, John	7	7	0	0	0	0
Washington, Keith	5	5	0	0	0	0
Jenkins, DeRon	5	4	1	0	0	0
Kinchen, Brian	4	3	1	0	1	0
Moore, Stevon	3	3	0	0	0	0
Byner, Earnest	2	2	0	2	0	0
Graham, Jay	2	2	0	1	0	0
Sharper, Jamie	2	2	0	0	0	0
Langham, Antonio	2	2	0	0	0	0
Holmes, Priest	2	2	0	0	0	0
Jones, Rondell	2	1	1	0	0	1
Brew, Dorian	1	1	0	0	0	0
Peters, Tyrell	1	1	0	0	0	0
Montgomery, Greg	1	1	0	0	0	0
Ethridge, Ray	1	1	0	0	0	0
Stover, Matt	1	1	0	0	0	0
Cotton, Kenyon	1	0	1	0	0	0
Staten, Ralph	1	0	1	0	0	0
Ofofiele, A.J.	1	0	1	0	0	0
Burnett, Rob	0	0	0	0	0	1

TOP THREE

SOLO	SACKS	FF	FR	PD
163 Ray Lewis	11.5 Peter Boulware	3 James Jones	2 Michael McCrary	14 Antonio Langham
63 Stevon Moore	9.0 Michael McCrary	2 Cornell Brown	1 7 players tied	9 Ray Lewis
59 Michael McCrary	6.0 James Jones	2 Stevon Moore		9 Stevon Moore

USUAL STARTERS

OFFENSE	DEFENSE
WR1 81 Michael Jackson	LDE 90 Rob Burnett
WR2 82 Derrick Alexander	LDT 97 James Jones
LT 75 Jonathan Ogden	RDT 98 Tony Siragusa
LG 65 Ben Cavil	RDE 99 Michael McCrary
62 Leo Goeas	LLB 58 Peter Boulware
C 63 Wally Williams	MLB 52 Ray Lewis
67 Quentin Neujahr	RLB 55 Jamie Sharper
RG 69 Jeff Blackshear	LCB 38 Antonio Langham
RT 77 Orlando Brown	RCB 25 DeRon Jenkins
TE 86 Eric Green	30 Eugene Daniel
QB 12 Vinny Testaverde	SS 27 Stevon Moore
WR3 84 Jermaine Lewis	FS 31 Rondell Jones
RB 33 Bam Morris	20 Kim Herring

COACHES

Ted Marchibroda, Head Coach; **Kirk Ferentz**, Assistant Head Coach-Offense; **Marvin Lewis**, Defensive Coordinator; **Maxie Baughan**, Linebackers; **Jacob Burney**, Defensive Line; **Al Lavan**, Running Backs; **Scott O'Brien**, Special Teams; **Alvin Reynolds**, Secondary; **Richard Mann**, Wide Receivers; **Jerry Simmons**, Strength and Conditioning; **Don Strook**, Quarterbacks; **Ken Whisenhunt**, Tight Ends; **Lester Erb**, Quality Control/Offense; **Jim Schwartz**, Quality Control/Defense; **John Settle**, Quality Control/Special Teams

RAVENS HONOR ROLL

NFL Defensive Rookie of the Year: LB Peter Boulware
 Pro Bowl: OT Jonathan Ogden (starter), Ray Lewis (1st alternate, played in game)
 All-Pro: OT Jonathan Ogden (SI, TSN, PFW, CPFW, FD), LB Ray Lewis (SI, CPFW)
 Ravens Roost Unsung Hero: S Stevon Moore
 Ravens Roost Extra Effort Award: S Bennie Thompson
 Ed Block Courage Award: OL Wally Williams

SEASON TRENDS

Record	6-9-1	Leading After 3 Quarters	4-3-1
vs. AFC Central	3-5	Trailing After 3 Quarters	1-6
vs. AFC	4-8	Winning Coin Toss	2-4
vs. NFC	2-1-1	Losing Coin Toss	4-5-1
Home	3-4-1	Decided by 8 Points or less	4-7
Away	3-5	Decided by 3 Points or less	3-5-1
On Grass	5-6-1	When Scoring First	4-3-1
Artificial Turf	1-3	When Not Scoring First	2-6
Outdoors	6-9-1	Overtime	0-1-1
Indoors	0-0	Preseason	0-4
Leading at Halftime	4-1-1	When Allowing a 100-Yard Rusher	1-3
Tied at Halftime	1-1	When Allowing a 100-Yard Receiver	1-6
Trailing at Halftime	1-7	When Not Allowing a 100-Yard Rusher	5-6-1
Tied After 3 Quarters	1-0	When Not Allowing a 100-Yard Receiver	5-3-1

1998 STATISTICS

DEFENSIVE

PLAYER	FROM COACHES VIDEO									
	TT	SOLO	AS	SACKS	YDS	PD	FR	FF	INT	
Lewis, Ray	154	119	35	3.0	14.0	10	0	1	2	
McCrary, Michael	102	68	34	14.5	124.0	1	0	1	0	
Moore, Stevon	96	70	26	0.0	0.0	5	0	0	0	
Woodson, Rod	84	74	10	0.0	0.0	23	0	0	6	
Sharper, Jamie	84	49	35	1.0	14.0	3	0	0	0	
Boulware, Peter	83	41	42	8.5	49.5	6	1	0	0	
Jones, James	75	43	32	5.5	41.0	1	1	1	0	
Burnett, Rob	70	46	24	2.5	24.5	0	1	0	0	
Siragusa, Tony	68	40	28	0.0	0.0	2	1	1	0	
Harris, Corey	54	43	11	1.0	8.0	1	0	1	0	
Starks, Duane	50	43	7	0.0	0.0	19	0	2	5	
Jenkins, DeRon	42	38	4	0.0	0.0	17	0	0	1	
Staten, Ralph	35	27	8	1.0	3.0	8	0	0	3	
McCloud, Tyrus	26	20	6	0.0	0.0	1	0	0	0	
Herring, Kim	23	18	5	0.0	0.0	1	0	0	0	
Washington, Keith	15	12	3	1.0	7.0	1	0	0	0	
Webster, Larry	15	9	6	0.0	0.0	0	0	0	0	
Olsavsky, Jerry	13	9	4	0.0	0.0	0	0	1	0	
Brown, Cornell	10	6	4	0.0	0.0	0	0	0	0	
Brady, Donny	4	3	1	1.0	8.0	0	0	0	0	
Dalton, Lional	4	2	2	0.0	0.0	0	0	1	0	
Frederick, Mike	2	2	0	0.0	0.0	0	0	0	0	
Peters, Tyrell	1	0	1	0.0	0.0	0	0	0	0	
Williams, John	0	0	0	0.0	0.0	1	0	0	0	

SPECIAL TEAMS

PLAYER	FROM COACHES VIDEO					
	TT	SOLO	AS	FR	FF	BK
Thompson, Bennie	22	15	7	0	0	0
Williams, John	20	15	5	1	0	0
Brady, Donny	14	9	5	0	0	0
Brown, Cornell	11	9	2	0	1	0
Olsavsky, Jerry	8	4	4	0	0	0
Kopp, Jeff	7	5	2	0	0	0
Peters, Tyrell	7	4	3	0	0	0
Starks, Duane	6	6	0	0	0	0
Harris, Corey	6	5	1	0	1	0
Washington, Keith	6	5	1	0	0	0
Kinchen, Brian	6	3	3	0	0	0
Holmes, Priest	5	2	3	0	0	0
Herring, Kim	3	2	1	0	0	0
Staten, Ralph	3	2	1	0	0	0
Stover, Matt	2	2	0	0	0	0
Sharper, Jamie	1	1	0	0	0	0
McCloud, Tyrus	1	1	0	0	0	0
LeBel, Harper	1	1	0	0	0	0
Richardson, Kyle	1	1	0	0	0	0
Yarborough, Ryan	1	1	0	0	0	0
Rhett, Errict	1	1	0	0	0	0
Cotton, Kenyon	1	0	1	0	0	0
Woodson, Rod	0	0	0	0	0	2

TOP THREE

SOLO	SACKS	FF	FR	PD
119 Ray Lewis	14.5 Michael McCrary	2 Duane Starks	1 4 players tied	23 Rod Woodson
74 Rod Woodson	8.5 Peter Boulware	1 7 players tied		19 Duane Starks
70 Stevon Moore	5.5 James Jones			17 DeRon Jenkins

USUAL STARTERS

OFFENSE		DEFENSE	
WR1	81 Michael Jackson	LDE	90 Rob Burnett
WR2	84 Jermaine Lewis	LDT	97 James Jones
LT	75 Jonathan Ogden	RDT	98 Tony Siragusa
LG	63 Wally Williams	RDE	99 Michael McCrary
	65 Ben Cavit	LLB	58 Peter Boulware
C	60 Jeff Mitchell	MLB	52 Ray Lewis
	63 Wally Williams	RLB	55 Jamie Sharper
RG	69 Jeff Blackshear	LCB	26 Rod Woodson
RT	77 Orlando Brown	RCB	25 DeRon Jenkins
TE	86 Eric Green		22 Duane Starks
QB	4 Jim Harbaugh	SS	27 Stevon Moore
RB	33 Priest Holmes	FS	20 Kim Herring
FB	42 Roosevelt Potts		45 Corey Harris

COACHES

Ted Marchibroda, Head Coach; **Kirk Ferentz**, Assistant Head Coach-Offense; **Marvin Lewis**, Defensive Coordinator; **Maxie Baughan**, Linebackers; **Jacob Burney**, Defensive Line; **Al Lavan**, Running Backs; **Scott O'Brien**, Special Teams; **Alvin Reynolds**, Secondary; **Richard Mann**, Wide Receivers; **Jerry Simmons**, Strength and Conditioning; **Don Strock**, Quarterbacks; **Ken Whisenhunt**, Tight Ends; **Lester Erb**, Quality Control/Offense; **Jim Schwartz**, Quality Control/Defense; **Darrin Simmons**, Quality Control/Special Teams

RAVENS HONOR ROLL

Pro Bowl: OT Jonathan Ogden (starter); DE Michael McCrary (starter); LB Ray Lewis (2nd team); WR/PR Jermaine Lewis (selected as returner); S Bennie Thompson (selected as special teams performer), LB Peter Boulware (needs player)
All-Pro: WR Jermaine Lewis (AP, TSN); LB Ray Lewis (SI, TSN, USA, AP-2nd team); DE Michael McCrary (SI, TSN); OT Jonathan Ogden (SI, CPFW, AP-2nd team), S Bennie Thompson (PFW special teams)
Quarterback Club MVP: WR/RS Jermaine Lewis
Ravens Roost Unsung Hero: OG Jeff Blackshear
Ravens Roost Extra Effort Award: DE Michael McCrary
Ed Block Courage Award: S Stevon Moore

SEASON TRENDS

Record	6-10	Winning Coin Toss	3-6
vs. AFC Central	2-6	Losing Coin Toss	3-4
vs. AFC	5-7	Decided by 8 Points or less	3-4
vs. NFC	1-3	Decided by 3 Points or less	1-2
Home	4-4	When Scoring First	5-2
Away	2-6	When Not Scoring First	1-8
On Grass	4-8	Overtime	0-0
Artificial Turf	2-2	Preseason	4-0
Outdoors	6-10	With a 100-Yard Rusher	4-0
Indoors	0-0	With a 100-Yard Receiver	1-3
Leading at Halftime	5-1	Without a 100-yard Rusher	2-10
Tied at Halftime	0-2	Without a 100-yard Receiver	5-7
Trailing at Halftime	1-7	When Allowing a 100-Yard Rusher	2-3
Tied After 3 Quarters	0-0	When Allowing a 100-Yard Receiver	4-2
Leading After 3 Quarters	5-1	When Not Allowing a 100-Yard Rusher	4-7
Trailing After 3 Quarters	1-9	When Not Allowing a 100-Yard Receiver	2-8

1999 STATISTICS

DEFENSIVE

FROM COACHES VIDEO

PLAYER	TT	SOLO	AS	SACKS	YDS	PD	FR	FF	INT
Lewis, Ray	198	131	67	3.5	20.5	8	0	1	3
Sharper, Jamie	122	85	37	4.0	19.0	4	0	0	0
McCrary, Michael	92	49	43	11.5	75.5	3	1	1	0
Woodson, Rod	81	64	17	0.0	0.0	18	1	0	7
Burnett, Rob	81	49	32	6.5	33.5	7	0	2	0
Siragusa, Tony	68	44	24	3.5	19.5	2	1	0	0
Jenkins, DeRon	66	54	12	1.0	9.0	13	0	2	0
Herring, Kim	65	51	14	0.0	0.0	8	1	0	0
McAlister, Chris	58	50	8	0.0	0.0	27	0	0	5
Webster, Larry	44	32	12	2.0	6.0	0	0	0	0
Boulware, Peter	42	29	13	10.0	64.0	2	0	3	0
Starks, Duane	41	34	7	0.0	0.0	23	0	0	5
Harris, Corey	38	33	5	1.0	8.0	4	0	1	1
Smith, Fernando	37	16	21	2.0	15.0	2	3	0	0
Brown, Cornell	32	20	12	1.0	0.0	1	0	0	0
Dalton, Lional	32	16	16	1.0	2.0	0	0	1	0
Washington, Keith	26	11	15	1.0	12.0	0	0	1	0
Jackson, Brad	2	2	0	0.0	0.0	2	0	0	0
Trapp, James	2	1	1	1.0	7.0	1	0	0	0
Moore, Stevon	2	1	1	0.0	0.0	0	0	0	0
Chase, Martin	2	0	2	0.0	0.0	0	0	0	0
Peters, Tyrell	1	1	0	0.0	0.0	0	0	0	0

SPECIAL TEAMS

FROM COACHES VIDEO

PLAYER	TT	SOLO	AS	FR	FF	BK
Thompson, Bennie	24	11	13	0	1	0
Davis, Billy	21	14	7	1	0	0
Ayanbadejo, Obafemi	19	12	7	0	0	0
Brown, Cornell	15	13	2	0	0	0
Trapp, James	14	13	1	0	0	0
Jackson, Brad	13	7	6	1	0	0
Harris, Corey	12	9	3	0	1	0
Sharper, Jamie	10	8	2	0	1	0
Peters, Tyrell	10	7	3	0	0	0
Herring, Kim	8	7	1	1	0	0
Armour, Justin	8	5	3	0	0	0
Jenkins, DeRon	6	5	1	0	0	0
Moore, Stevon	3	3	0	0	0	0
Stover, Matt	3	3	0	0	0	0
Wainright, Frank	3	3	0	0	0	0
Richardson, Kyle	1	1	0	0	0	0
Woodson, Rod	1	1	0	0	0	0
Burnett, Rob	0	0	0	0	0	0
Washington, Keith	0	0	0	0	0	2

TOP THREE

SOLO	SACKS	FF	FR	PD
131 Ray Lewis	11.5 Michael McCrary	3 Peter Boulware	3 Fernando Smith	27 Chris McAlister
85 Jamie Sharper	10.0 Peter Boulware	2 Rob Burnett	1 4 players tied	23 Duane Starks
64 Rod Woodson	6.5 Rob Burnett	2 DeRon Jenkins		18 Rod Woodson

USUAL STARTERS

OFFENSE		DEFENSE	
WR1	87 Qadry Ismail	LDE	90 Rob Burnett
WR2	88 Justin Armour	LDT	79 Larry Webster
	84 Jermaine Lewis	RDT	98 Tony Siragusa
LT	75 Jonathan Ogden	RDE	99 Michael McCrary
LG	61 Everett Lindsay	LLB	58 Peter Boulware
	64 Edwin Multalo	MLB	52 Ray Lewis
C	60 Jeff Mitchell	RLB	55 Jamie Sharper
RG	69 Jeff Blackshear	LCB	21 Chris McAlister
RT	70 Harry Swayne	RCB	25 DeRon Jenkins
	61 Everett Lindsay		22 Duane Starks
TE	81 Aaron Pierce	SS	20 Kim Herring
	85 Greg DeLong	FS	26 Rod Woodson
QB	12 Tony Banks		
	10 Stoney Case		
RB	32 Errict Rhett		
FB	29 Charles Evans		

COACHES

Brian Billick, Head Coach; **Matt Cavanaugh**, Offensive Coordinator/
 Quarterbacks; **Marvin Lewis**, Defensive Coordinator; **Jim Colletto**,
 Offensive Line; **Jack Del Rio**, Linebackers; **Jeff Friday**, Strength and
 Conditioning; **Wade Harman**, Tight Ends/Assistant Offensive Line;
Donnie Henderson, Assistant Defensive Backs; **Milt Jackson**, Wide
 Receivers; **Chip Morton**, Assistant Strength and Conditioning; **Russ**
Purnell, Special Teams; **Rex Ryan**, Defensive Line; **Steve Shafer**,
 Defensive Backs/Assistant Head Coach; **Matt Simon**, Running Backs;
Mike Smith, Defensive Assistant

RAVENS HONOR ROLL

Pro Bowl: LB Peter Boulware (starter); LB Ray Lewis (starter); OT Jonathan Ogden (starter); DE Michael McCrary (2nd team); S Rod Woodson (2nd team)
All Pro: LB Ray Lewis (SI, PFW, TSN, FN, FD, USA, AP-1st team); LB Peter Boulware (AP-2nd team, PFW-AFC, FN-AFC);
 OT Jonathan Ogden (FD, PFW-AFC, AP-2nd team), S Rod Woodson (CPFW, FD-2nd team)
NFL Alumni Linebacker of the Year: LB Ray Lewis
Quarterback Club MVP: LB Ray Lewis
Ravens Roost Unsung Hero: DL Larry Webster
Ravens Nest Lineman of the Year: DE Rob Burnett
Ravens Roost Extra Effort Award: FB Charles Evans
Ed Block Courage Award: LB Peter Boulware

SEASON TRENDS

Record	8-8	Decided by 8 Points or less	4-5
vs. AFC Central	6-4	Decided by 3 Points or less	1-4
vs. AFC	6-7	When Scoring First	5-4
vs. NFC	2-1	When Not Scoring First	3-4
Home	4-4	Positive Turnover Ratio	6-2
Away	4-4	Negative Turnover Ratio	0-5
On Grass	5-7	Winning Penalty Ratio	5-2
Artificial Turf	3-1	Negative Penalty Ratio	0-5
Outdoors	7-7	Overtime	1-0
Indoors	1-1	Preseason	4-0
Leading at Halftime	5-2	With a 100-Yard Rusher	5-1
Trailing at Halftime	2-5	With a 100-Yard Receiver	3-1
Tied at Halftime	1-1	Without a 100-yard Rusher	3-7
Tied After 3 Quarters	0-0	Without a 100-yard Receiver	5-7
Leading After 3 Quarters	7-2	When Allowing a 100-Yard Rusher	0-0
Trailing After 3 Quarters	1-6	When Not Allowing a 100-Yard Rusher	8-8
Winning Coin Toss	2-4	When Allowing a 100-Yard Receiver	0-1
Losing Coin Toss	6-4	When Not Allowing a 100-Yard Receiver	8-7

2000 STATISTICS

DEFENSIVE

PLAYER	FROM COACHES VIDEO									
	TT	SOLO	AS	SACKS	YDS	INT	PD	FF	FR	FR
Lewis, Ray	187	120	67	3	33	2	10	0	3	
McCrary, Michael	103	60	43	6.5	35	0	2	2	3	
Sharper, Jamie	102	68	34	0	0	1	4	5	2	
Burnett, Rob	97	53	44	10.5	57	1	3	3	5	
Woodson, Rod	82	65	17	0	0	4	10	1	4	
Siragusa, Tony	75	40	35	0	0	0	2	0	1	
Adams, Sam	69	36	33	2	5	0	7	5	1	
Herring, Kim	66	54	12	1	5	3	12	2	0	
Starks, Duane	59	46	13	0	0	6	28	0	1	
McAlister, Chris	50	39	11	0	0	4	23	0	1	
Boulware, Peter	45	26	19	7	24	0	1	2	0	
Harris, Corey	37	31	6	0	0	2	8	1	0	
Dalton, Lionel	33	21	12	0	0	0	2	0	0	
Washington, Keith	29	14	15	0	0	0	0	0	1	
Bailey, Robert	27	20	7	0	0	0	4	3	1	
Trapp, James	25	23	2	2	5	0	4	1	0	
Brown, Cornell	25	17	8	3	17	0	0	2	0	
Webster, Larry	10	8	2	0	0	0	0	0	1	
Davis, Anthony	5	2	3	0	0	0	0	0	0	
Jackson, Brad	4	2	2	0	0	0	0	0	0	
Powell, Carl	1	0	1	0	0	0	0	0	0	
Thomas, Adaluis	1	0	1	0	0	0	0	0	0	

SPECIAL TEAMS

PLAYER	FROM COACHES VIDEO					
	TT	SOLO	AS	FF	FR	BK
Harris, Corey	26	20	6	1	0	0
Brigance, O.J.	25	16	9	2	1	0
Mitchell, Anthony	18	14	4	0	0	0
Davis, Billy	15	12	3	0	0	0
Trapp, James	15	10	5	1	0	0
Davis, Anthony	14	12	2	0	1	0
Jackson, Brad	13	9	4	0	2	0
Herring, Kim	11	10	1	0	0	0
Poindexter, Anthony	11	8	3	1	0	0
Brown, Cornell	9	6	3	0	0	0
Bailey, Robert	7	4	3	0	0	0
Sharper, Jamie	5	5	0	0	0	0
Ayanbadejo, Obafemi	3	3	0	0	0	0
Jones, John	3	2	1	0	0	0
Johnson, Patrick	3	1	2	0	0	0
Love, Clarence	2	2	0	1	0	0
Richardson, Kyle	2	2	0	0	0	0
Stover, Matt	2	2	0	0	0	0
Powell, Carl	1	1	0	0	0	0
Wainwright, Frank	1	0	1	0	0	0

TOP THREE

SOLO	SACKS	FF	FR	PD
120 Ray Lewis	10.5 Rob Burnett	5 Sam Adams	5 Rob Burnett	28 Duane Starks
68 Jamie Sharper	7.0 Peter Boulware	5 Jamie Sharper	4 Rod Woodson	23 Chris McAlister
65 Rod Woodson	6.5 Michael McCrary	3 2 players tied	3 2 players tied	12 Kim Herring

USUAL STARTERS

OFFENSE		DEFENSE	
WR 87 Qadry Ismail	LDE 90 Rob Burnett		
WR 83 Patrick Johnson	LDT 95 Sam Adams		
LT 75 Jonathan Ogden	RDT 98 Tony Siragusa		
LG 64 Edwin Mulitalo	RDE 99 Michael McCrary		
C 60 Jeff Mitchell	LLB 58 Peter Boulware		
RG 62 Mike Flynn	MLB 52 Ray Lewis		
RT 70 Harry Swayne	RLB 55 Jamie Sharper		
TE 82 Shannon Sharpe	LCB 22 Duane Starks		
QB 8 Trent Dilfer	RCB 21 Chris McAlister		
12 Tony Banks	SS 20 Kim Herring		
RB 31 Jamal Lewis	FS 26 Rod Woodson		
FB 32 Sam Gash			

COACHES

Brian Billick, Head Coach; **Matt Cavanaugh**, Offensive Coordinator/Quarterbacks; **Marvin Lewis**, Defensive Coordinator; **Jim Colletto**, Offensive Line; **Jack Del Rio**, Linebackers; **Jeff Friday**, Strength and Conditioning; **Wade Harman**, Tight Ends/Assistant Offensive Line; **Donnie Henderson**, Secondary; **Milt Jackson**, Wide Receivers; **Chip Morton**, Assistant Strength and Conditioning; **Russ Purnell**, Special Teams; **Rex Ryan**, Defensive Line; **Steve Shafer**, Assistant Head Coach/Secondary; **Matt Simon**, Running Backs; **Mike Smith**, Defensive Assistant

RAVENS HONOR ROLL

NFL Defensive Player of the Year: LB Ray Lewis
Super Bowl XXXV MVP: LB Ray Lewis

Pro Bowl: DT Sam Adams (starter); LB Ray Lewis (starter); OT Jonathan Ogden (starter); K Matt Stover (starter); S Rod Woodson (starter)
All Pro: DT Sam Adams (AP-2nd Team, PFW-AFC, FN); DE Rob Burnett (AP-2nd Team, SI, FN, FD); RB Jamal Lewis (PFW-Rookie Team, FN-Rookie Team, FD); PR Jermaine Lewis (FN, FD); LB Ray Lewis (AP-1st Team, SI, PFW, CPFW, TSN, FN, FD, USA); CB Chris McAlister (FD-2nd Team); OT Jonathan Ogden (AP-1st Team, SI, PFW, CPFW, TSN, FN, FD, USA); CB Duane Starks (USA); K Matt Stover (AP-1st Team, PFW, CPFW, TSN, FN, FD); FS Rod Woodson (AP-2nd Team, PFW-AFC, CPFW-2nd Team, FN)

Quarterback Club MVP: LB Ray Lewis
Ravens Roost Unsung Hero: S Kim Herring
Ravens Nest Lineman of the Year: DE Rob Burnett
Ravens Roost Extra Effort Award: S Corey Harris
Ed Block Courage Award: S Anthony Poindexter

SEASON TRENDS

	Reg.	Post.		Reg.	Post.
Record	12-4	4-0	When Scoring First	9-2	3-0
vs. AFC Central	8-2	1-0	When Not Scoring First	3-2	1-0
vs. AFC	10-3	3-0	Positive Turnover Ratio	12-3	4-0
vs. NFC	2-1	1-0	Negative Turnover Ratio	0-1	0-0
Home	6-2	1-0	Winning Penalty Ratio	3-1	1-0
Away	6-2	3-0	Losing Penalty Ratio	5-3	3-0
On Grass	11-4	4-0	Overtime	0-0	0-0
Artificial Turf	1-0	0-0	Preseason	4-0	0-0
Outdoors	12-4	4-0	With a 100-Yard Rusher	6-0	2-0
Indoors	0-0	0-0	With a 100-Yard Receiver	2-1	0-0
Leading at Halftime	11-1	3-0	Without a 100-yard Rusher	6-4	2-0
Trailing at Halftime	1-2	0-0	Without a 100-yard Receiver	10-3	4-0
Tied at Halftime	0-1	1-0	When Allowing a 100-Yard Rusher	0-0	0-0
Tied After 3 Quarters	0-1	1-0	When Not Allowing a 100-Yard Rusher	12-4	4-0
Leading After 3 Quarters	11-0	3-0	When Allowing a 100-Yard Receiver	3-0	3-0
Trailing After 3 Quarters	1-3	0-0	When Not Allowing a 100-Yard Receiver	9-4	4-0
Winning Coin Toss	5-4	1-0	With a 300-Yard Passer	0-0	0-0
Losing Coin Toss	7-0	3-0	Without a 300-Yard Passer	12-4	4-0
Decided by 8 Points or less	4-3	0-0	When Allowing a 300-Yard Passer	2-0	0-0
Decided by 3 Points or less	2-1	0-0	When Not Allowing a 300-Yard Passer	10-4	4-0

2001 STATISTICS

DEFENSIVE

FROM COACHES VIDEO

PLAYER	TT	SOLO	AS	SACKS	YDS	INT	PD	FF	FR
Lewis, Ray	196	130	66	3.5	26	3	13	1	1
Sharper, Jamie	135	101	34	6	31	0	12	0	1
Woodson, Rod	93	70	23	0	0	3	13	1	1
Harris, Corey	91	70	21	0	0	2	12	3	4
Boulware, Peter	82	51	31	15	86.5	0	4	3	1
McAlister, Chris	69	59	10	0	0	1	11	0	0
McCrary, Michael	64	42	22	7.5	42.5	1	2	1	0
Starks, Duane	59	52	7	0	0	4	17	2	0
Siragusa, Tony	58	27	31	2	12	0	3	0	0
Adams, Sam	51	28	23	2	16	0	2	1	0
Burnett, Rob	50	28	22	0	0	0	6	0	1
Thomas, Adalious	39	27	12	3.5	32.5	0	8	3	0
Lake, Carnell	32	27	5	0	0	0	0	0	1
Trapp, James	31	25	6	1	8	1	4	0	0
Dalton, Lionel	29	15	14	0	0	0	0	0	0
Webster, Larry	28	13	15	0.5	1.5	0	0	0	0
Jackson, Brad	25	13	12	0	0	0	1	1	0
Gregg, Kelly	19	10	9	1	7	0	1	0	0
Mitchell, Anthony	11	9	2	0	0	0	1	0	0
Porter, Alvin	8	8	0	0	0	1	1	0	0
Taylor, Shannon	5	2	3	1	6	0	0	0	1
Douglas, Marques	3	2	1	1	11	0	0	0	0

SPECIAL TEAMS

FROM COACHES VIDEO

PLAYER	TT	SOLO	AS	FF	FR	BK
Thomas, Adalious	18	14	4	0	0	0
Mitchell, Anthony	18	12	6	0	0	0
Jackson, Brad	16	9	7	0	1	0
Porter, Alvin	14	11	3	1	0	0
Trapp, James	12	9	3	0	0	0
Taylor, Shannon	9	8	1	0	0	0
Hartwell, Edgerton	9	5	4	0	0	0
Baxter, Gary	8	8	0	0	0	0
Ayanbadejo, Obafemi	8	7	1	0	0	0
Jones, John	8	7	1	0	0	0
Lake, Carnell	7	4	3	0	0	0
Williams, Moe	5	4	1	0	0	0
Starks, Duane	4	4	0	0	0	0
Harris, Corey	4	3	1	0	0	0
Kight, Danny	2	2	0	0	0	0
Stover, Matt	2	2	0	0	0	0
Maese, Joe	1	1	0	0	0	0
McAlister, Chris	1	1	0	0	0	1
Ricard, Alan	1	1	0	0	0	0
Sharper, Jamie	1	1	0	0	0	0
Hellestrae, Dale	1	0	1	0	0	0

*McAlister partially deflected a FG at Pittsburgh 11/4/01

TOP THREE

SOLO	SACKS	FF	FR	PD
130 Ray Lewis	15.0 Peter Boulware	3 Peter Boulware	4 Corey Harris	17 Duane Starks
101 Jamie Sharper	7.5 Michael McCrary	3 Corey Harris	1 7 players tied	13 Ray Lewis
70 2 players tied	6.0 Jamie Sharper	3 Adalious Thomas		13 Rod Woodson

USUAL STARTERS

OFFENSE

WR 87 Qadry Ismail
WR 89 Travis Taylor
LT 75 Jonathan Ogden
LG 64 Edwin Mulitalo
C 62 Mike Flynn
RG 66 Bennie Anderson
RT 77 Kipp Vickers
TE 82 Shannon Sharpe
QB 18 Elvis Grbac
RB 29 Terry Allen
FB 32 Sam Gash

DEFENSE

LDE 90 Rob Burnett
LDT 95 Sam Adams
RDT 98 Tony Siragusa
RDE 99 Michael McCrary
LLB 58 Peter Boulware
MLB 52 Ray Lewis
RLB 55 Jamie Sharper
LCB 22 Duane Starks
RCB 21 Chris McAlister
SS 45 Corey Harris
FS 26 Rod Woodson

COACHES

Brian Billick, Head Coach; **Matt Cavanaugh**, Offensive Coordinator/Quarterbacks; **Marvin Lewis**, Defensive Coordinator; **Jim Colletto**, Offensive Line; **Jack Del Rio**, Linebackers; **Jeff Friday**, Strength and Conditioning; **Wade Harman**, Tight Ends/Assistant Offensive Line; **Donnie Henderson**, Secondary; **Milt Jackson**, Offensive Assistant; **Chip Morton**, Assistant Strength and Conditioning; **Mike Nolan**, Wide Receivers; **Russ Purnell**, Special Teams; **Rex Ryan**, Defensive Line; **Steve Shafer**, Assistant Head Coach/Secondary; **Matt Simon**, Running Backs; **Mike Smith**, Defensive Assistant/Defensive Line; **Bennie Thompson**, Special Teams Assistant

RAVENS HONOR ROLL

Pro Bowl: DT Sam Adams (2nd team); WR/KR Jermaine Lewis (2nd team); LB Ray Lewis (starter); OT Jonathan Ogden (starter);

TE Shannon Sharpe (2nd team); S Rod Woodson (starter)

All-Pro: DT Sam Adams (PFW, FN, CPFW); WR/KR Jermaine Lewis (PFW, FD, TSN); TE Shannon Sharpe (CPFW); LB Ray Lewis (AP-1st team, SI, PFW, FD, FN, CPFW, TSN); OL Edwin Mulitalo (SI); OT Jonathan Ogden (AP-2nd team, PFW, FD, FN, CPFW, TSN)

Ravens Nest Lineman of the Year: OL Edwin Mulitalo

Ravens Roost Extra Effort Award: WR Brandon Stokley

Ravens Roost Unsung Hero: LB Jamie Sharper

Ed Block Courage Award: S Corey Harris

SEASON TRENDS

	Reg.	Post.		Reg.	Post.
Record	10-6	1-1	When Scoring First	5-2	0-0
vs. AFC Central	6-4	0-1	When Not Scoring First	5-4	1-1
vs. AFC	8-4	1-1	Positive or Even Turnover Ratio	9-0	1-0
vs. NFC	2-2	0-0	Negative Turnover Ratio	1-6	0-1
Home	6-2	0-0	Winning Penalty Ratio	7-3	1-0
Away	4-4	1-1	Losing Penalty Ratio	3-2	0-1
On Grass	10-6	1-1	Overtime	0-0	0-0
Artificial Turf	0-0	0-0	Preseason	1-2	0-0
Outdoors	10-6	1-1	With a 100-Yard Rusher	3-0	1-0
Indoors	0-0	0-0	With a 100-Yard Receiver	1-0	0-0
Leading at Halftime	5-1	1-0	Without a 100-yard Rusher	7-6	0-1
Trailing at Halftime	2-5	0-1	Without a 100-yard Receiver	9-6	1-1
Tied at Halftime	3-0	0-0	When Allowing a 100-Yard Rusher	1-0	0-0
Tied After 3 Quarters	2-0	0-0	When Not Allowing a 100-Yard Rusher	9-6	1-1
Leading After 3 Quarters	5-0	1-0	When Allowing a 100-Yard Receiver	1-2	0-0
Trailing After 3 Quarters	3-6	0-1	When Not Allowing a 100-Yard Receiver	9-4	1-1
Winning Coin Toss	6-2	1-1	With a 300-Yard Passer	0-1	0-0
Losing Coin Toss	4-4	0-0	Without a 300-Yard Passer	10-5	1-1
Decided by 8 Points or less	5-2	0-0	When Allowing a 300-Yard Passer	2-2	0-0
Decided by 3 Points or less	3-0	0-0	When Not Allowing a 300-Yard Passer	8-4	1-1

2002 STATISTICS

DEFENSIVE

FROM COACHES VIDEO

PLAYER	TT	SOLO	AS	SACKS	YDS	INT	PD	FR	FF
Hartwell, Ed	191	125	66	3	18.0	0	7	0	0
Baxter, Gary	90	75	15	0	0	1	20	0	0
Boulware, Peter	87	63	24	7	57.0	1	4	1	1
Reed, Ed	86	69	17	1	3.0	5	13	0	1
Lewis, Ray	85	57	28	0	0	2	2	1	1
Gregg, Kelly	84	53	31	2	13.0	0	0	0	0
Harris, Bernardo	73	47	26	2	23.0	2	4	0	0
Thomas, Adalius	68	38	30	3	20.0	2	11	1	3
Brown, Cornell	67	47	20	1.5	14.0	0	3	0	0
McAlister, Chris	67	58	9	0	0	1	24	0	1
Weaver, Anthony	65	43	22	3.5	33.0	0	4	0	1
Demps, Will	64	51	13	1	2.0	1	7	0	1
Williams, Chad	43	35	8	0	0	3	8	0	1
Porter, Alvin	41	36	5	0	0	0	3	0	0
Trapp, James	36	26	10	1	17.0	3	11	0	1
Kemoatu, Maake	32	20	12	2	6.0	0	0	0	0
Mitchell, Anthony	31	25	6	0	0	3	2	0	0
Parker, Riddick	29	17	12	1	5.0	0	0	0	2
McCrary, Michael	16	10	6	2	6.0	0	1	0	0
Douglas, Marques	15	9	6	1	9.0	0	0	0	0
Nugent, David	15	8	7	0	0	0	0	0	0
Tate, Robert	14	13	1	0	0	0	2	0	0
Taylor, Shannon	14	8	6	0	0	0	0	0	1
Scott, Bart	5	2	3	0	0	1	0	0	0

SPECIAL TEAMS

FROM COACHES VIDEO

PLAYER	TT	SOLO	AS	FF	FR	BK
Scott, Bart	17	13	4	0	0	0
Williams, Chad	17	12	5	1	0	1
Thomas, Adalius	15	11	4	0	0	0
Taylor, Shannon	14	12	2	0	0	0
Mitchell, Anthony	12	10	2	0	0	0
Trapp, James	12	9	3	0	0	0
Jones, John	10	3	7	0	0	0
Porter, Alvin	9	6	3	0	1	0
Reed, Ed	8	5	3	0	0	2
Brown, Cornell	7	4	3	0	0	0
Demps, Will	6	3	3	0	0	0
Johnson, Ron	3	3	0	0	1	0
Maese, Joe	3	2	1	0	1	0
Ricard, Alan	3	2	1	0	0	0
Stover, Matt	3	3	0	0	0	0
Tate, Robert	3	1	2	0	0	0
Harris, Bernardo	2	2	0	0	0	0
Jenkins, J.R.	2	2	0	0	0	0
Perryman, Ray	2	1	1	0	0	0
Hartwell, Ed	1	0	1	0	0	0
Jones, Terry	1	0	1	0	0	0
Zastudil, Dave	1	1	0	0	0	0
Gash, Sam	0	0	0	0	1	0

TOP THREE

SOLO	SACKS	FF	FR	PD
125 Ed Hartwell	7.0 Peter Boulware	3 Adalius Thomas	1 Peter Boulware	24 Chris McAlister
75 Gary Baxter	3.5 Anthony Weaver	2 Riddick Parker	1 Ray Lewis	20 Gary Baxter
69 Ed Reed	3.0 2 players tied		1 Adalius Thomas	13 Ed Reed

USUAL STARTERS

OFFENSE

WR 89	Travis Taylor
LT 75	Jonathan Ogden
LG 64	Edwin Mulitalo
C 62	Mike Flynn
RG 66	Bennie Anderson
RT 77	Ethan Brooks
TE 86	Todd Heap
WR 80	Brandon Stokley*
QB 81	Randy Hymes
QB 7	Chris Redman
RB 11	Jeff Blake
RB 31	Jamal Lewis
FB 39	Alan Ricard

*IR

DEFENSE

DE 98	Anthony Weaver
DT 97	Kelly Gregg
DE 96	Adalius Thomas
	99 Michael McCrary*
LOLB 90	Cornell Brown
LILB 56	Ed Hartwell
RILB 52	Ray Lewis*
	51 Bernardo Harris
ROLB 58	Peter Boulware
LCB 21	Chris McAlister
RCB 28	Gary Baxter
SS 20	Ed Reed
FS 47	Will Demps
	42 Anthony Mitchell

COACHES

Brian Billick, Head Coach; **Matt Cavanaugh**, Offensive Coordinator; **Mike Nolan**, Defensive Coordinator; **Gary Zauner**, Special Teams Coordinator; **Mark Asanovich**, Assistant Strength and Conditioning; **Jim Colletto**, Offensive Line; **Jeff Friday**, Strength and Conditioning; **Wade Harman**, Tight Ends/Assistant Offensive Line; **Donnie Henderson**, Secondary; **Paul Ricci**, Assistant Strength and Conditioning; **Rex Ryan**, Defensive Line; **David Shaw**, Quarterbacks/Wide Receivers; **Matt Simon**, Running Backs; **Mike Smith**, Linebackers; **Bennie Thompson**, Special Teams Assistant; **Phil Zacharias**, Defensive Assistant/Defensive Line

RAVENS HONOR ROLL

Pro Bowl: LB Peter Boulware (2nd team); TE Todd Heap (2nd team); OT Jonathan Ogden (starter)
All-Pro: OT Jonathan Ogden (AP-1st team, PFW, FD-2nd team, TSN)
Comeback Player of the Year: RB Jamal Lewis (FD)
All-Rookie Team: S Ed Reed (PFW), P Dave Zastudil (PFW)
Ravens Nest Lineman of Year: DE Adalius Thomas
Ravens Roost Extra Effort Award: LB Edgerton Hartwell
Ravens Roost Unsung Hero: NT Kelly Gregg
Ed Block Courage Award: OT Ethan Brooks

SEASON TRENDS

Record	7-9	When Scoring First	5-2
vs. AFC North	3-3	When Not Scoring First	2-7
vs. AFC	7-5	Positive or Even Turnover Ratio	7-1
vs. NFC	0-4	Negative Turnover Ratio	0-8
Home	4-4	Winning Penalty Ratio	5-3
Away	3-5	Losing Penalty Ratio	1-5
On Grass	7-7	Overtime	0-0
Artificial Turf	0-2	Preseason	2-2
Outdoors	7-7	With a 100-Yard Rusher	4-1
Indoors	0-2	With a 100-Yard Receiver	1-1
Leading at Halftime	5-1	Without a 100-yard Rusher	3-8
Trailing at Halftime	1-8	Without a 100-yard Receiver	6-8
Tied at Halftime	1-0	When Allowing a 100-Yard Rusher	2-3
Tied After 3 Quarters	0-1	When Not Allowing a 100-Yard Rusher	5-6
Leading After 3 Quarters	6-2	When Allowing a 100-Yard Receiver	2-1
Trailing After 3 Quarters	1-6	When Not Allowing a 100-Yard Receiver	5-8
Winning Coin Toss	3-1	With a 300-Yard Passer	0-2
Losing Coin Toss	4-8	Without a 300-Yard Passer	7-7
Decided by 7 Points or less	4-5	When Allowing a 300-Yard Passer	2-1
Decided by 3 Points or less	1-5	When Not Allowing a 300-Yard Passer	5-8

2003 STATISTICS

DEFENSIVE

FROM COACHES VIDEO

PLAYER	TT	SOLO	AS	SACKS	YDS	INT	PD	FF	FR
Lewis, Ray	225	160	65	1.5	11	6	13	2	2
Hartwell, Ed	140	89	51	3	20.5	1	5	2	0
Baxter, Gary	106	88	18	1	5	3	16	0	0
Gregg, Kelly	104	78	26	3	15	0	0	0	1
Reed, Ed	92	77	15	1	12	7	19	1	0
Douglas, Marques	89	62	27	4.5	32.5	0	3	1	0
Boulware, Peter	79	56	23	8.5	71	0	2	2	1
Weaver, Anthony	63	43	20	5	38	0	7	2	2
Demps, Will	59	41	18	0	0	2	11	1	0
McAlister, Chris	52	43	9	0	0	3	16	0	0
Fuller, Corey	41	37	4	0	0	0	8	0	0
Thomas, Adalius	34	26	8	4	21	0	8	1	0
Williams, Chad	34	27	7	1	7	1	8	1	0
Brown, Cornell	33	19	14	1	5	0	3	0	0
Suggs, Terrell	33	26	7	12	97	1	3	6	4
Kemoeatu, Maake	24	14	10	1	7	0	1	0	0
Knight, Tom	18	17	1	0.5	5	0	1	0	1
Johnson, Jarret	18	9	9	0	0	0	1	0	0
Parker, Riddick	12	8	4	0	0	0	0	0	0
Scott, Bart	9	7	2	0	0	0	0	0	1
Walls, Ray	5	5	0	0	0	0	2	0	0
Brightful, Lamont	2	2	0	0	0	0	0	0	0
Franklin, Aubrayo	1	1	0	0	0	0	0	0	0

SPECIAL TEAMS

FROM COACHES VIDEO

PLAYER	TT	SOLO	AS	FF	FR	BK
Thomas, Adalius	23	17	6	1	0	1
Scott, Bart	19	12	7	0	0	0
Sapp, Gerome	16	9	7	0	1	0
Walls, Ray	12	9	3	0	0	0
Jones, John	11	8	3	0	0	0
Smith, Musa	10	8	2	0	0	0
Demps, Will	9	8	1	0	0	0
Morrow, Harold	9	5	4	0	0	0
Taylor, Chester	8	8	0	0	1	0
Brown, Cornell	8	5	3	0	0	0
Williams, Chad	6	4	2	0	2	0
Brightful, Lamont	5	3	2	0	1	0
Maese, Joe	5	3	2	0	1	0
Mughelli, Ovie	5	5	0	0	0	0
Jones, Terry	3	3	0	1	0	0
Johnson, Ron	2	1	1	0	0	0
Slaughter, TJ	2	1	0	0	0	0
Fuller, Corey	1	1	0	0	0	0
Ricard, Alan	1	1	0	0	0	0
Zastudil, Dave	1	0	0	0	0	0
Ogden, Jonathan	0	0	0	0	1	0
Reed, Ed	0	0	0	0	0	2

TOP THREE

SOLO	SACKS	FF	FR	PD
160 Ray Lewis	12.0 Terrell Suggs	6 Adalius Thomas	4 Terrell Suggs	19 Ed Reed
89 Ed Hartwell	8.5 Peter Boulware	3 Peter Boulware	2 Ray Lewis	16 Gary Baxter
88 Gary Baxter	5.0 Anthony Weaver	2 3 players tied	2 Anthony Weaver	16 Chris McAlister

USUAL STARTERS

OFFENSE		DEFENSE	
WR 89	Travis Taylor	DE 98	Anthony Weaver
TE 82	Terry Jones	NT 97	Kelly Gregg
LT 75	Jonathan Ogden	DE 94	Marques Douglas
LG 64	Edwin Mulitalo	LOLB 96	Adalius Thomas*
C 62	Mike Flynn	90	Cornell Brown
RG 66	Bennie Anderson	LILB 56	Ed Hartwell
RT 77	Orlando Brown	RILB 52	Ray Lewis
TE 86	Todd Heap	ROLB 58	Peter Boulware
QB 8	Kyle Boller	LCB 21	Chris McAlister
2	Anthony Wright	RCB 26	Corey Fuller
RB 31	Jamal Lewis	28	Gary Baxter
FB 39	Alan Ricard	SS 20	Ed Reed
		FS 28	Gary Baxter
		47	Will Demps

COACHES

Brian Billick, Head Coach; **Matt Cavanaugh**, Offensive Coordinator; **Mike Nolan**, Defensive Coordinator; **Gary Zauner**, Special Teams Coordinator; **Jim Colletto**, Offensive Line; **Jeff Friday**, Strength and Conditioning; **Wade Harman**, Tight Ends/Offensive Line; **Donnie Henderson**, Secondary; **Mike Pettine**, Coaching Assistant/Quality Control; **Paul Ricci**, Assistant Strength and Conditioning; **Rex Ryan**, Defensive Line; **David Shaw**, Quarterbacks/Wide Receivers; **Matt Simon**, Running Backs; **Mike Singletary**, Linebackers; **Bennie Thompson**, Special Teams Assistant; **Dennis Thurman**, Assistant Defensive Backs; **Phil Zacharias**, Defensive Assistant/Outside Linebackers

RAVENS HONOR ROLL

AP Offensive Player of the Year: RB Jamal Lewis
AP Defensive Player of the Year: LB Ray Lewis
AP Defensive Rookie of the Year: LB Terrell Suggs
Pro Bowl: LB Peter Boulware (2nd team), TE Todd Heap (2nd team), RB Jamal Lewis (starter), LB Ray Lewis (starter), CB Chris McAlister (starter), T Jonathan Ogden (starter), S Ed Reed (starter), LB Adalius Thomas (ST)
All-Pro: LB Peter Boulware (FD-2nd team), TE Todd Heap (AP-2nd team, FD-2nd team), RB Jamal Lewis (AP-1st team, FD-1st team, PFW, TSN), LB Ray Lewis (AP-1st team, FD-1st team, PFW, SI, TSN), CB Chris McAlister (AP-1st team, FD-1st team, PFW), T Jonathan Ogden (AP-1st team, PFW, FD-1st team, SI, TSN), S Ed Reed (AP-2nd team, FD-2nd team, SI, TSN)
Pro Football Weekly Most Valuable Player: RB Jamal Lewis
Pro Football Weekly Defensive Most Valuable Player: LB Ray Lewis
Pro Football Weekly Defensive Rookie of the Year: LB Terrell Suggs
Pro Football Weekly All-Rookie Team: LB Terrell Suggs
Pro Football Weekly All-AFC: RB Jamal Lewis, T Jonathan Ogden, LB Ray Lewis, S Ed Reed, LB Adalius Thomas (ST)
Football Digest Defensive Player of the Year: LB Ray Lewis
Football Digest Assistant Coach of the Year: Defensive Coordinator Mike Nolan
Ravens Nest Lineman of the Year: DE Anthony Weaver
Ravens Roost Extra Effort Award: NT Kelly Gregg
Ravens Roost Unsung Hero: LB Edgerton Hartwell
Ed Block Courage Award: DE Marques Douglas

SEASON TRENDS

Record	10-6	When Scoring First	5-1
vs. AFC North	4-2	When Not Scoring First	5-5
vs. AFC	7-5	Positive or Even Turnover Ratio	10-0
vs. NFC	3-1	Negative Turnover Ratio	0-6
Home	7-1	Winning Penalty Ratio	5-4
Away	3-5	Losing Penalty Ratio	5-2
On Grass	3-4	Overtime	1-1
Artificial Turf	7-2	Preseason	1-3
Outdoors	10-5	With a 100-Yard Rusher	8-4
Indoors	0-1	With a 100-Yard Receiver	2-1
Leading at Halftime	9-0	Without a 100-yard Rusher	2-2
Trailing at Halftime	1-5	Without a 100-yard Receiver	8-5
Tied at Halftime	0-1	When Allowing a 100-Yard Rusher	0-1
Tied After 3 Quarters	0-1	When Not Allowing a 100-Yard Rusher	9-5
Leading After 3 Quarters	8-1	When Allowing a 100-Yard Receiver	1-2
Trailing After 3 Quarters	2-5	When Not Allowing a 100-Yard Receiver	9-4
Winning Coin Toss	4-4	With a 300-Yard Passer	1-1
Losing Coin Toss	6-2	Without a 300-Yard Passer	9-5
Decided by 7 Points or less	3-2	When Allowing a 300-Yard Passer	1-1
Decided by 3 Points or less	2-1	When Not Allowing a 300-Yard Passer	9-5

2004 STATISTICS

DEFENSIVE

FROM COACHES VIDEO

PLAYER	TT	SOLO	AS	SACKS	YDS	INT	YDS	PD	FF	FR
Lewis, Ray	200	122	78	1	9	0	0	3	1	2
Hartwell, Ed	141	83	58	0	0	0	0	0	1	0
Douglas, Marques	92	47	45	5.5	37.5	0	0	2	1	0
Gregg, Kelly	89	54	35	1.5	5.5	0	0	2	1	1
Reed, Ed	89	80	9	2	28	9	358	17	3	2
Baxter, Gary	86	78	8	2	8	1	33	14	2	0
Demps, Will	86	72	14	2.5	23.5	1	0	8	2	2
Thomas, Adalius	80	48	32	8	28	1	8	5	4	0
Suggs, Terrell	72	48	24	10.5	83.5	0	0	1	1	2
Weaver, Anthony	61	35	26	4	23	1	1	5	0	1
Kemoeatu, Maake	48	27	21	0	0	0	0	0	0	0
McAlister, Chris*	44	38	6	0	0	1	51	8	0	2
Williams, Chad	32	31	1	2	18	3	158	6	0	0
Johnson, Jarret	30	17	13	0	0	1	6	1	0	1
Fuller, Corey	14	13	1	0	0	0	0	0	0	0
Walls, Ray	12	10	2	0	0	0	0	2	0	0
Brown, Cornell	10	6	4	0	0	0	0	0	0	0
Sanders, Deion	9	8	1	0	0	3	87	7	0	0
Franklin, Aubrayo	7	3	4	0	0	0	0	1	0	0
Slaughter, T.J.	7	4	3	0	0	0	0	0	0	0
Scott, Bart	5	3	2	0	0	0	0	0	0	0
Edwards, Dwan	4	1	3	0	0	0	0	0	0	0
Green, Roderick	1	1	0	0	0	0	0	0	0	0
Totals	1219	829	390	39.0	264.0	21	700	82	16	13

* McAlister recovered an Ed Reed fumble vs. Cin. (12/5) after Reed intercepted a pass

SPECIAL TEAMS

FROM COACHES VIDEO

PLAYER	TT	SOLO	AS	FF	FR	BK
Morrow, Harold	21	15	6	0	0	0
Scott, Bart	17	10	7	0	1	0
Thomas, Adalius	16	15	1	0	0	0
Williams, Chad	14	10	4	0	0	0
Brown, Cornell	8	6	2	0	0	0
Slaughter, T.J.	8	7	1	1	0	0
Smith, Musa	8	8	0	0	0	0
Wilcox, Daniel	8	8	0	0	0	0
Fuller, Corey	7	5	2	0	0	0
Taylor, Chester	7	6	1	0	0	0
Walls, Ray	7	5	2	0	1	0
Green, Rod	5	4	1	0	0	0
Demps, Will	4	4	0	0	0	0
Dinkins, Darnell	3	2	1	0	0	0
White, Jamel	3	3	0	0	0	0
Maese, Joe	2	2	0	0	0	0
Mughelli, Ovie	2	2	0	0	0	0
Sams, B.J.	2	2	0	0	0	0
Hartwell, Ed	1	0	1	0	1	0
Richey, Wade	1	1	0	0	0	0
Totals	144	115	29	1	3	0

TOP THREE

SOLO	SACKS	FF	FR	PD
122 Ray Lewis	10.5 Terrell Suggs	4 Adalius Thomas	2 5 tied	17 Ed Reed
83 Ed Hartwell	8.0 Adalius Thomas	3 Ed Reed	1 3 tied	14 Gary Baxter
80 Ed Reed	5.5 Marques Douglas	2 2 tied		8 2 tied

USUAL STARTERS

OFFENSE		DEFENSE	
WR 89 Travis Taylor	DE 98 Anthony Weaver		
LT 75 Jonathan Ogden	NT 97 Kelly Gregg		
LG 64 Edwin Mulitalo	DE 94 Marques Douglas		
C 62 Casey Rabach	LOLB 55 Terrell Suggs		
RG 66 Bennie Anderson	LILB 56 Edgerton Hartwell		
RT 78 Orlando Brown	RILB 52 Ray Lewis		
TE 86 Todd Heap	ROLB 96 Adalius Thomas		
82 Terry Jones	LCB 21 Chris McAlister		
WR 80 Randy Hymes	RCB 28 Gary Baxter		
QB 7 Kyle Boller	SS 20 Ed Reed		
RB 31 Jamal Lewis	FS 47 Will Demp		
FB 39 Alan Ricard			

COACHES

Brian Billick, Head Coach; **Matt Cavanaugh**, Offensive Coordinator; Mike Nolan, Defensive Coordinator; **Gary Zauner**, Special Teams Coordinator; **Jim Fassel**, Senior Consultant/Offense; **Jim Colletto**, Offensive Line; **Jedd Fisch**, Offensive Assistant; **Jeff FitzGerald**, Outside Linebackers; **Jeff Friday**, Strength and Conditioning; **Wade Harman**, Tight Ends/Asst. Offensive Line; **Johnnie Lynn**, Secondary; **Mike Pettine**, Defensive Assistant; **Paul Ricci**, Asst. Strength and Conditioning; **Rex Ryan**, Defensive Line; **David Shaw**, Wide Receivers; **Mike Singletary**, Inside Linebackers; **Matt Simon**, Running Backs; **Bennie Thompson**, Special Teams Assistant; **Dennis Thurman**, Secondary; **Phil Zacharias**, Defensive Assistant

RAVENS HONOR ROLL

Pro Bowl: LB Ray Lewis (starter), CB Chris McAlister (starter), T Jonathan Ogden (starter), S Ed Reed (starter), LB Terrell Suggs

AP Defensive Player of the Year: S Ed Reed

All-Pro: LB Ray Lewis (AP-1st team, FD-1st team, PFW, SI, TSN), CB Chris McAlister (AP-2nd team, FD-1st team, PFW), T Jonathan Ogden (AP-2nd team, PFW, FD-1st team, SI, TSN), S Ed Reed (AP-1st team, FD-2nd team, SI, TSN)

Pro Football Weekly Defensive Most Valuable Player: S Ed Reed

Pro Football Weekly All-AFC: RB Jamal Lewis, T Jonathan Ogden, LB Ray Lewis, S Ed Reed, LB Adalius Thomas (ST)

Football Digest Defensive Player of the Year: S Ed Reed

Football Digest Assistant Coach of the Year: Defensive Coordinator Mike Nolan

NFL Players of the Month/Week: RS B.J. Sams (Oct.) – Special Teams, S Ed Reed (Nov.) – Defense, CB Deion Sanders (Week 7) – Defense, S Ed Reed (Week 9) – Defense, QB Kordell Stewart (Week 10) – Special Teams, QB Kyle Boller (Week 14) – Offense

Ravens Nest Lineman of the Year: DT Ma'ake Kemoeatu

Ravens Roost Extra Effort Award: QB Kyle Boller

Ravens Roost Unsung Hero: C/G Casey Rabach

Ed Block Courage Award: T Orlando Brown

SEASON TRENDS

Record	9-7	When Scoring First	3-2
vs. AFC North	3-3	When Not Scoring First	6-5
vs. AFC	6-6	Positive or Even Turnover Ratio	8-3
vs. NFC	3-1	Negative Turnover Ratio	1-4
Home	6-2	Winning or even Penalty Ratio	5-6
Away	3-5	Losing Penalty Ratio	4-1
On Grass	1-4	With a 100-Yard Rusher	4-2
On Artificial Turf	8-3	With a 100-Yard Receiver	0-0
Outdoors	9-6	Without a 100-Yard Rusher	5-5
Indoors	0-1	Without a 100-Yard Receiver	9-7
Leading at Halftime	6-1	When Allowing a 100-Yard Rusher	1-3
Trailing at Halftime	3-3	When Not Allowing a 100-Yard Rusher	8-4
Tied at Halftime	0-3	When Allowing a 100-Yard Receiver	4-2
Leading After 3 Quarters	7-1	When Not Allowing a 100-Yard Receiver	6-5
Tied After 3 Quarters	0-0	With a 300-Yard Passer	0-0
Trailing After 3 Quarters	2-6	Without a 300-Yard Passer	9-7
Winning Coin Toss	4-4	Allowing a 300-Yard (net) Passer	0-1
Losing Coin Toss	5-3	Not Allowing a 300-Yard (net) Passer	9-6
Decided by 7 Points or Less	3-3	Overtime	1-0
Decided By 3 Points or Less	1-2	Preseason	3-1

2005 STATISTICS

DEFENSIVE

FROM COACHES VIDEO

PLAYER	TT	SOLO	AS	SACKS	YDS	INT	YDS	PD	FF	FR
Polley, Tommy	134	95	39	4	29	0	0	2	2	1
Scott, Bart	119	77	42	4	24.5	0	0	5	1	1
Thomas, Adalius	104	70	34	9	75	2	48	9	3	4
Gregg, Kelly	102	61	41	2.5	15	0	0	4	0	0
Suggs, Terrell	86	65	21	8	64.5	2	38	3	6	1
Lewis, Ray	77	47	30	1	1	1	0	3	0	1
Demps, Will	70	56	14	0	0	0	0	3	0	2
Kemoeatu, Maake	70	44	26	1	2	0	0	0	0	1
Johnson, Jarret	61	37	24	1.5	4	0	0	2	0	1
McAlister, Chris	53	47	6	0	0	1	0	20	1	0
Williams, Chad	47	34	13	1.5	12	1	14	3	2	0
Weaver, Anthony	46	35	11	2	11	0	0	2	0	1
Rolle, Samari	45	40	5	0	0	1	11	14	1	0
Reed, Ed	40	36	4	0	0	1	23	12	0	0
Sanders, Deion	40	30	10	0	0	2	57	7	0	0
Edwards, Dwan	38	23	15	0	0	0	0	0	0	0
Franklin, Aubrayo	34	18	16	1	1	0	0	1	0	0
Carter, Dale	18	17	1	0	0	0	0	1	0	0
Boulware, Peter	15	6	9	2.5	18	0	0	1	0	0
Green, Roderick	4	4	0	2	4	0	0	0	0	0
Ward, B.J.	4	4	0	0	0	0	0	0	0	1
Totals	1207	846	361	42	261	11	191	92	16	14

SPECIAL TEAMS

FROM COACHES VIDEO

PLAYER	TT	SOLO	AS	FF	FR	BK
Wilcox, Daniel	18	12	6	0	1	0
Green, Roderick	17	12	5	0	1	0
Ward, B.J.	17	11	6	1	0	0
Mughelli, Ovie	16	15	1	0	0	0
Scott, Bart	15	12	3	2	0	0
Taylor, Chester	13	10	3	0	0	0
Williams, Chad	12	10	2	0	0	0
Carter, Dale	10	10	0	1	0	0
Dinkins, Darnell	10	9	1	0	0	0
Katula, Matt	10	7	3	0	0	0
Demps, Will	7	3	4	0	0	0
Green, Justin	4	3	1	0	0	0
Thomas, Adalius	4	4	0	0	0	0
Polley, Tommy	3	1	2	0	0	0
Clayton, Mark	2	2	0	0	0	0
Haley, Dennis	2	2	0	0	0	0
Oglesby, Evan	2	1	1	0	0	0
Smith, Mike	2	1	1	0	0	0
Smith, Musa	2	2	0	0	0	0
Elling, Aaron	1	1	0	0	0	0
Nelson, Jim	1	1	0	0	0	0
Stover, Matt	1	1	0	0	0	0
Woodfin, Zac	1	1	0	0	0	0
Zastudil, Dave	1	1	0	0	0	0
Totals	171	132	39	4	2	0

TOP THREE

SOLO	SACKS	FF	FR	PD
95 Tommy Polley	9 Adalius Thomas	6 Terrell Suggs	4 Adalius Thomas	20 Chris McAlister
77 Bart Scott	8 Terrell Suggs	3 Adalius Thomas	2 Will Demps	14 Samari Rolle
70 Adalius Thomas	4 2 Tied	2 2 Tied	1 8 Tied	12 Ed Reed

USUAL STARTERS

OFFENSE		DEFENSE	
WR 89	Mark Clayton	LDE 98	Anthony Weaver
LT 75	Jonathan Ogden	DT 97	Kelly Gregg
LG 64	Edwin Mulitalo	NT 92	Maake Kemoeatu
C 62	Mike Flynn	RDE 55	Terrell Suggs
RG 68	Keydrick Vincent	LLB 96	Adalius Thomas
RT 77	Orlando Brown	MLB 50	Tommy Polley
TE 86	Todd Heap	RLB 57	Bart Scott
WR 85	Derrick Mason	LCB 21	Chris McAlister
QB 7	Kyle Boller	RCB 22	Samari Rolle
RB 31	Jamal Lewis	SS 20	Ed Reed
FB 34	Ovie Mughelli	FS 47	Will Demps

COACHES

Brian Billick, Head Coach; **Jim Fassel**, Offensive Coordinator; **Rex Ryan**, Defensive Coordinator; **Gary Zauner**, Special Teams Coordinator; **Clarence Brooks**, Defensive Line; **John Fassel**, Offensive Assistant; **Jedd Fisch**, Asst. Quarterbacks/Wide Receivers; **Jeff FitzGerald**, Linebackers; **Chris Foerster**, Asst. Head Coach/Offensive Line; **Jeff Friday**, Strength and Conditioning; **Wade Harman**, Tight Ends/Asst. Offensive Line; **Johnnie Lynn**, Secondary; **Rick Neuheisel**, Quarterbacks; **Mike Pettine**, Outside Linebackers; **Paul Ricci**, Asst. Strength and Conditioning; **David Shaw**, Wide Receivers; **Matt Simon**, Running Backs; **Bennie Thompson**, Asst. Special Teams; **Dennis Thurman**, Secondary

RAVENS HONOR ROLL

Pro Bowl: LT Jonathan Ogden (starter); TE Todd Heap and S Ed Reed (alternates)
FedEx Air Player of the Week: QB Kyle Boller (Week 16)
Pro Football Weekly/PFWA All-Rookie Team: WR Mark Clayton
The Sporting News All-Pro: PR B.J. Sams
USA Today All-Joe Team: DT Kelly Gregg
NFL Players of the Week: K Matt Stover (Week 11) – Special Teams; LB Terrell Suggs (Week 13) – Defense
Ravens Nest Player of the Year: LB Bart Scott
Ravens Roost Extra Effort Award: DE Jarret Johnson
Ravens Roost Unsung Hero: LB Adalius Thomas
Ed Block Courage Award: CB Dale Carter

SEASON TRENDS

Record	6-10	When Scoring First	4-4
vs. AFC North	2-4	When Not Scoring First	1-6
vs. AFC	4-8	Positive or Even Turnover Ratio	4-4
vs. NFC	2-2	Negative Turnover Ratio	2-6
Home	6-2	Winning or Even Penalty Ratio	3-2
Away	0-8	Losing Penalty Ratio	3-8
On Grass	0-6	With a 100-Yard Rusher	1-1
On Artificial Turf	6-4	With a 100-Yard Receiver	2-1
Outdoors	6-9	Without a 100-Yard Rusher	5-9
Indoors	0-1	Without a 100-Yard Receiver	4-9
Leading at Halftime	5-1	When Allowing a 100-Yard Rusher	0-4
Trailing at Halftime	1-8	When Not Allowing a 100-Yard Rusher	5-7
Tied at Halftime	0-1	When Allowing a 100-Yard Receiver	0-3
Leading After 3 Quarters	5-0	When Not Allowing a 100-Yard Receiver	6-7
Tied After 3 Quarters	0-0	With a 300-Yard Passer	0-0
Trailing After 3 Quarters	1-10	Without a 300-Yard Passer	6-10
Winning Coin Toss	3-5	Allowing a 300-Yard (net) Passer	0-1
Losing Coin Toss	3-5	Not Allowing a 300-Yard (net) Passer	6-9
Decided by 7 Points or Less	3-4	Overtime	1-0
Decided By 3 Points or Less	2-2	Preseason	2-2

2006 STATISTICS

DEFENSIVE

FROM COACHES VIDEO

PLAYER	TT	SOLO	AS	SACKS	YDS	INT	YDS	PD	FF	FR
Lewis, Ray	164	106	58	5	36.5	2	27	9	1	1
Scott, Bart	135	93	42	9.5	66	2	31	9	1	0
Thomas, Adalius	106	75	31	11	59	1	7	9	1	1
Gregg, Kelly	101	61	40	3.5	23	0	0	1	1	3
Landry, Dawan	89	55	34	3	16	5	101	13	0	0
Suggs, Terrell	86	63	23	9.5	64.5	0	0	7	3	2
Pryce, Trevor	73	49	24	13	113.5	0	0	3	2	0
Reed, Ed	66	61	5	0	0	5	70	16	1	1
Rolle, Samari	60	55	5	1	7	3	60	13	0	0
McAlister, Chris	56	51	5	0	0	6	121	25	0	2
Ngata, Haloti	51	28	23	1	3	1	60	3	0	0
Johnson, Jarret	35	23	12	1.5	16.5	0	0	2	0	0
Franklin, Aubrayo	23	13	10	0	0	0	0	1	0	0
Bannan, Justin	20	13	7	0	0	0	0	1	0	0
Ivy, Corey	17	14	3	2	13	1	0	6	2	0
Edwards, Dwan	12	7	5	0	0	0	0	1	0	0
Sapp, Gerome	12	10	2	0	0	0	1	2	1	0
Haley, Dennis	11	6	5	0	0	0	0	2	0	0
Oglesby, Evan	9	8	1	0	0	0	0	2	0	0
Prude, Ronnie	4	4	0	0	0	2	66	5	0	0
Stills, Gary	2	2	0	0	0	0	0	0	1	1
Cody, Dan	1	0	1	0	0	0	0	0	0	0
Martin, Derrick	1	1	0	0	0	0	0	0	0	0
Smith, Mike	1	0	1	0	0	0	0	0	0	0
Totals	1135	798	337	60	418	28	544	129	15	11

SPECIAL TEAMS

FROM COACHES VIDEO

PLAYER	TT	SOLO	AS	FF	FR	BK
Stills, Gary	44	29	15	0	1	0
Wilcox, Daniel	20	13	7	0	0	0
Oglesby, Evan	17	9	8	0	0	0
Ivy, Corey	14	11	3	0	0	0
Mughelli, Ovie	14	10	4	0	0	0
Green, Justin	12	6	6	0	0	0
Sapp, Gerome	10	7	3	0	0	0
Haley, Dennis	9	3	6	0	0	0
Johnson, Jarret	6	5	1	0	0	0
Prude, Ronnie	6	5	1	0	0	0
Smith, Mike	6	2	4	1	0	0
Katula, Matt	5	1	4	0	0	0
Johnson, Tim	4	4	0	0	0	0
Landry, Dawan	4	3	1	0	0	0
Martin, Derrick	4	3	1	0	0	0
Smith, Musa	4	2	2	0	1	0
Bannister, Alex	2	2	0	0	0	0
Koch, Sam	2	2	0	0	0	0
Sypniewski, Quinn	2	1	1	0	0	0
Winborne, Jamaine	2	1	1	0	0	0
Anderson, Mike	1	0	1	0	0	0
Stover, Matt	1	1	0	0	0	0
Thomas, Adalius	1	0	1	0	0	0
Totals	190	120	70	1	2	0

TOP THREE

SOLO	SACKS	FF	FR	PD
106 Ray Lewis	13 Trevor Pryce	3 Terrell Suggs	3 Kelly Gregg	25 Chris McAlister
93 Bart Scott	11 Adalius Thomas	2 Corey Ivy	2 Chris McAlister	16 Ed Reed
75 Adalius Thomas	9.5 2 Players	2 Trevor Pryce	2 Terrell Suggs	13 2 Players

USUAL STARTERS

OFFENSE		DEFENSE	
WR 89	Mark Clayton	LDT 90	Trevor Pryce
LT 75	Jonathan Ogden	NT 97	Kelly Gregg
LG 60	Jason Brown	RDT 92	Haloti Ngata
C 62	Mike Flynn	LOLB 55	Terrell Suggs
RG 68	Keydrick Vincent	LILB 57	Bart Scott
RT 79	Tony Pashos	RILB 52	Ray Lewis
TE 86	Todd Heap	ROLB 96	Adalius Thomas
WR 85	Derrick Mason	LCB 21	Chris McAlister
QB 9	Steve McNair	RCB 22	Samari Rolle
RB 31	Jamal Lewis	SS 26	Dawan Landry
FB 34	Ovie Mughelli	FS 20	Ed Reed

COACHES

Brian Billick, Head Coach; **Rex Ryan**, Defensive Coordinator; **Frank Ganz Jr.**, Special Teams Coordinator; **Clarence Brooks**, Defensive Line; **Mark Carrier**, Secondary; **Vic Fangio**, Special Assistant; **Jim Fassel**, Offensive Coordinator (games 1-4); **John Fassel**, Special Teams Assistant; **Jedd Fisch**, Asst. Quarterbacks/Wide Receivers; **Jeff FitzGerald**, Linebackers; **Chris Foerster**, Asst. Head Coach/Offensive Line; **Jeff Friday**, Strength and Conditioning; **Wade Harman**, Tight Ends/Asst. Offensive Line; **Mike Johnson**, Wide Receivers; **Tony Nathan**, Running Backs; **Rick Neuheisel**, Quarterbacks; **Mike Pettine**, Outside Linebackers; **Paul Ricci**, Asst. Strength and Conditioning; **Greg Roman**, Asst. Offensive Line; **Dennis Thurman**, Secondary

RAVENS HONOR ROLL

Pro Bowl: LB Ray Lewis, CB Chris McAlister, QB Steve McNair; LT Jonathan Ogden (starter), S Ed Reed (starter), LB Bart Scott, LB Terrell Suggs, LB Adalius Thomas (starter)

NFL Alumni Association's TE of the Year: Todd Heap

Pro Football Weekly Asst. Coach of the Year: Rex Ryan

USA Today's All-Joe Team: NT Kelly Gregg, TE Todd Heap, FB Ovie Mughelli, DE Trevor Pryce, LB Bart Scott, K Matt Stover

NFL Players of the Month/Week: LB Bart Scott (Sept.) - Defense, K Matt Stover (Sept.) - Special Teams, LB Ray Lewis (Week 1) - Defense, CB Chris McAlister (Week 17) - Defense, DT Trevor Pryce (Week 10) - Special Teams, RB B.J. Sams (Week 11) - Special Teams

Ed Block Courage Award: CB Corey Ivy

Ravens Roost Unsung Hero: CB Corey Ivy

Ravens Roost Extra Effort: TE Daniel Wilcox

Ravens Nest Player of the Year: NT Kelly Gregg

SEASON TRENDS

Record	13-3	When Scoring First	9-1
vs. AFC North	5-1	When Not Scoring First	4-2
vs. AFC	10-2	Positive or Even Turnover Ratio	9-1
vs. NFC	3-1	Negative Turnover Ratio	4-2
Home	7-1	Winning or Even Penalty Ratio	6-1
Away	6-2	Losing Penalty Ratio	8-2
On Grass	5-1	With a 100-Yard Rusher	2-0
On Artificial Turf	8-2	With a 100-Yard Receiver	5-1
Outdoors	12-3	Without a 100-Yard Rusher	11-3
Indoors	1-0	Without a 100-Yard Receiver	8-2
Leading at Halftime	9-0	When Allowing a 100-Yard Rusher	2-0
Trailing at Halftime	4-2	When Not Allowing a 100-Yard Rusher	11-3
Tied at Halftime	0-1	When Allowing a 100-Yard Receiver	4-2
Leading After 3 Quarters	10-0	When Not Allowing a 100-Yard Receiver	9-1
Tied After 3 Quarters	0-1	With a 300-Yard Passer	1-0
Trailing After 3 Quarters	3-2	Without a 300-Yard Passer	12-3
Winning Coin Toss	5-2	Allowing a 300-Yard (net) Passer	1-1
Losing Coin Toss	8-1	Not Allowing a 300-Yard (net) Passer	12-2
Decided by 7 Points or Less	4-2	Overtime	0-0
Decided By 3 Points or Less	3-1	Preseason	2-2

2006 POSTSEASON STATISTICS

RESULTS AND ATTENDANCE

WON 0, LOST 1

01/13 L 6-15 Indianapolis 71,162

TEAM STATISTICS

	RAVENS	OPPONENT
TOTAL FIRST DOWNS	13	15
Rushing	5	6
Passing	6	9
Penalty	2	0
3rd Down: Made/Att	2/11	8/19
3rd Down Pct.	18.2	42.1
4th Down: Made/Att	0/0	0/0
4th Down Pct.	0.0	0.0
POSSESSION AVG.	28:36	31:24
TOTAL NET YARDS	244	261
Avg. Per Game	244.0	261.0
Total Plays	51	66
Avg. Per Play	4.8	4.0
NET YARDS RUSHING	83	100
Avg. Per Game	83.0	100.0
Total Rushes	20	35
NET YARDS PASSING	161	161
Avg. Per Game	161.0	161.0
Sacked/Yards Lost	2/12	1/9
Gross Yards	173	170
Att./Completions	29/18	30/15
Completion Pct.	62.1	50.0
Had Intercepted	2	2
PUNTS/AVERAGE	5/38.0	4/45.0
NET PUNTING AVG.	5/27.4	4/32.5
PENALTIES/YARDS	6/39	3/19
FUMBLES/BALL LOST	2/2	3/0
TOUCHDOWNS	0	0
Rushing	0	0
Passing	0	0
Returns	0	0

SCORE BY PERIODS	1	2	3	4	OT	PTS
RAVENS	0	3	0	3	0	6
Opponents	6	3	3	3	0	15

SCORING	TD	RU	PA	RT	K/PAT	FG	S	PTS
Stover	0	0	0	0	0/0	2/2	0	6
RAVENS	0	0	0	0	0/0	2/2	0	6
Opponents	0	0	0	0	0/0	5/5	0	15

2-PT. CONVERSIONS: RAVENS 0-0; Opponents 0-0

SACKS: Gregg 0.5, Thomas 0.5 RAVENS 1.0; Opponents 2.0

RUSHING

	NO	YDS	AVG	LG	TD
J. Lewis	13	53	4.1	18	0
Anderson	4	18	4.5	8	0
McNair	1	6	6.0	6	0
Mughelli	2	6	3.0	3	0
RAVENS	20	83	4.2	18	0
Opponents	35	100	2.9	25	0

RECEIVING

	NO	YDS	AVG	LG	TD
Clayton	6	73	12.2	21	0
Heap	3	28	9.3	23	0
J. Lewis	3	24	8.0	13	0
Mason	2	16	8.0	9	0
Mughelli	2	11	5.5	9	0
Wilcox	1	15	15.0	15	0
Anderson	1	6	6.0	6	0
RAVENS	18	173	9.6	23	0
Opponents	15	170	11.3	27	0

INTERCEPTIONS

	NO	YDS	AVG	LG	TD
Reed	2	0	0.0	0	0
RAVENS	2	0	0.0	0	0
Opponents	2	9	4.5	9	0

PUNTING

	NO	YDS	AVG	NET	TB	IN	LG	BLK
Koch	5	190	38.0	27.4	1	1	47	0
RAVENS	5	190	38.0	27.4	1	1	47	0
Opponents	4	180	45.0	32.5	1	1	51	0

PUNT RETURNS

	RET	FC	YDS	AVG	LG	TD
Ross	2	0	30	15.0	18	0
RAVENS	2	0	30	15.0	18	0
Opponents	3	1	33	11.0	21	0

KICKOFF RETURNS

	NO	YDS	AVG	LG	TD
Ross	6	124	20.7	27	0
RAVENS	6	124	20.7	27	0
Opponents	3	48	16.0	18	0

FIELD GOALS

	1-19	20-29	30-39	40-49	50+
Stover	0/0	0/0	0/0	1/1	1/1
RAVENS	0/0	0/0	0/0	1/1	1/1
Opponents	0/0	1/1	1/1	2/2	1/1

Stover: (40G,51G)

Opponents: (23G,42G,51G,48G,35G)

PASSING	ATT	COMP	YARDS	COMP%	YDS/ATT	TD	TD%	INT	INT%	LG	SACK/LOST	RATING
McNair	29	18	173	62.1	5.97	0	0.0	2	6.9	23	2/12	49.9
RAVENS	29	18	173	62.1	5.97	0	0.0	2	6.9	23	2/12	49.9
Opponents	30	15	170	50.0	5.67	0	0.0	2	6.7	27	1/9	39.6

DEFENSIVE

FROM COACHES VIDEO

PLAYER	TT	SOLO	AS	SACKS	LOST	INT	YDS	PD	FF	FR
Lewis, Ray	23	13	10	0	0	0	0	3	0	0
Scott, Bart	12	5	7	0	0	0	0	0	0	0
Suggs, Terrell	10	9	1	0	0	0	0	0	1	0
Pryce, Trevor	8	3	5	0	0	0	0	0	0	0
Thomas, Adalius	8	5	3	0	0	0	0	0	0	0
Gregg, Kelly	7	5	2	1	9	0	0	0	0	0
Ngata, Haloti	7	3	4	0	0	0	0	0	0	0
Rolle, Samari	4	3	1	0	0	0	0	1	0	0
McAlister, Chris	3	3	0	0	0	0	0	1	0	0
Ivy, Corey	2	2	0	0	0	0	0	0	0	0
Johnson, Jarret	2	2	0	0	0	0	0	0	0	0
Reed, Ed	2	2	0	0	0	2	0	3	0	0
Franklin, Aubrayo	1	0	1	0	0	0	0	0	0	0
Landry, Dawan	1	0	1	0	0	0	0	0	0	0
Totals	90	55	35	1	9	2	0	8	1	0

SPECIAL TEAMS

FROM COACHES VIDEO

PLAYER	TT	SOLO	AS	FF	FR	BK
Haley, Dennis	1	1	0	0	0	0
Johnson, Tim	1	1	0	0	0	0
Katula, Matt	1	1	0	0	0	0
Landry, Dawan	1	1	0	0	0	0
Oglesby, Evan	1	1	0	0	0	0
Sapp, Gerome	1	1	0	0	0	0
Totals	6	6	0	0	0	0

2007 STATISTICS

DEFENSIVE

FROM COACHES VIDEO

PLAYER	TT	SOLO	AS	SACKS	YDS	INT	YDS	PD	FF	FR
Lewis, Ray	184	108	76	2	7	2	35	10	2	1
Scott, Bart	131	84	47	1	2	0	0	3	0	0
Gregg, Kelly	111	78	33	3	15	0	0	4	0	1
Suggs, Terrell	95	51	44	5	34	0	0	7	1	0
Johnson, Jarret	94	59	35	2	19	0	0	2	2	0
Ngata, Haloti	94	58	36	3	14	0	0	2	1	0
Landry, Dawan	91	73	18	1	9	0	0	7	0	0
Ivy, Corey	63	55	8	3	21	1	22	16	1	1
Edwards, Dwan	58	30	28	1	8	1	1	1	0	0
Reed, Ed	45	36	9	0	0	7	130	13	0	1
Greisen, Nick	38	22	16	0	0	0	0	0	0	1
Bannan, Justin	37	19	18	2	4	0	0	0	1	0
Martin, Derrick	26	23	3	0	0	2	3	8	0	0
Rolle, Samari	25	23	2	0	0	1	0	5	0	0
McAlister, Chris	23	19	4	0	0	1	0	10	0	0
Pryce, Trevor	19	9	10	2	8	0	0	0	0	0
Pittman, David	10	8	2	0	0	2	21	4	0	0
Gaston, Willie	9	8	1	0	0	0	0	1	0	0
Sapp, Gerome	9	8	1	2	15	0	0	0	0	0
Barnes, Antwan	8	4	4	2	20	0	0	0	0	0
Prude, Ronnie	6	6	0	0	0	0	0	3	0	0
Winborne, Jamaime	6	5	1	0	0	0	0	3	0	0
Jones, Edgar	5	2	3	1	0	0	0	0	0	0
Gordon, Amon	3	2	1	0	0	0	0	0	0	0
Stills, Gary	3	1	2	1	5	0	0	0	0	0
Totals	1193	791	402	32*	181	17	212	99	8	5

*Includes a team sack

SPECIAL TEAMS

FROM COACHES VIDEO

PLAYER	TT	SOLO	AS	FF	FR	BK
Stills, Gary	26	25	1	1	0	0
Winborne, Jamaime	21	21	0	0	0	0
Green, Justin	19	18	1	0	0	0
Martin, Derrick	17	17	0	0	1	0
Greisen, Nick	13	13	0	0	0	0
McClain, LeRon	12	12	0	0	0	0
Prude, Ronnie	8	8	0	0	0	0
Barnes, Antwan	8	7	1	1	0	0
Burgess, Prescott	7	7	0	0	0	0
Katula, Matt	7	7	0	0	0	0
Smith, Musa	7	7	0	0	0	0
Sapp, Gerome	5	5	0	0	0	0
Wilcox, Daniel	5	5	0	0	0	0
Landry, Dawan	5	5	0	0	0	0
Anderson, Mike	4	3	1	0	0	0
McCune, Robert	3	2	1	0	0	0
Darling, Devard	2	2	0	0	1	0
Haley, Dennis	2	2	0	0	0	0
Ivy, Corey	2	2	0	0	0	0
Jones, Edgar	2	2	0	0	0	0
Willis, Matt	2	2	0	0	0	0
Gaston, Willie	1	1	0	0	0	0
Koch, Sam	1	1	0	0	0	0
Edwards, Dwan	0	0	0	0	0	1
Totals	179	174	5	2	2	1

TOP THREE

SOLO	SACKS	FF	FR	PD
108 Ray Lewis	5 Terrell Suggs	2 Jarret Johnson	1 5 Players	16 Corey Ivy
84 Bart Scott	3 3 Players	2 Ray Lewis		13 Ed Reed
78 Kelly Gregg	2 6 Players	1 4 Players		10 2 Players

USUAL STARTERS

OFFENSE		DEFENSE	
WR 89	Mark Clayton	LDT 93	Dwan Edwards
LT 75	Jonathan Ogden	NT 97	Kelly Gregg
LG 60	Jason Brown	RDT 92	Haloti Ngata
C 62	Mike Flynn	LOLB 95	Jarret Johnson
RG 66	Ben Grubbs	LILB 52	Ray Lewis
RT 73	Marshal Yanda	RILB 57	Bart Scott
TE 88	Quinn Sypniewski	ROLB 55	Terrell Suggs
WR 85	Derrick Mason	LCB 21	Chris McAlister
QB 9	Steve McNair	RCB 35	Corey Ivy
7	Kyle Boller	SS 26	Dawan Landry
RB 23	Willis McGahee	FS 20	Ed Reed
FB 39	LeRon McClain		

COACHES

Brian Billick, Head Coach; **Rick Neuheisel**, Offensive Coordinator/Quarterbacks; **Rex Ryan**, Defensive Coordinator; **Frank Ganzs Jr.**, Special Teams Coordinator; **Clarence Brooks**, Defensive Line; **Mark Carrier**, Secondary; **Vic Fangio**, Special Assistant to the Head Coach/Defense; **John Fassel**, Special Teams Assistant; **Jedd Fisch**, Asst. Quarterbacks; **Jeff FitzGerald**, Linebackers; **Chris Foerster**, Asst. Head Coach/Offensive Line; **Jeff Friday**, Strength and Conditioning; **Wade Harman**, Tight Ends/Asst. Offensive Line; **Mike Johnson**, Wide Receivers; **Tony Nathan**, Running Backs; **Mike Pettine**, Outside Linebackers; **Paul Ricci**, Asst. Strength and Conditioning; **Greg Roman**, Asst. Offensive Line; **Dennis Thurman**, Secondary

RAVENS HONOR ROLL

Pro Bowl: LB Ray Lewis, RB Willis McGahee, LT Jonathan Ogden, S Ed Reed (starter)

Pro Bowl (1st Alternate): LB Terrell Suggs, ST Gary Stills

Pro Football Weekly's All-Rookie Team: G Ben Grubbs, RS Yamon Figurs

USA Today's All-Joe Team: NT Kelly Gregg, DT Haloti Ngata

NFL Players of the Week: K Matt Stover (Week 6) - Special Teams, RS Yamon Figurs (Week 3) - Special Teams

Ed Block Courage Award: CB Samari Rolle

Ravens Roost Unsung Hero: NT Kelly Gregg

Ravens Roost Extra Effort: G Ben Grubbs

Ravens Nest Player of the Year: LB Jarret Johnson

SEASON TRENDS

Record	5-11	When Scoring First	5-1
vs. AFC North	1-5	When Not Scoring First	0-10
vs. AFC	2-10	Positive or Even Turnover Ratio	5-1
vs. NFC	3-1	Negative Turnover Ratio	0-10
Home	4-4	Winning or Even Penalty Ratio	3-5
Away	1-7	Losing Penalty Ratio	2-6
On Grass	1-4	With a 100-Yard Rusher	0-5
On Artificial Turf	4-7	With a 100-Yard Receiver	0-2
Outdoors	5-11	Without a 100-Yard Rusher	5-6
Indoors	0-0	Without a 100-Yard Receiver	5-9
Leading at Halftime	5-1	When Allowing a 100-Yard Rusher	0-0
Trailing at Halftime	0-9	When Not Allowing a 100-Yard Rusher	5-11
Tied at Halftime	0-1	When Allowing a 100-Yard Receiver	2-4
Leading After 3 Quarters	5-1	When Not Allowing a 100-Yard Receiver	3-7
Tied After 3 Quarters	0-1	With a 300-Yard Passer	0-1
Trailing After 3 Quarters	0-9	Without a 300-Yard Passer	5-10
Winning Coin Toss	4-3	Allowing a 300-Yard (net) Passer	0-1
Losing Coin Toss	1-8	Not Allowing a 300-Yard (net) Passer	5-10
Decided by 7 Points or Less	4-5	Overtime	0-2
Decided By 3 Points or Less	2-2	Preseason	1-3

2008 STATISTICS

DEFENSIVE

FROM COACHES VIDEO

PLAYER	TT	SOLO	AS	SACKS	YDS LOST	INT	RET. YDS	PD	FF	FR
Lewis, Ray	160	84	76	3.5	32.5	3	43	12	1	2
Scott, Bart	104	54	50	1.5	12	0	0	5	0	0
Suggs, Terrell	102	62	40	8	69.5	2	86	11	2	1
Leonhard, Jim	85	61	24	1	7	1	35	6	0	0
Johnson, Jarret	82	46	36	5	32	0	0	4	2	1
Ngata, Haloti	77	43	34	1	8	2	8	4	0	0
Bannan, Justin	56	30	26	1	6	1	-4	3	0	0
Ivy, Corey	46	39	7	2.5	7	0	0	5	1	0
Douglas, Marques	43	24	19	0	0	0	0	0	0	0
Reed, Ed	40	32	8	1	9	9	264	14	1	2
Pryce, Trevor	35	20	15	4.5	23	0	0	6	0	0
Washington, Fabian	34	30	4	0	0	1	12	19	0	0
Walker, Frank	33	28	5	0	0	1	0	14	2	0
Rolle, Samari	27	22	5	0	0	3	5	13	1	0
McAlister, Chris	19	17	2	0	0	3	28	7	0	1
McKinney, Brandon	19	12	7	0	0	0	0	0	0	1
Landry, Dawan	14	9	5	0	0	0	0	0	0	0
McClain, Jameel	8	8	0	2.5	26.5	0	0	0	0	0
Barnes, Antwan	5	3	2	0	0	0	0	0	0	0
Greisen, Nick	5	5	0	0	0	0	0	0	0	0
Oglesby, Evan	4	4	0	0	0	0	0	0	0	1
Nakamura, Haruki	3	2	1	0	0	0	0	1	0	0
Ayanbadejo, Brendon	2	1	1	1	9	0	0	0	0	0
Jones, Edgar	1	1	0	0.5	4.5	0	0	0	0	0
Zbikowski, Tom	1	1	0	0	0	0	0	0	0	0
Stone, Daren	0	0	0	0	0	0	0	1	0	0
TOTALS	1005	638	367	33	246	26	477	125	10	9

SPECIAL TEAMS

FROM COACHES VIDEO

PLAYER	TT	SOLO	AS	FF	FR	BK
Ayanbadejo, Brendon	30	18	12	0	1	0
Zbikowski, Tom	23	19	4	1	0	0
McClain, Jameel	17	8	9	0	0	1
Nakamura, Haruki	14	11	3	0	0	0
Greisen, Nick	12	5	7	0	0	0
Barnes, Antwan	9	7	2	0	0	0
Stone, Daren	8	4	4	0	1	0
Ivy, Corey	7	7	0	0	0	0
Wilcox, Daniel	7	5	2	0	0	0
Gooden, Tavares	6	6	0	0	0	0
Jones, Edgar	6	4	2	0	1	0
Figurs, Yamon	5	4	1	0	0	0
Oglesby, Evan	5	4	1	0	0	0
Koch, Sam	3	3	0	0	0	0
Smith, Marcus	3	3	0	0	0	0
Stover, Matt	2	2	0	0	0	0
Walker, Frank	2	2	0	0	0	0
Copper, Terrance	1	1	0	0	0	0
Hauschka, Steve	1	1	0	0	0	0
Landry, Dawan	1	1	0	0	0	0
Leonhard, Jim	1	1	0	0	0	0
McCune, Robert	1	1	0	0	0	0
Martin, Derrick	1	1	0	0	0	0
TOTALS	165	118	47	1	3	1

TOP THREE

SOLO	SACKS	FF	FR	PD
84 Ray Lewis	8 Terrell Suggs	2 3 Players	2 Ray Lewis	19 Fabian Washington
62 Terrell Suggs	5 Jarret Johnson	1 4 Players	2 Ed Reed	14 Ed Reed
61 Jim Leonhard	4.5 Trevor Pryce		1 5 Players	14 Frank Walker

USUAL STARTERS

OFFENSE		DEFENSE	
WR 89	Mark Clayton	LDT 94	Justin Bannan
LT 71	Jared Gaither	NT 92	Haloti Ngata
LG 66	Ben Grubbs	RDT 90	Trevor Pryce
C 60	Jason Brown	LOLB 95	Jarret Johnson
RG 65	Chris Chester	LILB 52	Ray Lewis
RT 79	Willie Anderson	RILB 57	Bart Scott
TE 86	Todd Heap	ROLB 55	Terrell Suggs
WR 85	Derrick Mason	LCB 31	Fabian Washington
QB 5	Joe Flacco	RCB 22	Samari Rolle
RB 23	Willis McGahee	SS 36	Jim Leonhard
FB 33	LeRon McClain	FS 20	Ed Reed

COACHES

John Harbaugh, Head Coach; **Rex Ryan**, Asst. Head Coach/Defensive Coordinator; **Cam Cameron**, Offensive Coordinator; **Jerry Rosburg**, Special Teams Coordinator; **Clarence Brooks**, Defensive Line; **Mark Carrier**, Defensive Backs; **John Dunn**, Asst. Strength and Conditioning; **Vic Fangio**, Special Assistant to the Head Coach/Defense; **Wade Harman**, Tight Ends; **Jim Hostler**, Wide Receivers; **Hue Jackson**, Quarterbacks; **Marwan Maalouf**, Assistant Special Teams; **John Matsko**, Offensive Line; **Greg Mattison**, Linebackers; **Andy Moeller**, Assistant Offensive Line; **Wilbert Montgomery**, Running Backs; **Chuck Pagano**, Secondary; **Mike Pettine**, Outside Linebackers; **Bob Rogucki**, Strength and Conditioning; **Craig Ver Steeg**, Offensive Assistant

RAVENS HONOR ROLL

Pro Bowl: ST Brendon Ayanbadejo, LB Ray Lewis (starter), FB LeRon McClain (starter), S Ed Reed (starter), OLB Terrell Suggs
Pro Bowl Alternates: DT Haloti Ngata (1st); LB Bart Scott (2nd); WR Derrick Mason (3rd)
Diet Pepsi Rookie of the Year: QB Joe Flacco
USA Today's All-Joe Team: C Jason Brown, P Sam Koch, T Jared Gaither, DT Haloti Ngata
NFL Players of the Month: QB Joe Flacco (Rookie, November) - Offense, S Ed Reed (December) - Defense
NFL Players of the Week: QB Joe Flacco (Week 9) - Offense, P Sam Koch (Week 16) - Special Teams, LB Ray Lewis (Week 10) - Defense, S Ed Reed (Weeks 12, 14) - Defense, OLB Terrell Suggs (Week 7) - Defense
Ed Block Courage Award: S Ed Reed
Ravens Roost Unsung Hero: C Jason Brown
Ravens Roost Extra Effort: P Sam Koch
Ravens Nest Player of the Year: WR Derrick Mason

SEASON TRENDS

	Reg.	Post.		Reg.	Post.
Record	11-5	2-1	When Scoring First	8-2	0-0
vs. AFC North	4-2	0-1	When Not Scoring First	3-3	2-1
vs. AFC	8-4	2-1	Positive Turnover Ratio	11-3	2-0
vs. NFC	3-1	0-0	Negative Turnover Ratio	0-2	0-1
Home	6-2	0-0	Winning Penalty Ratio	8-2	1-0
Away	5-3	2-1	Losing Penalty Ratio	3-3	1-0
On Grass	3-1	2-1	Overtime	0-1	0-0
Artificial Turf	8-4	0-0	Preseason	1-3	N/A
Outdoors	9-4	2-1	With a 100-Yard Rusher	4-0	0-0
Indoors	2-1	0-0	With a 100-Yard Receiver	3-1	0-0
Leading at Halftime	9-2	1-0	Without a 100-yard Rusher	7-5	2-1
Trailing at Halftime	1-2	0-1	Without a 100-yard Receiver	8-4	2-1
Tied at Halftime	1-1	1-0	When Allowing a 100-Yard Rusher	0-0	0-0
Tied After 3 Quarters	0-0	1-0	When Not Allowing a 100-Yard Rusher	11-5	2-1
Leading After 3 Quarters	10-2	1-0	When Allowing a 100-Yard Receiver	0-2	1-0
Trailing After 3 Quarters	1-3	0-1	When Not Allowing a 100-Yard Receiver	11-3	1-1
Winning Coin Toss	1-3	0-1	With a 300-Yard Passer	0-0	0-0
Losing Coin Toss	10-2	2-0	Without a 300-Yard Passer	11-5	2-1
Decided by 7 Points or less	1-3	1-0	When Allowing a 300-Yard Passer	0-0	0-0
Decided by 3 Points or less	0-2	1-0	When Not Allowing a 300-Yard Passer	11-5	2-1

2012 STATISTICS

DEFENSIVE STATISTICS

PLAYER	TT	SOLO	AS	YDS		RET.		FF	FR	
				SACKS	LOST	INT	YDS			PD
Pollard, Bernard	98	71	27	2	14	1	0	6	0	0
Ellerbe, Dannell	89	66	23	4.5	29.5	0	0	2	0	0
McClain, Jameel	79	57	22	0	0	0	0	3	0	0
Williams, Cary	75	67	8	1	9	4	90	17	0	0
Reed, Ed	58	49	9	0	0	4	78	15	0	3
Lewis, Ray	57	44	13	1	0	0	0	1	1	1
Upshaw, Courtney	55	34	21	1.5	10	0	0	2	0	2
Graham, Corey	54	36	18	0	0	2	20	8	0	0
Ngata, Haloti	51	33	18	5	50	0	0	1	0	0
Jones, Arthur	47	27	20	4.5	29.5	0	0	0	1	0
Kruger, Paul	42	30	12	9	46	1	0	6	1	1
McClellan, Albert	42	29	13	1	11	0	0	2	0	2
Bynes, Josh	31	18	13	0	0	0	0	2	0	0
Smith, Jimmy	31	27	4	0	0	0	0	3	0	0
Ayanbadejo, Brendon	30	16	14	1	7	0	0	1	0	0
Kemoeatu, Ma'ake	29	15	14	1	1	0	0	2	1	0
Cody, Terrence	25	12	13	0	0	0	0	1	0	0
Webb, Lardarius	25	24	1	0	0	1	8	6	1	1
Suggs, Terrell	22	17	5	2	15	0	0	4	0	0
McPhee, Pernell	21	18	3	1.5	12	0	0	0	0	0
Ihedigbo, James	19	12	7	1	7	0	0	1	0	0
Brown, Chykie	14	12	2	0	0	0	0	6	0	0
Tyson, DeAngelo	11	3	8	0	0	0	0	2	0	0
Johnson, Chris	7	7	0	0	0	0	0	0	1	0
Brown, Omar	3	2	1	1	9	0	0	0	0	0
Hall, Bryan	3	1	2	0	0	0	0	0	0	0
Considine, Sean	2	1	1	0	0	0	0	0	0	0
Kindle, Sergio	1	1	0	0	0	0	0	0	0	0
Totals	1021	729	292	37	250	13	196	91	6	10

SPECIAL TEAMS STATISTICS

PLAYER	TT	SOLO	AS	FF	FR	BK
Allen, Anthony	12	11	1	0	0	0
Brown, Chykie	11	9	2	0	0	0
Considine, Sean	7	6	1	0	0	0
McCellan, Albert	7	7	0	1	0	0
Graham, Corey	6	6	0	0	0	0
Ihedigbo, James	6	6	0	0	0	0
Upshaw, Courtney	5	4	1	1	0	0
Williams, LaQuan	5	4	1	0	0	0
Reed, David	4	3	1	0	0	0
Bynes, Josh	3	1	2	0	0	0
Ellerbe, Dannell	3	3	0	1	0	0
Koch, Sam	3	2	1	0	0	0
Smith, Jimmy	3	3	0	0	0	0
Cox, Morgan	2	1	1	0	0	0
Dickson, Ed	1	1	0	0	0	0
Hamilton, Adrian	1	1	0	0	0	0
Jackson, Asa	1	1	0	0	0	0
Levine, Anthony	1	1	0	0	0	0
Tucker, Justin	1	1	0	0	0	0
Brown, Omar	0	0	0	0	1	0
McClain, Jameel	0	0	0	0	1	0
Totals	96	83	13	3	3	0

Defensive and special teams statistics reflect press box stats.

RAVENS COACHES

John Harbaugh, Head Coach; **Jerry Rosburg**, Assistant Head Coach/Special Teams Coordinator; **Jim Caldwell**, Offensive Coordinator; **Dean Pees**, Defensive Coordinator; **Teryl Austin**, Secondary; **Juney Barnett**, Assistant Strength and Conditioning; **Clarence Brooks**, Defensive Line; **Jason Brooks**, Offensive Quality Control; **Randy Brown**, Kicking Consultant; **Juan Castillo**, Special Consultant; **Wade Harman**, Tight Ends; **Chris Hewitt**, Assistant Special Teams; **Jim Hostler**, Wide Receivers; **Don Martindale**, Inside Linebackers; **Andy Moeller**, Offensive Line; **Ted Monachino**, Linebackers; **Wilbert Montgomery**, Running Backs; **Bob Rogucki**, Strength and Conditioning; **Craig Ver Steeg**, Senior Offensive Assistant; **Todd Washington**, Assistant Offensive Line; **Matt Weiss**, Defensive Quality Control

RAVENS HONOR ROLL

AP All-Pro: WR/RS Jacoby Jones (1st Team), FB Vonta Leach (1st Team), DT Haloti Ngata (2nd Team), G Marshal Yanda (2nd Team)

Pro Bowl: WR/RS Jacoby Jones (starter), FB Vonta Leach (starter), DT Haloti Ngata, S Ed Reed (starter), RB Ray Rice, G Marshal Yanda (starter)

Super Bowl XLVII MVP: QB Joe Flacco

Pro Football Weekly/PFWA's All-NFL Team: WR/RS Jacoby Jones, G Marshal Yanda

AFC Players of the Week:

QB Joe Flacco (Week 1) - Offense
WR/RS Jacoby Jones (Week 6) - Special Teams
RB Ray Rice (Week 16) - Offense

AFC Player of the Month:

WR/RS Jacoby Jones (Special Teams, November)

NFL Play of the Year:

RB Ray Rice's 4th-and-29 conversion at SD

USA Today All-Joe Team:

QB Joe Flacco, S Bernard Pollard, K Justin Tucker

Ed Block Courage Award: OLB Terrell Suggs

Ravens Roost Unsung Hero: K Justin Tucker

Ravens Roost Extra Effort: CB Corey Graham

BALTIMORE RAVENS 2012 SEASON REVIEW

	Reg.	Post.		Reg.	Post.
Record	10-6	4-0	When Scoring First	7-2	2-0
vs. AFC North	4-2	0-0	When Not Scoring First	3-4	2-0
vs. AFC	8-4	3-0	Positive or even Turnover Ratio	9-2	4-0
vs. NFC	2-2	1-0	Negative Turnover Ratio	1-4	0-0
Home	6-2	1-0	Winning Penalty Ratio	4-2	2-0
Away	4-4	2-0	Losing Penalty Ratio	6-2	2-0
On Grass	4-3	1-0	Overtime	1-1	1-0
Artificial Turf	6-3	3-0	With a 100-Yard Rusher	3-1	2-0
Outdoors	10-5	3-0	Without a 100-yard Rusher	7-5	2-0
Indoors	0-1	1-0	With a 100-Yard Receiver	3-1	2-0
Leading at Halftime	7-3	2-0	Without a 100-yard Receiver	7-5	2-0
Tied at Halftime	1-1	1-0	With a 300-Yard Passer	5-0	1-0
Trailing at Halftime	2-2	1-0	Without a 300-Yard Passer	5-6	3-0
Leading After 3 Quarters	8-2	3-0	When Allowing a 100-Yard Rusher	2-2	1-0
Tied After 3 Quarters	0-1	1-0	When Not Allowing a 100-Yard Rusher	8-4	3-0
Trailing After 3 Quarters	2-3	0-0	When Allowing a 100-Yard Receiver	1-2	2-0
Decided by 7 Points or less	6-4	2-0	When Not Allowing a 100-Yard Receiver	9-4	2-0
Decided by 3 Points or less	5-3	2-0	When Allowing a 300-Yard Passer	3-1	2-0
			When Not Allowing a 300-Yard Passer	7-5	2-0

2013 STATISTICS

DEFENSIVE STATISTICS

PLAYER	TT	SOLO	AS	SACKS	YDS LOST	INT	RET. YDS	PD	FF	FR
Smith, Daryl	123	57	66	5	43.5	3*	41	19	2	0
Ihedigbo, James	99	62	37	0	0	3	54	11	2	1
Suggs, Terrell	80	47	33	10	48	0	0	0	0	1
Elam, Matt	76	53	23	0	0	1	18	3	0	2
Webb, Lardarius	74	63	11	0	0	2	19	22	0	0
Graham, Corey	68	51	17	1	0	4	28	12	1	0
Smith, Jimmy	58	49	9	0	0	2	0	16	2	0
Jones, Arthur	53	28	25	4	27	0	0	0	0	0
Ngata, Haloti	52	23	29	1.5	12	0	0	3	0	0
McClain, Jameel	50	27	23	0	0	0	0	0	1	0
Bynes, Josh	41	19	22	0	0	0	0	3	0	0
Dumervil, Elvis	31	18	13	9.5	64	0	0	3	2	0
Canty, Chris	30	20	10	2	22	0	0	4	2	0
Upshaw, Courtney	29	18	11	1.5	13	0	0	2	0	0
McPhee, Pernell	21	13	8	2	13	0	0	1	1	0
Cody, Terrence	15	7	8	0	0	0	0	0	0	0
Brown, Arthur	12	8	4	0.5	4.5	0	0	0	1	0
Spears, Marcus	10	5	5	0	0	0	0	0	0	0
Tyson, DeAngelo	10	9	1	2	5	1	0	1	0	0
Williams, Brandon	6	3	3	1	5	0	0	0	0	1
Huff, Michael	4	3	1	0	0	0	0	0	0	0
Brown, Chykie	2	1	1	0	0	0	0	1	0	0
Miles, Jeromy	1	1	0	0	0	0	0	0	0	0
Totals	945	585	360	40	257	16	160	101	14	5

SPECIAL TEAMS STATISTICS

PLAYER	TT	SOLO	AS	FF	FR	BK
McClellan, Albert	12	12	0	0	0	0
Levine, Anthony	11	10	1	0	0	0
Brown, Chykie	8	7	1	0	0	0
Miles, Jeromy	8	8	0	0	0	0
Trawick, Brynden	8	8	0	0	0	0
Graham, Corey	5	4	1	0	0	0
Juszcyk, Kyle	5	3	2	0	1	0
Bynes, Josh	4	3	1	0	0	0
Simon, John	4	4	0	0	0	0
Brown, Arthur	3	3	0	0	0	0
Dickson, Ed	3	2	1	0	0	0
Bajema, Billy	2	2	0	0	0	0
Cox, Morgan	2	2	0	0	1	0
Huff, Michael	2	2	0	0	0	0
Ihedigbo, James	2	1	1	0	1	0
McClain, Jameel	2	2	0	0	0	0
Doss, Tandon	1	1	0	0	0	0
Elam, Matt	1	1	0	0	0	0
Koch, Sam	1	1	0	0	0	0
Upshaw, Courtney	1	1	0	0	0	0
Totals	85	77	8	0	3	0

Defensive and special teams statistics reflect press box stats.

*Daryl Smith returned an INT 37 yards for a TD vs. Hou. (9/22)

RAVENS COACHES

John Harbaugh, Head Coach; **Jerry Rosburg**, Assistant Head Coach/Special Teams Coordinator; **Jim Caldwell**, Offensive Coordinator; **Dean Pees**, Defensive Coordinator; **Teryl Austin**, Secondary; **Juney Barnett**, Assistant Strength and Conditioning; **Clarence Brooks**, Defensive Line; **Randy Brown**, Kicking Consultant; **Juan Castillo**, Run Game Coordinator; **Jay Harbaugh**, Offensive Quality Control; **Wade Harman**, Tight Ends; **Chris Hewitt**, Assistant Special Teams; **Jim Hostler**, Wide Receivers; **Don Martindale**, Inside Linebackers; **Andy Moeller**, Offensive Line; **Ted Monachino**, Linebackers; **Wilbert Montgomery**, Running Backs; **Bob Rogucki**, Strength and Conditioning; **Steve Spagnuolo**, Senior Defensive Assistant; **Craig Ver Steeg**, Senior Offensive Assistant; **Todd Washington**, Assistant Offensive Line; **Matt Weiss**, Defensive Quality Control

RAVENS HONOR ROLL

AP All-Pro: K Justin Tucker (1st Team)

PFWA All-Pro:
K Justin Tucker (1st Team)

Sporting News All-Pro:
K Justin Tucker, G Marshal Yanda (1st Teams)

Pro Bowl: DT Haloti Ngata, OLB Terrell Suggs, K Justin Tucker, G Marshal Yanda

USA Today All-Joe Team:
CB Lardarius Webb

AFC Players of the Week:

K Justin Tucker (Week 10) - Special Teams
K Justin Tucker (Week 12) - Special Teams
K Justin Tucker (Week 15) - Special Teams

AFC Player of the Month:

K Justin Tucker (Special Teams, November)

Pepsi NEXT Rookie of the Week (Week 14):
WR Marlon Brown

GMC Never Say Never Moment of the Week (Week 14):
QB Joe Flacco

GMC Never Say Never Moment of the Week (Week 15):
K Justin Tucker

Ed Block Courage Award:
LB Jameel McClain

Ravens Roost Unsung Hero:
S James Ihedigbo

Ravens Roost Extra Effort:
WR Marlon Brown

BALTIMORE RAVENS 2013 SEASON REVIEW

	Record
Record	8-8
vs. AFC North	3-3
vs. AFC	6-6
vs. NFC	2-2
Home	6-2
Away	2-6
On Grass	1-4
Artificial Turf	7-4
Outdoors	7-8
Indoors	1-0
Leading at Halftime	6-2
Tied at Halftime	0-0
Trailing at Halftime	2-6
Leading After 3 Quarters	8-1
Tied After 3 Quarters	0-0
Trailing After 3 Quarters	0-7
Decided by 7 Points or less	5-5
Decided by 3 Points or less	5-4
When Scoring First	4-3
When Not Scoring First	4-5

	Record
Positive or Even Turnover Ratio	5-4
Negative Turnover Ratio	3-4
Winning Penalty Ratio	6-5
Losing Penalty Ratio	2-3
Overtime	1-1
With a 100-Yard Rusher	0-1
Without a 100-yard Rusher	8-7
With a 100-Yard Receiver	2-1
Without a 100-yard Receiver	6-7
With a 300-Yard Passer	0-3
Without a 300-Yard Passer	8-5
When Allowing a 100-Yard Rusher	0-1
When Not Allowing a 100-Yard Rusher	8-7
When Allowing a 100-Yard Receiver	3-3
When Not Allowing a 100-Yard Receiver	5-5
When Allowing a 300-Yard Passer	1-2
When Not Allowing a 300-Yard Passer	7-6
When Recording 3 or more sacks	5-4
When Holding an Opponent Under 250 Net Yards	1-0
When Holding an Opponent Under 21 Points	6-2
When Holding an Opponent Under 15 Points	4-0



2014 STATISTICS

DEFENSIVE STATISTICS

PLAYER	TT	SOLO	AS	YDS		RET.				
				SACKS	LOST	INT	YDS	PD	FF	FR
Mosley, C.J.	129	85	44	3	16	2	23	8	1	1
Smith, Daryl	127	67	60	1	7	1	0	9	2	1
Suggs, Terrell	61	36	25	12	87	0	0	1	0	1
Stewart, Darian	53	37	16	0	0	1	0	4	1	0
Williams, Brandon	48	25	23	0.5	4.5	0	0	0	2	1
Elam, Matt	47	29	18	0.5	3	0	0	5	1	0
Webb, Lardarius	46	36	10	0	0	1	0	8	0	0
Upshaw, Courtney	42	25	17	0	0	0	0	1	0	0
Hill, Will	39	27	12	0	0	1*	44	4	0	0
Dumervil, Elvis	35	24	11	17	127.5	0	0	1	2	1
Canty, Chris	33	13	20	0.5	3	0	0	2	1	0
Ngata, Haloti	32	19	13	2	28	2	16	7	2	0
Smith, Jimmy	28	22	6	0	0	1	31	8	0	0
Jackson, Asa	27	22	5	0	0	0	0	3	0	0
McPhee, Pernell	27	17	10	7.5	50	0	0	4	1	0
Jernigan, Timmy	23	11	12	4	27	0	0	0	0	0
Levine, Anthony	23	16	7	0	0	0	0	4	0	0
Miles, Jeremy	23	14	9	0	0	1	6	1	0	1
Tyson, DeAngelo	21	7	14	1	9	0	0	0	0	2
Brooks, Terrence	19	16	3	0	0	0	0	2	0	1
Melvin, Rashaan	17	13	4	0	0	0	0	1	1	0
Gorrer, Danny	16	16	0	0	0	1	15	1	0	0
Guy, Lawrence	16	2	14	0	0	0	0	1	0	1
Franks, Dominique	13	12	1	0	0	0	0	5	0	0
Brown, Chykie	9	8	1	0	0	0	0	0	0	0
McClellan, Albert	4	1	3	0	0	0	0	0	0	0
Bilukidi, Christo	3	0	3	0	0	0	0	0	0	0
Trawick, Brynden	3	2	1	0	0	0	0	0	0	0
Walker, Casey	1	0	1	0	0	0	0	0	0	0
Orr, Zachary	1	0	1	0	0	0	0	0	0	0
Totals	966	602	364	49	362	11	135	80	14	10

SPECIAL TEAMS STATISTICS

PLAYER	TT	SOLO	AS	FF	FR	BK
McClellan, Albert	13	11	2	1	1	0
Orr, Zachary	7	6	1	0	0	0
Levine, Anthony	6	5	1	0	0	0
Miles, Jeremy	5	5	0	1	0	1
Aiken, Kamar	4	2	2	0	0	0
Mosley, C.J.	4	3	1	0	0	0
Taliaferro, Lorenzo	4	3	1	0	0	0
Trawick, Brynden	4	3	1	0	0	0
Juszczak, Kyle	3	3	0	0	0	0
Elam, Matt	2	2	0	0	0	0
Hill, Will	2	2	0	0	0	0
Brown, Marlon	1	1	0	0	0	0
Gorrer, Danny	1	1	0	0	0	0
Jackson, Asa	1	0	1	0	0	1
Urschel, John	1	1	0	0	0	0
Webb, Lardarius	1	0	1	0	0	0
Stewart, Darian	0	0	0	0	0	1
Totals	59	48	11	2	1	3

Defensive and special teams statistics reflect press box stats.

RAVENS COACHES

John Harbaugh, Head Coach; **Jerry Rosburg**, Special Teams Coordinator/Associate Head Coach; **Gary Kubiak**, Offensive Coordinator; **Dean Pees**, Defensive Coordinator; **Juney Barnett**, Assistant Strength and Conditioning; **Clarence Brooks**, Defensive Line; **Randy Brown**, Kicking Consultant; **Juan Castillo**, Offensive Line; **Billy DeLorbe**, Cross Training Specialist; **Rick Dennison**, Quarterbacks; **Bobby Ingram**, Wide Receivers; **Thomas Hammock**, Running Backs; **Jay Harbaugh**, Offensive Quality Control; **Chris Hewitt**, Assistant Secondary Coach; **Don Martindale**, Inside Linebackers; **Ted Monachino**, Linebackers; **Brian Pariani**, Tight Ends; **Bob Rogucki**, Strength and Conditioning; **Steve Spagnuolo**, Secondary/Assistant Head Coach; **Craig Ver Steeg**, Senior Offensive Assistant; **Todd Washington**, Assistant Offensive Line; **Matt Weiss**, Defensive Quality Control/Linebackers Assistant

*Will Hill returned an INT 44 yards for a TD at NO (11/24)

RAVENS HONOR ROLL

AP All-Pro:

OLB Elvis Dumervil (1st Team)
LB C.J. Mosley (2nd Team)
DT Haloti Ngata (2nd Team)
G/T Marshal Yanda (1st Team)

PFWA Awards:

RB Justin Forsett (All-AFC)
DT Timmy Jernigan (All-Rookie)
LB C.J. Mosley (All-AFC, All-Rookie)
G/T Marshal Yanda (All-NFL, All-AFC)

Sporting News All-Pro:

WR/RS Jacoby Jones (1st Team)
G/T Marshal Yanda (1st Team)

Pro Bowl: OLB Elvis Dumervil, RB Justin Forsett, LB C.J. Mosley, G/T Marshal Yanda

AFC Players of the Week:

OLB Elvis Dumervil (Week 14) - Defense
QB Joe Flacco (Week 6) - Offense
RB Justin Forsett (Week 10, Week 12) - Offense
K Justin Tucker (Week 3) - Special Teams

AFC Player of the Month:

K Justin Tucker (November) - Special Teams

FedEx Air NFL Player of the Week:

QB Joe Flacco (Week 6, Week 17)

NFL Defensive Rookie of the Month:

LB C.J. Mosley (October, December)

Ed Block Courage Award:

CB/RS Lardarius Webb

Ravens Roost Unsung Hero:

RB Justin Forsett

Ravens Roost Extra Effort:

DT Brandon Williams

SEASON TRENDS

	Record
Record	10-6
vs. AFC North	3-3
vs. AFC	6-6
vs. NFC	4-0
Home	6-2
Away	4-4
On Grass	3-2
Artificial Turf	7-4
Outdoors	9-5
Indoors	1-1
Leading at Halftime	5-1
Tied at Halftime	2-0
Trailing at Halftime	3-5
Leading After 3 Quarters	8-1
Tied After 3 Quarters	0-0
Trailing After 3 Quarters	2-5
Decided by 7 Points or less	2-4
Decided by 3 Points or less	1-3
When Scoring First	8-2
When Not Scoring First	2-4

	Record
Positive or Even Turnover Ratio	7-3
Negative Turnover Ratio	3-3
Winning Penalty Ratio	4-2
Losing Penalty Ratio	6-3
Overtime	0-0
With a 100-Yard Rusher	4-1
Without a 100-yard Rusher	6-5
With a 100-Yard Receiver	3-1
Without a 100-yard Receiver	7-5
With a 300-Yard Passer	3-2
Without a 300-Yard Passer	7-4
When Allowing a 100-Yard Rusher	0-0
When Not Allowing a 100-Yard Rusher	10-6
When Allowing a 100-Yard Receiver	1-4
When Not Allowing a 100-Yard Receiver	9-2
When Allowing a 300-Yard Passer	2-4
When Not Allowing a 300-Yard Passer	8-2
When Recording 3 or more sacks	7-1
When Holding an Opponent Under 250 Net Yards	3-0
When Holding an Opponent Under 21 Points	8-1
When Holding an Opponent Under 15 Points	7-0

THE RAVENS & SHAW SPORTS TURF

BUILDING A
**WINNING
TRADITION
TOGETHER**
— SINCE 2003. —



“ FOR MYSELF AND THE RAVENS, **SHAW SPORTS TURF PROVIDES THE BEST PRODUCT ON THE MARKET.** WE’VE LOOKED AT, TRIED, AND TESTED MANY OF THE OTHER ARTIFICIAL TURF SYSTEMS. THE PERFORMANCE OF THEIR PRODUCT AND THEIR RESPONSIVENESS TO OUR NEEDS KEEPS US COMING BACK TO SHAW SPORTS TURF. ”

shaw[™]
SPORTS TURF 

DON FOLLETT

Senior Director of Fields & Grounds
Baltimore Ravens



Terrell Suggs



Justin Tucker

ALL-TIME RANKINGS: OFFENSE

YARDS PER GAME AVERAGE	RUSHING YARDS/ ATTEMPT	PCT. HAD INTERCEPTED	3RD DOWN EFFICIENCY	KICK RETURN AVERAGE	POINTS PER GAME AVERAGE
2015 - 14th (359.3)	2015 - 24th (3.9)	2015 - 29th (3.1%)	2015 - 23rd (37.6%)	2015 - 7th (25.2)	2015 - 25th (20.5)
2014 - 12th (364.9)	2014 - 7th (4.5)	2014 - 10th (2.2%)	2014 - 14th (41.0%)	2014 - 1st (28.3)	2014 - 8th (25.6)
2013 - 29th (307.4)	2013 - 32nd (3.1)	2013 - 28th (3.7%)	2013 - 20th (36.4%)	2013 - 2nd (26.4)	2013 - 25th (20.0)
2012 - 16th (352.5)	2012 - 12th (4.3)	2012 - 6th (2.0%)	2012 - 20thT (36.9%)	2012 - 1st (27.3)	2012 - 10th (24.9)
2011 - 15th (338.7)	2011 - 12th (4.3)	2011 - 9th (2.2%)	2011 - 7th (42.4%)	2011 - 9th (24.9)	2011 - 12th (23.6)
2010 - 22nd (322.9)	2010 - 28th (3.8)	2010 - 6th (2.0%)	2010 - 16th (39.0%)	2010 - 6th (24.7)	2010 - 16th (22.3)
2009 - 13th (351.2)	2009 - 4th (4.7)	2009 - 10th (2.5%)	2009 - 11thT (41.6%)	2009 - 2nd (26.2)	2009 - 9th (24.4)
2008 - 18th (324.0)	2008 - 22nd (4.0)	2008 - 16th (2.8%)	2008 - 15th (40.9%)	2008 - 31st (20.1)	2008 - 11th (24.1)
2007 - 22nd (302.0)	2007 - 17th (4.0)	2007 - 6th (2.5%)	2007 - 18th (38.5%)	2007 - 10th (23.5)	2007 - 24th (17.2)
2006 - 17th (317.0)	2006 - 31st (3.4)	2006 - 10th (2.7%)	2006 - 9th (41.2%)	2006 - 10th (23.2)	2006 - 12thT (22.1)
2005 - 24th (293.3)	2005 - 27th (3.6)	2005 - 28th (3.7%)	2005 - 16th (39.1%)	2005 - 22nd (21.5)	2005 - 25th (16.6)
2004 - 31st (273.4)	2004 - 15th (4.2)	2004 - 6th (2.7%)	2004 - 22nd (35.1%)	2004 - 21st (20.7)	2004 - 20th (19.8)
2003 - 21st (308.1)	2003 - 3rd (4.8)	2003 - 32nd (4.5%)	2003 - 27th (31.9%)	2003 - 15th (21.4)	2003 - 8th (24.7)
2002 - 26th (289.9)	2002 - 14th (4.2)	2002 - 15th (2.9%)	2002 - 24th (37.7%)	2002 - 19th (21.1)	2002 - 23rd (19.7)
2001 - 14th (320.3)	2001 - 25th (3.7)	2001 - 18thT (3.9%)	2001 - 19th (35.7%)	2001 - 3rd (23.6)	2001 - 18th (19.9)
2000 - 16th (313.4)	2000 - 8th (4.3)	2000 - 21st (3.8%)	2000 - 11th (40.3%)	2000 - 12th (22.3)	2000 - 14th (20.8)
1999 - 24th (298.6)	1999 - 10th (4.1)	1999 - 23rd (3.7%)	1999 - 31st (28.4%)	1999 - 19th (20.3)	1999 - 14th (20.3)
1998 - 26th (281.1)	1998 - 15th (4.0)	1998 - 16th (3.1%)	1998 - 28th (30.9%)	1998 - 4th (24.6)	1998 - 26th (16.8)
1997 - 9th (330.7)	1997 - 19th (3.8)	1997 - 13th (2.7%)	1997 - 20th (36.1%)	1997 - 27th (20.2)	1997 - 16th (20.4)
1996 - 3rd (357.7)	1996 - 7th (4.2)	1996 - 19th (3.5%)	1996 - 3rd (43.8%)	1996 - 26th (20.2)	1996 - 6th (23.2)

YARDS PER PLAY AVERAGE	PASS NET YARDS/ GAME	SACKS PER PASS PLAY	4TH DOWN EFFICIENCY	GROSS PUNTING AVERAGE	FIELD GOAL PERCENTAGE
2015 - 22nd (5.3)	2015 - 8th (266.9)	2015 - 1st (.034)	2015 - 15thT (50.0%)	2015 - 7th (46.7)	2015 - 21st (82.5%)
2014 - 9th (5.7)	2014 - 13th (238.7)	2014 - 2nd (.033)	2014 - 11thT (50.0%)	2014 - 1st (47.4)	2014 - 15th (85.3%)
2013 - 32nd (4.5)	2013 - 18th (224.4)	2013 - 20th (.072)	2013 - 22nd (37.5%)	2013 - 13th (45.5)	2013 - 6thT (92.7%)
2012 - 16th (5.4)	2012 - 15th (233.7)	2012 - 17th (.063)	2012 - 22nd (42.9%)	2012 - 8th (47.1)	2012 - 6th (90.9%)
2011 - 18th (5.2)	2011 - 19th (213.9)	2011 - 13th (.057)	2011 - 6thT (57.1%)	2011 - 9th (46.5)	2011 - 26th (76.9%)
2010 - 23rd (5.1)	2010 - 20th (208.4)	2010 - 25th (.075)	2010 - 21stT (40.0%)	2010 - 16th (43.6)	2010 - 6th (89.7%)
2009 - 14th (5.5)	2009 - 18th (213.7)	2009 - 20th (.066)	2009 - 19th (46.2%)	2009 - 19th (43.1)	2009 - 27th (70.0%)
2008 - 25th (4.9)	2008 - 28th (175.5)	2008 - 22nd (.071)	2008 - 6th (63.6%)	2008 - 8th (45.0)	2008 - 24thT (80.0%)
2007 - 28th (4.6)	2007 - 23rd (189.7)	2007 - 19th (.065)	2007 - 13th (52.4%)	2007 - 15th (43.0)	2007 - 17th (84.4%)
2006 - 22nd (5.0)	2006 - 11th (214.7)	2006 - 2nd (.031)	2006 - 2nd (72.7%)	2006 - 18th (43.0)	2006 - 1st (93.3%)
2005 - 27th (4.4)	2005 - 22nd (193.0)	2005 - 20th (.069)	2005 - 9th (57.9%)	2005 - 16th (42.8)	2005 - 9th (85.7%)
2004 - 28th (4.4)	2004 - 31st (144.5)	2004 - 19th (.070)	2004 - 30th (26.7%)	2004 - 22nd (40.6)	2004 - 3rd (90.6%)
2003 - 18th (5.1)	2003 - 32nd (140.9)	2003 - 31st (.092)	2003 - 4th (63.6%)	2003 - 17th (40.8)	2003 - 9th (85.0%)
2002 - 25th (4.9)	2002 - 27th (177.9)	2002 - 26th (.079)	2002 - 15th (53.8%)	2002 - 19th (40.5)	2002 - 10th (80.7%)
2001 - 23rd (4.7)	2001 - 16th (207.1)	2001 - 14th (.067)	2001 - 30th (23.1%)	2001 - 31st (38.0)	2001 - 5th (85.7%)
2000 - 21st (4.7)	2000 - 22nd (175.9)	2000 - 21st (.079)	2000 - 31st (16.7%)	2000 - 20th (40.2)	2000 - 4th (89.7%)
1999 - 24th (4.6)	1999 - 25th (189.0)	1999 - 27th (.093)	1999 - 28th (27.3%)	1999 - 13th (41.9)	1999 - 7th (84.8%)
1998 - 19th (4.9)	1998 - 25th (179.3)	1998 - 19th (.079)	1998 - 18thT (40.0%)	1998 - 16th (42.9)	1998 - 21stT (75.0%)
1997 - 12th (5.1)	1997 - 5th (231.4)	1997 - 8th (.059)	1997 - 7thT (57.1%)	1997 - 14th (42.7)	1997 - 19thT (76.5%)
1996 - 1st (5.6)	1996 - 2nd (248.6)	1996 - 14th (.063)	1996 - 25thT (40.0%)	1996 - 14th (43.2)	1996 - 22nd (76.0%)

RUSHING YARDS/ GAME	NET YARDS PER PASS PLAY	1ST DOWNS PER GAME	PUNT RETURN AVERAGE	NET PUNTING AVERAGE
2015 - 26th (92.4)	2015 - 22nd (6.1)	2015 - 16th (20.2)	2015 - 3rd (11.3)	2015 - 2nd (42.9)
2014 - 8th (126.2)	2014 - 12th (6.7)	2014 - 10th (21.6)	2014 - 14th (9.1)	2014 - 1st (43.3)
2013 - 30th (83.0)	2013 - 30th (5.4)	2013 - 24th (18.4)	2013 - 3rd (14.2)	2013 - 22nd (38.9)
2012 - 11th (118.8)	2012 - 15th (6.2)	2012 - 15th (19.6)	2012 - 16th (9.4)	2012 - 6th (40.8)
2011 - 10th (124.8)	2011 - 19th (6.3)	2011 - 15thT (19.5)	2011 - 19th (9.6)	2011 - 18th (38.6)
2010 - 14th (114.4)	2010 - 13th (6.8)	2010 - 18th (18.9)	2010 - 24th (7.4)	2010 - 4th (39.2)
2009 - 5th (137.5)	2009 - 13th (6.7)	2009 - 13th (20.0)	2009 - 20th (7.4)	2009 - 19th (37.3)
2008 - 4th (148.5)	2008 - 17th (6.5)	2008 - 14th (18.8)	2008 - 19th (8.6)	2008 - 5th (39.9)
2007 - 16th (112.3)	2007 - 29th (5.4)	2007 - 20th (18.2)	2007 - 9th (9.7)	2007 - 24th (35.5)
2006 - 25th (102.3)	2006 - 8th (6.6)	2006 - 22ndT (17.6)	2006 - 25thT (7.8)	2006 - 10th (37.6)
2005 - 21st (100.3)	2005 - 27th (5.5)	2005 - 19th (17.9)	2005 - 1st (11.1)	2005 - 24th (35.2)
2004 - 9th (128.9)	2004 - 31st (5.0)	2004 - 30th (16.3)	2004 - 7th (10.3)	2004 - 23rd (34.6)
2003 - 1st (167.1)	2003 - 27th (5.4)	2003 - 27th (16.2)	2003 - 24th (7.7)	2003 - 11th (34.9)
2002 - 16th (112.0)	2002 - 25th (5.9)	2002 - 27th (16.3)	2002 - 8th (11.8)	2002 - 20th (32.9)
2001 - 11th (113.1)	2001 - 20th (5.9)	2001 - 8th (18.7)	2001 - 5th (11.7)	2001 - 29th (32.9)
2000 - 5th (137.4)	2000 - 24th (5.6)	2000 - 18th (18.0)	2000 - 1st (15.8)	2000 - 21st (33.9)
1999 - 16th (109.6)	1999 - 28th (5.5)	1999 - 27th (16.2)	1999 - 24th (7.7)	1999 - 15th (35.1)
1998 - 20th (101.8)	1998 - 21st (6.0)	1998 - 30th (15.2)	1998 - 5th (12.6)	1998 - 6th (37.5)
1997 - 22nd (99.3)	1997 - 11th (6.3)	1997 - 17th (18.3)	1997 - 2nd (13.4)	1997 - 9th (36.6)
1996 - 14th (109.1)	1996 - 4th (7.0)	1996 - 2ndT (21.1)	1996 - 18th (9.4)	1996 - 6th (37.2)

ALL-TIME RANKINGS: DEFENSE

YARDS PER GAME AVERAGE		RUSHING YARDS/ ATTEMPT		PCT. OF PASSES INTERCEPTED		3RD DOWN EFFICIENCY		KICK RETURN AVERAGE		POINTS PER GAME AVERAGE	
2015 - 8th	(337.4)	2015 - 10th	(4.0)	2015 - 32nd	(1.1%)	2015 - 19th	(39.8%)	2015 - 23rd	(25.4)	2015 - 24th	(25.1)
2014 - 8th	(336.9)	2014 - 3rd	(3.6)	2014 - 26th	(1.8%)	2014 - 17th	(40.3%)	2014 - 14th	(23.1)	2014 - 6th	(18.9)
2013 - 12th	(335.5)	2013 - 5th	(3.8)	2013 - 12th	(2.9%)	2013 - 3rd	(33.5%)	2013 - 16th	(23.0)	2013 - 12th	(22.0)
2012 - 17th	(350.9)	2012 - 8th	(4.0)	2012 - 19th	(2.3%)	2012 - 7th	(35.8%)	2012 - 13th	(23.2)	2012 - 12thT	(21.5)
2011 - 3rd	(288.9)	2011 - 2nd	(3.5)	2011 - 19th	(2.8%)	2011 - 2nd	(32.1%)	2011 - 31st	(29.2)	2011 - 3rd	(16.6)
2010 - 10th	(318.9)	2010 - 8th	(3.9)	2010 - 13th	(3.2%)	2010 - 15th	(38.0%)	2010 - 32nd	(26.0)	2010 - 3rd	(16.9)
2009 - 3rd	(300.5)	2009 - 1st	(3.4)	2009 - 6th	(4.2%)	2009 - 11th	(36.7%)	2009 - 4th	(20.3)	2009 - 3rd	(16.3)
2008 - 2nd	(261.1)	2008 - 5th	(3.6)	2008 - 2nd	(4.9%)	2008 - 3rd	(33.5%)	2008 - 15th	(22.6)	2008 - 3rd	(15.3)
2007 - 6th	(301.6)	2007 - 1st	(2.8)	2007 - 10th	(3.5%)	2007 - 7th	(36.6%)	2007 - 24th	(23.7)	2007 - 22ndT	(24.0)
2006 - 1st	(264.1)	2006 - 2nd	(3.3)	2006 - 1st	(5.5%)	2006 - 1st	(28.8%)	2006 - 13th	(21.8)	2006 - 1st	(12.6)
2005 - 5th	(284.7)	2005 - 8th	(3.7)	2005 - 27th	(2.1%)	2005 - 10th	(36.1%)	2005 - 16th	(21.8)	2005 - 10th	(18.7)
2004 - 6th	(300.2)	2004 - 2nd	(3.6)	2004 - 3rd	(4.2%)	2004 - 8th	(34.4%)	2004 - 27th	(23.2)	2004 - 6th	(16.8)
2003 - 3rd	(281.0)	2003 - 3rd	(3.4)	2003 - 4th	(4.5%)	2003 - 2nd	(29.4%)	2003 - 16th	(21.4)	2003 - 6th	(17.6)
2002 - 22nd	(334.6)	2002 - 2nd	(3.7)	2002 - 4th	(4.4%)	2002 - 21st	(40.3%)	2002 - 25th	(22.6)	2002 - 19th	(22.1)
2001 - 2nd	(277.9)	2001 - 3rd	(3.4)	2001 - 21st	(2.9%)	2001 - 3rd	(30.8%)	2001 - 19th	(21.8)	2001 - 4th	(16.6)
2000 - 2nd	(247.9)	2000 - 1st	(2.68)	2000 - 4th	(4.4%)	2000 - 5th	(34.1%)	2000 - 10th	(21.3)	2000 - 1st	(10.3)
1999 - 2nd	(263.9)	1999 - 2nd	(3.14)	1999 - 14th	(3.5%)	1999 - 12th	(34.1%)	1999 - 16th	(21.1)	1999 - 6th	(17.3)
1998 - 22nd	(331.1)	1998 - 6th	(3.60)	1998 - 19th	(3.2%)	1998 - 22nd	(39.2%)	1998 - 10th	(20.5)	1998 - 16th	(20.9)
1997 - 25th	(335.2)	1997 - 5th	(3.60)	1997 - 14th	(3.1%)	1997 - 23rd	(40.3%)	1997 - 20th	(22.8)	1997 - 18th	(21.6)
1996 - 30th	(368.1)	1996 - 15th	(3.78)	1996 - 20th	(2.8%)	1996 - 30th	(48.2%)	1996 - 4th	(20.0)	1996 - 28th	(27.6)
YARDS PER PLAY AVERAGE		PASS NET YARDS/ GAME		SACKS PER PASS PLAY		4TH DOWN EFFICIENCY		GROSS PUNTING AVERAGE		FIELD GOAL PERCENTAGE	
2015 - 13th	(5.4)	2015 - 10th	(233.6)	2015 - 13th	(.064)	2015 - 10thT	(44.4%)	2015 - 24th	(45.9)	2015 - 14thT	(83.3%)
2014 - 8th	(5.2)	2014 - 23rd	(248.7)	2014 - 7th	(.076)	2014 - 8th	(35.7%)	2014 - 26th	(45.9)	2014 - 16th	(83.3%)
2013 - 12th	(5.2)	2013 - 12th	(230.1)	2013 - 11th	(.068)	2013 - 23rdT	(57.1%)	2013 - 22nd	(45.8)	2013 - 25th	(91.4%)
2012 - 10th	(5.2)	2012 - 17th	(228.1)	2012 - 17th	(.062)	2012 - 17thT	(50.0%)	2012 - 26th	(46.2)	2012 - 32nd	(94.9%)
2011 - 2nd	(4.6)	2011 - 4th	(196.3)	2011 - 3rd	(.082)	2011 - 21st	(47.6%)	2011 - 8th	(43.6)	2011 - 29th	(90.3%)
2010 - 6th	(5.1)	2010 - 21st	(224.9)	2010 - 32nd	(.043)	2010 - 17thT	(50.0%)	2010 - 17th	(43.5)	2010 - 19th	(84.4%)
2009 - 3rd	(4.9)	2009 - 8thT	(207.3)	2009 - 20th	(.058)	2009 - 6th	(41.2%)	2009 - 13th	(43.4)	2009 - 30th	(88.9%)
2008 - 3rd	(4.5)	2008 - 2nd	(179.7)	2008 - 14th	(.060)	2008 - 1st	(18.8%)	2008 - 9th	(42.8)	2008 - 30th	(95.5%)
2007 - 10th	(5.0)	2007 - 20th	(222.3)	2007 - 16th	(.061)	2007 - 18thT	(53.8%)	2007 - 17th	(43.1)	2007 - 21st	(86.0%)
2006 - 1st	(4.5)	2006 - 6th	(188.2)	2006 - 1st	(.105)	2006 - 7th	(39.1%)	2006 - 29th	(44.9)	2006 - 8th	(73.9%)
2005 - 3rd	(4.6)	2005 - 8th	(184.9)	2005 - 11th	(.074)	2005 - 5thT	(33.3%)	2005 - 7th	(40.5)	2005 - 31st	(93.5%)
2004 - 5th	(4.8)	2004 - 10th	(195.1)	2004 - 12th	(.072)	2004 - 2nd	(25.0%)	2004 - 3rd	(40.1)	2004 - 17th	(83.9%)
2003 - 1st	(4.4)	2003 - 4th	(175.3)	2003 - 1st	(.081)	2003 - 3rd	(29.4%)	2003 - 9th	(40.1)	2003 - 30th	(90.3%)
2002 - 10th	(5.1)	2002 - 26th	(224.4)	2002 - 23rd	(.054)	2002 - 29th	(71.4%)	2002 - 14th	(42.5)	2002 - 29thT	(87.9%)
2001 - 1st	(4.4)	2001 - 8th	(189.7)	2001 - 9th	(.075)	2001 - 11thT	(40.0%)	2001 - 14th	(41.6)	2001 - 2nd	(57.6%)
2000 - 2nd	(4.3)	2000 - 8th	(187.3)	2000 - 22nd	(.062)	2000 - 4th	(21.1%)	2000 - 31st	(44.5)	2000 - 9th	(83.3%)
1999 - 1st	(4.1)	1999 - 6th	(186.9)	1999 - 9th	(.076)	1999 - 19th	(46.7%)	1999 - 21st	(42.9)	1999 - 11thT	(76.0%)
1998 - 18th	(5.0)	1998 - 24th	(224.5)	1998 - 20th	(.067)	1998 - 8th	(36.4%)	1998 - 10th	(42.5)	1998 - 25thT	(86.7%)
1997 - 18th	(5.0)	1997 - 28th	(229.6)	1997 - 18th	(.070)	1997 - 17thT	(50.0%)	1997 - 25th	(44.0)	1997 - 6th	(70.6%)
1996 - 29th	(5.5)	1996 - 30th	(248.1)	1996 - 26th	(.053)	1996 - 18th	(53.8%)	1996 - 13th	(42.4)	1996 - 27th	(90.3%)
RUSHING YARDS/ GAME		NET YARDS PER PASS PLAY		1ST DOWNS PER GAME		PUNT RETURN AVERAGE		NET PUNTING AVERAGE			
2015 - 12th	(103.8)	2015 - 16th	(6.4)	2015 - 12th	(19.4)	2015 - 2nd	(5.0)	2015 - 12th	(39.1)		
2014 - 4th	(88.3)	2014 - 12th	(6.2)	2014 - 14thT	(19.4)	2014 - 9th	(7.2)	2014 - 20th	(40.0)		
2013 - 11th	(105.4)	2013 - 16th	(6.2)	2013 - 6thT	(17.8)	2013 - 17th	(9.1)	2013 - 4th	(37.5)		
2012 - 20th	(122.8)	2012 - 16th	(6.1)	2012 - 21stT	(20.4)	2012 - 7th	(7.8)	2012 - 27th	(41.2)		
2011 - 2nd	(92.6)	2011 - 3rd	(5.9)	2011 - 4th	(16.8)	2011 - 24th	(11.9)	2011 - 14th	(38.4)		
2010 - 5th	(93.9)	2010 - 7th	(6.0)	2010 - 10thT	(17.7)	2010 - 11th	(8.1)	2010 - 27th	(39.1)		
2009 - 5th	(93.3)	2009 - 14th	(6.3)	2009 - 7thT	(17.5)	2009 - 10th	(7.6)	2009 - 11th	(37.2)		
2008 - 3rd	(81.4)	2008 - 3rd	(5.4)	2008 - 1st	(14.3)	2008 - 6th	(6.4)	2008 - 11th	(36.6)		
2007 - 2nd	(79.3)	2007 - 30th	(7.3)	2007 - 2ndT	(16.1)	2007 - 21st	(9.9)	2007 - 18th	(37.4)		
2006 - 2nd	(75.9)	2006 - 2nd	(5.9)	2006 - 1st	(14.8)	2006 - 20th	(9.2)	2006 - 28th	(38.3)		
2005 - 9th	(99.4)	2005 - 2nd	(5.6)	2005 - 10th	(17.3)	2005 - 22nd	(8.7)	2005 - 1st	(33.0)		
2004 - 8thT	(105.1)	2004 - 9th	(6.2)	2004 - 6th	(17.1)	2004 - 14th	(7.8)	2004 - 3rd	(33.1)		
2003 - 6th	(96.0)	2003 - 1st	(5.3)	2003 - 3rd	(15.5)	2003 - 10th	(8.4)	2003 - 13th	(34.0)		
2002 - 13th	(110.1)	2002 - 20th	(6.3)	2002 - 23rd	(19.8)	2002 - 24th	(11.8)	2002 - 10th	(32.8)		
2001 - 4th	(88.2)	2001 - 2nd	(5.5)	2001 - 3rdT	(16.4)	2001 - 3rd	(5.5)	2001 - 4th	(33.6)		
2000 - 1st	(60.6)	2000 - 7th	(5.7)	2000 - 2nd	(13.5)	2000 - 13th	(9.3)	2000 - 5th	(33.1)		
1999 - 2nd	(76.9)	1999 - 1st	(4.9)	1999 - 5thT	(16.2)	1999 - 25th	(10.9)	1999 - 29th	(36.9)		
1998 - 16th	(106.6)	1998 - 23rd	(6.7)	1998 - 17th	(18.6)	1998 - 4th	(7.1)	1998 - 2nd	(33.6)		
1997 - 10th	(105.6)	1997 - 23rd	(6.6)	1997 - 23rd	(19.1)	1997 - 11th	(8.7)	1997 - 11th	(35.5)		
1996 - 23rd	(120.0)	1996 - 29th	(7.4)	1996 - 29th	(21.9)	1996 - 16th	(10.1)	1996 - 16th	(35.6)		

YEAR-BY-YEAR TOTALS/RANKINGS

OFFENSE

YEAR	TOTAL PLAYS	1ST DOWNS	NET RUSH YARDS	LEAGUE RANK	NET PASS YARDS	LEAGUE RANK	TOTAL NET YARDS	LEAGUE RANK	TOTAL POINTS
1996	1,024	338	1,745.....	14	3,978.....	2	5,723.....	3	371
1997	1,043	292	1,589.....	22	3,702.....	5	5,291.....	9	326
1998	926	243	1,629.....	20	2,869.....	25	4,498.....	26	269
1999	1,033	259	1,754.....	16	3,024.....	25	4,778.....	24	324
2000	1,058	288	2,199.....	5	2,815.....	22	5,014.....	16	333
2001	1,080	299	1,810.....	11	3,314.....	16	5,124.....	14	303
2002	947	261	1,792.....	16	2,847.....	27	4,639.....	26	316
2003	1,009	259	2,674.....	1	2,255.....	32	4,929.....	21	391
2004	991	260	2,063.....	9	2,312.....	31	4,375.....	31	317
2005	1,056	286	1,605.....	21	3,088.....	22	4,693.....	24	265
2006	1,017	282	1,637.....	25	3,435.....	11	5,072.....	17	353
2007	1,042	291	1,797.....	16	3,035.....	23	4,832.....	22	275
2008	1,058	300	2,376.....	4	2,808.....	28	5,184.....	18	385
2009	1,014	320	2,200.....	5	3,419.....	18	5,619.....	13	391
2010	1,018	303	1,831.....	14	3,335.....	20	5,166.....	22	357
2011	1,036	312	1,996.....	10	3,423.....	19	5,419.....	15	378
2012	1,042	314	1,901.....	11	3,739.....	15	5,640.....	16	398
2013	1,090	295	1,328.....	30	3,590.....	18	4,918.....	29	320
2014	1,022	345	2,019.....	8	3,819.....	13	5,838.....	12	409 [^]
2015	1,083	323	1,478.....	26	4,271.....	8	5,749.....	14	328

DEFENSE

YEAR	TOTAL PLAYS	1ST DOWNS	NET RUSH YARDS	LEAGUE RANK	NET PASS YARDS	LEAGUE RANK	TOTAL NET YARDS	LEAGUE RANK	TOTAL POINTS
1996	1,075	351	1,920.....	23	3,969.....	30	5,889.....	30	441
1997	1,068	306	1,690.....	10	3,673.....	28	5,363.....	25	345
1998	1,050	298	1,705.....	16	3,592.....	24	5,297.....	22	335
1999	1,040	260	1,231.....	2	2,991.....	6	4,222.....	2	277
2000	924	216	970.....	1	2,997.....	8	3,967.....	2	165*
2001	1,010	262	1,411.....	4	3,035.....	8	4,446.....	2	265
2002	1,077	316	1,762.....	13	3,591.....	26	5,353.....	22	354
2003	1,026	248	1,536.....	6	2,805.....	4	4,341.....	3	281
2004	1,009	273	1,681.....	8T	3,122.....	10	4,803.....	6	268
2005	998	277	1,591.....	9	2,964.....	8	4,555.....	5	299
2006	936	236	1,214.....	2	3,011.....	6	4,225.....	1	201
2007	968	258	1,268.....	2	3,557.....	20	4,825.....	6	384
2008	928	228	1,302.....	3	2,875.....	2	4,177.....	2	244
2009	991	280	1,492.....	5	3,316.....	8T	4,808.....	3	261
2010	1,007	284	1,503.....	5	3,599.....	21	5,102.....	10	270
2011	1,002	269	1,482.....	2	3,140.....	4	4,622.....	3	266
2012	1,086	326	1,965.....	20	3,650.....	17	5,615.....	17	344
2013	1,032	284	1,687.....	11	3,681.....	12	5,368.....	12	352
2014	1,034	311	1,412.....	4	3,979.....	23	5,391.....	8	302
2015	1,000	311	1,661.....	12	3,737.....	10	5,398.....	8	401

* 16-game NFL record ^ Franchise record



DEFENSIVE DOMINANCE

Entering the 2016 season, the Ravens' defense ranks in the Top 3 in several major defensive categories dating back to their 2000 Super Bowl-winning campaign. Below is where Baltimore's stout unit stands since 2000.

POINTS PER GAME ALLOWED (2000-15)

1. Pittsburgh 18.0
2. **Baltimore** **18.2**
3. New England 18.9

OPPONENT QB RATING (2000-15)

1. **Baltimore** **75.3**
2. Green Bay 77.6
3. Pittsburgh 77.7

NET YARDS ALLOWED (2000-15)

1. Pittsburgh 292.8
2. **Baltimore** **300.7**
3. NY Jets 316.5

RUSHING YARDS ALLOWED (2000-15)

1. Pittsburgh 90.7
2. **Baltimore** **93.5**
3. Minnesota 104.6

SERVICE/SCORING RECORDS



SERVICE RECORDS

MOST SEASONS

17	Ray Lewis (1996-2012)
13	Matt Stover (1996-2008)
	Terrell Suggs (2003-present)
12	Jonathan Ogden (1996-2007)
11	Ed Reed (2002-12)
	Mike Flynn (1997-2007)

MOST CONSECUTIVE STARTS

122	Joe Flacco (2008-15)
80	Michael Oher (2009-13)
	Jarret Johnson (2007-11)
73	Michael McCrary (1997-2001)
	Jamie Sharper (1997-2001)
64	Matt Birk (2009-12)
	Rod Woodson (1998-2001)

MOST GAMES PLAYED

228	Ray Lewis (1996-2012)
207	Matt Stover (1996-2008)
182	Terrell Suggs (2003-present)
177	Jonathan Ogden (1996-2007)
160	Sam Koch (2006-present)
	Ed Reed (2002-12)
143	Jarret Johnson (2003-11)

MOST CONSECUTIVE GAMES PLAYED

160	Sam Koch (2006-present)
129	Jarret Johnson (2003-11)
122	Joe Flacco (2008-15)
111	Peter Boulware (1997-2003)
110	Matt Stover (2002-08)
105	Terrell Suggs (2003-09)
97	Matt Stover (1996-2002)

SCORING RECORDS

MOST POINTS SCORED

CAREER	
1,464	Matt Stover (402 PATs, 354 FGs), 1996-2008
529	Justin Tucker (139 PATs, 130 FGs), 2012-15
294	Billy Cundiff (96 PATs, 66 FGs), 2009-11

SEASON

140	Justin Tucker (26 PATs, 38 FGs), 2013
135	Matt Stover (30 PATs, 35 FGs), 2000
134	Matt Stover (35 PATs, 33 FGs), 2003

GAME

24	Marcus Robison (11/23/03 vs. Sea.), 4 TDs
18	Justin Tucker (12/16/13 at Det.), 6 FGs
	Ray Rice (10/30/11 vs. Ari.), 3 TDs
	Torrey Smith (9/25/11 at STL), 3 TDs
	Anquan Boldin (9/26/10 vs. Cle.), 3 TDs
	Willis McGahee (1/3/10 at Oak.), 3 TDs
	Jamal Lewis (twice, 11/19/06 vs. Atl.; 12/7/03 vs. Cin.), 3 TDs
	Matt Stover (9/21/97 at Ten.), 5 FGs, 3 PATs
	Qadry Ismail (12/12/99 at Pit.), 3 TDs
	Jermaine Lewis (12/7/97 vs. Sea.), 3 TDs
	Michael Jackson (12/22/96 vs. Hou.), 3 TDs

MOST POINTS BY A ROOKIE

SEASON	
132	Justin Tucker (2012), 30 FGs, 42 PATs
44	Marlon Brown (2013), 7 TDs, 1 (2-pt.)
42	Torrey Smith (2011), 7 TDs
38	Jamal Lewis (2000), 6 TDs, 1 (2-pt.)

GAME

18	Torrey Smith (9/25/11 at STL), 3 TDs
15	Justin Tucker (12/23/12 vs. NYG), 4 FGs, 3 PATs
14	Marlon Brown (11/3/13 at Cle.), 2 TDs, 1 2-pt.
14	Justin Tucker (9/10/12 vs. Cin.), 3 FGs, 5 PATs
13	Justin Tucker (11/11/12 vs. Oak.), 2 FGs, 7 PATs

MOST CONSECUTIVE GAMES SCORING

92	Matt Stover (9/30/02-12/16/07)
----	--------------------------------

MOST TOUCHDOWNS

CAREER	
47	Jamal Lewis (2000-06), 45 rush, 2 rec.
43	Ray Rice (2008-13), 37 rush, 6 rec.
41	Todd Heap (2001-10), 41 rec.
35	Willis McGahee (2007-10), 31 rush, 4 rec.

SEASON

15	Ray Rice (2011), 12 rush, 3 rec.
14	Willis McGahee (2009), 12 rush, 2 rec.
	Jamal Lewis (2003), 14 rush
	Michael Jackson (1996), 14 rec.
11	Torrey Smith (2014), 11 rec.
	LeRon McClain (2008), 10 rush, 1 rec.

GAME

4	Marcus Robison (11/23/03 vs. Sea.), 4 rec.
3	Ray Rice (10/30/11 vs. Ari.), 3 rush
	Torrey Smith (9/25/11 at STL), 3 rec.
	Anquan Boldin (9/26/10 vs. Cle.), 3 rec.
	Willis McGahee (1/3/10 at Oak.), 3 rush
	Jamal Lewis (twice, 11/19/06 vs. Atl.; 12/7/03 vs. Cin.), 3 rush
	Qadry Ismail (12/12/99 at Pit.), 3 rec.
	Jermaine Lewis (12/7/97 vs. Sea.), 2 PR, 1 rec.
	Michael Jackson (12/22/96 vs. Hou.), 3 rec.

MOST TOUCHDOWNS, ROOKIE SEASON

7	Marlon Brown (2013), 7 rec.
	Torrey Smith (2011), 7 rec.
6	Jamal Lewis (2000), 6 rush

MOST CONSECUTIVE GAMES SCORING A TD

7	Willis McGahee, 2007 (games 6-12)
5	Ray Rice, 2009 (games 5-9)
	Michael Jackson, 1996 (games 7-11)
4	Willis McGahee, 2009 (games 1-4)
	Jamal Lewis, 2003 (games 1-4)

MOST (KICKING) PAT ATTEMPTED

CAREER

403	Matt Stover (1996-2008)
139	Justin Tucker (2012-15)
96	Billy Cundiff (2009-11)

SEASON

42	Justin Tucker (2014, 2012)
41	Matt Stover (2008)
39	Billy Cundiff (2010)

GAME

7	Justin Tucker (11/11/12 vs. Oak.)
6	Justin Tucker (10/12/14 at TB)
	Billy Cundiff (12/13/09 vs. Det.)
	Matt Stover (12/19/05 vs. GB)

MOST (KICKING) PAT MADE

CAREER

402	Matt Stover (1996-2008)
139	Justin Tucker (2012-15)
96	Billy Cundiff (2009-11)

SEASON

42	Justin Tucker (2014, 2012)
41	Matt Stover (2008)
39	Billy Cundiff (2010)

GAME

7	Justin Tucker (11/11/12 vs. Oak.)
6	Justin Tucker (10/12/14 at TB)
	Billy Cundiff (12/13/09 vs. Det.)
	Matt Stover (12/19/05 vs. GB)

MOST CONSECUTIVE (KICKING) PAT MADE

389	Matt Stover (10/27/96-12/28/09)
-----	---------------------------------

HIGHEST (KICKING) PAT PERCENTAGE

CAREER (MIN. 40 ATT.)

1.000	Justin Tucker (2012-15, 139 of 139)
1.000	Billy Cundiff (2009-11, 96 of 96)
.998	Matt Stover (1996-2008, 402 of 403)

MOST 2-POINT CONVERSIONS

CAREER

5	Todd Heap (2001-10)
3	Michael Jackson (1996-98)

SEASON

*4	Todd Heap (2003)
2	Floyd Turner (1998), Michael Jackson (1996)

GAME

**2	Todd Heap (10/19/03 at Cin.)
	Michael Jackson (10/6/96 vs. NE)

MOST FIELD GOALS ATTEMPTED

CAREER

418	Matt Stover (1996-2008)
148	Justin Tucker (2012-15)
83	Billy Cundiff (2009-11)

SEASON

41	Justin Tucker (2013)
40	Justin Tucker (2015)
39	Matt Stover (2000)

GAME

6	Justin Tucker (12/16/13 at Det.)
	Billy Cundiff (11/22/09 vs. Ind.)
	Matt Stover (9/21/97 at Ten.)

MOST FIELD GOALS MADE

CAREER

354	Matt Stover (1996-2008)
130	Justin Tucker (2012-15)
66	Billy Cundiff (2009-11)

SEASON

38	Justin Tucker (2013)
35	Matt Stover (2000)
33	Justin Tucker (2015)
	Matt Stover (2003)

GAME

6	Justin Tucker (12/16/13 at Det.)
5	8 times, last by
	Justin Tucker (11/11/15 vs. SD)

MOST CONSECUTIVE FIELD GOALS MADE

36	Matt Stover (10/31/05-11/19/06)
33	Justin Tucker (9/22/13-12/16/13)
22	Matt Stover (11/7/99-9/17/00)

MOST FIELD GOALS, 1 QUARTER

3	Justin Tucker (1/3/16 at Cin. - 2nd qrt)
	Justin Tucker (9/11/14 vs. Pit. - 4th qrt)
	Justin Tucker (12/16/13 at Det. - 2nd qrt)
	Matt Stover, 8 times, last on
	11/18/07 vs. Cle. - 4th qrt

MOST CONSECUTIVE GAMES SCORING FGS

*38	Matt Stover (10/31/99 - 12/16/01)
-----	-----------------------------------

LONGEST FIELD GOAL MADE

61	Justin Tucker (12/16/13 at Det.)
56	Justin Tucker (9/16/12 at Phi.)
	Wade Richey (9/14/03 vs. Cle.)

LONGEST FIELD GOAL ATTEMPTED

64B	Justin Tucker (10/12/14 at TB)
61G	Justin Tucker (12/16/13 at Det.)
58WR	Justin Tucker (11/15/15 vs. Jax.)

HIGHEST FIELD GOAL PERCENTAGE

CAREER (MIN. 50 ATT.)

87.8	Justin Tucker (2012-15), 130 of 148
84.7	Matt Stover (1996-2008), 354 of 418
79.5	Billy Cundiff (2009-11), 66 of 83

SEASON (MIN. 16 ATT.)

93.3	Matt Stover (2006), 28-30
92.7	Justin Tucker (2013), 38-41
90.9	Justin Tucker (2012), 30-33

MOST SAFETIES

CAREER

2	Jameel McClain (2008-13)
1	Terrell Suggs (2003-15)
	Ray Lewis (1996-2011)
	Ed Reed (2002-11)
	Rob Burnett (1996-2001)
	Michael McCrary (1997-2002)
	Adalius Thomas (2000-06)

SEASON

2	Jameel McClain (2008)
1	Terrell Suggs (2014)
	Ed Reed (2006)
	Ray Lewis (1999)
	Adalius Thomas (2006)
	Michael McCrary (2000)
	Rob Burnett (1998)

GAME

1	8 times, last by Terrell Suggs (10/19/14 vs. Atl.)
---	---

* NFL Record

** Ties NFL Record

ALL-TIME SCORING

RK	NAME (SEASONS)	-----TOUCHDOWNS-----				-----PATS-----		---FIELD GOALS---				PTS
		TOTAL	RUN	REC	RET	MADE	ATT	MADE	ATT	2PT	S	
1	Matt Stover (1996-2008)	0	0	0	0	402	403	354	418	0	0	1,464
2	Justin Tucker (2012-15)	0	0	0	0	139	139	130	148	0	0	529
3	Billy Cundiff (2009-11)	0	0	0	0	96	96	66	83	0	0	294
4	Jamal Lewis (2000-06)	47	45	2	0	0	0	0	0	1	0	284
5	Ray Rice (2008-13)	43	37	6	0	0	0	0	0	1	0	260
6	Todd Heap (2001-10)	41	0	41	0	0	0	0	0	5	0	256
7	Willis McGahee (2007-10)	35	31	4	0	0	0	0	0	0	0	210
8	Torrey Smith (2011-14)	30	0	30	0	0	0	0	0	1	0	182
9	Derrick Mason (2005-10)	29	0	29	0	0	0	0	0	1	0	176
10	Jermaine Lewis (1996-2001)	22	0	16	6	0	0	0	0	0	0	132
11	Michael Jackson (1996-98)	18	0	18	0	0	0	0	0	3	0	114
12	Derrick Alexander (1996-97)	18	0	18	0	0	0	0	0	1	0	110
	Qadry Ismail (1999-2001)	18	0	18	0	0	0	0	0	1	0	110
14	Travis Taylor (2000-04)	15	0	15	0	0	0	0	0	0	0	90
15	Anquan Boldin (2010-12)	14	0	14	0	0	0	0	0	1	0	86
16	Mark Clayton (2005-09)	14	2	12	0	0	0	0	0	0	0	84
	Le'Ron McClain (2007-10)	14	12	2	0	0	0	0	0	0	0	84
18	Ed Reed (2002-12)	13	0	0	13	0	0	0	0	0	1	80
19	Joe Flacco (2008-15)	13	13	0	0	0	0	0	0	0	0	78
20	Priest Holmes (1997-2000)	11	10	1	0	0	0	0	0	0	0	66
	Dennis Pitta (2010-15)	11	0	11	0	0	0	0	0	0	0	66
22	Justin Forsett (2014-15)	10	10	0	0	0	0	0	1	0	0	62
23	Steve Hauschka (2008-09)	0	0	0	0	27	28	10	15	0	0	57
24	Kamar Aiken (2014-15)	9	0	8	1	0	0	0	0	0	0	54
	Bam Morris (1996-97)	9	8	1	0	0	0	0	0	0	0	54
	Steve Smith Sr. (2014-15)	9	0	9	0	0	0	0	0	0	0	54
27	Patrick Johnson (1998-2001, 2005)	8	0	7	1	0	0	0	0	0	0	48
	Jacoby Jones (2012-14)	8	0	3	5	0	0	0	0	0	0	48
	Daniel Wilcox (2004-08)	8	0	8	0	0	0	0	0	0	0	48
30	Floyd Turner (1996, 1998)	7	0	7	0	0	0	0	0	2	0	46
31	Marlon Brown (2013-15)	7	0	7	0	0	0	0	0	1	0	44
	Chester Taylor (2002-05)	7	4	3	0	0	0	0	0	1	0	44
33	Ed Dickson (2010-13)	7	0	7	0	0	0	0	0	0	0	42
	Eric Green (1996-98)	7	0	7	0	0	0	0	0	0	0	42
	Chris McAlister (1999-2008)	7	0	0	7	0	0	0	0	0	0	42
	Errict Rhett (1998-99)	7	5	2	0	0	0	0	0	0	0	42
	Shannon Sharpe (2000-01)	7	0	7	0	0	0	0	0	0	0	42
	Brandon Stokley (1999-2002, 2013)	7	0	7	0	0	0	0	0	0	0	42
39	Marcus Robinson (2003-03)	6	0	6	0	0	0	0	0	0	0	36
40	Earnest Byner (1996-97)	5	4	1	0	0	0	0	0	1	0	32
	Clarence Moore (2004-06)	5	0	5	0	0	0	0	0	1	0	32
	Adalius Thomas (2000-06)	5	0	0	5	0	0	0	0	0	1	32
43	Jason Brookins (2001)	5	5	0	0	0	0	0	0	0	0	30
	Crockett Gillmore (2014-15)	5	0	5	0	0	0	0	0	0	0	30
	Terry Jones (2002-05)	5	0	5	0	0	0	0	0	0	0	30
	Kyle Juszczyk (2013-15)	5	0	5	0	0	0	0	0	0	0	30
	Bernard Pierce (2012-14)	5	0	5	0	0	0	0	0	0	0	30
	Lorenzo Taliaferro (2014-15)	5	5	0	0	0	0	0	0	0	0	30
	Rod Woodson (1998-2001)	5	0	0	5	0	0	0	0	0	0	30
50	Justin Armour (1999)	4	0	4	0	0	0	0	0	0	0	24
	Obafemi Ayanbadejo (1999-2001)	4	2	2	0	0	0	0	0	0	0	24
	Owen Daniels (2014)	4	0	4	0	0	0	0	0	0	0	24
	Randy Hymes (2002-05)	4	0	4	0	0	0	0	0	0	0	24
	Alan Ricard (2001-05)	4	2	0	2	0	0	0	0	0	0	24
	Musa Smith (2003-07)	4	4	0	0	0	0	0	0	0	0	24
	Demetrius Williams (2006-09)	4	0	4	0	0	0	0	0	0	0	24
57	Ray Lewis (1996-2012)	3	0	0	3	0	0	0	0	0	1	20
58	Javorius Allen (2015)	3	1	2	0	0	0	0	0	0	0	18
	Terry Allen (2001)	3	3	0	0	0	0	0	0	0	0	18
	Stoney Case (1999)	3	3	0	0	0	0	0	0	0	0	18
	Dallas Clark (2013)	3	0	3	0	0	0	0	0	0	0	18
	Devard Darling (2004-07)	3	0	3	0	0	0	0	0	0	0	18
	Yamon Figurs (2007-08)	3	0	1	2	0	0	0	0	0	0	18
	T.J. Houshmandzadeh (2010)	3	0	3	0	0	0	0	0	0	0	18
	Dawan Landry (2006-10)	3	0	0	3	0	0	0	0	0	0	18
	B.J. Sams (2004-07)	3	1	0	2	0	0	0	0	0	0	18
	Lardarius Webb (2009-15)	3	0	0	3	0	0	0	0	0	0	18
	Chad Williams (2002-05)	3	0	0	3	0	0	0	0	0	0	18
69	Terrell Suggs (2003-15)	2	0	0	2	0	0	0	0	0	1	14
	Vinny Testaverde (1996-97)	2	2	0	0	0	0	0	0	1	0	14
71	Kyle Boller (2003-07)	2	2	0	0	0	0	0	0	0	0	12
	Michael Campanaro (2014-15)	2	1	1	0	0	0	0	0	0	0	12
	Tandon Doss (2011-13)	2	0	1	1	0	0	0	0	0	0	12
	Sam Gash (2000-02)	2	0	2	0	0	0	0	0	0	0	12
	Jay Graham (1997-99)	2	2	0	0	0	0	0	0	0	0	12
	Corey Harris (1998-2001)	2	0	0	2	0	0	0	0	0	0	12
	Will Hill III (2014-15)	2	0	0	2	0	0	0	0	0	0	12
	Jarret Johnson (2003-11)	2	0	0	2	0	0	0	0	0	0	12
	Ron Johnson (2002-03)	2	0	1	1	0	0	0	0	0	0	12
	Brian Kinchen (1996-98)	2	0	2	0	0	0	0	0	0	0	12
	Vonta Leach (2011-13)	1	1	1	0	0	0	0	0	0	0	12
	Ovie Mughelli (2003-06)	2	0	2	0	0	0	0	0	0	0	12
	Jonathan Ogden (1996-07)	2	0	2	0	0	0	0	0	0	0	12
	Roosevelt Potts (1998)	2	0	2	0	0	0	0	0	0	0	12
	Troy Smith (2007-09)	2	2	0	0	0	0	0	0	0	0	12
	Kelley Washington (2009)	2	0	2	0	0	0	0	0	0	0	12
	Ricky Williams (2011)	2	2	0	0	0	0	0	0	0	0	12
88	Jameel McClain (2008-13)	1	0	0	1	0	0	0	0	0	2	10
89	Chuck Evans (1999-2000)	1	0	1	0	0	0	0	0	1	0	8
	Shayne Graham (2011)	0	0	0	0	2	2	2	2	0	0	8
	Sam Koch (2006-15)	1	1	0	0	0	0	0	0	1	0	8

ALL-TIME SCORING (CONT'D)

RK	NAME (SEASONS)	TOUCHDOWNS				PATS		FIELD GOALS		2PT	S	PTS
		TOTAL	RUN	REC	RET	MADE	ATT	MADE	ATT			
92	Anthony Allen (2011-12)	1	1	0	0	0	0	0	0	0	0	6
	Mike Anderson (2006-07)	1	1	0	0	0	0	0	0	0	0	6
	Herman Arvie (1996)	1	0	1	0	0	0	0	0	0	0	6
	Jeff Blake (2002)	1	1	0	0	0	0	0	0	0	0	6
	Lamont Brightful (2002-03)	1	0	0	1	0	0	0	0	0	0	6
	Mike Caldwell (1996)	1	0	0	1	0	0	0	0	0	0	6
	Kaelin Clay (2015)	1	0	0	1	0	0	0	0	0	0	6
	Kenyon Colton (1997-98)	1	1	0	0	0	0	0	0	0	0	6
	Randall Cunningham (2001)	1	1	0	0	0	0	0	0	0	0	6
	Greg DeLong (1999)	1	0	1	0	0	0	0	0	0	0	6
	Darnell Dinkins (2004-05)	1	0	1	0	0	0	0	0	0	0	6
	Dwan Edwards (2004-09)	1	0	0	1	0	0	0	0	0	0	6
	Chris Givens (2015)	1	0	1	0	0	0	0	0	0	0	6
	Elvis Grbac (2001)	1	1	0	0	0	0	0	0	0	0	6
	Kevin Johnson (2004)	1	0	1	0	0	0	0	0	0	0	6
	James Jones (1996-98)	1	0	1	0	0	0	0	0	0	0	6
	John Jones (2000-03)	1	0	1	0	0	0	0	0	0	0	6
	Antonio Langham (1996-97)	1	0	0	1	0	0	0	0	0	0	6
	Jim Leonhard (2008)	1	0	0	1	0	0	0	0	0	0	6
	Chris Matthews (2015)	1	0	1	0	0	0	0	0	0	0	6
	Steve McNair (2006-07)	1	1	0	0	0	0	0	0	0	0	6
	C.J. Mosley (2014-15)	1	0	0	1	0	0	0	0	0	0	6
	Haloti Ngata (2006-14)	1	0	0	1	0	0	0	0	0	0	6
	Ronnie Prude (2006-07)	1	0	0	1	0	0	0	0	0	0	6
	David Reed (2010-12)	1	0	0	1	0	0	0	0	0	0	6
	James Roe (1996-98)	1	0	1	0	0	0	0	0	0	0	6
	Cory Ross (2006-07)	1	1	0	0	0	0	0	0	0	0	6
	Deion Sanders (2004-05)	1	0	0	1	0	0	0	0	0	0	6
	Jamie Sharper (1997-2001)	1	0	0	1	0	0	0	0	0	0	6
	Daryl Smith (2013-15)	1	0	0	1	0	0	0	0	0	0	6
	Jimmy Smith (2011-15)	1	0	0	1	0	0	0	0	0	0	6
	Duane Starks (1998-2001)	1	0	0	1	0	0	0	0	0	0	6
	Quinn Sypniewski (2006-07)	1	0	1	0	0	0	0	0	0	0	6
	Tyrod Taylor (2011-14)	1	1	0	0	0	0	0	0	0	0	6
	Calvin Williams (1996)	1	0	1	0	0	0	0	0	0	0	6
	Cary Williams (2009-12)	1	0	0	1	0	0	0	0	0	0	6
	Maxx Williams (2015)	1	0	1	0	0	0	0	0	0	0	6
	Josh Wilson (2010)	1	0	0	1	0	0	0	0	0	0	6
130	Wade Richey (2003-04)	0	0	0	0	0	0	1	2	0	0	3
131	Nick Boyle (2015)	0	0	0	0	0	0	0	0	1	0	2
	Rob Burnett (1996-2001)	0	0	0	0	0	0	0	0	0	1	2
	Ben Coates (2000)	0	0	0	0	0	0	0	0	1	0	2
	Carwell Gardner (1996)	0	0	0	0	0	0	0	0	1	0	2
	Justin Green (2005-07)	0	0	0	0	0	0	0	0	1	0	2
	Michael McCrary (1997-2002)	0	0	0	0	0	0	0	0	0	1	2

ALL-TIME DEFENSIVE TDs (56 REGULAR SEASON, 5 POSTSEASON)

<p>1996</p> <ul style="list-style-type: none"> • LB Mike Caldwell 45 INT return; 11/24 vs. Jax. <p>1997</p> <ul style="list-style-type: none"> • CB Antonio Langham 40 INT return; 11/30 at Jax. <p>1998</p> <ul style="list-style-type: none"> • S Rod Woodson 60 INT return; 9/13 at NYJ • S Rod Woodson 18 INT return; 11/8 vs. Oak. <p>1999</p> <ul style="list-style-type: none"> • S Rod Woodson 66 INT return; 11/7 at Cle. • CB Duane Starks 43 INT return; 11/21 at Cin. • S Rod Woodson 47 INT return; 12/5 vs. Ten. • S Corey Harris 24 INT return; 12/19 vs. NO <p>2000</p> <ul style="list-style-type: none"> • CB Chris McAlister 98 INT return; 12/24 vs. NYJ <p>2000 POSTSEASON</p> <ul style="list-style-type: none"> • LB Ray Lewis 50 INT return; 1/7/01 at Ten. • CB Duane Starks 49 INT return; 1/28/01 vs. NYG <p>2001</p> <ul style="list-style-type: none"> • S Rod Woodson 47 INT return; 12/2 vs. Ind. • LB Jamie Sharper 8 FR; 1/7/02 vs. Min. <p>2002</p> <ul style="list-style-type: none"> • LB Adalius Thomas 25 INT return; 11/10 vs. Cin. • S Chad Williams 98 INT return; 12/1 at Cin. <p>2003</p> <ul style="list-style-type: none"> • S Ed Reed 54 INT return; 9/14 vs. Cle. • CB Chris McAlister 83 INT return; 10/12 vs. Ari. • LB Ray Lewis 29 INT return; 11/30 vs. SF • S Chad Williams 52 INT return; 12/21 at Cle. 	<p>2003 POSTSEASON</p> <ul style="list-style-type: none"> • S Will Demps 56 INT return; 1/3/04 vs. Ten. <p>2004 (RAVENS LED NFL IN DEFENSIVE TDs)</p> <ul style="list-style-type: none"> • CB Chris McAlister 51 INT return; 9/19 vs. Pit. • S Ed Reed 22 FR; 10/10 at Was. • S Deion Sanders 48 INT return; 10/24 vs. Buf. • S Ed Reed 106 INT return; 11/7 vs. Cle. • S Chad Williams 44 INT return; 11/21 vs. Dal. • CB Chris McAlister 64 FR; 12/5 vs. Cin. • OLB Jarret Johnson 6 INT return; 1/2/05 vs. Mia. <p>2005</p> <ul style="list-style-type: none"> • LB Adalius Thomas 20 INT return; 12/4 vs. Hou. • LB Adalius Thomas 35 FR; 12/19 vs. GB • LB Adalius Thomas 9 FR; 1/1/06 at Cle. <p>2006 (RAVENS LED NFL IN DEFENSIVE TDs)</p> <ul style="list-style-type: none"> • CB Chris McAlister 60 INT return; 9/10 at TB • CB Ronnie Prude 12 INT return; 10/29 at NO • S Dawan Landry 12 INT return; 10/29 at NO • S Ed Reed 25 INT (CB Samari Rolle lateral); 11/5 vs. Cin • LB Adalius Thomas 57 FR; 11/26 vs. Pit. • CB Chris McAlister 31 INT return; 12/31 vs. Buf. <p>2007</p> <ul style="list-style-type: none"> • LB Ray Lewis 35 INT return; 11/18 vs. Cle. <p>2008</p> <ul style="list-style-type: none"> • S Ed Reed 32 INT return; 9/21 vs. Cle. • OLB Terrell Suggs 44 INT return; 10/19 at Mia. • OLB Terrell Suggs 42 INT return; 11/2 at Cle. • S Ed Reed 107 INT return; 11/23 vs. Phi.* • S Jim Leonhard 35 INT return; 11/30 at Cin. • S Ed Reed 22 FR; 12/7 vs. Was. 	<p>2008 POSTSEASON</p> <ul style="list-style-type: none"> • S Ed Reed 64 INT return; 1/4/09 at Mia. <p>2009</p> <ul style="list-style-type: none"> • DE Dwan Edwards FR in end zone; 10/4 at NE • S Ed Reed 52 INT return; 10/11 vs. Cin. • S Dawan Landry 48 INT return; 11/16 at Cle. <p>2010</p> <ul style="list-style-type: none"> • LB Ray Lewis 24 INT return; 11/21 at Car. • S Dawan Landry 23 INT (S Ed Reed lateral); 11/21 at Car. • CB Josh Wilson 12 INT return in OT; 12/13 at Hou. <p>2010 POSTSEASON</p> <ul style="list-style-type: none"> • DE Cory Redding 13 FR; 1/15/11 at Pit. <p>2011</p> <ul style="list-style-type: none"> • DT Haloti Ngata 28 FR; 9/25 at STL • LB Jameel McClain 6 FR; 10/2 vs. NYJ • LB Jarret Johnson 26 FR; 10/2 vs. NYJ • CB Lardarius Webb 73 INT return; 10/2 vs. NYJ <p>2012</p> <ul style="list-style-type: none"> • S Ed Reed 34 INT return; 9/10 vs. Cin. • CB Cary Williams 63 INT return; 9/27 vs. Cle. <p>2013</p> <ul style="list-style-type: none"> • LB Daryl Smith 37 INT return; 9/22 vs. Hou. <p>2014</p> <ul style="list-style-type: none"> • S Will Hill III 44 INT return; 11/24 at NO <p>2015</p> <ul style="list-style-type: none"> • CB Jimmy Smith 24 INT return; 9/13 at Den. • LB C.J. Mosley 41 FR; 9/27 vs. Cin.
---	--	--

*NFL Record

PASSING RECORDS

CAREER PASSING YARDS

RK	NAME (SEASONS)	ATT.	CMP.	PCT.	YDS.	AVG./ ATT.	TD	PCT TD	INT.	PCT INT.	LG	SACKS/ YDS.LOST	RATE
1	Flacco, Joe (2008-15)	4,070	2,479	60.9	28,322	6.96	162	4.0	102	2.5	80t	257/1,833	84.7
2	Boller, Kyle (2003-08)	1,311	746	56.9	7,846	5.98	45	3.4	44	3.4	77t	102/660	71.9
3	Testaverde, Vinny (1996-97)	1,019	596	58.5	7,148	7.01	51	5.0	34	3.3	86t	54/399	82.8
4	McNair, Steve (2006-07)	673	428	63.6	4,163	6.19	18	2.7	16	2.4	87t	25/169	79.9
5	Banks, Tony (1999-2000)	594	319	53.7	3,714	6.25	25	4.2	16	2.7	76t	53/342	75.7
6	Grbac, Elvis (2001)	467	265	56.7	3,033	6.49	15	3.2	18	3.9	77t	28/215	71.1
7	Wright, Anthony (2002-05)	444	258	58.1	2,781	6.26	15	3.4	17	3.8	64	38/272	71.9
8	Zeier, Eric (1996-98)	318	184	57.9	2,367	7.44	12	3.8	5	1.6	92	39/262	87.3
9	Blake, Jeff (2002)	295	165	55.9	2,084	7.06	13	4.4	11	3.7	77t	30/203	77.3
10	Harbaugh, Jim (1998)	293	164	56.0	1,839	6.28	12	4.1	11	3.8	66t	23/145	72.9
11	Dilfer, Trent (2000)	226	134	59.3	1,502	6.65	12	5.3	11	4.9	59t	23/135	76.6
12	Redman, Chris (2000-03)	198	106	53.5	1,111	5.61	7	3.5	5	2.5	36	17/113	71.3
13	Case, Stoney (1999)	170	77	45.3	988	5.81	3	1.8	8	4.7	54t	17/116	50.3
14	Cunningham, Randall (2001)	89	54	60.7	573	6.44	3	3.4	2	2.2	30	12/66	81.3
15	Mallett, Ryan (2015)	97	58	59.8	566	5.84	2	2.1	2	2.1	39	2/19	74.5
16	Smith, Troy (2007-09)	89	48	53.9	558	6.27	3	3.4	1	1.1	79t	5/30	79.7
17	Clausen, Jimmy (2015)	85	49	57.6	555	6.53	2	2.4	3	3.5	48t	3/8	70.5
18	Schaub, Matt (2015)	80	52	65.0	540	6.75	3	3.8	4	5.0	48	3/27	76.0
19	Mitchell, Scott (1999)	56	24	42.9	236	4.21	1	1.8	4	7.1	28t	6/30	31.5
20	Taylor, Tyrrod (2011-14)	35	19	54.3	199	5.69	0	0.0	2	5.7	25	5/33	47.2
21	Clayton, Mark (2005-09)	5	2	40.0	32	6.40	1	20.0	0	0.0	32t	0/0	101.7
22	Koch, Sam (2006-15)	2	2	100.0	10	5.00	0	0.0	0	0.0	13	0/0	87.5
23	Lewis, Jermaine (1996-2001)	1	1	100.0	3	3.00	0	0.0	0	0.0	3	0/0	79.2
24	Rice, Ray (2008-13)	2	1	50.0	1	0.50	1	50.0	0	0.0	1t	0/0	95.8
	Richardson, Wally (1997-98)	2	1	50.0	1	0.50	0	0.0	0	0.0	1	0/0	56.3
26	Heap, Todd (2001-10)	1	0	0.0	0	0.00	0	0.0	0	0.0	0	0/0	39.6
	Holmes, Priest (1997-2000)	1	0	0.0	0	0.00	0	0.0	1	100.0	0	0/0	0.0
	Hymes, Randy (2002-05)	3	0	0.0	0	0.00	0	0.0	0	0.0	0	0/0	39.6
	Zastudil, Dave (2002-05)	1	0	0.0	0	0.00	0	0.0	0	0.0	0	0/0	39.6
30	Boldin, Anquan (2010-12)	1	1	100.0	(-6)	-6.00	0	0.0	0	0.0	0	0/0	79.2
31	Richardson, Kyle (1997-2001)	1	1	100.0	(-11)	-11.00	0	0.0	0	0.0	-11	0/0	79.2

LONGEST PASS PLAYS

92	Eric Zeier to Derrick Alexander vs. Sea., 12/7/97	61	Joe Flacco to Anquan Boldin vs. Pit., 12/5/10
87t	Steve McNair to Mark Clayton at KC, 12/10/06	60	Joe Flacco to Torrey Smith vs. NYJ 11/24/13
86t	Vinny Testaverde to Michael Jackson vs. Hou., 12/22/96	59	Joe Flacco to Marlon Brown vs. GB, 10/13/13
83t	Eric Zeier to Derrick Alexander at Cin., 12/21/97	59t	Trent Dilfer to Shannon Sharpe vs. Dal., 11/19/00
80t	Joe Flacco to Steve Smith Sr. vs. Cin., 9/7/14	59t	Tony Banks to Qadry Ismail at Pit., 12/12/99
79t	Troy Smith to Derrick Mason at Sea., 12/23/07	58	Joe Flacco to Ed Dickson vs. Den., 10/10/10
77t	Kyle Boller to Demetrius Williams vs. Cle., 12/17/06	58t	Jim Harbaugh to Jermaine Lewis at SD, 11/15/98
77t	Jeff Blake to Jamal Lewis vs. NO, 12/8/02	57t	Kyle Boller to Randy Hymes vs. KC, 10/4/04
77t	Elvis Grbac to Qadry Ismail vs. Ten., 10/7/01	57t	Elvis Grbac to Qadry Ismail at Ten., 11/12/01
76t	Tony Banks to Qadry Ismail at Pit., 12/12/99	56t	Joe Flacco to Steve Smith Sr. at TB, 10/12/14
76t	Tony Banks to Patrick Johnson vs. Ten., 12/5/99	56	Joe Flacco to Anquan Boldin vs. Hou., 10/16/11
74	Joe Flacco to Torrey Smith at Buf., 9/29/13	56t	Joe Flacco to T.J. Houshmandzadeh at Car., 11/21/10
74t	Joe Flacco to Torrey Smith at STL, 9/25/11	56t	Eric Zeier to Jermaine Lewis at Jax., 9/20/98
73t	Kyle Boller to Travis Taylor at Cin., 10/19/03	56	Jim Harbaugh to Eric Green at Jax., 9/20/98
73	Tony Banks to Billy Davis at Cin., 11/21/99	54	Joe Flacco to Torrey Smith vs. Pit., 11/28/13
73t	Eric Zeier to Jermaine Lewis vs. Cin., 9/27/98	54	Joe Flacco to Torrey Smith at SD, 11/25/12
72t	Joe Flacco to Derrick Mason vs. Cle., 9/27/09	54	Joe Flacco to Mark Clayton vs. Pit., 11/29/09
70t	Joe Flacco to Mark Clayton at Cin., 11/30/08	54	Joe Flacco to Derrick Mason at Ind., 10/12/08
70t	Joe Flacco to Demetrius Williams vs. Oak., 10/26/08	54t	Tony Banks to Qadry Ismail at Pit., 12/12/99
67	Joe Flacco to Donte Stallworth vs. Pit., 12/5/10	54	Tony Banks to Qadry Ismail vs. Ten., 12/5/99
66t	Joe Flacco to Jacoby Jones vs. NYJ 11/24/13	54t	Stoney Case to Justin Armour at Atl., 10/3/99
66t	Jim Harbaugh to Floyd Turner at Ten., 12/6/98	54t	Vinny Testaverde to Michael Jackson vs. Jax., 8/31/97
65t	Joe Flacco to Todd Heap vs. TB, 11/28/10	53	Joe Flacco to Torrey Smith vs. Cle., 12/28/14
65t	Steve McNair to Mark Clayton at Ten., 11/12/06	53t	Joe Flacco to Mark Clayton vs. Phi., 11/23/08
65t	V. Testaverde to Michael Jackson at SF, 11/17/96	53	Kyle Boller to Devard Darling vs. NE, 12/3/07
64	Anthony Wright to Travis Taylor vs. Cin., 12/7/03	53t	Tony Banks to Qadry Ismail at Pit., 9/3/00
64	Jeff Blake to Travis Taylor at Atl., 11/3/02	53	Jim Harbaugh to Jermaine Lewis vs. Ind., 11/29/98
64	Tony Banks to Patrick Johnson vs. Cin., 12/26/99	53	Jim Harbaugh to Michael Jackson at GB, 10/25/98
64t	Eric Zeier to Jermaine Lewis vs. Pit., 9/6/98	53	Vinny Testaverde to Derrick Alexander vs. Pit., 12/1/96
64t	V. Testaverde to Derrick Alexander vs. NO, 9/29/96	52	Joe Flacco to Torrey Smith vs. Cin., 9/10/12
63	Joe Flacco to Tandon Doss vs. GB, 10/13/13	52	Joe Flacco to Ray Rice vs. NYJ, 10/2/11
63	Joe Flacco to Ray Rice at Min., 10/18/09	52	Kyle Boller to Mark Clayton vs. NE, 12/3/07
63	Elvis Grbac to Travis Taylor at Den., 9/30/01	52	Kyle Boller to Clarence Moore at Phi., 10/31/04
62t	Joe Flacco to Derrick Mason vs. Det., 12/13/09	52t	Vinny Testaverde to Bam Morris at Jax., 11/10/96
62t	Kyle Boller to Mark Clayton vs. Car., 10/15/06	52t	Stoney Case to Patrick Johnson at Atl., 10/3/99
61t	Joe Flacco to Steve Smith Sr. vs. Car., 9/28/14	51	Joe Flacco to Torrey Smith vs. Hou., 10/16/11
61t	Joe Flacco to Dennis Pitta vs. Den., 12/16/12	50t	Joe Flacco to Steve Smith Sr. vs. Cin., 9/27/15

ALL 300-YARD GAMES

429	Vinny Testaverde vs. STL, 10/27/96 (31 of 51)
389	Joe Flacco at STL, 9/25/11 (27 of 48)
385	Joe Flacco at Min., 10/18/09 (28 of 43)
384	Joe Flacco at Oak., 9/20/15 (32 of 45)
382	Joe Flacco vs. NE, 9/23/12 (28 of 39)
373	Steve McNair at Ten., 11/12/06 (29 of 47)
366	Vinny Testaverde vs. Jax., 11/24/96 (31 of 50)
362	Joe Flacco vs. Cin., 9/27/15 (32 of 49)
362	Joe Flacco at Den., 9/5/13 (34 of 62)
356	Joe Flacco vs. Cle., 9/27/12 (28 of 46)
355	Joe Flacco at SD, 11/25/12 (30 of 51)
353	Vinny Testaverde vs. NE, 10/6/96 (29 of 45)
349	Eric Zeier at Cin., 12/21/97 (28 of 41)
347	Joe Flacco at Buf., 9/29/13 (25 of 50)
345	Joe Flacco vs. Cin., 9/7/14 (35 of 62)
343	Joe Flacco at SF, 10/18/15 (33 of 53)
342	Joe Flacco vs. GB, 10/13/13 (20 of 34)
342	Joe Flacco vs. Cle., 9/27/09 (25 of 35)
341	Joe Flacco vs. Oak., 11/11/12 (21 of 33)
338	Vinny Testaverde at Den., 10/20/96 (27 of 45)
336	Joe Flacco vs. Ari., 10/30/11 (31 of 51)
336	Jeff Blake at Pit., 12/29/02 (19 of 26)
332	Tony Banks vs. Ten., 12/5/99 (18 of 31)
331	Vinny Testaverde vs. Mia., 10/19/97 (32 of 47)
327	Joe Flacco vs. Car., 9/28/14 (22 of 31)
326	Elvis Grbac at Cin., 9/23/01 (33 of 63)
322	Vinny Testaverde vs. Jax., 8/31/97 (24 of 41)
319	Joe Flacco vs. SD, 11/1/15 (25 of 37)
319	Anthony Wright vs. Sea., 11/23/03 (20 of 37)
318	Vinny Testaverde at Ten., 9/21/97 (23 of 37)
316	Joe Flacco vs. Jax., 11/15/15 (34 of 45)
316	Jeff Blake vs. NO, 12/8/02 (18 of 39)
312	Joe Flacco vs. Cle., 12/28/14 (22 of 36)
309	Joe Flacco vs. NYG, 12/23/12 (25 of 36)
308	Matt Schaub at Mia., 12/6/15 (32 of 46)
307	Joe Flacco vs. KC, 9/13/09 (26 of 43)
307	Steve McNair at Cle., 9/30/07 (34 of 53)
307	Vinny Testaverde vs. Hou., 12/22/96 (23 of 32)
306	Joe Flacco at TB, 10/12/14 (21 of 29)
305	Joe Flacco vs. Hou., 10/16/11 (20 of 33)
303	Joe Flacco at Pit., 11/2/14 (30 of 45)
302	Kyle Boller at Cin., 10/19/03 (15 of 27)
302	Eric Zeier vs. Sea., 12/7/97 (17 of 28)
301	Joe Flacco at Car., 11/21/10 (24 of 33)
300	Joe Flacco at Pit., 11/6/11 (28 of 47)

Current Ravens in Bold



PASSING RECORDS

PASSING RECORDS

HIGHEST QUARTERBACK PASSER RATING

CAREER (MIN. 450 ATT.)

84.7 **Joe Flacco (2008-15)**
 82.8 Vinny Testaverde (1996-97)
 79.9 Steve McNair (2006-07)

SEASON (MIN. 300 ATT.)

93.6 **Joe Flacco (2010)**
 91.0 **Joe Flacco (2014)**
 88.9 **Joe Flacco (2009)**

GAME (MIN. 15 ATT.)

149.7 **Joe Flacco (10/12/14 at TB)**
 137.4 **Joe Flacco (9/28/14 vs. Car.)**
 136.8 Kyle Boller (12/19/05 vs. GB)

MOST PASS ATTEMPTS

CAREER

4,070 **Joe Flacco (2008-15)**
 1,311 Kyle Boller (2003-08)
 1,019 Vinny Testaverde (1996-97)

SEASON

614 **Joe Flacco (2013)**
 554 **Joe Flacco (2014)**
 549 Vinny Testaverde (1996)

GAME

63 Elvis Grbac (9/23/01 at Cin.)
 62 **Joe Flacco (9/7/14 vs. Cin.)**
Joe Flacco (9/5/13 at Den.)

MOST PASS COMPLETIONS

CAREER

2,479 **Joe Flacco (2008-15)**
 746 Kyle Boller (2003-08)
 596 Vinny Testaverde (1996-97)

SEASON

362 **Joe Flacco (2013)**
 344 **Joe Flacco (2014)**
 325 Vinny Testaverde (1996)

GAME

35 **Joe Flacco (9/7/14 vs. Cin.)**
 34 **Joe Flacco (11/15/15 vs. Jax.)**
Joe Flacco (9/5/13 at Den.)
 Steve McNair (9/30/07 at Cle.)
 33 **Joe Flacco (10/18/15 at SF)**
 Elvis Grbac (9/23/01 at Cin.)

MOST PASSING YARDAGE

CAREER

28,322 **Joe Flacco (2008-15)**
 7,846 Kyle Boller (2003-08)
 7,148 Vinny Testaverde (1996-97)

SEASON

4,177 Vinny Testaverde (1996)
 3,986 **Joe Flacco (2014)**
 3,912 **Joe Flacco (2013)**

GAME

429 Vinny Testaverde (10/27/96 vs. STL - OT)
 389 **Joe Flacco (9/25/11 at STL)**
 385 **Joe Flacco (10/18/09 at Min.)**
 384 **Joe Flacco (9/20/15 at Oak.)**

MOST 400-YARD PASSING GAMES

CAREER

1 Vinny Testaverde (1996-97)

SEASON

1 Vinny Testaverde (1996)

MOST 300-YARD PASSING GAMES

CAREER

26 **Joe Flacco (2008-15)**
 8 Vinny Testaverde (1996-97)
 2 Steve McNair (2006-07)
 Jeff Blake (2002)
 Eric Zeier (1996-97)

SEASON

5 **Joe Flacco (2015, 2014, 2012)**
 Vinny Testaverde (1996)
 4 **Joe Flacco (2011)**
 3 **Joe Flacco (2013, 2009)**
 2 Jeff Blake (2002); Eric Zeier (1997)

LONGEST COMPLETION

92 Eric Zeier to Derrick Alexander
 (12/7/97 vs. Sea.)
 87t Steve McNair to Mark Clayton
 (12/10/06 at KC)
 86t Vinny Testaverde to Michael Jackson
 (12/22/96 vs. Hou.)

HIGHEST COMPLETION PERCENTAGE

CAREER (MIN. 400 ATT.)

63.6 Steve McNair (2006-07)
 60.9 **Joe Flacco (2008-15)**
 58.5 Vinny Testaverde (1996-97)

SEASON (MIN. 225 ATT.)

64.4 **Joe Flacco (2015)**
 63.1 **Joe Flacco (2009)**
 63.0 Steve McNair (2006)

GAME (MIN. 20 ATT.)

80.0 **Joe Flacco (11/1/09 vs. Den.), 20 of 25**
 Elvis Grbac (10/21/01 at Cle.), 16 of 20
 Elvis Grbac (9/9/01 vs. Chi.), 24 of 30
 79.4 Jim Harbaugh (11/1/98 vs. Jax.), 27 of 34

HIGHEST AVERAGE GAIN PER ATTEMPT

CAREER (MIN. 400 ATT.)

7.01 Vinny Testaverde (1996-97)
 6.96 **Joe Flacco (2008-15)**
 6.49 Elvis Grbac (2001)

SEASON (MIN. 225 ATT.)

7.61 Vinny Testaverde (1996)
 7.41 **Joe Flacco (2010)**
 7.24 **Joe Flacco (2009)**

GAME (MIN. 15 ATT.)

12.92 Jeff Blake (12/29/02 at Pit.), 26-336
 12.91 **Joe Flacco (12/28/08 vs. Jax.), 23-297**
 12.70 Eric Zeier (9/27/98 vs. Cin.), 20-254

MOST TOUCHDOWNS PASSING

CAREER

162 **Joe Flacco (2008-15)**
 51 Vinny Testaverde (1996-97)
 45 Kyle Boller (2003-08)

SEASON

33 Vinny Testaverde (1996)
 27 **Joe Flacco (2014)**
 25 **Joe Flacco (2010)**

GAME

5 **Joe Flacco (10/12/14 at TB)**
 Tony Banks (9/10/00 vs. Jax.)
 4 **Joe Flacco (12/20/09 vs. Chi.)**
 Kyle Boller (12/12/04 vs. NYG)
 Anthony Wright (11/23/03 vs. Sea.)
 Tony Banks (12/5/99 vs. Ten.)
 Vinny Testaverde (10/20/96 at Den.)

MOST GAMES, 4 OR MORE TD PASSES

CAREER

2 **Joe Flacco (2008-15)**
 Tony Banks (1999-2000)
 1 Kyle Boller (2003-08)
 Anthony Wright (2002-05)
 Vinny Testaverde (1996-97)

SEASON

1 **Joe Flacco (2014, 2009)**
 Kyle Boller (2004)
 Anthony Wright (2003)
 Tony Banks (2000, 1999)
 Vinny Testaverde (1996)

MOST GAMES, 3 OR MORE TD PASSES

CAREER

14 **Joe Flacco (2008-15)**
 10 Vinny Testaverde (1996-97)
 5 Kyle Boller (2003-08)

SEASON

7 Vinny Testaverde (1996)
 3 **Joe Flacco (2012, 2010)**
 Kyle Boller (2005)
 Tony Banks (1999)

MOST CONSECUTIVE GAMES, 3 OR MORE TD PASSES

4 Vinny Testaverde (5th-8th, 1996)
 3 Tony Banks (12th-14th, 1999)

MOST CONSECUTIVE GAMES, TD PASSES

13 Vinny Testaverde (13th, 1996-9th, 1997)
 10 **Joe Flacco (6th-15th, 2010)**
 9 **Joe Flacco (2nd-10th, 2015)**
 8 **Joe Flacco (9th-16th, 2014)**
Joe Flacco (6th-13th, 2013)
Joe Flacco (13th, 2011 - 4th, 2012)
Joe Flacco (6th-13th, 2008)

MOST CONSECUTIVE PASSES ATTEMPTED NOT INTERCEPTED

175 Eric Zeier (11/9/97-9/20/98)
 162 Steve McNair (11/12/06-12/24/06)
 137 **Joe Flacco (10/3/10-11/11/10)**
 126 **Joe Flacco (11/2/14-12/7/14)**
Joe Flacco (11/11/12-12/2/12)
 124 **Joe Flacco (10/12/08-11/16/08)**

MOST CONSECUTIVE PASSES COMPLETED

14 **Joe Flacco (11/1/09 vs. Den.)**
 12 Matt Schaub (12/6/15 at Mia.)
Joe Flacco (10/5/08 vs. Ten.)
 11 **Joe Flacco (9/7/14 vs. Cin. - 9/11/14 vs. Pit.)**
Joe Flacco (10/12/08 at Ind.)

MOST PASSES HAD INTERCEPTED

CAREER

102 **Joe Flacco (2008-15)**
 44 Kyle Boller (2003-08)
 34 Vinny Testaverde (1996-97)

SEASON

22 **Joe Flacco (2013)**
 19 Vinny Testaverde (1996)
 18 Elvis Grbac (2001)

GAME

5 **Joe Flacco (9/29/13 at Buf.)**
 4 **Joe Flacco (9/19/10 at Cin.)**
 Elvis Grbac (11/18/01 vs. Cle.)
 Vinny Testaverde (11/3/96 vs. Cin.)

MOST PASS ATTEMPTS, NO INTERCEPTIONS

GAME

51 **Joe Flacco (11/25/12 at SD)**
 50 Vinny Testaverde (11/24/96 vs. Jax.)
 48 **Joe Flacco (9/25/11 at STL)**
 47 **Joe Flacco (11/6/11 at Pit.)**
 Vinny Testaverde (10/19/97 vs. Mia.)
 43 **Joe Flacco (10/18/09 at Min.)**
 Steve McNair (11/30/06 at Cin.)

LOWEST PCT. PASSES HAD INTERCEPTED

CAREER (MIN. 450 ATT.)

2.4 Steve McNair (2006-07)
 2.5 **Joe Flacco (2008-15)**
 2.7 Tony Banks (1999-2000)

SEASON (MIN. 225 ATT.)

1.9 **Joe Flacco (2012)**
 2.0 **Joe Flacco (2010)**
 2.2 **Joe Flacco (2014, 2011)**
 2.4 **Joe Flacco (2009)**
 Kyle Boller (2004)

MOST TIMES SACKED

CAREER

257 **Joe Flacco (2008-15)**
 102 Kyle Boller (2003-08)
 54 Vinny Testaverde (1996-97)

SEASON

48 **Joe Flacco (2013)**
 40 **Joe Flacco (2010)**
 36 **Joe Flacco (2009)**

GAME

7 Jeff Blake (11/17/02 at Mia.)
 Tony Banks (11/21/99 at Cin.)
 Eric Zeier (12/21/97 at Cin.)

RECEIVING RECORDS

TOP 10 CAREER RECEIVING YARDS

RANK	NAME (SEASONS)	REC	YDS	AVG	LG	TD
1	Mason, Derrick (2005-10)	471	5,777	12.3	79t	29
2	Heap, Todd (2001-10)	467	5,492	11.8	65t	41
3	Smith, Torrey (2011-14)	213	3,591	16.9	74t	30
4	Clayton, Mark (2005-09)	234	3,116	13.3	87t	12
5	Rice, Ray (2008-13)	369	3,034	8.2	63	6
6	Ismail, Qadry (1999-2001)	191	2,819	14.8	77t	18
7	Taylor, Travis (2000-04)	204	2,758	13.5	73t	15
8	Boldin, Anquan (2010-12)	186	2,645	14.2	61	14
9	Jackson, Michael (1996-98)	183	2,596	14.2	86t	18
10	Alexander, Derrick (1996-97)	127	2,108	16.6	92	18

RECEIVING RECORDS

MOST RECEPTIONS

CAREER

471 Derrick Mason (2005-10)
467 Todd Heap (2001-10)
369 Ray Rice (2008-13) - RB

SEASON

103 Derrick Mason (2007)
86 Derrick Mason (2005)
80 Derrick Mason (2008)
79 **Steve Smith Sr. (2014)**

GAME

13 **Steve Smith Sr. (9/27/15 vs. Cin.)**
Priest Holmes (10/11/98 vs. Ten.) - RB
12 **Javorius Allen (12/6/15 at Mia.) - RB**
11 Derrick Mason (10/7/07 at SF)
10 **Steve Smith Sr. (9/20/15 at Oak.)**
Dennis Pitta (9/7/14 vs. Cin.)
Ed Dickson (11/13/11 at Sea.)
Ray Rice (10/18/09 at Min.) - RB
Derrick Mason (9/30/07 at Cle.)
Floyd Turner (12/13/98 vs. Min.)

MOST SEASONS, 50 OR MORE RECEPTIONS

6 Derrick Mason (2005-10)
5 Ray Rice (2009-13)
Todd Heap (2009, 2006, 2005, 2003, 2002)
3 Anquan Boldin (2010-12)

MOST CONSECUTIVE GAMES W/ A RECEPTION

74 Todd Heap (2002-07)
71 Ray Rice (2008-12)
46 Derrick Mason (2006-09)

MOST RECEIVING YARDAGE

CAREER

5,777 Derrick Mason (2005-10), 471 rec.
5,492 Todd Heap (2001-10), 467 rec.
3,591 Torrey Smith (2011-14), 213 rec.

SEASON

1,201 Michael Jackson (1996), 76 rec.
1,128 Torrey Smith (2013), 65 rec.
1,105 Qadry Ismail (1999), 68 rec.

GAME

258 Qadry Ismail (12/12/99 at Pit.), 6 rec.
198 Derrick Alexander (12/1/96 vs. Pit.), 7 rec.
186 **Steve Smith Sr. (9/27/15 vs. Cin.), 13 rec.**

MOST RECEIVING YARDAGE IN A HALF

210 Qadry Ismail (12/12/99 at Pit.), 4 rec.
166 Derrick Alexander (12/1/96 vs. Pit.), 5 rec.
144 Torrey Smith (9/25/11 at STL), 4 rec.

MOST SEASONS, 1,000 OR MORE YARDS, RECEIVING

4 Derrick Mason (2009, 2008, 2007, 2005)
2 Qadry Ismail (2001, 1999)
Derrick Alexander (1997, 1996)

MOST 100-YARD RECEIVING GAMES

CAREER

9 Mark Clayton (2005-09)
7 **Steve Smith Sr. (2014-15)**
Derrick Mason (2005-10)
Derrick Alexander (1996-97)
6 Torrey Smith (2011-14)
Anquan Boldin (2010-12)
5 Qadry Ismail (1999-2001)
Michael Jackson (1996-98)

SEASON

4 **Steve Smith Sr. (2014)**
Mark Clayton (2006)
Michael Jackson (1996)
3 **Steve Smith Sr. (2015)**
Anquan Boldin (2010)
Qadry Ismail (1999)
Derrick Alexander (1997, 1996)

MOST CONSECUTIVE GAMES, AT LEAST 100 YARDS, RECEIVING

3 Qadry Ismail (1999)
2 **Steve Smith Sr. (2015, 2014)**
Torrey Smith (2013)
Floyd Turner (1998, 1996)
Michael Jackson (1997, 1996)

LONGEST PASS RECEPTION

92 Derrick Alexander (12/7/97 vs. Sea.)
87t Mark Clayton (12/10/06 at KC)
86t Michael Jackson (12/22/96 vs. Hou.)

AVERAGE GAIN PER RECEPTION

CAREER (MIN. 60 RECEPTIONS)

16.9 Torrey Smith (2011-14), 213-3,591
16.6 Derrick Alexander (1996-97), 127-2,108
16.0 Demetrius Williams (2006-09), 63-1,008

SEASON (MIN. 25 RECEPTIONS)

19.1 Jermaine Lewis (1998), 41-784
18.1 Patrick Johnson (1999), 29-526
17.7 Derrick Alexander (1996), 62-1,099

GAME (MIN. 3 RECEPTIONS)

43.0 Qadry Ismail (12/12/99 at Pit.), 6-258
34.5 Travis Taylor (10/19/03 at Cin.), 4-138
33.2 Torrey Smith (9/29/13 at Buf.), 5-166

MOST TD RECEPTIONS

CAREER

41 Todd Heap (2001-10)
30 Torrey Smith (2011-14)
29 Derrick Mason (2005-10)

SEASON

14 Michael Jackson (1996)
11 Torrey Smith (2014)
9 Derrick Alexander (1997, 1996)
8 Torrey Smith (2012)
7 Marlon Brown (2013)
Dennis Pitta (2012)
Torrey Smith (2011)
Derrick Mason (2010, 2009)
Anquan Boldin (2010)
Todd Heap (2005)
Qadry Ismail (2001)

GAME

4 Marcus Robinson (11/23/03 vs. Sea.)
3 Torrey Smith (9/25/11 at STL)
Anquan Boldin (9/26/10 vs. Cle.)
Qadry Ismail (12/12/99 at Pit.)
Michael Jackson (12/22/96 vs. Hou.)
2 37 times, **last by Steve Smith Sr. (9/27/15 vs. Cin.)**

MOST CONSECUTIVE GAMES, TD RECEPTIONS

5 Michael Jackson (1996, 7th-11th games)
4 Derrick Alexander (1997, 6th-9th games)
3 Todd Heap (2006, 2nd-4th games)

ALL 100-YARD GAMES

258 Qadry Ismail at Pit., 12/12/99 (6 rec.)
198 Derrick Alexander vs. Pit., 12/1/96 (7 rec.)
186 **Steve Smith Sr. vs. Cin., 9/27/15 (13 rec.)**
166 Torrey Smith at Buf., 9/29/13 (5 rec.)
165 Torrey Smith vs. Cin., 11/20/11 (6 rec.)
164 Mark Clayton at Cin., 11/30/08 (5 rec.)
152 Torrey Smith at STL, 9/25/11 (5 rec.)
150 **Steve Smith Sr. at Oak., 9/20/15 (10 rec.)**
150 Derrick Alexander vs. Sea., 12/7/97 (6 rec.)
150 Michael Jackson vs. Jax., 11/24/96 (9 rec.)
147 Floyd Turner vs. Min., 12/13/98 (10 rec.)
146 Todd Heap at Pit., 12/29/02 (7 rec.)
145 Anquan Boldin vs. Ari., 10/30/11 (7 rec.)
144 Torrey Smith at SD, 11/25/12 (7 rec.)
143 Michael Jackson vs. Jax., 8/31/97 (8 rec.)
142 Anquan Boldin vs. Cle., 9/26/10 (8 rec.)
142 Derrick Mason vs. Ind., 11/22/09 (9 rec.)
139 **Steve Smith Sr. vs. Car., 9/28/14 (7 rec.)**
138 Travis Taylor at Cin., 10/19/03 (4 rec.)
137 **Steve Smith Sr. at SF, 10/18/15 (7 rec.)**
137 Derrick Mason at Pit., 9/29/08 (8 rec.)
136 Derrick Mason at Cle., 11/2/08 (9 rec.)
132 Anquan Boldin vs. Hou., 10/16/11 (8 rec.)
132 Derrick Mason at Cle., 9/24/06 (7 rec.)
131 Anquan Boldin vs. Cle., 9/27/12 (9 rec.)
131 Marcus Robinson vs. Sea., 11/23/03 (7 rec.)
129 Mark Clayton vs. Pit., 11/29/09 (7 rec.)
129 Todd Heap at Cin., 10/19/03 (7 rec.)
129 Qadry Ismail at Ten., 11/12/01 (8 rec.)
128 **Kamar Aiken vs. KC, 12/20/15 (8 rec.)**
128 Mark Clayton vs. Jax., 12/28/08 (4 rec.)
128 Michael Jackson vs. NE, 10/6/96 (8 rec.)
127 Torrey Smith vs. NE, 9/23/12 (6 rec.)
127 Travis Taylor at Atl., 11/3/02 (4 rec.)
126 Derrick Alexander at Den., 10/20/96 (6 rec.)
125 **Dennis Pitta vs. Den., 12/16/12 (7 rec.)**
125 Mark Clayton at Ten., 11/12/06 (7 rec.)
124 Jermaine Lewis at Ten., 9/21/97 (8 rec.)
123 Derrick Alexander vs. NE, 10/6/96 (6 rec.)
122 Jermaine Lewis vs. Cin., 9/27/98 (4 rec.)
121 Torrey Smith at Mia., 10/6/13 (6 rec.)
118 Anquan Boldin vs. Pit., 12/5/10 (5 rec.)
118 Derrick Mason vs. Cle., 9/27/09 (5 rec.)
118 **Steve Smith Sr. vs. Cin., 9/7/14 (7 rec.)**
117 Ray Rice at Min., 10/18/09 (10 rec.)
117 Jermaine Lewis at Jax., 9/20/98 (4 rec.)
117 Michael Jackson vs. Hou., 12/22/96 (5 rec.)
115 Qadry Ismail vs. NO, 12/19/99 (7 rec.)
114 Patrick Johnson at NE, 1/2/00 (9 rec.)
113 Qadry Ismail vs. Ten., 12/5/99 (5 rec.)
113 Michael Jackson vs. STL, 10/27/96 (7 rec.)
112 Mark Clayton at KC, 12/10/06 (5 rec.)
111 Derrick Alexander at Cin., 12/21/97 (5 rec.)
110 **Steve Smith Sr. at TB, 10/12/14 (5 rec.)**
110 Anquan Boldin at NYJ, 9/13/10 (7 rec.)
110 Todd Heap vs. GB, 12/19/05 (9 rec.)
108 Mark Clayton at Pit., 12/24/06 (7 rec.)
108 Jamal Lewis vs. NO, 12/8/02 (4 rec.)
108 Floyd Turner at Ten., 12/6/98 (4 rec.)
108 Floyd Turner vs. STL, 10/27/96 (6 rec.)
107 **Javorius Allen at Mia., 12/6/15 (12 rec.)**
107 Mark Clayton vs. Cin., 11/11/07 (8 rec.)
107 Devard Darling vs. Cle., 11/18/07 (4 rec.)
105 Mark Clayton at Den., 12/11/05 (7 rec.)
105 Jermaine Lewis vs. Mia., 10/19/97 (6 rec.)
104 Shannon Sharpe vs. Ten., 10/22/00 (8 rec.)
104 Derrick Alexander vs. Cin., 9/7/97 (8 rec.)
104 Floyd Turner vs. Cin., 11/3/96 (6 rec.)
103 Jacoby Jones vs. NYJ, 11/24/13 (4 rec.)
103 Derrick Mason vs. Min., 12/25/05 (9 rec.)
102 Marcus Robinson vs. Pit., 12/28/03 (6 rec.)
102 Qadry Ismail at Pit., 9/3/00 (7 rec.)
101 **Crockett Gillmore vs. STL, 11/22/15 (5 rec.)**
101 **Steve Smith Sr. at Cle. 9/21/14 (5 rec.)**
101 Mark Clayton vs. Car., 10/15/06 (5 rec.)
101 Shannon Sharpe vs. Dal., 11/19/00 (5 rec.)
100 Derrick Mason at NE, 10/17/10 (8 rec.)
100 Demetrius Williams vs. Cle., 12/17/06 (2 rec.)

Current Ravens in Bold

RUSHING RECORDS

TOP 10 CAREER RUSHING YARDS

RANK	NAME (SEASONS)	ATT	YDS	AVG	LG	TD
1	Lewis, Jamal (2000-06)	1,822	7,801	4.3	82t	45
2	Rice, Ray (2008-13)	1,430	6,180	4.3	70t	37
3	McGahee, Willis (2007-10)	673	2,802	4.2	77t	31
4	Holmes, Priest (1997-2000)	459	2,102	4.6	72	10
5	Forsett, Justin (2014-15)	386	1,907	4.9	52	10
6	Taylor, Chester (2002-05)	373	1,599	4.3	52	4
7	Morris, Byron "Bam" (1996-97)	376	1,511	4.0	25	8
8	Pierce, Bernard (2012-14)	353	1,334	3.8	78	5
9	McClain, LeRon (2007-10)	314	1,185	3.8	82t	12
10	Rhett, Errict (1998-99)	280	1,032	3.7	52t	5

RUSHING RECORDS

MOST RUSHING ATTEMPTS

CAREER	NAME	SEASONS
1,822	Jamal Lewis	(2000-06)
1,430	Ray Rice	(2008-13)
673	Willis McGahee	(2007-10)

SEASON	NAME	SEASONS
387	Jamal Lewis	(2003)
314	Jamal Lewis	(2006)
309	Jamal Lewis	(2000)

GAME	NAME	DATE	OPPONENT
36	Priest Holmes	11/22/98	at Cin.
	Bam Morris	10/26/97	at Was.
35	Jay Graham	11/16/97	vs. Phi. - OT

MOST YARDAGE

CAREER	NAME	YARDS
7,801	Jamal Lewis	(2000-06)
6,180	Ray Rice	(2008-13)
2,802	Willis McGahee	(2007-10)

SEASON	NAME	YARDS
2,066	Jamal Lewis	(2003)
1,364	Ray Rice	(2011)
	Jamal Lewis	(2000)
1,339	Ray Rice	(2009)
1,327	Jamal Lewis	(2002)
1,266	Justin Forsett	(2014)

GAME	NAME	YARDS	DATE	OPPONENT
295	Jamal Lewis	9/14/03	vs. Cle.	
227	Priest Holmes	11/22/98	at Cin.	
205	Jamal Lewis	12/21/03	at Cle.	
204	Ray Rice	12/4/11	at Cle.	
191	Ray Rice	1/1/12	at Cin.	

MOST 100-YARD RUSHING GAMES

CAREER	NAME	GAMES
30	Jamal Lewis	(2000-06)
18	Ray Rice	(2008-13)
9	Willis McGahee	(2007-10)

SEASON	NAME	GAMES
12	Jamal Lewis	(2003)
6	Ray Rice	(2011)
5	Justin Forsett	(2014)
	Willis McGahee	(2007)
	Jamal Lewis	(2002)
	Jamal Lewis	(2000)
4	Ray Rice	(2012, 2009)
	Jamal Lewis	(2004)
	Errict Rhett	(1999)
	Priest Holmes	(1998)

LONGEST RUN FROM SCRIMMAGE

RANK	NAME	YARDS	DATE	OPPONENT
82t	LeRon McClain	12/20/08	at Dal.	
	Jamal Lewis	9/14/03	vs. Cle.	
78	Bernard Pierce	12/23/12	vs. NYG	
77t	Willis McGahee	1/3/10	at Oak.	
	Willis McGahee	12/20/08	at Dal.	

MOST RUSHING TOUCHDOWNS

CAREER	NAME	TOUCHDOWNS
45	Jamal Lewis	(2000-06)
37	Ray Rice	(2008-13)
31	Willis McGahee	(2007-10)

SEASON	NAME	TOUCHDOWNS
14	Jamal Lewis	(2003)
12	Ray Rice	(2011), Willis McGahee (2009)
10	LeRon McClain	(2008)

GAME	NAME	TOUCHDOWNS	DATE	OPPONENT
3	Ray Rice	10/30/11	vs. Ari.	
	Willis McGahee	1/3/10	at Oak.	
	Jamal Lewis	twice,	11/19/06 vs. ATL;	
			12/7/03 vs. Cin.)	
2	30 times	(last by Joe Flacco,	10/11/15 vs. Cle.)	

MOST CONSECUTIVE GAMES W/ A RUSHING TD

RANK	NAME	GAMES
7	Willis McGahee	(2007)
4	Ray Rice	(2009)
	Jamal Lewis	(2003)
3	Willis McGahee	(twice in 2009, once in 2010)
	LeRon McClain	(2008)
	Jamal Lewis	(2006, 2004, 2000)

HIGHEST RUSHING AVERAGE

CAREER (MIN. 350 CARRIES)	NAME	AVERAGE
4.9	Justin Forsett	(2014-15)
4.6	Priest Holmes	(1997-2000)
4.3	Ray Rice	(2008-13)
	Jamal Lewis	(2000-06)
	Chester Taylor	(2002-05)

SEASON (MIN. 100 CARRIES)	NAME	AVERAGE
5.4	Justin Forsett	(2014)
5.3	Ray Rice	(2009)
	Jamal Lewis	(2003)
5.0	Willis McGahee	(2009)

GAME (MIN. 10 CARRIES)	NAME	AVERAGE	DATE	OPPONENT
12.8	Ray Rice	12/13/09	vs. Det.	
10.4	Willis McGahee	1/3/10	at Oak.	
10.3	Jamal Lewis	9/26/04	at Cin.	

LONGEST RUNS

82t	LeRon McClain	at Dal., 12/20/08
82t	Jamal Lewis	vs. Cle., 9/14/03
78	Bernard Pierce	vs. NYG, 12/23/12
77t	Willis McGahee	at Oak., 1/3/10
77t	Willis McGahee	at Dal., 12/20/08
75t	Jamal Lewis	at Cin., 9/26/04
75	Jamal Lewis	at Cle., 10/6/02
72t	Jamal Lewis	at Cle., 12/21/03
72	Priest Holmes	vs. Ten., 12/5/99
70t	Ray Rice	at Cin., 1/1/12
67	Ray Rice	at Cle., 12/4/11
64t	Priest Holmes	at Pit., 12/12/99
63t	Jamal Lewis	vs. Cle., 9/14/03
60	Ray Rice	at Cle., 11/2/08
59	Ray Rice	vs. Cin., 11/20/11
59t	Ray Rice	vs. Det., 12/13/09
56	Priest Holmes	at Cin., 11/22/98
55	Moe Williams	vs. Ind., 12/2/01
53	Ray Rice	at STL, 9/25/11
52	Justin Forsett	at TB, 10/12/14
52	Ray Rice	vs. Det., 12/13/09
52	Jamal Lewis	vs. Cle., 12/17/06
52	Jamal Lewis	at Ari., 10/12/03
52t	Errict Rhett	at Cle., 11/7/99
52	Chester Taylor	vs. Cle., 10/16/05
51t	Ray Rice	at Cin., 1/1/12
50	Ray Rice	vs. NO., 12/19/10
50	Ray Rice	at NE, 10/4/09

ALL 100-YARD GAMES

295	Jamal Lewis	vs. Cle., 9/14/03 (30 car.)
227	Priest Holmes	at Cin., 11/22/98 (36 car.)
205	Jamal Lewis	at Cle., 12/21/03 (22 car.)
204	Ray Rice	at Cle., 12/4/11 (29 car.)
191	Ray Rice	at Cin., 1/1/12 (24 car.)
187	Jamal Lewis	at Cle., 10/6/02 (26 car.)
187	Jamal Lewis	vs. Dal., 11/19/00 (28 car.)
186	Jamal Lewis	at Cin., 9/26/04 (18 car.)
182	Justin Forsett	at NO, 11/24/14 (22 car.)
180	Jamal Lewis	vs. Cin., 12/7/03 (30 car.)
176	Bam Morris	at Was., 10/26/97 (36 car.)
173	Priest Holmes	vs. Cin., 9/27/98 (27 car.)
170	Jamal Lewis	vs. Cle., 11/26/00 (30 car.)
167	Willis McGahee	at Oak., 1/3/10 (16 car.)
167	Jamal Lewis	vs. Mia., 1/2/05 (34 car.)
166	Ray Rice	vs. Det., 12/13/09 (13 car.)
154	Ray Rice	at Cle., 11/2/08 (21 car.)
154	Jay Graham	vs. Phi., 11/16/97 (35 car.)
153	Ray Rice	vs. NO, 12/19/10 (31 car.)
150	Justin Forsett	at Pit., 10/1/15 (27 car.)
149	Ernest Byner	vs. NO, 9/29/96 (24 car.)
141	Ray Rice	at Pit., 12/27/09 (30 car.)
139	LeRon McClain	at Dal., 12/20/08 (22 car.)
139	Chester Taylor	vs. Cin., 12/5/04 (23 car.)
138	Willis McGahee	vs. NE, 12/3/07 (30 car.)
136	Errict Rhett	at Atl., 10/3/99 (27 car.)
135	Jamal Lewis	vs. Cin., 11/10/02 (21 car.)
134	Jamal Lewis	vs. Den., 10/26/03 (32 car.)
133	Ray Rice	vs. Den., 10/10/10 (27 car.)
133	Terry Allen	vs. Min., 1/7/02 (23 car.)
132	Jamal Lewis	at SD, 9/21/03 (23 car.)
132	Priest Holmes	vs. Det., 12/27/98 (28 car.)
131	Ray Rice	at Chi., 11/17/13 (25 car.)
131	Jamal Lewis	at Ari., 10/12/03 (21 car.)
130	Jamal Lewis	at Ind., 12/19/04 (20 car.)
130	Priest Holmes	at Pit., 12/12/99 (18 car.)
130	Bam Morris	at NYJ, 11/2/97 (31 car.)
126	Jamal Lewis	at Ari., 12/17/00 (29 car.)
125	Jamal Lewis	at Oak., 12/14/03 (24 car.)
123	Bernard Pierce	vs. NYG, 12/23/12 (14 car.)
121	Justin Forsett	vs. Cle., 10/11/15 (21 car.)
121	Ray Rice	at Was., 12/9/12 (20 car.)
121	Jamal Lewis	at Cin., 12/1/02 (22 car.)
119	Justin Forsett	vs. Cle., 12/28/14 (17 car.)
119	Jamal Lewis	vs. Jax., 10/20/02 (28 car.)
119	Priest Holmes	at Pit., 9/3/00 (27 car.)
117	Jamal Lewis	vs. Sea., 11/23/03 (26 car.)
117	Errict Rhett	at Cle., 11/7/99 (17 car.)
117	Bam Morris	at Cin., 12/8/96 (21 car.)
116	Jamal Lewis	at Was., 10/10/04 (28 car.)
116	Jamal Lewis	vs. Cin., 9/24/00 (25 car.)
115	Jamal Lewis	vs. KC, 9/28/03 (26 car.)
114	Willis McGahee	at Buf., 10/21/07 (19 car.)
114	Jamal Lewis	vs. Pit., 12/28/03 (27 car.)
113	Jamal Lewis	at Cin., 11/27/05 (23 car.)
113	Errict Rhett	vs. Cle., 9/26/99 (22 car.)
112	Willis McGahee	at Hou., 11/9/08 (25 car.)
112	Justin Forsett	vs. Ten., 11/9/14 (20 car.)
111	Justin Forsett	at TB, 10/12/14 (14 car.)
111	Jamal Lewis	at STL, 11/9/03 (27 car.)
111	Moe Williams	vs. Ind., 12/2/01 (24 car.)
109	Jamal Lewis	vs. Cle., 12/17/06 (22 car.)
109	Jamal Lewis	vs. NO, 10/29/06 (31 car.)
109	Jamal Lewis	at Cin., 11/5/00 (22 car.)
109	Bam Morris	at Jax., 11/10/96 (26 car.)
108	Ray Rice	vs. KC, 9/13/09 (19 car.)
108	Willis McGahee	at Dal., 12/20/08 (8 car.)
108	Terry Allen	vs. Ten., 10/7/01 (22 car.)
107	Ray Rice	vs. NYG, 12/23/12 (24 car.)
107	Ray Rice	vs. Pit., 9/11/11 (19 car.)
106	Justin Forsett	vs. SD, 11/30/14 (24 car.)
105	Willis McGahee	at Mia., 10/19/08 (19 car.)
105	Jamal Lewis	vs. GB, 12/19/05 (22 car.)
104	Ray Rice	vs. Cin., 11/20/11 (20 car.)
104	Willis McGahee	at Mia., 12/16/07 (29 car.)
104	Willis McGahee	at Cle., 9/30/07 (14 car.)
104	Chester Taylor	vs. NYG, 12/12/04 (25 car.)
103	Ray Rice	vs. Ind., 12/11/11 (26 car.)
103	Ray Rice	at NE, 10/4/09 (11 car.)
103	Priest Holmes	vs. Ind., 11/29/98 (22 car.)
102	Ray Rice	at KC, 10/7/12 (17 car.)
102	Willis McGahee	vs. Cle., 11/18/07 (21 car.)
101	Ray Rice	vs. NE, 9/23/12 (20 carries)
101	Ray Rice	vs. Hou., 10/16/11 (23 carries)
101	Jamal Lewis	at Cin., 10/19/03 (19 car.)
101	Errict Rhett	vs. Pit., 9/19/99 (22 car.)
100	Jamal Lewis	vs. Cle., 12/22/02 (21 car.)
100	Priest Holmes	vs. Ten., 12/5/99 (9 car.)
100	Bam Morris	vs. Pit., 12/1/96 (28 car.)

Current Ravens in Bold

SCRIMMAGE/COMBINED YARDS

TOP 10 CAREER SCRIMMAGE YARDS

RANK	NAME (SEASONS)	RUSH	RUSH YDS	REC	REC YDS	TOTAL ATT	SCRIM YDS
1	Rice, Ray (2008-13)	1,430	6,180	369	3,034	1,799	9,214
2	Lewis, Jamal (2000-06)	1,822	7,801	160	1,365	1,982	9,166
3	Mason, Derrick (2005-10)	3	1	471	5,777	474	5,778
4	Heap, Todd (2001-10)	8	61	467	5,492	475	5,553
5	Smith, Torrey (2011-14)	7	48	213	3,591	220	3,639
6	McGahee, Willis (2007-10)	673	2,802	96	544	769	3,346
7	Clayton, Mark (2005-09)	25	112	234	3,116	259	3,228
8	Taylor, Travis (2000-04)	29	224	204	2,758	233	2,982
9	Ismail, Qadry (1999-2001)	1	4	191	2,819	192	2,823
10	Holmes, Priest (1997-2000)	459	2,102	88	585	547	2,687

SCRIMMAGE YARDS RECORDS

MOST ATTEMPTS

CAREER
1,982 Jamal Lewis (2000-06)
1,799 Ray Rice (2008-13)
769 Willis McGahee (2007-10)
SEASON
413 Jamal Lewis (2003)
370 Ray Rice (2010)
367 Ray Rice (2011)
355 Jamal Lewis (2002)
GAME
40 Jay Graham (11/16/97 vs. Phi.)
38 Bam Morris (10/26/97 at Was.)
36 Ray Rice (12/19/10 vs. NO)
Ray Rice (10/17/10 at NE)
Priest Holmes (11/22/98 at Cin.)

MOST YARDAGE GAINED

CAREER
9,214 Ray Rice (2008-13)
9,166 Jamal Lewis (2000-06)
5,778 Derrick Mason (2005-10)
SEASON
2,271 Jamal Lewis (2003)
2,068 Ray Rice (2011)
2,041 Ray Rice (2009)
1,776 Ray Rice (2010)
GAME
295 Jamal Lewis (9/14/03 vs. Cle.)
258 Qadry Ismail (12/12/99 at Pit.)
233 Ray Rice (12/19/10 vs. NO)

TOP 10 CAREER COMBINED YARDS

RECEIVING, RUSHING, KICKOFF RETURN, PUNT RETURN AND FUMBLE RECOVERY YARDS

RANK	NAME (SEASONS)	NO	YDS	AVG	TD
1	Rice, Ray (2008-13)	1,807	9,377	5.2	43
2	Lewis, Jamal (2000-06)	1,982	9,166	4.6	47
3	Lewis, Jermaine (1996-2001)	532	8,001	15.0	22
4	Mason, Derrick (2005-10)	474	5,778	12.2	29
5	Heap, Todd (2001-10)	475	5,553	11.7	41
6	Jones, Jacoby (2012-14)	269	4,904	18.2	8
7	Sams, B.J. (2004-07)	264	4,502	17.1	3
8	Smith, Torrey (2011-14)	221	3,663	16.6	30
9	Taylor, Chester (2002-05)	523	3,273	6.3	7
10	Clayton, Mark (2005-09)	266	3,270	12.3	14

COMBINED YARDS RECORDS

RECEIVING, RUSHING, KICKOFF RETURN, PUNT RETURN AND FUMBLE RECOVERY YARDS

MOST ATTEMPTS

CAREER
1,982 Jamal Lewis (2000-06)
1,807 Ray Rice (2008-13)
551 Priest Holmes (1997-2000)
SEASON
413 Jamal Lewis (2003)
370 Ray Rice (2010)
367 Ray Rice (2011)
355 Jamal Lewis (2002)
GAME
40 Jay Graham (11/16/97 vs. Phi.)
38 Bam Morris (10/26/97 at Was.)
36 Ray Rice (12/19/10 vs. NO)
Ray Rice (10/17/10 at NE)
Priest Holmes (11/22/98 at Cin.)

MOST YARDAGE GAINED

CAREER
9,377 Ray Rice (2008-13)
9,166 Jamal Lewis (2000-06)
8,001 Jermaine Lewis (1996-2001)
SEASON
2,271 Jamal Lewis (2003)
2,068 Ray Rice (2011)
2,043 Ray Rice (2009)
2,025 Jermaine Lewis (1997)
GAME
308 Jermaine Lewis (12/7/97 vs. Sea.)
295 Jamal Lewis (9/14/03 vs. Cle.)
258 Qadry Ismail (12/12/99 at Pit.)

YARDS FROM SCRIMMAGE (ALL 150-YARD GAMES)

295	Jamal Lewis vs. Cle., 9/14/03
258	Qadry Ismail at Pit., 12/12/99
233	Ray Rice vs. NO, 12/19/10
232	Jamal Lewis at Cin., 9/26/04
227	Priest Holmes at Cin., 11/22/98
226	Jamal Lewis at Cle., 12/21/03
219	Ray Rice vs. Det., 12/13/09
214	Ray Rice at Cle., 12/4/11
213	Jamal Lewis at Cle., 10/6/02
207	Jamal Lewis vs. Dal., 11/19/00
199	Ray Rice at Cin., 1/1/12
198	Derrick Alexander vs. Pit., 12/1/96
194	Ray Rice at Min., 10/18/09
190	Justin Forsett at NO, 11/24/14
186	Steve Smith Sr. vs. Cin., 9/27/15
184	Bam Morris at Was., 10/26/97
182	Bam Morris at Jax., 11/10/96
180	Jamal Lewis at Cin., 12/7/03
180	Ray Rice vs. Mia., 11/7/10
179	Jamal Lewis at Cin., 11/5/00
178	Priest Holmes vs. Cin., 9/27/98
176	Ray Rice at Cle., 11/2/08
170	Javorius Allen at Mia., 12/6/15
170	Justin Forsett vs. Cle., 10/11/15
170	Jamal Lewis vs. Cle., 11/26/00
169	Jay Graham vs. Phi., 11/16/97
167	Jamal Lewis vs. Mia., 1/2/05
167	Willis McGahee at Oak., 1/3/10
166	Torrey Smith at Buf., 9/29/13
166	Travis Taylor at Atl., 11/3/02
165	Torrey Smith vs. Cin., 11/20/11
164	Ray Rice at SD, 11/25/12
164	Mark Clayton at Cin., 11/30/08
164	Ray Rice at STL, 9/25/11
164	Chester Taylor vs. Cin., 12/5/04
162	Torrey Smith at STL, 9/25/11
162	Jamal Lewis vs. Den., 10/26/03
161	Ray Rice vs. Hou., 10/16/11
160	Jamal Lewis vs. Sea., 11/23/03
159	Ray Rice vs. Den., 10/10/10
159	Willis McGahee vs. NE, 12/3/07
159	Jamal Lewis vs. KC, 9/28/03
158	Ray Rice vs. NYG, 12/23/12
156	Jamal Lewis vs. NO, 12/8/02
155	Ray Rice at Pit., 12/27/09
155	Ray Rice vs. Pit., 11/29/09
152	Willis McGahee at Mia., 10/19/08
152	Ray Rice at Phi., 9/16/12
152	Ray Rice at NE, 10/4/09
151	Priest Holmes at Pit., 9/3/00
150	Justin Forsett at Pit., 10/1/15
150	Steve Smith Sr. at Oak., 9/20/15
150	Derrick Alexander vs. Sea., 12/7/97
150	Michael Jackson vs. Jax., 11/24/96
150	Ray Rice vs. NE, 9/23/12

Current Ravens in Bold



INTERCEPTIONS RECORDS

TOP CAREER INTERCEPTIONS

RANK	NAME (SEASONS)	NO	YDS	AVG	LG	TD
1	Reed, Ed (2002-12)	61	1,541	25.3	107t*	7
2	Lewis, Ray (1996-2012)	31	503	16.2	64	3
3	McAlister, Chris (1999-2008)	26	486	18.7	98t	5
4	Starks, Duane (1998-2001)	20	196	9.8	64	1
	Woodson, Rod (1998-2001)	20	380	19.0	66t	5
6	Webb, Lardarius (2009-15)	12	143	11.9	73t	1
7	Landry, Dawan (2006-10)	9	213	23.7	48t	3
8	Langham, Antonio (1996-97)	8	99	12.4	40t	1
	Rolle, Samari (2005-09)	8	76	9.5	44	0
	Smith, Jimmy (2011-15)	8	103	12.9	32	1
	Williams, Chad (2002-05)	8	320	40.0	98t	3
12	Suggs, Terrell (2003-15)	7	144	20.6	44t	2
13	Graham, Corey (2012-13)	6	48	8.0	28	0
	Thomas, Adalius (2000-06)	6	120	20.0	32	2
15	Baxter, Gary (2001-04)	5	74	14.8	34	0
	Harris, Corey (1998-2001)	5	69	13.8	42	1
	Moore, Stevon (1996-99)	5	66	13.2	38	0
	Ngata, Haloti (2006-14)	5	84	16.8	60	0
	Sanders, Deion (2004-05)	5	144	28.8	48t	1
	Smith, Daryl (2013-15)	5	40	8.0	37t	1
	Staten, Ralph (1997-98)	5	37	7.4	14	0
	Turner, Eric (1996)	5	1	0.2	1	0

* NFL Record

50-YARD INT RETURNS

107t*	Ed Reed vs. Phi., 11/23/08
106t	Ed Reed vs. Cle., 11/7/04
98t	Chad Williams at Cin., 12/1/02
98t	Chris McAlister vs. NYJ, 12/24/00
94	Chad Williams vs. Buf., 10/24/04
83t	Chris McAlister at Ari., 10/12/03
78	Ed Reed at NYJ, 11/14/04
73t	Lardarius Webb vs. NYJ, 10/2/11
66t	Rod Woodson at Cle., 11/7/99
64	Ray Lewis vs. Cin., 12/23/01
64	Duane Starks vs. NYJ, 12/24/00
63t	Cary Williams vs. Cle., 9/27/12
60t	Chris McAlister at TB, 9/10/06
60	Haloti Ngata at TB, 9/10/06
60t	Rod Woodson at NYJ, 9/13/98
60	Ray Lewis at STL, 9/12/99

* NFL Record

Current Ravens in Bold

INTERCEPTIONS RECORDS

MOST INTERCEPTIONS

CAREER

61	Ed Reed (2002-12)
31	Ray Lewis (1996-2012)
26	Chris McAlister (1999-2008)
20	Duane Starks (1998-2001)
	Rod Woodson (1998-2001)

SEASON

9	Ed Reed (2008, 2004)
8	Ed Reed (2010)
7	Ed Reed (2007, 2003)
	Rod Woodson (1999)
6	Ray Lewis (2003)
	Chris McAlister (2006)
	Duane Starks (2000)
	Rod Woodson (1998)

GAME

2	28 times by 15 players, last by Corey Graham (11/24/13 vs. NYJ)
---	---

MOST CONSECUTIVE GAMES WITH AN INTERCEPTION

5	Eric Turner (10/27/96-11/24/96)
3	7 times by 4 players, last by Cary Williams (9/27/12-10/14/12)

MOST YARDS GAINED AFTER INTERCEPTIONS

CAREER

1,541	Ed Reed (2002-12)
503	Ray Lewis (1996-2012)
486	Chris McAlister (1999-2008)
380	Rod Woodson (1998-2001)

SEASON

358	Ed Reed (2004)
264	Ed Reed (2008)
195	Rod Woodson (1999)
183	Ed Reed (2010)

GAME

150	Ed Reed (11/23/08 vs. Phi.)
106	Ed Reed (11/07/04 vs. Cle.)
98	Chris McAlister (12/24/00 vs. NYJ)
	Chad Williams (12/1/02 at Cin.)

LONGEST INTERCEPTION RETURN

*107t	Ed Reed (11/23/08 vs. Phi.)
106t	Ed Reed (11/7/04 vs. Cle.)
98t	Chris McAlister (12/24/00 vs. NYJ)
	Chad Williams (12/1/02 at Cin.)

HIGHEST AVERAGE ON INTERCEPTION RETURNS

CAREER (MIN. 8 INTs)

40.0	Chad Williams (2002-05, 8-320)
25.3	Ed Reed (2002-12, 61-1,541)
23.7	Dawan Landry (2006-10, 9-213)

MOST TDs ON INTERCEPTION RETURNS

CAREER

7	Ed Reed# (2002-12)
5	Chris McAlister (1999-2008)
	Rod Woodson (1998-2001)
3	Three players

SEASON


2	Ed Reed (2008)
	Terrell Suggs (2008)
	Chris McAlister (2006)
	Rod Woodson (1999, 1998)

GAME

1	44 times by 22 players, last by Jimmy Smith (9/13/15 at Den.)
---	--

* NFL Record

1 Received Lateral for INT-TD Return, 11/5/06



TACKLES/SACKS/FUMBLES

TACKLES RECORDS

MOST TACKLES

CAREER	
2,643	Ray Lewis (1996-2012)
823	Terrell Suggs (2003-15)
721	Kelly Gregg (2001-10)
661	Ed Reed (2002-12)
528	Haloti Ngata (2006-14)
523	Jarret Johnson (2003-11)
522	Jamie Sharper (1997-2001)
508	Bart Scott (2002-08)
502	Peter Boulware (1997-2005)
490	Chris McAlister (1999-2008)
472	Ed Hartwell (2001-04)
457	Michael McCrary (1997-2002)
436	Adalius Thomas (2000-06)
387	Dawan Landry (2006-10)
386	Rob Burnett (1996-2001)
371	Daryl Smith (2013-15)
365	Lardarius Webb (2009-15)
340	Rod Woodson (1998-2001)
338	Jameel McClain (2008-13)

SEASON

225	Ray Lewis (2003)
210	Ray Lewis (1997)
200	Ray Lewis (2004)
198	Ray Lewis (1999)
196	Ray Lewis (2001)

GAME

25	Ray Lewis (9/14/97 at NYG)
23	Ray Lewis (11/18/07 vs. Cle.)
22	Ray Lewis (10/1/06 vs. SD)
	Ray Lewis (12/14/97 vs. Ten.)
20	Ray Lewis (9/30/02 vs. Den.)
	Ray Lewis (10/15/00 at Was.)
19	Ray Lewis (9/30/07 at Cle.)
	Bart Scott (10/1/06 vs. SD)
	Ray Lewis (11/30/03 vs. SF)
	Ray Lewis (9/28/03 vs. KC)
	Ray Lewis (9/15/02 vs. TB)
	Ray Lewis (10/10/99 at Ten.)

LONGEST FUMBLE RETURNS

59	Kelly Gregg vs. Oak., 9/17/06
57t	Adalius Thomas vs. Pit., 11/26/06
41t	C.J. Mosley vs. Cin., 9/27/15
39	Daryl Smith at Cin., 10/26/14
36	Anthony Pleasant at SF, 11/17/96
35t	Adalius Thomas vs. GB, 12/19/05
32	Ed Reed at Pit., 12/24/06
28t	Haloti Ngata at STL, 9/25/11
27	Robert Bailey at Jax., 10/8/00
26	Jarret Johnson vs. NYJ, 10/2/11
24	Terrell Suggs vs. Pit., 9/19/04
22t	Ed Reed vs. Was., 12/7/08
22	Jarret Johnson vs. Phi., 11/23/08
22	Will Demps at Ten., 9/18/05
22	Ed Reed vs. Cin., 12/5/04
22t	Ed Reed at Was., 10/10/04
18	Ed Reed at Pit., 11/18/12

Current Ravens in Bold

SACKS RECORDS

MOST SACKS

CAREER	
106.5	Terrell Suggs (2003-15)
70.0	Peter Boulware (1997-2005)
51.0	Michael McCrary (1997-2002)
41.5	Ray Lewis (1996-2012)
38.5	Adalius Thomas (2000-06)
SEASON	
17.0	Elvis Dumervil (2014)
15.0	Peter Boulware (2001)
14.5	Michael McCrary (1998)
14.0	Terrell Suggs (2011)
13.0	Trevor Pryce (2006)
12.0	Terrell Suggs (2014 & 2003, rookie)
11.5	Peter Boulware (1997, rookie)
	Michael McCrary (1999)
GAME	
4.0	Peter Boulware (1/7/02 vs. Min.)
	Michael McCrary (11/8/98 vs. Oak.)

3.5	Elvis Dumervil (12/7/14 at Mia.)
	Jamie Sharper (11/12/01 at Ten.)
	Michael McCrary (12/5/99 vs. Ten.)
3.0	Elvis Dumervil (11/10/13 vs. Cin.)
	Terrell Suggs (10/6/13 at Mia.)
	Terrell Suggs (12/11/11 vs. Ind.)
	Terrell Suggs (11/24/11 vs. SF)
	Terrell Suggs (9/11/11 vs. Pit.)
	Terrell Suggs (12/4/05 vs. Hou.)
	Michael McCrary (12/26/99 vs. Cin.)
	Michael McCrary (11/16/97 vs. Phi.)
	Bennie Thompson (11/10/96 at Jax.)

SEASON

127.5	Elvis Dumervil (2014)
120.5	Michael McCrary (1998)
113.5	Trevor Pryce (2006)
97	Terrell Suggs (2003, rookie)
91	Terrell Suggs (2011)

GAME

35	Michael McCrary (11/8/98 vs. Oak.)
29.5	Adalius Thomas (12/2/01 vs. Ind.)
27	Michael McCrary (11/16/97 vs. Phi.)
25	Elvis Dumervil (12/7/14 at Mia.)
	Terrell Suggs (9/11/11 vs. Pit.)
	Ray Lewis (11/26/00 vs. Cle.)

MOST CONSECUTIVE GAMES WITH A SACK

CAREER	
5	Terrell Suggs (7.5 sacks - 11/9/14-12/14/14)
	Terrell Suggs (7 sacks - 9/5/13-10/6/13)
	Paul Kruger (6.5 sacks - 11/11/12-12/9/12)
	Adalius Thomas (5 sacks - 10/9/06-11/12/06)
	Adalius Thomas (5 sacks - 12/4/05-1/1/06)

FUMBLES RECORDS

FUMBLES

CAREER	
66	Joe Flacco (2008-15)
36	Kyle Boller (2003-08)
33	Jamal Lewis (2000-06)
SEASON	
11	Joe Flacco (2011, 2008)
	Kyle Boller (2004)
	Tony Banks (1999)
	Vinny Testaverde (1997)
GAME	
3	9 times, last by Joe Flacco (10/1/15 at Pit.)
FUMBLES LOST	
CAREER	
22	Joe Flacco (2008-15)
	Jamal Lewis (2000-06)
19	Kyle Boller (2003-08)
10	Vinny Testaverde (1996-97)
SEASON	
7	Steve McNair (2007)
	Kyle Boller (2004)
	Jamal Lewis (2003)
	Vinny Testaverde (1997)
GAME	
3	Steve McNair (9/10/07 at Cin.)
	Vinny Testaverde (11/10/96 at Jax.)

MOST OPPONENT FUMBLES FORCED

CAREER	
29	Terrell Suggs (2003-15)
20	Ray Lewis (1996-2012)
17	Adalius Thomas (2000-06)
SEASON	
7	Terrell Suggs (2011)
6	Terrell Suggs (2005, 2003)
5	Jamie Sharper (2000)
GAME	
3	Terrell Suggs (12/11/11 vs. Ind.)

MOST OPPONENT FUMBLES RECOVERED

CAREER	
20	Ray Lewis (1996-2012)
13	Terrell Suggs (2003-15)
10	Ed Reed (2002-12)
SEASON	
5	Rob Burnett (2000)
4	Terrell Suggs (2003)
	Adalius Thomas (2005)
	Corey Harris (2001)
	Rod Woodson (2000)
GAME	
2	Haloti Ngata (9/11/11 vs. Pit.)
	Ray Lewis (12/28/08 vs. Jax.)
	Kelly Gregg (9/17/06 vs. Oak.)
	Fernando Smith (10/3/99 at Atl.)

LONGEST FUMBLE RETURN (OPP. FUMBLE)

CAREER	
59	Kelly Gregg (2001-10)
57t	Adalius Thomas (2000-2006)
41t	C.J. Mosley (2014-15)

SEASON

59	Kelly Gregg (2006)
57t	Adalius Thomas (2006)
41t	C.J. Mosley (2015)

GAME

59	Kelly Gregg (9/17/06 vs. Oak.)
57t	Adalius Thomas (11/26/06 vs. Pit.)
41t	C.J. Mosley (9/27/15 vs. Cin.)

MOST TDs ON OPP. FUMBLE RECOVERY RETURNS

CAREER	
3	Adalius Thomas (2000-06)
2	Ed Reed (2002-12)
1	C.J. Mosley (2014-15)
	Dwan Edwards (2004-09)
	Jarrett Johnson (2003-11)
	Jameel McClain (2008-13)
	Haloti Ngata (2006-14)
	Jamie Sharper (1997-2001)
SEASON	
2	Adalius Thomas (2005)
1	C.J. Mosley (2015)
	Jarret Johnson (2011)
	Jameel McClain (2011)
	Haloti Ngata (2011)
	Ed Reed (2008, 2004)
	Dwan Edwards (2009)
	Adalius Thomas (2006)
	Jamie Sharper (2001)
GAME	
1	11 times, last by C.J. Mosley (41 yards) on 9/27/15 vs. Cin.



PUNT RETURN RECORDS

TOP 10 CAREER PUNT RETURN YARDS

RANK	NAME (SEASONS)	NO	FC	YDS	AVG	LG	TD
1	Lewis, Jermaine (1996-2001)	231	72	2,730	11.8	89t	6
2	Sams, B.J. (2004-07)	121	26	1,320	10.9	78t	2
3	Jones, Jacoby (2012-14)	86	35	853	9.9	63t	1
4	Brightful, Lamont (2002-03)	60	30	592	9.9	95t	1
5	Webb, Lardarius (2009-15)	55	52	537	9.8	68t	1
6	Doss, Tandon (2011-13)	27	11	412	15.3	82t	1
7	Figurs, Yamon (2007-08)	39	20	309	7.9	75t	1
8	Carr, Chris (2009-11)	37	19	285	7.7	34	0
9	Clay, Kaelin (2015)	23	3	244	10.6	82t	1
10	Leonhard, Jim (2008)	20	9	232	11.6	46	0

PUNT RETURN RECORDS

MOST PUNT RETURNS

CAREER	NAME (SEASONS)
231	Jermaine Lewis (1996-2001)
121	B.J. Sams (2004-07)
86	Jacoby Jones (2012-14)
60	Lamont Brightful (2002-03)

SEASON	NAME (SEASONS)
57	Jermaine Lewis (1999)
55	B.J. Sams (2004)
45	Lamont Brightful (2003)

GAME	NAME (SEASONS)
7	6 times, last by Jacoby Jones (12/23/12 vs. NYG)

MOST FAIR CATCHES

CAREER	NAME (SEASONS)
72	Jermaine Lewis (1996-2001)
52	Lardarius Webb (2009-15)
35	Jacoby Jones (2012-14)
30	Lamont Brightful (2002-03)

SEASON	NAME (SEASONS)
20	Lardarius Webb (2011)
	Lamont Brightful (2003)
18	Jermaine Lewis (1999)

GAME	NAME (SEASONS)
5	Yamon Figurs (11/30/08 at Cin.)
4	7 times, last by Lardarius Webb (9/5/13 at Den.)

MOST YARDS GAINED ON PUNT RETURNS

CAREER	NAME (SEASONS)
2,730	Jermaine Lewis (1996-2001)
1,320	B.J. Sams (2004-07)
853	Jacoby Jones (2012-14)

SEASON	NAME (SEASONS)
578	Jermaine Lewis (2000)
575	B.J. Sams (2004)
519	Jermaine Lewis (2001)

GAME	NAME (SEASONS)
184	Jermaine Lewis (12/7/97 vs. Sea.)
173	Jermaine Lewis (12/24/00 vs. NYJ)
121	B.J. Sams (11/19/06 vs. Atl.)

LONGEST PUNT RETURN	NAME (SEASONS)
95t	Lamont Brightful (11/10/02 vs. Cin.)
89t	Jermaine Lewis (12/24/00 vs. NYJ)
	Jermaine Lewis (12/7/97 vs. Sea.)

HIGHEST AVERAGE	NAME (SEASONS)
CAREER (MIN. 60 RETURNS)	
11.8	Jermaine Lewis (1996-2001)
10.9	B.J. Sams (2004-07)
9.9	Jacoby Jones (2012-14)
	Lamont Brightful (2002-03)

SEASON (MIN. 15 RETURNS)	NAME (SEASONS)
16.1	Lamont Brightful (2002)
	Jermaine Lewis (2000)
15.6	Tandon Doss (2013)
	Jermaine Lewis (1997)

GAME (MIN. 3 RETURNS)	NAME (SEASONS)
43.3	Jermaine Lewis (12/24/00 vs. NYJ)
40.3	B.J. Sams (11/19/06 vs. Atl.)
36.8	Jermaine Lewis (12/7/97 vs. Sea.)

MOST TOUCHDOWNS	NAME (SEASONS)
CAREER	
6	Jermaine Lewis (1996-2001)
2	B.J. Sams (2004-07)
SEASON	
2	B.J. Sams (2004)
	Jermaine Lewis (2000, 1998, 1997)
GAME	
2	Jermaine Lewis (12/24/00 vs. NYJ)
	Jermaine Lewis (12/7/97 vs. Sea.)

50-YARD PUNT RETURNS

95t	Lamont Brightful vs. Cin., 11/10/02
89t	Jermaine Lewis vs. NYJ, 12/24/00
89t	Jermaine Lewis vs. Sea., 12/7/97
87t	Jermaine Lewis vs. Cin., 9/27/98
82t	Kaelin Clay at Cle., 11/30/15
82t	Tandon Doss vs. Hou., 9/22/13
78t	B.J. Sams at Was., 10/10/04
75t	Yamon Figurs vs. Ari., 9/23/07
69t	Jermaine Lewis at NYJ, 9/13/98
68t	Lardarius Webb at Cle., 12/4/11
66t	Jermaine Lewis vs. Sea., 12/7/97
65	B.J. Sams vs. Atl., 11/19/06
63t	Jacoby Jones at Pit., 11/18/12
63t	Ed Reed at Cin., 9/10/07
63	B.J. Sams at Cin., 9/26/04
62	Jermaine Lewis vs. Pit., 12/16/01
59	B.J. Sams vs. Atl., 11/19/06
58t	B.J. Sams vs. KC, 10/4/04
54t	Jermaine Lewis vs. NYJ, 12/24/00
51	B.J. Sams vs. Cle., 10/16/05

Current Ravens in Bold



KICK RETURN RECORDS

TOP 10 CAREER KICK RETURN YARDS

RANK	NAME (SEASONS)	NO	YDS	AVG	LG	TD
1	Sams, B.J. (2004-07)	138	3,161	22.9	87	0
2	Lewis, Jermaine (1996-2001)	139	3,153	22.7	76	0
3	Jones, Jacoby (2012-14)	101	3,037	30.1	108t	4
4	Harris, Corey (1998-2001)	123	2,950	24.0	95t	1
5	Figurs, Yamon (2007-08)	75	1,746	23.3	94t	1
6	Brightful, Lamont (2002-03)	63	1,417	22.5	75	0
7	Reed, David (2010-12)	39	1,150	29.5	103t	1
8	Webb, Lardarius (2009-15)	37	977	26.4	95t	1
9	Taylor, Chester (2002-05)	45	937	20.8	54	0
10	Parmele, Jalen (2008-10)	33	845	25.6	53	0

KICKOFF RETURN RECORDS

MOST KICKOFF RETURNS

CAREER

139	Jermaine Lewis (1996-2001)
138	B.J. Sams (2004-07)
123	Corey Harris (1998-2001)

SEASON

59	B.J. Sams (2004)
46	Yamon Figurs (2007)
44	B.J. Sams (2005)

GAME

8	B.J. Sams (11/27/05 at Cin.) Corey Harris (12/13/98 vs. Min.)
7	4 times, last by Lardarius Webb (10/18/09 at Min.)

MOST YARDS GAINED ON KICKOFF RETURNS

CAREER

3,161	B.J. Sams (2004-07)
3,153	Jermaine Lewis (1996-2001)
3,037	Jacoby Jones (2012-14)

SEASON

1,251	B.J. Sams (2004)
1,167	Jacoby Jones (2012)
1,138	Yamon Figurs (2007)

GAME

243	Corey Harris (12/13/98 vs. Min.)
233	David Reed (12/13/10 at Hou.)
196	Jacoby Jones (10/21/12 at Hou.) Yamon Figurs (12/9/07 vs. Ind.)

LONGEST KICKOFF RETURN

108t	Jacoby Jones (11/2/14 at Pit.) Jacoby Jones (10/14/12 vs. Dal.)
105t	Jacoby Jones (11/11/12 vs. Oak.)
103t	David Reed (12/13/10 at Hou.)
97t	Patrick Johnson (12/13/98 vs. Min.)
95t	Lardarius Webb (11/1/09 vs. Den.) Corey Harris (12/13/98 vs. Min.)

HIGHEST AVERAGE

CAREER (MIN. 40 RETURNS)

30.1	Jacoby Jones (2012-14), 101-3,037
24.0	Corey Harris (1998-2001), 123-2,950
23.3	Yamon Figurs (2007-08), 75-1,746

SEASON (MIN. 20)

30.7	Jacoby Jones (2012), 38-1,167
30.6	Jacoby Jones (2014), 32-978
29.3	David Reed (2010), 21-616
28.8	Jacoby Jones (2013), 31-892
27.6	Corey Harris (1998), 35-965

GAME (MIN. 3 RETURNS)

53.0	Jacoby Jones (10/14/12 vs. Dal.), 3-159
47.0	Jacoby Jones (11/2/14 at Pit.), 4-188
46.7	B.J. Sams (12/11/05 at Den.), 3-140
45.0	David Reed (11/21/10 at Car.), 3-135

MOST TOUCHDOWNS

CAREER

4	Jacoby Jones (2012-14)
1	Lardarius Webb (2009-15) David Reed (2010-12) Yamon Figurs (2007-08) Corey Harris (1998-2001) Patrick Johnson (1998-2001, 2005)

SEASON

2	Jacoby Jones (2012)
1	Jacoby Jones (2014) Jacoby Jones (2013) David Reed (2010) Lardarius Webb (2009) Yamon Figurs (2007) Corey Harris (1998) Patrick Johnson (1998)

GAME

1	9 times, last by Jacoby Jones 11/2/14 at Pit., 108 yards
---	---

LONGEST KICKOFF RETURNS

108t	Jacoby Jones at Pit., 11/2/14
108t	Jacoby Jones vs. Dal., 10/14/12
105t	Jacoby Jones vs. Oak., 11/11/12
103t	David Reed at Hou., 12/13/10
97t	Patrick Johnson vs. Min., 12/13/98
95t	Lardarius Webb vs. Den., 11/1/09
95t	Corey Harris vs. Min., 12/13/98
94t	Yamon Figurs vs. Ind., 12/9/07
87	B.J. Sams at Den., 12/11/05
84	David Reed at Car., 11/21/10
77	Jacoby Jones vs. Min., 12/8/13
77	David Reed at Ten., 9/18/11
76	Jermaine Lewis at Ten., 11/12/01
75	Lamont Brightful vs. SF, 11/30/03
73	Jacoby Jones vs. Pit., 11/28/13
73	Lamont Brightful at Mia., 11/16/03
72	Jacoby Jones vs. SD, 11/30/14
72	B.J. Sams vs. Oak., 9/17/06
68	Lardarius Webb at GB, 12/7/09
66	Corey Harris vs. Jax., 11/28/99
64	B.J. Sams at Ind., 12/19/04
64	Robert Tate vs. Den., 9/30/02
64	Jermaine Lewis vs. Ind., 12/2/01
63	Javin Hunter at Ind., 10/13/02
63	Corey Harris vs. Pit., 9/19/99
61	Yamon Figurs vs. NYJ, 9/16/07
59	B.J. Sams vs. Atl., 11/19/06
58	Jacoby Jones at TB, 10/12/14
58	Lamont Brightful vs. Jax., 11/2/03
57	Yamon Figurs at SD, 11/25/07

LONGEST MISSED FG RETURN

107t	Chris McAlister vs. Den., 9/30/02
------	-----------------------------------

BLOCKED FG RETURN TDs

64t	Will Hill III at Cle., 11/30/15
-----	---------------------------------

Current Ravens in Bold

COMBINED KICK RETURN RECORDS

MOST COMBINED KICK RETURNS

CAREER

370	Jermaine Lewis (1996-2001)
259	B.J. Sams (2004-07)

SEASON

114	B.J. Sams (2004)
84	Jermaine Lewis (2001)

GAME

11	B.J. Sams (11/14/04 at NYJ) Lamont Brightful (11/9/03 at STL)
----	--

MOST COMBINED KICK RETURN YARDAGE

CAREER

5,883	Jermaine Lewis (1996-2001)
4,481	B.J. Sams (2004-07)
3,890	Jacoby Jones (2012-14)

SEASON

1,826	B.J. Sams (2004)
1,558	Jermaine Lewis (2001)
1,508	Jacoby Jones (2012)

GAME

275	Jermaine Lewis (12/7/97 vs. Sea.)
250	B.J. Sams (10/4/04 vs. KC)
243	Corey Harris (12/13/98 vs. Min.)

MOST COMBINED KICK RETURN TOUCHDOWNS

CAREER


6	Jermaine Lewis, 6 PR (1996-2001)
5	Jacoby Jones, 4 KOR & 1 PR (2012-14)
2	Lardarius Webb, 1 PR & 1 KOR (2009-15) Yamon Figurs, 1 PR & 1 KOR (2007) B.J. Sams, 2 PR (2004-07)

SEASON

3	Jacoby Jones, 2 KOR & 1 PR (2012)
2	Yamon Figurs, 1 PR & 1 KOR (2007) B.J. Sams, 2 PR (2004) Jermaine Lewis, 2 PR (2000, 1998, 1997)

GAME

2	Jermaine Lewis, 2 PR (12/24/00 vs. NYJ) Jermaine Lewis, 2 PR (12/7/97 vs. Sea.)
---	--



PUNTING/KICKING RECORDS

CAREER GROSS PUNTING

RANK	NAME (SEASONS)	NO	YDS	AVG	TB	IN 20	LG	NET	BK
1	Koch, Sam (2006-15)	782	35,324	45.2	64	280	74	39.4	3
2	Richardson, Kyle (1998-2001)	364	15,069	41.4	35	128	67	35.4	5
3	Zastudil, Dave (2002-05)	327	13,618	41.6	32	89	67	34.8	3
4	Montgomery, Greg (1996-97)	151	6,520	43.2	7	47	67	37.2	1
5	Murphy, Nick (2004)	18	777	43.2	2	6	54	36.6	0
6	Stewart, Kordell (2004-05)	5	177	35.4	0	2	42	31.2	0
7	Stover, Matt (1996-2008)	3	100	33.3	2	1	34	20.0	0
8	Elling, Aaron (2005)	1	32	32.0	0	1	32	32.0	0
9	Boller, Kyle (2003-08)	1	29	29.0	0	0	29	29.0	0

PUNTING RECORDS

MOST PUNTS

CAREER	SEASON	GAME
782 Sam Koch (2006-15)	90 Sam Koch (2013)	10 Sam Koch (11/05/07 at Pit.)
364 Kyle Richardson (1998-2001)	Kyle Richardson (1998)	Nick Murphy (11/28/04 at NE)
327 Dave Zastudil (2002-05)	Dave Zastudil (2003)	Kyle Richardson (12/24/00 vs. NYJ)
		Kyle Richardson (9/20/98 at Jax.)

LONGEST PUNT

74 Sam Koch (11/9/08 at Hou.)
73 Sam Koch (11/25/14 at NO)
69 Sam Koch (11/9/14 vs. Ten.)
Sam Koch (10/5/14 at Ind.)
Sam Koch (12/8/13 vs. Min.)
67 Sam Koch (12/6/15 at Mia.)
Sam Koch (10/19/08 at Mia.)
Dave Zastudil (9/28/03 vs. KC)
Kyle Richardson (12/27/98 vs. Det.)
Greg Montgomery (9/29/96 vs. NO)

HIGHEST GROSS PUNTING AVERAGE

CAREER (MIN. 100)
45.2 Sam Koch (2006-15)
43.2 Greg Montgomery (1996-97)
41.6 Dave Zastudil (2002-05)

SEASON (MIN. 40 PUNTS)

47.4 Sam Koch (2014)
47.1 Sam Koch (2012)
46.7 Sam Koch (2015)
46.5 Sam Koch (2011)

GAME (MIN. 4 PUNTS)

54.7 Sam Koch (12/8/13 vs. Min.), 6-328
53.4 Sam Koch (12/6/15 at Mia.), 5-267
53.0 Sam Koch (12/22/13 vs. NE), 4-212
52.5 Sam Koch (11/11/12 vs. Oak.), 4-210
Dave Zastudil (9/30/02 vs. Den.), 6-315
52.2 Sam Koch (10/24/11 at Jax.), 9-470
Sam Koch (12/20/08 at Dal.), 5-261

HIGHEST NET PUNTING AVERAGE

CAREER (MIN. 100)
39.4 Sam Koch (2006-15)
37.2 Greg Montgomery (1996-97)
35.4 Kyle Richardson (1998-2001)

SEASON (MIN. 40 PUNTS)

43.3 Sam Koch (2014)
42.9 Sam Koch (2015)
40.8 Sam Koch (2012)
39.9 Sam Koch (2008)

GAME (MIN. 4 PUNTS)

52.5 Sam Koch (11/11/12 vs. Oak.), 4-210
49.2 Sam Koch (10/11/15 vs. Cle.), 6-297
48.8 Sam Koch (12/2/12 vs. Pit.), 5-253
Sam Koch (10/21/12 at Hou.), 5-253
48.3 Sam Koch (9/13/15 at Den.), 6-310
47.3 Sam Koch (12/14/14 vs. Jax.), 4-203
47.0 Sam Koch (10/5/14 at Ind.), 5-242
46.6 Sam Koch (12/20/08 at Dal.), 5-261
46.4 Sam Koch (12/6/15 at Mia.), 5-267
46.3 Sam Koch (11/22/15 vs. STL), 7-336
46.0 Sam Koch (9/7/08 vs. Cin.), 5-241

MOST PUNTS INSIDE THE 20

CAREER
280 Sam Koch (2006-15)
128 Kyle Richardson (1998-2001)
89 Dave Zastudil (2002-05)

SEASON

39 Sam Koch (2010)
Kyle Richardson (1999)
35 Kyle Richardson (2000)
34 Sam Koch (2008)

GAME

5 Sam Koch (11/2/14 at Pit.)
Sam Koch (12/13/10 at Hou.)
Sam Koch (10/17/10 at NE)
Dave Zastudil (11/17/02 at Mia.)
Kyle Richardson (12/23/01 vs. Cin.)

MOST CONSECUTIVE PUNTS, NONE BLOCKED

308 Sam Koch (9/20/09-9/5/13)
220 Sam Koch (9/5/13-present)
177 Dave Zastudil (12/15/02-9/18/05)

MOST PUNTS HAD BLOCKED

CAREER
5 Kyle Richardson (1998-2001)
3 Sam Koch (2006-15)
Dave Zastudil (2002-05)

SEASON
2 Dave Zastudil (2002)
Kyle Richardson (2001, 1998)

GAME
2 Dave Zastudil (12/8/02 vs. NO)
1 10 times, last by Sam Koch (9/5/13 at Den.)

LONGEST PUNTS

74 Sam Koch at Hou., 11/9/08
73 Sam Koch at NO, 11/24/14
69 Sam Koch vs. Ten., 11/9/14
69 Sam Koch at Ind., 10/5/14
69 Sam Koch vs. Min., 12/8/13
67 Sam Koch at Mia., 12/6/15
67 Sam Koch at Mia., 10/19/08
Dave Zastudil vs. KC, 9/28/03
67 Kyle Richardson vs. Det., 12/27/98
67 Greg Montgomery vs. NO, 9/29/96
66 Sam Koch vs. Min., 12/8/13
65 Kyle Richardson at Den., 9/30/01
65 Kyle Richardson at Ten., 12/6/98
64 Sam Koch vs. NE, 12/22/13
64 Sam Koch vs. NYJ, 11/24/13
64 Sam Koch vs. STL, 10/14/07
64 Greg Montgomery at Pit., 9/8/96
64 Kyle Richardson at NYJ, 9/13/98
64 Kyle Richardson vs. Ten., 10/11/98
63 Sam Koch at TB, 10/12/14
63 Sam Koch at Cin., 1/1/12
63 Kyle Richardson at NE, 1/2/00
63 Kyle Richardson at STL, 9/12/99
63 Kyle Richardson vs. Oak., 11/8/98

LONGEST FIELD GOALS

61 Justin Tucker at Det., 12/16/13 (game-winner)
56 Justin Tucker at Phi., 9/16/12
56 Wade Richey vs. Cle., 9/14/03
55 Justin Tucker at NO, 11/24/14
54 Justin Tucker at Hou., 10/21/12
54 Steve Hauschka at Hou., 11/9/08
53 Justin Tucker at Cin., 10/26/14
53 Justin Tucker at Det., 12/16/13
53 Justin Tucker vs. NYJ, 11/24/13
52 Justin Tucker at Pit., 10/1/15 (game-winner)
52 Justin Tucker at Den., 9/13/15
52 Justin Tucker at Ind., 10/5/14
52 Justin Tucker at Chi., 11/17/13
52 Matt Stover at Cle., 9/24/06 (game-winner)
51 Justin Tucker at Cle., 11/3/13
51 Justin Tucker at Hou., 10/21/12
51 Justin Tucker at Phi., 9/16/12
51 Billy Cundiff at Pit., 11/6/11
51 Matt Stover at Was., 10/15/00
51 Matt Stover vs. Pit., 10/29/00
51 Matt Stover at Ind., 10/13/02
50 Justin Tucker at Cin., 1/3/16
50 Justin Tucker vs. Pit., 12/27/15
50 Justin Tucker at Cin., 10/26/14
50 Justin Tucker at Mia., 10/6/13
50 Matt Stover vs. Dal., 11/21/04
50 Matt Stover vs. KC, 10/4/04
50 Matt Stover vs. STL, 10/27/96
50 Matt Stover at Ten., 10/10/99
50 Matt Stover at Cin., 11/21/99 (game-winner)

Current Ravens in Bold



Please see "Scoring Records" on the first page of this section for the Ravens' field goal and PAT records.

TEAM RECORDS

VICTORIES

MOST GAMES WON, SEASON

- 13 2006
- 12 2011, 2010, 2000
- 11 2008
- 10 2014, 2012, 2003, 2001

MOST CONSECUTIVE GAMES WON

- 8 2000-01 (final 7 through 1st)
- 7 2000
- 5 2010-11 (final 4 through 1st)
- 2006

MOST HOME GAMES WON

- 8 2011
- 7 2010, 2006, 2003
- 6 2012-14, 2009, 2008, 2005, 2004, 2001, 2000

MOST CONSECUTIVE HOME GAMES WON

- 15 2010-12 (last 2 through 1st 5)
- 8 2006-07 (last 5 through 1st 3)
- 7 2009-10 (last 2 through 1st 5)
- 2000-01 (last 4 through 1st 3)

MOST AWAY GAMES WON

- 6 2006, 2000
- 5 2010, 2008
- 4 2014, 2012, 2011, 1999

MOST CONSECUTIVE AWAY GAMES WON

- 3 2012, 2010, 2008, 2001, 2000

DEFEATS

MOST GAMES LOST, SEASON

- 12 1996
- 11 2015, 2007

MOST CONSECUTIVE GAMES LOST

- 9 2007

MOST HOME GAMES LOST, SEASON

- 5 2015
- 4 2007, 2002, 1999, 1998, 1997, 1996

MOST CONSECUTIVE HOME GAMES LOST

- 4 2007
- 3 1999

MOST AWAY GAMES LOST, SEASON

- 8 2005, 1996
- 7 2007

MOST CONSECUTIVE AWAY GAMES LOST

- 11 2004-05 (final 3 through all 8)
- 8 2005, 1996
- 7 2007-08 (final 5 through 1st 2)

SCORING

MOST POINTS SCORED

- SEASON
- 409 2014
- 398 2012
- 391 2009, 2003

GAME

- 55 11/11/12 vs. Oak.
- 48 10/12/14 at TB
- 12/13/09 vs. Det.
- 12/19/05 vs. GB
- 44 9/10/12 vs. Cin.
- 11/30/03 vs. SF
- 11/23/03 vs. Sea. - OT
- 11/26/00 vs. Cle.

MOST POINTS SCORED BY OPPONENTS

- SEASON
- 441 1996
- 401 2015
- 384 2007

GAME

- 49 9/5/13 at Den.
- 46 10/6/96 vs. NE
- 45 11/1/98 vs. Jax.
- 10/20/96 at Den.

MOST POINTS SCORED, BOTH TEAMS

- SEASON
- 812 1996
- 742 2012
- 729 2015

GAME

- 85 11/23/03, Bal. (44) vs. Sea. (41) - OT
- 84 10/6/96, Bal. (38) vs. NE (46)
- 79 10/20/96, Bal. (34) at Den. (45)

FEWEST POINTS SCORED

- SEASON
- 265 2005
- 269 1998
- 275 2007

GAME

- 0 11/9/97 at Pit.; 9/15/02 vs. TB
- 3 9 times, last 10/12/08 at Ind.

FEWEST POINTS SCORED BY OPPONENT

- SEASON
- *165 2000
- 201 2006
- 244 2008

GAME

- 0 10 times, last 11/16/09 at Cle.
- 3 10 times, last 11/24/13 vs. NYJ

FEWEST POINTS SCORED, BOTH TEAMS

- SEASON
- 498 2000
- 554 2006
- 564 2005

GAME

- 9 11/14/99, Bal. (3) at Jax. (6)
- 13 10/15/00, Bal. (3) at Was. (10)
- 15 10/7/12, Bal. (9) at KC (6)
- 10/29/00, Bal. (6) vs. Pit. (9)
- 11/16/03, Bal. (6) at Mia. (9)

MOST POINTS OVERCOME TO WIN GAME

- 21 10/30/11 vs. Ari. (trailed 24-3, won 30-27)
- 19 11/12/06 at Ten. (trailed 26-7, won 27-26)
- 17 11/23/03 vs. Sea. (trailed 41-24, won 44-41 in OT)

LARGEST BLOWN LEAD TO LOSE GAME

- 21 10/5/97 vs. Pit. (led 21-0, lost 42-34)
- 18 11/3/96 vs. Cin. (led 21-3, lost 24-21)
- 17 12/5/04 vs. Cin. (led 20-3, lost 27-26)

MOST POINTS, EACH HALF

- 1ST
- 38 at TB (10/12/14)
- 31 vs. Cle. (11/26/00)
- vs. Den. (9/30/02)
- 2ND
- 38 vs. Sea. (11/23/03) (plus 3 in OT)
- 32 vs. Jax. (9/10/00)
- 30 vs. Dal. (11/21/04)

MOST POINTS, BOTH TEAMS, HALF

- 1ST
- 55 11/1/98, Bal. (13) vs. Jax. (42)
- 45 9/8/96, Bal. (17) at Pit. (28)
- 44 10/2/11, Bal. (27) vs. NYJ (17)
- 10/24/10, Bal. (20) vs. Buf. (24)
- 12/9/07, Bal. (7) vs. Ind. (37)
- 2ND
- 62 11/23/03, Bal. (38, 3 in OT) vs. Sea (24)
- 54 11/27/05, Bal. (29) at Cin. (25)
- 50 10/6/96, Bal. (24) vs. NE (26)

MOST POINTS SCORED, EACH QUARTER

- 1ST
- 28 10/12/14 at TB
- 21 9/25/11 at STL
- 17 10/2/11 vs. NYJ
- 2ND
- 31 9/30/02 vs. Den.
- 24 11/26/00 vs. Cle.
- 21 4 times, last 9/28/14 vs. Car.

- 3RD
- 21 6 times, last 11/11/12 vs. Oak.

- 4TH
- 24 11/23/08 vs. Phi.
- 22 12/8/13 vs. Min.; 11/9/08 at Hou.
- 21 3 times, last 10/18/09 at Min.

- OT
- 6 12/13/10 at Hou.
- 10/3/99 at Atl.
- 10/27/96 vs. STL

MOST POINTS ALLOWED, EACH QUARTER

- 1ST
- 23 12/9/07 vs. Ind.
- 17 3 times, last 10/12/08 at Ind.
- 2ND
- 28 11/1/98 vs. Jax.
- 22 11/2/14 at Pit.; 11/25/07 at SD
- 21 4 times, last 10/30/11 vs. Ari.

- 3RD
- 21 9/5/13 at Den.
- 17 11/27/05 at Cin.
- 11/23/03 vs. Sea.
- 12/2/01 vs. Ind.

- 4TH
- 24 12/5/04 vs. Cin.
- 23 11/28/99 vs. Jax.
- 21 6 times, last 11/30/14 vs. SD

- OT
- 6 12/16/07 at Mia.
- 3 8 times, last 10/11/15 vs. Cle.

- MOST POINTS, BOTH TEAMS, EACH QUARTER
- 1ST
- 28 10/12/14, Bal. (28) at TB (0)
- 2ND
- 34 11/1/98, Bal. (6) vs. Jax. (28)
- 3RD
- 38 11/23/03, Bal. (21) vs. Sea. (17)
- 4TH
- 42 12/8/13, Bal. (22) vs. Min. (20)

- MOST CONSECUTIVE GAMES SCORING
- 222 2002 (final 14) - present
- 71 1997 (final 6) - 2002 (1st game)
- 25 1996 (all 16) - 1997 (1st 9)

- MOST TOUCHDOWNS
- SEASON
- 47 2009
- 46 2014
- 45 1996
- GAME
- 7 11/11/12 vs. Oak.
- 6 10/12/14 at TB
- 12/13/09 vs. Det.
- 12/19/05 vs. GB
- 5 16 times, last 9/28/14 vs. Car.

- FEWEST TOUCHDOWNS
- SEASON
- 25 2005
- 28 2007
- 29 2013, 1998
- GAME
- 0 28 times, last 12/13/15 vs. Sea.

- MOST TOUCHDOWNS BY OPPONENTS
- SEASON
- 50 1996
- 45 2015
- 39 2007, 1997
- GAME
- 7 9/5/13 at Den.

- FEWEST TOUCHDOWNS BY OPPONENTS
- SEASON
- 18 2000
- 21 2006
- 26 2011, 2008
- GAME
- 0 41 times, last 12/14/14 vs. Jax.

*16-Game NFL Record

TEAM RECORDS

MOST CONSECUTIVE GAMES SCORING TDs

55 2012 (5) - 2015 (12)

MOST (1-POINT) PAT MADE

SEASON

46 2009
42 2014, 2012
41 2008

GAME

7 11/11/12 vs. Oak.
6 10/12/14 at TB
12/13/09 vs. Det.
12/19/05 vs. GB
5 11 times, last 9/28/14 vs. Car.

MOST (1-POINT) PAT MADE BY OPPONENTS

SEASON

41 1996
37 2015
35 2007, 1998

GAME

7 9/5/13 at Den.

FEWEST (1-POINT) PAT MADE

SEASON

23 2005
24 1998
25 2001

FEWEST (1-POINT) PAT MADE BY OPPONENTS

SEASON

15 2000
20 2006
24 2004

MOST (2-POINT) PAT

SEASON

5 1996
4 2003
3 2013

GAME

3 10/6/96 vs. NE
2 10/19/03 at Cin.
1 24 times, last 10/26/15 at Ari.

MOST (2-POINT) PAT BY OPPONENT

SEASON

7 1996
4 1999
2 2015, 2014, 2002, 1997

GAME

2 11/28/99 vs. Jax.
10/6/96 vs. NE
1 22 times, last 12/6/15 at Mia.

MOST FIELD GOALS ATTEMPTED

SEASON

41 2013
40 2015, 2003
39 2011, 2000

GAME

6 12/16/13 at Det.
11/22/09 vs. Ind.
9/21/97 at Ten.
5 17 times, last 11/22/15 vs. STL

MOST FIELD GOALS MADE

SEASON

38 2013
35 2000
34 2003

GAME

6 12/16/13 at Det.
5 8 times, last 11/1/15 vs. SD

FEWEST FIELD GOALS ATTEMPTED

SEASON

25 1996
26 2002
28 1998

FEWEST FIELD GOALS MADE

SEASON

19 1996
21 2009, 2002, 1998
26 2010, 1997

MOST FIELD GOALS ATTEMPTED BY OPPONENT

SEASON

43 2007
39 2012
36 2015, 2014

GAME

7 11/11/07 vs. Cin.
6 12/21/14 at Hou., 9/7/14 vs. Cin.
12/13/98 vs. Min.

MOST FIELD GOALS MADE BY OPPONENT

SEASON

37 2012, 2007
32 2013
30 2015, 2014

GAME

7 11/11/07 vs. Cin.
6 12/21/14 at Hou., 12/13/98 vs. Min.
5 8 times, last 9/7/14 vs. Cin.

FEWEST FIELD GOALS ATTEMPTED BY OPPONENT

SEASON

19 2000
22 2008
23 2006

FEWEST FIELD GOALS MADE BY OPPONENT

SEASON

14 2000
17 2006
19 2001, 1999

MOST CONSECUTIVE GAMES SCORING FIELD GOALS

38 1999 (final 6) - 2001

MOST CONSECUTIVE GAMES SCORING FIELD GOALS, BY OPPONENT

15 2002 (final game) - 2003 (1st 14 games)
1996 (2nd-16th game)

MOST SAFETIES

SEASON

3 2008

GAME

1 11 times, last 10/19/14 vs. Atl.

MOST SAFETIES BY OPPONENT

SEASON

2 2002
1 2012, 2007, 2006, 2005, 2004, 1997, 1996

GAME

1 9 times, last 10/21/12 at Hou.

FIRST DOWNS

MOST FIRST DOWNS

SEASON

345 2014
338 1996
323 2015

GAME

32 9/13/09 vs. KC
30 10/30/11 vs. Ari.
29 9/20/15 at Oak.
11/24/96 vs. Jax.
28 4 times, last 9/23/12 vs. NE

FEWEST FIRST DOWNS

SEASON

243 1998
259 2003, 1999
260 2004

GAME

5 11/5/07 at Pit.
12/24/00 vs. NYJ

MOST FIRST DOWNS BY OPPONENT

SEASON

351 1996
326 2012
316 2002

GAME

33 9/23/12 vs. NE
11/3/96 vs. Cin.
31 11/30/14 vs. SD
30 10/14/12 vs. Dal.
9/30/02 vs. Den.

FEWEST FIRST DOWNS BY OPPONENT

SEASON

216 2000
228 2008
236 2006

GAME

5 11/26/00 vs. Cle.
6 3 times, last 9/13/10 at NYJ

MOST FIRST DOWNS RUSHING

SEASON

132 2008
116 2000
115 2009, 2003

GAME

17 10/10/10 vs. Den.
16 12/4/11 at Cle.
15 11/19/00 vs. Dal.
14 3 times, last on 12/13/09 vs. Det.

FEWEST FIRST DOWNS RUSHING

SEASON

68 2013
86 2006, 1998
87 1999

GAME

0 12/13/15 vs. Sea.
9/29/13 at Buf.
9/18/05 at Ten.
1 9 times, last 12/21/14 at Hou.

MOST FIRST DOWNS RUSHING BY OPPONENT

SEASON

115 1996
105 2012
101 1997

GAME

15 11/3/96 vs. Cin.
14 9/8/96 at Pit.
12 7 times, last 12/16/12 vs. Den.

FEWEST FIRST DOWNS RUSHING BY OPPONENT

SEASON

58 2008
59 2006, 2000
69 2007

GAME

0 4 times, last 10/6/13 at Mia.

MOST FIRST DOWNS PASSING

SEASON

211 2015
208 1996
194 2014

GAME

20 9/13/09 vs. KC
19 4 times, last on 11/25/12 at SD

FEWEST FIRST DOWNS PASSING

SEASON

121 2003
135 2004
140 1998

GAME

3 11/9/97 at Pit.
4 9 times, last 9/13/15 at Den.

MOST FIRST DOWNS PASSING BY OPPONENT

SEASON

213 1996
205 2014
190 2002

GAME

21 12/13/10 at Hou.
10/24/10 vs. Buf.
20 5 times, last 11/30/14 vs. SD

TEAM RECORDS

FEWEST FIRST DOWNS PASSING BY OPPONENT

SEASON
135 2000
144 2003
151 2006

GAME
2 9/13/10 at NYJ
11/26/00 vs. Cle.
3 5 times, last 12/6/15 at Mia.

MOST FIRST DOWNS BY PENALTY

SEASON
38 2014
2013
34 2012

GAME
6 11/10/13 vs. Cin.
9/13/10 at NYJ
5 11 times, last 9/20/15 at Oak.

FEWEST FIRST DOWNS BY PENALTY

SEASON
16 2000
17 2006, 1998, 1997
18 2009

MOST FIRST DOWNS BY PENALTY BY OPPONENT

SEASON
42 2015
37 2005
34 2012, 2009

GAME
8 9/23/12 vs. NE
10/9/05 at Det.
7 11/15/98 at SD
6 5 times, last 11/15/15 vs. Jax.

FEWEST FIRST DOWNS BY PENALTY BY OPP.

SEASON
18 2010, 2008
20 2001
22 2000

NET YARDS

MOST NET YARDS (RUSHING AND PASSING)

SEASON
5,838 2014
5,749 2015
5,723 1996
GAME
553 9/25/11 at STL
548 12/13/09 vs. Det.
533 12/23/12 vs. NYG
503 9/23/12 vs. NE
501 9/13/09 vs. KC
493 9/20/15 at Oak.

FEWEST NET YARDS (RUSHING AND PASSING)

SEASON
4,375 2004
4,498 1998
4,639 2002
GAME
104 11/5/07 at Pit.
124 11/28/04 at NE
142 12/24/00 vs. NYJ

MOST NET YARDS BY OPP. (RUSHING AND PASSING)

SEASON
5,889 1996
5,615 2012
5,398 2015
5,391 2014

GAME
548 10/20/96 at Den.
540 11/29/98 vs. Ind.
525 11/24/14 at NO
524 12/24/00 vs. NYJ

FEWEST NET YARDS BY OPP. (RUSHING AND PASSING)

SEASON
3,967 2000
4,177 2008
4,222 1999

GAME
94 9/24/00 vs. Cin.
107 10/10/04 at Was.
112 11/26/00 vs. Cle.

MOST TOTAL NET YARDS, BOTH TEAMS

GAME
974 11/24/14, Bal. (449) at NO (525)
964 10/27/96, Bal. (478) vs. STL (486) - OT
941 9/20/15, Bal. (493) at Oak. (448)

FEWEST TOTAL NET YARDS, BOTH TEAMS

GAME
339 10/10/04, Bal. (232) at Was. (107)
351 10/24/11, Bal. (146) at Jax. (205)
364 11/15/98, Bal. (161) at SD (203)

RUSHING

MOST RUSHING ATTEMPTS

SEASON
592 2008
552 2003
511 2000

GAME
55 12/4/11 at Cle.
51 11/26/00 vs. Cle.
47 10/10/10 vs. Den.
46 12/30/12 at Cin.
10/26/08 vs. Oak.
9/7/08 vs. Cin.

FEWEST RUSHING ATTEMPTS

SEASON
383 2015
408 1998
416 1996

GAME
9 9/29/13 at Buf.
12 3 times, last 10/21/12 at Hou.
13 9/18/05 at Ten.
12/16/01 vs. Pit.

MOST RUSHING ATTEMPTS BY OPPONENT

SEASON
508 1996
492 2012
472 1998

GAME
55 9/29/13 at Buf.
51 10/7/12 at KC
47 10/27/96 vs. STL - OT
46 10/4/04 vs. KC

FEWEST RUSHING ATTEMPTS BY OPPONENT

SEASON
361 2000
366 2008
367 2006

GAME
11 10/6/13 at Mia.
11/26/06 vs. Pit.
13 10/10/10 vs. Den.
9/10/06 at TB
10/1/00 at Cle.

MOST YARDS GAINED RUSHING

SEASON
2,674 2003
2,376 2008
2,200 2009

GAME
343 9/14/03 vs. Cle.
308 12/13/09 vs. Det.
290 12/4/11 at Cle.
276 12/21/03 at Cle.

FEWEST YARDS GAINED RUSHING

SEASON
1,328 2013
1,478 2015
1,589 1997

GAME
14 9/18/05 at Ten.
24 9/29/13 at Buf.
12/20/98 at Chi.
28 12/13/15 vs. Sea.

MOST YARDS GAINED RUSHING BY OPPONENT

SEASON
1,965 2012
1,920 1996
1,762 2002

GAME
227 10/14/12 vs. Dal.
222 10/20/96 at Den.
214 10/7/12 at KC
10/5/97 vs. Pit.
207 11/16/08 at NYG

FEWEST YARDS GAINED RUSHING BY OPPONENT

SEASON
970 2000
1,214 2006
1,231 1999

GAME
4 9/24/00 vs. Cin.
11 12/19/99 vs. NO
21 11/26/06 vs. Pit.

HIGHEST AVERAGE GAIN, RUSHING

SEASON
4.8 2003
4.7 2009
4.5 2014

LOWEST AVERAGE GAIN, RUSHING

SEASON
3.1 2013
3.4 2006
3.6 2005

HIGHEST AVERAGE GAIN, RUSHING BY OPPONENT

SEASON
4.0 2015, 2012
3.9 2010
3.8 2013, 1996
3.7 2005, 2002

LOWEST AVERAGE GAIN, RUSHING BY OPPONENT

SEASON
2.7 2000
2.8 2007
3.1 1999

MOST TOUCHDOWNS RUSHING

SEASON
22 2009
20 2008
18 2003
GAME
5 12/13/09 vs. Det.
4 10/10/10 vs. Den.
3 12 times, last 10/11/15 vs. Cle.

FEWEST TOUCHDOWNS RUSHING

SEASON
5 2005
7 2013, 1998, 1997
8 2015

MOST TOUCHDOWNS RUSHING BY OPPONENT

SEASON
18 1996
17 2002, 1997
15 2012
12 1998
GAME
4 10/9/05 at Det.
3 9 times, last 10/26/14 at Cin.

TEAM RECORDS

FEWEST TOUCHDOWNS RUSHING BY OPPONENT

SEASON
4 2008
5 2010, 2006, 2000
6 2003, 1999

PASSING

MOST PASSING ATTEMPTS

SEASON
676 2015
619 2013
586 1997

GAME
64 9/23/01 at Cin.
62 9/7/14 vs. Cin. & 9/5/13 at Den.
56 1/3/16 at Cin.

FEWEST PASSING ATTEMPTS

SEASON
415 2003
433 2008
465 2004

GAME
17 10/4/04 vs. KC 11/8/98 vs. Oak.
18 6 times, last 10/10/04 at Was.

MOST PASSING ATTEMPTS BY OPPONENT

SEASON
599 1999
596 2010
595 2014

GAME
69 12/24/00 vs. NYJ
62 12/13/10 at Hou.
56 12/13/98 vs. Min.

FEWEST PASSING ATTEMPTS BY OPPONENT

SEASON
490 2007
501 2004
509 2006

GAME
15 10/13/96 at Ind.
16 9/17/00 vs. Mia. 10/21/99 vs. KC

MOST PASS COMPLETIONS

SEASON
426 2015
363 2013
344 2014

GAME
35 9/7/14 vs. Cin.
34 11/15/15 vs. Jax. 9/5/13 at Den. 9/30/07 at Cle. 9/11/05 vs. Ind. 9/23/01 at Cin.

FEWEST PASS COMPLETIONS

SEASON
217 2003
258 2004
261 2008

GAME
7 9/14/03 vs. Cle.
8 12/7/03 vs. Cin. 12/12/99 at Pit.

MOST PASS COMPLETIONS BY OPPONENT

SEASON
382 2014
360 2002
350 2015, 1996

GAME
36 10/11/15 vs. Cle. 12/24/00 vs. NYJ
35 11/24/14 at NO 9/30/02 vs. Den.
34 11/30/14 vs. SD
32 3 times, last 10/5/14 at Ind.

FEWEST PASS COMPLETIONS BY OPPONENT

SEASON
276 2008, 2004
279 2006
288 2011

GAME
9 7 times, last 12/6/15 at Mia.

MOST NET YARDS GAINED, PASSING

SEASON
4,271 2015
3,978 1996
3,819 2014

GAME
404 10/27/96 vs. STL - OT
385 9/25/11 at STL
384 9/20/15 at Oak.
382 9/23/12 vs. NE

FEWEST NET YARDS GAINED, PASSING

SEASON
2,255 2003
2,312 2004
2,808 2008

GAME
37 12/17/00 at Ari.
40 11/5/07 at Pit.
47 11/28/04 at NE

MOST NET YARDS GAINED, PASSING BY OPPONENT

SEASON
3,979 2014
3,969 1996
3,737 2015

GAME
473 12/24/00 vs. NYJ
445 9/5/13 at Den.
422 10/11/15 vs. Cle.

FEWEST NET YARDS GAINED, PASSING BY OPPONENT

SEASON
2,805 2003
2,875 2008
2,958 2005

GAME
55 10/10/04 at Was.
60 9/13/10 at NYJ
64 12/10/00 vs. SD

MOST TIMES SACKED

SEASON
56 1999
48 2013
43 2000

GAME
7 8 times, last 12/18/11 at SD

FEWEST TIMES SACKED

SEASON
17 2006
19 2014
24 2015

MOST TIMES OPPONENTS SACKED

SEASON
60 2006
49 2014, 1999
48 2011

GAME
9 11/24/11 vs. SF 11/26/06 vs. Pit. 11/16/97 vs. Phi. - OT
8 12/14/14 vs. Jax.
7 9/24/06 at Cle. 12/26/99 vs. Cin.

FEWEST TIMES OPPONENTS SACKED

SEASON
27 2010
30 1996
32 2009, 2007

MOST CONSECUTIVE GAMES OPPONENTS SACKED

22 (6th game in 2012 - 11th game in 2013) (9th game in 2000 - 14th in 2001)
21 (5th game in 2008 - 9th game in 2009) (15th game in 2005 - 3rd in 2007) (8th game in 1997 - 12th in 1998)

HIGHEST COMPLETION PERCENTAGE

SEASON
63.0 2015 (426-676)
62.9 2009 (321-510)
62.7 2010 (308-491)

GAME
80.0 11/1/09 vs. Den. (20-25) 9/9/01 vs. Chi. (24-30)
79.4 11/1/98 vs. Jax. (27-34)
78.9 1/1/12 at Cin. (15-19)
77.8 12/10/06 at KC (21-27) 11/26/06 vs. Pit. (21-27)

LOWEST COMPLETION PERCENTAGE

SEASON
49.5 1999 (270-546)
52.3 2003 (217-415)
54.7 2002 (262-479)

GAME
30.8 12/12/99 at Pit. (8-26)
32.3 10/2/11 vs. NYJ (10-31)
35.3 11/15/98 at SD (12-34)

HIGHEST COMPLETION PERCENTAGE BY OPPONENT

SEASON
65.2 1996 (350-537)
64.2 2015 (350-545), 2014 (382-595)
62.8 2002 (360-573)

GAME
84.0 12/20/15 vs. KC (21-25)
83.9 11/17/96 at SF (26-31)
80.6 12/5/04 vs. Cin. (29-36)

LOWEST COMPLETION PERCENTAGE BY OPPONENT

SEASON
52.3 2008 (276-528)
53.8 2011 (288-535)
54.8 2006 (279-509), 1999 (328-599)

GAME
31.4 10/2/11 vs. NYJ (11-35)
35.7 11/15/98 at SD (15-42)
36.4 11/30/08 at Cin. (12-33)

MOST TOUCHDOWNS PASSING

SEASON
34 1996
27 2014
25 2010, 1997
22 2012
21 2015, 2011, 2009, 2006, 1999

GAME
5 10/12/14 at TB; 9/10/00 vs. Jax.
4 5 times, last 12/20/09 vs. Chi.

FEWEST TOUCHDOWNS PASSING

SEASON
13 2007, 2004
16 2008, 2003, 1998
17 2005

MOST TOUCHDOWNS PASSING BY OPPONENT

SEASON
30 2015
27 2007, 1996
25 2013

GAME
7 9/5/13 at Den.
6 11/2/14 at Pit.

FEWEST TOUCHDOWNS PASSING BY OPPONENT

SEASON
11 2011, 2000
14 2004
15 2012

TEAM RECORDS

MOST PASSES HAD INTERCEPTED

SEASON
23 2013
21 2015, 2005
20 2001, 1999, 1996

GAME
5 9/29/13 at Buf.
4 6 times, last 9/19/10 at Cin.

FEWEST PASSES HAD INTERCEPTED

SEASON
10 2010
11 2012, 2004
12 2014, 2011, 2008

PUNTING

MOST PUNTS

SEASON
104 1999
97 2004
92 1998

GAME
10 6 times, last 9/5/13 at Den.

FEWEST PUNTS

SEASON
60 2014
69 1996
73 2011

GAME
0 11/7/10 vs. Mia.
9/30/07 at Cle.
1 6 times, last 11/30/14 vs. SD

MOST PUNTS BY OPPONENT

SEASON
115 1999
105 2003
98 2013, 2001

GAME
11 11/30/08 at Cin.
12/19/99 vs. NO
10 4 times, last 10/7/01 vs. Ten.

FEWEST PUNTS BY OPPONENT

SEASON
68 1996
76 2014, 2007
78 2002

GAME
0 12/18/11 at SD
12/26/04 at Pit.
1 11/30/14 vs. SD
10/20/13 at Pit.
10/14/12 vs. Dal.

HIGHEST GROSS PUNTING AVERAGE

SEASON
47.4 2014
47.1 2012
46.7 2015

LOWEST GROSS PUNTING AVERAGE

SEASON
38.0 2001
40.2 2000
40.5 2002

HIGHEST GROSS PUNTING AVERAGE BY OPPONENT

SEASON
46.2 2012
45.9 2015, 2014
45.8 2013

LOWEST GROSS PUNTING AVERAGE BY OPPONENT

SEASON
40.1 2004, 2003
40.5 2005
40.8 2002

HIGHEST NET PUNTING AVERAGE

SEASON
43.3 2014
42.9 2015
40.8 2012

LOWEST NET PUNTING AVERAGE

SEASON
32.9 2002, 2001
33.9 2000
34.6 2004

HIGHEST NET PUNTING AVERAGE BY OPPONENT

SEASON
41.2 2012
40.5 2014
39.1 2015, 2010

LOWEST NET PUNTING AVERAGE BY OPPONENT

SEASON
32.8 2002
33.0 2005
33.1 2004, 2000

PUNT RETURNS

MOST PUNT RETURNS

SEASON
60 2004
59 1999
53 2003

GAME
9 11/26/00 vs. Cle.
8 11/25/12 at SD
7 6 times, last 12/23/12 vs. NYG

FEWEST PUNT RETURNS

SEASON
32 2014
34 2002
35 2007

MOST PUNT RETURNS BY OPPONENT

SEASON
55 2005
53 1997
49 2012

GAME
7 2 times, last 12/4/05 at Hou.
6 17 times, last 11/10/13 vs. Cin.

FEWEST PUNT RETURNS BY OPPONENT

SEASON
23 2014
27 1996
33 2011, 2001

MOST FAIR CATCHES

SEASON
27 2011
26 2012, 2010
23 2014, 2003

GAME
5 11/30/08 at Cin.
4 8 times, last 9/5/13 at Den.

MOST FAIR CATCHES BY OPPONENT

SEASON
28 1999
24 1998
23 2000

GAME
6 12/19/99 vs. NO
4 5 times, last 11/2/14 at Pit.

MOST YARDS, PUNT RETURNS

SEASON
713 2000
616 2004
609 2013

GAME
184 12/7/97 vs. Sea.
173 12/24/00 vs. NYJ
126 11/26/00 vs. Cle.

FEWEST YARDS, PUNT RETURNS

SEASON
290 2009
292 2014
319 2010

MOST YARDS, PUNT RETURNS BY OPPONENT

SEASON
481 2005
471 2002
468 1999

GAME
117 11/2/97 at NYJ (OT)
112 10/30/11 vs. Ari.
110 11/23/97 vs. Ari.

FEWEST YARDS, PUNT RETURNS BY OPPONENT

SEASON
166 2014
176 2015
183 2001

HIGHEST AVERAGE, PUNT RETURNS

SEASON
15.8 2000 (45-713)
14.2 2013 (43-609)
13.4 1997 (42-564)

LOWEST AVERAGE, PUNT RETURNS

SEASON
7.4 2010 (43-319), 2009 (39-290)
7.7 2003 (53-410), 1999 (59-452)
7.8 2006 (45-351)

HIGHEST AVERAGE, PUNT RETURNS BY OPPONENT

SEASON
11.9 2011 (33-392)
11.8 2002 (40-471)
10.9 1999 (43-468)

LOWEST AVERAGE, PUNT RETURNS BY OPPONENT

SEASON
5.0 2015 (35-176)
5.5 2001 (33-183)
6.4 2008 (38-245)

MOST TOUCHDOWNS ON PUNT RETURNS

SEASON
2 2007, 2004, 2000, 1998, 1997
1 2015, 2013, 2012, 2011, 2002

GAME
2 12/24/00 vs. NYJ
12/7/97 vs. Sea.
1 11 times, last 11/30/15 at Cle.

MOST TDs ON PUNT RETURNS BY OPPONENT

SEASON
2 2011, 2002
1 2009, 2005, 1999, 1998

GAME
1 8 times, last 12/24/11 vs. Cle.

KICKOFF RETURNS

MOST KICKOFF RETURNS

SEASON
86 1996
71 1997
69 1998

GAME
10 12/13/98 vs. Min.
9 9/10/00 vs. Jax.
8 6 times, last 10/18/09 at Min.

FEWEST KICKOFF RETURNS

SEASON
34 2015
38 2014
42 2011
44 2013
45 2006, 2000

TEAM RECORDS

MOST KICKOFF RETURNS BY OPPONENT

SEASON
77 2009
76 2008
75 2006
GAME
9 12/13/09 vs. Det. 12/19/05 vs. GB 12/2/01 vs. Ind.

FEWEST KICKOFF RETURNS BY OPPONENT

SEASON
9 2015
26 2014
36 2011

MOST YARDS, KICKOFF RETURNS

SEASON
1,734 1996
1,700 1998
1,636 2012
GAME
367 12/13/98 vs. Min. 233 12/13/10 at Hou. 204 11/2/14 at Pit.

FEWEST YARDS, KICKOFF RETURNS

SEASON
857 2015
1,005 2000
1,007 2008
GAME
0 11 times, last 12/13/15 vs. Sea.

MOST YARDS, KICKOFF RETURNS BY OPPONENT

SEASON
1,720 2008
1,636 2006
1,565 2009
GAME
245 11/18/07 vs. Cle. 244 11/10/02 vs. Cin. 237 11/2/08 at Cle. 1/2/05 vs. Mia.

FEWEST YARDS, KICKOFF RETURNS BY OPP.

SEASON
229 2015
601 2014
859 2012
GAME
0 19 times, last 12/27/15 vs. Pit.

HIGHEST AVERAGE, KICKOFF RETURNS

SEASON
28.3 2014 (38-1,077)
27.3 2012 (60-1,636)
26.4 2013 (44-1,163)

LOWEST AVERAGE, KICKOFF RETURNS

SEASON
20.1 2008 (50-1,007)
20.2 1997 (71-1,435), 1996 (86-1,734)
20.3 1999 (54-1,098)

HIGHEST AVERAGE, KICKOFF RETURNS BY OPPONENT

SEASON
29.2 2011 (36-1,050)
26.0 2010 (38-987)
25.4 2015 (9-229)

LOWEST AVERAGE, KICKOFF RETURNS BY OPPONENT

SEASON
20.0 1996 (70-1,402)
20.3 2009 (77-1,565)
20.5 1998 (57-1,168)

MOST TOUCHDOWNS ON KICKOFF RETURNS

SEASON
2 2012, 1998
GAME
*2 12/13/98 vs. Min. * Ties NFL Record

MOST TDs ON KICKOFF RETURNS BY OPPONENT

SEASON
2 2008, 2004, 1998
1 2011, 2003, 2002, 1997
GAME
1 10 times, last 10/2/11 vs. NYJ

FUMBLES

MOST FUMBLES

SEASON
37 2003, 1997
35 2007
34 2002
GAME
7 10/13/02 at Ind. 10/22/00 vs. Ten. 5 10 times, last 12/20/08 at Dal.

FEWEST FUMBLES

SEASON
13 2015
14 2012
15 2013

MOST FUMBLES BY OPPONENT

SEASON
45 2000
29 2003
28 2005
GAME
8 10/8/00 at Jax. 5 7 times, last 11/22/15 vs. STL

FEWEST FUMBLES BY OPPONENT

SEASON
12 2007
17 1998
18 2015

MOST FUMBLES LOST

SEASON
26 2007
19 2003
18 2002
GAME
5 12/13/98 vs. Min. 4 4 times, last 11/11/07 vs. Cin.

FEWEST FUMBLES LOST

SEASON
5 2012
6 2013
7 2015, 2000

MOST FUMBLES LOST BY OPPONENT

SEASON
26 2000
17 2003
15 2005
GAME
4 5 times, last 11/22/15 vs. STL

FEWEST FUMBLES LOST BY OPPONENT

SEASON
6 2007, 2002, 1998
7 1996
8 2015, 2013, 2010, 2008

MOST OWN FUMBLES RECOVERED

SEASON
20 1997
19 2008, 2000
18 2003

FEWEST OWN FUMBLES RECOVERED

SEASON
6 2015
8 2014
9 2013, 2012, 2007

MOST OPPONENTS FUMBLES RECOVERED

SEASON
26 2000
17 2003
15 2005
GAME
4 5 times, last 11/22/15 vs. STL

FEWEST OPPONENTS FUMBLES RECOVERED

SEASON
5 1998
6 2007, 2002
7 1996

MOST TDs, FUMBLES RECOVERED, OWN & OPPONENT

SEASON
3 2011
2 2005, 2004
1 2015, 2009, 2008, 2006, 2003, 2002, 2001
GAME
2 10/2/11 vs. NYJ 1 12 times, last 9/27/15 vs. Cin.

MOST TDs, OWN FUMBLES RECOVERED

SEASON
1 2004, 2003, 2002
GAME
1 12/5/04 vs. Cin. 9/21/03 at SD 12/29/02 at Pit.

MOST TDs, OPPONENTS FUMBLES RECOVERED

SEASON
3 2011
2 2005
1 2015, 2009, 2008, 2006, 2004, 2001
GAME
2 10/2/11 vs. NYJ 1 9 times, last 9/27/15 vs. Cin.

INTERCEPTIONS

MOST INTERCEPTIONS

SEASON
28 2006
26 2008
25 2002
GAME
5 10/14/07 vs. STL 4 11 times, last 12/29/13 at Cin.

FEWEST INTERCEPTIONS

SEASON
6 2015
11 2014, 2005
13 2012

MOST INTERCEPTIONS BY OPPONENT

SEASON
23 2013
21 2015, 2005
20 2001, 1999, 1996
GAME
5 9/29/13 at Buf. 4 6 times, last 9/19/10 at Cin.

FEWEST INTERCEPTIONS BY OPPONENT

SEASON
10 2010
11 2012, 2004
12 2014, 2011, 2008

MOST CONSECUTIVE GAMES W/ INTERCEPTIONS

10 2005-06 (game 16 in '05 through 1st 9 in '06)
9 2010-11 (game 12 in '10 through 1st 4 in '11) 2006 (games 1-9)

TEAM RECORDS

MOST CONSECUTIVE GAMES W/ INTs BY OPPONENT

9 2001 (games 5-13)
7 1998 (games 5-11)
1996-97 (last 4 through 1st 3)

MOST INTERCEPTION YARDS

SEASON
700 2004
544 2006
511 2003

GAME
183 12/24/00 vs. NYJ
162 11/23/08 vs. Phi.
156 10/24/04 vs. Buf.

FEWEST INTERCEPTION YARDS

SEASON
51 2015
135 2014
147 1996

MOST INTERCEPTION YARDS BY OPPONENT

SEASON
349 1996
340 2015
331 2001

GAME
108 10/21/99 vs. KC
103 12/19/04 at Ind.
100 11/18/07 vs. Cle.

FEWEST INTERCEPTION YARDS BY OPPONENT

SEASON
104 2008
118 1997
142 2006

MOST TDs ON INTERCEPTIONS

SEASON
5 2008, 2006, 2004
4 2003, 1999
3 2010

GAME
2 11/21/10 at Car.
10/29/06 at NO
1 40 times, last 9/13/15 at Den.

MOST TDs ON INTERCEPTIONS BY OPPONENT

SEASON
4 2015, 2013
3 2012, 2005, 2001, 1999, 1996
2 2000

GAME
2 10/21/99 vs. KC
1 27 times, last 12/20/15 vs. KC

PENALTIES

FEWEST PENALTIES

SEASON
89 2001
90 2010
92 2011

GAME
1 5 times, last 12/26/10 at Cle.

MOST PENALTIES

SEASON
139 2005
126 2003
125 1999

GAME
21 10/9/05 at Det.
14 4 times, last 11/30/14 vs. SD

FEWEST PENALTIES BY OPPONENT

SEASON
79 2006
84 2007, 2000
88 2009

GAME
0 12/23/07 at Sea.
1 11/11/10 at Atl.
12/20/09 vs. Chi.
12/8/96 at Cin.

MOST PENALTIES BY OPPONENT

SEASON
126 2013
122 1999, 1998
117 2010

GAME
16 9/20/15 at Oak.
11/15/98 at SD
15 10/10/99 at Ten.
11/21/99 at Cin.

FEWEST PENALTIES, BOTH TEAMS

GAME
3 12/26/10, Bal. (1) at Cle. (2)
4 9/8/96, Bal. (1) at Pit. (3)
5 12/20/09, Bal. (4) vs. Chi. (1)
12/16/07, Bal. (1) at Mia. (4)
12/8/96, Bal. (4) at Cin. (1)

MOST PENALTIES, BOTH TEAMS

GAME
30 11/15/98, Bal. (14) at SD (16)
28 10/9/05, Bal. (21) at Det. (7)
26 9/20/15, Bal. (10) at Oak. (16)

FEWEST YARDS PENALIZED

SEASON
673 2010
728 2001
730 2000

GAME
5 12/26/10 at Cle.
12/16/07 at Mia.
11/10/02 vs. Cin.
10 11/29/98 vs. Ind.
9/8/96 at Pit.

MOST YARDS PENALIZED

SEASON
1,153 2015
1,127 2012
1,094 2009

GAME
147 10/9/05 at Det.
146 10/6/96 vs. NE
137 11/22/15 vs. STL
135 9/23/12 vs. NE
12/7/09 at GB

FEWEST YARDS OPPONENT PENALIZED

SEASON
535 2000
580 2006
728 2007

GAME
0 12/23/07 at Sea.
5 11/11/10 at Atl.
12/8/96 at Cin.
9 12/20/09 vs. Chi.

MOST YARDS OPPONENT PENALIZED

SEASON
1,196 2013
1,118 1999
1,032 2011

GAME
212 10/10/99 at Ten.
175 12/7/09 at GB
146 11/15/98 at SD

FEWEST YARDS PENALIZED, BOTH TEAMS

GAME
25 12/26/10, Bal. (5) at Cle. (20)
30 12/16/07, Bal. (5) at Mia. (25)
9/8/96, Bal. (10) at Pit. (20)
35 12/20/09, Bal. (26) vs. Chi. (9)
12/10/00, Bal. (15) vs. SD (20)
11/16/97, Bal. (15) vs. Phi. (20)

MOST YARDS PENALIZED, BOTH TEAMS

GAME
310 12/7/09, Bal. (135) at GB (175)
293 10/10/99, Bal. (81) at Ten. (212)
252 11/15/98, Bal. (106) at SD (146)

TURNOVERS

MOST TURNOVERS

SEASON
40 2007
38 2003
36 2005, 2001

GAME
7 11/9/03 at STL
11/9/97 at Pit.
6 4 times, last 11/11/07 vs. Cin.

FEWEST TURNOVERS

SEASON
16 2012
20 2014, 2010
21 2008

MOST TURNOVERS BY OPPONENT

SEASON
49 2000
41 2003
40 2006

GAME
7 9/11/11 vs. Pit.
6 6 times, last 12/20/09 vs. Chi.

FEWEST TURNOVERS BY OPPONENT

SEASON
14 2015
22 2014, 1996
23 2007, 1998

MOST TURNOVERS, BOTH TEAMS

SEASON
79 2003
75 2000
64 2001

GAME
11 11/9/03, Bal. (7) at STL (4)

MOST TDs BY RAVENS OFF TURNOVERS

SEASON
7 2004 (5 INTs, 2 FRs)
6 2008 (5 INTs, 1 FR)
2006 (5 INTs, 1 FR)
4 2011 (3 FRs, 1 INT), 2003 (4 INTs),
1999 (4 INTs)

GAME
3 10/2/11 vs. NYJ (2 FRs, 1 INT)
2 11/21/10 at Car. (2 INTs)
10/29/06 at NO (2 INTs)
1 43 times, last 9/27/15 vs. Cin. (1 FR)

MOST TDs BY OPPONENT OFF TURNOVERS

SEASON
5 2015 (4 INTs, 1 FR)
2013 (4 INTs, 1 FR)
4 1999 (3 INTs, 1 FR), 1996 (3 INTs, 1 FR)
3 2012 (3 INTs),
2008 (2 FRs, 1 INT), 2007 (2 FRs, 1 INT),
2005 (3 INTs), 2001 (3 INTs)

GAME
2 12/20/15 vs. KC (1 INT, 1 FR)
12/22/13 vs. NE (1 INT, 1 FR)
10/21/99 vs. KC (2 INTs)
1 38 times, last 12/6/15 at Mia. (1 INT)

OPPONENT SINGLE-GAME BESTS

SCORING

MOST POINTS

- 21 Shayne Graham 11/11/07 vs. Cin. (7 FGs)
- 20 Gary Anderson 12/13/98 vs. Min.
(6 FGs, 2 PATs)
- 19 Randy Bullock 12/21/14 at Hou. (6 FGs, 1 PAT)

MOST TOUCHDOWNS

- 3 Doug Baldwin 12/13/15 vs. Sea. (3 receiving)
- Lee Evans 10/24/10 vs. Buf. (3 receiving)
- Joseph Addai 12/9/07 vs. Ind. (2 rush, 1 receiving)
- Deuce McAllister 12/8/02 vs. NO (3 rushing)
- Jimmy Smith 9/10/00 vs. Jax. (3 receiving)
- Karim Abdul-Jabbar 10/19/97 vs. Mia. (3 rushing)
- Tony Martin 9/28/97 at SD (3 receiving)
- Ed McCaffrey 10/20/96 at Den. (3 receiving)

MOST PATs ATTEMPTED

- 7 Matt Prater 9/5/13 at Den.
- 6 4 times, last by Adam Vinatieri 12/9/07 vs. Ind.

MOST PATs MADE

- 7 Matt Prater 9/5/13 at Den.
- 6 4 times, last by Adam Vinatieri 12/9/07 vs. Ind.

MOST FGs ATTEMPTED

- 7 Shayne Graham 11/11/07 vs. Cin.
- 6 3 times, last by Randy Bullock 12/21/14 at Hou.
- 5 13 times, last by Josh Scobee 12/14/14 vs. Jax.

MOST FGs MADE

- 7 Shayne Graham 11/11/07 vs. Cin.
- 6 Randy Bullock 12/21/14 at Hou.
- Gary Anderson 12/13/98 vs. Min.
- 5 8 times by 6 different players, last by Mike Nugent 9/7/14 vs. Cin.

LONGEST FG ATTEMPTED

- 60 John Hall 9/13/98 at NYJ
- 57 Brandon McManus 9/13/15 at Den.
Matt Bryant 10/19/14 vs. Atl.
Caleb Sturgis 10/6/13 at Mia.
Mike Vanderjagt 10/13/02 at Ind.
- 56 Brandon McManus 9/13/15 at Den.

LONGEST FG MADE

- 57 Brandon McManus 9/13/15 at Den.
- 56 Brandon McManus 9/13/15 at Den.
- 54 Josh Scobee (2) 10/24/11 at Jax.
Phil Dawson 11/2/08 at Cle.
Nate Kaeding 10/1/06 vs. SD
- 53 Cairo Santos 12/20/15 vs. KC
Jason Myers 11/15/15 vs. Jax.
Phil Dawson 10/18/15 at SF
Josh Scobee 12/14/14 vs. Jax.
Ryan Succop 9/13/09 vs. KC
Mike Vanderjagt 11/29/98 vs. Ind.

RUSHING

MOST RUSHING ATTEMPTS

- 36 Ricky Williams 11/16/03 at Mia.
- 34 Cedric Benson 11/8/09 at Cin.
- 33 Priest Holmes 10/4/04 vs. KC
- 32 Marshawn Lynch 11/13/11 at Sea.
Deuce McAllister 12/8/02 vs. NO

MOST YARDS RUSHING

- 194 Terrell Davis 10/20/96 at Den.
- 192 Marshall Faulk 11/29/98 vs. Ind.
- 163 James Allen 12/20/98 at Chi.
- 155 Domanick Davis (Williams) 12/4/05 vs. Hou.
- 151 Fred Taylor 10/20/02 vs. Jax.

HIGHEST RUSHING AVERAGE (MIN. 10 CARRIES)

- 11.3 Marshall Faulk 11/29/98 vs. Ind.
- 7.4 Sammy Morris 1/2/05 vs. Mia.
- 7.1 James Allen 12/20/98 at Chi.
- 6.9 Terrell Davis 10/20/96 at Den.
- 6.8 Chris Johnson 10/26/15 at Ari.
- 6.6 DeMarco Murray 10/14/12 vs. Dal.
Brandon Jacobs 11/16/08 at NYG

LONGEST RUSH FROM SCRIMMAGE

- 77 Ahmad Bradshaw 11/16/08 at NYG
- 77 Shawn Bryson 10/9/05 at Det.
- 74 Kordell Stewart 10/5/97 vs. Pit
- 71 Terrell Davis 10/20/96 at Den.

MOST RUSHING TDs

- 3 Deuce McAllister 12/8/02 vs. NO
- Karim Abdul-Jabbar 10/19/97 vs. Mia.
- 2 21 times by 20 players, last by DeAngelo Williams 12/27/15 vs. Pit.

PASSING

MOST PASSING ATTEMPTS

- 69 Vinny Testaverde 12/24/00 vs. NYJ
- 62 Matt Schaub 12/13/10 at Hou.
- 55 Randall Cunningham 12/13/98 vs. Min.
- 53 Brian Griese 9/30/02 vs. Den.

MOST PASS COMPLETIONS

- 36 Josh McCown 10/11/15 vs. Cle.
Vinny Testaverde 12/24/00 vs. NYJ
- 35 Drew Brees 11/24/14 at NO
- Brian Griese 9/30/02 vs. Den.
- 34 Philip Rivers 11/30/14 vs. SD
- 32 Andrew Luck 10/5/14 at Ind.
Carson Palmer 1/2/11 vs. Cin.
Matt Ryan 11/11/10 at Atl.
Randall Cunningham 12/13/98 vs. Min.

MOST YARDS PASSING

- 481 Vinny Testaverde 12/24/00 vs. NYJ
- 462 Peyton Manning 9/5/13 at Den.
- 457 Josh McCown 10/11/15 vs. Cle.
- 436 Philip Rivers 9/20/09 at SD

HIGHEST COMPLETION PERCENTAGE

- 84.0 Alex Smith 12/20/15 vs. KC (21-25)
- 83.9 Elvis Grbac 11/17/96 at SF (26-31)
- 83.3 Rob Johnson 8/31/97 vs. Jax. (20-24)
- 80.6 Carson Palmer 12/5/04 vs. Cin. (29-36)

LONGEST COMPLETION

- 90t Kordell Stewart to Bobby Shaw 12/16/01 vs. Pit.
- 88t Brian St. Pierre to David Gettis 11/21/10 at Car.
- 82t Jon Kitna to Chad Johnson 10/19/03 at Cin.
- 81t Philip Rivers to Darren Sproles 9/20/09 at SD
- 81t Josh Miller to Chris Hope 12/28/03 vs. Pit.

MOST TD PASSES

- 7 Peyton Manning 9/5/13 at Den.
- 6 Ben Roethlisberger 11/2/14 at Pit.
- 5 Russell Wilson 12/13/15 vs. Sea.
Ben Roethlisberger 11/5/07 at Pit.
Matt Hasselbeck 11/23/03 vs. Sea.

MOST INTERCEPTIONS THROWN

- 5 Gus Frerotte 10/14/07 vs. STL
- 4 4 times, last by Andy Dalton 12/29/13 at Cin.

RECEIVING

MOST RECEPTIONS

- 15 Jimmy Smith 9/10/00 vs. Jax.
- 14 Anquan Boldin 9/23/07 vs. Ari.
- 13 Dez Bryant 10/14/12 vs. Dal.

HIGHEST AVG. GAIN PER RECEPTION (MIN. 3)

- 38.8 Tony Martin 9/28/97 at SD (4-155)
- 36.5 Chris Chambers 1/2/05 vs. Mia. (4-146)
- 36.3 Greg Camarillo 12/16/07 at Mia. (3-109)
- 32.7 Larry Fitzgerald 10/30/11 vs. Ari. (3-98)
- 32.3 Braylon Edwards 9/30/07 at Cle. (3-97)
Plaxico Burress 12/26/04 at Pit. (3-97)

MOST RECEIVING YARDS

- 291 Jimmy Smith 9/10/00 vs. Jax.
- 229 Isaac Bruce 10/27/96 vs. STL - OT
- 227 A.J. Green 9/27/15 vs. Cin.
- 189 Steve Smith 10/15/06 vs. Car.

MOST TOUCHDOWN RECEPTIONS

- 3 Doug Baldwin 12/13/15 vs. Sea.
Lee Evans 10/24/10 vs. Buf.
Jimmy Smith 9/10/00 vs. Jax.
Tony Martin 9/28/97 at SD
Ed McCaffrey 10/20/96 at Den.

INTERCEPTIONS

MOST INTERCEPTIONS

- 3 Anthony Henry 11/18/01 vs. Cle.
- 2 26 times, last by Marcus Peters
12/20/15 vs. KC

MOST INTERCEPTION RETURN YARDAGE

- 100 Brodney Pool 11/18/07 vs. Cle. (1 TD ret.)
- 98 Chris Harris 12/16/12 vs. Den. (1 TD ret.)
- 97 Derrick Brooks 9/15/02 vs. TB (1 TD ret.)
- 93 Marcus Peters 12/20/15 vs. KC (1 TD ret.)

HIGHEST AVG. ON INT. RETURN YARDAGE (MIN. 2)

- 46.5 Marcus Peters 12/20/15 vs. KC (2-93)
- 37.0 Gary Brackett 12/9/07 vs. Ind. (2-74)
- 30.0 Aaron Ross 11/16/08 at NYG (2-60)

LONGEST INTERCEPTION RETURN

- 100t Brodney Pool 11/18/07 vs. Cle.
- 98t Chris Harris 12/16/12 vs. Den.
- 97t Derrick Brooks 9/15/02 vs. TB

INTERCEPTION RETURN TOUCHDOWNS

- 1 29 times, last by Marcus Peters 12/20/15 vs. KC

SACKS

MOST SACKS

- 4 Antwan Barnes 12/18/11 at SD
- 3.5 James Harrison 11/5/07 at Pit.
Gerald Dixon 12/21/97 at Cin.
- 3 13 times, last by Vincent Rey 11/10/13 vs. Cin.

MOST SACK YARDAGE

- 30.0 James Harrison 9/29/08 at Pit. (2.5 sacks)
- 25.5 James Harrison 11/5/07 at Pit. (3.5 sacks)
- 25.0 Robert Mathis 10/12/08 at Ind. (3 sacks)
Kenard Lang 9/12/04 at Cle. (3 sacks)

PUNTING

MOST PUNTS

- 11 Kyle Larson 11/30/08 at Cin.
Tommy Barnhardt 12/19/99 vs. NO
- 10 4 times, last by Craig Hentrich 10/7/01 vs. Ten

HIGHEST GROSS PUNTING AVERAGE (4 PUNTS)

- 57.6 Andy Lee 11/24/11 vs. SF (5 punts)
- 54.8 Tim Masthay 10/13/13 vs. GB (6 punts)
Shane Lechler 11/11/12 vs. Oak. (4 punts)
- 53.8 Mike Scifres 10/1/06 vs. SD (5 punts)

LONGEST PUNT

- 74 Andy Lee 10/7/07 at SF
- 71 Mike Scifres 10/1/06 vs. SD
- 70 Marquette King 9/20/15 at Oak.
Mike Scifres 11/25/07 at SD

MOST PUNTS INSIDE 20

- 8 Bryan Barker 11/14/99 at Jax.
- 5 Britton Colquitt 9/5/13 at Den.
Matt Turk 11/16/03 at Mia.

PUNT RETURNS

MOST PUNT RETURNS

- 7 Alvin Pearman 11/13/05 at Jax.
- 6 13 times, last by Trindon Holliday 12/16/12 vs. Den.

MOST PUNT RETURN YARDAGE

- 117 Leon Johnson 11/2/97 at NYJ - OT
- 112 Patrick Peterson 10/30/11 vs. Ari.
- 110 Kevin Williams 11/23/97 vs. Ari.

HIGHEST PUNT RETURN AVERAGE (3 RETURNS)

- 33.3 Richard Crawford 12/9/12 at Was. (3 returns)
- 30.7 Avion Black 12/15/02 at Hou. (3 returns)
- 28.0 Patrick Peterson 10/30/11 vs. Ari. (4 returns)

LONGEST PUNT RETURN

- 86t Craig Yeast 11/21/99 at Cin.
- 84t Joshua Cribbs 12/24/11 vs. Cle.
- 82t Patrick Peterson 10/30/11 vs. Ari.

TDs

- 1 8 times, last by Joshua Cribbs 12/24/11 vs. Cle. (84)

KICKOFF RETURNS

MOST KICKOFF RETURNS

- 8 Terrence Wilkins 12/2/01 vs. Ind.
- 7 7 times, last by Joshua Cribbs 11/2/08 at Cle.

MOST KICKOFF RETURN YARDAGE

- 245 Joshua Cribbs 11/18/07 vs. Cle. (7 ret.)
- 237 Joshua Cribbs 11/2/08 at Cle. (7 ret.)
- 228 Brandon Bennett 11/10/02 vs. Cin. (6 ret.)

HIGHEST KICKOFF RETURN AVERAGE (3 RETURNS)

- 44.3 Quintin Demps 11/23/08 vs. Phi. (4-177)
- 43.0 Will Blackwell 10/5/97 vs. Pit. (3-129)
- 40.3 Dante Hall 9/28/03 vs. KC (3-121)

LONGEST KICKOFF RETURN

- 107t Joe McKnight 10/2/11 vs. NYJ
- 100t Quintin Demps 11/23/08 vs. Phi.
- 97t 3 times, last by Dante Hall 9/28/03 vs. KC

TDs

- 1 10 times, last by Joe McKnight 10/2/11 vs. NYJ (107)

POSTSEASON RECORDS

SERVICE/SCORING RECORDS

ABBREVIATIONS

WC - WILD CARD
D - DIVISIONAL PLAYOFF
A - AFC CHAMPIONSHIP
SB - SUPER BOWL

SERVICE

MOST GAMES PLAYED

- 21 Ray Lewis, 2008-12, 2006, 2003, 2000-01
- 17 Terrell Suggs, 2014, 2008-12, 2006, 2003
- 16 Sam Koch, 2014, 2008-12, 2006
- Haloti Ngata, 2014, 2008-12, 2006
- 15 Joe Flacco, 2014, 2008-12
- Ed Reed, 2008-12, 2006, 2003
- 12 Marshal Yanda, 2014, 2008-12
- Ray Rice, 2008-12
- 11 Brendon Ayanbadejo, 2008-12
- Todd Heap, 2008-10, 2006, 2003, 2001
- Jarret Johnson, 2008-11, 2006, 2003
- Matt Stover, 2008, 2006, 2003, 2000-01

MOST GAMES, HEAD COACH

- 15 John Harbaugh, 2014, 2008-12
- 8 Brian Billick, 2006, 2003, 2000-01

MOST GAMES WON, HEAD COACH

- 10 John Harbaugh, 2014, 2008-12
- 5 Brian Billick, 2006, 2003, 2000-01

MOST GAMES LOST, HEAD COACH

- 5 John Harbaugh, 2014, 2008-12
- 3 Brian Billick, 2006, 2003, 2000-01

SCORING

MOST POINTS SCORED

- Career**
- 70 Matt Stover (22-22 PATs, 16-19 FGs), 2008, 2006, 2003, 2000-01
 - 47 Justin Tucker (23-23 PATs, 8-8 FGs), 2014, 2012
 - 46 Billy Cundiff (13-13 PATs, 11-12 FGs), 2009-11
 - 36 Anquan Boldin (6 TDs), 2010-12
 - Ray Rice (6 TDs), 2008-12

Game

- 12 Justin Tucker (1/3/15 at Pit.) - WC
- Anquan Boldin (1/20/13 at NE) - A
- Billy Cundiff (1/9/11 at KC) - WC
- Jacoby Jones (2/3/13 at SF) - SB
- Jamal Lewis (12/31/00 vs. Den.) - WC
- Willis McGahee (1/18/09 at Pit.) - A
- Ray Rice (1/10/10 at NE) - WC
- Torrey Smith (1/12/13 at Den.) - D

MOST POINTS BY A ROOKIE

Season

- 28 Justin Tucker (16-16 PATs, 4-4 FGs), 2012

Game

- 12 Jamal Lewis (12/31/00 vs. Den.) - WC

MOST CONSECUTIVE GAMES SCORING

- 11 Matt Stover, 2008, 2006, 2003, 2000-01

MOST TOUCHDOWNS

Career

- 6 Anquan Boldin, 2010-12
- Ray Rice, 2008-12
- 4 Torrey Smith, 2014, 2011-12
- Jamal Lewis, 2006, 2003, 2000
- Willis McGahee, 2008-10
- Dennis Pitta, 2014, 2011-12

Game

- 2 Anquan Boldin (1/20/13 at NE) - A
- Jacoby Jones (2/3/13 at SF) - SB
- Jamal Lewis (12/31/00 vs. Den.) - WC
- Willis McGahee (1/18/09 at Pit.) - A
- Ray Rice (1/10/10 at NE) - WC
- Torrey Smith (1/12/13 at Den.) - D

MOST TOUCHDOWNS BY A ROOKIE

Season

- 4 Jamal Lewis, 2000

Game

- 2 Jamal Lewis (12/31/00 vs. Den.) - WC

MOST CONSECUTIVE GAMES SCORING A TD

- 2 Seven times, last by
- Anquan Boldin (1/20/13 at NE) - A
- through (2/3/13 at SF) - SB
- Dennis Pitta (1/20/13 at NE) - A
- through (2/3/13 at SF) - SB

MOST (KICKING) PAT ATTEMPTED

Career

- 23 Justin Tucker, 2014, 2012
- 22 Matt Stover, 2008, 2006, 2003, 2000-01
- 13 Billy Cundiff, 2009-11

Game

- 5 Justin Tucker (1/12/13 at Den.) - D
- 4 4 times, last by Justin Tucker
- (1/10/15 at NE) - D

MOST (KICKING) PAT MADE

Career

- 23 Justin Tucker, 2014, 2012
- 22 Matt Stover, 2008, 2006, 2003, 2000-01
- 13 Billy Cundiff, 2009-11

Game

- 5 Justin Tucker (1/12/13 at Den.) - D
- 4 4 times, last by Justin Tucker
- (1/10/15 at NE) - D

MOST CONSECUTIVE (KICKING) PAT

- 23 Justin Tucker, 2014, 2012
- 22 Matt Stover, 2008, 2006, 2003, 2000-01
- 13 Billy Cundiff, 2009-11

HIGHEST (KICKING) PAT PERCENTAGE

Career

- 1.000 Justin Tucker (23-23), 2014, 2012
- Billy Cundiff (13-13), 2009-11
- Matt Stover (22-22), 2008, 2006, 2003, 2000-01

MOST 2-POINT CONVERSIONS

Career

None

Game

None

MOST FIELD GOALS ATTEMPTED

Career

- 19 Matt Stover 2008, 2006, 2003, 2000-01
- 12 Billy Cundiff, 2009-11
- 8 Justin Tucker (2014, 2012)

Game

- 4 Matt Stover (1/14/01 at Oak.) - A
- 3 Justin Tucker (1/3/15 at Pit.) WC
- Billy Cundiff (1/22/12 at NE) - A
- Billy Cundiff (1/9/11 at KC) - WC
- Matt Stover (1/13/02 at Mia.) - D
- Matt Stover (1/28/01 at NYG) - SB

MOST FIELD GOALS MADE

Career

- 16 Matt Stover 2008, 2006, 2003, 2000-01
- 11 Billy Cundiff, 2009-11
- 8 Justin Tucker (2014, 2012)

Game

- 3 Justin Tucker (1/3/15 at Pit.) - WC
- Billy Cundiff (1/9/11 at KC) - WC
- Matt Stover (1/14/01 at Oak.) - A

LONGEST FIELD GOAL

- 52 Justin Tucker (1/3/15 at Pit.) - WC
- 51 Matt Stover (1/13/07 vs. Ind.) - D
- 48 Billy Cundiff (1/15/12 vs. Hou.) - D
- 47 Justin Tucker (1/12/13 at Den.) - D (2OT)
- 47 Matt Stover (1/28/01 at NYG) - SB

LONGEST FIELD GOAL ATTEMPTED

- 52 Justin Tucker (1/3/15 at Pit.) - WC
- 51 Matt Stover (1/13/07 vs. Ind.) - D
- 48 Billy Cundiff (1/15/12 vs. Hou.) - D
- 47 Justin Tucker (1/12/13 at Den.) - D (2OT)
- 47 Matt Stover (1/28/01 at NYG) - SB

HIGHEST FIELD GOAL PERCENTAGE

Career (min. 5 attempts)

- 1.000 Justin Tucker (8-8), 2014, 2012
- .917 Billy Cundiff (11-12), 2009-11
- .842 Matt Stover (16-19), 2008, 2006, 2003, 2000-01

MOST SAFETIES

Career

None

Game

None



POSTSEASON PASSING RECORDS

TOP 5 CAREER PASSING YARDS

RK	NAME (SEASONS)	ATT.	CMP.	PCT.	YDS.	AVG./		PCT.		PCT.		SACKS/		RATE
						ATT.	TD	TD	INT.	INT.	LG	YDS.LOST		
1	Flacco, Joe (2014, 2008-12)	447	253	56.6	3,223	7.21	25	5.6	10	2.2	70t	28/184	88.6	
2	Dilfer, Trent (2000)	73	35	47.9	590	8.08	3	4.1	1	1.4	96t	10/82	83.7	
3	Grbac, Elvis (2001)	55	30	54.5	286	5.20	1	1.8	3	5.5	45	4/37	52.5	
4	Wright, Anthony (2003)	37	20	54.1	214	5.78	1	2.7	2	5.4	35t	2/13	57.7	
5	McNair, Steve (2006)	29	18	62.1	173	5.97	0	0.0	2	6.9	23	2/12	49.9	

LONGEST PASS PLAYS

96t	Trent Dilfer to Shannon Sharpe at Oak., 1/14/01 - A	48t	Joe Flacco to Derrick Mason at Ten., 1/10/09 - D
70t	Joe Flacco to Jacoby Jones at Den., 1/12/13 - D	47	Joe Flacco to Ray Rice vs. Ind., 1/6/13 - WC
59t	Joe Flacco to Torrey Smith at Den., 1/12/13 - D	46	Joe Flacco to Anquan Boldin vs. Ind., 1/6/13 - WC
58t	Trent Dilfer to Shannon Sharpe vs. Den., 12/31/00 - WC	45	Elvis Grbac to Travis Taylor at Mia., 1/13/02 - WC
56t	Joe Flacco to Jacoby Jones at SF, 2/3/13 - SB	44	Trent Dilfer to Qadry Ismail at NYG, 1/28/01 - SB
56	Trent Dilfer to Shannon Sharpe at Ten., 1/7/01 - D	42	Joe Flacco to Torrey Smith at NE, 1/22/12 - A
50	Joe Flacco to Anquan Boldin vs. Ind., 1/6/13 - WC		

PASSING RECORDS

HIGHEST QUARTERBACK PASSER RATING

Career (min. 60 attempts)

88.6 Joe Flacco, 2014, 2008-12
83.7 Trent Dilfer, 2000

Game (min. 20 attempts)

125.6 Joe Flacco (1/6/13 vs. Ind.) - WC
124.2 Joe Flacco (2/3/13 at SF) - SB

MOST PASS ATTEMPTS

Career

447 Joe Flacco, 2014, 2008-12
73 Trent Dilfer, 2000

Game

45 Joe Flacco (1/10/15 at NE) - D
37 Elvis Grbac (1/20/02 at Pit.) - D
Anthony Wright (1/3/04 vs. Ten.) - WC
36 Joe Flacco (1/20/13 at NE) - A
Joe Flacco (1/22/12 at NE) - A

MOST PASS COMPLETIONS

Career

253 Joe Flacco, 2014, 2008-12
35 Trent Dilfer, 2000

Game

28 Joe Flacco (1/10/15 at NE) - D
25 Joe Flacco (1/9/11 at KC) - WC
22 Joe Flacco (2/3/13 at SF) - SB
Joe Flacco (1/22/12 at NE) - A

MOST PASSING YARDAGE

Career

3,223 Joe Flacco, 2014, 2008-12
590 Trent Dilfer, 2000

Game

331 Joe Flacco (1/12/13 at Den.) - D
306 Joe Flacco (1/22/12 at NE) - A
292 Joe Flacco (1/10/15 at NE) - D

MOST 300-YARD PASSING GAMES

Career

2 Joe Flacco, 2014, 2008-12

LONGEST COMPLETION

96t Trent Dilfer (1/14/01 at Oak.) - A
70t Joe Flacco (1/12/13 at Den.) - D

HIGHEST COMPLETION PERCENTAGE

Career

62.1 Steve McNair, 2006
56.6 Joe Flacco, 2014, 2008-12

Game (min. 20 attempts)

73.5 Joe Flacco (1/9/11 at KC) - WC
66.7 Joe Flacco (2/3/13 at SF) - SB

HIGHEST AVERAGE GAIN PER ATTEMPT

Career

8.08 Trent Dilfer, 2000
7.21 Joe Flacco, 2014, 2008-12

Game (min. 20 attempts)

12.26 Joe Flacco (1/6/13 vs. Ind.) - WC
9.74 Joe Flacco (1/12/13 at Den.) - D

MOST PASSING TOUCHDOWNS

Career

25 Joe Flacco, 2014, 2008-12
3 Trent Dilfer, 2000

Game

4 Joe Flacco (1/10/15 at NE) - D
3 Joe Flacco (2/3/13 at SF) - SB
Joe Flacco (1/20/13 at NE) - A
Joe Flacco (1/12/13 at Den.) - D
2 5 times, last by Joe Flacco (1/3/15 at Pit.) - WC

MOST GAMES, 4 TD PASSES

Career

1 Joe Flacco, 2014, 2008-12

MOST GAMES, 3 OR MORE TD PASSES

Career

4 Joe Flacco, 2014, 2008-12

MOST CONSECUTIVE GAMES, TD PASSES

10 Joe Flacco (1/9/11 at KC) - WC
through (1/10/15 at NE) - D
2 Trent Dilfer (1/14/01 at Oak.) - A
through (1/28/01 at NYG) - SB

MOST CONSECUTIVE PASSES ATTEMPTED, NONE INTERCEPTED

*197 Joe Flacco (1/22/12 at NE) - A
through (1/10/15 at NE) - D
60 Joe Flacco (1/15/11 at Pit.) - D
through (1/22/12 at NE) - A

MOST PASSES HAD INTERCEPTED

Career

10 Joe Flacco, 2014, 2008-12
3 Elvis Grbac, 2001

Game

3 Joe Flacco (1/18/09 at Pit.) - A
Elvis Grbac (1/20/02 at Pit.) - D

MOST PASS ATTEMPTS, NO INTERCEPTIONS

Game

36 Joe Flacco (1/20/13 at NE) - A
34 Joe Flacco (1/12/13 at Den.) - D
Joe Flacco (1/9/11 at KC) - WC

LOWEST PERCENTAGE, PASSES HAD INTERCEPTED

Career

1.4 Trent Dilfer (1 in 73), 2000
2.2 Joe Flacco (10 in 447), 2014, 2008-12

MOST TIMES SACKED

Career

28 Joe Flacco, 2014, 2008-12
10 Trent Dilfer, 2000

Game

5 Joe Flacco (1/15/12 vs. Hou.) - D
Joe Flacco (1/15/11 at Pit.) - D

ALL 200-YARD GAMES

331	Joe Flacco at Den, 1/12/13 (18 of 34) - D
306	Joe Flacco at NE, 1/22/12 (22 of 36) - A
292	Joe Flacco at NE, 1/10/15 (28 of 45) - D
287	Joe Flacco at SF, 2/3/13 (22 of 33) - SB
282	Joe Flacco vs. Ind., 1/6/13 (12 of 23) - WC
265	Joe Flacco at KC, 1/9/11 (25 of 34) - WC
259	Joe Flacco at Pit., 1/3/15 (18 of 29) - WC
240	Joe Flacco at NE, 1/22/13 (21 of 36) - A
214	Anthony Wright vs. Ten., 1/3/04 (20 of 37) - WC

Current Ravens in Bold



* Second-longest streak in NFL postseason history (Drew Brees, 226)

POSTSEASON RECEIVING RECORDS

TOP 10 CAREER RECEIVING YARDS

RANK	NAME (SEASONS)	REC	YDS	AVG	LG	TD
1	Boldin, Anquan (2010-12)	38	616	16.2	50	6
2	Smith, Torrey (2014, 2011-12)	20	414	20.7	59t	4
3	Heap, Todd (2008-10, 2006, 2003, 2001)	32	385	12.0	35t	2
4	Sharpe, Shannon (2000-01)	15	309	20.6	96t	2
5	Rice, Ray (2008-12)	37	296	8.0	47	1
6	Mason, Derrick (2008-10, 2006)	20	289	14.5	48t	1
7	Pitta, Dennis (2014, 2010-12)	21	233	11.1	24	4
8	Ismail, Qadry (2000-01)	11	174	15.8	44	0
9	Clayton, Mark (2008-09, 2006)	13	169	13.0	37	0
10	Taylor, Travis (2003, 2001)	13	158	12.2	45	1

ALL 100-YARD GAMES

145	Anquan Boldin vs. Ind., 1/6/13 - WC
108	Todd Heap at KC, 1/9/11 - WC
104	Anquan Boldin at SF, 2/3/13 - SB
101	Steve Smith Sr. at Pit., 1/3/15 - WC
101	Anquan Boldin at NE, 1/22/12 - A

Current Ravens in Bold

LONGEST RECEPTIONS

96t	Trent Diler to Shannon Sharpe at Oak., 1/14/01 - A	48t	Joe Flacco to Derrick Mason at Ten., 1/10/09 - D
70t	Joe Flacco to Jacoby Jones at Den., 1/12/13 - D	47	Joe Flacco to Ray Rice vs. Ind., 1/6/13 - WC
59t	Joe Flacco to Torrey Smith at Den., 1/12/13 - D	46	Joe Flacco to Anquan Boldin vs. Ind., 1/6/13 - WC
58t	Trent Diler to Shannon Sharpe vs. Den., 12/31/00 - WC	45	Elvis Grbac to Travis Taylor at Mia., 1/13/02 - WC
56t	Joe Flacco to Jacoby Jones at SF, 2/3/13 - SB	44	Trent Diler to Qadry Ismail at NYG, 1/28/01 - SB
56	Trent Diler to Shannon Sharpe at Ten., 1/7/01 - D	42	Joe Flacco to Torrey Smith at NE, 1/22/12 - A
50	Joe Flacco to Anquan Boldin vs. Ind., 1/6/13 - WC		

RECEIVING RECORDS

MOST RECEPTIONS

Career	
38	Anquan Boldin, 2010-12
37	Ray Rice, 2008-12
32	Todd Heap, 2008-10, 2006, 2003, 2001
Game	
10	Todd Heap (1/9/11 at KC) - WC
9	Ray Rice (1/16/10 at Ind.) - D
7	Ray Rice (1/15/11 at Pit.) - D
	Travis Taylor (1/3/04 vs. Ten.) - WC

MOST RECEIVING YARDAGE

Career	
616	Anquan Boldin, 2010-12
414	Torrey Smith, 2014, 2011-12
385	Todd Heap, 2008-10, 2006, 2003, 2001
Game	
145	Anquan Boldin (1/6/13 vs. Ind.) - WC
108	Todd Heap (1/9/11 at KC) - WC
104	Anquan Boldin (2/3/13 at SF) - SB

MOST GAMES, 100 OR MORE YARDS, RECEIVING

Career	
3	Anquan Boldin, last 2/3/13 at SF - SB
1	Todd Heap (108 yards, 1/9/11 at KC) - WC
1	Steve Smith Sr. (101 yards, 1/3/15 at Pit.) - WC

LONGEST PASS RECEPTION


96t	Shannon Sharpe (1/14/01 at Oak.) - A
70t	Jacoby Jones (1/12/13 at Den.) - D
59t	Torrey Smith (1/12/13 at Den.) - D

AVERAGE GAIN PER RECEPTION

Career (Min. 10 rec.)	
20.7	Torrey Smith (20-414), 2014, 2011-12
20.6	Shannon Sharpe (6-309), 2000-01
16.2	Anquan Boldin (38-616), 2010-12
Game (min. 3 rec.)	
32.7	Torrey Smith (3-98, 1/12/13 at Den.) - D
29.0	Anquan Boldin (5-145, 1/6/13 vs. Ind.) - WC
27.3	Torrey Smith (3-82, 1/22/12 at NE) - A
24.3	Shannon Sharpe (3-73, 12/31/00 vs. Den.) - WC

MOST TD RECEPTIONS

Career	
6	Anquan Boldin, 2010-12
4	Torrey Smith, 2014, 2011-12
	Dennis Pitta, 2014, 2010-12
2	Todd Heap, 2008-10, 2006, 2003, 2001
	Jacoby Jones, 2012
	Shannon Sharpe, 2000-01
Game	
2	Anquan Boldin (1/20/13 at NE) - A
	Torrey Smith (1/12/13 at Den.) - D



POSTSEASON RUSHING RECORDS

TOP 10 CAREER RUSHING YARDS

RANK	NAME (SEASONS)	ATT	YDS	AVG	LG	TD
1	Rice, Ray (2008-12)	191	750	3.9	83t	5
2	Lewis, Jamal (2006, 2003, 2001, 2000)	130	426	3.3	27t	4
3	McGahee, Willis (2008-10)	75	271	3.6	48	4
4	Pierce, Bernard (2014, 2012)	41	209	5.1	43	1
5	Forsett, Justin (2014)	40	169	4.2	19	0
6	Allen, Terry (2001)	29	120	4.1	13	1
7	McClain, Le'Ron (2008-10)	39	102	2.6	11	2
8	Flacco, Joe (2014, 2008-12)	50	87	1.7	14	1
9	Brookins, Jason (2001)	14	71	5.1	18	0
10	Williams, Ricky (2011)	12	49	4.1	9	0

ALL 100-YARD GAMES

159	Ray Rice at NE, 1/10/10 (22 car.) - WC
131	Ray Rice at Den., 1/12/13 (30 car.) - D
129	Justin Forsett at NE, 1/10/15 (24 car.) - D
110	Jamal Lewis vs. Den., 12/31/00 (30 car.) - WC
109	Terry Allen at Mia., 1/13/02 (25 car.) - WC
103	Bernard Pierce vs. Ind., 1/6/13 (13 car.) - WC
102	Jamal Lewis at NYG, 1/28/01 (27 car.) - SB

Current Ravens in Bold

LONGEST RUNS

83t	Ray Rice at NE, 1/10/10 - WC	27t	Jamal Lewis vs. Den., 12/31/00 - WC
48	Willis McGahee at Mia., 1/4/09 - WC	25t	Willis McGahee vs. KC, 1/9/11 - WC
43	Bernard Pierce vs. Ind., 1/6/13 - WC	20	Ray Rice at Den., 1/12/13 - D
32	Ray Rice at Den., 1/12/13 - D	20	Ray Rice at Ind., 1/16/10 - D

RUSHING RECORDS

MOST RUSHING ATTEMPTS

Career	
191	Ray Rice, 2008-12
130	Jamal Lewis, 2006, 2003, 2000
Game	
30	Ray Rice (1/12/13 at Den.) - D
	Jamal Lewis (12/31/00 vs. Den.) - WC

MOST YARDAGE

Career	
750	Ray Rice, 2008-12
426	Jamal Lewis, 2006, 2003, 2000
Game	
159	Ray Rice (1/10/10 at NE) - WC
131	Ray Rice (1/12/13 at Den.) - D

MOST 100-YARD RUSHING GAMES

Career	
2	Ray Rice, 2008-12
2	Jamal Lewis, 2003, 2000
1	Justin Forsett, 2014
	Terry Allen, 2001
	Bernard Pierce, 2014, 2012

LONGEST RUN FROM SCRIMMAGE

83t	Ray Rice (1/10/10 at NE) - WC
48	Willis McGahee (1/4/09 at Mia.) - WC

MOST RUSHING TOUCHDOWNS


Career	
5	Ray Rice (2008-12)
4	Jamal Lewis, 2006, 2003, 2000
	Willis McGahee, 2008-10
Game	
2	Jamal Lewis (12/31/00 vs. Den.) - WC
	Willis McGahee (1/18/09 at Pit.) - A
	Ray Rice (1/10/10 at NE) - WC

MOST CONSECUTIVE GAMES WITH A RUSHING TOUCHDOWN

2	Ray Rice (1/12/13 at Den.) - D
	through (1/20/13 at NE) - A
	Jamal Lewis (12/31/00 vs. Den.) - WC
	through (1/07/01 at Ten.) - D
	Willis McGahee (1/18/09 at Pit.) - A
	through (1/10/10 at NE) - WC

HIGHEST RUSHING AVERAGE

Career (min. 30 carries)	
5.1	Bernard Pierce, 2014, 2012
4.2	Justin Forsett, 2014
3.9	Ray Rice, 2008-12
Game (min. 10 carries)	
7.9	Bernard Pierce (1/6/13 vs. Ind.) - WC
7.2	Ray Rice (1/10/10 at NE) - WC



POSTSEASON SCRIMMAGE/COMBINED YARDS RECORDS

TOP 5 CAREER SCRIMMAGE YARDS

RANK	NAME (SEASONS)	RUSH	RUSH YDS	REC	REC YDS	TOTAL ATT	SCRM YDS
1	Rice, Ray (2008-12)	191	750	37	296	228	1,046
2	Boldin, Anquan (2010-12)	0	0	38	616	38	616
3	Lewis, Jamal (2006, 2003, 2000-01)	130	426	10	68	140	494
4	Smith, Torrey (2014, 2011-12)	1	0	20	414	21	414
5	Heap, Todd (2008-10, 2006, 2003, 2001)	0	0	32	385	32	385

SCRIMMAGE YARDS RECORDS

MOST ATTEMPTS

CAREER	SEASON	GAME
228 Ray Rice, 2008-12	108 Jamal Lewis, 2000	32 Jamal Lewis (1/14/01 at Oak.) - A
140 Jamal Lewis, 2000-06	92 Ray Rice, 2012	31 Jamal Lewis (12/31/00 vs. Den.) - WC
85 Willis McGahee, 2008-10	47 Ray Rice, 2011	30 Ray Rice (1/12/13 at Den.) - D

MOST YARDAGE GAINED

CAREER	SEASON	GAME
1,046 Ray Rice, 2008-12	394 Ray Rice, 2012	159 Ray Rice (1/10/10 at NE) - WC
616 Anquan Boldin, 2010-12	380 Anquan Boldin, 2012	146 Justin Forsett (1/10/15 at NE) - D
494 Jamal Lewis, 2000-06	378 Jamal Lewis, 2000	145 Anquan Boldin (1/6/13 vs. Ind.) - WC

YARDS FROM SCRIMMAGE ALL 100-YARD GAMES

159	Ray Rice at NE, 1/10/10 - WC
146	Justin Forsett at NE, 1/10/15 - D
145	Anquan Boldin vs. Ind., 1/6/13 - WC
131	Ray Rice at Den., 1/12/13 - D
127	Ray Rice at Ind., 1/16/10 - D
125	Jamal Lewis vs. Den., 12/31/00 - WC
117	Ray Rice vs. Ind., 1/6/13 - WC
109	Terry Allen at Mia., 1/13/02 - WC
108	Todd Heap at KC, 1/9/11 - WC
106	Jamal Lewis at NYG, 1/28/01 - SB
104	Anquan Boldin at SF, 2/3/13 - SB
103	Bernard Pierce vs. Ind., 1/6/13 - WC
101	Steve Smith Sr. at Pit., 1/3/15 - WC
101	Anquan Boldin at NE, 1/22/12 - A
100	Jamal Lewis at Oak., 1/14/01 - A

Current Ravens in Bold

TOP 5 CAREER COMBINED YARDS

RANK	NAME (SEASONS)	NO	YDS	AVG	TD
1	Rice, Ray (2008-12)	230	1,079	4.7	6
2	Jones, Jacoby (2014, 2012)	42	907	21.6	3
3	Boldin, Anquan (2010-12)	38	616	16.2	6
4	Lewis, Jermaine (2000-01)	33	534	16.2	2
5	Lewis, Jamal (2006, 2003, 2000-01)	140	494	3.5	4


COMBINED YARDS RECORDS

MOST ATTEMPTS

CAREER	SEASON	GAME
230 Ray Rice, 2008-12	108 Jamal Lewis, 2000	32 Jamal Lewis (1/14/01 at Oak.) - A
140 Jamal Lewis, 2000-06	92 Ray Rice, 2012	31 Jamal Lewis (12/31/00 vs. Den.) - WC
85 Willis McGahee, 2008-10	47 Ray Rice, 2011	30 Ray Rice (1/12/13 at Den.) - D

MOST YARDAGE GAINED

CAREER	SEASON	GAME
1,079 Ray Rice, 2008-12	619 Jacoby Jones, 2012	*290 Jacoby Jones (2/3/13 at SF) - SB
907 Jacoby Jones, 2014, 2012	394 Ray Rice, 2012	181 Jermaine Lewis (1/20/02 at Pit.) - D
616 Anquan Boldin, 2010-12	380 Anquan Boldin, 2012	168 Jacoby Jones (1/10/15 at NE) - D



* Super Bowl Record

POSTSEASON DEFENSIVE RECORDS

TOP 5 CAREER INTERCEPTIONS

RANK	NAME (SEASONS)	NO	YDS	AVG	LG	TD
1	Reed, Ed (2008-12, 2006, 2003)	*9	168	18.7	64t	1
2	Starks, Duane (2000-01)	4	119	29.8	49t	1
3t	McAlister, Chris (2006, 2003, 2000-01)	3	22	7.3	18	0
	Webb, Lardarius (2014, 2009-12)	3	1	0.3	1	0
5t	Graham, Corey (2012)	2	39	19.5	39t	1
	Landry, Dawan (2008-10, 2006)	2	76	38.0	42	0
	Lewis, Ray (2008-12, 2006, 2003, 2000-01)	2	54	27.0	50t	1
	Sharper, Jamie (2000-01)	2	19	9.5	15	0
	Williams, Cary (2009-12)	2	41	20.5	41	0

50-YARD INT RETURNS

64t	Ed Reed at Mia., 1/4/09 - WC
56t	Will Demps vs. Ten., 1/3/04 - WC
50t	Ray Lewis at Ten., 1/7/01 - D

Current Ravens in Bold

*Ties NFL Postseason Record
(Ronnie Lott, Bill Simpson & Charlie Waters)

INTERCEPTIONS RECORDS

MOST INTERCEPTIONS

Career

- *9 Ed Reed, 2008-12, 2006, 2003
- 4 Duane Starks, 2000-01
- 3 Chris McAlister, 2006, 2003, 2000-01
- Lardarius Webb, 2014, 2010-12**

Game

- 2 Corey Graham (1/12/13 at Den.) - D
- Ed Reed (1/4/09 at Mia.) - WC
- Ed Reed (1/13/07 vs. Ind.) - D
- Duane Starks (1/14/01 at Oak.) - A
- Lardarius Webb (1/15/12 vs. Hou.) - D**
- 1 32 times, last by Daryl Smith (1/10/15 at NE) - D

MOST YARDS GAINED AFTER INTERCEPTIONS

Career

- 168 Ed Reed, 2008-12, 2006, 2003
- 119 Duane Starks, 2000-01
- 76 Dawan Landry, 2009-10, 2006

*Ties NFL Postseason Record
(Ronnie Lott, Bill Simpson & Charlie Waters)

Game

- 76 Ed Reed, 2 INTs, incl. a 64-yard TD (1/4/09 at Mia.) - WC
- 67 Dawan Landry, 42-yard INT & 25-yard lateral from Ed Reed (1/10/10 at NE) - WC
- 56t Will Demps (1/3/04 vs. Ten.) - WC

HIGHEST INTERCEPTION RETURN

- 64t Ed Reed (1/4/09 at Mia.) - WC
- 56t Will Demps (1/3/04 vs. Ten.) - WC
- 50t Ray Lewis (1/7/01 at Ten.) - D

HIGHEST AVG. ON INTERCEPTION RETURNS

Career (min. 3)

- 29.8 Duane Starks (4-119), 2000-01
- 18.7 Ed Reed (9-168), 2008-12, 2006, 2003

MOST TDs ON INTERCEPTION RETURNS

Career

- 1 Will Demps (1/3/04 vs. Ten.) - WC
- Corey Graham (1/12/13 at Den.) - D
- Ray Lewis (1/7/01 at Ten.) - D
- Ed Reed (1/4/09 at Mia.) - WC
- Duane Starks (1/28/01 at NYG) - SB

TACKLES RECORDS

MOST TACKLES

Career

- 236 Ray Lewis, 2008-12, 2006, 2003, 2000-01
- 83 Terrell Suggs, 2014, 2008-12, 2006, 2003**
- 61 Dannell Ellerbe, 2009-12
- 52 Haloti Ngata, 2014, 2008-12, 2006
- 50 Ed Reed, 2008-12, 2006, 2003
- 40 Jamie Sharper, 2000-01

Game

- 23 Ray Lewis (1/13/07 vs. Ind.) - D
- 18 Ray Lewis (1/3/04 vs. Ten.) - WC
- 17 Ray Lewis (1/12/13 at Den.) - D
- 14 Jamie Sharper (1/20/02 at Pit.) - D

FUMBLES RECORDS

MOST FUMBLES

Career

- 6 **Joe Flacco, 2014, 2008-12**
- Ray Rice, 2008-12

Game

- 2 Ray Rice (1/6/13 vs. Ind.) - WC
- Jim Leonhard (1/18/09 at Pit.) - A

MOST FUMBLES LOST

Career

- 5 Ray Rice, 2008-12
- 3 Joe Flacco, 2014, 2008-12**

Game

- 2 Ray Rice (1/6/13 vs. Ind.) - WC

MOST OPPONENTS FUMBLES RECOVERED

Career

- 2 Arthur Jones, 2010-12
- Jim Leonhard, 2008
- Terrell Suggs, 2014, 2008-12, 2006, 2003**

Game

- 1 17 times, last by Darian Stewart (1/3/15 at Pit.) - WC

MOST OPPONENTS FUMBLES FORCED

Career

- 6 Ray Lewis, 2008-12, 2006, 2003, 2000-01
- 4 **Terrell Suggs, 2014, 2008-12, 2006, 2003**

Game

- 2 Daryl Smith (1/3/15 at Pit.) - WC
- Ray Lewis (1/20/02 at Pit.) - D
- 1 24 times, last by **C.J. Mosley** (1/10/15 at NE) - D

LONGEST FUMBLE RETURN

Career

- 13t Cory Redding, 2010

Game

- 13t Cory Redding (1/15/11 at Pit.) - D

MOST TDs ON FUMBLE RETURNS (OPPONENT FUMBLE)

Career

- 1 Cory Redding, 2010

Game

- 1 Cory Redding (1/15/11 at Pit.) - D



SACKS RECORDS

MOST SACKS

Career

- 12.5 **Terrell Suggs, 2014, 2008-12, 2006, 2003**
- 6 Paul Kruger, 2009-12
- 6 Michael McCrary, 2000

Game

- 3 Michael McCrary (12/31/00 vs. Den.) - WC
- Terrell Suggs (1/15/11 at Pit.) - D**
- 2.5 Paul Kruger (1/6/13 vs. Ind.) - WC
- 2 7 times, last by **Elvis Dumervil** (1/3/15 at Pit.) - WC

MOST SACK YARDAGE

Career

- 79 **Terrell Suggs, 2014, 2008-12, 2006, 2003**
- 44 Michael McCrary, 2000-01
- 37.5 Paul Kruger, 2009-12

Game

- 23 Michael McCrary (12/31/00 vs. Den.) - WC
- 18 Elvis Dumervil (1/3/15 at Pit.) - WC**
- Paul Kruger (1/6/13 vs. Ind.) - WC
- Terrell Suggs (1/15/11 at Pit.) - D**
- 17 **Terrell Suggs (1/18/09 at Pit.) - A**

POSTSEASON PUNT RETURN RECORDS

TOP 5 PUNT RETURN YARDS

RANK	NAME (SEASONS)	NO	FC	YDS	AVG	LG	TD
1	Lewis, Jermaine (2000-01)	16	11	224	14.0	88t	1
2	Jones, Jacoby (2014, 2012)	11	3	130	11.8	34	0
3	Leonhard, Jim (2008)	9	2	115	12.8	45	0
4	Webb, Lardarius (2014, 2009-12)	3	5	41	13.7	36	0
5	Carr, Chris (2009-11)	3	3	34	11.3	34	0

LONGEST PUNT RETURNS

88t	Jermaine Lewis at Pit., 1/20/02 - D
45	Jim Leonhard at Pit., 1/18/09 - A
38	Jermaine Lewis at Oak., 1/14/01 - A
36	Lardarius Webb at Pit., 1/15/11 - D
34	Jacoby Jones vs. Ind., 1/6/13 - WC
34	Chris Carr at NE, 1/10/10 - WC
34	Jermaine Lewis at NYG, 1/28/01 - SB

Current Ravens in Bold

PUNT RETURN RECORDS

MOST PUNT RETURNS

Career

16	Jermaine Lewis, 2000-01
11	Jacoby Jones, 2014, 2012

Game

6	Jim Leonhard (1/18/09 at Pit.) - A
4	Jacoby Jones (1/6/13 vs. Ind.) - WC
	Jermaine Lewis (12/31/00 vs. Den.) - WC

MOST FAIR CATCHES

Career

11	Jermaine Lewis, 2000-01
5	Lardarius Webb, 2014, 2009-12

Game

4	Jermaine Lewis (1/28/01 at NYG) - SB
	Lardarius Webb (1/15/12 vs. Hou.) - D
3	Chris Carr (1/16/10 at Ind.) - D
	Jermaine Lewis (1/7/01 at Ten.) - D

MOST YARDS GAINED ON PUNT RETURNS

Career

224	Jermaine Lewis, 2000-01
130	Jacoby Jones, 2014, 2012

Game

99	Jermaine Lewis (1/20/02 at Pit.) - D
65	Jim Leonhard (1/18/09 at Pit.) - A

LONGEST PUNT RETURN

88t	Jermaine Lewis (1/20/02 at Pit.) - D
45	Jim Leonhard (1/18/09 at Pit.) - A

HIGHEST AVERAGE

Career (min. 8 returns)

14.0	Jermaine Lewis, 2000-01
12.8	Jim Leonhard, 2008

Game (min. 3 returns)

33.0	Jermaine Lewis (3-99, 1/20/02 at Pit.) - D
19.3	Jermaine Lewis (3-58, 1/14/01 at Oak.) - A


MOST TOUCHDOWNS

Career

1	Jermaine Lewis, 2000-01
---	-------------------------

Game

1	Jermaine Lewis (1/20/02 at Pit.) - D
---	--------------------------------------



POSTSEASON KICKOFF RETURN RECORDS

TOP 5 CAREER KICKOFF RETURN YARDS

RANK	NAME (SEASONS)	NO	YDS	AVG	LG	TD
1	Jones, Jacoby (2014, 2012)	25	627	25.1	*108t	1
2	Lewis, Jermaine (2000-01)	11	293	26.6	84t	1
3	Parmele, Jalen (2009-10)	8	162	20.3	29	0
4	Ross, Cory (2006)	6	124	20.7	27	0
5	Zbikowski, Tom (2008-11)	5	118	23.6	31	0

KICKOFF RETURN RECORDS

MOST KICKOFF RETURNS

Career	Game
25 Jacoby Jones, 2014, 2012	6 Jacoby Jones (1/10/15 at NE) - D
11 Jermaine Lewis, 2000-01	Cory Ross (1/13/07 vs. Ind.) - D
	5 Jacoby Jones (1/3/15 at Pit.) - WC
	Jacoby Jones (2/3/13 at SF) - SB

MOST YARDS GAINED ON KICKOFF RETURNS

Career	Game
627 Jacoby Jones, 2012	206 Jacoby Jones (2/3/13 at SF) - SB
293 Jermaine Lewis, 2000-01	148 Jacoby Jones (1/10/15 at NE) - D
	124 Cory Ross (1/13/07 vs. Ind.) - D

* NFL Postseason Record

LONGEST KICKOFF RETURN

*108t Jacoby Jones (2/3/13 at SF) - SB
84t Jermaine Lewis (1/28/01 at NYG) - SB

HIGHEST AVERAGE

Career (min. 5 returns)	Game (min. 2 returns)
26.6 Jermaine Lewis, 2000-01	55.5 Jermaine Lewis (1/28/01 at NYG) - SB
25.1 Jacoby Jones, 2014, 2012	41.2 Jacoby Jones (2/3/13 at SF) - SB
	30.0 Jacoby Jones (1/6/13 vs. Ind.) - WC

MOST TOUCHDOWNS

Career	Game
1 Jacoby Jones, 2014, 2012	1 Jacoby Jones (2/3/13 at SF) - SB
Jermaine Lewis, 2000-01	Jermaine Lewis (1/28/01 at NYG) - SB

LONGEST KICKOFF RETURNS

*108t	Jacoby Jones at SF, 2/3/13 - SB
84t	Jermaine Lewis at NYG, 1/28/01 - SB
38	Lardarius Webb at Pit., 1/15/11 - D
37	Jacoby Jones vs. Ind., 1/6/13 - WC
31	Tom Zbikowski at Mia., 1/4/09 - WC
30	Jacoby Jones at SF, 2/3/13 - SB
30	Tom Zbikowski at NE, 1/10/10 - WC

Current Ravens in Bold

* NFL Postseason Record

COMBINED KICK RETURN RECORDS

MOST COMBINED KICK RETURNS

CAREER	SEASON	GAME
36 Jacoby Jones, 2014, 2012	22 Jacoby Jones, 2012	9 Jacoby Jones (1/10/15 at NE) - D
27 Jermaine Lewis, 2000-01	16 Jermaine Lewis, 2000	8 Cory Ross (1/13/07 vs. Ind.) - D
	14 Jacoby Jones, 2014	7 Jacoby Jones (2/3/13 at SF) - SB
		Jermaine Lewis (1/20/02 at Pit.) - D

MOST COMBINED KICK RETURN YARDAGE


CAREER	SEASON	GAME
757 Jacoby Jones, 2014, 2012	472 Jacoby Jones, 2012	1 Jacoby Jones, 1 KOR (2/3/13 at SF) - SB
517 Jermaine Lewis, 2000-01	311 Jermaine Lewis, 2000	Jermaine Lewis, 1 PR (1/20/02 at Pit.) - D
162 Jalen Parmele, 2009-10	285 Jacoby Jones, 2014	Jermaine Lewis, 1 KOR (1/28/01 at NYG) - SB

GAME
234 Jacoby Jones (2/3/13 at SF) - SB
181 Jermaine Lewis (1/20/02 at Pit.) - D
168 Jacoby Jones (1/10/15 at NE) - D
154 Cory Lewis (1/13/07 vs. Ind.) - D
145 Jermaine Lewis (1/28/01 at NYG) - SB

MOST COMBINED KICK RETURN TOUCHDOWNS

CAREER	SEASON
2 Jermaine Lewis, 1 PR & 1 KOR, 2000-01	1 Jacoby Jones, 1 KOR, 2012
	Jermaine Lewis, 1 PR, 2001
	Jermaine Lewis, 1 KOR, 2000

GAME
1 Jacoby Jones, 1 KOR (2/3/13 at SF) - SB
Jermaine Lewis, 1 PR (1/20/02 at Pit.) - D
Jermaine Lewis, 1 KOR (1/28/01 at NYG) - SB



POSTSEASON PUNTING RECORDS

TOP 3 CAREER GROSS PUNTING

RANK	NAME (SEASONS)	NO	YDS	AVG	TB	IN 20	LG	NET	BK
1	Koch, Sam (2014, 2008-12, 2006)	80	3,568	44.6	10	25	64	36.8	1
2	Richardson, Kyle (2000-01)	45	1,799	40.0	4	15	66	33.4	2
3	Zastudil, Dave (2003)	8	390	48.8	0	0	56	40.0	0

PUNTING RECORDS

MOST PUNTS

Career

- 80 **Sam Koch, 2014, 2008-12, 2006**
- 45 Kyle Richardson, 2000-01

Game

- 10 Kyle Richardson (1/28/01 at NYG) - SB
- Kyle Richardson (12/31/00 vs. Den.) - WC

LONGEST PUNT

- 66 Kyle Richardson (12/31/00 vs. Den.) - WC
- 64 **Sam Koch (1/15/12 vs. Hou.) - D**

HIGHEST GROSS PUNTING AVERAGE

Career (min. 8 punts)

- 48.8 Dave Zastudil, 2003
- 44.6 **Sam Koch, 2014, 2008-12, 2006**

Game (min. 4 punts)

- 53.8 **Sam Koch (1/15/11 at Pit.) - D**
- 50.3 **Sam Koch (1/10/15 at NE) - D**

HIGHEST NET PUNTING AVERAGE

Career (min. 8 punts)

- 40.0 Dave Zastudil, 2003
- 36.8 **Sam Koch, 2014, 2008-12, 2006**

Game (min. 4 punts)

- 44.4 **Sam Koch (1/15/12 vs. Hou.) - D**
- 43.3 **Sam Koch (1/15/11 at Pit.) - D**

MOST PUNTS INSIDE THE 20

Career

- 25 **Sam Koch, 2014, 2008-12, 2006**
- 15 Kyle Richardson, 2000-01

Game

- 6 **Sam Koch (1/12/13 at Den.) - D**
- 4 Kyle Richardson (1/28/01 at NYG) - SB
- Kyle Richardson (1/14/01 at Oak.) - A
- Kyle Richardson (12/31/00 vs. Den.) - WC

MOST PUNTS HAD BLOCKED

Career

- 2 Kyle Richardson, 2000-01

Game

- 2 Kyle Richardson (1/7/01 at Ten.) - D

LONGEST PUNTS

- 66 Kyle Richardson vs. Den., 12/31/00 - WC
- 64 **Sam Koch vs. Hou., 1/15/12 - D**
- 61 **Sam Koch at Pit., 1/15/11 - D**
- 60 **Sam Koch vs. Ind., 1/6/13 - WC**
- 59 **Sam Koch at NE, 1/20/13 - A**
- 59 **Sam Koch at Ind., 1/16/10 - D**
- 58 **Sam Koch at Den., 1/12/13 - D**
- 56 **Sam Koch at SF, 2/3/13 - SB**
- 56 Dave Zastudil vs. Ten., 1/3/04 - WC

LONGEST FIELD GOALS

- 52 **Justin Tucker at Pit., 1/3/15 - WC**
- 51 Matt Stover vs. Ind., 1/13/07 - D
- 48 Billy Cundiff vs. Hou., 1/15/12 - D
- 47 **Justin Tucker at Den., 1/12/13 - D (2OT)**
- 47 Matt Stover at NYG, 1/28/01 - SB
- 45 **Justin Tucker at Pit., 1/3/15 - WC**
- 43 Matt Stover vs. Ten., 1/3/04 - WC
- 43 Matt Stover at Ten., 1/10/09 - D
- 40 Matt Stover at Mia., 1/13/02 - WC

Current Ravens in Bold



Please see "Scoring" on the first page of the Postseason Records section for the Ravens' postseason field goal and PAT records.

POSTSEASON TEAM RECORDS

WINS/LOSSES

ALL-TIME POSTSEASON RECORD

15-8

ALL-TIME POSTSEASON HOME RECORD

3-2

ALL-TIME POSTSEASON ROAD RECORD

10-6

ALL-TIME POSTSEASON NEUTRAL SITE RECORD

2-0 (Super Bowl XXXV & Super Bowl XLVII)

MOST CONSECUTIVE GAMES WON

5 2012-14, 2000-01

SCORING

MOST POINTS SCORED

38 1/12/13 at Den. - D (2OT)
34 2/3/13 at SF - SB
1/28/01 at NYG - SB

MOST POINTS ALLOWED

35 1/10/15 at NE - D; 1/12/13 at Den. - D (2OT)
31 2/3/13 at SF - SB
1/15/11 at Pit. - D

MOST POINTS SCORED, BOTH TEAMS

73 1/12/13 at Den. - D (2OT) (Bal. 38, Den. 35)
66 1/10/15 at NE - D (Bal. 31, NE 35)
65 2/3/13 at SF - SB (Bal. 34, SF 31)

FEWEST POINTS SCORED

3 1/16/10 at Ind. - D
6 1/13/07 vs. Ind. - D
10 1/20/02 at Pit. - D

FEWEST POINTS ALLOWED

3 1/13/02 at Mia. - WC
1/14/01 at Oak. - A
12/31/00 vs. Den. - WC

FEWEST POINTS SCORED, BOTH TEAMS

19 1/14/01 at Oak. - A (Bal. 16, Oak. 3)
21 1/13/07 vs. Ind. - D (Ind. 15, Bal. 6)
23 1/16/10 at Ind. - D (Ind. 20, Bal. 3)
1/10/09 at Ten. - D (Bal. 13, Ten. 10)
1/13/02 at Mia. - WC (Bal. 20, Mia. 3)

MOST POINTS OVERCOME TO WIN GAME

7 1/12/13 at Den. - D (trailed by 7, three times)
1/7/01 at Ten. - D (trailed 0-7, won 24-10)

LARGEST BLOWN LEAD TO LOSE GAME

14 1/10/15 at NE - D (led 14-0 & 28-14, lost 31-35)
1/15/11 at Pit. - D (led 21-7, lost 24-31)

MOST POINTS SCORED, EACH HALF

1ST

24 1/10/10 at NE - D

2ND

24 1/28/01 at NYG - SB

MOST POINTS SCORED, EACH QUARTER

1ST

24 1/10/10 at NE - WC

2ND

14 2/3/13 at SF - SB; 12/31/00 vs. Den. - WC

3RD

14 1/28/01 at NYG - SB

4TH

14 1/20/13 at NE - A; 1/7/01 at Ten. - D

OT

3 1/12/13 at Den. - D (2OT)

MOST POINTS ALLOWED, EACH QUARTER

1ST

14 1/12/13 at Den. - D (2OT)

2ND

14 1/16/10 at Ind. - D

3RD

17 2/3/13 at SF - SB

4TH

10 1/15/11 at Pit. - D

OT

None

MOST CONSECUTIVE GAMES SCORING

23 2014, 2008-12, 2006, 2003, 2000-01

MOST TDs

5 1/12/13 at Den. - D (2OT)

FEWEST TDs

0 1/16/10 at Ind. - D
1/13/07 vs. Ind. - D

MOST TDs BY OPPONENT

5 1/10/15 at NE - D; 1/12/13 at Den. - D (2OT)

FEWEST TDs BY OPPONENT

0 5 times, last 1/6/13 vs. Ind. - WC

MOST CONSECUTIVE GAMES SCORING TDs

10 2011-present; 2000-01, 2003

MOST (1-POINT) PATs

5 1/12/13 at Den. - D (2OT)

MOST (1-POINT) PATs BY OPPONENTS

5 1/10/15 at NE - D; 1/12/13 at Den. - D (2OT)

MOST (2-POINT) PATs

None

MOST (2-POINT) PATs BY OPPONENT

None

MOST FIELD GOALS ATTEMPTED

4 1/14/01 at Oak. - A

MOST FIELD GOALS MADE

3 1/3/15 at Pit. - WC
1/9/11 at KC - WC
1/14/01 at Oak. - A

MOST FIELD GOALS ATTEMPTED BY OPPONENT

5 1/13/07 vs. Ind. - D

MOST FIELD GOALS MADE BY OPPONENT

5 1/13/07 vs. Ind. - D

MOST SAFETIES

None

MOST SAFETIES BY OPPONENT

1 1/3/15 at Pit. - WC, 2/3/13 at SF - SB

FIRST DOWNS

MOST FIRST DOWNS

28 1/10/15 at NE - D
26 1/9/11 at KC - WC
25 1/20/13 at NE - A

FEWEST FIRST DOWNS

6 1/7/01 at Ten. - D
7 1/20/02 at Pit. - D
9 1/10/09 at Ten. - D

MOST FIRST DOWNS BY OPPONENT

30 1/12/13 at Den. - D (2OT)
29 1/10/15 at NE - D
28 1/20/13 at NE - A

FEWEST FIRST DOWNS BY OPPONENT

8 1/9/11 at KC - WC
9 1/13/02 at Mia. - WC
12/31/00 vs. Den. - WC

MOST FIRST DOWNS RUSHING

13 1/10/10 at NE - WC
12 1/13/02 at Mia. - WC
10 1/10/15 at NE - D

FEWEST FIRST DOWNS RUSHING

0 1/20/02 at Pit. - D
1 1/3/04 vs. Ten. - WC
2 1/15/12 vs. Hou. - D
1/15/11 at Pit. - D
1/16/10 at Ind. - D
1/7/01 at Ten. - D

MOST FIRST DOWNS RUSHING BY OPPONENT

11 1/20/02 at Pit. - D
1/7/01 at Ten. - D
10 1/3/04 at Ten. - D

FEWEST FIRST DOWNS RUSHING BY OPPONENT

1 1/18/09 at Pit. - A
1/13/02 at Mia. - WC
12/31/00 vs. Den. - WC

MOST FIRST DOWNS PASSING

19 1/9/11 at KC - WC
16 1/10/15 at NE - D
15 1/20/13 at NE - A

FEWEST FIRST DOWNS PASSING

3 1/10/10 at NE - WC
4 1/7/01 at Ten. - D
5 1/10/09 at Ten. - D
1/14/01 at Oak. - A

MOST FIRST DOWNS PASSING BY OPPONENT

22 1/10/15 at NE - D
19 1/20/13 at NE - A
16 1/6/13 vs. Ind. - WC
1/16/10 at Ind. - D
1/10/09 at Ten. - D

FEWEST FIRST DOWNS PASSING BY OPPONENT

2 1/9/11 at KC - WC
6 1/3/04 vs. Ten. - WC
1/13/02 at Mia. - WC
1/28/01 at NYG - SB

MOST FIRST DOWNS BY PENALTY

3 1/3/15 at Pit. - WC
1/12/13 at Den. - D (2OT)
1/9/11 at KC - WC
2 5 times, last 1/10/15 at NE - D

FEWEST FIRST DOWNS BY PENALTY

0 6 times, last 1/22/12 at NE - A

MOST FIRST DOWNS BY PENALTY BY OPPONENT

6 1/12/13 at Den. - D (2OT)
3 6 times, last 1/10/15 at NE - D

FEWEST FIRST DOWNS BY PENALTY BY OPPONENT

0 5 times, last 1/15/12 vs. Hou. - D

NET YARDS

MOST TOTAL NET YARDS (RUSHING AND PASSING)

479 1/12/13 at Den. - D (2OT)
439 1/6/13 vs. Ind. - WC
428 1/10/15 at NE - D

FEWEST TOTAL NET YARDS (RUSHING AND PASSING)

126 1/15/11 at Pit. - D
134 1/7/01 at Ten. - D
150 1/20/02 at Pit. - D

MOST TOTAL NET YARDS BY OPP. (RUSHING AND PASSING)

468 2/3/13 at SF - SB
428 1/20/13 at NE - A
422 1/10/15 at NE - D

FEWEST TOTAL NET YARDS BY OPP. (RUSHING AND PASSING)

151 1/13/02 at Mia. - WC
152 1/28/01 at NYG - SB
161 1/9/11 at KC - WC

RUSHING

MOST RUSHING ATTEMPTS

52 1/10/10 at NE - WC
50 1/13/02 at Mia. - WC
46 1/14/01 at Oak. - A

FEWEST RUSHING ATTEMPTS

11 1/20/02 at Pit. - D
16 1/3/04 vs. Ten. - WC
18 1/15/11 at Pit. - D

POSTSEASON TEAM RECORDS

MOST RUSHING ATTEMPTS BY OPPONENT

49 1/20/02 at Pit. - D
41 1/12/13 at Den. - D (2OT)
40 1/3/04 vs. Ten. - WC

FEWEST RUSHING ATTEMPTS BY OPPONENT

13 1/10/15 at NE - D
15 1/13/02 at Mia. - WC
16 1/28/01 at NYG - SB

MOST YARDS GAINED RUSHING

234 1/10/10 at NE - WC
226 1/13/02 at Mia. - WC
170 1/6/13 vs. Ind. - WC

FEWEST YARDS GAINED RUSHING

22 1/20/02 at Pit. - D
35 1/15/11 at Pit. - D
49 1/7/01 at Ten. - D

MOST YARDS GAINED RUSHING BY OPPONENT

182 2/3/13 at SF - SB
165 1/3/04 vs. Ten. - WC
154 1/20/02 at Pit. - D

FEWEST YARDS GAINED RUSHING BY OPPONENT

14 1/10/15 at NE - D
24 1/14/01 at Oak. - A
42 1/16/10 at Ind. - D
12/31/00 vs. Den. - WC

HIGHEST AVERAGE GAIN, RUSHING

5.4 1/6/13 vs. Ind. - WC, 32 for 172 yards
4.9 1/10/15 at NE - D, 28 for 136 yards
4.6 1/16/10 at Ind. - D, 19 for 87 yards
1/4/09 at Mia. - WC, 33 for 151 yards

LOWEST AVERAGE GAIN, RUSHING

1.7 1/10/09 at Ten. - D, 30 for 50 yards
1.9 1/15/11 at Pit. - D, 18 for 35 yards
2.0 1/20/02 at Pit. - D, 11 for 22 yards

HIGHEST AVERAGE GAIN, RUSHING BY OPPONENT

6.3 2/3/13 at SF - SB, 29 for 182 yards
5.7 1/9/11 at KC - WC, 19 for 108 yards
5.1 1/6/13 vs. Ind. - WC, 30 for 152 yards

LOWEST AVERAGE GAIN, RUSHING BY OPPONENT

1.1 1/10/15 at NE - D, 13 for 14 yards
1.4 1/14/01 at Oak. - A, 17 for 24 yards
1.7 1/16/10 at Ind. - D, 25 for 42 yards

MOST TDs RUSHING

4 1/10/10 at NE - WC
2 1/18/09 at Pit. - A
1/4/09 at Mia. - WC
12/31/00 vs. Den. - WC

FEWEST TDs RUSHING

0 10 times, last 1/10/15 at NE - D

MOST TDs RUSHING BY OPPONENT

2 4 times, last 2/3/13 at SF - SB
1 6 times, last 1/10/15 at NE - D

FEWEST TDs RUSHING BY OPPONENT

0 13 times, last 1/3/15 at Pit. - WC

PASSING

MOST PASSING ATTEMPTS

45 1/10/15 at NE - D
37 1/3/04 vs. Ten. - WC
1/20/02 at Pit. - D
36 1/20/13 at NE - A
1/22/12 at NE - A

FEWEST PASSING ATTEMPTS

10 1/10/10 at NE - WC
15 12/31/00 vs. Den. - WC
17 1/7/01 at Ten. - D

MOST PASSING ATTEMPTS BY OPPONENT

54 1/20/13 at NE - A; 1/6/13 vs. Ind. - WC
51 1/10/15 at NE - D
48 1/3/15 at Pit. - WC

FEWEST PASSING ATTEMPTS BY OPPONENT

18 1/9/11 at KC - WC
22 1/20/02 at Pit. - D
23 1/3/04 vs. Ten. - W

MOST PASS COMPLETIONS

28 1/10/15 at NE - D
25 1/9/11 at KC - WC
22 2/3/13 at SF - SB
1/22/12 at NE - A

FEWEST PASS COMPLETIONS

4 1/10/10 at NE - WC
5 1/7/01 at Ten. - D
9 3 times, last 1/4/09 at Mia. - WC

MOST PASS COMPLETIONS BY OPPONENT

34 1/10/15 at NE - D
33 1/3/15 at Pit. - WC
30 1/16/10 at Ind. - D

FEWEST PASS COMPLETIONS BY OPPONENT

9 1/9/11 at KC - WC
12 1/20/02 at Pit. - D
14 1/3/04 vs. Ten. - WC

MOST NET YARDS GAINED, PASSING

324 1/12/13 at Den. - D (2OT)
292 1/10/15 at NE - D
282 1/22/12 at NE - A

FEWEST NET YARDS GAINED, PASSING

34 1/10/10 at NE - WC
85 1/7/01 at Ten. - D
91 1/15/11 at Pit. - D

MOST NET YARDS GAINED, PASSING BY OPPONENT

408 1/10/15 at NE - D
320 1/20/13 at NE - A
319 1/3/15 at Pit. - WC

FEWEST NET YARDS GAINED, PASSING BY OPPONENT

53 1/9/11 at KC - WC
86 1/28/01 at NYG - SB
105 1/13/02 at Mia. - WC

MOST TIMES SACKED

5 1/15/12 vs. Hou. - D; 1/15/11 at Pit. - D
4 1/9/11 at KC - WC
3 5 times, last 1/22/12 at NE - A

FEWEST TIMES SACKED

0 1/10/15 at NE - D
1/10/10 at NE - WC
1/10/09 at Ten. - D
1/4/09 at Mia. - WC

MOST TIMES OPPONENTS SACKED

6 1/15/11 at Pit. - D
5 1/3/15 at Pit. - WC
12/31/00 vs. Den. - WC
4 3 times, last 1/18/09 at Pit. - A

FEWEST TIMES OPPONENTS SACKED

0 3 times, last 1/20/13 at NE - A
1 4 times, last 1/22/12 at NE - A

HIGHEST COMPLETION PERCENTAGE

73.5 1/9/11 at KC - WC, 25 of 34
66.7 2/3/13 at SF - SB, 22 of 33
1/13/02 vs. Mia. - WC, 12 of 18

HIGHEST COMPLETION PERCENTAGE BY OPPONENT

68.8 1/3/15 at Pit. - WC (33 of 48)
68.2 1/16/10 at Ind. - D (30 of 44)
66.7 1/10/15 at NE - D (34 of 51)

MOST TDs PASSING

4 1/10/15 at NE - D
3 2/3/13 at SF - SB
1/20/13 at NE - A
1/12/13 at Den. - D

MOST TDs PASSING BY OPPONENT

4 1/10/15 at NE - D
3 1/12/13 at Den. - D (2OT)
2 1/15/11 at Pit. - D
1/16/10 at Ind. - D
1/10/10 at NE - WC

MOST PASSES HAD INTERCEPTED

3 1/18/09 at Pit. - A
1/20/02 at Pit. - D
2 4 times, last 1/10/15 at NE - D

MOST OPPONENT PASSES INTERCEPTED

4 1/4/09 at Mia. - WC
1/28/01 at NYG - SB
1/14/01 at Oak. - A

PUNTING

MOST PUNTS

10 1/28/01 at NYG - SB
12/31/00 vs. Den. - WC
9 1/15/12 vs. Hou. - D

FEWEST PUNTS

2 1/3/15 at Pit. - WC, 1/9/11 at KC - WC
3 2/3/13 at SF - SB
4 6 times, last 1/10/15 at NE - D

MOST PUNTS BY OPPONENT

11 1/28/01 at NYG - SB
9 12/31/00 vs. Den. - WC
7 1/18/09 at Pit. - A; 1/14/01 at Oak. - A

FEWEST PUNTS BY OPPONENT

2 1/22/12 at NE - A
3 4 times, last 1/3/15 at Pit. - WC
4 4 times, last 1/6/13 vs. Ind. - WC

HIGHEST PUNTING AVERAGE

53.8 1/15/11 at Pit. - D
50.3 1/10/15 at NE - D
49.3 1/15/12 vs. Hou. - D

LOWEST PUNTING AVERAGE

24.5 1/3/15 at Pit. - WC
27.6 1/7/01 at Ten. - D
31.0 1/9/11 at KC - WC

HIGHEST PUNTING AVERAGE BY OPPONENT

53.3 1/10/09 at Ten. - D
53.0 2/3/13 at SF - SB
51.0 1/9/11 at KC - WC
48.8 1/12/13 at Den. - D (2OT)

LOWEST PUNTING AVERAGE BY OPPONENT

35.8 1/20/13 at NE - A
37.7 1/18/09 at Pit. - A
37.8 1/10/15 at NE - D; 1/7/01 at Ten. - D

PUNT RETURNS

MOST PUNT RETURNS

6 1/18/09 at Pit. - A
4 3 times, last 1/10/15 at NE - D
3 4 times, last 1/12/13 at Den. - D (2OT)

FEWEST PUNT RETURNS

0 3 times, last 1/3/15 at Pit. - WC
1 1/20/13 at NE - A
1/22/12 at NE - A
1/10/09 at Ten. - D
1/7/01 at Ten. - D

MOST PUNT RETURNS BY OPPONENT

6 1/15/12 vs. Hou. - D
1/3/04 vs. Ten. - WC
5 3 times, last 1/18/09 at Pit. - A

POSTSEASON TEAM RECORDS

FEWEST PUNT RETURNS BY OPPONENT

- 0 3 times, last 1/3/15 at Pit. - WC
- 1 2/3/13 at SF - SB; 1/10/10 at NE - WC
- 2 4 times, last 1/4/09 at Mia. - WC

MOST FAIR CATCHES

- 4 3 times, last 1/20/13 at NE - A
- 3 1/16/10 at Ind. - D
- 1/7/01 at Ten. - D

MOST FAIR CATCHES BY OPPONENT

- 3 1/10/09 at Ten. - D
- 1/28/01 at NYG - SB
- 2 1/12/13 at Den. - D (2OT); 1/10/10 at NE - WC

MOST YARDS, PUNT RETURNS

- 99 1/20/02 at Pit. - D
- 65 1/18/09 at Pit. - A
- 58 1/14/01 at Oak. - A

MOST YARDS, PUNT RETURNS BY OPPONENT

- 90 1/12/13 at Den. - D (2OT)
- 70 1/3/04 vs. Ten. - WC
- 67 1/20/02 at Pit. - D

HIGHEST AVERAGE, PUNT RETURNS

- 33.0 1/20/02 at Pit. - D
- 29.0 1/10/09 at Ten. - D
- 19.3 1/14/01 at Oak. - A

HIGHEST AVERAGE, PUNT RETURNS BY OPPONENT

- 32.0 2/3/13 at SF - SB
- 30.0 1/12/13 at Den. - D (2OT)
- 28.0 1/10/10 at NE - WC

MOST TDs ON PUNT RETURNS

- 1 1/20/02 at Pit. - D

MOST TDs ON PUNT RETURNS BY OPPONENT

- 1 1/12/13 at Den. - D (2OT)

KICKOFF RETURNS

MOST KICKOFF RETURNS

- 6 5 times, last 1/10/15 at NE - D

FEWEST KICKOFF RETURNS

- 1 4 times, last 1/22/12 at NE - A
- 2 6 times, last 1/6/13 vs. Ind. - WC

MOST KICKOFF RETURNS BY OPPONENT

- 7 1/28/01 at NYG - SB
- 6 1/10/10 at NE - WC
- 5 3 times, last 1/10/15 at NE - D

FEWEST KICKOFF RETURNS BY OPPONENT

- 0 1/6/13 vs. Ind. - WC
- 1 1/16/10 at Ind. - D
- 3 6 times, last 1/22/12 at NE - A

MOST YARDS, KICKOFF RETURNS

- 206 2/3/13 at SF - SB
- 148 1/10/15 at NE - D
- 124 1/13/07 vs. Ind. - D

FEWEST YARDS, KICKOFF RETURNS

- 15 1/10/09 at Ten. - D
- 20 1/22/12 at NE - A
- 22 1/13/02 at Mia. - WC

MOST YARDS, KICKOFF RETURNS BY OPPONENT

- 171 1/12/13 at Den. - D (2OT); 1/28/01 at NYG - SB
- 133 1/15/12 vs. Hou. - D
- 125 1/10/15 at NE - D

FEWEST YARDS, KICKOFF RETURNS BY OPPONENT

- 0 1/6/13 vs. Ind. - WC
- 14 1/16/10 at Ind. - D
- 43 12/31/00 vs. Den. - WC

HIGHEST AVERAGE, KICKOFF RETURNS

- 55.5 1/28/01 at NYG - SB
- 41.2 2/3/13 at SF - SB
- 30.0 1/6/13 vs. Ind. - WC

LOWEST AVERAGE, KICKOFF RETURNS

- 10.7 1/20/13 at NE - A
- 11.0 1/13/02 at Mia. - WC
- 11.5 12/31/00 vs. Den. - WC

HIGHEST AVERAGE, KICKOFF RETURNS BY OPPONENT

- 42.8 1/12/13 at Den. - D (2OT)
- 33.7 1/22/12 at NE - A
- 33.3 1/15/12 vs. Hou. - D

LOWEST AVERAGE, KICKOFF RETURNS BY OPPONENT

- 0.0 1/6/13 vs. Ind. - WC
- 13.8 1/7/01 at Ten. - D
- 14.0 1/16/10 at Ind. - D

MOST TDs ON KICKOFF RETURNS

- 1 2/3/13 at SF - SB; 1/28/01 at NYG - SB

MOST TDs ON KICKOFF RETURNS BY OPPONENT

- 1 1/12/13 at Den. - D (2OT); 1/28/01 at NYG - SB

MOST TDs ON KICKOFF RETURNS, BOTH TEAMS

- *2 1/28/01 at NYG - SB, Bal. (1), NYG (1)

* Super Bowl Record

FUMBLES

MOST FUMBLES

- 3 1/15/12 vs. Hou. - D
- 1/9/11 at KC - WC
- 1/16/10 at Ind. - D
- 1/18/09 at Pit. - A

FEWEST FUMBLES

- 0 1/10/09 at Ten. - D
- 1/7/01 at Ten. - D

MOST FUMBLES BY OPPONENT

- 5 1/10/09 at Ten. - D
- 3 4 times, last 1/15/12 vs. Hou. - D

FEWEST FUMBLES BY OPPONENT

- 0 4 times, last 1/16/10 at Ind. - D

MOST FUMBLES LOST

- 2 5 times, last 1/6/13 vs. Ind. - WC

FEWEST FUMBLES LOST

- 0 9 times, last 1/10/15 at NE - D

MOST FUMBLES LOST BY OPPONENT

- 2 4 times, last 1/15/11 at Pit. - D

FEWEST FUMBLES LOST BY OPPONENT

- 0 7 times, last 1/10/15 at NE - D

MOST FUMBLES RECOVERED, OWN

- 3 1/15/12 vs. Hou. - D
- 2 1/18/09 at Pit. - A
- 1/28/01 at NYG - SB
- 1 7 times, last 1/3/15 at Pit. - WC

MOST FUMBLES RECOVERED, OPPONENTS

- 2 1/10/09 at Ten. - D
- 1/13/02 at Mia. - WC
- 1 12 times, last 1/3/15 at Pit. - WC

MOST TDs, OWN FUMBLES RECOVERED

None

MOST TDs, OPPONENTS FUMBLES RECOVERED

- 1 1/15/11 at Pit. - D
- Cory Redding 13-yard FR-TD

TURNOVERS

MOST TURNOVERS

- 4 4 times, last 1/16/10 at Ind. - D

FEWEST TURNOVERS

- 0 6 times, last 1/20/13 at NE - A

MOST TURNOVERS BY OPPONENT

- 5 4 times, last 1/9/11 at KC - WC

FEWEST TURNOVERS BY OPPONENT

- 1 6 times, last 1/10/15 at NE - D

MOST TURNOVERS, BOTH TEAMS

- 7 1/9/11 at KC - WC, Bal. (2), KC (5)
- 1/14/01 at Oak. - A, Bal. (2), Oak. (5)
- 6 1/10/10 at NE - WC, Bal. (2), NE (4)
- 1/4/09 at Mia. - WC, Bal. (1), Mia. (5)
- 1/13/07 vs. Ind. - D, Bal. (4), Ind. (2)

MOST TDs BY RAVENS OFF TURNOVERS

- 1 6 times, last 1/12/13 at Den. - D (2OT)
- Corey Graham 39-yard INT-TD

MOST TDs BY OPPONENT OFF TURNOVERS

- 1 1/18/09 at Pit. - A
- Troy Polamalu 40-yard INT-TD

PENALTIES

FEWEST PENALTIES

- 0 1/15/12 vs. Hou. - D
- 2 3 times, last 1/3/15 at Pit. - WC
- 3 1/10/10 at NE - WC
- 4 12/31/00 vs. Den. - WC

MOST PENALTIES

- 10 1/14/01 at Oak. - A
- 9 1/6/13 vs. Ind. - WC
- 1/20/02 at Pit. - D
- 1/28/01 at NYG - SB

FEWEST PENALTIES BY OPPONENT

- 1 1/22/12 at NE - A
- 3 1/15/12 vs. Hou. - D
- 1/13/07 vs. Ind. - D
- 4 1/20/13 at NE - A
- 1/16/10 at Ind. - D
- 1/4/09 at Mia. - WC

MOST PENALTIES BY OPPONENT

- 12 1/10/09 at Ten. - D
- 10 1/12/13 at Den. - D (2OT)
- 9 1/15/11 at Pit. - D
- 8 1/3/15 at Pit. - WC

FEWEST PENALTIES, BOTH TEAMS

- 3 1/15/12, Bal. (0) vs. Hou. (3) - D
- 7 2/3/13, Bal. (2) at SF (5) - SB
- 1/22/12, Bal. (6) at NE (1) - A
- 1/9/11, Bal. (2) at KC (5) - WC

MOST PENALTIES, BOTH TEAMS

- 20 1/10/09, Bal. (8) at Ten. (12) - D
- 18 1/12/13, Bal. (8) at Den. (10) - D (2OT)
- 15 1/15/11, Bal. (6) at Pit. (9) - D
- 1/28/01, Bal. (9) at NYG (6) - SB
- 1/14/01, Bal. (10) at Oak. (5) - A

FEWEST YARDS PENALIZED

- 0 1/15/12 vs. Hou. - D
- 14 1/3/15 at Pit. - WC
- 15 1/10/10 at NE - WC

MOST YARDS PENALIZED

- 95 1/14/01 at Oak. - A
- 74 1/15/11 at Pit. - D
- 70 3 times, last 1/6/13 vs. Ind. - WC

FEWEST YARDS OPPONENT PENALIZED

- 5 1/22/12 at NE - A
- 19 1/13/07 vs. Ind. - D
- 20 1/15/12 vs. Hou. - D

POSTSEASON TEAM RECORDS

MOST YARDS OPPONENT PENALIZED

- 114 1/3/15 at Pit. - WC
- 93 1/15/11 at Pit. - D
- 89 1/10/09 at Ten. - D

FEWEST YARDS PENALIZED, BOTH TEAMS

- 20 1/15/12, Bal. (0) vs. Hou. (20) - D
- 38 1/22/12, Bal. (33) at NE (5) - A
- 53 2/3/13, Bal. (20) at SF (33) - SB

MOST YARDS PENALIZED, BOTH TEAMS

- 167 1/15/11, Bal. (74) at Pit. (93) - D
- 143 1/12/13, Bal. (56) at Den. (87) - D (2OT)
- 131 1/14/01, Bal. (95) at Oak. (36) - A

INTERCEPTIONS

MOST INTERCEPTIONS

- 4 1/4/09 at Mia. - WC
- 1/28/01 at NYG - SB
- 1/14/01 at Oak. - A

FEWEST INTERCEPTIONS

- 0 1/15/11 at Pit. - D
- 1/18/09 at Pit. - A
- 1 9 times, last 1/10/15 at NE - D

MOST INTERCEPTIONS BY OPPONENT

- 3 1/18/09 at Pit. - A
- 1/20/02 at Pit. - D
- 2 1/10/15 at NE - D
- 1/16/10 at Ind. - D
- 1/13/07 vs. Ind. - D
- 1/3/04 vs. Ten. - WC

FEWEST INTERCEPTIONS BY OPPONENT

- 0 13 times, last 1/3/15 at Pit. - WC

MOST CONSECUTIVE GAMES WITH INTERCEPTIONS

- 10 12/31/00 vs. Den. - WC
- through 1/10/09 at Ten. - D

MOST CONSECUTIVE GAMES WITH INTs BY OPPONENT

- 3 1/10/09 at Ten. - D
- through 1/16/10 at Ind. - D
- 1/20/02 at Pit. - D
- through 1/13/07 vs. Ind. - D

MOST INTERCEPTION YARDS

- 108 1/4/09 at Mia. - WC (4 INTs)
- 95 1/10/10 at NE - WC (3 INTs)
- 79 1/3/04 vs. Ten. - WC (3 INTs)

MOST INTERCEPTION YARDS BY OPPONENT

- 51 1/20/02 at Pit. - D (3 INTs)
- 47 1/18/09 at Pit. - A (3 INTs)
- 19 1/22/12 at NE - A (1 INT)

MOST TDs ON INTERCEPTIONS

- 1 1/12/13 at Den. - D (2OT) (Corey Graham)
- 1/4/09 at Mia. - WC (Ed Reed)
- 1/3/04 vs. Ten. - WC (Will Demps)
- 1/28/01 at NYG - SB (Duane Starks)
- 1/7/01 at Ten. - D (Ray Lewis)

MOST TDs ON INTERCEPTIONS BY OPPONENT

- 1 1/18/09 at Pit. - A (Troy Polamalu)



On Feb. 3, 2013, Baltimore defeated San Francisco, 34-31, in Super Bowl XLVII at the Mercedes-Benz Superdome in New Orleans. The victory clinched the Ravens' second Lombardi Trophy in 17 seasons. LB Ray Lewis (above right) closed out his storied NFL career alongside longtime teammate and fellow defensive starter S Ed Reed (above left).



On Jan. 12, 2013, the Ravens traveled to Denver for a Divisional Round matchup in which they knocked off the AFC's top seed in a 38-35 double-overtime thriller. CB Corey Graham (above) picked off two QB Peyton Manning passes, one of which he returned 39 yards for a touchdown.



In the Wild Card round at New England (1/10/10), RB Ray Rice ran 83 yards for a touchdown on the opening play from scrimmage, producing the second-longest rush in NFL postseason history. Rice finished with a Ravens' postseason record 159 rushing yards, adding 2 TDs, en route to a 33-14 victory.



John Harbaugh



Brandon Williams

M&T BANK STADIUM

M&T Bank Stadium – without a doubt – is where NFL excitement begins any given Sunday. And that’s because Baltimore Ravens home games and M&T Bank Stadium have become synonymous with winning.

Since earning their first Super Bowl title in 2000, the Ravens have posted an impressive home record of 94-34, the NFL’s second-best winning percentage (.734) entering 2016.

Located at the south point of Camden Yards, M&T Bank Stadium stands as a premier NFL sports facility. Fans – proud of their Baltimore heritage – enjoy the latest technology, including stunning high definition RavensVision video boards, a high-density Wi-Fi network and state-of-the-art concourse designs. Combined with these exclusive amenities, the game’s excitement gives fans, friends and families an opportunity to enjoy the day together. With a capacity of 71,008, this impressive structure draws its distinctive design from the best of Baltimore’s architecture.

Completed in 1998 at a cost of \$220 million, the stadium has 128 suites and 8,196 club seats. HOK architects designed both Oriole Park at Camden Yards and the Ravens’ home. The latter was completed in less than two years and funded through a combination of proceeds generated from debt service paid by lottery proceeds, the sale of tax-exempt revenue bonds and the Ravens.





Photo by David Wallace - Aerial Photography, Annapolis, MD

OTHER EVENTS HELD AT M&T BANK STADIUM



- Army-Navy Football Games – 2000, 2007, 2014, 2016
- Maryland vs. Georgia Tech Football Game – 1998
- Maryland vs. Navy Football Game – 2005, 2010
- Morgan State Football – 1998-2000
- Navy vs. Notre Dame Football – 2002, 2006, 2008
- Maryland vs. West Virginia Football – 2013
- Navy vs. Ohio State Football – 2014
- Maryland vs. Penn State Football – 2015
- Salisbury vs. Frostburg Football – 1999
- Baltimore Bayhawks Lacrosse – 2002 Season
- ACC Lacrosse Tournaments – 2005-06
- Day of Rivals Lacrosse Classic – 2009-10
- Inside Lacrosse Faceoff Classic – 2007-13
- NCAA Lacrosse Championships – '03, '04, '07, '10, '11, '14
- Calvert Hall-Loyola & City-Poly Games – Annually
- MPSSAA* State HS FB Champ. – Annually since 2003

- Chelsea vs. AC Milan International Soccer – 2009
- Man City vs. Inter Milan International Soccer – 2010
- Tottenham vs. Liverpool International Soccer – 2012
- CONCACAF Gold Cup – 2013, 2015
- Dew Tour – 2007-08
- Monster Jam – 2011-13
- HFSival – 1999 (Red Hot Chili Peppers), 2005 (Foo Fighters)
- Metallica’s “Summer Sanitarium Tour” – 2000
- Kenny Chesney Concert – 2008
- U2 360° Tour Concert – 2011
- Jay-Z/Justin Timberlake “Legends of The Summer” – 2013
- Jay-Z & Beyonce “On The Run” – 2014
- Billy Joel in Concert – 2015
- One Direction “On The Road Again” – 2015
- Beyonce “The Formation World Tour” – 2016

* Maryland Public Secondary Schools Athletic Association

M&T BANK STADIUM



VIDEO SCREENS & WI-FI

- Each RavensVision high definition board, which were added in 2010, measures 24 feet high and 100 feet wide. Those dimensions would equal a 1,234-inch diagonal TV screen. It would take 600 37-inch flat screen TVs to equal one of these giant LED (light emitting diode) boards. Nearly 2.5 million individual LEDs provide the image on the two screens, allowing the highest quality pictures in the brightest sunlight and at night events.

- The high definition views allow for some of the best graphics and game action video in the league, live game highlights from around the NFL, instant replays, scores, statistics, plus player updates and features.

- The two giant screens are made up of modular LED panels – 12.6 inches by 15.1 inches. These panels were assembled into larger sections measuring 8 by 9 feet. Each section weighs 900 pounds, and there are 33 sections on each board.

- A control room that allows the high definition boards to work at peak quality was designed by VPC and installed at M&T Bank Stadium by Diversified Systems, the U.S. industry leader in the construction and installation of control rooms.

- Added in 2013 were two high definition video boards, measuring 8 feet high and 30 feet wide, which were installed at the concourse entrances of Gates A and D. (Approximately 60 percent of fans enter Gate A for all stadium events.) These new HD boards, which have split-screen capabilities, display a variety of content, ranging from in-game action, highlights, stats, messaging and entertainment video.

- Another dramatic improvement in 2013 was the addition of four new LED boards – one placed on each side of the two giant RavensVision HD video boards in the stadium's inner bowl. Additionally, new LED ribbon boards were installed to fully connect around the entire middle seating bowl.

- In 2014, four new displays featuring the latest in Daktronics SMD (Surface-Mount Device) LED technology were added to the upper concourse of the stadium, above the Miller Flight Deck, keeping fans updated on the game's excitement while away from their seats. Each of these new displays features 8 millimeter line spacing on SMD LED outdoor technology. The displays each measure 6 feet high by 22 feet wide to show fans the same content as the main video displays while they are in the upper concourse areas heading to and from restrooms or concession stands.

- During the 2015 offseason, the Ravens invested in a \$5 million project to install Wi-Fi access for fans at M&T Bank Stadium. Installation of this Wi-Fi system provides fans the ability to access their social media channels, check fantasy scores, post photos and videos, and follow game information.

- Additionally, in 2015, the Ravens installed the capability to show 360-degree replays with a newly-implemented and upgraded Intel freeD system. By using 38 cameras placed around the stadium, fans can view angles of action previously impossible to see. The Ravens were the first NFL franchise capable of providing 360-degree shots, and the technology recently won a Sports Emmy Award for best in Technical Achievement from Super Bowl 50.

M&T BANK STADIUM

SIGHTLINES

- Front row seating in the lower level is 6 feet above the grass playing field, high enough to eliminate any issue with obstructed views. In addition, the front row is only a short distance of 50 feet from the playing field sidelines and 20 feet from the back of the end zones.
- The distinct upper seating area includes open “notches” in each stadium corner, allowing spectacular views of downtown Baltimore.

SEATING

- With a seating capacity of 71,008, the stadium is substantially larger than its sister baseball park to the north. At 1.6 million square feet, it is nearly double Oriole Park at Camden Yards’ size. Seating for the disabled is located on every level.
- The 8,196 club seats at M&T Bank Stadium offer extra-wide comfort, plus VIP parking, access to the club lounges serving specialty foods, fully-staffed bars, concierge services and scenic views of downtown Baltimore.
- Each of the 128 suites at M&T Bank Stadium hold between 20-24 people and feature televisions, a private restroom, VIP parking and personal waitstaff service. Many other amenities are available to suite holders.

AMENITIES/DESIGN

- As part of a two-year, \$35 million investment that began in 2013, the Ravens enhanced the fan experience at M&T Bank Stadium with improvements to video boards, concession stands and all concourses.
- All 16 lower concourse concession stands were upgraded, with these enhancements improving the speed of service, and also the freshness and quality of food, much of which is prepared directly in front of fans.
- Additional concession stand improvements included digital menu boards and full upgrades to all condiment counters. Renovations to upper concourse concession stands were completed prior to the 2014 NFL season.
- Additionally, in 2013 and 2014, all concourses were redesigned with a “Ravenized” theme, influenced by the brick and steel look of M&T Bank Stadium’s exterior and buildings on the Camden Yards complex. These features include support columns wrapped in brick, purple accent lighting and enhanced directional signage throughout each of the venue’s concourse.
- Extra-wide concourses (44-64 ft.) allow easier fan movement. Seven public elevators, numerous ramps and two escalators (to club level) assist the fan traffic.
- There are 44 concession stands in the upper, lower and club levels with delicious game-day fare, including some of Baltimore’s signature favorites, such as crab cakes.
- Club Level decor features a historical perspective of football in Baltimore highlighting great games, teams and players from the area’s rich football history.


TRANSPORTATION AND STADIUM SITE

- Located at 1101 Russell Street, M&T Bank Stadium is surrounded on all sides by the following elevated roadways: I-95 and the Hamburg St. bridge to the north; I-95 and I-395 (plus Light Rail line) to the east; the Ostend St. bridge to the south; and the Russell St. viaduct to the west.
- Fans can easily access the stadium using mass transit. The Light Rail has a drop-off point located directly outside Gate B.
- Parking in stadium lots, managed by SP+, (410) 347-9330, is limited to permit holders, but downtown parking garages are also available for gameday parking, just a short walk away.



- Tailgating is welcomed in select lots at M&T Bank Stadium. For complete Tailgate Lot information, call the Ravens’ Ticket Office at (410) 261-7283.

- In October 2002, after the passing of iconic QB Johnny Unitas, the Ravens erected a statue (left) of the Colts’ legend outside Gate A. The piece was sculpted by local artist Frederick Kail, who was commissioned by a grassroots group that included donations from the Steve Bisciotti family, the Art Modell family, the Baltimore Orioles and numerous others. One of the signature elements of the bronze work is the famous black high tops – John’s favorite football shoe. Many Ravens fans touch the left shoe of the statue for good luck prior to every game.



- In 2014, the Ravens unveiled in this plaza area a second statue (left) – one of former LB Ray Lewis, another Baltimore icon and perhaps the greatest defender in NFL history. This location is a unique picture-taking setting of the stadium for fans and vacationers. Original PSL

season ticket holders also have the opportunity to locate their names etched in one of two PSL Walls of Honor. These names are a tribute to the great Ravens football fans who have supported the team that has brought Baltimore and Maryland two Super Bowl Championships (2000 and 2012).

IN-GAME ENTERTAINMENT



MASCOT POE

The game-day experience at M&T Bank Stadium is designed to offer Ravens fans a festive and colorful atmosphere by providing a variety of entertainment and excitement. And it wouldn't be complete without the Ravens' fun-loving mascot, Poe. If you would like to book Poe to fly into your next function, please visit: www.baltimore Ravens.com/mascots.



RAVENS CHEERLEADERS

The Ravens' cheerleading squad has 17 members on the dance team and 36 members on the stunt team. The cheerleading squad is the only NFL team with both a dance and co-ed stunt team. Cheerleaders are in our community helping raise funds for charities and foundations in the Baltimore area. To schedule an appearance, visit: www.baltimore Ravens.com/cheerleaders.



BALTIMORE'S MARCHING RAVENS

Over 150 musicians and crew members comprise Baltimore's Marching Ravens. John Ziemann directed the Colts' Marching Band, which evolved into the Ravens' current musical performers. BMR is deeply involved in charitable causes and raises funds to help support the Baltimore community. For information on scheduling these dynamic performers, visit: www.baltimore Ravens.com/band.



LIVE RAVENS

The Ravens' live mascots, Rise and Conquer, live at the Maryland Zoo in Baltimore and can be visited by fans. Fans also have an opportunity to see the birds appear at home games and a number of different Ravens events throughout the calendar year. For more information, visit: www.baltimore Ravens.com/mascots.



RAVENS RETURN TO GRASS IN 2016



In May of 2016, the Ravens switched from artificial turf to natural grass at M&T Bank Stadium for the start of the 2016 season. As team president Dick Cass stated, "The players really wanted to play on grass, and that was a key consideration." Baltimore had natural grass in the stadium when it first opened in 1998, but then the Ravens changed to an artificial turf from Sportex Momentum Turf for the 2003 season, and then replaced that with a newer Shaw Momentum 51 turf prior to the start of 2010. The Ravens will play on this new strain of grass, developed on a sod farm in North Carolina, that is a mixture of Bermuda and some rye. Officials believe it will be more robust than what was previously played on in the stadium. The Ravens also plan to use special artificial light to keep grass growing where the field is shaded, particularly during the winter months.

M&T BANK STADIUM



On May 21, 2014, M&T Bank and the Baltimore Ravens announced a 10-year, \$60 million extension of their partnership, which includes the continuation of naming rights to M&T Bank Stadium and an array of community-focused programs, including a new initiative focused on helping at-risk children in Baltimore.

The partnership, which began as a 15-year agreement in 2003 and is now extended through 2027, has proven to reach far beyond the stadium and into the community through a range of joint initiatives.

“M&T Bank’s partnership with the Ravens isn’t about a name on a building – it’s about combining the strengths of our two teams to build a better, stronger Baltimore,” said M&T Bank president and COO Mark Czarnecki.

Founded in 1856, M&T Bank Corp. is one of the 20 largest U.S. commercial bank holding companies, with more than 650 branch offices, 1,500 ATMs and 15,000 employees in New York, Maryland, Pennsylvania, Washington, D.C., Virginia, West Virginia, New Jersey, Florida, Delaware and Toronto, Canada.

“Our partnership with M&T is based on shared values and has produced impact on both companies and this community,” said Ravens owner Steve Bisciotti. “This agreement is a natural extension of our strong relationship and mutual commitment to pursuing excellence and strengthening this region. We look forward to continuing to work with M&T and helping those in need.”

A component of the partnership was the initiative to establish a Judith P. Hoyer Early Child Care and Family Education Center (Judy Center), which provides comprehensive services to increase school readiness for at-risk children under age five and their families. The Judy Center is located at Arundel Elementary/Middle School in the Cherry Hill section of Baltimore City and is being organized through the Baltimore Community Foundation (BCF). The Ravens and M&T provided a total of \$600,000 in funding for the project.

Other community initiatives include the following:

M&T Bank Honor Rows:



Since 2003, M&T Bank and the Baltimore Ravens have honored over 9,000 young people from a range of organizations, including Big Brothers Big Sisters of the Greater Chesapeake, recognizing their outstanding volunteer work. For each Ravens home game, 100 young people receive tickets, Honor Rows t-shirts, a pre-game on-field visit and official in-game recognition on the RavensVision HD video screens.

M&T BANK STADIUM



M&T Bank Touchdown for Teachers:

The Touchdown for Teachers program recognizes local teachers for outstanding service to their schools and communities. Five finalists (the 2016 group is pictured right) are chosen annually based on their involvement in the school or community, degree of positive impact and their demonstrated commitment to education. The 2016 grand prize winner was Susan Routson, who teaches physical education to kindergarten through fifth grade students at Runnymede Elementary School in Westminster, Md. The five educators each received a personalized Ravens jersey and an award certificate. Routson was presented with a check for \$2,000 in grant funds, while the runners-up were awarded \$500 in grant funds.



Ravens Foundation Partner:

Since the inception of the partnership in 2003, more than \$1 million has been allocated from M&T to the Ravens Foundation, Inc. to support a range of community initiatives. Each year, M&T employees volunteer to help at Ravens community events, including food drives, Habitat for Humanity builds, back-to-school supply distributions and Earth Day clean-ups.

Partnership Facts:

M&T Bank receives extensive corporate branding exposure combined with promotions related to being the Ravens' official bank, such as offering the exclusive Ravens debit card. On gameday, M&T Bank is featured on an array of interior and exterior stadium signage and branding, seen by 71,008 fans and millions more on TV. M&T Bank also provides banking services through nine ATMs located throughout the stadium and an M&T booth on Ravens Walk. There is also hospitality and special event access for M&T at the stadium, the Ravens' training facility and other Ravens-sponsored events.



THE M&T ADVANTAGE

Simply put, the Baltimore Ravens have been dominant at home since the day they arrived in Charm City. Below are the Ravens' respective home records and corresponding NFL rankings during several periods.

RAVENS HOME RECORDS (NFL Rankings)

Time Period (Milestone)	Record	NFL Rank
Since 2010 (Past Six Seasons)	36-12	3 rd
Since 2008 (John Harbaugh Arrival)	48-16	3
Since 2000 (First Super Bowl Season)	94-34	2
Since 1998 (M&T Bank Stadium Opened)	102-42	3
Since 1996 (Team's Inception)	109-50-1	5

Under John Harbaugh, the Ravens are 48-16 in games played in Baltimore, ranking as the league's third-best home mark since the 2008 NFL campaign began.

NFL'S BEST REGULAR SEASON HOME RECORDS (John Harbaugh Era / 2008-15)

Rk.	Team	Record	Pct.
1.	New England Patriots	56-8	.875
2.	Green Bay Packers	49-14-1	.773
3.	Baltimore Ravens	48-16	.750
4.	Pittsburgh Steelers	46-18	.719
5.	Indianapolis/New Orleans	44-20	.688



M&T BANK STADIUM: THE GOLD STANDARD



In 2013, the Ravens, in partnership with the Maryland Stadium Authority (MSA), earned a LEED-certified Gold designation for M&T Bank Stadium from the U.S. Green Building Council (USGBC).

LEED (Leadership in Energy and Environmental Design) strives to deliver energy- and water-efficient, healthy, environmentally-friendly, cost-savings buildings, homes and communities.

M&T Bank Stadium is the first existing outdoor professional sports facility in the United States – including all NFL and Major League Baseball stadiums – to receive USGBC's Gold rating. A LEED certification is recognized across the globe as the premier mark of achievement in green building.



IN THEIR OWN WORDS

"I'm pleased to celebrate the LEED-certified Gold designation with our World Champions. Working together, we're meeting some of the most ambitious energy reduction goals in the nation, fostering innovation and job creation that will lead to a better, more sustainable future for our children."

- Former Maryland Governor Martin O'Malley

"The Ravens attempt to set a standard in everything they do, both on and off the field. Working hard to stay green and sustainable at M&T Bank Stadium is another example of the Ravens doing the right thing in their community at a consistently-high level."

- NFL Commissioner Roger Goodell

"In conjunction with and support from the Maryland Stadium Authority, the Ravens wanted to step forward as a leader in the stadium industry by pushing the envelope with efficiency and sustainability. Our staff, headed by Roy Sommerhof, used creative strategies that produced significant energy and maintenance efficiencies and cost savings."

- Baltimore Ravens President Dick Cass

"Achieving LEED status does more than showcase our commitment to the environment. This standard of excellence enhances the value of our stadium. For many sports and entertainment entities, sustainability is a key factor in selecting venues. This designation improves our chances to attract these events."

- Maryland Stadium Authority Chairman John Morton III



SUSTAINABILITY FACTS ABOUT M&T BANK STADIUM

- The stadium's efficient irrigation system and adaptive vegetation reduces 30% of its potable water for outside irrigation.
- Electricity at the stadium was reduced from 15,952,984 kilowatt hours in 2005 to 10,881,579 in 2012.
- The electricity savings of 5,071,405 kilowatt hours can heat about 440 homes for a year.
- Installation of waterless urinals & water-efficient restroom fixtures saves the stadium over 3 million gallons of water per year.
- 43% water reduction with the installation of over 400 waterless urinals
- 38% of M&T Bank Stadium staff use alternative transportation to work, contributing to the stadium's carbon footprint reduction of 123,070 metric tons of greenhouse gas emissions per year.
- 71% of regularly-occupied spaces have access to outdoor views of Baltimore
- The stadium is 27% above the national average in energy efficiency.
- The stadium recycles 31% of its regular waste.

Ravens president Dick Cass (left) and former Maryland governor Martin O'Malley (right) accept the LEED-certified Gold designation from Jason Hartke (center) of the U.S. Green Building Council.



M&T BANK STADIUM MAP



GAMEDAY BROADCAST TEAM



98ROCK
97.9 baltimore

BALTIMORE
RAVENS.COM



Pictured above from left to right is the Ravens' radio team of Gerry Sandusky, Stan White and Qadry Ismail. The trio brings a wealth of knowledge to game broadcasts on WBAL Radio 1090 AM and 98Rock WIYY FM (and streamed live on baltimoreravens.com). Ravens preseason games are called by the radio team on WBAL Radio and 98Rock and simulcast on WBAL-TV, Comcast SportsNet, WJLA (Washington, D.C.), WHTM (Harrisburg, Pa.), WFXR (Roanoke, Va.), WWCW (Roanoke, Va.) and KFVE (Honolulu, Hawaii – for the Aug. 20 game at Indianapolis). (Please note that in Baltimore, WMAR-TV will carry the Ravens' first two preseason games while WBAL broadcasts the 2016 Olympic Games.)

All Ravens games can be heard on 98Rock WIYY (97.9 FM), WBAL 1090 AM, baltimoreravens.com and on 20 regional affiliates (listed below). This network broadcasts each Ravens game and spans five states – including Maryland, Pennsylvania, Delaware, Virginia and West Virginia – and Washington, D.C. Sandusky, WBAL-TV 11's sports director, gives the play-by-play for the broadcast team that includes Ismail and White. Ismail, a member of the Ravens' 2000 Super Bowl XXXV team, provides on-field experience and knowledgeable insight on players and situations. White, a former NFL standout for the Baltimore Colts and Detroit Lions, is regarded as one of the top NFL analysts.



RAVENS RADIO AFFILIATES

MARYLAND

Annapolis
WNAV • 1430 AM

Cambridge
WCEN • 106.3 FM/1240 AM

Cumberland
WCBC • 107.1 FM

Frederick
WFMD • 930 AM

Hagerstown
WARK • 1490 AM/98.9 FM

Rehoboth Beach/Ocean City
WGMD • 92.7 FM

Thurmont
WTHU • 1450 AM

Westminster
WTRR • 1470 AM

PENNSYLVANIA

Jersey Shore
WEJS • 1600 AM

Williamsport
WYLC • 1050 AM
92.7 FM & 104.1 FM

York
WSBA • 910 AM

DELAWARE
Newark
WWTX • 1290 AM

WASHINGTON, D.C.
WBIG • 100.3 FM

VIRGINIA
Richmond
WNTW • 820 AM


Portsmouth
WHKT • 1650 AM

WEST VIRGINIA
Martinsburg
WEPM • 1340 AM



RAVENS RADIO LOCKER ROOM SHOW runs 15 minutes after each Ravens game throughout the season. This gameday wrap-up features the live post-game press conferences of head coach John Harbaugh (pictured above with play-by-play announcer Gerry Sandusky) and is followed by several player interviews. The show is hosted by Stan White in the Ravens' locker room.

TURN ON. TUNE IN. TEAM UP WITH THE RAVENS



Our panel tackles the latest headlines and hottest topics in this weekly studio show. Each episode features a special guest, including prominent sports media, front office staff, players or other Ravens insiders.

AFTER SATURDAY NIGHT LIVE



See the plays, hear the sideline conversations and feel the hits on Ravens Wired, the only behind-the-scenes show featuring a Ravens player wired for sound during each week's game. Go behind the bench for in-game adjustments and inside the locker room for Head Coach John Harbaugh's post-game speech.

SATURDAY 7:30 PM



|| WIRED ||



PRESENTED BY
 MedStar Health

Ravens Report is the flagship program of the Baltimore Ravens that showcases life in the NFL. This magazine-style show features behind-the-scenes access to players and coaches as they prepare for each week's opponent. An interview with Head Coach John Harbaugh and an exclusive look at the game plan are among the program's staple features.

SATURDAY 7:00 PM



CHECK YOUR LISTINGS FOR AIR TIMES ON COMCAST SPORTSNET

BROUGHT TO YOU BY



RAVENS PRODUCTIONS

2016 NFL REGULAR SEASON SCHEDULE

ALL TIMES EASTERN

WEEK 1

THURSDAY, SEPTEMBER 8

Carolina Panthers at Denver Broncos 8:30p

SUNDAY, SEPTEMBER 11

Tampa Bay Buccaneers at Atlanta Falcons 1:00p

Buffalo Bills at Baltimore Ravens 1:00p

Chicago Bears at Houston Texans 1:00p

Green Bay Packers at Jacksonville Jaguars 1:00p

San Diego Chargers at Kansas City Chiefs 1:00p

Oakland Raiders at New Orleans Saints 1:00p

Cincinnati Bengals at New York Jets 1:00p

Cleveland Browns at Philadelphia Eagles 1:00p

Minnesota Vikings at Tennessee Titans 1:00p

Miami Dolphins at Seattle Seahawks 4:05p

New York Giants at Dallas Cowboys 4:25p

Detroit Lions at Indianapolis Colts 4:25p

New England Patriots at Arizona Cardinals 8:30p

MONDAY, SEPTEMBER 12

Pittsburgh Steelers at Washington Redskins 7:10p

Los Angeles Rams at San Francisco 49ers 10:20p

WEEK 2

THURSDAY, SEPTEMBER 15

New York Jets at Buffalo Bills 8:25p

SUNDAY, SEPTEMBER 18

San Francisco 49ers at Carolina Panthers 1:00p

Baltimore Ravens at Cleveland Browns 1:00p

Tennessee Titans at Detroit Lions 1:00p

Kansas City Chiefs at Houston Texans 1:00p

Miami Dolphins at New England Patriots 1:00p

New Orleans Saints at New York Giants 1:00p

Cincinnati Bengals at Pittsburgh Steelers 1:00p

Dallas Cowboys at Washington Redskins 1:00p

Tampa Bay Buccaneers at Arizona Cardinals 4:05p

Seattle Seahawks at Los Angeles Rams 4:05p

Indianapolis Colts at Denver Broncos 4:25p

Atlanta Falcons at Oakland Raiders 4:25p

Jacksonville Jaguars at San Diego Chargers 4:25p

Green Bay Packers at Minnesota Vikings 8:30p

MONDAY, SEPTEMBER 19

Philadelphia Eagles at Chicago Bears 8:30p

WEEK 3

THURSDAY, SEPTEMBER 22

Houston Texans at New England Patriots 8:25p

SUNDAY, SEPTEMBER 25

Arizona Cardinals at Buffalo Bills 1:00p

Minnesota Vikings at Carolina Panthers 1:00p

Denver Broncos at Cincinnati Bengals 1:00p

Detroit Lions at Green Bay Packers 1:00p

Baltimore Ravens at Jacksonville Jaguars 1:00p

Cleveland Browns at Miami Dolphins 1:00p

Washington Redskins at New York Giants 1:00p

Oakland Raiders at Tennessee Titans 1:00p

San Francisco 49ers at Seattle Seahawks 4:05p

Los Angeles Rams at Tampa Bay Buccaneers 4:05p

San Diego Chargers at Indianapolis Colts 4:25p

New York Jets at Kansas City Chiefs 4:25p

Pittsburgh Steelers at Philadelphia Eagles 4:25p

Chicago Bears at Dallas Cowboys 8:30p

MONDAY, SEPTEMBER 26

Atlanta Falcons at New Orleans Saints 8:30p

WEEK 4

(BYES: GB, PHI)

THURSDAY, SEPTEMBER 29

Miami Dolphins at Cincinnati Bengals 8:25p

SUNDAY, OCTOBER 2

Indianapolis Colts at Jacksonville Jaguars (London) 9:30a

Carolina Panthers at Atlanta Falcons 1:00p

Oakland Raiders at Baltimore Ravens 1:00p

Detroit Lions at Chicago Bears 1:00p

Tennessee Titans at Houston Texans 1:00p

Buffalo Bills at New England Patriots 1:00p

Seattle Seahawks at New York Jets 1:00p

Cleveland Browns at Washington Redskins 1:00p

Denver Broncos at Tampa Bay Buccaneers 4:05p

Los Angeles Rams at Arizona Cardinals 4:25p

New Orleans Saints at San Diego Chargers 4:25p

Dallas Cowboys at San Francisco 49ers 4:25p

Kansas City Chiefs at Pittsburgh Steelers 8:30p

MONDAY, OCTOBER 03

New York Giants at Minnesota Vikings 8:30p

WEEK 5

(BYES: JAX, KC, NO, SEA)

THURSDAY, OCTOBER 6

Arizona Cardinals at San Francisco 49ers 8:25p

SUNDAY, OCTOBER 9

Washington Redskins at Baltimore Ravens 1:00p

New England Patriots at Cleveland Browns 1:00p

Philadelphia Eagles at Detroit Lions 1:00p

Chicago Bears at Indianapolis Colts 1:00p

Tennessee Titans at Miami Dolphins 1:00p

Houston Texans at Minnesota Vikings 1:00p

New York Jets at Pittsburgh Steelers 1:00p

Atlanta Falcons at Denver Broncos 4:05p

Cincinnati Bengals at Dallas Cowboys 4:25p

Buffalo Bills at Los Angeles Rams 4:25p

San Diego Chargers at Oakland Raiders 4:25p

New York Giants at Green Bay Packers * 8:30p

MONDAY, OCTOBER 10

Tampa Bay Buccaneers at Carolina Panthers 8:30p

WEEK 6

(BYES: MIN, TB)

THURSDAY, OCTOBER 13

Denver Broncos at San Diego Chargers 8:25p

SUNDAY, OCTOBER 16

San Francisco 49ers at Buffalo Bills 1:00p

Jacksonville Jaguars at Chicago Bears 1:00p

Los Angeles Rams at Detroit Lions 1:00p

Pittsburgh Steelers at Miami Dolphins 1:00p

Cincinnati Bengals at New England Patriots 1:00p

Carolina Panthers at New Orleans Saints 1:00p

Baltimore Ravens at New York Giants 1:00p

Cleveland Browns at Tennessee Titans 1:00p

Philadelphia Eagles at Washington Redskins 1:00p

Kansas City Chiefs at Oakland Raiders 4:05p

Dallas Cowboys at Green Bay Packers 4:25p

Atlanta Falcons at Seattle Seahawks 4:25p

Indianapolis Colts at Houston Texans* 8:30p

MONDAY, OCTOBER 17

New York Jets at Arizona Cardinals 8:30p

2016 NFL REGULAR SEASON SCHEDULE

ALL TIMES EASTERN

WEEK 7

(BYES: CAR, DAL)

THURSDAY, OCTOBER 20

Chicago Bears at Green Bay Packers..... 8:25p

SUNDAY, OCTOBER 23

New York Giants at Los Angeles Rams (London)..... 9:30a

Cleveland Browns at Cincinnati Bengals..... 1:00p

Washington Redskins at Detroit Lions..... 1:00p

Oakland Raiders at Jacksonville Jaguars..... 1:00p

New Orleans Saints at Kansas City Chiefs..... 1:00p

Buffalo Bills at Miami Dolphins..... 1:00p

Baltimore Ravens at New York Jets..... 1:00p

Minnesota Vikings at Philadelphia Eagles..... 1:00p

Indianapolis Colts at Tennessee Titans..... 1:00p

San Diego Chargers at Atlanta Falcons..... 4:05p

Tampa Bay Buccaneers at San Francisco 49ers..... 4:05p

New England Patriots at Pittsburgh Steelers..... 4:25p

Seattle Seahawks at Arizona Cardinals *..... 8:30p

MONDAY, OCTOBER 24

Houston Texans at Denver Broncos..... 8:30p

WEEK 8

(BYES: BAL, LA, MIA, NYG, PIT, SF)

THURSDAY, OCTOBER 27

Jacksonville Jaguars at Tennessee Titans..... 8:25p

SUNDAY, OCTOBER 30

Washington Redskins at Cincinnati Bengals (London)..... 9:30a

Green Bay Packers at Atlanta Falcons..... 1:00p

New England Patriots at Buffalo Bills..... 1:00p

New York Jets at Cleveland Browns..... 1:00p

Detroit Lions at Houston Texans..... 1:00p

Kansas City Chiefs at Indianapolis Colts..... 1:00p

Seattle Seahawks at New Orleans Saints..... 1:00p

Oakland Raiders at Tampa Bay Buccaneers..... 1:00p

San Diego Chargers at Denver Broncos..... 4:05p

Arizona Cardinals at Carolina Panthers..... 4:25p

Philadelphia Eagles at Dallas Cowboys *..... 8:30p

MONDAY, OCTOBER 31

Minnesota Vikings at Chicago Bears..... 8:30p

WEEK 9

(BYES: ARI, CHI, CIN, HOU, NE, WAS)

THURSDAY, NOVEMBER 3

Atlanta Falcons at Tampa Bay Buccaneers..... 8:25p

SUNDAY, NOVEMBER 6

Pittsburgh Steelers at Baltimore Ravens..... 1:00p

Dallas Cowboys at Cleveland Browns..... 1:00p

Jacksonville Jaguars at Kansas City Chiefs..... 1:00p

New York Jets at Miami Dolphins..... 1:00p

Detroit Lions at Minnesota Vikings..... 1:00p

Philadelphia Eagles at New York Giants..... 1:00p

Carolina Panthers at Los Angeles Rams..... 4:05p

New Orleans Saints at San Francisco 49ers..... 4:05p

Indianapolis Colts at Green Bay Packers..... 4:25p

Tennessee Titans at San Diego Chargers..... 4:25p

Denver Broncos at Oakland Raiders *..... 8:30p

MONDAY, NOVEMBER 7

Buffalo Bills at Seattle Seahawks..... 8:30p

WEEK 10

(BYES: BUF, DET, IND, OAK)

THURSDAY, NOVEMBER 10

Cleveland Browns at Baltimore Ravens..... 8:25p

SUNDAY, NOVEMBER 13

Kansas City Chiefs at Carolina Panthers..... 1:00p

Houston Texans at Jacksonville Jaguars..... 1:00p

Denver Broncos at New Orleans Saints..... 1:00p

Los Angeles Rams at New York Jets..... 1:00p

Atlanta Falcons at Philadelphia Eagles..... 1:00p

Chicago Bears at Tampa Bay Buccaneers..... 1:00p

Green Bay Packers at Tennessee Titans..... 1:00p

Minnesota Vikings at Washington Redskins..... 1:00p

Miami Dolphins at San Diego Chargers..... 4:05p

San Francisco 49ers at Arizona Cardinals..... 4:25p

Dallas Cowboys at Pittsburgh Steelers..... 4:25p

Seattle Seahawks at New England Patriots *..... 8:30p

MONDAY, NOVEMBER 14

Cincinnati Bengals at New York Giants..... 8:30p

WEEK 11

(BYES: ATL, DEN, NYJ, SD)

THURSDAY, NOVEMBER 17

New Orleans Saints at Carolina Panthers..... 8:25p

SUNDAY, NOVEMBER 20

Buffalo Bills at Cincinnati Bengals..... 1:00p

Pittsburgh Steelers at Cleveland Browns..... 1:00p

Baltimore Ravens at Dallas Cowboys..... 1:00p

Jacksonville Jaguars at Detroit Lions..... 1:00p

Tennessee Titans at Indianapolis Colts..... 1:00p

Tampa Bay Buccaneers at Kansas City Chiefs..... 1:00p

Arizona Cardinals at Minnesota Vikings..... 1:00p

Chicago Bears at New York Giants..... 1:00p

Miami Dolphins at Los Angeles Rams..... 4:05p

New England Patriots at San Francisco 49ers..... 4:25p

Philadelphia Eagles at Seattle Seahawks..... 4:25p

Green Bay Packers at Washington Redskins *..... 8:30p

MONDAY, NOVEMBER 21

Houston Texans at Oakland Raiders (Mexico City)..... 8:30p

WEEK 12

THURSDAY, NOVEMBER 24

Minnesota Vikings at Detroit Lions..... 12:30p

Washington Redskins at Dallas Cowboys..... 4:30p

Pittsburgh Steelers at Indianapolis Colts..... 8:30p

SUNDAY, NOVEMBER 27

Arizona Cardinals at Atlanta Falcons..... 1:00p

Cincinnati Bengals at Baltimore Ravens..... 1:00p

Jacksonville Jaguars at Buffalo Bills..... 1:00p

Tennessee Titans at Chicago Bears..... 1:00p

New York Giants at Cleveland Browns..... 1:00p

San Diego Chargers at Houston Texans..... 1:00p

San Francisco 49ers at Miami Dolphins..... 1:00p

Los Angeles Rams at New Orleans Saints..... 1:00p

Seattle Seahawks at Tampa Bay Buccaneers..... 4:05p

Kansas City Chiefs at Denver Broncos..... 4:25p

Carolina Panthers at Oakland Raiders..... 4:25p

New England Patriots at New York Jets *..... 8:30p

MONDAY, NOVEMBER 28

Green Bay Packers at Philadelphia Eagles..... 8:30p

2016 NFL REGULAR SEASON SCHEDULE

ALL TIMES EASTERN

WEEK 13

(BYES: CLE, TEN)

THURSDAY, DECEMBER 1

Dallas Cowboys at Minnesota Vikings 8:25p

SUNDAY, DECEMBER 4

Kansas City Chiefs at Atlanta Falcons 1:00p

Miami Dolphins at Baltimore Ravens 1:00p

San Francisco 49ers at Chicago Bears 1:00p

Philadelphia Eagles at Cincinnati Bengals 1:00p

Houston Texans at Green Bay Packers 1:00p

Denver Broncos at Jacksonville Jaguars 1:00p

Los Angeles Rams at New England Patriots 1:00p

Detroit Lions at New Orleans Saints 1:00p

Buffalo Bills at Oakland Raiders 4:05p

Washington Redskins at Arizona Cardinals 4:25p

New York Giants at Pittsburgh Steelers 4:25p

Tampa Bay Buccaneers at San Diego Chargers 4:25p

Carolina Panthers at Seattle Seahawks * 8:30p

MONDAY, DECEMBER 5

Indianapolis Colts at New York Jets 8:30p

WEEK 14

THURSDAY, DECEMBER 08

Oakland Raiders at Kansas City Chiefs 8:25p

SUNDAY, DECEMBER 11

Pittsburgh Steelers at Buffalo Bills 1:00p

San Diego Chargers at Carolina Panthers 1:00p

Cincinnati Bengals at Cleveland Browns 1:00p

Chicago Bears at Detroit Lions 1:00p

Houston Texans at Indianapolis Colts 1:00p

Minnesota Vikings at Jacksonville Jaguars 1:00p

Arizona Cardinals at Miami Dolphins 1:00p

Washington Redskins at Philadelphia Eagles 1:00p

New Orleans Saints at Tampa Bay Buccaneers 1:00p

Denver Broncos at Tennessee Titans 1:00p

New York Jets at San Francisco 49ers 4:05p

Seattle Seahawks at Green Bay Packers 4:25p

Atlanta Falcons at Los Angeles Rams 4:25p

Dallas Cowboys at New York Giants * 8:30p

MONDAY, DECEMBER 12

Baltimore Ravens at New England Patriots 8:30p

WEEK 15

THURSDAY, DECEMBER 15

Los Angeles Rams at Seattle Seahawks 8:25p

SATURDAY, DECEMBER 17

Miami Dolphins at New York Jets 8:25p

SUNDAY, DECEMBER 18

Philadelphia Eagles at Baltimore Ravens 1:00p

Cleveland Browns at Buffalo Bills 1:00p

Green Bay Packers at Chicago Bears 1:00p

Tampa Bay Buccaneers at Dallas Cowboys 1:00p

Jacksonville Jaguars at Houston Texans 1:00p

Tennessee Titans at Kansas City Chiefs 1:00p

Indianapolis Colts at Minnesota Vikings 1:00p

Detroit Lions at New York Giants 1:00p

New Orleans Saints at Arizona Cardinals 4:05p

San Francisco 49ers at Atlanta Falcons 4:05p

New England Patriots at Denver Broncos 4:25p

Oakland Raiders at San Diego Chargers 4:25p

Pittsburgh Steelers at Cincinnati Bengals * 8:30p

MONDAY, DECEMBER 21

Carolina Panthers at Washington Redskins 8:30p

WEEK 16

THURSDAY, DECEMBER 22

New York Giants at Philadelphia Eagles 8:25p

SATURDAY, DECEMBER 24

Miami Dolphins at Buffalo Bills 1:00p

Atlanta Falcons at Carolina Panthers 1:00p

Washington Redskins at Chicago Bears 1:00p

San Diego Chargers at Cleveland Browns 1:00p

Minnesota Vikings at Green Bay Packers 1:00p

Tennessee Titans at Jacksonville Jaguars 1:00p

New York Jets at New England Patriots 1:00p

Tampa Bay Buccaneers at New Orleans Saints 1:00p

Indianapolis Colts at Oakland Raiders 4:05p

San Francisco 49ers at Los Angeles Rams 4:25p

Arizona Cardinals at Seattle Seahawks 4:25p

Cincinnati Bengals at Houston Texans 8:25p

SUNDAY, DECEMBER 25

Baltimore Ravens at Pittsburgh Steelers 4:30p

Denver Broncos at Kansas City Chiefs 8:30p

MONDAY, DECEMBER 26

Detroit Lions at Dallas Cowboys 8:30p

WEEK 17

SUNDAY, JANUARY 1, 2017

New Orleans Saints at Atlanta Falcons 1:00p

Baltimore Ravens at Cincinnati Bengals 1:00p

Green Bay Packers at Detroit Lions 1:00p

Jacksonville Jaguars at Indianapolis Colts 1:00p

New England Patriots at Miami Dolphins 1:00p

Chicago Bears at Minnesota Vikings 1:00p

Buffalo Bills at New York Jets 1:00p

Dallas Cowboys at Philadelphia Eagles 1:00p

Cleveland Browns at Pittsburgh Steelers 1:00p

Carolina Panthers at Tampa Bay Buccaneers 1:00p

Houston Texans at Tennessee Titans 1:00p

New York Giants at Washington Redskins 1:00p

Oakland Raiders at Denver Broncos 4:25p

Arizona Cardinals at Los Angeles Rams 4:25p

Kansas City Chiefs at San Diego Chargers 4:25p

Seattle Seahawks at San Francisco 49ers 4:25p

NFL POSTSEASON

SATURDAY, JANUARY 7 / SUNDAY, JANUARY 8

AFC and NFC Wild Card Playoffs

SATURDAY, JANUARY 14 / SUNDAY, JANUARY 15

AFC and NFC Divisional Playoffs

SUNDAY, JANUARY 22

AFC and NFC Championship Games

SUNDAY, FEBRUARY 5

Super Bowl 51 in Houston (FOX)

* - Sunday night games in Weeks 5-16 subject to change

INDEX

A-I

Abato, Theresa	78	Dubé, Jon	73
Aiken, Kamar	93	Dumervil, Elvis	121
Aiken Shined in 2015	94	Sacks of Doom	123
Alexander, Chad	66	Ed Block Courage Award Winners	170
Allen, Javorius	96	Elam, Matt	124
Behind Enemy Lines	97	Eller, Bob	75
Best Postseason Mark	97	Engram, Bobby	35
All Community Team	86	Ravens Wide Receivers Shine	36
All-Time Rankings, Defense	394	Extra Effort Award	150
All-Time Rankings, Offense	393	Facility, Under Armour Performance Center	84
All-Time Win/Loss Results	327	Firsts, M&T Bank Stadium	143
Andres, Michelle	75	Firsts, Ravens Franchise	105
Angulo, Richard	29	Flacco, Joe	126
Ravens Rookie Tight Ends	29	Game-Winning Drives	127
Arrington, Kyle	98	January Joe	128
Attendance, All-Time	309	Just-Win Joe	129
Azevedo, Mark	69	Playoff Perfection	132
Baltimore Football History	292	Forsett, Justin	133
Baltimore Ravens History	292	Forsett's Finishes 2015 on IR	134
Band, Marching Ravens	436	Foundations, Ravens	86
Barnett, Juney	54	Frazier, Leslie	37
Bischoff, Andy	52	Welcome to Baltimore, Weddle	38
Bisciotti, Steve	6	Fusee, Nick	78
Blackburn, David	69	Game-by-Game Defense, 2015	267
Boyle, Nick	100	Game-by-Game Offense, 2015	266
Brigance, O.J.	65	Game-by-Game Summaries, 2015	268
Brooks, Clarence	30	Gillmore, Crockett	136
Williams Dominates at DT	31	Glowik, Jack	70
Brooks, Terrence	102	Goering, Jeff	76
Playoff Picks	102	Guy, Lawrence	138
Defensive Numbers to Rave About	103	Hammock, Thomas	39
Brown, Arthur	104	Run Game Notes	40
Brown, Daniel	106	Harbaugh, John	16
Brown, Randy	55	Harbaugh Year-by-Year	17
Butler, Jeremy	107	Ravens Under Harbaugh	17
Byrne, Kevin	72	Making his Mark	21
Campanaro, Michael	108	Harbaugh in the Playoffs	22
Canady, Maurice	246	Harbaugh Immortalized with Statue at Alma Mater	73
Carter, Chris	110	Hendrickson, Milt	67
16 Years of Dominance	111	Ravens Rookie Free Agent Success	67
Cass, Dick	8	Henry, Willie	240
Castillo, Juan	32	Hewitt, Chris	41
Prime Protection	32	Profitable Returns	42
Cheerleaders	436	At Home Under Harbaugh	42
Clay, Kaelin	112	Horton, Chris	43
Coaches, All-Time	58	Honor Roll, 2015	258
Coaching Tree	58	Honor Rows	437
Cohen, Scott	55	Honors, Ravens, All-Time	310
Coller, Jim	78	Honors, Ravens, 2015	265
Comeback Victories	182	Hortiz, Joe	63
Community	86	The "20/20 Club"	63
Correa, Kamalei	234	How the 2015 Ravens Were Built	264
Cox, Morgan	114	Hurst, James	140
A Strong Return	115	Individual Records	396
Cullen, Joe	34	Combined Kick Returns	407
Cunningham, Ian	70	Combined Yards Gained	403
Davis, Carl	116	Field Goals, Longest	408
Getting 'Em Out	117	Fumbles	405
Davis, Will	118	Interceptions	404
Home Fast Facts	119	Kickoff Returns	407
Playoff Performers	119	Passing	399
DeCosta, Eric	59	Punt Returns	406
Success Across the Draft Board	60	Punting	408
Defensive TDs, All-Time	398	Receiving	401
Dixon, Kenneth	241	Rushing	402
Draft Success Across The Board	242	Sacks	405
Downs, Brad	78	Scoring	396
Ducasse, Vladimir	120	Scrimmage Yards	403
Draft Choices, 2015		Service	396
All-Time	323	Tackles	405
College	325	INT Returns for TDs, All-Time	260

INDEX

J-P

Jackson, Elizabeth	79	Super Bowls Since 2000	13
Jankowski, Bill	79	Top 5 GMs	14
Jensen, Ryan	141	GM/HC Combos	14
Jernigan, Timmy	142	Newsome, Vincent	62
Johnny Unitas Statue	435	NFL Rankings, 2015	284
Johnson, Josh	144	NFL Schedule, 2016	443
Jones, Dwaune	71	NFL Standings, 2015	285
Judon, Matthew	243	Ogden, Jonathan (Hall of Famer)	304
Juszczyk, Kyle	146	Opponents, Ravens vs. NFL	334
“Juice” Leads the Way	147	Opponents, Single-Game Bests	416
Kaufusi, Bronson	235	Orr, Zachary	166
Homegrown Pro Bowlers	236	Shutout City	166
The Wizard’s Draft Magic	236	Protecting the Bank	167
Koch, Sam	148	Overtime Games, All-Time	327
NFL’s Best Punters	149	Parsons, Dan	55
Pin ‘Em Deep	150	Pees, Dean	25
Soaring with Sam	151	Bringing the Heat	25
Kokinis, George	64	Defensive Numbers to Rave About	26
Koppelman, Baker	76	Perriman, Breshad	168
Largest Crowds	333	Pitta, Dennis	169
LEED Environmental Award	439	Protect the Pigskin	171
Levine Sr., Anthony	152	Players, 2015	93
Profitable Returns	153	Draft Choices	232
Lewis, Alex	239	First-Year Players	247
Lewis, Kendrick	154	Rookie Free Agents	249
Lewis, Ray (Ravens Legend)	305	Veterans	93
Lewis, Ray (Statue)	435	Player Foundations	86
Lewis-Moore, Kapron	156	Player Honors, 2015	265
The M&T Advantage	157	Player Honors, All-Time	310
M&T Bank Stadium	433	Player Participation, 2015	261
Amenities	435	Postseason Individual Records	417
Entertainment	436	Combined Kick Returns	424
Events	433	Combined Yards Gained	421
History	433	Fumbles	422
Johnny Unitas Statue	435	Interceptions	422
RavensVision Video Screens	434	Kickoff Returns	424
Ray Lewis Statue	435	Passing	418
Seating	435	Punt Returns	423
Seating Chart	440	Punting	425
Tailgating	435	Receiving	419
Transportation	435	Rushing	420
M&T Bank/Ravens partnership	79, 437	Sacks	422
Macdonald, Mike	44	Scoring	417
Charm City Sacks	44	Scrimmage Yards	421
Mallett, Ryan	158	Service	417
Top Offensive Outputs	159	Tackles	422
Man of the Year, Ravens	313	Postseason Team Records	426
Markison, Jessica	64	First Downs	426
Martindale, Don	45	Fumbles	428
Mosley is Masterful at Linebacker	46	Interceptions	429
Mascot	436	Kickoff Returns	428
Matthews, Chris	160	Net Yards	426
AFC North Crowns	160	Passing	427
Streak of 350+	161	Penalties	428
McClellan, Albert	162	Punt Returns	427
Sack Differential	163	Punting	427
McLaughlin, Megan	55	Rushing	426
Medical Staff	84	Scoring	426
Moore, Chris	238	Turnovers	428
Moriarty, Pat	61	Wins/Losses	426
Mornhinweg, Marty	47	Powers, Jerraud	172
Mosley, C.J.	164	Preseason Results, All-Time	328
Newsome, Ozzie	9	Primetime Ravens	326
Ozzie Newsome Snapshot	9	Pro Bowl Ravens, 2015	258
Standout Free Agent Signings	11	Pro Bowl Ravens, All-Time	312
Ravens First-Round Picks	12	Pronunciation Guide	157

INDEX

R-Z

Rankings, Ravens All-Time	393	Swayne, Harry	66
Rankings, Ravens Year-by-Year Totals	395	Taliaferro, Lorenzo	194
Defensive Dominance	395	Limiting Mistakes	195
Rankings, Top 2015 Ravens	284	Team Records	409
Raphael, Andrew	71	Defeats	409
Ravens Foundation, Inc.	86	First Downs	410
Ravens History	292	Fumbles	414
Ravens Radio Network/Affiliates	441	Interceptions	414
Ray Lewis Statue	435	Kickoff Returns	413
Records, Individual	396	Net Yards	411
Records, Opponents (Single-Game)	416	Passing	412
Records, Team	409	Penalties	415
Reed, Ed (Ravens Legend)	307	Punt Returns	413
Results, All-Time	329	Punting	413
Results, Preseason, All-Time	328	Rushing	411
Reynolds, Keenan	244	Scoring	409
Richardson, Trent	174	Turnovers	415
Ring of Honor	313	Victories	409
Rochlitz, Kevin	77	Television Programming	442
Rogucki, Bob	54	Top 10 Offensive/Defensive Games	113
Rolle, Jumal	176	Touchdown For Teachers	438
Red Zone Success	176	Trades, All-Time	309
Oh So Special Teams	177	Trestman, Marc	27
Rosburg, Jerry	23	QB's Well Protected	28
Standouts Under Rosburg	23	Ravens "O" Hits the Marc	28
Roster, All-Time	314	Tucker, Justin	196
Rosters, 2016	253	An All-Time Great	197
Saunders, Steve	56	Tuck is on Point	199
Schedule & Team Information, 2015	1	Turnover Table 2000-15	101
Schedule, NFL, 2016	443	Under Armour Performance Center	84
Scoring, All-Time	397	Unitas, Johnny (Statue)	435
Season Trends, 2015	258	Unsung Hero Award	218
Seating Chart, M&T Bank Stadium	440	Urban, Brent	200
Shen, Eugene	56	Quite the Streak	200
Sheridan, William	74	"D" Sout Under Harbaugh	201
Shutouts, All-Time	326	Urschel, John	202
Smith, Jimmy	178	Brains and Braun	203
Ravens "D" Finished Hot	179	Ver Steeg, Craig	49
M&T Bank Security	180	Wagner, Rick	204
Smith, Mark	74	Wallace, Mike	205
Smith, Za'Darius	181	Waller, Darren	207
Shut 'Em Down	181	Washington, Todd	51
Sacks by Smith	182	Watson, Benjamin	208
Smith Sr., Steve	183	Quite the Catch	209
Seasons of a Thousand	184	Webb, Lardarius	211
Smith Sr.'s 100s	185	Caught In His Webb	213
Active Bests	187	Home Sweet Home	214
Big-Play Agent 89	188	Weddle, Eric	215
Sommerhof, Roy	77	Safety Thieves	217
Stadium	433	Weiss, Matt	53
Staff Assistants, 2016	57	Wesley, De'Ondre	218
Staff Directory	4	West, Terrance	219
Staff Photos	80	2015 Tale of the Tape	220
Stanley, Ronnie	233	Wilkins, Drew	56
Starters, Game-by-Game, 2015	263	Williams, Brandon	221
Statistics, Cumulative, 1996-2014	341	Williams, Maxx	223
Statistics, Defensive/Special Teams, 2015	258	Wilson, Julian	224
Statistics, Preseason, 2015	259	Wright, Shareece	225
Statistics, Regular Season, 2015	257	Yanda, Marshal	227
Steele, Chad	79	Perennial Pro Bowler	229
Stern, Daniel	56	Among The Best	229
Suggs, Terrell	189	Young, Lonnie	68
Ravens Sacks Leader	190	Ravens Draft Wizardry	68
NFL's Dominant Pass Rushers	191	Young, Tavon	237
Super Bowl XXXV	291	Zuttah, Jeremy	230
Super Bowl XLVII	289	Ravens Are Aggressive	231




3 HOURS
BEFORE EVERY KICKOFF WITH
KIRK MCEWEN



WBAL NEWS NOW
BRYAN NEHMAN
5-9AM



 <p>M&T Bank</p> <p>4000 1234 5678 9010</p> <p>4000 GOOD THRU 12/20 DEBIT</p> <p>RAVENS FAN VISA</p>	<p>HEIGHT 2.125"</p>
	<p>WEIGHT 0.2 oz.</p>
	<p>HOMETOWN Baltimore</p>
	<p>POSITION Next to driver's license</p>

Your wallet's MVP.

Our team is important.

Show off your purple pride with the exclusive Ravens Debit Card from M&T Bank. With access to special offers like discounts at the Ravens Team Store, you'd better believe this little card is a huge playmaker. But it's only available at M&T, so rush in today!

mtb.com/ravens

M&T Bank
Official Bank of the Baltimore Ravens

Unless otherwise specified, all advertised offers and terms and conditions of accounts and services are subject to change at any time without notice. After an account is opened or service begins, it is subject to its features, conditions and terms, which are subject to change at any time in accordance with applicable laws and agreements. Please contact an M&T representative for full details. ©2016 M&T Bank. Member FDIC. CS13033 (6/16)