



B A L T I M O R E

# RAVENS

2018 MEDIA GUIDE



# START YOUR WEEKDAY MORNINGS

WBALTV  
NEWS 11  
TODAY

4:30 - 7:00AM



AVA  
MARIE

JASON  
NEWTON

MINDY  
BASARA

LACEE  
GRIFFITH

WBALTV  
NEWS 11



LIVE. LOCAL. LATEBREAKING.

# BALTIMORE RAVENS MEDIA GUIDE

## 2018 RAVENS SCHEDULE

### PRESEASON

DAY	DATE	OPPONENT	LOCATION	TIME	TELEVISION
Thurs.	Aug. 2	vs. Chicago Bears	Tom Benson HOF Stadium	8:00 p.m.	NBC
<b>Thurs.</b>	<b>Aug. 9</b>	<b>LOS ANGELES RAMS</b>	<b>M&amp;T BANK STADIUM</b>	<b>7:30 p.m.</b>	WBAL-TV
Mon.	Aug. 20	at Indianapolis Colts	Lucas Oil Stadium	8:00 p.m.	ESPN
Sat.	Aug. 25	at Miami Dolphins	Hard Rock Stadium	7:00 p.m.	WBAL-TV
<b>Thurs.</b>	<b>Aug. 30</b>	<b>WASHINGTON REDSKINS</b>	<b>M&amp;T BANK STADIUM</b>	<b>7:30 p.m.</b>	WBAL-TV

### REGULAR SEASON

DAY	DATE	OPPONENT	LOCATION	TIME	TELEVISION
<b>Sun.</b>	<b>Sept. 9</b>	<b>BUFFALO BILLS</b>	<b>M&amp;T BANK STADIUM</b>	<b>1:00 p.m.</b>	<b>CBS (WJZ)</b>
Thurs.	Sept. 13	at Cincinnati Bengals	Paul Brown Stadium	8:20 p.m.	NFL Network
<b>Sun.</b>	<b>Sept. 23</b>	<b>DENVER BRONCOS</b>	<b>M&amp;T BANK STADIUM</b>	<b>1:00 p.m.</b>	<b>CBS (WJZ)</b>
Sun.	Sept. 30	at Pittsburgh Steelers	Heinz Field	8:20 p.m.	NBC (WBAL)
Sun.	Oct. 7*	at Cleveland Browns	FirstEnergy Stadium	1:00 p.m.	CBS (WJZ)
Sun.	Oct. 14*	at Tennessee Titans	Nissan Stadium	4:25 p.m.	CBS (WJZ)
<b>Sun.</b>	<b>Oct. 21*</b>	<b>NEW ORLEANS SAINTS</b>	<b>M&amp;T BANK STADIUM</b>	<b>4:05 p.m.</b>	<b>FOX (WBFF)</b>
Sun.	Oct. 28*	at Carolina Panthers	Bank of America Stadium	1:00 p.m.	CBS (WJZ)
<b>Sun.</b>	<b>Nov. 4*</b>	<b>PITTSBURGH STEELERS</b>	<b>M&amp;T BANK STADIUM</b>	<b>1:00 p.m.</b>	<b>CBS (WJZ)</b>
Sun.	Nov. 11	BYE			
<b>Sun.</b>	<b>Nov. 18*</b>	<b>CINCINNATI BENGALS</b>	<b>M&amp;T BANK STADIUM</b>	<b>1:00 p.m.</b>	<b>CBS (WJZ)</b>
<b>Sun.</b>	<b>Nov. 25*</b>	<b>OAKLAND RAIDERS</b>	<b>M&amp;T BANK STADIUM</b>	<b>1:00 p.m.</b>	<b>CBS (WJZ)</b>
Sun.	Dec. 2*	at Atlanta Falcons	Mercedes-Benz Stadium	1:00 p.m.	CBS (WJZ)
Sun.	Dec. 9*	at Kansas City Chiefs	Arrowhead Stadium	1:00 p.m.	CBS (WJZ)
<b>Sun.</b>	<b>Dec. 16*</b>	<b>TAMPA BAY BUCCANEERS</b>	<b>M&amp;T BANK STADIUM</b>	<b>1:00 p.m.</b>	<b>FOX (WBFF)</b>
Sat./Sun.	Dec. 22/23*	at Los Angeles Chargers	StubHub Center	TBD	TBD
<b>Sun.</b>	<b>Dec. 30*</b>	<b>CLEVELAND BROWNS</b>	<b>M&amp;T BANK STADIUM</b>	<b>1:00 p.m.</b>	<b>CBS (WJZ)</b>

HOME GAMES IN CAPS AND BOLD • All Times Eastern

**Week 16 at Chargers Note:** The NFL will decide no later than after Week 8 whether Ravens-Chargers will be played on Saturday (Dec. 22) or Sunday (Dec. 23). If the game is played on Saturday, it will be at either 4:30 p.m. ET or 8:20 p.m. ET on the NFL Network; if the game is selected for Sunday, it will be 4:25 p.m. ET on CBS.

\*Flexible Schedule Games; All Sunday NFL games scheduled in Weeks 5-17 are eligible to be moved to Sunday Night Football.

All games broadcast on the Ravens Gameday Radio Network, presented by Geico, on WBAL Radio (1090 AM) and 98Rock (97.9 FM), on BaltimoreRavens.com, the Ravens' mobile and tablet apps and across 21 regional affiliates (see page 424 for a list).

## RAVENS FACILITIES



**Under Armour Performance Center**  
Football Operations  
1 Winning Drive  
Owings Mills, MD 21117  
(410) 701-4000 (Main)  
(410) 701-4100 (PR Fax)



**M&T Bank Stadium**  
(capacity: 71,008)  
1101 Russell St.  
Baltimore, MD 21230  
(410) 261-RAVE (7283)  
Fax: (410) 468-1340



## CONNECT WITH THE RAVENS



[www.baltimoreravens.com](http://www.baltimoreravens.com)



Ravens app: [baltimoreravens.com/app](http://baltimoreravens.com/app)



[twitter.com/ravens](https://twitter.com/ravens)



[instagram.com/ravens](https://www.instagram.com/ravens)



[facebook.com/baltimoreravens](https://facebook.com/baltimoreravens)



[youtube.com/user/baltimoreravens](https://youtube.com/user/baltimoreravens)

## BALTIMORE RAVENS PUBLIC RELATIONS

**Kevin Byrne** . . . . . Exec. Vice President of Public & Community Relations . . . . . 410-701-4023 . . . . . [kevin.byrne@ravens.nfl.net](mailto:kevin.byrne@ravens.nfl.net)  
**Chad Steele** . . . . . Vice President of Public Relations . . . . . 410-701-4152 . . . . . [chad.steele@ravens.nfl.net](mailto:chad.steele@ravens.nfl.net)  
**Patrick Gleason** . . . . . Director of Public Relations . . . . . 410-701-4161 . . . . . [patrick.gleason@ravens.nfl.net](mailto:patrick.gleason@ravens.nfl.net)  
**Tom Valente** . . . . . Public Relations Manager . . . . . 410-701-4158 . . . . . [tom.valente@ravens.nfl.net](mailto:tom.valente@ravens.nfl.net)  
**Marisol Renner** . . . . . Publications & Public Relations Specialist . . . . . 410-701-4157 . . . . . [marisol.renner@ravens.nfl.net](mailto:marisol.renner@ravens.nfl.net)

# TABLE OF CONTENTS

## ORGANIZATION

2018 Schedule and Team Information	1
Chad Alexander	62
Assistant Coaches	32
Steve Bisciotti	6
O.J. Brigance	60
Kevin Byrne	69
Dick Cass	8
Coaches, All-Time	53
Community	85
Eric DeCosta	54
Jon Dubé	70
Brandon Etheridge	71
Facility, Ravens Training Complex	1, 83
John Harbaugh	17
Joe Hortiz	58
George Kokinis	59
Jessica Markison	59
Don Martindale	27
Jameel McClain	62
Medical Staff	82
Ron Medlin	70
Pat Moriarty	56
Marty Mornhinweg	29
Ozzie Newsome	9
Vincent Newsome	57
Player Personnel Staff	63
Ravens Foundation, Inc.	85
Jerry Rosburg	25
Greg Roman	31
William Sheridan	71
Staff Directory	3
Staff, Executive	72
Staff Photos	78
Harry Swayne	61

## PLAYERS

Draft Choices	215
First-Year Players	229
Pronunciation Guide	152
Undrafted Rookie Free Agents	230
Rosters	237
Veterans	89

## 2017 REVIEW

Game-by-Game Summaries	250
Honor Roll	240
How Ravens Were Built	246
NFL Rankings	266
NFL Standings	267
Player Honors (Milestones)	247
Player Participation	243
Pro Bowl Ravens	240
Season Trends	240

## 2017 REVIEW CONTINUED

Starters, Game-by-Game	245
Statistics, Game-by-Game	248
Statistics, Preseason	241
Statistics, Regular Season	239

## HISTORY

Attendance	309
Baltimore Football History	272
Draft Choices, All-Time	305
Draft Choices, Colleges	308
Largest Crowds	324
Ray Lewis (Ravens Legend & Hall of Famer)	287
Jonathan Ogden (Ravens Legend & Hall of Famer)	286
Opponents, Ravens vs. NFL	318
Overtime Games	311
Player Honors	292
Preseason Results	312
Primetime Ravens	310
Pro Bowl Ravens	294
Ravens History	272
Ed Reed (Ravens Legend)	289
Regular Season & Postseason Results	313
Ring of Honor/Man of the Year	295
Roster, All-Time	296
Shutouts	309
Statistics, Cumulative, 1996-2016	325
Super Bowl XXXV	271
Super Bowl XLVII	269
Trades, All-Time	291
Win/Loss Results	311

## RECORDS

Defensive Touchdowns	383
Individual Records	380
Opponent Single-Game Bests	401
Rankings, Ravens	377
Postseason, Individual	402
Postseason, Team	411
Team Records	394

## GAMEDAY

Amenities, M&T Bank Stadium	418
Entertainment	419
Honor Rows	420
LEED Environmental Award	422
M&T Bank Stadium	415
NFL Important Dates, 2018-19	429
NFL Schedule, 2018	426
Ravens Radio Network/Affiliates	424
Stadium Seating Chart	423
Statues, Ray Lewis & Johnny Unitas	418
Television Programming	425
Touchdown For Teachers	421

## MEDIA GUIDE ACKNOWLEDGEMENTS

The 2018 Baltimore Ravens Media Guide was prepared by the team's public relations department. An electronic version of the guide is available in the press room on [baltimoreravens.com](http://www.baltimoreravens.com) or at this direct url: <http://www.baltimoreravens.com/news/press-room/>. We extend a special thank you to past staff members of the Ravens' PR department who have contributed to the publication of the media guide since 1996.

**Executive Editor:** Marisol Renner

**Editors:** Patrick Gleason, Tom Valente & Megan Boyle **Art Directors:** Ken Lisse & Nick Prevas

**Contributors:** Kevin Byrne, Heather Darney, Chad Steele, Kelly Tallant

**Photographers:** Phil Hoffmann, Shawn Hubbard, Sid Keiser, Paul Spinelli, AP Images

*The 2018 Baltimore Ravens Media Guide was printed by Schmitz Press in Sparks, MD. [www.schmitzpress.com](http://www.schmitzpress.com)*

Copyright © 2018 Baltimore Ravens





# 2018 STAFF DIRECTORY

## EXECUTIVE

Stephen J. Bisciotti ..... Owner  
Richard W. Cass ..... President  
Pam Lund ..... Executive Assistant to the Owner  
Lisa Dixon ..... Director of Special Events/Special Asst. to the President  
Ron Shapiro ..... Special Advisor to the Owner

## LEGAL

Brandon Etheridge ..... General Counsel  
Kristin Stortini ..... Assistant General Counsel

## ADMINISTRATION

Jeff Goering ..... Sr. Vice President/Chief Financial Officer  
Jim Coller ..... Vice President of Finance  
Reba Koppelman ..... Director of Finance  
Dana Cline ..... Sr. Payables Manager  
Liz McCroskey ..... Accounting Manager  
Valarie Wideman ..... Receptionist

## HUMAN RESOURCES

Elizabeth Mearman ..... Vice President of Human Resources  
Julie Tambussi ..... Sr. Human Resources Generalist  
Jillian Black ..... Payroll Manager  
Lindsay Pinckney ..... Human Resources Coordinator  
Patti Holtery ..... Sr. Payroll Specialist

## INFORMATION TECHNOLOGY

Bill Jankowski ..... Vice President of Information Technology  
Nick Fusee ..... Vice President of Networking & Hardware  
Jeremy Parks ..... Sr. Database Architect  
Evan Woodard ..... Information Technology Security Manager  
Kevin Boyle ..... Information Technology Coordinator

## PUBLIC & COMMUNITY RELATIONS

Kevin Byrne ..... Exec. Vice President - Public & Community Relations  
Chad Steele ..... Vice President of Public Relations  
Patrick Gleason ..... Director of Public Relations  
Tom Valente ..... Public Relations Manager  
Marisol Renner ..... Publications & Public Relations Specialist

## COMMUNITY RELATIONS

Heather Darney ..... Director of Community Relations/  
Executive Director, Ravens Foundation  
Kelly Tallant ..... Community Relations Manager  
Keenan Harrell ..... Community Relations Coordinator

## OPERATIONS, SECURITY, FIELDS & GROUNDS

Bob Eller ..... Sr. Vice President of Operations  
Joan Fennekohl ..... Director of Team Travel  
Keith Mathews ..... Director of Facilities Maintenance  
Matt Klug ..... Facilities Maintenance Manager  
Marlon McLean ..... Facilities Assistant  
David Ghostlaw ..... Team Operations Coordinator

## TEAM SERVICES

Bud Reinecke ..... Sr. Manager of Team Services  
Jerry Bolling ..... Assistant Manager of Team Services  
Joe Heller ..... Assistant Manager of Team Services  
Denny Brothers ..... Team Services Assistant

### Team Services Assistants

Avon Bryant	Jerome Gilmore
David Camak	James Howard
Bobby Chesney	Kirsten Koenig
Tom Curtis	Terry Lewis
Denard Davis	John Swann
Louis Dixon	Frank Thomas
James Fulton	Jawan Yancey

## OPERATIONS, SECURITY, FIELDS & GROUNDS CONT'D

### SECURITY

Darren Sanders ..... Vice President of Security  
Craig Singletery ..... Sr. Security Manager  
Melvin Cross ..... Security  
Frank Fornoff ..... Security  
Jesse Oden ..... Security

### FIELDS & GROUNDS

Don Follett ..... Head Groundskeeper/Sr. Director of Fields & Grounds  
Bryan Filkins ..... Sr. Manager/Asst. Head Groundskeeper/Equipment Asst.  
Sean Kauffman ..... Sr. Manager/Assistant Head Groundskeeper  
P.J. Petel ..... Field & Grounds Supervisor/Equipment Assistant  
Eric Evers ..... Groundskeeper/Equipment Assistant  
Will Ranney ..... Groundskeeper/Equipment Assistant  
Sean Kane ..... Groundskeeper  
Jarod Knopp ..... Groundskeeper

## CORPORATE SALES & BUSINESS DEVELOPMENT

Kevin Rochlitz ..... Sr. VP of Corporate Sales & Business Development  
Aaron Cline ..... Director of Sales  
Dan Condon ..... Corporate Sales Sr. Account Executive  
Trey Bennett ..... Corporate Sales Account Executive  
Randy McCluskey ..... Corporate Sales Account Executive  
Chris Wack ..... Corporate Sales Account Executive

### CLIENT SERVICES

Kate Kasabula ..... Director of Client Services  
Cindy Browning ..... Media & Client Services Manager  
Molly Sjurson ..... Client Services Manager  
Matt Kempel ..... Client Services Coordinator  
Jillian Magnotta ..... Client Services Coordinator  
Mattie Wood ..... Client Services Representative

### SUITE SALES & SERVICE

Theresa Abato ..... Vice President of Suite Sales & Service  
Josh Hartman ..... Director of Suite Sales & Business Development  
Hayward Caswell ..... Suite Services Coordinator

## MARKETING

Brad Downs ..... Vice President of Marketing  
Kim Ferguson ..... Director, Activation & Fan Development  
Ilsa Marden ..... Director, Events & Game Entertainment  
Ken Lisse ..... Senior Designer  
Laura Humphreys ..... Sr. Manager, Marketing & Activation  
Katie Bollinger ..... Manager, Marketing & Fan Development  
Deandra Duggans ..... Manager, Advertising & Branding  
Matt Little ..... Manager, Marketing & Football Outreach  
Nick Prevas ..... Graphic Design Manager  
Anneliese Bruce ..... Graphic Designer  
Jordyn Johnson ..... Events & Entertainment Coordinator  
Adam Rudel ..... Marketing & Football Outreach Coordinator  
Rob Tune ..... Entertainment & Events Coordinator  
Brandon Williams ..... Mascot Coordinator  
Tina Galdieri ..... Cheer Coordinator  
John Ziemann ..... Marching Ravens President

## STADIUM OPERATIONS & GUEST EXPERIENCE

Roy Sommerhof ..... Sr. Vice President of Stadium Operations  
John Cline ..... Director of Event Operations  
Jobie Waldt ..... Director of Stadium Operations  
Evan Cohen ..... Stadium Operations Manager

### GUEST EXPERIENCE

Rich Tamayo ..... Director of Guest Experience  
Colleen Helak ..... Guest Experience Manager  
Moe Shoots ..... Guest Experience Coordinator

# 2018 STAFF DIRECTORY

## RAVENS MEDIA

Michelle Andres . . . . . Sr. Vice President of Ravens Media  
 Jay O'Brien . . . . . Vice President, Broadcasting & Gameday Productions  
 Matt Brevet . . . . . Director of Production  
 Eddie Coughlan . . . . . Director of Photography  
 Steve Groff . . . . . Director of Broadcast Technical Operations  
 Dave Lang . . . . . Director of Digital Media  
 Ryan Mink . . . . . Editorial Manager  
 Garrett Downing . . . . . Social Media Manager/Digital Host  
 Phil Cunningham . . . . . Producer  
 Cody Williams . . . . . Manager of Business Intelligence & Digital Sponsorship  
 John Eisenberg . . . . . Columnist  
 Erin Herbert . . . . . Digital Media Manager  
 Nick Modisett . . . . . Cinematographer  
 Cassie Calvert . . . . . Social Media Coordinator  
 Jack Dana . . . . . Broadcasting Media Coordinator  
 Brittany Jorge . . . . . Motion Graphics Coordinator  
 Jessie Knaak . . . . . Broadcasting Coordinator  
 Jack Nicastro . . . . . Business Intelligence & Digital Sponsorship Coordinator  
 Jeff Atkinson . . . . . Cinematographer  
 Mark Mariaca . . . . . Audio Engineer  
 Phil Hoffmann . . . . . Team Photographer  
 Shawn Hubbard . . . . . Team Photographer

## COACHING

John Harbaugh . . . . . Head Coach  
 Jerry Rosburg . . . . . Special Teams Coordinator/Associate Head Coach  
 Don Martindale . . . . . Defensive Coordinator  
 Marty Mornhinweg . . . . . Offensive Coordinator  
 Greg Roman . . . . . Assistant Head Coach/Tight Ends  
 Richard Angulo . . . . . Assistant Offensive Line Coach  
 Andy Bischoff . . . . . Offensive Assistant/Tight Ends  
 Joe Cullen . . . . . Defensive Line Coach  
 Joe D'Alessandris . . . . . Offensive Line Coach  
 Bobby Engram . . . . . Wide Receivers Coach  
 Thomas Hammock . . . . . Running Backs Coach  
 Chris Hewitt . . . . . Secondary Coach  
 Chris Horton . . . . . Assistant Special Teams  
 Sterling Lucas . . . . . Quality Control - Defense  
 Mike Macdonald . . . . . Linebackers Coach  
 James Urban . . . . . Quarterbacks Coach  
 Craig Ver Steeg . . . . . Senior Offensive Assistant  
 Matt Weiss . . . . . Football Strategy Coordinator/Wide Receivers  
 Drew Wilkins . . . . . Assistant Defensive Line/Outside Linebackers

## SUPPORT STAFF

Randy Brown . . . . . Specialists Coach  
 Megan McLaughlin . . . . . Football Information Manager  
 Dan Parsons . . . . . Assistant to the Head Coach  
 Brian Duker . . . . . Coaching Analyst  
 Jesse Minter . . . . . Coaching Analyst  
 T.J. Weist . . . . . Coaching Analyst

## ANALYTICS DEPARTMENT

Scott Cohen . . . . . Senior Opponent Analyst  
 Eugene Shen . . . . . Senior Football Analyst  
 Daniel Stern . . . . . Football Analyst

## PERFORMANCE DEPARTMENT

Steve Saunders . . . . . Head Strength & Conditioning Coach  
 Juney Barnett . . . . . Assistant Strength & Conditioning Coach  
 Brian Ellis . . . . . Staff Assistant - Performance  
 Sam Rosengarten . . . . . Analytics Assistant - Performance  
 Ron Shrift . . . . . Staff Assistant - Performance  
 Travis Switzer . . . . . Staff Assistant - Performance

## PLAYER PERSONNEL

Ozzie Newsome . . . . . General Manager & Executive Vice President  
 Eric DeCosta . . . . . Assistant General Manager  
 Pat Moriarty . . . . . Sr. Vice President of Football Administration  
 Vincent Newsome . . . . . Director of Pro Personnel  
 Joe Hortiz . . . . . Director of College Scouting  
 Jessica Markison . . . . . Director of Football Administration  
 George Kokinis . . . . . Sr. Personnel Assistant  
 Harry Swayne . . . . . Director of Player Engagement  
 O.J. Brigance . . . . . Sr. Advisor to Player Engagement  
 Chad Alexander . . . . . Assistant Director of Pro Personnel  
 Jameel McClain . . . . . Assistant Director of Player Engagement  
 Milt Hendrickson . . . . . National Scout  
 Lonnie Young . . . . . National Scout  
 Mark Azevedo . . . . . Northeast Area Scout  
 Brandon Berning . . . . . Midwest/Southwest Area Scout  
 David Blackburn . . . . . West Area Scout  
 Dwaune Jones . . . . . Midwest Area Scout  
 Andrew Raphael . . . . . Southeast Area Scout  
 Bobby Vega . . . . . East Area Scout  
 Kevin Weidl . . . . . Southeast/Southwest Area Scout  
 Joey Cleary . . . . . College & Pro Scout  
 David McDonald . . . . . Football Systems Developer  
 Corey Krawiec . . . . . Manager, Player Evaluation & Analytics  
 Houegnon "Q" Attenoukon . . . . . Player Personnel Assistant  
 Corey Frazier . . . . . Player Personnel Assistant  
 Chas Stallard . . . . . Player Personnel Assistant  
 Patrick Williams . . . . . Player Personnel Assistant  
 Zach Orr . . . . . Player Personnel & Coaching Administrative Assistant  
 Maggie Domanowski . . . . . Player Personnel Administrative Assistant  
 Johnny Shelton . . . . . Team Chaplain

## TRAINING & MEDICAL

Ron Medlin . . . . . Head Certified Athletic Trainer  
 Kevin Domboski . . . . . Assistant Certified Athletic Trainer  
 Collin Francis . . . . . Assistant Certified Athletic Trainer  
 Michael Blankenship . . . . . Asst. Certified Athletic Trainer/Physical Therapist  
 Kim Niggel . . . . . Medical Services Assistant

## EQUIPMENT

William Sheridan . . . . . Equipment Manager  
 Kenico Hines . . . . . Assistant Equipment Manager  
 Tom Wood . . . . . Assistant Equipment Manager  
 Kathy Braun . . . . . Seamstress  
 Michele Geiman . . . . . Seamstress  
 Kathy Resnik . . . . . Seamstress  
 Natalie Shaffer . . . . . Seamstress  
 Annette Tennant . . . . . Seamstress

## FOOTBALL VIDEO

Jon Dubé . . . . . Vice President of Football Video Operations  
 Mark Bienvenu . . . . . Director of Football Video Operations  
 Collin Ferguson . . . . . Football Video Operations Manager  
 Kevin Wilkins . . . . . Football Video Operations Coordinator

## TICKET SALES & OPERATIONS

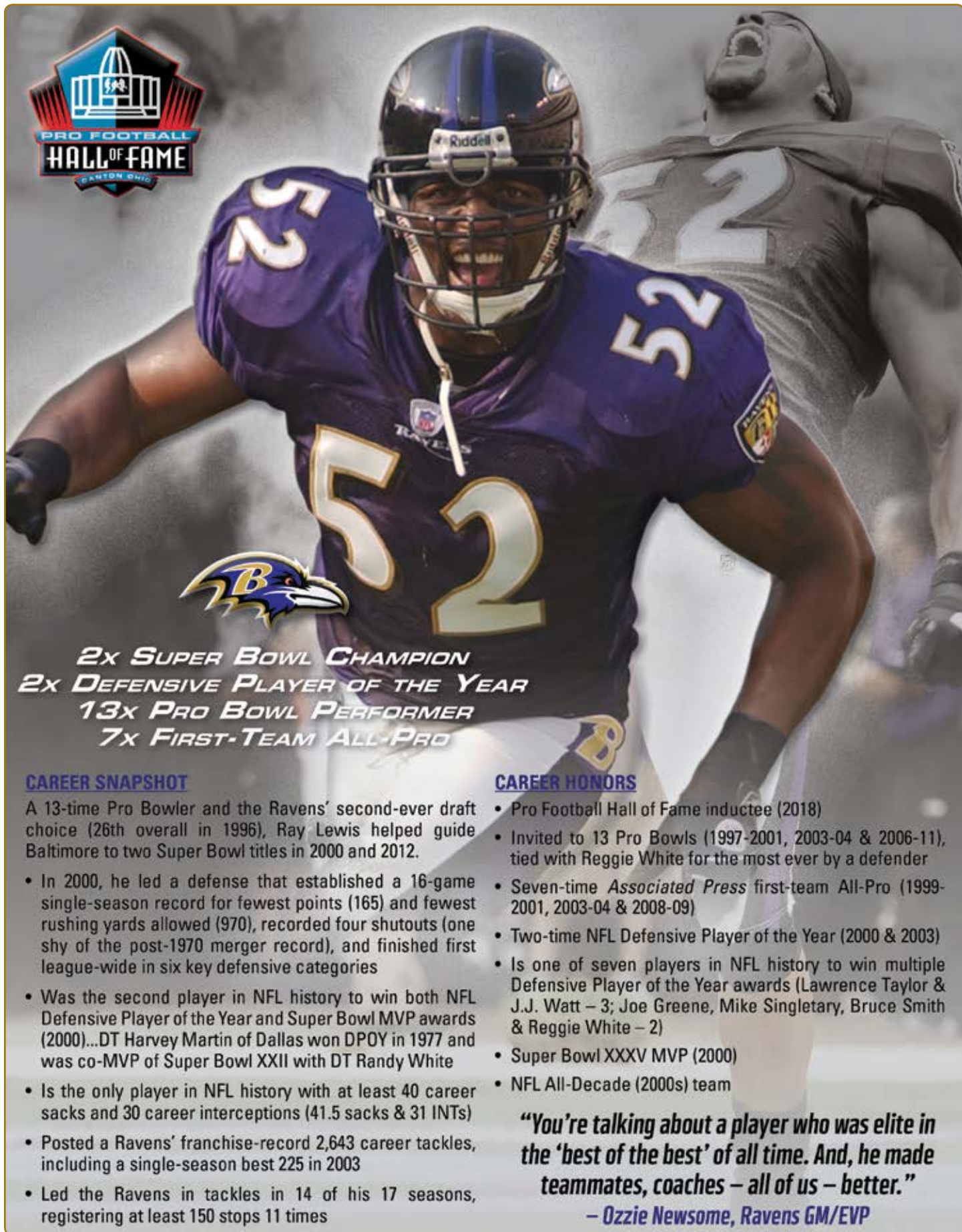
Baker Koppelman . . . . . Sr. Vice President, Ticket Sales & Operations  
 Dennis Fryer . . . . . Ticket Sales & Hospitality Director  
 Adam Mazalewski . . . . . Ticket Operations Director  
 T.J. a'Becket . . . . . Ticket Operations & Distribution Manager  
 Whitney Fox . . . . . Customer Service & Club Level Manager  
 Corey Chwazik . . . . . Ticket Sales Representative  
 Lucas Grabbe . . . . . Ticket Sales Representative  
 Eric Hubbs . . . . . Ticket Sales & Hospitality Coordinator  
 Ciara Kavanagh . . . . . PSL Owner Rewards & Ticket Sales Coordinator  
 Gwen Sieck . . . . . Ticket Sales Representative

## RETAIL

Chris Inouye . . . . . Director of Retail  
 Megan Malek . . . . . Retail Manager



# RAY LEWIS: 2018 HALL OF FAME INDUCTEE



**2X SUPER BOWL CHAMPION**  
**2X DEFENSIVE PLAYER OF THE YEAR**  
**13X PRO BOWL PERFORMER**  
**7X FIRST-TEAM ALL-PRO**

## **CAREER SNAPSHOT**

A 13-time Pro Bowler and the Ravens' second-ever draft choice (26th overall in 1996), Ray Lewis helped guide Baltimore to two Super Bowl titles in 2000 and 2012.

- In 2000, he led a defense that established a 16-game single-season record for fewest points (165) and fewest rushing yards allowed (970), recorded four shutouts (one shy of the post-1970 merger record), and finished first league-wide in six key defensive categories
- Was the second player in NFL history to win both NFL Defensive Player of the Year and Super Bowl MVP awards (2000)...DT Harvey Martin of Dallas won DPOY in 1977 and was co-MVP of Super Bowl XXII with DT Randy White
- Is the only player in NFL history with at least 40 career sacks and 30 career interceptions (41.5 sacks & 31 INTs)
- Posted a Ravens' franchise-record 2,643 career tackles, including a single-season best 225 in 2003
- Led the Ravens in tackles in 14 of his 17 seasons, registering at least 150 stops 11 times

## **CAREER HONORS**

- Pro Football Hall of Fame inductee (2018)
- Invited to 13 Pro Bowls (1997-2001, 2003-04 & 2006-11), tied with Reggie White for the most ever by a defender
- Seven-time *Associated Press* first-team All-Pro (1999-2001, 2003-04 & 2008-09)
- Two-time NFL Defensive Player of the Year (2000 & 2003)
- Is one of seven players in NFL history to win multiple Defensive Player of the Year awards (Lawrence Taylor & J.J. Watt – 3; Joe Greene, Mike Singletary, Bruce Smith & Reggie White – 2)
- Super Bowl XXXV MVP (2000)
- NFL All-Decade (2000s) team

***“You’re talking about a player who was elite in the ‘best of the best’ of all time. And, he made teammates, coaches – all of us – better.”***

***– Ozzie Newsome, Ravens GM/EVP***



# STEVE BISIOTTI

OWNER

COLLEGE: SALISBURY STATE UNIVERSITY

BORN: 4/10/60, PHILADELPHIA, PA

EXP. (NFL/RAVENS): 19/19

Steve Bisciotti wants consistency. His goal is to have the Ravens in the playoff hunt every season, avoiding dips that plague some franchises.

The Ravens are one of only eight teams (New England – 9, Green Bay – 8, Pittsburgh – 7, Atlanta – 6, Baltimore – 6, Cincinnati – 6, Indianapolis – 6 and Seattle – 6) to earn at least six postseason berths in the last 10 years (2008-17), with Baltimore winning at least one playoff game in each of those campaigns. Additionally, during this span, the Ravens have compiled the second-most postseason victories (10).

Baltimore has also captured playoff berths in seven of the last 12 years, and during John Harbaugh's tenure, has advanced to three AFC Championship games (2012, 2011 and 2008.) Also since Harbaugh's arrival, the Ravens have won the NFL's fourth-most games (104), trailing only New England (136), Pittsburgh (114) and Green Bay (109).

"We're proud of what we're giving to Baltimore," Bisciotti says. "You have to make the playoffs to have the opportunity to compete for championships, and championships are our goal. We want to be a consistent winner that avoids big lulls and not being in the playoffs for any length of time."


Under Bisciotti, the Ravens have joined an elite group: They are one of 12 NFL teams with multiple Super Bowl victories. Eight franchises have won one title. Eight others have earned a berth in the game and lost, while four teams have never advanced to the Super Bowl. More importantly, with the Super Bowl XLVII Championship, the Ravens (two) joined the Patriots (five) and the Giants and Steelers (two

each) as the only teams that have won more than one NFL title since the turn of the century in 2000.

The passionate Bisciotti, who at 58 is the third-youngest owner in the NFL (Kansas City's Clark Hunt, 53 and Washington's Daniel Snyder, 53), bought a minority interest in the Ravens from Art Modell in 2000, completing the purchase of the franchise on April 9, 2004. Steve's initial investment to the team provided funds to secure free agents for the 2000 Super Bowl XXXV Championship team. Steve served for several years on two important ownership committees: Broadcast and Digital Media.

When Bisciotti, now in his 19th year as an owner of the Ravens, hired Harbaugh as the team's head coach in January of 2008, some eyebrows were raised. Harbaugh had never been a head coach at any level. In fact, he had not been an offensive or defensive coordinator in the NFL. It was obviously the right choice. Along with the Super Bowl XLVII victory during the 2012 season, Baltimore advanced to the playoffs in its first five years with Harbaugh, who is the only modern-day (since 1970) head coach to win a playoff game in each of his first four and five seasons. He is also the only head coach in NFL history to win a playoff game in six of the first seven seasons of a coaching career.

"We all saw something in John. And, you have to be willing to separate yourself from the masses – take some chances – to achieve great success," Bisciotti says. "There's probably a little bit more perception that we took a risk with John. We don't think we did."



## QUOTE THE RAVEN: STEVE BISIOTTI

"My responsibilities are not only to my family and the people who work for the Ravens. There are over a million stakeholders in the Baltimore area who we have an obligation to. They're the fans who invest more than three hours on Sunday to watch, listen to or attend our games. That's a big difference from owning a non-sports company."

– Steve Bisciotti on owning the Ravens

"What really strikes me about Steve is his loyalty to the friends he's had forever. A lot of people, when they become very successful like Steve, they move on. His friends are the same ones he grew up with. That's one of his strengths."

– Longtime Maryland basketball coach Gary Williams on Steve Bisciotti

"[Steve] is a great leader. The players love him. They love when he's around. He's an inspiration to all of our guys, to me, to this organization. He sets the tone here. It's a great organization because of his vision."

– John Harbaugh on Steve Bisciotti



# STEVE BISCIOTTI

## SUPER BOWL SUCCESS

### MOST SUPER BOWL TITLES SINCE 2000 SEASON

Titles	Team	Seasons
5	New England Patriots	2001, '03, '04, '14, '16
2	<b>Baltimore Ravens</b>	<b>2000, 2012</b>
2	New York Giants	2007, 2011
2	Pittsburgh Steelers	2005, 2008

Since taking over as the Ravens' full owner, Bisciotti's teams have earned the playoffs a total of seven times, including the AFC's No. 2 seed in 2006 with a franchise-record 13-3 mark. His 2004 (9-7) and 2013 (8-8) teams missed the playoffs by just one game, as did the most recent squad (9-7) in 2017.

Born in Philadelphia on April 10, 1960, Bisciotti moved with his family to Baltimore (Severna Park) in March of 1961 when Steve, the youngest of three children, was 11 months old. His father, Bernard, took the children to Orioles and Colts games. Sadly, Bernard died of leukemia when Steve was 8. His mother, Patricia, a huge Ravens fan, then raised the children.

After graduating from Salisbury (MD) State University in 1982 with a degree in liberal arts, Bisciotti worked in the temporary help industry. In 1983 (at age 23), he started Aerotek with his cousin, Jim Davis. They offered aerospace and technology companies access to skilled temporary employees.

Aerotek grew into the Allegis Group, which currently is the largest staffing firm in the United States and the largest privately-held talent management firm in the world. The company – which is headquartered just outside Baltimore and has offices throughout North America, Europe, the Middle East, Africa and Asia Pacific – has over 15,000 internal employees and over 130,000 high-end contract workers. Allegis Group places employees in positions from engineers, to cable installers, to computer programmers, to marketing specialists.

Before purchasing the Ravens, Bisciotti's business success was not well known to the general public on a national level, or even notable in the Baltimore area, where he and his partners kept a low profile. "I'm OK if I'm one of the least known owners in pro sports," Bisciotti says.

Steve, an energetic visionary, is quietly dedicated to a number of important causes and projects, some associated with his deep Catholic faith. He is a board member for Catholic Charities. Most of Bisciotti's extensive charity work and generous giving are done without public notice.

Bisciotti enjoys golfing and boating. He and his wife, Renee (Foote), are the parents of two sons: Jason and Jack, both of whom reside with their families in the Baltimore area.

(Bisciotti is pronounced: bih-SHAH-tee.)

## PRaise FOR BISCIOTTI

**CBS Sports on Steve Bisciotti:** "Steve Bisciotti doesn't make himself a huge part of the story, but the decision to hire coach John Harbaugh in 2008 has worked out pretty well. According to *Forbes*, the team has doubled in worth since Bisciotti became owner, but he also understands how to raise morale."

**Sports Illustrated on Bisciotti:** "Bisciotti has become beloved in Baltimore as the local kid who made good and has turned the Ravens into one of the best-managed franchises in the NFL. He has become the epitome of the young, engaged owner who goes about his business the right way and puts a perennial winner on the field."

**Business Review USA magazine ranked Bisciotti No. 10** among all U.S. professional sports franchise owners. Three other NFL owners made the Top 10: 1) Stanley Kroenke, Rams (Kroenke also owns the Denver Nuggets and Colorado Avalanche); 3) Robert Kraft, Patriots and 6) Jeffrey Lurie, Eagles. (February, 2012)



## QUOTH THE RAVEN: STEVE BISCIOTTI

"I remember going to a couple of Colts games every season with my dad or mom and brother (Mike) and sister (Cathy Thomas). We were on the 10-yard line, lower deck. We'd go to O's games, too. My favorite player was Paul Blair, because my brother already claimed Brooks Robinson and would not let me take the same guy. We'd also go to Westminster for Colts training camp. We have pictures with various players, and I have one with me wearing Johnny Unitas' helmet. I would always ask the Colts players if I could wear their helmets."

– Steve Bisciotti

At left: A young Steve Bisciotti with the late Johnny Unitas at Colts training camp.



# DICK CASS

PRESIDENT

COLLEGE: PRINCETON / YALE LAW SCHOOL

BORN: 1/13/46, WASHINGTON, D.C.

EXP. (NFL/RAVENS): 15/15

**DICK CASS** is in his 15th year as president of the Ravens, overseeing every area of the organization, including player and staff personnel, the coaching team, corporate sales, communications and business ventures. In addition to his tenure with the Ravens, Cass has served as counsel to a number of NFL owners, including the Washington Redskins and the Dallas Cowboys, as well as the NFL Office.

“Dick has had involvement with every aspect of an NFL team,” Ravens owner Steve Bisciotti said. “His legal expertise, his working knowledge of the business, his relationships at the league office, and the respect he has earned around the league are significant assets for the franchise.”

**2004-18: (with Baltimore) 2017:** Led by Cass, the Ravens announced a three-year, approximately \$120 million self-funded investment that will enhance the fan experience at M&T Bank Stadium...Improvements included new 4K ultra-high definition video displays, escalators and elevators to the upper deck, a new sound system, upgraded kitchen facilities and club level enhancements...Ravens also launched a \$45 million construction project to upgrade their Owings Mills training facility (the Under Armour Performance Center). **2014:** Baltimore reached the playoffs for the sixth time in seven seasons...Ravens completed a two-year, \$35 million upgrade at M&T Bank Stadium...The team added 10 years to its stadium naming rights agreement and partnership with M&T Bank. **2013:** *ESPN The Magazine's* “Ultimate Standings” ranked the Ravens as America’s 10th-best U.S. pro sports franchise (second best in the NFL). **2012:** The Ravens defeated San Francisco, 34-31, in Super Bowl XLVII, capturing the franchise’s second Lombardi Trophy. **2009:** A regional business group awarded Cass its Regional Visionary Award for setting a high standard for community service in Baltimore. **2008:** Helped guide a committee of eight to interview and select head coach John Harbaugh. **2007:** Even though Baltimore was the country’s then-27th-largest TV market, the Ravens ranked in the NFL’s top tier in total revenue...*Forbes Magazine* recognized the Ravens as having the NFL’s second-fastest growing brand over the past three years...Cass keyed fundraising efforts for the \$100,000 renovation of Collington Square School’s playground. **2006:** Saluted by former NFL commissioner Paul Tagliabue for input to the revenue-sharing plan of the NFL Collective Bargaining Agreement...Initiated fundraising after Hurricane Katrina, resulting in \$1.2 million donated from the Ravens...Though dismissed by Cass, was mentioned prominently by media as a possible successor to Tagliabue...Instrumental in raising \$1.2 million to refurbish Baltimore Polytechnic Institute’s football stadium, allowing all 18 Baltimore City public high schools to play at least two games per season at the venue. **2004:** Was named team president in April, becoming Steve Bisciotti’s first hire as new owner of the Ravens...Brought a wealth of business knowledge, legal and negotiating expertise to the club...Orchestrated a midseason move to the team’s new facility in Owings Mills, coupling football operations and corporate into one complex.

**1972-2003: (with Wilmer, Cutler & Pickering)** Was a partner of the D.C.-based law firm of Wilmer, Cutler & Pickering for 31 years...Was chairman of the firm’s Business Transactions Section and a member of its Management Committee...Had a general corporate and securities practice, representing companies and entrepreneurs in complex corporate partnership and securities transactions. **2003:** Counsel to the Independent Commission of the US Olympics Committee. **2002:** Was counsel to the owner of the NBA’s Charlotte Hornets in the team’s relocation to New Orleans. **2000:** Represented Steve Bisciotti in the purchase of the Ravens from the Modell family. **1999:** Represented the estate of Jack Kent Cooke in the sale of the Redskins to Daniel Snyder. **1992-93:** Retained by the NFL as an advisor pursuant to the Collective Bargaining Agreement with players. **1980s:** Represented Cowboys owner Jerry Jones in the acquisition of the team and Texas Stadium, advising him on a variety of matters, including sponsorship contracts, the Collective Bargaining Agreement and salary cap, NFL broadcast arrangements, NFL Internet policies, stadium financing, estate planning, local broadcast partnerships and the NFL substance abuse programs. **1979:** Promoted to partner of Wilmer, Cutler & Pickering law firm. **1972:** Served his first year as a member of WCP.

**COLLEGE:** Graduated Phi Beta Kappa from Princeton in 1968...A knee injury, coupled with surgery, kept him from athletics his first two years...Played rugby as a junior and senior...Graduated from Yale Law School in 1971.

**PERSONAL:** Clerked for a federal judge in Connecticut for a year before joining WCP, a firm with global offices...Father was an officer in the Coast Guard...As a child, Dick moved around the country with his parents, making stops in Virginia, Maryland, Michigan, California, Washington, D.C., Florida and Massachusetts...Graduated from Mercersburg (PA) Academy, where he was student body president and captain of the football, basketball and baseball teams...He serves on boards for the Greater Baltimore Committee, Kennedy Krieger Institute and Baltimore Community Foundation...He has served on the boards of trustees for both Princeton and Mercersburg Academy...In 2006, Dick donated a kidney to a close friend...Dick’s wife, Heather, owns an architecture firm, Cass and Associates...She is also a graduate of Yale (School of Architecture) and is a Fellow of the American Institute of Architects...Their daughter, Courtney, is a Columbia graduate who taught in New York City public schools for three years and has since earned a law degree from the University of Virginia...She is currently the executive director of Teach for America Baltimore and has two sons, with her husband, Ryland Sumner...Dick and Heather’s son, Willy, is a graduate of Yale University (biomedical engineering, 2008) and the University of Maryland Medical School (2015)...Willy lives with his wife, Madelaine, in New York City, where he is doing his residency at the Weill Cornell Medical Center (focus on general surgery).





# OZZIE NEWSOME

GENERAL MANAGER & EXECUTIVE VICE PRESIDENT

COLLEGE: ALABAMA

BORN: 3/16/56, MUSCLE SHOALS, AL

EXP. (NFL/RAVENS): 41/23 (13 PLAYING / 28 FRONT OFFICE)

**OZZIE NEWSOME's** legacy is unlike any the game of football has produced. Simply put, "The Wizard" will forever remain in a class of his own.

Flourishing at every point of his football career, Newsome has not just followed a successful path, he has blazed the trail. Known throughout all of sports as a premier leader, Newsome is a Hall of Fame player, the architect of Baltimore's Super Bowl XXXV and Super Bowl XLVII championship teams and an elite personnel evaluator who became the NFL's first African American general manager in 2002.

"Ozzie is special as a person," head coach John Harbaugh states. "Obviously, he's great at what he does – that's proven. He's been great at everything that he's done. If you look at his history, he's a Hall of Famer; he's in every Hall of Fame there is, and still counting. For me, it goes beyond that; it goes to who he is as a person – the type of husband he is, the type of father he is, the type of friend he is, confidant, advisor, just all-around good person with a great heart and a strong faith."

"If Ozzie wasn't already in the Hall of Fame as a tight end, they would be putting him in as a general manager," Hall of Fame GM Bill Polian stated.

Newsome's remarkable football journey began in Leighton, AL, where he first stepped onto the gridiron with the hope of playing college football. That dream turned into a reality when he became a standout at Alabama under Bear Bryant from 1974-77. "Coach Bryant helped me grow up," states Newsome, who has a sideline portrait of the legendary coach and mentor on his office wall. "He pushed me further than I thought I could go, both on and off the field."

In 1978, Cleveland selected Newsome in the first round (23rd overall) of the NFL Draft. Playing 13 years for the Browns, he authored the most productive career for a tight end in the game's history. A three-time Pro Bowler, his 662 receptions for 7,980 yards and 47 TDs stood as NFL records by a TE until

Hall of Famer Shannon Sharpe surpassed those marks in 2001 (Tony Gonzalez has since broken catches and receiving yards marks, while Antonio Gates holds the TDs record).

Following his storied playing days, Ozzie joined Cleveland's front office. His initial non-player position came as an assignment scout in 1991. Two years later, he was promoted to a very comprehensive assignment – assistant to the head coach/offense/pro personnel. "I had to find out which direction my career would go," Newsome explains. "Art [Modell] gave me the opportunity to work with the coaches, and I enjoyed that. At the same time, I increased my experience with the personnel department and decided that's where I wanted my career to head."

In 1994, Newsome was named the Browns' director of pro personnel. Although he continued to help on the field, Ozzie provided detailed studies on other NFL players and recommended which players the Browns should try to acquire. When the franchise moved to Baltimore in 1996, Mr. Modell invited Newsome and promoted him to vice president of player personnel. From that point, Ozzie's reputation as a supreme talent assessor grew quickly.

In the Ravens' first-ever draft, Newsome tabbed T Jonathan Ogden and LB Ray Lewis (the fourth and 26th selections, respectively). Combining to produce an amazing 24 Pro Bowl honors, Ogden became the first Ravens' draft choice elected into the Pro Football Hall of Fame (2013), while Lewis, who retired following the 2012 campaign, will be enshrined in Canton in August of 2018. Fittingly, the duo joins Newsome, who was inducted into the Hall as a Brown in 1999.

Starting with Ogden and Lewis, Newsome has consistently compiled impressive draft classes for the Ravens. In the team's first 22 drafts (1996-2017), Baltimore selected 22 first-rounders who have earned a total of 60 Pro Bowl honors. And when the Ravens have had a high pick, they haven't

## OZZIE NEWSOME SNAPSHOT

- NFL's First African American General Manager (promoted in 2002)
- Architect of the Ravens' 2000 Super Bowl XXXV & 2012 Super Bowl XLVII Title Teams
- NFL Executive of the Year (2000)
- Pro Football Hall of Fame (Class of 1999)
- State of Alabama Hall of Fame (Class of 1995)
- National Football Foundation College Hall of Fame and NCAA Hall of Fame (Class of 1994)
- 13-Year NFL Tight End with the Cleveland Browns (1978-90)
- Three-Time NFL Pro Bowler (1981, 1984-85)
- Four-Time Cleveland Touchdown Club Offensive Player of the Year (1978, 1981, 1983-84)
- Current Member of Two Major NFL Policy-Making Groups: Competition Committee and Player Care Foundation Board



# OZZIE NEWSOME

*"Ozzie is an ambassador for the NFL, period. I think about three 'C's' when I think about Ozzie: classy, consistency and championships. That's what I think about. We're all chasing Ozzie Newsome, man. He doesn't talk about it, but go in his office, and he's got skins on the wall. He doesn't have to talk about it. His resume says it all for him."*

*– Former Giants General Manager Jerry Reese*

missed. Prior to 2018, of the eight players chosen in the Top 10 by Baltimore, five (Ogden, OLB Peter Boulware, CB Chris McAlister, RB Jamal Lewis, the 2003 NFL Offensive Player of the Year, and OLB Terrell Suggs, the 2011 NFL Defensive Player of the Year) have earned Pro Bowl accolades. Additionally, Baltimore has picked in the bottom half of the first round with uncanny success: Lewis was twice named the NFL Defensive Player of the Year; TE Todd Heap (31st) went to two Pro Bowls as a Raven; S Ed Reed (24th) was tabbed an All-Star nine times and also earned NFL Defensive Player of the Year in 2004; QB Joe Flacco (18th) was named Super Bowl XLVII MVP, leading the Ravens to their second World Championship in 2012; and LB C.J. Mosley (17th) became the first Ravens rookie to earn Pro Bowl honors following an exceptional 2014 season (and again in 2016-17).

Amazingly, in the Ravens' brief history, Newsome and his staff have drafted 18 players who have earned Pro Bowl honors. When including 2006 Pro Bowl LB Bart Scott, Pro Bowl K Justin Tucker (2013 & 2016) and Pro Bowl LS Morgan Cox (2015 & 2016), who signed as undrafted rookie free agents in 2002, 2012 and 2010, respectively, Baltimore has produced 21 homegrown Pro Bowlers in just 22 seasons.

In addition to his knack for evaluating talent on the field, Newsome has also mastered the ability to develop and share insight with the scouts who work under him. The Ravens boast a methodical and disciplined draft process, one that's foundation is laid years in advance. The "process" includes 24 full-time members of the personnel department, but also has feedback from Ravens coaches. Much of Ozzie's staff has been with the team since the franchise started in 1996 or has graduated from the "20/20 Club," a group that consists of members who began with the Ravens as young assistants and grew into evaluators with more input. (The term "20/20" refers to hiring "20-year-olds for \$20,000." "Actually, the guys started when they were a little older than 20 and for more than \$20,000, but that's what we call them," Newsome adds.)

Newsome, who is on the NFL's Competition Committee and the NFL Player Care Foundation Board, encourages all scouts and coaches to have strong opinions, noting specifically that he wants to hear what everyone in the room has to say. Because of this philosophy, Ozzie believes the biggest strength of the Ravens' personnel team is that "we respect and listen to each other."

"What sets us apart is that we have guys who cut their teeth right here in Baltimore, learning the way we do things," Newsome affirms. "And we have had some great guys with Phil Savage, 'Shack' [James Harris], George Kokinis, Eric DeCosta and other people who were helping these young scouts along the way. I think that's the secret. It's not Ozzie.

It's the way we do things, and the way these guys gravitate to the process of the Baltimore Ravens."

Newsome also fosters a working environment that breeds standout coaches. By bringing in individuals who embrace the "Raven Way," Newsome aims to create a synergy that manufactures success among the scouts, coaches and players. As a result, Baltimore has had many of its assistants move on to become or return as head coaches, both on the collegiate and NFL level: Jim Caldwell (Lions), Jack Del Rio (Jaguars/Raiders), Kirk Ferentz (Iowa), Pat Hill (Fresno State), Hue Jackson (Raiders/Browns), Gary Kubiak (Broncos), Marvin Lewis (Bengals), Eric Mangini (Browns/Jets), Rick Neuheisel (UCLA), Mike Nolan (49ers), Chuck Pagano (Colts), Mike Pettine (Browns), Rex Ryan (Jets/Bills), Jim Schwartz (Lions), David Shaw (Stanford), Mike Singletary (49ers), Mike Smith (Falcons) and Ken Whisenhunt (Cardinals/Titans).

"[Ravens] players believe, and that's the beauty of it," states Ryan, who worked with Newsome from 1999-2008. "Ozzie brings in the right kind of players, and one thing we've always talked about is we don't want to coach effort. And that's the thing – we don't. [Ravens] guys love to play the game, and those are the guys you surround yourself with. That's why you have a chance to be successful [in Baltimore]."

Newsome's motivation and work ethic are also reasons many people respect him. One specific way that devotion shines through is in his everyday routine. If Ozzie's not in his office or out on the practice field, he can be found on the treadmill in the Ravens' weight room. Exercising daily (and often putting in two-a-days), Ozzie says his workouts are just another way he tracks the pulse of the team.

"By being around the coaches and players out at practice," Newsome states, "and being in that weight room around those players, I think I get a chance to build some things in my mind of how I'd like the makeup of our football team."

## **A year-by-year look at Newsome's Baltimore career:**

**2017:** Winning six of its last nine games, Baltimore finished second in the AFC North with a 9-7 record, falling one game short of earning a playoff berth (lost on tiebreaker, Buffalo)... The Ravens produced NFL bests in INTs (22), takeaways (34) and shutouts (3 – the most in a season since the 2003 Patriots)...Baltimore's +17 turnover differential ranked No. 1 in the NFL...Over the season's last nine games, the Ravens scored the NFL's second-most points per contest (29.4)... Baltimore finished ranking ninth overall in points per game (24.7)...Early-season free agent pickup RB Alex Collins posted 973 rushing yards and 1,160 scrimmage yards, adding 6 TDs... Rookie first-round pick CB Marlon Humphrey proved to be a gem, registering a 49.6 defensive passer rating (fourth in the



# OZZIE NEWSOME

NFL) and snagging 2 INTs...Three Ravens earned Pro Bowl honors: LB C.J. Mosley (third), OLB Terrell Suggs (seventh) and S Eric Weddle (fifth).

**2016:** The Ravens finished second in the AFC North with an 8-8 record behind the 11-5 Pittsburgh Steelers...Through the first 12 games, Baltimore's defense ranked No. 1 in the NFL in yards allowed, however, the unit finished seventh overall (322.1 ypg)...LB C.J. Mosley helped the Ravens allow the league's ninth-fewest points (20.1 ppg), while top free agent acquisition S Eric Weddle was spectacular in registering a team-high 4 INTs (tied with Mosley) and a career-high 13 PD...QB Joe Flacco set a single-season franchise record by throwing for 4,317 yards, while G Marshal Yanda earned his sixth-consecutive Pro Bowl honor...In earning his second Pro Bowl and becoming a unanimous first-team All-Pro selection, K Justin Tucker produced perhaps the greatest season ever by an NFL kicker...Tucker scored a single-season franchise-record 141 points, connecting on 38 of 39 FGs (lone miss was a block) and 27 of 27 PATs...He was also 10-for-10 from 50-plus yards, tying (Blair Walsh, 2012) for the most such kicks in NFL single-season history...In addition to Mosley (second), Tucker (second) and Yanda (sixth), LS Morgan Cox (second) and FB Kyle Juszczyk (first) were selected to play in the Pro Bowl...Weddle (fourth) and C Jeremy Zuttah (first) were later added as alternates.

**2015:** The Ravens finished third in the AFC North after posting a 5-11 record...Baltimore had 20 players on Injured Reserve (NFL's second most), including eight key starters...The Ravens played an NFL-record 14 games decided by 8 points or fewer (tied, 1994 NY Giants)...Despite starting four different QBs (Joe Flacco, Matt Schaub, Jimmy Clausen

& Ryan Mallett) for the first time in franchise history, Baltimore posted the second-most total net yards (5,749) in team annals...The Ravens also set a franchise record by averaging 266.9 passing yards per game...Leading the O-line was G Marshal Yanda, who earned his fifth-straight Pro Bowl nod...The Ravens boasted the NFL's top overall special teams unit, ranking No. 1 in senior NFL writer Rick Gosselin's annual ratings system...P Sam Koch and LS Morgan Cox earned their first All-Star honors, with Koch posting a 42.9 net average (second in the NFL)...The Ravens ranked No. 8 in total defense, while in the final eight games, Baltimore posted the NFL's No. 2 overall defense and the No. 1 pass defense...OLB Elvis Dumervil posted a team-high 6 sacks and made the Pro Bowl as an alternate.

**2014:** The Ravens produced a 10-6 regular season record en route to earning their sixth playoff berth in seven seasons... Baltimore, one of three AFC North teams to make the 2014 postseason, finished third in the division behind Pittsburgh (11-5) and Cincinnati (10-5-1), but advanced to the Divisional Playoff round after capturing a 30-17 Wild Card victory in the Steel City...The Ravens' bid to reach their fourth AFC Championship game under John Harbaugh was cut short in New England, where Baltimore fell to the Patriots, 35-31, after holding two 14-point leads during a thrilling battle...The Ravens set single-season franchise records by scoring 409 points and producing 5,838 yards of offense...QB Joe Flacco tallied career bests in yards (3,986, since broken in 2016) and touchdown passes (27), while key free agent addition WR Steve Smith Sr. reached the 1,000-yard receiving milestone for the eighth time in his career (1,065 yards on 79 catches)...WR Torrey Smith posted 11 receiving TDs, a



## STANDOUT FREE AGENTS SIGNED BY OZZIE NEWSOME

Not only have the Ravens' drafts been productive, but their free agent signings have proven masterful. "We've been able to recruit and sign veterans who helped us win Super Bowls and kept us competitive in other seasons," Newsome states.

### Free Agent Additions (Years) . . . . . Honors/Notes as a Raven

DE Michael McCrary (1997-2002) . . . . .	2 Pro Bowls / No. 3 All Time in Franchise Sacks (51)
DT Tony Siragusa (1997-2001) . . . . .	313 Tackles / Anchor of D-line on 2000 Super Bowl Team
S Rod Woodson (1998-2001) . . . . .	3 Pro Bowls / 20 INTs and 5 INT-TDs
DT Sam Adams (2000-01) . . . . .	2 Pro Bowls / Led Super Bowl XXXV Team with 5 Forced Fumbles
TE Shannon Sharpe (2000-01) . . . . .	1 Pro Bowl / Led Super Bowl XXXV Team with 67 catches for 810 yards
WR Derrick Mason (2005-10) . . . . .	Franchise's All-Time Leading Receiver (471 Catches for 5,777 yards)
QB Steve McNair (2006-07) . . . . .	1 Pro Bowl / Led Ravens to Franchise-Best 13-3 Record in 2006
DL Trevor Pryce (2006-10) . . . . .	Fifth-Most Single-Season Sacks (13 in 2006) in Franchise History
ST Brendon Ayanbadejo (2008-12) . . . . .	1 Pro Bowl / Career-High 30 Special Teams Tackles in 2008
C Matt Birk (2009-12) . . . . .	Anchor and Leader of the Ravens' O-line from 2009-12
FB Vonta Leach (2011-12) . . . . .	2 Pro Bowls / Lead Blocker for Three-Time Pro Bowl RB Ray Rice
WR/RS Jacoby Jones (2012-14) . . . . .	1 Pro Bowl / 6 Total Kick Return TDs, Including 108-Yard KOR in Super Bowl XLVII
LB Daryl Smith (2013-15) . . . . .	1 of 2 NFL Players (Lavonte David) with 350 tackles, 5 sacks, 5 INTs & 4 FFs from 2013-15
OLB Elvis Dumervil (2013-16) . . . . .	2 Pro Bowls / 35.5 Sacks as a Raven / Ravens Single-Season Sack Record (17 in 2014)
RB Justin Forsett (2014-16) . . . . .	1 Pro Bowl / 1,266 Rush Yards (NFL's fifth most) and NFL-High 17 Runs of 20+ yards in 2014
WR Steve Smith Sr. (2014-16) . . . . .	195 Receptions for 2,534 Yards and 14 TDs in 37 Games as a Raven
WR Mike Wallace (2016-17) . . . . .	1,765 Receiving Yards and 8 TDs on 124 Catches / NFL-High 8 Receptions of 50+ Yards
S Eric Weddle (2016-present) . . . . .	2 Pro Bowls / 152 Total Tackles and 10 INTs (Most Among NFL Safeties from 2016-17)

# OZZIE NEWSOME

mark that ranks as the second most (Michael Jackson, 14 in 1996) in Ravens single-season history...First-time Pro Bowl RB Justin Forsett – another free agent addition – produced a career-high 1,266 rushing yards and led the NFL in runs of 20-plus yards (a team-record 17)...Led by OLB Terrell Suggs and 2014 Pro Bowl selections OLB Elvis Dumervil and rookie LB C.J. Mosley (the team's top draft choice), Baltimore tallied the NFL's second-most sacks (49, tied with Phi)...P Sam Koch produced the NFL's No. 3 gross average (47.4) and No. 1 net average (43.3), setting Ravens' single-season records.

**2013:** For the first time since 2008 – the year the Ravens hired John Harbaugh – Baltimore did not make the playoffs, falling one game short with an 8-8 mark...Baltimore played an NFL-high nine games decided by 3 points or fewer (5-4 record in those contests)...LB Daryl Smith, a vital free agent acquisition, had 19 PD, setting a Ravens' record by a linebacker...Smith finished with career highs in sacks (5), INTs (3) & PD (19) and led the team in tackles (123)...OLB Terrell Suggs (10) and OLB Elvis Dumervil (9.5), another top free agent offseason signing, combined for 19.5 sacks, with Suggs earning his sixth Pro Bowl invite...NT Haloti Ngata was elected to his fifth Pro Bowl, while CB Lardarius Webb's 22 PD tied for the NFL's most...WR Torrey Smith tallied 1,128 receiving yards, the second most in single-season team history and had a career-high 65 catches...Undrafted rookie WR Marlon Brown's 7 receiving TDs tied (Torrey Smith, 2011) for the most by a rookie in team history...Pro Bowl K Justin Tucker set franchise records in FGs made (38, since tied in 2016) and produced a then-franchise-record 140 points...He had 6 FGs of 50-plus yards and 3 game-winning boots, including a team-record 61-yarder at Detroit.

**2012:** Capturing the franchise's second World Championship with a victory in Super Bowl XLVII, the Ravens finished with a 10-6 record (14-6 overall) en route to earning their fifth-straight playoff berth and second-consecutive AFC North title...Baltimore became the only NFL team to make the playoffs in each season from 2008-12 – with the Ravens also winning at least one playoff game each year...The Ravens also seized the franchise's fourth-ever division title with a 4-2 mark in AFC North play...Baltimore set a then-single-season franchise record by scoring 398 points, averaging the NFL's 10th-most per game (24.9)...Baltimore also surrendered just 16 giveaways, setting a franchise single-season record low...The Ravens' special teams units were spectacular: In addition to posting a league-best (tied,

Darius Reynaud) 3 kick return TDs (108- & 105-yard KORs and 63-yard PR), WR/RS Jacoby Jones led the NFL in KOR average (30.7)...Rookie K Justin Tucker, an undrafted free agent signing, made 30 of 33 FGAs (90.9%), producing the fifth-best success rate in Ravens single-season history and the second-best mark by a rookie kicker in NFL history... En route to winning Super Bowl XLVII, 34-31, over the San Francisco 49ers in New Orleans, the Ravens produced one of the most electrifying postseasons in NFL history: Averaging 410.3 yards of offense (134.8 rush & 275.5 pass) per game, Baltimore scored 31.0 points per contest while allowing just 22.0...WR Anquan Boldin recorded 22 catches

for 380 yards and 4 TDs, while Jones posted a 29.4 receiving average (5 for 147), catching TDs of 70 and 56 yards. (Jones also had a 108-yard KOR-TD in the Super Bowl.)...With a 3-TD performance vs. the 49ers, QB Joe Flacco threw 11 TD passes in the playoffs, tying the NFL single-postseason record shared by Joe Montana (1989) and Kurt Warner (2008)...(Flacco and Montana did not throw an INT during their respective postseasons.)...Flacco finished the Super Bowl 22-of-33 for 287 yards to produce a 124.2 rating and earned MVP honors...The Ravens' "D" was also stout in the playoffs, registering 10 takeaways (6 INTs and 4 FRs) to produce a +6 turnover differential... The unit posted 9 sacks in four playoff games, including 4.5 by OLB Paul Kruger...For their season efforts, six Ravens earned Pro Bowl honors: S Ed Reed (ninth), DT Haloti Ngata (fourth), FB Vonta Leach (third), RB Ray Rice (third), G Marshal Yanda (second) and Jones (first).

**2011:** The Ravens became the only NFL team to earn the playoffs from 2008-11, also winning the AFC North

by sweeping the division for the first time in franchise history...Producing a second-straight 12-4 campaign, Baltimore also went 6-0 against playoff teams during the regular season...Baltimore earned a 20-13 Divisional Round victory over Houston at home, but the Ravens' Super Bowl hopes came to a devastating end in New England with a last-second, 23-20 loss in the AFC Championship game...The Ravens' defense, which finished No. 3 in the league in fewest points permitted (16.6 ppg) for the fourth-straight year, tied an NFL record for consecutive seasons of being in the Top 3 for points allowed...RB Ray Rice produced a career-high and NFL-best 2,068 yards from scrimmage, ranking second in rushing (1,364 yards)...Rice also set a team mark with 15

## RAVENS FIRST-ROUND PICKS

Year	Name	Pick	Pro Bowls
1996	T Jonathan Ogden* <sup>@</sup>	4	11
1996	LB Ray Lewis* <sup>##+@</sup>	26	13
1997	LB Peter Boulware* <sup>-</sup>	4	4
1998	CB Duane Starks*	10	
1999	CB Chris McAlister*	10	3
2000	RB Jamal Lewis* <sup>~</sup>	5	1
2000	WR Travis Taylor	10	
2001	TE Todd Heap*	31	2
2002	S Ed Reed* <sup>#</sup>	24	9
2003	OLB Terrell Suggs* <sup>-#</sup>	10	7
2003	QB Kyle Boller	19	
2005	WR Mark Clayton*	22	
2006	DT Haloti Ngata*	12	5
2007	G Ben Grubbs*	29	2
2008	QB Joe Flacco <sup>^+</sup>	18	
2009	T Michael Oher*	23	
2011	CB Jimmy Smith	27	
2013	S Matt Elam	32	
2014	LB C.J. Mosley*	17	3
2015	WR Breshad Perriman	26	
2016	T Ronnie Stanley	6	
2017	CB Marlon Humphrey	16	
2018	TE Hayden Hurst	25	
2018	QB Lamar Jackson	32	

<sup>+</sup> Super Bowl MVP    <sup>@</sup> Pro Football Hall of Famer

<sup>#</sup> NFL Defensive Player of the Year

<sup>~</sup> NFL Offensive Player of the Year

<sup>-</sup> NFL Defensive Rookie of the Year

\* All-Rookie Team performer that season

<sup>^</sup> *NFL.com* Rookie of the Year (fan vote)



# OZZIE NEWSOME

total TDs...WR Torrey Smith, the Ravens' second-round draft pick, was third among NFL rookies with 841 receiving yards (50 catches); his receptions and yards, plus 7 TDs, set new Ravens first-year standards...Eight Ravens earned Pro Bowl honors: LB Ray Lewis (13th), S Ed Reed (eighth), OLB Terrell Suggs (fifth), DT Haloti Ngata (third), 2011 free agent acquisition FB Vonta Leach (second), RB Ray Rice (second), G Ben Grubbs (first) and G Marshal Yanda (first)...Suggs was named the 2011 Defensive Player of the Year, marking the fourth time a Raven has won the honor (Reed - 2004, and Lewis - 2003 & 2000).

**2010:** Baltimore tied Pittsburgh for the best record in the division at 12-4, but lost the AFC North on the division-record tiebreaker (5-1 to 4-2)...Baltimore, Indianapolis (an NFL record nine in a row) and Philadelphia became the only teams to make the playoffs from 2008-10...The 2010 campaign also marked the first time the Ravens ever earned the postseason three years in a row (the Ravens later extended their record to five years in 2012)...In the Wild Card game at Kansas City, the Ravens prevailed, 30-7, becoming the only NFL team to win at least one playoff game in each of the last three seasons... John Harbaugh became the first head coach in NFL history to take over a sub-.500 team and then win a playoff game in each of his first three seasons...Five Ravens earned Pro Bowl honors: LB Ray Lewis (12th), S Ed Reed (seventh), OLB Terrell Suggs (fourth), DT Haloti Ngata (second) and K Billy Cundiff (first)...Pro Bowl WR Anquan Boldin, acquired by Newsome in an offseason trade with Arizona, tallied team highs with 64 catches and 837 receiving yards.

**2009:** After posting a 9-7 record, the Ravens produced their sixth playoff team of the decade (2000-09)...Behind an offense that ranked ninth in NFL scoring (24.4 ppg) and a defense that finished third in total yards (300.5 ypg) and points (16.3 ppg) allowed, the Ravens upended the Patriots (33-14) in the Wild Card round, becoming the first road team to win a playoff game at New England since 1978...For the first time in team history, Baltimore had a 3,000-yard passer (Joe Flacco - 3,613), a 1,000-yard rusher (Ray Rice - 1,339) and a 1,000-yard receiver (Derrick Mason - 1,028) in the same season...Five Ravens were voted to the Pro Bowl, including LB Ray Lewis (11th), S Ed Reed (sixth), FB Le'Ron McClain (second), DT Haloti Ngata (first) and Rice (first)...Rookie T Michael Oher, who started 16 games, finished second for Rookie of the Year (*NFL.com* fan vote) and earned All-Rookie honors.

**2008:** Along with owner Steve Bisciotti, president Dick Cass and several other front office executives, Newsome headed the search committee that hired first-year head coach John Harbaugh...The Ravens posted an 11-5 regular season record and advanced to the AFC Championship game, where they fell to the eventual Super Bowl champion Steelers...Led by Newsome and Harbaugh, Baltimore produced 13 total victories, which set an NFL record for most wins by a first-year head coach (Harbaugh) and rookie quarterback (Joe Flacco)...Baltimore's stifling defense - ranked No. 2 in the NFL - set several franchise records, while the Ravens also

had five players earn Pro Bowl honors: LB Ray Lewis, S Ed Reed, ST Brendon Ayanbadejo, OLB Terrell Suggs and FB Le'Ron McClain...Flacco, who became the first rookie QB ever to win two playoff games, was named the Rookie of the Year (*NFL.com* fan vote).

**2007:** Despite finishing 5-11 in an injury-marred season (Baltimore lost 77 games to starters), the Ravens sent four players to the Pro Bowl: T Jonathan Ogden (11th), LB Ray Lewis (ninth), S Ed Reed (fourth) and RB Willis McGahee (first)...Former free agent acquisition WR Derrick Mason (2005) set a Ravens' single-season record with 103 receptions...Ravens had six different rookies start a game, tying for the second most in the NFL.

**2006:** Baltimore produced the best record in franchise history with a 13-3 mark before falling to Indianapolis in the Divisional Playoff, 15-6...Thanks to key offseason free agent additions like 2003 NFL co-MVP QB Steve McNair, four-time Pro Bowl DT Trevor Pryce and Pro Bowl special teamer Gary Stills, the Ravens improved in all three phases of the game...Ravens had five rookie draft picks start at least one

SUPER BOWL SUCCESS		
MOST SUPER BOWL TITLES SINCE 2000 SEASON		
Titles	Team	Seasons
5	New England Patriots	2001, 2003-04, 2014, 2016
2	<b>Baltimore Ravens</b>	<b>2000, 2012</b>
2	New York Giants	2007, 2011
2	Pittsburgh Steelers	2005, 2008





# OZZIE NEWSOME

contest, including first-rounder DT Haloti Ngata (16 games) and fifth-round pick S Dawan Landry (14 games)...Both Ngata and Landry earned All-Rookie Team honors and were integral pieces of Baltimore's No. 1-ranked defense...Ravens produced eight Pro Bowl players, including McNair...After the Ravens' 27-26 win at Tennessee, keyed by McNair's 373-yard, 3-TD effort and Pryce's game-clinching FG block, Newsome was given the game ball for his efforts in building the 2006 team.

**2005:** A difficult season ended with a 6-10 record...The Ravens lost 67 games to starting players with injuries, third most in the NFL...Pro Bowlers WR Derrick Mason and CB Samari Rolle, were added for the campaign...T Jonathan Ogden made his ninth-straight Pro Bowl...First-round draft choice WR Mark Clayton set then-rookie records with season franchise highs in catches (44) and yards (471).

**2004:** Baltimore, with key starters missing a total of 53 games, fell one game short of the playoffs, finishing with a 9-7 mark...S Ed Reed, the Ravens' first pick in 2002, was named the NFL's Defensive Player of the Year...Reed, LB Ray Lewis, CB Chris McAlister, T Jonathan Ogden and OLB Terrell Suggs all made the Pro Bowl...In June 2004, the Pro Football Writers Association honored Newsome with the Jack Horrigan Award for his cooperation with and understanding of the media.

**2003:** Ravens won their first division title with a 10-6 record... Baltimore hosted the Titans in the Wild Card game, but fell, 20-17...Ravens sent an NFL-best (tied with KC) eight players to the Pro Bowl, all of whom were originally drafted by Baltimore...The Ravens picked OLB Terrell Suggs (first round, 10th overall), who posted a team rookie-record 12 sacks and earned NFL Defensive Rookie of the Year honors...RB Jamal Lewis was named the NFL's Offensive Player of the Year, posting the then-second-most rushing yards in league history (2,066)...LB Ray Lewis earned his second (2000) Defensive Player of the Year honor.

**2002:** Was promoted and became the NFL's first African American GM...Newsome assembled the youngest team in NFL history...Most observers predicted the Ravens would win very few games, but Baltimore entered Week 15 with a 7-7 mark and a chance to be the AFC's top Wild Card playoff team...Two last-minute losses to Cleveland (14-13) and at Pittsburgh (34-31) gave Baltimore a 7-9 mark...That year's draft produced two immediate starters (S Ed Reed & DE Anthony Weaver) and standout RS Lamont Brightful...Reed led the Ravens with 5 INTs and made every All-Rookie team.

**2001:** Picking late in each round after winning Super Bowl XXXV, Newsome and his staff continued to draft well by selecting TE Todd Heap (first round, 31st overall), who finished his Ravens career in 2010 as the franchise's all-time leader in TD catches (41)...Ravens concluded the season with a 10-6 record and won at Miami (21-3) in the Wild Card game before falling in the Divisional Playoff at Pittsburgh (27-10)...Six Ravens earned Pro Bowl honors.

**2000:** Newsome was voted the NFL's Executive of the Year...Finishing 12-4, the Ravens earned a Wild Card berth and won Super Bowl XXXV, 34-7, over the New York Giants...Baltimore's bruising defense, considered one of the best in league history, permitted just 970 rushing yards and 165 points – both NFL records in a 16-game season... The architects of the Ravens' Super

Bowl championship team, Newsome and his staff hit gold with the selection of RB Jamal Lewis (the team's all-time leading rusher) with the fifth pick in the first round...As a rookie, Lewis set a then-Ravens' team record with 1,364 rushing yards...The Ravens had five Pro Bowlers, including key free agents DT Sam Adams and S Rod Woodson, whom Newsome signed.

**1999:** The Ravens finished 8-8 in Brian Billick's first season as head coach and had five players named to the Pro Bowl... Newsome continued a hot hand at drafting by tabbing Arizona CB Chris McAlister (10th overall), who earned three Pro Bowls (2003-04 and 2006) in Baltimore.

**1998:** Coordinated the selection of CB Duane Starks with the Ravens' first pick (10th overall)...Starks tied for the NFL's INT lead among rookies that year (equaling Charles Woodson's 5)...Starks then added 5 more thefts in his second season and led the Ravens with 6 picks in 2000, including a 49-yard INT for a TD against the NY Giants in Super Bowl XXXV.

**1997:** In their second-ever draft, the Ravens picked eventual four-time Pro Bowl LB Peter Boulware, LB Jamie Sharper, S Kim Herring and C Jeff Mitchell – all of whom became starters vs. the Giants in the Super Bowl XXXV win...Boulware, the Ravens' No. 2 all-time sacks leader (70, behind OLB Terrell Suggs – 125.5), was the consensus choice for NFL Defensive Rookie of the Year and led the AFC in sacks (15) in 2001.

**1996:** Art Modell invited Newsome to join him as the Ravens' VP of player personnel when the team moved from Cleveland to Baltimore...Under Newsome's direction, the 1996 draft produced two Pro Football Hall of Famers in T Jonathan Ogden and LB Ray Lewis, who was also the Super Bowl

## MOST RESPECTED NFL DECISION-MAKERS

*Poll Among NFL Agents Conducted by  
USA Today: April 2018*

### Rk. General Manager (Team)

1. **Ozzie Newsome (Baltimore Ravens)**
2. Bill Belichick (New England Patriots)
3. John Schneider (Seattle Seahawks)
4. Chris Ballard (Indianapolis Colts)  
Kevin Colbert (Pittsburgh Steelers)  
Les Snead (LA Rams)

## RANKING THE LEAGUE'S BEST GENERAL MANAGERS / ENTERING 2018

*(Gregg Rosenthal, NFL.com: April 2018)*

### Rk. General Manager (Team)

1. Bill Belichick (New England Patriots)
2. Kevin Colbert (Pittsburgh Steelers)
3. Howie Roseman (Philadelphia Eagles)
4. **Ozzie Newsome (Baltimore Ravens)**
5. Thomas Dimitroff (Atlanta Falcons)

# OZZIE NEWSOME

*"[His] stand-up accountability reflects why Newsome is one of the league's most revered front office figures, a man whose authority within the Ravens' building has been bolstered by the close relationships he has developed over the years."*

*– Jarrett Bell, USA Today*

XXXV MVP and NFL's Defensive Player of the Year in 2000 & 2003...Also earning the Pro Bowl as a returner was WR Jermaine Lewis (1998 and 2001), a fifth-rounder in that draft, who still holds several franchise return records.

**1991-95: (with Cleveland)** Newsome's first position in the Browns' front office was as a special assignment scout... Two years later (1993), Newsome was promoted to a very comprehensive assignment – assistant to the head coach (Bill Belichick)/offense/pro personnel...In 1994, Newsome was named the Browns' director of pro personnel...Although he continued to help on the field, Newsome provided detailed studies on other NFL players and recommended which players the Browns should try to acquire.

**NFL PLAYER: 1978-90: (with Cleveland)** Newsome retired after 13 years as a premier NFL tight end...Entering 2018, his 662 receptions and 7,980 receiving yards both rank fifth most all time by a TE (each mark also stands as the most ever by any player in Browns history)...Newsome also caught 47 career TD passes, fourth most in Browns annals...Newsome ended his career as the fourth-leading NFL receiver of all time...He earned three Pro Bowls (1981, 1984-85) and was a four-time winner of the Cleveland Touchdown Club's Offensive Player of the Year award (1978, 1981 and 1983-84)... His streak of 150-consecutive games with a catch by a TE is the second longest in NFL history (Tony Gonzalez, 211)... Winner of the 1990 Byron "Whizzer" White Award as the NFL's top community volunteer... Newsome, who was named to the All-NFL team of the 1980's (second team), consistently received All-AFC and All-NFL honors throughout his career... He was a 1978 No. 1 draft choice (23rd overall), along with LB Clay Matthews (12th), and the two are among an elite group of Browns to have played for three decades...The others are Gene Hickerson (1958-60, 62-73), Dick Schafrath (1959-71) and Don Cockroft (1968-80)...Until former Ravens TE Shannon Sharpe broke his records in 2001, Newsome's pro career was the most productive of any TE in NFL history... Was inducted into the Pro Football Hall of Fame in 1999... Calvin Hill (RB - Dallas, Washington, Cleveland), a close friend, introduced Newsome at the induction ceremony.

**COLLEGE:** Newsome graduated from Alabama with a degree in recreation administration...During his four-year career with the Crimson Tide, he posted 102 receptions for 2,070 yards and 16 TDs...Newsome also helped Alabama capture three SEC Championships...As a senior in 1977, he was named team captain and the Southeastern Conference's Lineman of the Year...Newsome also earned All-American honors at WR...He was inducted into the College Football Hall of Fame (South Bend, IN) in 1994.

**PERSONAL:** Attended Colbert County (Leighton, AL) HS... Winner of the 1990 Byron "Whizzer" White Award as the NFL's top community volunteer, he is widely known for his willingness to help those in need...In 2017, Newsome was honored with the Achievement in Professional & Educational Excellence (APEX) Award from the Earl G. Graves School of Business and Management Honors Program at Morgan State University...In 2014, Newsome received the Leadership Award for career achievement at the John Mackey Awards banquet...In 2012, was honored with the Maxwell Football Club's Francis J. "Reds" Bagnell Award for outstanding contribution to the game of football...In 2008, Newsome was honored by Little League Baseball – a sport in which he competed as a child – for his lifetime athletic achievements by being inducted into its Hall of Fame...In 2007, along with Tony Dungy, Herm Edwards and Lovie Smith, Newsome received the Fritz Pollard Alliance's Johnnie Cochran Salute to Excellence Award, which honors African Americans in the NFL who make the biggest impact on the field and in the front office...Newsome was also honored with the award in 2009, 2011 and 2012...Additionally, in 2007, he received the FPA's Paul "Tank" Younger Award, acknowledging his dedication and achievement in building a successful organization... Newsome has gained induction into eight Halls of Fame: Pro Football Hall of Fame in Canton, OH (1999), National Football Foundation College Hall of Fame (1994), NCAA Hall of Fame (1994), State of Alabama Hall of Fame (1995), National High School Hall of Fame (2014), National Federation of State High School Associations Hall of Fame (2014), Colbert County High School (Leighton, AL) Hometown Hall of Fame (2012) and Little League Baseball Hall of Fame (2008)...An avid golfer, Ozzie's dream foursome would include Bear Bryant, Tiger Woods, Michael Jordan and himself...Newsome and his wife, Gloria, live in Cockeysville, MD...Their son, Michael Ryan, graduated from Alabama and spent time as an intern in the Ravens' player personnel department.

*"The Ravens have only had one general manager, and Newsome has been a masterful architect, relying on his calm demeanor, keen eye for talent, unwavering patience and desire for inclusiveness." – Jamison Hensley, ESPN.com*



Ozzie Newsome (right) was inducted into the Pro Football Hall of Fame in 1999 and introduced by close friend Calvin Hill.




# OZZIE NEWSOME

## OZZIE'S DRAFT PICKS: MAJOR HONORS

The Ravens have produced five different AP Player of the Year players in the past 18 seasons. Baltimore has also had two earn Defensive Rookie of the Year, two garner Super Bowl MVP honors and two elected into the Pro Football Hall of Fame. All of these players (listed below) are Ravens' draft picks.

Draft Pick (Year)	Major Accolade	Draft Pick (Year)	Major Accolade
Jonathan Ogden (1996).....	Pro Football Hall of Fame (2013)	Jamal Lewis (2000).....	2003 Offensive POY
Ray Lewis (1996).....	Pro Football Hall of Fame (2018); 2000 & 2003 Defensive POY Super Bowl XXXV MVP	Ed Reed (2002).....	2004 Defensive POY
Peter Boulware (1997).....	1997 Defensive Rookie of the Year	Terrell Suggs (2003).....	2003 Defensive ROY 2011 Defensive POY
		Joe Flacco (2008).....	Super Bowl XLVII MVP

## HALL OF FAME CALIBER DRAFT PICKS



**T Jonathan Ogden: 1st Round (1996)**  
Enshrined, 2013



**LB Ray Lewis: 1st Round (1996)**  
Enshrined, 2018



**S Ed Reed: 1st Round (2002)**  
First Potential Enshrinement, 2019



**OLB Terrell Suggs: 1st Round (2003)**  
Seven-Time Pro Bowler / 2011 Def. POY



**G Marshal Yanda: 3rd Round (2007)**  
Six-Time Pro Bowler & All-Pro

"The genius of his ability to absorb all the information is second to none. I always equate it to watching him look at the draft board is like watching Russell Crowe [play Nobel Laureate in economics John Nash] in the movie 'A Beautiful Mind,' in that scene where the math just kind of comes off the board for him. That's Ozzie with all those names and statistics. Of course, he has a great eye for talent, too, but his ability to orchestrate that process, to gain that information, is unmatched."

– Brian Billick, NFL Network

"'In Ozzie We Trust.' It's an ode to the architect of the franchise's two Super Bowl teams, and an overture to the man's steady hand, sharp mind and unwavering belief in his ability to field a competitive team. Ozzie Newsome and his inner circle, including assistant general manager Eric DeCosta and contract guru Pat Moriarty, have proven to be unflappable under duress and a perfect steward for this organization from original owner Art Modell – for whom he was a Hall of Fame TE in Cleveland – through current owner Steve Bisciotti."

– Jason La Canfora, CBS Sports





# JOHN HARBAUGH

HEAD COACH

COLLEGE: MIAMI (OH)

BORN: 9/23/62, PERRYSBURG, OH

EXP. (NFL/RAVENS): 21/11

Super Bowl-winning head coach John Harbaugh has led the Ravens to a playoff berth in six (2008-12 and 2014) of his 10 seasons in Baltimore, and in 2012, captured the franchise's second World Championship.

Though he never wants it to be about him, it's quite difficult to ignore Harbaugh's measurable success.

Here's a look, entering the 2018 campaign:

- Since his 2008 Baltimore arrival, the Ravens have posted the NFL's fourth-most total victories (104).
- The Ravens are one of only eight teams (NE – 9; GB – 8; Pit. – 7; Atl., Bal., Cin., Ind. & Sea. – 6) to earn at least six postseason berths in the last 10 years. (Baltimore has won at least one playoff game in each of those campaigns.)
- The Ravens' 10 playoff wins since 2008 rank as the NFL's second most (New England, 13). Of those Ravens' victories, an NFL-best seven have come on the road.
- Harbaugh ties (Bill Belichick, Andy Reid, George Seifert & Bill Walsh) for the third-most postseason victories in a coach's first 10 seasons. (Joe Gibbs is first with 12, followed by Chuck Noll with 11.)
- The 2012 Ravens won Super Bowl XLVII, 34-31, over the San Francisco 49ers in one of the most dramatic games in NFL history. Baltimore jumped to a 28-6 lead, but needed a critical goal-line stand late in the fourth quarter to help seal the victory. The Ravens overcame a furious second-half comeback and a 34-minute power outage at the Mercedes-Benz Superdome in New Orleans to clinch the franchise's second World Championship.
- Under Harbaugh's guidance, the Ravens have appeared in three AFC Championship games (2008, 2011, 2012) and have won at least one playoff game during each of their six postseasons with him as head coach.
- Harbaugh has led the Ravens to 94 regular season wins since 2008, ranking as the NFL's sixth most.
- Harbaugh, Tom Landry (Dallas) and Tom Coughlin (Jaguars/Giants) own the most road playoff wins (7) by a head coach in NFL history.

- Harbaugh is the only head coach in NFL history (since 1970 merger) to win a playoff game in each of his first four and five seasons. He is also the only head coach in NFL history to win a playoff game in six of the first seven seasons of a coaching career.
- John and his younger brother, Jim (2011, 2012 and 2013), the former 49ers' head coach, are the only NFL head coaches to reach three conference championships in the first five seasons of a coaching career.
- With Harbaugh, the Ravens have a 59-21 mark at M&T Bank Stadium over the past 10 seasons, ranking as the NFL's third-best home record during that span (2008-17).

From his job interview with the Ravens, to his first press conference, to his consistent action and talk about Baltimore, it is all about "the team" for Harbaugh. Signs can be seen around the Ravens' complex:

***"The Team, The Team, The Team."***

"My coaching philosophy can be summed up easily," said Harbaugh, the third head coach in Ravens history, following Ted Marchibroda (1996-98) and Brian Billick (1999-2007). "The three most important things are the team, the team and the team. Everything we do is to make the team better. Individuals can let their lights shine, and we encourage that. But, nothing should detract from making the team better."

Despite his early success, "Harbs" diffuses accolades: "It's about us. It's about the team. It's about the players, the coaches, Steve [Bisciotti], Ozzie [Newsome] and the scouts. It's about Dick [Cass] and the support staff. It's about all of us pulling together to win – to be the best."

Unlike other NFL head coaches, "Harbs" took the road less traveled. Most NFL field bosses graduate from pro jobs that include the word "coordinator" after "offensive" or "defensive," or they emerge from heading big-time college programs. Before becoming the Ravens' head coach in 2008, John was the Eagles' secondary coach (2007), and prior to that, Philadelphia's special teams coordinator (1998-2006) and a 14-year collegiate coach. (Harbaugh grew up learning about the game from his father, Jack, a longtime college coach.)

## COACHING BACKGROUND

YEARS	COLLEGE/PRO TEAM	POSITION
1984-86	Western Michigan . . . . .	Graduate Assistant
1987	Pittsburgh . . . . .	Tight Ends
1988	Morehead State . . . . .	DBs/Special Teams/ Strength & Conditioning
1989-94	University of Cincinnati . . . . .	Special Teams, TEs, OLBs, RBs
1995-96	University of Cincinnati . . . . .	Assistant Head Coach
1997	Indiana University . . . . .	DBs/Special Teams Coordinator
1998-2006	Philadelphia Eagles . . . . .	Special Teams Coordinator
2007	Philadelphia Eagles . . . . .	Secondary
2008-18	Baltimore Ravens . . . . .	Head Coach



# JOHN HARBAUGH



## RAVENS UNDER HARBAUGH

NFL WINS / INCLUDING PLAYOFFS

(2008-17)

Rk.	Team	Total Wins
1.	New England Patriots	136
2.	Pittsburgh Steelers	114
3.	Green Bay Packers	109
4.	<b>Baltimore Ravens</b>	<b>104</b>
5.	New Orleans Saints	101

In 1998, then-Eagles head coach Ray Rhodes hired Harbaugh, who quickly established a reputation as one of the NFL's top special teams coaches. Subsequently, he was one of four assistants retained by Andy Reid in 1999.

Prior to hiring Harbaugh, the Ravens talked with over 40 people about the energetic coach. "Did we take a chance by hiring John? My belief is that you have to be willing to do things the masses don't, or you'll never separate yourself from the masses," stated team owner Steve Bisciotti. "We obviously picked the right person."

Simply put, Harbaugh strives to be the best. "We don't want to just win a championship. We want to be a championship team," he stated. "We want to become something. We seek the highest levels."

His teams are balanced, disciplined and hard-nosed. "We want to be the most physical team, but we also want to be the cleanest. Hard-hitting and playing with physicality does not mean dirty," he added.

### ADDITIONAL RAVENS NOTES DURING HARBAUGH ERA:

Impressively, the Ravens' Top 7 seasons for fewest turnovers have all occurred during Harbaugh's tenure. In 2012, Baltimore set a franchise single-season record for fewest turnovers (16), breaking the previous mark of 20 from 2010. (In 2017, the Ravens posted their second-best figure of 17.) Constantly stressing attention to detail, Harbaugh's 2010 and 2011 teams combined to produce the fewest penalties (182) over a two-year stretch in franchise history. The 91 penalties in 2017 were the third fewest in team history.

Maintaining a strong defensive tradition, the Ravens finished four-straight seasons (2008-11) as the NFL's No. 3 scoring defense (fewest points allowed) – tying an NFL record for consecutive seasons ranking in the Top 3. Additionally, from 2014-16, Baltimore's defense was one of three teams (Den. & Sea.) to rank in the NFL's Top 10 in yards allowed each season. Harbaugh's red zone defense has also finished in the Top 5 in six of his 10 seasons, including first overall in 2011 and second in 2014, 2012 and 2008. Overall, during his time in Baltimore (2008-17), Harbaugh's defense has allowed the NFL's fewest touchdowns (322), the second-fewest points per game (19.2) and the second-fewest net yards per game (317.7).

The Ravens' offense has also experienced record-setting successes during the Harbaugh Era. In 2016, QB Joe Flacco

set a franchise single-season record by throwing for 4,317 yards. During an injury-riddled 2015 season, while starting four different QBs for the first time in franchise history, Baltimore posted the second-most total net yards in team history (89 short of 2014 record), finishing with 5,749 yards. The Ravens also set a franchise record by averaging 266.9 passing yards per game. In 2014, Flacco set a career high in touchdown passes (27) en route to Baltimore posting the most points (409) in Ravens history. Flacco, the franchise's all-time leading passer (3,267-of-5,291 for 35,780 yards and 200 touchdowns), has been especially remarkable in postseason play. The Super Bowl XLVII MVP has thrown 25 touchdowns and just 10 INTs in 15 playoff games, including 21 TDs and 3 INTs in his last eight postseason games (6-2 record).

Under Harbaugh's guidance, Flacco has produced 102 total wins, the fourth most among active starting quarterbacks since 2008. Flacco's receivers have also shined during the Harbaugh Era, with Baltimore witnessing five 1,000-yard receiving seasons – two by WR Derrick Mason (2008-09) and one each by WR Torrey Smith (2013), WR Steve Smith Sr. (2014) and WR Mike Wallace (2016). On the ground, the Ravens have had running backs eclipse the 1,000-yard rushing mark five times under Harbaugh's watch – four by RB Ray Rice (2009-12) and once by RB Justin Forsett (2014). The Ravens have averaged 115.3 rushing yards per game under Harbaugh, ranking as the NFL's 13th-best figure since 2008. "Running the football is part of our DNA in Baltimore," the coach often states.

On special teams, an impressive six Ravens have earned Pro Bowl honors while playing for Harbaugh: ST Brendon Ayanbadejo (2008), K Billy Cundiff (2010), RS Jacoby Jones (2012), K Justin Tucker (2013 & 2016), LS Morgan Cox (2015 & 2016) and P Sam Koch (2015). A byproduct of the Ravens consistently producing one of the NFL's top special teams units during Harbaugh's tenure, senior NFL writer Rick Gosselin of has ranked the Ravens in the Top 5 of his annual comprehensive ratings system in six-consecutive seasons (2012-17). (This includes a No. 1 ranking in 2015.)

### NFL ASSISTANT COACH: 1998-2007 (with Philadelphia)

Harbaugh's special teams in Philadelphia were consistently ranked among the NFL's best. From 2000-05, the Eagles' units finished in the Top 10 in five of those seasons in *The Dallas Morning News'* special teams rankings. In 2001 and 2003, Philly ranked No. 1, according to senior NFL writer Rick Gosselin's composite (includes 22 kicking-game categories).

Following the 2001 campaign, Harbaugh was voted the NFL's Special Teams Coach of the Year by his peers. He was also named The Dallas Morning News Special Teams Coach of the Year that season. In just four seasons (1998-2001), Harbaugh elevated the Eagles' special teams from 29th to first in the NFL.

In 1999, the Eagles signed K David Akers, who had been working as a part-time waiter after brief kicking stints with Carolina, Atlanta and Washington. With Harbaugh's help, Akers became a three-time Pro Bowler. Harbaugh also worked with P Dirk



# JOHN HARBAUGH

*"I like the message that John brings. He doesn't talk like a guy who has been here 10 years. It's amazing how he tends to rejuvenate himself and his message, and we're lucky to have a leader like him."*

– Ravens Owner Steve Bisciotti

Johnson, another "street" free agent, helping him record the then-Top 2 punting averages (38.4 in 2005 and 37.4 in 2004) in Eagles history. Under "Harbs," 15 Eagles earned Special Teams Player of the Week awards, while snapper Mike Bartrum was named to the Pro Bowl, and RS Reno Mahe led the NFL with a 12.8 punt return average in 2005.

**COLLEGE COACHING CAREER:** Among John's 33 years of coaching is a two-year stint (1995-96) as the assistant head coach at the University of Cincinnati, finishing 6-5 both seasons with the Bearcats. He coached 10 years on offense and four on defense at the collegiate level, launching his coaching career in 1984 at the age of 21 as a graduate assistant for his father at Western Michigan. In his second position at the University of Pittsburgh (1987), he was mentored by the legendary Sid Gillman, a Pro Football Hall of Famer. John also coached the tight ends at Pitt under head coach Mike Gottfried. While at Cincinnati (1989-96), Harbaugh coached special teams, tight ends, outside linebackers, running backs and was the recruiting coordinator.

Over eight years, Harbaugh recruited 27 starters for the Bearcats and tutored both the NCAA's top return man (former Raven Robert Tate, 34.3 KOR average in 1995) and the second-ranked returner (current Ravens secondary coach Chris Hewitt, 31.5 KOR average in 1993). John was part of a staff that helped Cincinnati produce three out of four winning seasons (1993, 1995-96) for the first time in 20 years.

"Harbs" also coached one season at Indiana in 1997 as the defensive backs coach/special teams coordinator, under former Ravens offensive coordinator Cam Cameron, and one year at Morehead State in 1988 as the defensive backs coach/special teams and strength and conditioning coordinator.

**COACHING HONORS:** In April 2014, Harbaugh was inducted into Miami (OH) University's "Cradle of Coaches Association" and was immortalized with an on-campus statue. Harbaugh's statue joins existing Cradle of Coaches statues for Earl "Red" Blaik, Paul Brown, Carm Cozza, Paul Dietzel, Weeb Ewbank, Ara Parseghian, John Pont and Bo Schembechler. The Cradle of Coaches honors Miami graduates who have earned recognition as national collegiate or professional Coaches of the Year, who have been inducted into the College Football Hall of Fame or the Pro Football Hall of Fame, or whose teams won national collegiate or professional/Super Bowl championships.

**HARBAUGH COACHING FAMILY:** Harbaugh is from a football family. His father, Jack, is a 41-year coaching veteran who won the 2002 NCAA Division I-AA football championship as the head coach at Western Kentucky. His younger brother,

Jim, who was the Ravens' starting QB in 1998, played 14 seasons in the NFL and was the San Francisco 49ers' head coach from 2011-14. (The University of Michigan hired Jim as its head football coach following the 2014 NFL campaign.) In a showdown that featured the first-ever NFL game between head coaches who are brothers, John's Ravens bested Jim's 49ers, 16-6, in a 2011 Thanksgiving Night (Nov. 24) primetime special. The Ravens, of course, then topped the 49ers, 34-31, in Super Bowl XLVII. The brothers' sister, Joani, is married to Tom Crean, the new head basketball coach at the University of Georgia.

**COLLEGE:** Harbaugh earned a degree in political science at Miami (OH), where he won the Football Scholar Athlete Award as a defensive back for the Redhawks. He earned his master's in physical education at Western Michigan.

**PERSONAL:** Devoted to his family and his Christian faith,

## DID YOU KNOW?

John Harbaugh and his wife, Ingrid, completed a 12-mile "Tough Mudder" obstacle course together in Gerrardstown, West Virginia, on April 20, 2013 (pictured below).

Notably, Ingrid has competed in six "Tough Mudder" races overall.





# JOHN HARBAUGH

## MAKING HIS MARK

Entering 2018, John Harbaugh owns the fifth-best winning percentage (.594) among active NFL head coaches, compiling a 104-71 overall record (minimum 75 games, including playoffs).



### ACTIVE HEAD COACHES / CAREER WINNING PERCENTAGE (Totals Include Regular Season and Playoff Games / Min. 75 games)

Rk.	Coach	Team	Seasons	Record	Pct.
1.	Bill Belichick	Browns/Patriots	1991-95, 2000-17	278-129	.683
2.	Mike Tomlin	Pittsburgh Steelers	2007-17	124-67	.649
3.	Mike McCarthy	Green Bay Packers	2006-17	131-78-1	.626
4.	Sean Payton	New Orleans Saints	2006-17	112-76	.596
5.	<b>John Harbaugh</b>	<b>Baltimore Ravens</b>	<b>2008-17</b>	<b>104-71</b>	<b>.594</b>
6.	Andy Reid	Eagles/Chiefs	1999-2017	194-133-1	.593

John is most active in helping the Baltimore area be better for families. He earned the 2011 “Power of Excellence Award” from the (Ben) Carson Scholars for “demonstrating excellence in life and being a role model.” He served on the board for the Port Discovery Children’s Museum and is a contributor to numerous Baltimore-area events and charities. Also a willing volunteer, his wife, Ingrid, contributes to both the Helping Up Mission and Sarah’s House.

Harbaugh is an advocate of the U.S. Military. The NFL gave him its 2013 Salute to Service Award, acknowledging exceptional efforts by those in the league who honor and support military members. (Harbaugh was also a finalist for the award in 2011.) In 2012, Army Chief of Staff General Raymond Odierno presented him with the Outstanding Civilian Service Award. Harbaugh has also visited numerous military installations, including bases in the Persian Gulf as part of the inaugural NFL USO Coaches Tour (2009), the Naval Special Warfare Center in Coronado, Calif., (2011), Andrews Air Force Base – just two days after the capture of Osama Bin Laden (2011) – and undisclosed locations in Turkey and Afghanistan.

In 2008, Harbaugh also helped institute Military Appreciation Day, an annual event that takes place during Ravens training camp. Since its establishment, over 9,000 service members have enjoyed preferred seating and opportunities to meet Ravens players and coaches. Once the season begins, Harbaugh then invites wounded warriors to be his guests at every Ravens home game. In 2017, he donated New Era hats to soldiers in Afghanistan. The hats represented all four of the major professional sports leagues and several from the NCAA as well. Additionally, he has purchased school supplies for children whose parents are serving in the military and has sent care packages to troops overseas.

A history buff, Harbaugh has taken the Ravens to Gettysburg, PA, during offseason team activities to learn about the Civil War. Near the end of the 2017 training camp, he surprised the entire team by cancelling practice on two

occasions, loading everyone on buses to visit The Pentagon and Arlington National Cemetery and another day visit to the National Museum of African American History and Culture in Washington, D.C. The trips were opportunities for players, coaches and staff to receive a behind-the-scenes tours of the historic locations and show appreciation for what each represents.

John attended Ann Arbor (MI) Pioneer HS, where he and brother, Jim, were inducted into the school’s Hall of Fame in 2016. John and Ingrid have a daughter, Alison.



**General Raymond Odierno, then-Chief of Staff of the Army, presented John Harbaugh with an Outstanding Civilian Service Award at Joint Base Myer-Henderson Hall, VA, on May 23, 2012.**

# JOHN HARBAUGH

## HARBAUGH QUICK HITS

### Only in First Five:

- "Harbs" is the only head coach in NFL history to win a playoff game in each of his first four and five seasons. He and his brother, Jim (formerly of the 49ers), are also the only coaches to advance to three conference title games in the first five years of a coaching career.

### Harbs Historically Good:

- John Harbaugh is the only head coach in NFL history to win a playoff game in six of the first seven seasons of his coaching career.

### Playoff Milestones:

- In 2014, John Harbaugh became one of eight coaches in NFL history to make the postseason in six of their first seven seasons coaching. For coaches to make the playoffs in at least six of their first 10 years, "Harbs" is one of five active coaches to do so (Pete Carroll, Mike McCarthy, Andy Reid and Mike Tomlin).

### Road Playoff Wins:

- John Harbaugh, Tom Landry (Cowboys) and Tom Caughlin (Jaguars/Giants) own the most road playoff wins (7) by a head coach in NFL history.

## QUOTABLE: JOHN HARBAUGH

*"John is the best coach I know, the best I've ever come across or competed against. I'm envious of the grasp he has of the entire game. I think offensively and with quarterback play, I'm right there with him, but I've got a ways to go in terms of special teams and understanding defense the way he does. I'm half as good as John is, but I'm trying."*

– Jim Harbaugh on his brother, John

*"What separates John from a lot of different coaches is that he watches every player. He's got tremendous work ethic, he has a passion for it, and he works well [with the scouts]. He has tremendous credibility with the scouts because they know he's done the work. That's what I love; that's a joy. He's got a strong opinion, but it's always backed up by the tape and by what he wants on this team, and the scouts and coaches always respect that."*

– Assistant GM Eric DeCosta on John's involvement with the draft process

*"The relationship we've built, I can go into his office and close the door and have a conversation, and we can both walk out of that room feeling better than when we walked into it. ... He's always in my corner, and that's big. When your coach is able to confidently support you, it means a lot. Even though it might not go a long way publicly, it goes a long way in the locker room."*

– QB Joe Flacco on his relationship with John

## HARBS IN THE PLAYOFFS

The Ravens own a 10-5 playoff record under head coach John Harbaugh, a mark that includes a 34-31 victory in Super Bowl XLVII vs. the San Francisco 49ers.

### CAREER PLAYOFF WINNING PERCENTAGE (Active Head Coaches / Min. 5 Games)

Rk.	Coach	Record	Pct.
1.	Bill Belichick	28-11	.718
2.	<b>John Harbaugh</b>	<b>10-5</b>	<b>.667</b>
3.	Dan Quinn	3-2	.600
4.	Pete Carroll	10-7	.588
5.	Sean Payton	7-5	.583

John Harbaugh owns the third-most playoff victories (10, tied with four coaches) by a head coach in his first 10 seasons (since the 1970 merger).

### MOST PLAYOFF WINS BY A HEAD COACH FIRST 10 SEASONS (Since 1970 Merger)

Coach (Team)	Playoff Wins	Seasons
Joe Gibbs (Was.)	12	1981-90
Chuck Noll (Pit.)	11	1968-78
<b>John Harbaugh (Bal.)</b>	<b>10</b>	<b>2008-17</b>
Bill Belichick (Cle. & NE)	10	1991-95, 2000-04
Andy Reid (Phi.)	10	1999-2008
George Seifert (SF & Car.)	10	1989-96, '99-'00
Bill Walsh (SF)	10	1979-88



With his daughter, Alison, by his side, John celebrated the Ravens' 34-31 Super Bowl XLVII victory over the San Francisco 49ers at the Superdome in New Orleans (2/3/13). CBS Sports' Jim Nantz interviewed Harbaugh on the victory stage.



## HEAD COACH JOHN HARBAUGH: YEAR-BY-YEAR

### 2017

- Winning six of its last nine games, Baltimore finished second in the AFC North with a 9-7 record, falling one game short of earning a playoff berth (lost on tiebreaker with Buffalo) for the seventh time in Harbaugh's 10-year tenure...All the Ravens needed to make the 2017 playoffs was a home win over Cincinnati in Week 17. However, Baltimore's hopes were dashed when the Bengals produced a 49-yard touchdown pass on fourth-and-12 with just 44 seconds remaining to earn a hard-fought, 31-27 victory that closed out the season in heartbreaking fashion.

- The Ravens produced NFL bests in interceptions (22), takeaways (34) and shutouts (3 – the most in a season since the 2003 Patriots)...Baltimore's +17 turnover differential ranked No. 1 in the NFL, while its defensive passer rating (72.4) and 5 defensive touchdowns (tied with Det. & Phi.) were each second best...Baltimore allowed just 18.9 points per game, which ranked sixth best in the league...It marked the seventh time during the John Harbaugh Era (since 2008) that the Ravens produced a Top 10 scoring "D."...Behind Pro Bowlers LB C.J. Mosley, OLB Terrell Suggs and S Eric Weddle, Baltimore's defense ranked 12th overall (325.1 ypg).

- Over the season's last nine games, Baltimore scored the NFL's second-most points per contest (29.4)...During this span, the Ravens also ranked No. 1 in fewest giveaways (5) and No. 2 in sacks allowed (10)...Baltimore finished the year ranking ninth overall in points per game (24.7) and seventh (tied) in both giveaways (17) and sacks allowed (27).

- Football Outsiders tabbed Baltimore's special teams as the NFL's No. 1 overall unit in 2017...The Ravens' ranking (9.2%) is the NFL's eighth highest in a season since 1986...In the annual special teams report from senior NFL writer Rick Gosselin, Baltimore has now ranked in the league's Top 5 for six-straight seasons (No. 4 in 2017)...The most accurate kicker in NFL history, K Justin Tucker connected on 34 of 37 FGAs and all 39 PATs to earn first-alternate Pro Bowl honors...P Sam Koch posted NFL bests in both punts inside the 10 (16) & 20 (40), with the 40 boots inside the 20 setting a new franchise record...Baltimore also ranked No. 1 in kickoff return average (27.5), No. 5 in punt return average (10.1) and No. 1 in opponent KOR average (18.6).

### 2016

- The Ravens finished second in the AFC North with an 8-8 record (4-2 in division play) behind the 11-5 Pittsburgh Steelers...The Ravens entered Game 15 at Pittsburgh with the opportunity to tie for first in the division, but dropped a dramatic 31-27 decision when the Steelers scored the winning TD with 9 seconds left...Baltimore played the NFL's second-most games (12) that were decided by 8 points or fewer...In posting a 6-2 record at M&T Bank Stadium, the Ravens boasted the NFL's No. 1 defense in both points (14.8) and yards allowed (260.3) at home.

- Through the first 12 games, Baltimore's defense ranked No. 1 in the NFL in yards allowed, the unit finished seventh overall (322.1 ypg). (The Ravens became one of three teams – Den. & Sea. – to rank in the NFL's Top 10 defenses from 2014-16.)...Allowing 89.4 rushing yards per game, the Ravens' ranked No. 5 vs. the run...Baltimore's ninth-ranked pass defense (232.8 ypg) tied (KC & SD) to produce the NFL's most INTs (18)...Earning his second Pro Bowl in three seasons, ILB C.J. Mosley helped the Ravens allow the league's ninth-fewest points (20.1 ppg),



### 10 RAVENS SEASONS (2008-17)

Regular Season Record	94-66
at Home	59-21
on Road	35-45
vs. AFC	71-49
vs. AFC North	37-23
vs. NFC	23-17
Playoffs Record	10-5
Playoffs Home Record	2-0
Playoffs Road Record	7-5
Super Bowl Record	1-0
<b>Overall Career Record</b>	<b>104-71</b>

### JOHN HARBAUGH SEASON-BY-SEASON

Year	Record	Playoffs
2017	9-7	No playoff berth
2016	8-8	No playoff berth
2015	5-11	No playoff berth
2014	10-6	1-1 (Divisional)
2013	8-8	No playoff berth
2012	10-6	4-0 (Won Super Bowl XLVII)
2011	12-4	1-1 (AFC Championship)
2010	12-4	1-1 (Divisional)
2009	9-7	1-1 (Divisional)
2008	11-5	2-1 (AFC Championship)

while free agent acquisition S Eric Weddle was spectacular in registering a team-high 4 INTs (tied with Mosley) and a career-high 13 PD.

- QB Joe Flacco set a single-season franchise record by throwing for 4,317 yards, adding 20 TDs...TE Dennis Pitta produced 729 receiving yards while leading the NFL in catches (86) by a TE. (Pitta also set the Ravens' single-season TE record for receptions.)...Pro Bowl FB Kyle Juszczyk led the league in receptions (37) and receiving yards (266) by a fullback, while also serving as a lead blocker for RB Terrance West (774 yards)...G Marshal Yanda earned his sixth-consecutive Pro Bowl honor, marking the longest active streak among NFL guards, and C Jeremy Zuttah was selected to the All-Star game as an alternate.

- In earning his second Pro Bowl and becoming a unanimous first-team All-Pro selection, K Justin Tucker produced perhaps the greatest season ever by an NFL kicker...Tucker scored a single-season franchise-record 141 points, connecting on 38 of 39 FGs (lone miss was a block) and 27 of 27 PATs...Tucker's 38 FGs ranked first in the NFL, while he was 10-for-10 from 50-plus yards, tying (Blair Walsh, 2012) for the most such kicks in NFL single-season history...Amazingly, an NFL single-season record 24 of Tucker's 38 FGs made came from 40 yards or beyond (he was 24-of-24 on such boots)...LS Morgan Cox earned his second-straight Pro Bowl invitation.

### 2015

- The Ravens finished third in the highly-competitive AFC North, posting a 5-11 record...It marked just the second time Baltimore did not make the playoffs in Harbaugh's eight seasons...The Ravens had 20 players on Injured Reserve (NFL's second most), including eight key starters (DE Chris Canty, QB Joe Flacco, RB Justin Forsett, TE Crockett Gillmore, T Eugene Monroe, WR Steve

## HEAD COACH JOHN HARBAUGH: YEAR-BY-YEAR

Smith Sr., OLB Terrell Suggs and C Jeremy Zuttah)...Baltimore played an NFL-record 14 games decided by 8 points or fewer (tied, 1994 NY Giants) and played an NFL-high (tied, Chicago) seven games decided by 3 points or fewer (4-3 record).

- Despite starting four different QBs (Joe Flacco, Matt Schaub, Jimmy Clausen & Ryan Mallett) for the first time in franchise history, Baltimore posted the second-most total net yards (5,749) in team annals...The Ravens also set a franchise record by averaging 266.9 passing yards per game, thanks in part to a unit that allowed the NFL's third-fewest sacks (24)...Leading the O-line was G Marshal Yanda, who earned his fifth-straight Pro Bowl nod...WR Kamar Aiken finished with team highs in catches (75), receiving yards (944) and receiving TDs (5).

- The Ravens boasted the NFL's top overall special teams unit, ranking No. 1 in both senior NFL writer Rick Gosselin's (*The Dallas Morning News*) annual comprehensive ratings system and the Pro Football Focus rankings (It was Baltimore's fourth-straight ranking in Gosselin's Top 5)...P Sam Koch and LS Morgan Cox (a "need" player) earned their first Pro Bowl honors, with Koch posting a 42.9 net average (second in the NFL) and allowing 5.0 yards per return (the NFL's second-best figure)...The Ravens blocked a kick (2 PATs, 2 FGs and 1 punt) in five-straight contests, a feat that had not been accomplished since 1983 (Atlanta)...Baltimore's 5 blocked kicks in 2015 tied (Oakland) for the NFL's most.

- The Ravens ranked No. 8 in total defense, marking the 11th time the unit finished in the NFL's Top 10 in 13 seasons (2003-15)...In the season's final eight games, Baltimore posted the NFL's No. 2 overall defense and the No. 1 pass defense...Second-year LB C.J. Mosley tallied 116 tackles, 4 sacks and 7 PD, adding 1 FF and a 41-yard FR-TD...OLB Elvis Dumervil, whose leadership was valuable in the absence of OLB Terrell Suggs (Achilles tear), posted a team-high 6 sacks and made the Pro Bowl as an alternate.

### 2014

- The Ravens produced a 10-6 regular season record, earning their sixth playoff berth in seven seasons...Baltimore, one of three AFC North teams to make the postseason, finished third in the division behind Pittsburgh (11-5) and Cincinnati (10-5-1), but advanced to the Divisional Playoff round after capturing a 30-17 Wild Card victory in the Steel City...The Ravens' bid to reach their fourth AFC Championship game under Harbaugh was cut short in New England, where Baltimore fell to the Patriots, 35-31, after holding two 14-point leads during a thrilling battle.

- The Ravens set single-season franchise records by scoring 409 points and producing 5,838 yards of offense in 2014...Baltimore gave up just 19 sacks (second fewest in team history), which ranked only behind Denver's 17 as the NFL's fewest allowed...QB Joe Flacco tallied career bests in yards (3,986, since surpassed) and touchdown passes (27), while key free agent addition WR Steve Smith Sr. reached the 1,000-yard receiving milestone for the eighth time in his career (1,065 yards on 79 catches)...WR Torrey Smith posted 11 receiving TDs, the second most in Ravens single-season history...First-time Pro Bowl RB Justin Forsett produced a career-high 1,266 rushing yards (the NFL's fifth most) and led the league in runs of 20-plus yards (a team-record 17); Forsett's single-season franchise-record 5.4 rushing average also ranked as the NFL's No. 1 mark among running backs.

- Led by OLB Terrell Suggs and 2014 Pro Bowl selections OLB Elvis Dumervil and rookie LB C.J. Mosley, Baltimore racked up

the NFL's second-most sacks (49, tied with Philadelphia), boasted the No. 2 red zone defense (42.6) and allowed the fourth-fewest rushing yards per game (88.3).

- P Sam Koch produced the NFL's No. 3 gross average (47.4) and No. 1 net average (43.3), setting the Ravens' single-season records for each...Highlighted by his third-career 108-yard KOR-TD, RS Jacoby Jones ranked second in the NFL in KOR average (30.6)...As a team, the Ravens were No. 1 in the league with a 28.3-yard KOR mark.

### 2013

- For the first time since Harbaugh's 2008 arrival, Baltimore did not make the playoffs, falling one game short with an 8-8 mark and placing third in the AFC North...Baltimore played an NFL-high nine games decided by 3 points or less, compiling a 5-4 record in those contests...How close were the Ravens to making the playoffs? They were tied 17-17 near the end of the third quarter in the season-ending loss at Cincinnati, needing a victory to secure what would have been their sixth-straight postseason berth.

- OLB Terrell Suggs (10) and OLB Elvis Dumervil (9.5) combined for 19.5 sacks, with Suggs earning his sixth Pro Bowl invite...NT Haloti Ngata was elected to his fifth Pro Bowl, while CB Lardarius Webb's 22 PD ranked as the NFL's second most.

- WR Torrey Smith tallied 1,128 receiving yards, the second most in single-season team history (Michael Jackson - 1,201 in 1996) and had a career-high 65 catches, posting the NFL's fifth-best yards-per-catch average (17.4)...Undrafted rookie WR Marlon Brown's 7 receiving TDs tied (Torrey Smith, 2011) for the most by a rookie in team history, while he also finished second (Smith, 2011) in catches (49) and receiving yards (524) by a Ravens' rookie...G Marshal Yanda also earned his third Pro Bowl honor.

- Pro Bowl K Justin Tucker set franchise records in FGs made (38) and FGs attempted (41) and produced a franchise-record 140 points (tied for sixth in NFL)...Tucker also had 6 FGs of 50-plus yards and kicked 3 game-winning FGs, including a team-record 61-yarder at Detroit.

### 2012

## SUPER BOWL CHAMPIONS

- The Ravens captured a second-consecutive AFC North title with a 10-6 mark before sweeping four playoff games to win Super Bowl XLVII: 24-9 over the visiting Colts on Wild Card weekend; 38-35 in double overtime at Denver in the Divisional Round; 28-13 at New England in the AFC Championship – shutting out the Patriots, who owned the league's top offense, in the second half; and then topping the 49ers, 34-31, in New Orleans at the Mercedes-Benz Superdome after jumping to a 28-6 third-quarter lead...Showing a resolve that was a hallmark of that championship team, the Ravens overcame a three-game December losing streak and 53 games lost to defensive starters to win the title.

- Baltimore set a then-franchise record by scoring 398 points, averaging the NFL's 10th-most points per game (24.9)...The Ravens scored a team-record 254 points at home, producing the NFL's fourth-best home average of 31.8 ppg...Baltimore also surrendered just 16 give-aways, setting a franchise single-season record low.



## HEAD COACH JOHN HARBAUGH: YEAR-BY-YEAR

- The Ravens' special teams units were spectacular: In addition to posting a league-best (tied, Darius Reynaud) 3 kick return TDs (108- & 105-yard KORs and 63-yard PR), WR/RS Jacoby Jones led the NFL in KOR average (30.7)...Rookie K Justin Tucker, an undrafted free agent signing, made 30 of 33 FGAs (90.9%), producing the second-best success rate in Ravens single-season history and the second-best mark by a rookie kicker in NFL history.

- Six Ravens earned Pro Bowl honors: S Ed Reed (ninth), DT Haloti Ngata (fourth), FB Vonta Leach (third), RB Ray Rice (third), G Marshal Yanda (second) and Jones (first).

- En route to winning Super Bowl XLVII, the Ravens produced one of the most electrifying postseasons in NFL history by averaging 410.3 yards of offense per game (134.8 rush & 275.5 pass), scoring 31.0 points per contest and allowing just 22.0...WR Anquan Boldin recorded 22 catches for 380 yards and 4 TDs, while Jones posted a 29.4 receiving average (5 for 147), catching TDs of 70 and 56 yards (Jones also had a 108-yard KOR-TD in the Super Bowl)... With a 3-TD performance vs. the 49ers, QB Joe Flacco threw 11 TD passes in the postseason, tying the NFL single-postseason record shared by Joe Montana (1989) and Kurt Warner (2008)... Flacco finished the Super Bowl 22-of-33 for 287 yards to produce a 124.2 rating (eighth-best mark in SB history) and earned game MVP honors...The Ravens' defense was also stout during the playoffs, registering 10 take-aways (6 INTs and 4 FRs) to produce a +6 turnover differential.

### 2011

- Producing a second-straight 12-4 record (13-5 overall), Baltimore won the AFC North, sweeping the division for the first time in team history...The Ravens were 6-0 against playoff teams (7-1 including postseason), matching Green Bay as the only clubs to go undefeated in division play and against other postseason qualifiers...In what was a franchise first, the Ravens also went unbeaten at home (9-0 with a playoff win over Houston)... Baltimore earned a 20-13 Divisional Round victory over the Texans, and then fell, 23-20, in a heartbreaking AFC Championship thriller at New England.

- The Ravens' defense, which finished No. 3 in the league in fewest points permitted (16.6) for the fourth-straight year, tied an NFL record for consecutive seasons of being in the Top 3 for points allowed.

- RB Ray Rice produced a career-high and NFL-best 2,068 yards from scrimmage, ranking second in rushing (1,364)...Rice also set a team mark with 15 total TDs...WR Torrey Smith was third among NFL rookies with 841 receiving yards (50 catches); his receptions and yards, plus 7 TDs, set new Ravens first-year standards.

- Eight Ravens earned Pro Bowl honors: LB Ray Lewis (13th), S Ed Reed (eighth), OLB Terrell Suggs (fifth), DT Haloti Ngata (third), FB Vonta Leach (second), Rice (second), G Ben Grubbs (first) and G Marshal Yanda (first)...Suggs was also named the 2011 *Associated Press* Defensive Player of the Year, marking the fourth time a Raven has won the honor (Reed - 2004 and Lewis - 2003 & 2000).

### 2010

- Baltimore tied Pittsburgh for the best record in the division at 12-4, but lost the AFC North on the division-record tiebreaker (5-1 to 4-2)...Baltimore, Indianapolis (an NFL record nine in a row) and Philadelphia became the only teams to make the playoffs

from 2008-10...The 2010 campaign also marked the first time the Ravens ever earned the postseason three years in a row (the Ravens later extended their record to five years in 2012).

- In the Wild Card game at Kansas City, the Ravens prevailed 30-7...Baltimore then dropped a 31-24 Divisional Round contest at Pittsburgh, which advanced to the Super Bowl...Harbaugh became the first head coach in NFL history to take over a sub-.500 team and then win a playoff game in each of his first three seasons (2008-10).

- Five Ravens earned Pro Bowl honors: K Billy Cundiff (first), LB Ray Lewis (12th), DT Haloti Ngata (second), S Ed Reed (seventh) and OLB Terrell Suggs (fourth)...WR Anquan Boldin tallied team highs with 64 catches and 837 receiving yards, while QB Joe Flacco threw 25 TD passes and a career-high passer rating (93.6)...RB Ray Rice finished with 1,776 yards from scrimmage, the NFL's third most.

### 2009

- After posting a 9-7 record, the Ravens produced their sixth playoff team of the decade (2000-09)...Behind the NFL's ninth-ranked scoring offense (24.4 ppg) and a defense that finished third in total yards (300.5 ypg) and points allowed (16.3 ppg), the Ravens upended the Patriots (33-14) in the Wild Card round, becoming the first road team to win a playoff game at New England since 1978.

- For the first time in team history, Baltimore had a 3,000-yard passer (Joe Flacco - 3,613), 1,000-yard rusher (Ray Rice - 1,339) and 1,000-yard receiver (Derrick Mason - 1,028) in the same season.

- Five Ravens were voted into the Pro Bowl, including LB Ray Lewis (11th), FB Le'Ron McClain (second), DT Haloti Ngata (first), S Ed Reed (sixth) and Rice (first), who tallied the NFL's second-most yards from scrimmage (2,041)...Rookie T Michael Oher, who started all 16 games, finished second for Diet Pepsi Rookie of the Year (*NFL.com* fan vote) and earned All-Rookie team honors.

### 2008

- In Harbaugh's initial Baltimore season, the Ravens produced an 11-5 record and advanced to the AFC Championship game... Baltimore won the Wild Card game at Miami (27-9) and the Divisional game at the AFC's top-seeded Tennessee Titans, 13-10...Pittsburgh, the eventual Super Bowl champion, stopped the Ravens (23-14) in the AFC title matchup at Heinz Field...This first Harbaugh/Ravens team tied the NFL record (since 1978) for turnarounds by a head coach taking over a sub-.500 team...The Ravens' 2-1 playoff record following that regular season campaign established a new league standard in this same category... With the 13 total victories in 2008, Harbaugh set the NFL record for the most wins ever by a rookie head coach starting a rookie quarterback (Joe Flacco).

- Baltimore's stifling defense ranked No. 2 in the NFL by allowing 261.1 yards per game and was No. 3 in points allowed per game (15.3)...The Ravens also produced an NFL-best 26 INTs, including five returned for touchdowns...S Ed Reed tied his career high (2004) with a league-leading 9 INTs.

- Five players earned Pro Bowl honors: LB Ray Lewis (10th), Reed (fifth), ST Brendon Ayanbadejo (third), OLB Terrell Suggs (third) and FB Le'Ron McClain (first)...Flacco, who became the first rookie QB ever to win two playoff games, was named the Diet Pepsi Rookie of the Year (*NFL.com* fan vote).





# JERRY ROSBURG

SPECIAL TEAMS COORDINATOR / ASSOCIATE HEAD COACH

COLLEGE: NORTH DAKOTA STATE

BORN: 11/24/55, FAIRMONT, MN

EXP. (NFL/RAVENS): 18/11

**JERRY ROSBURG**, now in his 40th season coaching, has guided an exceptional special teams group over his 10 years (2008-17) with the Ravens. Specifically in the past six seasons (2012-17), the Ravens' special teams units have consistently been acknowledged as one of the league's best. In 2017, *Football Outsiders* named the Ravens' unit No. 1 overall. The ranking is the NFL's eighth highest in a season since 1986. Also, in the annual special teams report from senior NFL writer Rick Gosselin, Baltimore has ranked in the NFL's Top 5 for six-straight seasons, including first in 2015. (Gosselin's report is recognized by NFL teams as a special teams measuring stick.) Overall, no other NFL team has been in the Top 5 (or Top 10) in each of the past six seasons (*see chart at right*). During Rosburg's tenure in Baltimore, the Ravens have produced the NFL's No. 1 kickoff return average (25.4), once again leading the league (27.5) in 2017. In the past seven seasons (2011-17), Baltimore has produced 10 total kick return TDs (5 PR & 5 KOR), ranking as the NFL's second most (tied, KC). Under Rosburg's direction, six Ravens have earned Pro Bowl honors, including K Justin Tucker and LS Morgan Cox (twice each) and P Sam Koch.

**ADDITIONAL COACHING HIGHLIGHTS:** Baltimore's kickers have been exceptional under Rosburg's tutelage. Entering 2018, two-time Pro Bowl K Justin Tucker is the most accurate kicker in NFL history with a 90.2% on field goal attempts (202 of 224). Tucker, who Rosburg scouted and helped sign as a rookie free agent, owns the most FGs (202) since entering the NFL in 2012. In 2016, Tucker produced perhaps the best season ever by an NFL kicker, recording a single-season franchise-record 141 points. His 10 FGs of 50+ yards tied (Blair Walsh, 2012) for the most such kicks in NFL single-season history. Pro Bowl P Sam Koch, who earned his first trip to Hawaii in 2015, is one of the league's most accurate and consistent punters. He set single-season franchise punting records in 2014 with a 47.4 gross average (third in NFL) and a 43.3 net average (No. 1 in NFL), also shattering career bests. Rosburg's return units have been outstanding, as well, leading the league in KOR average

**ONLY TEAM WITH SIX STRAIGHT IN TOP 5**

**RAVENS SPECIAL TEAMS RANKINGS  
IN RICK GOSSELIN'S ANNUAL REPORT  
(Past Six Seasons)**

Season	Ranking
2017	4th
2016	5th
2015	1st
2014	5th
2013	5th
2012	2nd

**The Ravens are the only NFL team to rank in Gosselin's Top 5 – and incredibly, even the Top 10 – in each of the past six seasons.**

in 2017 (27.5), 2014 (28.3) and 2012 (27.3) and ranking third in the NFL in punt return average (11.3) in 2015. Also, since 2014, the Ravens have 13 blocked kicks, ranking second in the NFL. In Baltimore's Super Bowl XLVII championship season (2012), WR/RS Jacoby Jones was spectacular, earning a Pro Bowl berth as a return specialist. Jones, who became the first player ever to record dual KORs of at least 105 yards in a career, tied for a league-leading 3 kick return TDs (2 KORs & 1 PR) and averaged an NFL-best 30.7 yards per kickoff return. Jones also tied an NFL record for longest KOR in Super Bowl history with his 108-yard KOR-TD in Super Bowl XLVII. Prior to his arrival in Baltimore, Rosburg built a successful NFL special teams resume both with the Browns (2001-06) and Falcons (2007) after a solid 20-year collegiate coaching career. Also, under his leadership, Cleveland's special teams units were consistently ranked among the NFL's best.

**2008-17: (with Baltimore)** Over the last 10 seasons, Ravens special teams units have been outstanding under Rosburg's direction. **2017:** Ravens ranked No. 1 both in KOR average (27.5) and opponent KOR average (18.6)...P Sam Koch posted NFL bests in both punts inside the 10 (16) and 20 (40)...Ravens ranked fourth in Rick Gosselin's annual special teams report,

## COACHING BACKGROUND

YEARS	COLLEGE/PRO TEAM	POSITION
1979-80	Fargo Shanley (ND) HS	Assistant Coach
1981-82	Northern Michigan	Graduate Assistant
1983-85	Northern Michigan	Linebackers
1986	Northern Michigan	Defensive Coordinator/Secondary
1987-91	Western Michigan	Linebackers/Special Teams
1992-95	University of Cincinnati	Linebackers/Special Teams/Secondary
1996	University of Minnesota	Secondary
1997-98	Boston College	Secondary
1999-2000	Notre Dame	Cornerbacks/Special Teams
2001-06	Cleveland Browns	Special Teams Coordinator
2007	Atlanta Falcons	Special Teams Coordinator
2008	Baltimore Ravens	Special Teams Coordinator
2009-13	Baltimore Ravens	Assistant Head Coach/STs Coordinator
2014-18	Baltimore Ravens	Special Teams Coordinator/Assoc. Head Coach





# JERRY ROSBURG

marking the sixth-straight season Baltimore has been in the Top 5, the only team to accomplish the feat. **2016:** K Justin Tucker, who had perhaps the best season ever by an NFL kicker, earned his second Pro Bowl and was a unanimous All-Pro selection...He recorded a single-season franchise-record 141 points, connecting on 38 of 39 FGs (lone miss was a block)...His 38 FGs ranked first in the NFL, while he was 10-for-10 from 50+ yards, tying (Blair Walsh, 2012) for the most such kicks in NFL single-season history...An NFL single-season record 24 of Tucker's 38 FGs made came from 40 yards or beyond (he was 24-of-24 on such boots)...LS Morgan Cox also earned his second Pro Bowl. **2015:** Gosselin ranked the Ravens as the NFL's top special teams unit, also ranking No. 1 by *Pro Football Focus*...Baltimore was third in the NFL in punt return average (11.3), while allowing the second-fewest yards per punt return (5.0)...P Sam Koch and Cox each earned their first Pro Bowls...Ravens blocked a kick (2 PATs, 2 FGs and 1 punt) in five-straight contests, a feat that had not been accomplished since 1983 (Atlanta)...The 5 blocked kicks tied (Oak.) for most...Tucker became the fastest kicker in NFL history to reach 500 points (60 games) and make 100 FGs (50 games). **2014:** Ravens led NFL in KOR average (28.3), the fourth time in seven seasons the team has finished in the Top 5...Koch, a Pro Bowl first alternate, produced single-season career highs: the NFL's No. 3 gross average (47.4) and No. 1 net average (43.3)...Promoted to special teams coordinator/associate head coach. **2013:** Tucker, who earned his first Pro Bowl nod, totaled the then-second-best field goal success rate (92.7, 38-of-41) in Ravens single-season history and set a then-franchise record with 140 points...He also kicked 3 game-winning FGs, including a 61-yarder at Detroit...Ravens were second in kickoff return average (26.4) and third in punt return average (14.2). **2012:** Ravens finished first in NFL with a then-team-record 27.3 kickoff return average...Jones tied for a league-leading 3 kick return TDs (2 KORs: 108 and 105 yards & 1 PR: 63 yards) and averaged an NFL-best 30.7 yards per kickoff return...In Super Bowl XLVII, Jones added a fourth special teams TD with his second 108-yard KOR-TD of the season...Jones became the only player in NFL history to have dual KOR-TDs of at least 105 yards in a career (108- & 105-yarders)...Koch set then-Ravens single-season punting records with a 47.1 gross average and 40.8 net average...Tucker (90.9%) produced the second-best success rate by a rookie kicker in NFL history...Tucker made 42 of 42 PATs, setting a single-season franchise record. **2009:** Team set a then-franchise record, ranking second in the NFL, with a 26.2-yard KOR average...Coverage units ranked fourth in opponent kickoff return average (20.3) and limited foes to an average starting line of 26.9 (second best in NFL)...Promoted to assistant head coach/special teams coordinator. **2008:** Koch led the league with 18 punts inside the 10-yard line and was second with 34 punts inside the 20.

**2007: (with Atlanta)** In one season with Atlanta, the Rosburg-led Falcons' special teams units held a number of Top 10 NFL rankings: Second in opponents' average starting field position (25.5) and sixth in KOR average (24.4)...Special teams allowed opponents an average of 7.5 yards per PR, ranking eighth in the NFL.

**2001-06: (with Cleveland)** Over a five-year span (2002-06), the Browns' special teams were ranked as the top NFL team in Rick Gosselin's report...Was instrumental in developing the successful career of WR/RS Dennis Northcutt, helping him set team records for career punt returns (202) and career punt return yardage (2,149)...K Phil Dawson became one of the NFL's most accurate kickers. **2006:** Browns ranked fifth in Gosselin's poll...Rosburg guided Northcutt, who finished fourth with an 11.1 punt return average...RS Joshua Cribbs set a then-team record for most KOR yards in franchise history with 1,494...Browns were the only NFL team to finish the season in the Top 5, both in starting field position on kickoffs (31.4 – second in NFL) and opponent starting position (25.3 – fourth in NFL)...Former Ravens P Dave Zastudil finished sixth in the NFL in net punting average (38.4) and sixth with 28 punts inside the 20 in his first year under Rosburg. **2005:** Browns led league in special teams scoring – only team to score a special teams TD three different ways: off a PR, off a KOR and off a blocked FGA...Northcutt ranked fourth in the league in punt return average (10.1)...Dawson ranked second in FG accuracy (27-of-29 for 93.1%)...Gosselin ranked the Browns sixth best for the second-straight year. **2002:** Browns notched a fourth-place ranking by Gosselin. **2001:** Named special teams coach.

**1999-2000: (with Notre Dame)** **2000:** Fighting Irish played in the Fiesta Bowl after a Bowl Championship Series berth. **1999:** Was named cornerbacks/special teams coordinator.

**1997-98: (with Boston College)** Was the Eagles' secondary coach for two seasons.

**1996: (with University of Minnesota)** Secondary coach.

**1992-95: (with University of Cincinnati)** Shared STs duties over the course of four years with John Harbaugh. **1995:** Rosburg coached the secondary. **1992-94:** Coached LBs, including former Raven Brad Jackson.

**1987-91: (with Western Michigan)** A year after John Harbaugh departed the school (1987), Rosburg coached LBs and special teams for the Broncos. **1988:** Team won nine games and earned a California Bowl appearance.

**1981-86: (with Northern Michigan University)** **1986:** Named defensive coordinator and coached the secondary. **1983-85:** Spent three years coaching LBs. **1981:** Launched college coaching career in a graduate assistant role.

**1979-80 (with Fargo Shanley HS, Fargo, ND)** Began career as an assistant coach before entering the collegiate ranks.

**COLLEGE:** An All-America LB at North Dakota State...Team and conference MVP (1977)...Earned his bachelor's degree in social science education in 1978 and his master's in education administration (1983) from Northern Michigan.

**PERSONAL:** Attended Fairmont (MN) HS...Jerry and his wife, Sherry, have three children: a daughter, Megan, a former captain volleyball player at American University, a son, Jerad, a hockey player for Michigan State University, and another daughter, Margaret, who is in her sophomore year at Saint Louis University, where she plays for the Billiken volleyball team.



# DON MARTINDALE

DEFENSIVE COORDINATOR

COLLEGE: DEFIANCE COLLEGE

BORN: 5/19/63, DAYTON, OH

EXP. (NFL/RAVENS): 14/7

**DON "WINK" MARTINDALE** was promoted to defensive coordinator on Jan. 9, 2018 after six years working with Baltimore's linebackers. Originally joining the Ravens in 2012, during the past six seasons, Martindale has guided and helped grow a number of standout linebackers, most notably ILB C.J. Mosley, who has developed into one of the league's top players. Now a three-time Pro Bowler, Mosley is one of two NFL defenders (Luke Kuechly) to tally at least 450 tackles, 5 sacks and 5 INTs since his 2014 rookie campaign. (He has 469, 8 and 8, respectively.) Mosley's 469 tackles over the past four years are also the league's fifth-most. Martindale inherits a defense that in 2017 led the NFL in INTs (22), takeaways (34) and shutouts (3 – the most in a season since the 2003 Patriots). Baltimore allowed 18.9 points per game, which ranked No. 6 in the league, marking the seventh time during the John Harbaugh Era (2008-17) the Ravens produced a Top 10 scoring "D." Over the past two seasons (2016-17), the Ravens have recorded more takeaways (62) and INTs (40) than any other NFL team. In 2016, Baltimore produced an NFL-high 18 INTs (tied, KC & SD), including 4 from Mosley, who ranked second among NFL linebackers. Impressively, Mosley's 8 INTs since 2014 rank as the league's second most among all linebackers. Additionally, standout LB Zachary Orr, who was forced to retire following the 2016 campaign due to a congenital spinal condition, earned second-team All-Pro honors after finishing with a team- and career-high 130 tackles (10th most in the NFL in 2016). Following the 2014 campaign, Mosley became the first rookie Raven to earn Pro Bowl honors and finished second in the AP NFL Defensive Rookie of the Year voting. In addition to Mosley, former Ravens LB Daryl Smith was a standout performer for Baltimore, becoming one of just two NFL players (Lavonte David) to post at least 350 tackles, 5 sacks, 5 INTs and 4 FFs from 2013-15. In 2013, Smith led the team with 123 tackles, also setting a Ravens' single-season record by a linebacker with 19 PD.

**ADDITIONAL COACHING HIGHLIGHTS:** Martindale was the Broncos' defensive coordinator in 2010, and in 2009, coached all four linebackers in Denver's 3-4 scheme. During that '09 campaign, former Ravens OLB Elvis Dumervil earned first-team All-Pro and Pro Bowl honors after registering 17 sacks. Martindale originally entered the NFL in 2004 and spent five years guiding the Oakland Raiders' LBs (2004-08). Prior to that, "Wink" coached 11 seasons in the collegiate ranks, including three years at the University of Cincinnati alongside then-assistant head coach John Harbaugh. Martindale also helped Western Kentucky and head coach Jack Harbaugh earn a Division I FCS National Championship in 2002.

**2012-17: (with Baltimore) 2017:** Guided the linebackers for the NFL's sixth-ranked scoring defense (18.9 ppg)...LB C.J. Mosley earned his third Pro Bowl in four seasons, after tallying 132 total tackles, 11 TFL, 2 INTs (1 for a 63-yard TD), 1 sack, 3 FRs and 3 FFs. **2016:** Over a three-year period, Ravens were one of three teams (Den. & Sea.) to finish in the NFL's Top 10 in total defense in each year from 2014-16...Named the team's linebackers coach and helped guide Mosley to his second Pro Bowl campaign after producing 92 tackles (56 solo) and a career-high and team-leading (tied) 4 INTs...LB Zachary Orr led the team with a career-high 130 tackles before retiring on 1/20/17 due to a congenital spinal condition...Baltimore's defense finished first in the NFL with 18 INTs (tied, KC & SD), allowed the fifth-fewest rushing yards (89.4 ypg) and ranked seventh overall (322.1 ypg.). **2015:** Martindale helped Mosley total 116 tackles (76 solo), a career-high 4 sacks (-18 yards), 7 PD, 1 FF and 2 FRs for the NFL's eighth-ranked defense (337.4 ypg)...Baltimore's unit finished No. 2 overall (291.1 ypg) and No. 1 vs. the pass (183.3 ypg) over the season's final eight games...LB Daryl Smith led the team and ranked 10th in the NFL with 121 tackles (72 solo), adding 3 sacks (-19.5 yards), 1 INT and 3 PD. **2014:** Mosley became the first rookie in Ravens history to earn Pro Bowl

## COACHING BACKGROUND

YEARS	COLLEGE/PRO TEAM	POSITION
1986	Defiance College	Secondary
1987	Defiance College	Defensive Coordinator/Secondary
1988-93	High Schools	Defensive Coordinator
1994-95	Notre Dame	Defensive Assistant
1996	University of Cincinnati	Defensive Ends
1997-98	University of Cincinnati	Linebackers/Special Teams Coordinator
1999	Western Illinois	Defensive Coordinator/Linebackers
2001-02	Western Kentucky	Inside Linebackers/Special Teams Coord.
2003	Western Kentucky	Defensive Coordinator/Inside Linebackers
2004-05	Oakland Raiders	Inside Linebackers
2006-08	Oakland Raiders	Linebackers
2009	Denver Broncos	Linebackers
2010	Denver Broncos	Defensive Coordinator
2012-15	Baltimore Ravens	Inside Linebackers
2016-17	Baltimore Ravens	Linebackers
2018	Baltimore Ravens	Defensive Coordinator





# DON MARTINDALE

*“Wink’ has earned the promotion to defensive coordinator. His aggressive mentality will serve to take our defense to new levels. He is obviously respected by players, many of whom have already benefited from his direct coaching at the linebacker position. He knows the ins and outs of what we have been about on defense and has been an important contributor to our success on that side of the ball.”*  
*– Head Coach John Harbaugh*

honors, finishing as the NFL’s only player with at least 125 tackles, 3 sacks and 2 INTs...Smith registered 127 tackles, 1 sack, 1 INT and 2 FFs...Ravens allowed the NFL’s sixth-fewest points (18.9 ppg) and eighth-fewest yards per game (336.9), also producing the NFL’s No. 2 red zone defense (42.6%). **2013:** Smith, who was signed to help replace retired future Hall of Fame LB Ray Lewis, turned in a stellar season...He led the team with 123 tackles, also setting a Ravens’ single-season record by a LB with 19 PD (Ray Lewis, 13 in 2003)...Smith was also one of three NFL defenders to tally at least 100 tackles, 5 sacks and 3 INTs...Defense ranked third in the NFL in third-down percentage (33.5) and seventh in the red zone (48.8%). **2012:** In his first season with Baltimore, Martindale tutored the inside linebackers, a group that was depleted by injuries, including Lewis, who missed 10 regular season games and returned and recorded an NFL-leading 51 postseason tackles (a franchise postseason record) and 1 PD for a defense that forced 10 turnovers en route to a victory in Super Bowl XLVII...LB Dannell Ellerbe set a career high in tackles (89) and sacks (4.5)...Over the final six games of the regular season (since Week 12), Baltimore’s defense allowed the NFL’s fourth-fewest yards per game (299.0 ypg).

**2009-10: (with Denver) 2010:** Was promoted to defensive coordinator...CB Champ Bailey represented the team in the Pro Bowl. **2009:** Joined the Broncos’ coaching staff as the team’s linebackers coach and helped the Denver “D” rank seventh in the NFL (315.0 ypg)...Guided OLB Elvis Dumervil (who played four seasons in Baltimore from 2013-16), who led the NFL with a then-team-record 17 sacks, to Pro Bowl and first-team All-Pro honors in his first year playing OLB...LB D.J. Williams also thrived under Martindale’s leadership, earning a spot as a Pro Bowl alternate.

**2004-08: (with Oakland) 2006-08:** Tutored the Raiders’ linebackers, including 2005 draft pick Kirk Morrison, who along with 2006 draft pick Thomas Howard, led the LB corps...Morrison and Howard were two of the league’s best at forcing turnovers, each tallying 7 INTs from 2006-08. **2006:** Oakland’s defense ranked third overall (284.8 ypg) and first against the pass (150.8 ypg). **2004:** Entered the NFL coaching ranks as the Raiders’ inside linebackers coach.

**2001-03: (with Western Kentucky) 2003:** Promoted to defensive coordinator/inside linebackers for the Hilltoppers, who were ranked sixth in yards allowed per game (283.7). **2002:** WKU won the Division I FCS National Championship. **2001:** Was hired by head coach Jack Harbaugh (John’s father) as inside LBs/special teams coordinator.

**1999: (with Western Illinois)** Was defensive coordinator/linebackers coach...Tutored former Ravens 2001 draft pick and All-American LB Edgerton Hartwell.

**1996-98: (with University of Cincinnati) 1997-98:**

Coached special teams/linebackers, including former Ravens LB Brad Jackson.

**1996:** Joined the Bearcats’ staff as the defensive ends coach, working alongside John Harbaugh, who was assistant head coach.

**1994-95: (with Notre Dame)**


Spent two seasons as the defensive assistant for the Fighting Irish...Notre Dame earned trips to the Fiesta Bowl (1994) and Orange Bowl (1995)...During the 1994 season, coached with Dean Pees (former Ravens defensive coordinator), who was the Irish secondary coach.

**1988-93:** Was the defensive coordinator for three high schools in Ohio, including his alma mater, Trotwood-Madison.

**1986-87: (with Defiance College)** Began coaching career at his alma mater as its secondary coach...Promoted to defensive coordinator/secondary in 1987.

**COLLEGE:** Played linebacker for Defiance College in Ohio...Earned a bachelor’s degree in business education.

**PERSONAL:** Martindale was an All-State linebacker at Trotwood-Madison (Trotwood, OH) HS...He and his wife, Laura, have a daughter, Cassie, who was a Ravens’ marketing department intern in 2013, and a son, Ty.



## RAVENS "D" UNDER HARBAUGH

Don Martindale leads a defensive unit that, during the John Harbaugh Era (2008-17), has been superb.

### POINTS PER GAME ALLOWED

1. Pittsburgh Steelers . . . . .18.8
2. Baltimore Ravens . . . . .19.2
3. New England Patriots . . .19.3

### TOUCHDOWNS ALLOWED

1. Baltimore Ravens . . . . . 322
2. Pittsburgh Steelers . . . . . 324
3. Seattle Seahawks . . . . . 335

### TOTAL NET YARDS ALLOWED

1. Pittsburgh Steelers . . . .307.0
2. Baltimore Ravens . . . . .317.7
3. New York Jets . . . . .318.4

### OPPONENT PASSER RATING

1. Baltimore Ravens . . . . .79.2
2. Cincinnati Bengals . . . . .80.4
3. Buffalo Bills . . . . .80.7

### RUSHING YARDS ALLOWED

1. Pittsburgh Steelers . . . . .93.6
2. Baltimore Ravens . . . . .98.2
3. Minnesota/NY Jets . . . . .101.1

### THIRD-DOWN DEFENSE

1. Houston Texans . . . . .35.7
2. Denver Broncos . . . . .36.1
3. Baltimore Ravens . . . . .36.2



# MARTY MORNHINWEG

OFFENSIVE COORDINATOR

COLLEGE: MONTANA

BORN: 3/29/62, EDMOND, OK

EXP. (NFL/RAVENS): 24/4

**MARTY MORNHINWEG** is in his third year as the Ravens' offensive coordinator, originally assuming the role in Week 6 of 2016. Mornhinweg, a 34-year coaching veteran and former NFL head coach (Lions), has an extensive background coordinating offenses and tutoring quarterbacks. Under Mornhinweg, the Ravens' offense has seen recent gains both in the run game and passing game and has increased its scoring numbers as well. Baltimore finished the 2017 season ranking ninth overall in points per game (24.7). Over the last nine contests of the season, the Ravens scored the NFL's second-most points per game (29.4). During the same span, the Ravens also ranked No. 1 in fewest giveaways (5) and No. 2 in sacks allowed (10). Mornhinweg originally joined the Ravens in 2015 as quarterbacks coach, helping guide QB Joe Flacco to a career-high and franchise-best 4,317 passing yards in 2016. That season, the Ravens' offense also featured 1,000-yard receiver Mike Wallace (1,017) and TE Dennis Pitta, who ranked No. 1 in the NFL in catches by a tight end (86). In his first season with the Ravens (2015), Mornhinweg helped Baltimore rack up a franchise-record 4,271 net passing yards (266.9 ypg) and the second-most total net yards in team history (5,749).


**ADDITIONAL COACHING HIGHLIGHTS:** Throughout his NFL coaching career, five quarterbacks have earned Pro Bowl honors under Mornhinweg's direction: Michael Vick, Donovan McNabb, Jeff Garcia, Steve Young and Brett Favre. As offensive coordinator of the New York Jets (2013-14), the team's rushing attack ranked as the NFL's third best (138.7 ypg) unit, which includes posting the league's No. 3 average (142.5 ypg) in 2014. Prior to joining the Jets, Mornhinweg spent 10 seasons (2003-12) in Philadelphia, including nine (2004-12) as the Eagles' offensive coordinator/assistant head coach. In that role, he helped the Eagles set single-season franchise records in total net yards (6,386 in 2011), total points (439 in

2010), average per rush (5.4 in 2010), third-down percentage (42.4 in 2007), net passing yards (4,119 in 2006), passer rating (96.7 in 2006) and fewest INTs (9 in 2006). He and John Harbaugh spent five seasons (2003-07) together on the Eagles' coaching staff. Mornhinweg earned his first NFL head-coaching post with the Detroit Lions from 2001-02. His first NFL coordinator job came with the San Francisco 49ers (1997-2000), where in 1998, the team set franchise marks in total yards (6,800), first downs (381) and rushing yards (2,544). San Francisco also became the first team since the 1941 Chicago Bears to lead the NFL both in rushing yards and gross passing yards in a single season. Only three teams have accomplished this feat in NFL history: 1998 San Francisco 49ers and 1939 and 1941 Chicago Bears. His first NFL coaching opportunity came in Green Bay (1995-96), where in 1996, he served as the Packers' QBs coach and helped guide Favre to NFL MVP honors and a victory in Super Bowl XXXI.

**2015-17: (with Baltimore) 2017:** Ravens ranked ninth in NFL in points per game (24.7), while ranking seventh (tied) in both giveaways (17) and sacks allowed (27)...Run game improved from 28th in '16 to NFL's 11th-ranked unit (116.0 ypg)...Tied (GB) for NFL's fewest offensive penalties committed (32). **2016:** Named offensive coordinator in Week 6...QB Joe Flacco threw for a career-high and franchise-best 4,317 passing yards...TE Dennis Pitta set a single-season team mark for tight ends with 86 receptions...WR Mike Wallace recorded 1,017 receiving yards and 4 TDs. **2015:** Starting four different QBs (Flacco, Matt Schaub, Jimmy Clausen & Ryan Mallett) for the first time in franchise history, the Ravens ranked No. 14 in total offense...Prior to his season-ending knee injury, Flacco, who missed the final six games, was on pace to throw for a career-high 4,466 yards...Helped Baltimore post the second-most total net yards in team history (89 short of 2014 record), finishing with 5,749 yards...Ravens also set a franchise record

## COACHING BACKGROUND

YEARS	COLLEGE/PRO TEAM	POSITION
1985	Montana	Wide Receivers
1986-87	Texas at El Paso	Graduate Assistant
1988	Northern Arizona	Running Backs
1989-90	Southeast Missouri State	Offensive Coordinator/Quarterbacks
1991	Missouri	Tight Ends/Slots
1992-93	Missouri	Offensive Line
1994	Northern Arizona	Offensive Coordinator
1995	Green Bay Packers	Offensive Assistant
1996	Green Bay Packers	Quarterbacks
1997-2000	San Francisco 49ers	Offensive Coordinator/Quarterbacks
2001-02	Detroit Lions	Head Coach
2003	Philadelphia Eagles	Senior Assistant
2004-12	Philadelphia Eagles	Offensive Coordinator/Assistant Head Coach
2013-14	New York Jets	Offensive Coordinator
2015-16	Baltimore Ravens	Quarterbacks (named OC in '16 in Week 6)
2016-17	Baltimore Ravens	Offensive Coordinator/Quarterbacks Coach
2018	Baltimore Ravens	Offensive Coordinator





# MARTY MORNHINWEG

## PRO BOWL QUARTERBACKS

Throughout his NFL coaching career, five quarterbacks have earned Pro Bowl honors under Marty Mornhinweg's direction:

Quarterback	Team (Year)
Michael Vick.....	Phi. (2010)
Donovan McNabb.....	Phi. (2003-04, 2009)
Jeff Garcia.....	SF (2000)
Steve Young.....	SF (1997-98)
Brett Favre.....	GB (1996)

by averaging 266.9 passing yards per game, thanks in part to a unit that allowed the NFL's third-fewest sacks (24).

**2013-14: (with New York Jets)** Spent two seasons as offensive coordinator, helping the Jets rank third in rushing offense (138.7 ypg) during that span. **2014:** Helped guide a rushing attack that finished third in the NFL (142.5 ypg) behind RBs Chris Ivory and Chris Johnson...C Nick Mangold earned Pro Bowl honors for the fifth time in six seasons. **2013:** QB Geno Smith became the first rookie signal caller to start all 16 games in franchise history...New York's rushing attack finished sixth in the NFL (134.9 ypg).

**2003-12: (with Philadelphia)** Spent 10 seasons with the Eagles, including nine (2004-12) as the team's offensive coordinator/assistant head coach...Under his guidance, 10 different offensive players earned a total of 17 Pro Bowl honors. **2012:** In his final season with the Eagles, the offense set a then-franchise standard in completions (367). **2011:** Philadelphia set a then-franchise-best 6,386 total net yards...RB LeSean McCoy had a league-high 17 rushing TDs and finished fourth in rushing yards (1,309) en route to earning a Pro Bowl nod. **2010:** Philadelphia set a franchise mark in total points (439, since broken) for the third-consecutive season, which helped Mornhinweg earn *Pro Football Weekly* NFL Assistant Coach of the Year honors...The offense also set single-season records in completion percentage (62.0) and average per rush (5.4)...Five offensive players earned Pro Bowl honors. **2009:** Philadelphia's offense finished fifth in scoring (26.8 ppg). **2008:** Eagles finished sixth in scoring (26.0 ppg) and net passing (244.4 ypg) en route to an appearance in the NFC title game. **2007:** Guided the sixth-ranked offense (358.1 ypg), led by RB Brian Westbrook, who was third in the NFL with 1,333 rushing yards...Had a franchise-best 42.4 percent third-down conversion rate. **2006:** Eagles' offense set then-franchise marks in net passing yards (4,119), passer rating (96.7) and fewest INTs (9)...Finished second in the NFL in total net yards (381.4 ypg). **2004:** In his first season guiding the offense, Philadelphia advanced to Super Bowl XXXIX. **2003:** Spent his first season with the Eagles as a senior assistant.

**2001-02: (with Detroit)** Mornhinweg spent two seasons with the Lions in his first NFL head-coaching role.

**1997-2000: (with San Francisco)** Spent four seasons with the 49ers as offensive coordinator/QBs coach...During that span, the offense ranked third in total net yards (364.6 ypg), including third in rushing (131.4 ypg) and fifth in passing (233.2

ypg). **2000:** Under Mornhinweg, WR Terrell Owens finished fourth in the NFL in receiving yards (1,451) and third in TDs (13)...QB Jeff Garcia finished second in passing yards (4,278) and third in TDs (31). **1999:** The 49ers boasted the NFL's No. 1 rushing offense (130.9 ypg). **1998:** San Francisco's offense was No. 1 in the NFL (425.0 ypg), including first in rushing (159.0 ypg) and second in passing (266.0 ypg)...San Francisco set franchise marks in total yards (6,800), first downs (381) and rushing yards (2,544)...Mornhinweg's unit became just the third in NFL history (1939 and 1941 Chicago Bears) to lead the league in both rushing yards and gross passing yards in the same season. **1997:** Helped lead the 49ers to the NFC title game in his first season with the team and first as an NFL coordinator.

**1995-96: (with Green Bay)** Began his NFL coaching career and helped the 1996 Green Bay team to a victory in Super Bowl XXXI as quarterbacks coach. **1996:** Mornhinweg was promoted to QBs coach, helping lead QB Brett Favre to NFL MVP honors and a victory in Super Bowl XXXI...Favre threw a league-high and career-best 39 TDs. **1995:** Entered the NFL ranks as an offensive assistant with the Packers.

**1994: (with Northern Arizona)** Returned to Northern Arizona, where he spent one season as offensive coordinator.

**1991-93: (with Missouri)** Served on the coaching staff for three seasons at Missouri. **1992:** Named offensive line coach. **1991:** Joined the Tigers as tight ends/slots coach.

**1989-90: (with Southeast Missouri State)** Mornhinweg had his first role as a coordinator with the Redhawks, serving two seasons as offensive coordinator/quarterbacks.

**1988: (with Northern Arizona)** Spent one season as the team's running backs coach.

**AFL PLAYER: (1987 with Denver Dynamite)** Played one season as a quarterback in the Arena Football League...Despite being lost for the season with a knee injury, the Dynamite went on to win Arena Bowl I.

**1986-87: (with Texas at El Paso)** Spent two seasons as a graduate assistant with the Miners.

**1985: (with Montana)** Spent one season as the wide receivers coach at his alma mater.

**COLLEGE:** Attended Montana, where he was a four-year starting quarterback for the Grizzlies...Set 15 passing records for the program...Graduated from Montana with a degree in health and physical education in 1985 and earned his master's in health and physical education/sports administration from UTEP in 1988.

**PERSONAL:** Attended Oak Grove (San Jose, CA) HS, where he played for legendary coach Mike Holmgren, earning Northern California HS POY honors as a senior QB...Elected to the Hall of Fame at both the University of Montana and Oak Grove for his play as a QB...He and his wife, Lindsay, have four children: two daughters, Madison and Molly Lynn, and two sons, Skyler and Bobby Cade.



# GREG ROMAN

ASSISTANT HEAD COACH / TIGHT ENDS COACH

COLLEGE: JOHN CARROLL

BORN: 8/19/72, ATLANTIC CITY, NJ

EXP. (NFL/RAVENS): 21/4

**GREG ROMAN** is in his second stint with the Baltimore Ravens, re-joining the team in 2017. In the latter part of '17, the Ravens' offense made significant strides, and following the season, Roman was promoted to assistant head coach/tight ends coach. Since his first term in Baltimore (2006-07), Roman has been a successful NFL offensive coordinator both in San Francisco and Buffalo. With each team, Roman worked with NFL QBs who totaled their highest single-season passer ratings under his guidance: SF's Alex Smith (104.1 in 2012) and Colin Kaepernick (98.3 in 2012) and Buffalo's Tyrod Taylor (99.4 in 2015).

**ADDITIONAL COACHING HIGHLIGHTS:** Roman has 21 years experience coaching in the NFL for five teams. With Roman as offensive coordinator, San Francisco earned three-straight trips to the NFC Championship game (2011-13) and a Super Bowl appearance against the Ravens in 2012. More recently with the Bills, Roman helped Buffalo's run game excel in 2015, as it led the NFL with 152.0 rushing yards per game and 4.78 yards per carry.

**2017: (with Baltimore)** Rushing attack improved from 28th-ranked unit in 2016 (91.4 ypg) to 11th (116.0 ypg)...In the final nine games, Ravens scored the NFL's second-most points per contest (29.4), had fewest giveaways (5) and allowed second-fewest sacks (10)...RB Alex Collins ran for 973 yards and 1,160 yards from scrimmage and 6 TDs...TE Benjamin Watson posted a team-leading 61 receptions for 522 yards and 4 TDs.

**2015-16: (with Buffalo) 2015:** Helped Buffalo's offensive attack excel in his first year guiding the unit...Buffalo (whose rushing unit was 25th in '14) led the NFL in rushing yards (152.0 ypg), yards per rush (4.78), big-play TDs (24 of 20+ yards) and outside the red zone points scored (194)...Bills sent four offensive players to the Pro Bowl: QB Tyrod Taylor, C Eric Wood, G Richie Incognito and RB LeSean McCoy...Taylor became the third QB in NFL history to combine for a passer rating over 99 and average over 40 rushing yards per game in a single season.

**2011-14: (with San Francisco)** Was the 49ers' OC for four seasons...SF played in the NFC Championship game three years in a row (2011-13), earning a Super Bowl bid in 2012. **2012:** Roman guided the SF offense to a No. 11-overall ranking (361.8 ypg),

including third in both total yards per play (5.97) and rushing yards per play (5.06)...49ers set a franchise record with 621 total yards vs. Buffalo (10/7), becoming the only team in NFL history to rush for 300+ yards and throw for 300+ yards in the same game... SF competed against the Ravens in Super Bowl XLVII. **2011:** Team earned a 13-3 record and committed just 10 turnovers (5 fumbles and 5 interceptions), which is tied (NE, 2010) for the fewest in NFL single-season history...Was invited by head coach Jim Harbaugh to join him in San Francisco as the team's offensive coordinator...In Roman's first season as OC, the 49ers' rushing attack improved from the No. 19-ranked unit to eighth overall.

**2009-10: (with Stanford)** Spent two seasons coaching under Jim Harbaugh. **2010:** Was promoted, adding associate head coach and assistant head coach to his title. **2009:** Hired as running game coordinator, also working with the TEs and tackles.

**2006-07: (with Baltimore)** Spent two seasons assisting the Ravens' offense in Baltimore. **2006:** Baltimore won the AFC North with a franchise-best 13-3 record, earning a first-round playoff bye...T Jonathan Ogden earned his 10th-straight Pro Bowl, and the Ravens allowed a single-season franchise-low 17 sacks (also NFL's second-fewest sacks allowed in '06)...Was named the Ravens' assistant O-line coach in his first stint in Baltimore.

**2002-05: (with Houston) 2004:** Transitioned to QBs coach and guided former No. 1-overall pick David Carr to his best NFL season. **2002:** Joined the expansion Texans as the team's TEs coach.

**1995-2001: (with Carolina)** Spent seven seasons with the Panthers, working with a variety of positions including the DBs, LBs and offensive linemen. **1995:** Entered the coaching ranks as an assistant with the expansion Panthers.

**COLLEGE:** Roman, a three-year letter-winner and two-year starting defensive lineman at John Carroll University, earned All-Ohio Conference honorable mention honors as a senior (1993)... That same season, the Blue Streaks earned a share of the OAC championship...While at John Carroll, Roman helped launch Project H.O.P.E. (Helping Others Through Physical Education) for the developmentally disabled in Northeast Ohio.

**PERSONAL:** Roman was an All-South Jersey guard at Holy Spirit (Absecon, NJ) HS...Greg and his wife, Dana, have three children: Connor, Gregory and Emily Grace.

## COACHING BACKGROUND

YEARS	COLLEGE/PRO TEAM	POSITION
1995	Carolina Panthers	Defensive Quality Control/Strength & Cond. Asst.
1996	Carolina Panthers	Defensive Assistant
1997-98	Carolina Panthers	Offensive Quality Control
1999-2000	Carolina Panthers	Offensive Assistant
2001	Carolina Panthers	Assistant Offensive Line
2002-03	Houston Texans	Tight Ends
2004-05	Houston Texans	Quarterbacks
2006-07	Baltimore Ravens	Assistant Offensive Line
2009	Stanford	Tight Ends/Offensive Tackles/Running Game Coord.
2010	Stanford	Assoc. Head Coach/Asst. Head Coach
2011-14	San Francisco 49ers	Offensive Coordinator
2015-16	Buffalo Bills	Offensive Coordinator
2017	Baltimore Ravens	Senior Offensive Assistant/Tight Ends Coach
2018	Baltimore Ravens	Assistant Head Coach/Tight Ends Coach







# RICHARD ANGULO

ASSISTANT OFFENSIVE LINE COACH

COLLEGE: WESTERN NEW MEXICO

BORN: 8/13/80, SANTA ANA, CA

EXP. (NFL/RAVENS): 11/5 (6 PLAYING / 5 COACHING)

**RICHARD ANGULO** is in his fifth year with the Ravens and his second as the team's assistant offensive line coach. In 2017, he helped coach an offensive line that allowed the league's seventh-fewest sacks (27, tied with Minnesota). From 2015-16, he served as Baltimore's tight ends coach after being promoted from his original position of offensive coaching intern (2014). In 2016, Angulo guided the Ravens' deep tight ends corps, which was highlighted by TE Dennis Pitta, who led the NFL in receptions (86) by a tight end and produced the second-most (tied, WR Derrick Mason - 2005) catches in Ravens single-season history. In 2015, Angulo helped lead a young tight ends group that contributed to the league's eighth-best passing attack (266.9 ypg) and a franchise record in net passing yards (4,271). During his first season in Baltimore as an offensive coaching intern, he helped provide statistical analysis, self-scouting reports and breakdowns of opposing defenses. That year, the Ravens' offense posted single-season franchise records in total points (409) and total yards (5,838). Prior to joining the Ravens, Angulo spent two years (2012-13) at Trinity International University as the Trojans' offensive line/strength and conditioning coach. Angulo also has six years of NFL playing experience as a tight end. He was originally a seventh-round draft pick of the St. Louis Rams in 2003 and spent time with the Vikings (2004-06), Bears (2006) and Jaguars (2007-08).

**2014-17: (with Baltimore) 2017:** Helped guide an offensive line that permitted the league's seventh-fewest sacks (27, tied Vikings)...Ravens produced the NFL's ninth-ranked scoring attack (24.7 ppg)...Over the last nine games of the season, Baltimore averaged the league's second-most points per contest (29.4). **2016:** TE Dennis Pitta ranked No. 1 in the NFL in catches (86) by a tight end, while his 86 receptions also stand as the most by a TE in Ravens single-season history and tie (Derrick Mason, 2005) for second overall...Pitta also finished with a career-high 729 receiving yards. **2015:** Helped guide a young TEs group led by Crockett Gillmore, who set career highs in receptions (33), receiving yards (412) and receiving TDs (4) before being placed on Injured Reserve (back)...TE Maxx Williams broke Ravens rookie tight end marks in receptions (32) and receiving yards (268)... Baltimore tallied the second-most total net yards (5,749) in team history. **2014:** Entered the NFL coaching ranks as an

offensive coaching intern...Ravens set franchise records in total points (409) and total yards (5,838)...Also permitted 19 sacks, the second fewest in team history (17 in 2006) and in the NFL...QB Joe Flacco finished the season with career bests in yards (3,986) and TD passes (27).

**2012-13: (with Trinity International)** Spent two seasons as the offensive line/strength and conditioning coach at Trinity International. **2013:** RB Chris Elliott posted his second-consecutive 1,000-yard rushing season, becoming the first back in school history to accomplish the feat...QB Steven Anderson became TIU's all-time leader in passing yards. **2012:** Joined the Trojans and helped the offense rank 10th nationally in the NAIA, averaging 446.0 yards per game.

**NFL PLAYER: (2003-08)** Six-year NFL veteran who played for four teams...Appeared in 27 career games (six starts) and recorded 17 catches for 155 yards (9.1 avg.) and 1 TD in his career. **2007-08: (Jacksonville)** Posted career highs with the Jaguars, appearing in 20 games (six starts) and totaling 16 catches for 144 yards and 1 TD in two seasons. **2004-06: (Minnesota/Chicago)** Played in two games with the Vikings in 2006, recording 1 catch for 11 yards. **2003: (St. Louis)** Originally drafted in the seventh round by the Rams but did not play in any regular season games.

**COLLEGE:** Played TE at Western New Mexico, where he originally joined the Mustangs as a walk-on...Angulo was the first player in school history to be drafted or make an NFL active roster...Earned a bachelor's degree in rehabilitation.

**PERSONAL:** Attended Sandia (Albuquerque, NM) HS, where he lettered in football and basketball...During the 2013 offseason, Angulo took part in the Bill Walsh NFL Minority Coaching Fellowship with the Minnesota Vikings...Began his coaching career with a brief stint as TEs coach at Lake Forest (IL) College before joining Trinity...He and his wife, Michelle, have one daughter, Adriana (5).



## COACHING BACKGROUND

YEARS	COLLEGE/PRO TEAM	POSITION
2012-13	Trinity International University	Offensive Line/Strength and Conditioning
2014	Baltimore Ravens	Coaching Intern (Offense)
2015-16	Baltimore Ravens	Tight Ends
2017-18	Baltimore Ravens	Assistant Offensive Line



# ANDY BISCHOFF

OFFENSIVE ASSISTANT/TIGHT ENDS

COLLEGE: SOUTH DAKOTA  
 BORN: 12/8/70, FARGO, ND  
 EXP. (NFL/RAVENS): 6/4

**ANDY BISCHOFF** is in his fourth year with the Ravens and will continue his work with the tight ends, while aiding offensive coordinator Marty Mornhinweg and assistant head coach Greg Roman, who also coaches the tight ends. In 2017, Bischoff helped coach a tight ends unit that was part of an offense that finished the season ranking ninth overall in points per game (24.7) and tied for seventh in both fewest giveaways (17) and sacks allowed (27). In 2016, Bischoff split time with the quarterbacks and wide receivers, helping QB Joe Flacco set a franchise record with 4,317 passing yards, adding 20 TDs. Additionally, WR Mike Wallace tallied his third-career 1,000-yard season (1,017 on 72 receptions), while WR Steve Smith Sr. registered 70 catches for 799 yards and a team-high 5 TDs. In 2015, Bischoff was part of a Baltimore offense that posted a single-season franchise-record 4,271 net passing yards and 5,749 total net yards (second most in team history). Bischoff originally joined the NFL coaching ranks with the Chicago Bears in 2013 as the TEs coach/staff coordinator. In 2014, Bischoff tutored a group led by TE Martellus Bennett, who finished first in receptions (90) and third in receiving yards (916) among NFL tight ends. During the 2013 campaign, Bennett recorded 65 catches for 759 yards and 5 TDs, contributing to 445 points scored (second in team history) and a single-season franchise-record 6,109 total net yards.

**2015-17: (with Baltimore) 2017:** TE Benjamin Watson led the team in receptions (61) and recorded 522 receiving yards... The Ravens produced the NFL's ninth-ranked scoring attack (24.7 ppg). **2016:** QB Joe Flacco set a franchise record with 4,317 passing yards, adding 20 TDs, and WR Mike Wallace posted his third-career 1,000-yard season (1,017 yards on 72 receptions). **2015:** An offense that lost six Week 1 starters to Injured Reserve generated the second-most total net yards (5,749) in franchise history and ranked eighth in the NFL with a single-season franchise-record 4,271 net passing yards with four different starting quarterbacks.

**2013-14: (with Chicago) 2014:** TE Martellus Bennett set career highs with 90 receptions, 916 receiving yards and 6

TDs, earning Pro Bowl alternate honors...Coached a tight ends unit that blocked for RB Matt Forte, who rushed for 1,038 yards and set an NFL single-season record for most receptions by a RB (102). **2013:** Bennett ranked the Top 10 among NFL TEs with 65 catches (tied eighth) and 759 receiving yards...The efforts by the TEs helped Forte set career highs in rushing yards (1,339) and TDs (9).

**2008-12: (with CFL's Montreal Alouettes) 2012:** The Alouettes finished first in the CFL's East Division. **2011:** Helped guide RB Brandon Whitaker to career highs in rushing yards (1,381), receiving yards (638), catches (72) and TDs (5). **2010:** Montreal clinched its second-straight Grey Cup title defeating Saskatchewan...Named the special teams coordinator/assistant to the head coach (Marc Trestman). **2009:** The Alouettes advanced to the Grey Cup for the second-consecutive season and defeated Saskatchewan... Under Bischoff's guidance, RB Avon Cobourne produced his first 1,000-yard season, led the CFL in rushing TDs (13) and was named the Grey Cup MVP. **2008:** Joined the Alouettes as the running backs/offensive quality control coach.

**1993-2007: (with Cretin-Derham Hall HS, St. Paul, MN)** In his first coaching role, Bischoff was the offensive line coach/run game coordinator/co-offensive coordinator (1993-2003) before becoming the assistant head coach/offensive coordinator (2004-07)...Won 168 of 190 games and earned a state title (1999)...Coached 18 offensive linemen and three tight ends that received Division-I scholarships and played in the NFL, including former Ravens C Matt Birk...Served as the dean of students for 10 years.

**COLLEGE:** Earned his B.A. in education from South Dakota in 1994...Was a three-year letterman as a center.

**PERSONAL:** Received a post master's license in administration from St. Mary's University (2006) after earning a master's degree in education administration from Mankato State University in 1998...Bischoff is married to the former Brittany Fleming, and together, they have two daughters (Makena, 19 and Morgan, 16) and a son (Jay, 3).

## COACHING BACKGROUND

YEARS	COLLEGE/PRO TEAM	POSITION
1993-97	Cretin-Derham Hall HS (MN)	Offensive Line
1998-99	Cretin-Derham Hall HS (MN)	Offensive Line/Run Game Coordinator
2000-03	Cretin-Derham Hall HS (MN)	Co-Offensive Coordinator
2004-07	Cretin-Derham Hall HS (MN)	Assistant Head Coach/Offensive Coordinator
2008-09	Montreal Alouettes (CFL)	Running Backs/Offensive Quality Control
2010-12	Montreal Alouettes (CFL)	RBs/Special Teams Coord./Asst. to the HC
2013-14	Chicago Bears	Tight Ends/Staff Coordinator
2015	Baltimore Ravens	Offensive Quality Control
2016-17	Baltimore Ravens	Offensive Assistant
2018	Baltimore Ravens	Offensive Assistant/Tight Ends







# JOE CULLEN

DEFENSIVE LINE COACH

COLLEGE: MASSACHUSETTS

BORN: 12/15/67, QUINCY, MA

EXP. (NFL/RAVENS): 12/3

**JOE CULLEN** enters his third year as the Ravens' defensive line coach. He originally joined the team in 2016 following two seasons with the Tampa Bay Buccaneers in the same role. A defensive line specialist, Cullen has 29 years of coaching experience, including 11 in the NFL with five teams (Bal., TB, Cle., Jax. and Det.). In 2017, Cullen guided a D-line that contributed to Baltimore allowing just 18.9 points per game (NFL's sixth-best mark) and produced the league's 12th-ranked defensive unit (325.1 ypg). The Ravens also finished tied for 11th in the NFL with 41 sacks. In 2016, Cullen guided a D-line that contributed to Baltimore allowing just 89.4 rushing yards per game (NFL's fifth-best mark). Led by NT Brandon Williams, the Ravens extended their NFL record to 21-consecutive seasons of not permitting over 4.0 yards per carry (3.7 in 2016). Williams, named a second alternate to the Pro Bowl in 2016, ranked third among all NFL nose tackles by posting 51 total tackles, while DT Timmy Jernigan tallied 5 sacks (second on the team and tied for third among AFC DTs).

**2016-17: (with Baltimore)** Over Cullen's first two seasons with Baltimore, the Ravens' defense has ranked sixth (323.6 ypg) in the NFL, including seventh against the run (100.3 ypg)...The D-line has also helped to allow the seventh-best yards per carry average (3.92) and the league's ninth-fewest rushing TDs (22)...Baltimore has registered a league-high 62 forced turnovers during that span. **2017:** The Ravens finished with the NFL's 12th-ranked defense (325.1 ypg) and were sixth in points allowed (18.9 ppg)...Over the final 10 weeks of the season, Baltimore produced the league's third-best run defense (84.8 ypg) and allowed the fifth-fewest runs of 10+ yards (18). **2016:** The Ravens' defense ranked seventh overall (322.1 ypg) and fifth vs. the run (89.4 ypg)...NT Brandon Williams' 51 total tackles ranked third among all NFL nose tackles, while his 34 solo stops were second...DT

Timmy Jernigan posted 5 sacks (second on the team), tying (Jurrell Casey, Ndamukong Suh & Kyle Williams) for the AFC's third most...Jernigan's 9 TFL also ranked sixth among AFC DTs.

**2014-15: (with Tampa Bay)** Over two seasons with Cullen guiding the Bucs' defensive line, Tampa Bay ranked No. 7 in the NFL in combined tackles for loss (173) and sacks (74).

**2015:** The Bucs' defense ranked 10th overall in total yards allowed per game (340.4) and second in yards per rush, permitting a staunch 3.4-yard per carry average...Bucs were also 10th in the NFL in sacks per pass play...Their D-line accounted for 27.5 of the team's 38 sacks, including a team-leading 8.5 by DT Gerald McCoy, who earned his fourth-straight Pro Bowl...The 8.5 ranked fourth among NFL DTs.


**2014:** Joined the Bucs as defensive line coach and guided a group that tallied 33 sacks, tying for the fourth-most among NFL D-lines...Pass rush was led by McCoy, whose 8.5 sacks tied for the third most by a DT in the NFL...The Bucs' run defense held opposing rushers to 3.9 yards per carry, the NFL's seventh-lowest mark.

**2013: (with Cleveland)** Browns had one of the best defensive turnarounds in team history...After finishing 23rd in the league in 2012, Cleveland ranked ninth in total defense (332.4 ypg) in 2013, marking the team's best finish since 1994...The D-line helped limit opponents to an average of 3.9 yards per rush (eighth in the NFL) and marked the team's lowest average in 18 years...Cleveland also posted 40 sacks, its most since 2001.

**2010-12: (with Jacksonville)** Cullen spent three seasons as the Jaguars' defensive line coach, helping develop defensive tackle Tyson Alualu, the 10th-overall pick in 2010...Under Cullen, Alualu started all 48 games and led the club in sacks (3.5) in 2012. **2011:** DE Jeremy Mincey recorded career-

## COACHING BACKGROUND

YEARS	COLLEGE/PRO TEAM	POSITION
1990	Massachusetts	Running Backs
1991	Massachusetts	Defensive Line
1992-96	Richmond	Defensive Line
1997-98, 2000	Richmond	Defensive Coordinator
1999	Louisiana State	Defensive Line
2001	Memphis	Defensive Line
2002-03	Indiana	Defensive Line
2004	Indiana	Defensive Coordinator
2005	Illinois	Defensive Assistant
2006-08	Detroit Lions	Defensive Line
2009	Idaho State	Defensive Line
2010-12	Jacksonville Jaguars	Defensive Line
2013	Cleveland Browns	Defensive Line
2014-15	Tampa Bay Buccaneers	Defensive Line
2016-18	Baltimore Ravens	Defensive Line



# JOE CULLEN

best totals with 57 tackles and a team-leading 8 sacks and 4 FFs...Jaguars ranked No. 6 in the NFL in yards allowed (313.0 ypg), improving from 28th in 2010...Also finished fifth in the league in yards per carry (3.8), improving from 30th the previous season.

**2009: (with Idaho State)** Served as defensive line coach.

**2006-08: (with Detroit)** Spent three seasons as the Lions' defensive line coach...Under Cullen, a number of players recorded career-best sack totals, including Shaun Rogers (7 in 2007), Jared DeVries (6.5 in 2007), Dewayne White (6.5 in 2007 & 2008) and Cory Redding (8 in 2006). **2008:** Lions finished 10th in the NFL in sacks per pass attempt...Also helped develop Cliff Avril, who led all rookies in sacks (5) and FFs (4). **2007:** Detroit tied for ninth in sacks with 37.

**2005: (with Illinois)** Spent one season as a defensive assistant with the Illini.

**2002-04: (with Indiana)** **2004:** In his final season at Indiana, as its defensive coordinator, Cullen helped the Hoosiers defeat two ranked teams in the same season for the first time since 1989. **2002:** Joined the Hoosiers as defensive line coach.

**2001: (with Memphis)** Coached the Tigers' defensive line.

**1999: (with Louisiana State)** Was LSU's defensive line coach.

**1992-98, 2000: (with Richmond)** Spent eight seasons at Richmond, including three as defensive coordinator (1997-98, 2000)...The Spiders led the Atlantic 10 in total defense in all three seasons he served as coordinator. **2000:** Defense ranked fourth nationally vs. the run and 14th in scoring, despite playing the country's toughest schedule...Recorded a 10-3 record and an appearance in the I-AA quarterfinals. **1998:** Richmond was 9-2 and won the Atlantic 10 title, advancing to the I-AA playoffs.

**1990-91: (with Massachusetts)** Began his coaching career at his alma mater, first overseeing the running backs in 1990 and then the defensive line in 1991.

**COLLEGE:** Played nose guard at UMass from 1986-89, where he was a team captain and a three-time All-Conference honoree...Earned his bachelor's degree in sports management.

**PERSONAL:** Joe and his wife, Andrea, were married in June 2013 and have two daughters: Julia (3) and Justina (1).

*"Coach Cullen pushes our group to the limit every single day, and I am a better player because of it. His intensity is unmatched, and he has helped bring the best out of me. He's played an important role on our defense, and I'm lucky to have him as a coach."*

– OLB Terrell Suggs

## WILLIAMS ANCHORS RUN "D"



**DT Brandon Williams** continued to be a powerful force in the trenches in 2017, even though he missed Weeks 3-6 (four games) with a toe injury. During that time, Baltimore dipped below its standard in stopping the run. Over the final nine games, however, with Williams at full strength, the Ravens were stout battling opponent ground games.

### RUSHING YPG ALLOWED (2017 WEEKS 8-17 / LAST 9 GAMES)

Rk.	Team	YPG
1.	Arizona Cardinals	77.0
2.	Tennessee Titans	79.9
<b>3.</b>	<b>Baltimore Ravens</b>	<b>84.8</b>
4.	Philadelphia Eagles	88.7
5.	Minnesota Vikings	89.0

### 10-YARD+ RUNS ALLOWED (2017 WEEKS 8-17 / LAST 9 GAMES)

Rk.	Team	10+ Runs
1.	Minnesota Vikings	13
2.	Arizona Cardinals	16
	Tennessee Titans	16
4.	New York Jets	17
<b>5.</b>	<b>Baltimore Ravens</b>	<b>18</b>





# JOE D'ALESSANDRIS

OFFENSIVE LINE COACH

COLLEGE: WESTERN CAROLINA

BORN: 4/29/54, SEWICKLEY, PA

EXP. (NFL/RAVENS): 10/2

**JOE D'ALESSANDRIS** (pronounced dell-ah-SAN-dress), a 40-year coaching veteran, enters his second season as Baltimore's offensive line coach. "Joe D" has extensive experience guiding and developing linemen, both in the collegiate ranks and pros. Since transitioning to the NFL in 2008, he's mentored players for the Chiefs, Bills, Chargers and Ravens. Prior to his time in the NFL, he tutored players in the NCAA, Canadian Football League and World League.

**2017: (with Baltimore)** Unified a line that overcame early-season injuries and became a strength for the team, helping Baltimore finish ninth in points per game (24.7) and seventh (tied) in both fewest giveaways (17) and sacks allowed (27).

**2013-15: (with San Diego)** Led the Chargers' O-line for three seasons, developing talented linemen LT King Dunlap and G/T D.J. Fluker. **2014:** Despite being riddled with injuries, the line protected QB Philip Rivers, who threw for 4,286 yards and 31 TDs. **2013:** Chargers made the playoffs and allowed only 30 sacks, tying for the NFL's fourth fewest...Team also ran for over 100 yards in 12 of 16 games.

**2010-12: (with Buffalo)** Spent three seasons as the O-line coach, during a span in which the Bills allowed only 87 sacks, ranking as the NFL's fifth fewest...Buffalo also registered the league's fourth-best rushing average (4.75). **2012:** Buffalo produced the NFL's No. 6 ground attack, averaging 138.6 ypg...RB C.J. Spiller rushed for 1,244 yards, also posting the No. 2 YPC average (6.01) among NFL RBs. **2011:** Bills led the NFL in fewest sacks allowed (23), which also marked Buffalo's third fewest during a 16-game season...RB Fred Jackson (934) and Spiller (561) combined to produce 1,495 rushing yards and 10 TDs. **2010:** Hired as O-line coach and led a unit that helped Jackson gain 927 rushing yards.

**2008-09: (with Kansas City)** Spent two seasons as assistant O-line coach. **2009:** G Brian Waters earned his first Pro Bowl,

and RB Jamaal Charles collected his first 1,000-yard rushing season. **2008:** Made his NFL coaching debut with the Chiefs.

**2002-07: (with Georgia Tech)** Developed a number of standout linemen by preparing them for the NFL, including T Nat Dorsey, who was drafted by Minnesota (2004), G Mansfield Wrotto (Seattle, 2007) and G Andrew Gardner (Miami, 2009)... Behind its O-line, Tech posted an ACC-best 2,591 rushing yards (199.3 ypg) in 2007...RBs P.J. Daniels (1,447 in 2003) and Tashard Choice (1,473 in 2006 & 1,379 in 2007) led the ACC in rushing...In 2005, Tech allowed an ACC-low 10 sacks.

**1997-2001: (with Duke)** Coached the Blue Devils' O-line for five years...Tutored several linemen who went on to play in the NFL, including G Lenny Friedman, who was drafted in the second round by Denver ('99) and enjoyed a 10-year pro career, and T Drew Strojny (a 2004 pick by the NYG)...Also coached future NFL players C Troy Andrew (Miami) and C Shawn Lynch (Arizona), who signed as rookie free agents.

**1977-96:** D'Alessandris spent the early part of his career coaching the offensive line position both in the collegiate ranks, CFL (Ottawa & Memphis) and World League (Birmingham)...Entered the full-time coaching ranks as the O-line coach for Livingston University, following two years as a graduate assistant at his alma mater (Western Carolina)... In his one season (1994) with Texas A&M, the Aggies finished 10-0-1 and averaged 172.0 rushing yards per game.

**COLLEGE:** Earned four letters as a guard at Western Carolina University...Was named Team MVP and captain as a senior... Graduated with degrees in parks & recreation and health & physical education, also later earning a master's in education...While working toward his master's, he began coaching as a GA for the Catamounts.

**PERSONAL:** A native of Aliquippa, PA, he attended Center HS...Was inducted in 2010 into the Beaver County (PA) Sports Hall of Fame and Center High School Hall of Fame...Joe and his wife, Toni, have three daughters: Kelly, Emily and Anna... Kelly is married to Eric, while Anna and her husband, Allen, have a son (Maxwell) and daughter (Ella Murray).



## COACHING BACKGROUND

YEARS	COLLEGE/PRO TEAM	POSITION
1977-78	Western Carolina	Graduate Assistant
1979-82	Livingston University	Offensive Line
1983	Livingston University	Offensive Coordinator & Offensive Line
1984-85	Memphis	Offensive Line
1986-87	Tennessee-Chattanooga	Offensive Coordinator & Offensive Line
1988-89	Tennessee-Chattanooga	Offensive Line
1990	Ottawa (Canadian Football League)	Offensive Line
1991-92	Birmingham (World League)	Offensive Line
1993	Samford	Offensive Line & Asst. Head Coach
1994	Texas A&M	Offensive Line
1995	Memphis (Canadian Football League)	Offensive Line
1996	University of Pittsburgh	Offensive Line
1997-2001	Duke	Offensive Line
2002-07	Georgia Tech	Offensive Line
2008-09	Kansas City Chiefs	Assistant Offensive Line
2010-12	Buffalo Bills	Offensive Line
2013-15	San Diego Chargers	Offensive Line
2017-18	Baltimore Ravens	Offensive Line



# BOBBY ENGRAM

WIDE RECEIVERS COACH

COLLEGE: PENN STATE

BORN: 1/7/73, CAMDEN, SC

EXP. (NFL/RAVENS): 20/5 (14 PLAYING, 6 COACHING)

**BOBBY ENGRAM**, who enjoyed a 14-year NFL playing career, is in his fifth season as the Ravens' wide receivers coach. In his third year (2016) guiding Baltimore's receivers, Engram's group helped record the second-most net passing yards in team history (4,100), including a franchise-best 4,317 passing yards by QB Joe Flacco. Engram also helped WR Mike Wallace achieve his third-career 1,000-yard campaign (1,017 yards on 72 receptions) in the receiver's first season with the team. WR Steve Smith Sr., in his 16th and final campaign, led the team with 5 TD receptions, adding 70 catches and 799 yards in 2016. Smith Sr. finished his illustrious career ranked seventh on the NFL's all-time receiving yards chart (14,731) and 12th in receptions (1,031). Prior to entering the coaching ranks, Engram's successful NFL playing career spanned 14 seasons (1996-2009) and three teams (Chicago, Seattle and Kansas City). Originally a second-round draft pick by the Bears, Engram played in 176 career games, totaling 650 receptions for 7,751 yards and 35 TDs.

**ADDITIONAL COACHING HIGHLIGHTS:** In 2015, the Ravens set a single-season record by averaging 266.9 passing yards per game despite several key injuries. In 2014, Engram's corps boasted both a 1,000-yard receiver (Smith Sr.) and a wideout who scored a team-leading 11 TDs (Torrey Smith). The Ravens finished eighth in the NFL in scoring with a franchise-record 409 total points (25.6 ppg). The longtime NFL wideout also spent two seasons (2012-13) coaching receivers at the University of Pittsburgh. In his first year with the Panthers, two of Engram's receivers (Mike Shanahan & Devin Street) earned All-Big East honors, the first time in school history the feat had been accomplished in the same season. Both players had the best statistical production of their careers. Shanahan tallied 983 yards on 62 receptions, while Street had 975 yards on 73 catches, nearly giving Pitt an unprecedented two 1,000-yard receivers in the same season. In 2011, Engram began his coaching career with the San Francisco 49ers as an offensive assistant.

**2014-17: (with Baltimore) 2017:** Baltimore finished the year ranking ninth overall in points per game (24.7)...Over the season's last nine games, the Ravens scored the NFL's second-most points per contest (29.4)...WR Mike Wallace led the WRs corps, posting a team-high 748 receiving yards and 4 TDs on 52 catches (second most). **2016:** Engram's receivers helped QB Joe Flacco set a single-season franchise record with 4,317 passing yards...Wallace led the team and recorded his third-career 1,000-yard campaign (1,017 yards on 72

catches), including the longest offensive play in Ravens regular season history with a 95-yard TD reception vs. Pit. (11/6)...Wallace also had an NFL-high 5 receptions of at least 50 yards...WR Steve Smith Sr. led the team with 5 TD receptions in his final NFL season. **2015:** Ravens set a franchise record by averaging 266.9 passing yards per game, despite having four starting QBs (Flacco, Matt Schaub, Jimmy Clausen and Ryan Mallett) for the first time in team history...WR Kamar Aiken, had a breakout year, filling in for the veteran Smith Sr. (Achilles/back), who missed nine games...Aiken posted team highs in catches (74), receiving yards (944) and receiving TDs (5). **2014:** In his first season, Engram guided a talented Ravens receiving corps that boasted a 1,000-yard receiver in Smith Sr. and the team leader in touchdowns in WR Torrey Smith (11)...Smith Sr. led the team with 79 receptions for 1,065 yards, including a season-long 80-yard TD...Torrey Smith's 11 receiving TDs ranked second most in single-season team history (Michael Jackson, 14 in 1996)...Ravens set franchise records with 409 points scored and 5,838 yards...Joined Ravens as wide receivers coach.

**2012-13: (with University of Pittsburgh) 2013:** Engram guided WR Tyler Boyd to a record-breaking freshman season...Boyd (85 catches for 1,174 yards) earned All-ACC and Freshman All-American honors while breaking freshman school receiving records previously held by Arizona Cardinals Pro Bowl WR Larry Fitzgerald. **2012:** In his first campaign as the Panthers' wide receivers coach, two of Engram's wide receivers (Mike Shanahan and Devin Street) earned All-Big East honors in the same season, the first time in school history the feat had been accomplished...Both players each tallied nearly 1,000 receiving yards (Shanahan, 62 catches for 983 yards and Street, 73 catches for 975 yards).

**2011: (with San Francisco)** Entered the coaching ranks as an offensive assistant under then-first-year head coach Jim Harbaugh and the 49ers, who earned a trip to the NFC Championship game.

**NFL PLAYER (1996-2009):** Engram, who was a 1996 second-round pick (No. 52 overall) out of Penn State by the Bears, spent five seasons in Chicago... In 2001, he signed as a free agent with the Seahawks and played



## COACHING BACKGROUND

YEARS	COLLEGE/PRO TEAM	POSITION
2011	San Francisco 49ers . . . . .	Offensive Assistant
2012-13	University of Pittsburgh . . . . .	Wide Receivers
2014-18	Baltimore Ravens . . . . .	Wide Receivers



# BOBBY ENGRAM

eight seasons (2001-08) in Seattle before finishing his career with the Kansas City Chiefs (2009)...In 176 games (113 starts), he compiled 650 receptions for 7,751 yards and 35 TDs...Engram also played in nine NFL postseason contests, including Super Bowl XL (2005) as a member of the Seahawks, posting 6 catches for 70 yards against the Pittsburgh Steelers. **2009: (with KC)** Played in his final NFL season with the Chiefs. **2001-08: (with Sea.)** Totaled 4,859 yards on 399 receptions and 18 TDs in Seattle. **2007:** Set career highs with 94 receptions and 1,147 receiving yards and tied his career best with 6 TDs...



As a junior at Penn State, Bobby Engram was the inaugural recipient (1994) of the Biletnikoff Award, given to the nation's top wide receiver. During his award-winning season, Engram caught 52 passes for 1,029 yards (19.8 avg.) and 7 TDs.

The 94 catches are a Seahawks' single-season record (tied, Doug Baldwin, 2016). **2005:** Voted as Seattle's recipient of the Ed Block Courage Award. **1996-2000: (with Chi.)** In his first five NFL seasons, registered 246 catches for 2,831 yards and 17 TDs for Chicago.

**COLLEGE:** One of the most prolific and decorated receivers in Penn State football history and the inaugural recipient (1994) of the Biletnikoff Award as the nation's top receiver, Engram was a three-time All-American and three-time All-Big Ten selection (1993-95) for the Nittany Lions...Penn State earned a 31-5 record during that span...During his award-winning junior season (1994), Engram caught 52 passes for 1,029 yards (19.8 avg.) and 7 TDs...Engram is one of only two players (Allen Robinson, 2012 and 2013) in Penn State history to twice compile 1,000 receiving yards in a season (1994 and 1995)...Nearly two decades after his final collegiate season, Engram still ranks as the Nittany Lions' all-time leader in receiving yards (3,026), receiving touchdowns (31) and 100-yard receiving games (16)...Is the only player in PSU history to record 4 receiving TDs in a single game...Also ranks fourth in school history in receptions (167) and second with 786 career punt return yards...Graduated from Penn State with a degree in exercise and sport science in 1995.

**PERSONAL:** Born and raised in Camden, SC, Engram attended Camden (SC) HS, where he was a three-time All-State selection at wide receiver...Established the "Bobby Engram Foundation," which aids in the research of sickle cell anemia...Engram, who played eight of his 14 NFL seasons in Seattle, was voted in 2015 by Seahawks fans as one of 40 players to make their 40th Anniversary team...He was recently named a nominee for the College Football Hall of Fame Class of 2019...Bobby and his wife, Deanna, have two daughters, Bobbi and Phoebe, and two sons, Dean and Trey.

## DOMINANT IN BALTIMORE



Simply put, the Ravens have been dominant at home since the day they arrived in Baltimore. Below are the Ravens' respective home records and corresponding NFL rankings during several periods.

### RAVENS HOME RECORDS / NFL RANKINGS

Time Period (Milestone)	Record	NFL Rank
Since 2010 (Past Eight Seasons)	47-17	3t
Since 2008 (John Harbaugh's Arrival)	59-21	3
Since 2000 (First Super Bowl Season)	105-39	2
Since 1998 (M&T Bank Stadium Opened)	113-47	3
Since 1996 (Team's Inception)	120-55-1	5



# THOMAS HAMMOCK

**RUNNING BACKS COACH**

**COLLEGE:** NORTHERN ILLINOIS

**BORN:** 7/7/81, JERSEY CITY, NJ

**EXP. (NFL/RAVENS):** 5/5

**THOMAS HAMMOCK** is in his fifth year as the Ravens' running backs coach. In 2017, he helped guide RB Alex Collins to a breakout season, when the young back tallied 973 rushing yards and 1,160 yards from scrimmage, adding 6 TDs. Collins' 4.6-yard rushing average ranked fourth among NFL RBs who posted over 200 carries. In 2016, RB Terrance West produced his best year as a pro after rushing for a team- and career-high 774 rushing yards and 5 TDs, while rookie RB Kenneth Dixon averaged a team-best 4.3 yards per carry (88 rushes for 382 yards and 2 TDs). FB Kyle Juszczyk, who led the NFL in catches (37) and receiving yards (266) by a fullback, earned his first Pro Bowl nod under Hammock's guidance. In 2014, the Ravens ranked eighth in the NFL with 126.2 rushing yards per game. RB Justin Forsett earned his first Pro Bowl after he produced a career-high 1,266 rushing yards (NFL's fifth most) and led the league in runs of 20-plus yards (a team-record 17). Forsett's franchise-record 5.4 yards-per-carry average ranked first among NFL RBs.

**ADDITIONAL COACHING HIGHLIGHTS:** Prior to joining the Ravens, Hammock spent 11 years on the collegiate coaching circuit, including the final three (2011-13) as the University of Wisconsin's assistant head coach/running backs/recruiting coordinator. During that 11-year span, Hammock twice coached the country's leading rusher: In 2011, he guided Wisconsin RB Montee Ball to a nation-leading 1,923 rushing yards. While at his alma mater, Northern Illinois, he tutored RB Garrett Wolfe, who registered an NCAA-best 1,928 rushing yards (148.3 ypg) in 2006. Wolfe concluded his collegiate career as the NCAA's all-time leader in yards per carry (6.40 – minimum 780 rushes) and ranked fourth in career rushing (156.5 ypg), becoming one of four players in college football history to post at least 1,500 rushing yards in three different seasons. Ball was drafted in 2013 by the Broncos (second round) and Wolfe by the Bears in 2007 (third round). Prior to his time with the Badgers, Hammock coached at the University of Minnesota from 2007-10, serving as its RBs

coach all four seasons and also as co-offensive coordinator in 2010. Hammock guided the RBs at Northern Illinois from 2005-06 following two years (2003-04) as a graduate assistant at Wisconsin.

**2014-17: (with Baltimore) 2017:** The Ravens' run game ranked No. 11 in the NFL (116.0 ypg), up from 2016's No. 28 mark...RB Alex Collins rushed for 973 yards and 6 TDs, with his 4.6 ypc average ranking fourth among NFL RBs (min. 200 carries). **2016:** FB Kyle Juszczyk earned his first Pro Bowl nod after leading the NFL in catches (37) and receiving yards (266) by a fullback...RB Terrance West led the team with a career-high 774 rushing yards and 5 TDs...Rookie RB Kenneth Dixon finished with 382 rushing yards and 2 TDs. **2015:** From 2014-15, Pro Bowl RB Justin Forsett led the NFL in rushes of 20-plus yards (22)...Forsett missed the final six games in 2015 with a broken arm, rushing for 641 yards before his injury...Rookie RB Javorius Allen tallied 514 yards (adding 353 receiving)...Team produced a franchise-low 383 rushing attempts, but RBs helped protect Ravens QBs, as Baltimore allowed the NFL's third-fewest sacks (24). **2014:** In his first season with the Ravens, Hammock guided a rushing attack that returned to form, ranking eighth in the NFL with 126.2 rushing yards per game...Unit was led by Forsett, who produced a career-high 1,266 rushing yards (NFL's fifth most) and led the league in runs of 20-plus yards (a team-record 17)...Forsett, whose franchise-record 5.4 yards-per-carry average ranked first among NFL RBs, earned his first Pro Bowl in his initial season in Baltimore...Ravens pounded 16 rushing TDs, tying for NFL's fifth most...In addition, Baltimore RBs contributed 76 receptions in the passing game, and second-year fullback and first-year starter Juszczyk helped the Ravens allow the NFL's second-fewest sacks (19)...Baltimore set single-season records in scoring (409 points) and total offense (5,838 yards).

**2011-13: (with Wisconsin)** In three seasons as Wisconsin's running backs coach, the Badgers ranked third nationally in rushing yards per attempt (5.7), fourth in rushing touchdowns

## COACHING BACKGROUND

YEARS	COLLEGE/PRO TEAM	POSITION
2003-04	Wisconsin	Graduate Assistant - Offense
2005-06	Northern Illinois	Running Backs
2007-09	Minnesota	Running Backs
2010	Minnesota	Co-Offensive Coordinator/RBs
2011-13	Wisconsin	Asst. HC/RBs/Recruiting Coordinator
2014-18	Baltimore Ravens	Running Backs

*"Coach Hammock does a great job with his players. He expects a lot from us, and he's able to push us in ways that make us constantly focus on being the very best. I give him so much credit for helping me take big strides with my game." – RB Alex Collins*





# THOMAS HAMMOCK

(121) and seventh in rushing yards per game (251.1), also leading the Big Ten in each of those categories...UW running backs also amassed 40 games with over 100 rushing yards, the most in the country during that span. **2013:** Wisconsin ranked eighth nationally after averaging 283.8 rushing yards per game en route to rushing for a school-record 3,689 yards... The Badgers also set an NCAA high and school standard for individual 100-yard rushing performances in a season (20)... Despite losing RB Montee Ball to the NFL Draft, Wisconsin's running game continued to flourish behind senior RB James White, sophomore RB Melvin Gordon and true freshman RB Corey Clement...Gordon and White each earned second-team All-Big Ten honors, while Gordon was named a semifinalist for both the Maxwell Award (nation's top player) and Doak Walker Award (top RB)...Clement added 547 rushing yards and 7 rushing TDs...Gordon (1,609) and White (1,444) set the all-time NCAA record for rushing yards by a pair of teammates in a season, combining for 3,053 yards...The tandem made Wisconsin the nation's only team to produce multiple running backs that averaged more than 100 yards per game...(Gordon became the second all-time single-season rusher in FBS history with 2,587 yards in 2014.) **2012:** Wisconsin rushed for 236.4 yards per game, the nation's 13th-best mark... Badgers were one of three teams in the nation with three backs who each rushed for over 550 yards...Ball became the NCAA's all-time leader in rushing touchdowns (77) and won the Doak Walker Award as the nation's top running back after producing 1,830 rushing yards (second in the NCAA in 2012) and 22 ground scores...Ball also earned his second-consecutive Ameche-Dayne Big Ten Running Back of the Year award. **2011:** In Hammock's first year coaching running backs at Wisconsin, the Badgers ranked 11th nationally after averaging 235.6 yards per contest...Hammock helped Ball lead the nation in rushing yards (1,923) and tie Barry Sanders' NCAA single-season TDs record (39), with Ball being named a Heisman Trophy finalist...Ball also earned the Big Ten's Graham-George Offensive Player of the Year Award and was a consensus first-team All-America selection.

**2007-10: (with Minnesota)** In 2010, after three seasons (2007-09) as running backs coach, Hammock was named

the Gophers' co-offensive coordinator. **2010:** Minnesota moved up 26 spots nationally in rushing and 34 spots in total offense...Took over play-calling duties for the final five contests following a mid-season coaching transition... Helped the team secure wins in its final two games, including its first rivalry win in four years, defeating Iowa for the Floyd of Rosedale trophy.

**2005-06: (with Northern Illinois)** Spent two seasons as NIU's RBs coach in his first full-time coaching role...Hammock guided Huskies RB Garrett Wolfe, who concluded his collegiate career as the NCAA's all-time leader in yards per carry (6.40 – minimum 780 rushes) and ranked fourth in career rushing (156.5 ypg)...Wolfe was selected by the Chicago Bears in the 2007 NFL Draft's third round and is one of four players in college football history to post at least 1,500 rushing yards in three different seasons. **2006:** Wolfe registered an NCAA-best 1,928 rushing yards (148.3 ypg) and posted over 1,500 rushing yards for the third-consecutive season. **2005:** Despite playing in only nine games, Wolfe rushed for 1,580 yards and 16 TDs in Hammock's first year guiding the running backs.

**2003-04: (with Wisconsin)** Served as an offensive graduate assistant in his first coaching role, helping guide the team to the Music City Bowl (2003) and Outback Bowl (2004).

**COLLEGE:** Played running back at Northern Illinois and finished ninth on the school's all-time rushing list (2,432 yards)...Ran for 1,083 yards – the nation's 12th most – as a sophomore in 2000 and produced 1,095 rushing yards as a junior in 2001...Hammock's senior campaign was derailed due to a potentially life-threatening heart condition in 2002, and though he was forced to stop playing, he became a student coach for NIU, helping RB Michael Turner tally 1,915 rushing yards, which set a MAC single-season record.

**PERSONAL:** Born in Jersey City, NJ, Hammock earned his bachelor's degree in marketing from Northern Illinois in 2002 and a master's in educational leadership and policy analysis from Wisconsin in 2004...He and his wife, Cheynnitha, have a daughter, Tierra (9), and a son, Thomas Douglas (5).

## RUN GAME NOTES

- RB Alex Collins (right) concluded 2017 with 973 rushing yards and 1,160 yards from scrimmage, adding 6 TDs. His 4.6-yard rushing average ranked fourth among NFL RBs who posted over 200 carries.
- In 2017, the Ravens' run game ranked No. 11 in the NFL (116.0 ypg), up from 2016's No. 28 mark.
- Under head coach John Harbaugh, when rushing for at least 125 yards in a game, the Ravens have produced a 49-10 record (5-3 mark in 2017).
- Baltimore is 28-6 when rushing for at least 150 yards during the John Harbaugh Era.





# CHRIS HEWITT

SECONDARY COACH

COLLEGE: CINCINNATI

BORN: 7/22/74, KINGSTON, JAMAICA

EXP. (NFL/RAVENS): 10/7 (3 PLAYING / 7 COACHING)

**CHRIS HEWITT** enters his second season as the Ravens' secondary coach after being promoted prior to the 2017 campaign. He previously served as the team's defensive backs coach from 2015-16 and the assistant secondary coach in 2014. Entering his seventh-overall season in Baltimore, Hewitt also spent two years (2012-13) helping guide a Ravens' special teams unit led by special teams coordinator/associate head coach Jerry Rosburg, for whom Hewitt played at the University of Cincinnati while Rosburg was an assistant. In 2017, Baltimore's defense racked up an NFL-best 22 INTs. The Ravens also forced an NFL-high 34 turnovers and finished with the league's No. 1 turnover differential (+17). Baltimore's pass defense finished 10th (213.8 ypg), while its defensive passer rating (72.4) was the NFL's second-best mark. Over the past two seasons (2016-17), the Ravens have recorded more takeaways (62) and INTs (40) than any other NFL team.

**ADDITIONAL COACHING HIGHLIGHTS:** In 2016, Baltimore tied (KC & SD) to produce the NFL's most INTs (18). The Ravens also forced 28 turnovers, tying (Ari. & SD) for the NFL's fourth most. In 2015, Baltimore's defense allowed the NFL's eighth-fewest yards per game (337.4), finishing No. 2 overall (291.1 ypg) and No. 1 against the pass (183.3 ypg) during the season's final eight games. In 2014, the Ravens allowed the NFL's sixth-fewest points (18.9 ppg) and eighth-fewest yards per game (336.9), even though Baltimore's secondary was hit hard by injuries, with six DBs (five CBs and one safety) being placed on Injured Reserve. With Hewitt helping coach special teams from 2012-13, the Ravens ranked in the Top 5 of the annual comprehensive special teams report by Rick Gosselin of *The Dallas Morning News*, finishing fifth in 2013 and second in 2012. (Gosselin's report is recognized by NFL teams as the special teams measuring stick.)

**2012-17: (with Baltimore) 2017:** The Ravens' pass defense finished 10th (213.8 ypg), and the unit allowed the sixth-fewest points per game (18.9)...Baltimore led the NFL in INTs

(22) for the second-straight year and has accumulated more takeaways (62) and INTs (40) than any other team in the past two seasons...The Ravens ranked No. 1 with a +17 turnover differential...Baltimore also produced the second-most defensive touchdowns (5, tied, Det. & Phi.) and recorded 3 shutouts on the season, the most by a team since 2003 (NE)...S Eric Weddle tallied a team-high 6 INTs en route to earning his second-straight (fifth overall) Pro Bowl selection. **2016:** The Ravens' defense ranked seventh overall (322.1 ypg), making Baltimore one of three teams (Den. & Sea.) to finish ranked in the NFL's Top 10 in each of the past three seasons... Baltimore's ninth-ranked pass defense (232.8 ypg) tied (KC & SD) to produce the NFL's most INTs (18)...The Ravens allowed the league's ninth-fewest points per game (20.1)...S Eric Weddle earned Pro Bowl honors, registering a team-high 4 INTs (tied with LB C.J. Mosley) and career-high 13 PD. **2015:** Baltimore's eighth-ranked defense (337.4 ypg) allowed a league-best 183.3 passing yards per game in the season's second half and helped permit the NFL's second-fewest total net yards (291.1 ypg) during that span (final eight games). **2014:** Even while battling injuries throughout the season (six DBs were placed on Injured Reserve), the Ravens' secondary helped Baltimore's "D" allow the NFL's sixth-fewest points (18.9 ppg) and eighth-fewest yards per game (336.9)...Named assistant secondary coach. **2013:** K Justin Tucker earned his first Pro Bowl nod after producing the then-second-best field goal success rate (92.7, 38-of-41) in Ravens single-season history...Tucker also set a then-franchise record with 140 points and kicked 3 game-winning FGs, including a Ravens-record 61-yarder at Detroit...WR/RS Tandon Doss led the NFL in punt return average (15.6)...The Ravens were second in kickoff return average (26.4) and third in punt return average (14.2), posting an NFL-high 12 punt returns of 20-plus yards. **2012:** Pro Bowl RS Jacoby Jones led the NFL in KOR average (30.7) and posted a league-best 2 KOR-TDs...Jones tied a league-high 3 kick return TDs (108- and 105-yard KORs and

## COACHING BACKGROUND

YEARS	COLLEGE/PRO TEAM	POSITION
2003	Notre Dame	Strength and Conditioning Assistant
2004	Rutgers	Graduate Assistant
2005-07	Rutgers	Dir. of Speed and Skill Development
2008-09	Rutgers	Cornerbacks
2010-11	Rutgers	Running Backs
2012-13	Baltimore Ravens	Assistant Special Teams
2014	Baltimore Ravens	Assistant Secondary
2015-16	Baltimore Ravens	Defensive Backs
2017-18	Baltimore Ravens	Secondary



*"One of the things I admire about Coach Hewitt is how much he cares about the well-being of his players. He pushes us to excel on the field, and he helps guide us off of it. We have a lot of respect for who he is as a coach and a man."*

– CB Jimmy Smith



# CHRIS HEWITT

63-yard PR) and set a Super Bowl record with 290 combined yards, including an NFL-postseason-record 108-yard KOR-TD...Joined the Ravens as assistant special teams coach.

**2004-11: (with Rutgers) 2010-11:** Was the Scarlet Knights' RBs coach and mentored RB Jawan Jamison, who joined Ray Rice in becoming just the third freshman in Rutgers history to rush for 200 yards in a game. **2008-09:** Named the team's CBs coach prior to the 2008 season...Rutgers ranked second in the Big East in pass defense in 2008 (191.3 ypg) and 2009 (204.5 ypg). **2005-07:** Was director of speed and skill development...Aided by Hewitt's training, Rice set all-time school rushing records with 910 attempts for 4,926 yards, 49 TDs and a 90-yard long gain...Rice became the first player in Rutgers history to rush for 1,000-plus yards in three seasons (2005-07). **2004:** Joined Rutgers' staff as a graduate assistant.

**2003: (with Notre Dame)** Served as the assistant strength and conditioning coach.

**NFL PLAYER: (1997-99 with New Orleans)** Signed with the Saints as a rookie free agent in 1997 and played in 39 games (four starts)...Played defensive back, serving primarily on special teams...Totaled 29 tackles (22 solo) from scrimmage,

3 sacks, 1 PD, 1 FF and 1 FR...Recorded 7 special teams tackles (6 solo) for the Saints' kickoff coverage team that ranked fifth in the NFL in average opponent starting position (23.8-yard line) in 1998...Was named the NFC Special Teams Player of the Week in Week 12 vs. Seattle (11/16/97) after blocking a punt that led to a crucial field goal.

**COLLEGE:** Was a four-year letterman at Cincinnati and a two-time All-Conference USA selection (1995-96) as a DB... Played for Jerry Rosburg, who was the team's LBs, special teams and secondary coach (1992-95), and John Harbaugh, who was the Bearcats' special teams, TEs, OLBs and RBs coach (1989-94) and assistant head coach (1995-96)... Totaled 80 tackles and 2 INTs in his senior season...Earned a bachelor's degree in criminal justice.

**PERSONAL:** Participated in the NFL's Minority Coaching Fellowship Program, completing training camp stints with the Ravens (2006 and 2008), Eagles (2005) and Browns (2001)... Played football, basketball and track at Dwight Morrow (Englewood, NJ) HS... Was born in Kingston, Jamaica before moving to New Jersey when he was 5 years old...Chris and his wife, Tanisha, have three daughters (Azia, Briana and Christina) and a son (Christopher, Jr.).

## TURNOVER TIME



In 2017, Baltimore's defense produced an NFL-high 22 interceptions and forced a league-best 34 turnovers. The Ravens also finished No. 1 in turnover differential (+17).

### MOST NFL INTERCEPTIONS (2017)

Rk.	Team	INTs
1.	Baltimore Ravens	22
2.	Jacksonville Jaguars	21
3.	New Orleans Saints	20
4.	Detroit/Philadelphia	19

### MOST TURNOVERS FORCED (2017)

Rk.	Team	TOs
1.	Baltimore Ravens	34
2.	Jacksonville Jaguars	33
3.	Detroit Lions	32
4.	Philadelphia Eagles	31

## WEDDLE'S THEFTS AS A RAVEN

Since joining the Ravens in 2016, **S Eric Weddle** has tied for the third-most INTs (10) in the NFL. He led the Ravens with 6 thefts in 2017, en route to earning his second-straight (fifth overall) Pro Bowl nod.

### NFL INTERCEPTIONS LEADERS SINCE 2016

Rk.	Player	INTs	Yards	TDs
1.	Casey Hayward (LAC)	11	109	1
	Marcus Peters (LAR)	11	200	0
3.	<b>Eric Weddle (Bal.)</b>	<b>10</b>	<b>177</b>	<b>1</b>
	Darius Slay (Det.)	10	97	0





# CHRIS HORTON

ASSISTANT SPECIAL TEAMS COACH

COLLEGE: UCLA

BORN: 12/29/84, LOS ANGELES, CA

EXP. (NFL/RAVENS): 8/5 (3 PLAYING / 5 COACHING)

**CHRIS HORTON** is in his third year as the Ravens' assistant special teams coach, working directly with special teams coordinator/associate head coach Jerry Rosburg. Horton has helped Baltimore's special teams units perform outstandingly in the three years he's been involved. In the annual special teams report from senior NFL writer Rick Gosselin, Baltimore has ranked in the NFL's Top 5 for six-straight seasons, including first in 2015 (2017: fourth; 2016: fifth; 2015: first; 2014: fifth; 2013: fifth; 2012: second). (Gosselin's report is recognized by NFL teams as a special teams measuring stick.) No other NFL team has been in the Top 5 (or even Top 10) in each of the past six seasons.

**ADDITIONAL COACHING HIGHLIGHTS:** In 2014, Horton entered the NFL coaching ranks with the Ravens working with the team's OLBs. Horton played safety for four seasons in the NFL with the Redskins (2008-11) after being selected by Washington in the seventh round of the 2008 NFL Draft.

**2014-17: (with Baltimore) 2017:** *Football Outsiders* tabbed Baltimore's special teams as the NFL's No. 1 overall unit... Ravens ranked No. 1 in KOR average (27.5), No. 5 in PR average (10.1) and No. 1 in opponent KOR average (18.6)...P Sam Koch posted NFL bests in both punts inside the 10 (16) and 20 (40). **2016:** Ravens ranked No. 5 in the annual special teams report compiled by senior NFL writer Rick Gosselin...K Justin Tucker and LS Morgan Cox each earned their second Pro Bowl honors...Promoted to assistant special teams coach...Baltimore had an NFL-high 4 (tied, Mia.) blocked kicks. **2015:** Horton worked as a staff assistant alongside Jerry Rosburg with the Ravens' special teams...Baltimore's units excelled, ranking No. 1 in Gosselin's annual special teams report...Ravens also ranked No. 1 by *Pro Football Focus*...Baltimore was third in the NFL in punt return average (11.3), while allowing the second-fewest yards per punt return (5.0)...P Sam Koch and Cox each earned their first Pro Bowls...Ravens blocked a kick (2 PATs, 2 FGs and 1 punt) in five-straight contests, a feat that had not been accomplished since 1983 (Atlanta Falcons)...The 5 blocked kicks tied (Oak.)

for most in 2015. **2014:** Worked primarily with the Ravens' OLBs...Led by OLB Terrell Suggs and 2014 Pro Bowl selection OLB Elvis Dumervil, Baltimore racked up the NFL's second-most sacks (49, tied with Philly), boasted the No. 2 red zone defense and allowed the fourth-fewest rushing yards per game (88.3)...Dumervil (a franchise-record 17 sacks) and Suggs (12) combined to produce the most QB drops (29) among NFL duos.

**2012-13: (with UCLA) 2013:** Bruins earned a 10-3 record and defeated Virginia Tech in the Sun Bowl, 42-12. **2012:** Joined his alma mater as a quality control coach, assisting with both the Bruins' defense and special teams unit under head coach Jim Mora Jr.

**2013: (with Seattle)** Spent training camp with the Seattle Seahawks as a coaching intern.

**NFL PLAYER (2008-11):** Played three full NFL seasons after being drafted in the seventh round by the Washington Redskins in 2008...As a rookie, Horton earned NFC Defensive Player of the Week honors following his Week 2 performance vs. New Orleans when he had 2 INTs and 1 fumble recovery in the Redskins' 29-24 victory over the Saints...Also earned NFC Defensive Rookie of the Month (September) honors...Played in 29 career NFL games, but was hampered by injuries in his final three seasons, eventually concluding his playing career after a training camp stint with the New York Giants in 2012.

**COLLEGE:** Earned a bachelor's degree in history from UCLA... Played safety for the Bruins, earning *The Sporting News* first-team All-America (2007), first-team All-Pac-10 (2007) and second-team All-Pac-10 honors (2006).

**PERSONAL:** Earned three varsity letters in football at De La Salle (New Orleans, LA) HS...Was an All-Metro selection, District MVP (2003) and two-time All-District selection in The Catholic League (LHSAA District 9-5A)...Also lettered in track and field... Chris was inducted into his high school Hall of Fame on March 15, 2014...He and his wife, Jackie, have two daughters: Kristina (4) and Khloe (2) and a newborn son, Kaden.

## COACHING BACKGROUND

YEARS	COLLEGE/PRO TEAM	POSITION
2012-13	UCLA	Quality Control
2014	Baltimore Ravens	Coaching Intern (Defense)
2015	Baltimore Ravens	Staff Assistant (Special Teams)
2016-18	Baltimore Ravens	Assistant Special Teams Coach

*"Chris is able to clearly communicate his knowledge of the game, including his experiences as an NFL player, to our guys. He has earned the respect of our players, and he has a bright future in this profession."*

– Special Teams Coordinator/Associate Head Coach Jerry Rosburg







# STERLING LUCAS

QUALITY CONTROL – DEFENSE

COLLEGE: NORTH CAROLINA STATE

BORN: 1/7/90, ORANGEBURG, SC

EXP. (NFL/RAVENS): 3/3

**STERLING LUCAS** is in his third year with the Ravens after being promoted to a defensive quality control coach in January 2018, with responsibilities that include finding tips/tendencies on opponent offenses, self-scouting the defense and working with the linebackers. Prior to his promotion, Lucas served as an administrative assistant for the defense in 2017. He originally joined Baltimore as a strength and conditioning assistant in 2016 after spending two years (2014-15) as a defensive graduate assistant at North Carolina State, where he also worked as a strength and conditioning graduate assistant beginning in 2013.

**2016-17: (with Baltimore) 2017:** Served as an administrative assistant for the defense, helping Baltimore post NFL bests in INTs (22), takeaways (34) and shutouts (3 – most in a season since the 2003 Patriots)...The Ravens allowed just 18.9 points per game, which ranked sixth best in the league...Behind Pro Bowlers LB C.J. Mosley, OLB Terrell Suggs and S Eric Weddle, Baltimore’s “D” ranked 12th overall (325.1 ypg), also producing the NFL’s 10th-best pass defense (213.8 ypg). **2016:** Joined the Ravens as a strength and conditioning assistant, but also helped the defensive coaching staff on certain projects.

**2013-15: (with North Carolina State) 2014-15:** Spent two full seasons working as a defensive graduate assistant, with a primary focus on coaching the linebackers and nickelbacks. (Lucas worked into the spring of 2016 before joining the Ravens). **2013-14:** Worked as a graduate assistant in the strength and conditioning department, also spending time assisting the football coaching staff.

**COLLEGE:** Graduated from NC State in 2012 with a bachelor’s degree in communications...Later earned a master’s in sport management in 2014...Played linebacker for the Wolfpack from 2008-12, although he red-shirted the 2011 season after suffering a knee injury in preseason practice...Served as a team captain his senior season...Recorded 167 tackles, 4 sacks and 1 INT during his collegiate career.

**PERSONAL:** Was a team captain and named team MVP during his senior season at Orangeburg Wilkinson (Orangeburg, SC) HS...Earned All-State, All-Region and All-Area honors that year...Married Brittany Gabriel in July 2017.

## COACHING BACKGROUND

YEARS	COLLEGE/PRO TEAM	POSITION
2013-14	North Carolina State.....	Strength & Conditioning Graduate Assistant
2014-15	North Carolina State.....	Defensive Graduate Assistant
2016	Baltimore Ravens.....	Strength & Conditioning Assistant
2017	Baltimore Ravens.....	Administrative Assistant - Defense
2018	Baltimore Ravens.....	Quality Control - Defense



## BALTIMORE’S BIG-TIME ‘BACKER

LB C.J. Mosley, Baltimore’s 2014 first-round draft pick and a three-time Pro Bowler (including in 2017), owns the NFL’s fifth-most total tackles (469) over the past four seasons. In 2017, Mosley ranked eighth in the NFL in total tackles (132). He also tallied 11 TFL, 2 INTs (1 for a 63-yard TD), 1 sack, 3 FRs and 3 FFs.

### NFL’S TACKLE LEADERS (2014-17)

Rk.	Player (2017 Team)	Tackles
1.	Bobby Wagner (Sea.)	518
2.	Preston Brown (Cin.)	504
3.	Luke Kuechly (Car.)	498
4.	Lavonte David (TB)	481
5.	<b>C.J. Mosley (Bal.)</b>	<b>469</b>
6.	K.J. Wright (Sea.)	456
7.	Lawrence Timmons (Mia.)	449
8.	Telvin Smith (Jax.)	447





# MIKE MACDONALD

LINEBACKERS COACH

COLLEGE: GEORGIA

BORN: 6/26/87, BOSTON, MA

EXP. (NFL/RAVENS): 5/5

**MIKE MACDONALD** enters his first season as the team's linebackers coach. Now in his fifth year with the Ravens, Macdonald previously spent time as the team's defensive backs coach (2017) and as a defensive assistant (2015-16). He originally joined Baltimore in 2014 as a defensive coaching intern. In 2017, alongside secondary coach Chris Hewitt, Macdonald helped guide a defensive backfield that contributed to the NFL's most INTs (22) and forced turnovers (34). In 2016, Macdonald worked with then-secondary coach and current Bills' defensive coordinator Leslie Frazier, helping guide a unit that finished seventh overall (322.1 ypg) and produced a league-leading (tied, KC & SD) 18 interceptions. During the 2015 campaign, Macdonald worked closely with defensive coordinator (then-inside linebackers coach) Don Martindale. Macdonald was a graduate assistant at Georgia (2011-13) while earning his master's in sports management.

**2014-17: (with Baltimore) 2017:** The Ravens' defense led the league with both 22 INTs and 34 forced turnovers...Baltimore finished second in the NFL in defensive passer rating (72.4) and defensive TDs (5)...The Ravens allowed 18.9 points per game (sixth in NFL) and recorded 3 shutouts, which was the most in a season since the 2003 Patriots...S Eric Weddle earned his second-straight (fifth overall) Pro Bowl nod after posting a team-high 6 INTs. **2016:** Worked with a secondary that helped the Ravens' defense finish first in the league with 18 INTs (tied with SD and KC)...Weddle earned his fourth-career Pro Bowl nod in his first year with the Ravens after posting 89 tackles, 1 sack, 1 FF and a team-leading 4 INTs (tied, LB C.J. Mosley)...The Ravens had eight different players intercept at least one pass, and their defense finished ranked seventh overall (322.1 ypg). **2015:** Assisted inside linebackers coach Don Martindale in mentoring ILBs Daryl Smith and Mosley, who combined to produce the NFL's second-most tackles (493) between teammates during the 2014-15 seasons...Smith's team-leading 121 total stops ranked 10th

in the league...Named defensive assistant. **2014:** Worked with a secondary that battled injuries (six DBs were placed on Injured Reserve) to help Baltimore allow the NFL's sixth-fewest points (18.9 ppg) and eighth-fewest yards (336.9) per game...Entered the NFL ranks as a Ravens' coaching intern (defense).

**2011-13: (with Georgia) 2013:** Helped mentor ILB Ramik Wilson, who earned first-team All-SEC honors by media and coaches after posting a conference-leading 133 total tackles, including 11 TFL. **2012:** Helped guide a Georgia defense that allowed 175.6 passing yards and 19.6 points per game, ranking eighth and 18th, respectively, in the nation. **2011:** Named defensive graduate assistant following the spring game and helped produce one of the nation's top-ranked units in total (277.0 ypg, fifth), pass (176.0, 10th) and rush (101.2, 11th) defense...Originally joined the Bulldogs as a student assistant in May 2010, helping coach and coordinate offensive scout team during his first season...Worked primarily with OLBs before shifting to ILBs during the 2011 spring practice.

**2008-09: (with Cedar Shoals – Athens, GA – HS)** While attending Georgia, coached the linebackers and running backs under head coach Xarvia Smith, for whom he played at Centennial (Roswell, GA) HS...Earned the staff's Coach of the Year award following his first season with the Jaguars.

**COLLEGE:** Graduated summa cum laude with a finance degree from Georgia's Terry College of Business in 2010... Earned his master's degree in sports management from Georgia in 2013, while serving as safeties and defensive quality control coach for the Bulldogs.

**PERSONAL:** Was a two-sport (football and baseball) athlete at Centennial (Roswell, GA) HS.

## COACHING BACKGROUND

YEARS	COLLEGE/PRO TEAM	POSITION
2008-09	Cedar Shoals (GA) HS. ....	Linebackers and Running Backs
2011-13	Georgia . . . . .	Graduate Assistant
2014	Baltimore Ravens . . . . .	Coaching Intern (Defense)
2015-16	Baltimore Ravens . . . . .	Defensive Assistant
2017	Baltimore Ravens . . . . .	Defensive Backs Coach
2018	Baltimore Ravens . . . . .	Linebackers Coach

*"One of the things that makes Mike a great coach is his football knowledge. He can teach and also relate his point to players. He's willing to listen and willing to talk things out with coverages and the way we play certain things. He really takes his job serious, and he is always trying to find us an edge, whether it is snap count or a disguise that we want to do. Those things are able to give us an advantage going into each game."*

– S Eric Weddle







# JAMES URBAN

QUARTERBACKS COACH

COLLEGE: WASHINGTON AND LEE

BORN: 12/1/73, SPRINGFIELD, IL

EXP. (NFL/RAVENS): 15/1

**JAMES URBAN** joined the Ravens in 2018 as quarterbacks coach. Urban, a 15-year NFL coaching veteran, has experience as part of two prolific NFL offenses. He spent the past seven seasons with AFC North rival Cincinnati, coaching the team's wide receivers, including All-Pro A.J. Green during each of those years. One of the NFL's top receivers, Green ranked fourth in total receiving yards (8,213) from 2011-17. He is also second in both catches and yards and third in TDs on the Bengals' all-time receiving list. Prior to joining Cincinnati, Urban entered the NFL ranks with the Philadelphia Eagles in 2004. After five seasons in two roles under then-head coach Andy Reid, he was promoted to quarterbacks coach in his final two seasons (2009-10), coaching Pro Bowlers Donovan McNabb (2009) and Michael Vick (2010), both of whom excelled under Urban's direction.

**2011-17: (with Cincinnati)** In seven seasons with the Bengals, Urban guided a strong wide receivers group led by one of the NFL's best in A.J. Green...Since his rookie year (2011-17), Green ranks fourth in the league in receiving yards (8,213), fifth in receptions (556) and sixth in receiving TDs (57)...Green is also second (Chad Johnson) on Cincinnati's all-time leading receiving list in yards and catches...Urban has guided other young wideouts, including Marvin Jones and Mohamed Sanu, both of whom were drafted by the Bengals in 2012 but became coveted free agents in 2016. **2017:** With his seventh Pro Bowl selection in his seventh NFL season, Green (who tallied his sixth 1,000-yard season) became the only NFL WR since the 1970 merger to be invited to the Pro Bowl in each of the first seven years of his career (Green didn't play in '17 Pro Bowl due to injury)...Brandon LaFell was the team's second-leading receiver with 548 yards (52 catches). **2016:** Bengals signed veteran free agent LaFell, who led the team with 6 TDs on 862 receiving yards and 64 catches...LaFell and rookie Tyler Boyd combined for 1,465 yards, as the team re-tooled its receiving group. **2015:** Green led the team with 1,297 receiving yards, 86 catches and 10 TDs...Jones (816) and Sanu (394) combined for 1,210 receiving yards, their best season as a pair, propelling both into significant free agent contracts. **2014:**

Earning his fourth Pro Bowl, Green collected another 1,000-yard season (1,041) despite missing three games (turf toe). **2013:** Guided a strong group led by Green, who recorded his best season in leading Cincinnati with 1,426 receiving yards on 98 receptions (both career highs), also tying his career high with 11 TD catches...Urban also tutored second-year wideouts Jones, the team's second-leading receiver (714 yards and 10 TDs), and Sanu (455 yards and 2 TDs)...Bengals receivers scored 23 receiving TDs. **2012:** Green caught 97 passes for 1,350 yards and 11 TDs in his second season, while WR Andrew Hawkins (533 yards, 51 catches & 4 TDs) had a breakout year under Urban's tutelage. **2011:** Joined the Bengals as wide receivers coach and helped groom the No. 4-overall pick (Green) in his rookie year.

**2004-10: (with Philadelphia)** Spent seven seasons with the Eagles, the first four working alongside John Harbaugh.

**2009-10:** Served as QBs coach, guiding Pro Bowl seasons for Michael Vick ('10) and Donovan McNabb ('09)...Vick signed as a free agent in his return to the NFL ('09), backing up McNabb in his first season, then starting 12 games in 2010, earning the AP Comeback Player of the Year award and was the NFC's starting QB in the Pro Bowl...In his final season in Philly, McNabb earned his sixth Pro Bowl berth (first since '04) under Urban's guidance. **2007-08:** Served as offensive quality control coach. **2004-06:** Hired by Andy Reid as assistant to the head coach.

**1999-2003: (with Univ. of Pennsylvania)** 1999: Hired as the director of football administration/operations at Penn.

**1997-98: (with Clarion)** Spent two seasons coaching wide receivers and tight ends at Clarion (PA) University.

**COLLEGE:** A native of Mechanicsburg, PA, Urban played wide receiver and kick returner at Washington and Lee University (1992-95), earning a bachelor's degree in English...He also holds a master's degree in communications from Clarion.

**PERSONAL:** Urban attended Trinity (Camp Hill, PA) HS... James and his wife, Patrice, have two daughters, Brielle and Cassidy, and a son, Jameson.

## COACHING BACKGROUND

YEARS	COLLEGE/PRO TEAM	POSITION
1997-98	Clarion University	Wide Receivers and Tight Ends
1999-2003	University of Pennsylvania	Director of Football Administration/Operations
2004-06	Philadelphia Eagles	Assistant to the Head Coach
2007-08	Philadelphia Eagles	Offensive Quality Control
2009-10	Philadelphia Eagles	Quarterbacks
2011-17	Cincinnati Bengals	Wide Receivers
2018	Baltimore Ravens	Quarterbacks Coach





# CRAIG VER STEEG

SENIOR OFFENSIVE ASSISTANT

COLLEGE: USC

BORN: 9/11/60, REDONDO BEACH, CA

EXP. (NFL/RAVENS): 12/11

**CRAIG VER STEEG** (pronounced ver-**STEGG**) is in his 11th year working with the Ravens' offense. Ver Steeg, who owns 35 years of coaching experience, has an extensive background working with quarterbacks, receivers and running backs – and helping them succeed. As one of John Harbaugh's original coaching hires (2008), Ver Steeg has assisted Ravens offenses in numerous areas, including game preparation, game and practice analysis and guiding players.

**ADDITIONAL COACHING HIGHLIGHTS:** Super Bowl XLVII MVP QB Joe Flacco has led the Ravens' offense during Ver Steeg's tenure in Baltimore (2008-17), setting career highs in passing yards (4,317 in 2016), TDs (27 in 2014) and completion percentage (64.9 in 2016). In 2014, the Ravens set single-season franchise marks with 409 points and 5,838 total yards. Prior to entering the NFL, Ver Steeg guided several players who benefited under his tutelage on the collegiate level, including QB Alex Smith (Redskins) and RB Ray Rice.

**2008-17: (with Baltimore) 2017:** Baltimore finished the year ranking ninth overall in points per game (24.7) and seventh (tied) in both fewest giveaways (17) and sacks allowed (27). **2016:** QB Joe Flacco set a career and Ravens single-season high with 4,317 passing yards and a 64.9 completion percentage. **2015:** Behind four different starting QBs for the first time in team history, Baltimore posted the NFL's No. 8-ranked passing offense (266.9 ypg), including a franchise-record 4,271 net passing yards. **2014:** Offense set single-season franchise marks in total points (409), road points (206) and total yards (5,838)...WR Torrey Smith recorded 11 TD receptions, the second most in team history (Michael Jackson, 14 in 1996)...Baltimore's 19 sacks allowed were the second fewest both in the NFL in '14 and in team history...Pro Bowl RB Justin Forsett produced a career-best 1,266 rushing yards and led the NFL in runs of 20-plus yards (team-record 17). **2012:** Baltimore surrendered just 16 give-aways, setting a franchise single-season low and tying for the NFL's second fewest. **2009:** Assisted with game preparation for a unit that set team records for most total TDs (47) and most rushing TDs (22). **2008:** Joined the Ravens as offensive assistant.

**2003-07: (with Rutgers) 2007:** Served as RBs coach, guiding Ravens 2008 second-round draft pick and All-American RB Ray Rice, who rushed for a school-record 2,012 yards and 24 TDs on 380 carries (154.8 ypg)...Rice finished his career holding several Rutgers records, including career yards rushing (4,926), career rushing TDs (49) and single-game rushing yards (280). **2005:** Rutgers was second in the Big East in both total offense (406.3 ypg) and passing (234.6 ypg). **2004:** Scarlet Knights boasted the nation's No. 6 overall and Big East's top-ranked passing attack (310.5 ypg).

**2001-02: (with Utah)** Served as offensive coordinator/QBs... Helped recruit the No. 1 overall pick in the 2005 NFL Draft, QB Alex Smith, to Utah...Utah's offense improved 50-or-more spots nationally in nearly every offensive category. **2001:** Returned to Utah for his second stint at the school.

**1997-2000: (with Illinois)** Served as QBs coach and recruiting coordinator for four years for the Illini.

**1996: (with Chicago)** Under Dave Wannstedt, worked with the Bears' QBs as an offensive asst./quality control coach.

**1994-95: (with Harvard)** Served as the passing game coordinator, QBs and WRs coach and recruiting coordinator.

**1990-93: (with Cincinnati)** Spent four years on the Cincinnati coaching staff with John Harbaugh...Coached QBs, WRs and served as recruiting coordinator.

**1986-89: (with Utah) 1989:** As the school's assistant QBs coach, he worked with NCAA record-setting QB Scott Mitchell, who went on to play 12 NFL seasons...Also served as Utah's recruiting coordinator and graduate assistant/QBs.


**1984-85: (with USC)** Launched his coaching career at his alma mater as a graduate assistant.

**COLLEGE:** Graduated from USC in 1983 and later received his master's degree in education from USC in 1986.

**PERSONAL:** Attended Redondo (Redondo Beach, CA) HS, where he was later hired as an assistant coach (1980-82) while attending USC...Lettered in football as a DB and wrestled all four years...Craig and his wife, Lisa, have a son, Ian (14).

## COACHING BACKGROUND

YEARS	COLLEGE/PRO TEAM	POSITION
1984-85	USC.....	Graduate Assistant
1986-89	Utah.....	QBs/Recruiting Coordinator/G.A.
1990-93	University of Cincinnati.....	QBs/WRs/Recruiting Coordinator
1994-95	Harvard.....	Quarterbacks/Wide Receivers
1996	Chicago Bears.....	Offensive Asst./Quality Control
1997-2000	Illinois.....	QBs/Recruiting Coordinator
2001-02	Utah.....	Offensive Coordinator/QBs
2003-07	Rutgers.....	Offensive Coordinator/QBs/RBs
2008-10	Baltimore Ravens.....	Offensive Assistant
2011	Baltimore Ravens.....	Offensive Assistant/Quarterbacks
2012-16	Baltimore Ravens.....	Senior Offensive Assistant
2017	Baltimore Ravens.....	Offensive Assistant/Quarterbacks
2018	Baltimore Ravens.....	Senior Offensive Assistant







# MATT WEISS

FOOTBALL STRATEGY COORDINATOR / WIDE RECEIVERS

COLLEGE: VANDERBILT

BORN: 3/1/83, CHESHIRE, CT

EXP. (NFL/RAVENS): 10/10

**MATT WEISS** is in his 10th season with the Ravens, including his third year as a member of the offensive coaching staff. Weiss assisted with the quarterbacks from 2016-17 and will work with the wide receivers in 2018. Prior to joining the offense, he coached on defense in a variety of roles, including cornerbacks coach, assistant linebackers coach and quality control. In addition to his offensive coaching responsibilities, in 2018 Weiss added the title of football strategy coordinator. In that role, he is responsible for leading the analytics department of the coaching staff, advising head coach John Harbaugh on game management and scripting the team's situational football practice periods.

**ADDITIONAL COACHING HIGHLIGHTS:** From 2009 (when Weiss began assisting with game management duties) to 2017, the Ravens produced the NFL's most successful coach challenges with 38 (league average was 24)...With Weiss' assistance, in 2017, the Ravens ranked first in the NFL in end-of-half-scoring differential (+40 points) and were fourth in EOH scoring differential in 2016 (+27 points)...In the last six seasons, Baltimore has twice used an intentional safety to win a game, including the team's Super Bowl XLVII victory.

**2009-17: (with Baltimore) 2017:** Baltimore finished the year ranking ninth overall in points per game (24.7), the third-highest mark in franchise history. **2016:** Transitioned to the offensive side of the ball for the first time and worked with then-QBs coach Marty Mornhinweg and the quarterbacks... QB Joe Flacco set a franchise record and career high in passing yards (4,317), completions (436) and completion percentage (64.9). **2015:** Promoted to cornerbacks coach and helped lead the NFL's eighth-ranked defense (337.4 ypg)...The Ravens' pass defense improved from 23rd the prior year to 10th overall (233.6 ypg)...CB Jimmy Smith recorded a career-high 3 INTs (including one returned for TD). **2014:** Promoted to assistant LBs coach and helped OLB Elvis Dumervil set a franchise sack record (17) and earn Pro Bowl honors...OLBs Terrell Suggs and Dumervil combined to produce the NFL's top sack tandem (29)...LB C.J. Mosley also became the first rookie in team history to earn Pro Bowl honors. **2013:** Suggs (10) combined with Dumervil (9.5) to produce 19.5 sacks, and ILB Daryl Smith was one of just three NFL defenders

to post at least 100 tackles, 5 sacks and 3 INTs...Smith's 19 PD set a team record by a LB, breaking Ray Lewis' mark of 13 in 2003...The Ravens ranked third in third-down defense (33.5%). **2012:** Responsible for breaking down opponents' tendencies, self-scouting and assisting in the secondary... Also responsible for advising John Harbaugh on game management...Ravens won Super Bowl XLVII, defeating the 49ers, 34-31, and sealing the game with an intentional safety. **2011:** Among other duties as the head coach's assistant, Weiss broke down opponent tendencies, created opponent scouting reports and assisted with the secondary...The Ravens allowed the NFL's fewest passing TDs with 11 (Jets were second at 15)...Defense allowed the third-fewest points (16.6 ppg) in the NFL for the fourth-straight season, tying an NFL record of being in the Top 3 for consecutive years. **2010:** Among other responsibilities as the head coach's assistant, handled defensive quality control duties and worked with the LBs in practice and meetings...The Ravens allowed the NFL's third-fewest points (16.9 ppg) for the third-consecutive season...Lewis (12th) and Suggs (fourth) earned a trip to the Pro Bowl. **2009:** Joined the Ravens' coaching staff as head coach's assistant and assisted then-secondary coach Chuck Pagano with the DBs...Defense ranked No. 3 overall (300.5 ypg)...S Ed Reed earned his sixth Pro Bowl berth.

**2005-08: (with Stanford)** Earned a master's degree in liberal arts from Stanford while also serving as a graduate assistant under then-Cardinal head coach Jim Harbaugh...Worked with the defense and special teams.

**COLLEGE:** Played at Vanderbilt (2001-04), where he earned a degree in economics...Weiss also earned a master's degree in liberal arts from Stanford (2008).

**PERSONAL:** While an assistant football coach at Smyrna (TN) HS from 2003-04, Weiss established a tutoring program to help student-athletes achieve NCAA eligibility...Played baseball and football at Hopkins School (New Haven, CT), and as QB, led the football team to its first-ever 12-0 record and New England Prep School Class C Championship his senior year...Matt and his wife, Melissa, have a son, Bowen, and two daughters, Zuzana and Noema.

## COACHING BACKGROUND

YEARS	COLLEGE/PRO TEAM	POSITION
2005-07	Stanford	Graduate Assistant
2008	Stanford	Defensive & Special Teams Assistant
2009-11	Baltimore Ravens	Head Coach's Assistant
2012-13	Baltimore Ravens	Defensive Quality Control
2014	Baltimore Ravens	Defensive Quality Control/Linebackers Asst.
2015	Baltimore Ravens	Cornerbacks
2016-17	Baltimore Ravens	Offensive Assistant
2018	Baltimore Ravens	Football Strategy Coordinator/WRs





# DREW WILKINS

ASSISTANT DEFENSIVE LINE COACH / OLBs

COLLEGE: MARYLAND

BORN: 8/20/87, DOYLESTOWN, PA

EXP. (NFL/RAVENS): 9/9

**DREW WILKINS**, who originally joined the Ravens in 2010, was promoted to assistant defensive line/OLBs coach in 2018. In 2017, he worked with a defensive unit that led the league in both takeaways (34) and INTs (22). Wilkins also helped mentor OLB Matthew Judon, who had a breakout season by leading the team in tackles for loss (17) and ranking second in sacks (8). In 2016, Wilkins worked with a defense that ranked fifth against the run (89.4 ypg) and finished seventh overall (322.1 ypg). Wilkins, who spent three seasons (2014-16) as a defensive assistant, was responsible for weekly production of the defensive playbook, scouting reports, film breakdown and assisting with the development of the defensive line in practice. He worked closely with former Ravens OLB Elvis Dumervil, who posted 35.5 sacks in his four years in Baltimore, including a franchise-record 17 sacks in 2014. Prior to joining the Ravens, Wilkins worked as a student assistant while attending the University of Maryland.

**2010-17: (with Baltimore) 2017:** Helped coach a defensive unit that allowed the sixth-fewest points per game (18.9) and led the league in both takeaways (34) and INTs (22)...OLB Terrell Suggs earned his seventh Pro Bowl honor and led the team with 11 sacks. **2016:** Assisted defensive line coach Joe Cullen, helping the Ravens boast the NFL's No. 5 rushing defense...Helped mentor DT Timmy Jernigan, who had the best year of his career, posting the third-most sacks (5) of any AFC DT...Ravens' defense finished seventh overall (322.1 ypg) and forced the NFL's fourth-most turnovers (28, tied, Ari. & SD). **2015:** Worked alongside the late Clarence Brooks, helping guide the Ravens' defensive line unit...Defense ranked No. 8 overall (337.4 ypg), posting the NFL's No. 2 overall unit (291.1 ypg) and No. 1 pass defense (183.3 ypg) over the season's final eight games. **2014:** Worked primarily with the Ravens' defensive line and outside linebackers... Baltimore ranked No. 2 in red zone defense (42.6%) and ranked fourth in the NFL in rush defense (88.3 ypg)...OLB Elvis Dumervil (a franchise-record 17) and OLB Terrell Suggs (12) combined to produce the most sacks (29) among NFL duos.

**ALL-AROUND DEFENDER**

In 2017, only three NFL defenders, including Ravens second-year OLB Matthew Judon, posted at least 55 tackles, 15 TFLs, 5 sacks, 2 forced fumbles and 1 fumble recovery.

**NFL DEFENDERS / 2017 SEASON**  
(w/ at least 55 Tackles, 15 TFL, 5 Sacks, 2FFs & 1 FR)

Defender	Tackles	TFL	Sacks	FFs	FRs
Jadeveon Clowney (Hou.)	59	21	9.5	2	2
<b>Matthew Judon (Bal.)</b>	<b>58</b>	<b>17</b>	<b>8.0</b>	<b>2</b>	<b>1</b>
Von Miller (Den.)	57	17	10.0	2	1

**2013:** As a coaching staff assistant, worked with a unit that helped anchor the league's 11th-ranked rushing defense (105.4 ypg) and allowed the NFL's fifth-fewest rushing TDs (7)...NT Haloti Ngata earned his fifth-straight Pro Bowl nod.

**2012:** Worked as the Ravens' football video coordinator... Assisted coaching with self-scouting, opponent tendencies and video cutups en route to the Ravens' Super Bowl XLVII title. **2010-11:** Began his career with the Ravens as a football video operations intern from 2010-11.

**COLLEGE:** Graduated from Maryland in 2010 with a double major in finance and supply chain management...While attending Maryland, worked as a student assistant under former Maryland head coach Ralph Friedgen and current Penn State head coach James Franklin...The Terps earned three bowl bids in Wilkins' four years working with the team.

**PERSONAL:** Attended La Salle College (Glenside, PA) HS, where he graduated in 2006 and earned All-Catholic League honors as a senior TE...Married his wife, Nurit, in July 2016, and the two recently welcomed their first child, Benjamin Clarence, in June...Their son's middle name is a nod to late Ravens D-line coach Clarence Brooks, who was instrumental in the early stages of Drew's NFL coaching career...Was selected to the East-West Shrine Game coaching staff in 2017 and 2018 for displaying extraordinary teaching and communication skills in the coaching profession.

*"Drew has played an important role in my development as a player. He also has a good feel for the game and a great football IQ, so he is beneficial to the young guys in our meeting room."*

– Pro Bowl OLB Terrell Suggs



## COACHING BACKGROUND

YEARS	COLLEGE/PRO TEAM	POSITION
2006-09	Maryland	Student Assistant
2010-11	Baltimore Ravens	Football Video Operations Intern
2012	Baltimore Ravens	Football Video Coordinator
2013	Baltimore Ravens	Coaching Staff Assistant
2014-16	Baltimore Ravens	Defensive Assistant
2017	Baltimore Ravens	Assistant Defensive Line Coach
2018	Baltimore Ravens	Assistant Defensive Line Coach/OLBs





# STEVE SAUNDERS

HEAD STRENGTH & CONDITIONING COACH

COLLEGE: MILLERSVILLE

BORN: 3/23/70, MYERSTOWN, PA

EXP. (NFL/RAVENS): 3/3

**STEVE SAUNDERS** is in his third year with the Ravens. In his current role as the head strength & conditioning coach, Saunders oversees the team's performance department and strength and conditioning programs. In 2017, Saunders served as the director of performance, and originally joined the organization in 2016 as the Ravens' director of performance and recovery. Saunders guides all sports science, speed, strength training and recovery initiatives, working closely with the team's athletic training department. His focus includes player injury prevention, recovery and energy system training in an effort to maximize performance. Under Saunders' guidance the past two seasons, Ravens players have experienced a continued decrease in the number of nuisance injuries and increased performance benefits from the newly-configured speed program. Saunders founded Power Train Sports Institute in 1999, and prior to joining the Ravens, grew Power Train from a single unit to a 200-employee operation in 28 locations nationwide. Best known for his work with longtime Steelers LB James Harrison, who was the 2008 NFL Defensive Player of the Year, Saunders has personally trained hundreds of NFL, NHL and MLB athletes. For over a decade, Saunders directed one of the nation's top NFL Combine training programs, while preparing first-round selections in football, baseball and hockey.

**2016-17: (with Baltimore) 2017:** Implemented a new strength regimen and created the team's most productive offseason program with 99 percent of players in attendance. In the past two seasons, Ravens players experienced a continued decrease in nuisance injuries and increased performance benefits from the newly-configured speed program. **2016:** Named the Ravens' director of performance and recovery.

**1999-2017: (with Power Train Sports Institute)** Founded (1999) and built Power Train into one of the world's leading providers of best-in-class sports performance training... Professional athletes benefit from Saunders' proprietary energy training system based on speed and conditioning programs, strength and rehabilitation.

**2013-14: (with Team Lokomotiv)** Hosted and trained the three-time Russian Superleague champion Lokomotiv Yaroslavl, currently of the Kontinental Hockey League.

**2012:** Named to the Under Armour Training Council, a collection of the world's highest-caliber strength and conditioning professionals.

**2011:** Guided more than 90 NFL athletes through rehabilitation, training, speed, strength and conditioning programs during the 2011 NFL lockout.

**2005-09:** Independently contracted by more than 20 Steelers players for advanced strength and speed training, rehab and recovery during the 2005-09 seasons, assisting the team to two Super Bowl titles (2005 and 2008).

**COLLEGE:** Graduated from Millersville (Lancaster, PA) University, where he was a captain and four-year starter at DT...Earned multiple All-ECAC and All-PSAC honors.

**PERSONAL:** Born and raised in Myerstown, PA...Attended Eastern Lebanon County (Myerstown, PA) HS, where he was a standout in football, basketball and baseball...Saunders and his wife, Emily, have five children: two daughters (Lily and Morgan) and three sons (Logan, Stone and Major).

*"A lot of credit for the way I played and how my body held up [the past couple of seasons] goes to Steve – the time and energy he spent with me, and the program he gave me for my specific body type."*  
– S Eric Weddle



# JUNEY BARNETT

ASSISTANT STRENGTH & CONDITIONING COACH

COLLEGE: BLOOMSBURG

BORN: 1/11/79, PHILADELPHIA, PA

EXP. (NFL/RAVENS): 16/10

Juney Barnett is in his 16th NFL season and 10th with the Ravens' performance department. As the team's assistant strength and conditioning coach, Barnett works closely with head strength and conditioning coach Steve Saunders to oversee a program that prepares players for the rigors of each NFL season. Barnett, who spent six seasons as the Minnesota Vikings' assistant strength and conditioning

coach, has also worked at the collegiate level, plus two seasons with the Rhein Fire of NFL Europe. Barnett attended Bloomsburg (PA), where he played football as a defensive back. He spent three years during high school in Panama while his father was in the Air Force, playing football and basketball for Balboa (Panama) High School.



## 2018 COACHING STAFF



### **RANDY BROWN**

#### **SPECIALISTS COACH**

COLLEGE: CATAWBA

BORN: 7/30/67, MARLTON, NJ

EXP. (NFL/RAVENS): 16/11

Randy Brown works directly with the team's kicking group – K Justin Tucker, P Sam Koch (holder) and LS Morgan Cox – and has coached five Pro Bowlers in Baltimore: Koch (2015), Cox (2015 & 2016), Tucker (2013 & 2016), K Billy Cundiff (2010) and K Matt Stover (last kicked for the Ravens in 2008 but earned All-Star honors in 2000 prior to Brown's Baltimore arrival). Under Brown's guidance, Tucker ranks as the most accurate kicker in NFL history (202-of-224, 90.2%), and Koch holds Ravens franchise records in punts (946), punt yards (42,754), punts inside the 20 (357), gross (45.2) and net (39.5) averages. Brown originally joined the Ravens in John Harbaugh's first year (2008) and has spent time with the Eagles (2004-05) and Bears (1998-2000). He and his wife, Trisha, have two daughters, Ryan (12) and Mackenzie (10), and a son, Tyler (27).



### **SCOTT COHEN**

#### **SENIOR OPPONENT ANALYST**

COLLEGE: DICKINSON

BORN: 1/28/69, PHILADELPHIA, PA

EXP. (NFL/RAVENS): 27/4

Scott Cohen is in his 27th NFL season – and third with Baltimore's coaching staff – after spending 23 years in player personnel. Cohen was named coaching assistant/opponent analysis following a 2015 campaign in which he served as a Ravens' coaching consultant. In his current role as senior opponent analyst, Cohen provides weekly reports to the coaching staff for opponent preparation, in addition to self-scouting, opponent-related research projects and top team/NFL trends. Prior to his Baltimore arrival, Cohen served as the Buccaneers' senior personnel advisor (2013-14), Jets' assistant general manager (2008-12), Eagles' director of pro personnel (2001-07) and Jaguars' assistant director of pro scouting (1999-2000). Cohen and his wife Linda, have two children, Hannah and Andrew.



### **MEGAN McLAUGHLIN**

#### **FOOTBALL INFORMATION MANAGER**

COLLEGE: ST. MARY'S COLLEGE

BORN: 4/28/76, DESTREHAN, LA

EXP. (NFL/RAVENS): 17/14

In her 14th year with the Ravens, Megan McLaughlin supports the coaching staff in all its daily operations. She manages updates for the players' iPad playbooks, making sure they have the latest information, including daily schedules and gameplans from the coaches. McLaughlin previously served as the administrative assistant to player personnel for the Saints (1999-2001), and she was also an office manager for the University of Florida football team (2002-04). McLaughlin was a student manager for football and women's lacrosse at Notre Dame (1995-1998). She earned a bachelor's degree from St. Mary's College in Notre Dame, IN.



### **DAN PARSONS**

#### **ASSISTANT TO THE HEAD COACH**

COLLEGE: OHIO

BORN: 11/24/84, PORTLAND, ME

EXP. (NFL/RAVENS): 8/8

Dan Parsons assists head coach John Harbaugh in all areas, including day-to-day operations, office management and administration. After earning his master's degree in coaching education from Ohio University, Parsons spent two years as the Ravens' operations intern before joining the coaching staff in 2012. He earned a second master's (sports administration) from Fairleigh Dickinson in 2013.




# 2018 COACHING STAFF

## ANALYTICS DEPARTMENT




**EUGENE SHEN**  
Senior Football Analyst  
Joined Ravens: 2014




**DANIEL STERN**  
Football Analyst  
Joined Ravens: 2016

## SUPPORT STAFF



**BRIAN DUKER**  
Coaching Analyst  
Joined Ravens: 2018



**JESSE MINTER**  
Coaching Analyst  
Joined Ravens: 2017



**T.J. WEIST**  
Coaching Analyst  
Joined Ravens: 2018


## PERFORMANCE DEPARTMENT



**BRIAN ELLIS**  
Staff Asst. - Performance  
Joined Ravens: 2017



**SAM ROSENGARTEN**  
Analytics Asst. - Performance  
Joined Ravens: 2017




**RON SHRIFT**  
Staff Asst. - Performance  
Joined Ravens: 2017



**TRAVIS SWITZER**  
Staff Asst. - Performance  
Joined Ravens: 2017

# ALL-TIME RAVENS COACHES

NAME	LAST POSITION HELD	NAME	LAST POSITION HELD
ROY ANDERSON	Defensive Asst./Secondary, 2009-11	TED MONACHINO	Linebackers, 2010-15
RICHARD ANGULO	Assistant Offensive Line, 2015-18	WILBERT MONTGOMERY	Running Backs, 2008-13
MARK ASANOVICH	Asst. Strength & Conditioning, 2002	MARTY MORNHINWEG	Offensive Coordinator, 2015-18
TERYL AUSTIN	Secondary, 2011-13	CHIP MORTON	Asst. Strength & Conditioning, 1999-2001
JUNEY BARNETT	Strength & Conditioning, 2012-18	TONY NATHAN	Running Backs, 2006-07
MAXIE BAUGHAN	Linebackers, 1996-98	RICK NEUHEISEL	Offensive Coord./Quarterbacks, 2005-07
BRIAN BILLICK	Head Coach, 1999-2007	MIKE NOLAN	Defensive Coordinator, 2001-04
ANDY BISCHOFF	Offensive Assistant/TEs, 2015-18	SCOTT O'BRIEN	Special Teams, 1996-98
CLARENCE BROOKS	Senior Defensive Assistant, 2006-16	CHUCK PAGANO	Defensive Coordinator, 2008-11
JASON BROOKS	Offensive Quality Control, 2009-12	BRIAN PARIANI	Tight Ends, 2014
RANDY BROWN	Specialists Coach, 2008-18	DEAN PEES	Defensive Coordinator, 2010-17
JACOB BURNEY	Defensive Line, 1996-98	MIKE PETTINE	Outside Linebackers, 2002-08
JIM CALDWELL	Offensive Coordinator, 2012-13	RUSS PURNELL	Special Teams, 1999-2001
CAM CAMERON	Offensive Coordinator, 2008-12	ALVIN REYNOLDS	Defensive Backs, 1996-98
MARK CARRIER	Secondary, 2006-09	PAUL RICCI	Asst. Strength & Conditioning, 2002-07
JUAN CASTILLO	Offensive Line, 2012-16	BOB ROGUCKI	Dir. of Strength & Conditioning, 2008-16
MATT CAVANAUGH	Offensive Coordinator, 1999-2004	GREG ROMAN	Asst. Head Coach/TEs, 2006-07, 2017-18
JIM COLLETO	Offensive Line, 1999-2004	JERRY ROSBURG	Sp. Teams Coord./Assoc. Head Coach, 2008-18
JOE CULLEN	Defensive Line, 2016-18	REX RYAN	Asst. Head Coach/Def. Coord., 1999-2008
JOE D'ALESSANDRIS	Offensive Line, 2017-18	AL SAUNDERS	Senior Offensive Assistant, 2009-10
BILLY DeLORBE	Cross Training Specialist, 2014	STEVE SAUNDERS	Head Strength & Conditioning, 2016-18
JACK DEL RIO	Linebackers, 1999-2001	JIM SCHWARTZ	Quality Control/Defense, 1996-98
RICK DENNISON	Quarterbacks, 2014	JOHN SETTLE	Quality Control/Special Teams, 1996-97
JOHN DUNN	Asst. Strength & Conditioning, 2008-11	STEVE SHAFER	Asst. Head Coach/Secondary, 1999-2001
LESTER ERB	Quality Control/Offense, 1997-98	DAVID SHAW	Wide Receivers, 2002-05
BOBBY ENGRAM	Wide Receivers, 2014-18	MIKE SHEPPARD	Wide Receivers, 1996
VIC FANGIO	Linebackers, 2006-09	DARRIN SIMMONS	Quality Control/Special Teams, 1998
JIM FASSEL	Offensive Coordinator, 2004-06	JERRY SIMMONS	Strength and Conditioning, 1996-98
JOHN FASSEL	Special Teams Assistant, 2005-07	MATT SIMON	Running Backs, 1999-2005
KIRK FERENTZ	Asst. Head Coach/Offense, 1996-98	MIKE SINGLETARY	Inside Linebackers, 2003-04
JEDD FISCH	Asst. Quarterbacks Coach, 2004-07	MIKE SMITH	Linebackers, 1999-2002
JEFF FITZGERALD	Linebackers, 2004-07	STEVE SPAGNUOLO	Secondary/Asst. Head Coach, 2013-14
CHRIS FOERSTER	Offensive Line/Asst. Head Coach, 2005-07	DON STROCK	Quarterbacks, 1996-98
LESLIE FRAZIER	Secondary, 2016	BENNIE THOMPSON	Assistant Special Teams, 2000-05
JEFF FRIDAY	Strength and Conditioning, 1999-2007	DENNIS THURMAN	Secondary, 2002-07
FRANK GANSZ JR.	Special Teams Coordinator, 2006-07	MARC TRESTMAN	Offensive Coordinator, 2015-16
THOMAS HAMMOCK	Running Backs, 2014-18	JAMES URBAN	Quarterbacks, 2018
JAY HARBAUGH	Offensive Quality Control, 2013-14	CRAIG VER STEEG	Sr. Offensive Assistant, 2008-18
JOHN HARBAUGH	Head Coach, 2008-18	TODD WASHINGTON	Assistant Offensive Line, 2011-16
WADE HARMAN	Tight Ends, 1999-2013	MATT WEISS	Football Strategy Coord./WRs, 2009-18
DONNIE HENDERSON	Secondary, 1999-2003	KEN WHISENHUNT	Tight Ends, 1997-98
CHRIS HEWITT	Secondary, 2012-18	DREW WILKINS	Assistant Defensive Line/OLBs, 2014-18
PAT HILL	Tight Ends, 1996	PHIL ZACHARIAS	Defensive Assistant, 2002-04
CHRIS HORTON	Assistant Special Teams, 2016-18	GARY ZAUNER	Special Teams Coordinator, 2002-05
JIM HOSTLER	Wide Receivers, 2008-13	JIM ZORN	Quarterbacks, 2010
HUE JACKSON	Quarterbacks, 2008-09		
MILT JACKSON	Wide Receivers, 1999-2000		
MIKE JOHNSON	Wide Receivers, 2006-07		
GARY KUBIAK	Offensive Coordinator, 2014		
AL LAVAN	Running Backs, 1996-98		
MARVIN LEWIS	Defensive Coordinator, 1996-2001		
STERLING LUCAS	Quality Control - Defense, 2018		
JOHNNIE LYNN	Secondary, 2004-05		
MARWAN MAALOUF	Asst. Special Teams, 2008-11		
MIKE MACDONALD	Linebackers, 2015-18		
ERIC MANGINI	Quality Control/Offense, 1996		
RICHARD MANN	Wide Receivers, 1997-98		
TED MARCHIBRODA	Head Coach, 1996-98		
DON "WINK" MARTINDALE	Defensive Coordinator, 2012-18		
JOHN MATSKO	Offensive Line, 2008-10		
GREG MATTISON	Defensive Coordinator, 2008-10		
ANDY MOELLER	Offensive Line, 2008-13		



## RAVENS COACHING TREE

### 2018 NFL & NCAA HEAD COACHES WHO SPENT TIME IN RAVENS ORGANIZATION

Head Coach (Team)	Last Position Held w/ Ravens (Years)
Kirk Ferentz (Iowa)	Asst. Head Coach/Offense (1996-98)
Hue Jackson (Browns)	Quarterbacks (2008-09)
Marvin Lewis (Bengals)	Defensive Coordinator (1996-2001)
David Shaw (Stanford)	Wide Receivers (2002-05)

• Other former Ravens assistants who became head coaches include Jim Caldwell (Lions), Jack Del Rio (Raiders), Pat Hill (Fresno State), Gary Kubiak (Broncos), Eric Mangini (NY Jets/Browns), Rick Neuheisel (UCLA), Mike Nolan (49ers), Chuck Pagano (Colts), Mike Pettine (Browns), Rex Ryan (Jets/Bills), Jim Schwartz (Lions), Mike Singletary (49ers), Mike Smith (Falcons) and Ken Whisenhunt (Cardinals/Titans).





# ERIC DeCOSTA

ASSISTANT GENERAL MANAGER

COLLEGE: COLBY

BORN: 4/10/71, TAUNTON, MA

EXP. (NFL/RAVENS): 23/23

**ERIC DeCOSTA** has been a part of the organization since the franchise's start in 1996. DeCosta, who has rebuffed interest to run football operations from other NFL teams over the last few years, will become Baltimore's general manager following the 2018 season. He is a graduate of the Ravens' "20/20 Club," which includes members of the personnel staff who started with the team as young assistants and grew into evaluators with more input. Starting with an entry-level position, he moved up the personnel ranks, first as an area scout, then as director of college scouting (2003-08) and director of player personnel (2009-11) before his most recent promotion to assistant general manager (2012). DeCosta assists GM Ozzie Newsome in overseeing both the college scouting and pro personnel departments. The Taunton, MA, native was honored in 2005 by *The Sporting News* as one of the top young stars in sports and was selected to both the 2008 *Baltimore Business Journal* and *Baltimore Magazine* "40 Under 40" group. He also served on the eight-member committee to interview and select Ravens head coach John Harbaugh in 2008.

During DeCosta's tenure as scouting director, the Ravens drafted Pro Bowlers OLB Terrell Suggs ('03), DT Haloti Ngata ('06), P Sam Koch ('06), G Ben Grubbs ('07), FB Le'Ron McClain ('07), G Marshal Yanda ('07) and RB Ray Rice ('08) and a number of other key contributors, including OLB Jarret Johnson ('03) and Super Bowl XLVII MVP QB Joe Flacco ('08).

**1996-2018: (with Baltimore) 2018:** TE Hayden Hurst and QB Lamar Jackson were selected in the first round...WRs John Brown, Michael Crabtree and Willie Snead IV signed as free agents. **2017:** In the first round, selected Alabama CB Marlon Humphrey, who played in all 16 games (five starts) as a rookie...Ravens signed CB Brandon Carr and S Tony Jefferson to bolster the defense in free agency. **2016:** Draft picks T Ronnie Stanley (No. 6 overall), G/T Alex Lewis (fourth round), CB Tavon Young (fourth) and RB Kenneth Dixon (fourth) all earned significant playing time as rookies... Ravens also signed key free agents WR Mike Wallace and S Eric Weddle, who earned his fourth Pro Bowl in his first

year as a Raven (earned his fifth in '17). **2015:** WR Breshad Perriman (first) and TE Maxx Williams (second) were tabbed early in the draft...Also drafted DT Carl Davis (third), OLB Za'Darius Smith (fourth) and RB Javorius Allen (fourth), all of whom have made important contributions to the squad. **2014:** Ravens signed five-time Pro Bowl WR Steve Smith Sr. and RB Justin Forsett, who earned his first Pro Bowl, finishing fifth in the league with a career-best 1,266 rushing yards...Also drafted LB C.J. Mosley, who became the team's first-ever rookie Pro Bowler. **2013:** Ravens signed Pro Bowl OLB Elvis Dumervil, DE Chris Canty and LB Daryl Smith as key free agents...Smith led the Ravens in tackles (123), and Dumervil was second with 9.5 sacks. **2012:** Promoted to assistant general manager following the NFL Draft...Strong moves both in free agency and the draft helped Baltimore win Super Bowl XLVII...Free agent WR/RS Jacoby Jones, who earned his first Pro Bowl, rookie free agent K Justin Tucker, and draft picks OLB Courtney Upshaw (second round), G Kelechi Osemele (second round) and RB Bernard Pierce (third round) each made significant contributions en route to the title...Tucker, a two-time Pro Bowler, is the NFL's most accurate kicker (90.2%) historically, entering 2018. **2011:** Baltimore signed key free agents FB Vonta Leach, who earned two Pro Bowls with the Ravens (2011-12), and S Bernard Pollard, who started 26 games in two seasons (2011-12)...Team selected CB Jimmy Smith (Colorado) in the first round and standout WR Torrey Smith (Maryland) in the second round. **2010:** Ravens traded for Pro Bowl WR Anquan Boldin, added quality veteran free agent DE Cory Redding and strengthened team depth, including TEs Ed Dickson (third round) and Dennis Pitta (fourth round) through the draft. **2009:** Promoted to director of player personnel, following six successful seasons as scouting director...Ravens drafted All-Rookie team honoree T Michael Oher (first round) and picked up CB Lardarius Webb (Nicholls State) in the third

*"Eric has learned from Ozzie. He is a great leader of the scouts. It is Ozzie's department, but most of the interaction with all the scouts is with Eric. I have seen the way he goes about the business. I have seen the way he has embraced technology and analytics, and I like working with him. [His readiness is] pretty evident by the fact that we are getting called every single year, [with teams asking to] try and get him. There are people who are running other franchises that got those jobs, because Eric would not take them."*

– Steve Bisciotti on his confidence in Eric DeCosta



Ravens owner Steve Bisciotti (left) announced in February that Eric DeCosta will take over as the team's general manager following the 2018 season.

# ERIC DeCOSTA

round...Also signed free agent K Billy Cundiff, who earned his first Pro Bowl in 2010. **2008:** Instrumental in selecting Delaware QB Joe Flacco (18th overall), the Super Bowl XLVII MVP, and Rutgers RB Ray Rice, a three-time Pro Bowler. **2007:** Ravens drafted 2011 Pro Bowl G Ben Grubbs, the team's first-round pick (29th overall), and six-time Pro Bowl G Marshal Yanda (Iowa) in the third round. **2006:** Drafted All-Rookie Team standouts DT Haloti Ngata (12th overall), a five-time Pro Bowler, and S Dawan Landry (fifth round)... Baltimore also selected Pro Bowl P Sam Koch (sixth round) out of Nebraska. **2005:** Selected All-Rookie Team honoree WR Mark Clayton (22nd overall) from Oklahoma, who had a record-breaking first year in Baltimore, and UNC C/G Jason Brown (fourth round). **2003:** Was named director of college scouting...Drafted 2011 NFL Defensive Player of the Year and 2003 Defensive Rookie of the Year OLB Terrell Suggs, a seven-time Pro Bowler. **1998-2002:** Was the Ravens' Midwest area scout...Spent time researching and analyzing draft-day trades and helped evaluate free agent prospects for the pro personnel department...Worked with both the college and pro scouting staffs on the draft and free agency. **1998:** Was promoted to area scout after spending time in the fall of 1997 scouting the Midwest.

**1995: (with Washington)** First NFL experience was a training camp internship in the Redskins' player personnel department.

**1993-95: (with Trinity College)** In a graduate fellowship, Eric coached the defensive line and linebackers while earning his master's degree in English. **1993:** Was an intern coach for Trinity's wide receivers.

**COLLEGE:** Earned degrees in English and the classics from Colby, receiving dean's list honors (1990-92)...Was

a three-year football letterman and captain at LB...As a senior, he was selected as the Millett Award recipient for outstanding athletic contributions over his four years...In 2017, received the Carl Nelson Sports Achievement award, an alumni award that recognizes significant achievement in the athletic world...Was asked by Colby to be one of the school's Overseers.

**PERSONAL:** Attended Taunton (MA) HS, where he played FB and LB, earned three varsity letters, and as a senior, was voted team captain...Is active with a number of charities, including the Sports Boosters of Maryland and the Boys and Girls Club...Has assisted with countless fundraisers and other charitable events for those organizations...DeCosta has spent six years serving as a board member for the Maryland SPCA...In addition to other board responsibilities, Eric was a celebrity judge at the charity's largest annual fundraiser, the March for the Animals, which raises over \$350,000 each year to help support the Maryland SPCA's mission to improve the lives of pets and people in the community...Also has served on the Board of Trustees for the Irvine Nature Center, a nonprofit environmental educational center in Owings Mills, MD... From 2010-13, Eric reviewed scholarship applications and interviewed high school candidates for the Ravens Scholars program...The initiative, which was created in 2010, awards a \$5,000 renewable scholarship (up to \$20,000 per scholar) to five local high school students each year...Eric and his wife, Lacie, are actively involved with The Family Tree, a nonprofit organization in Maryland dedicated to preventing child abuse and providing families with solutions...Eric, Lacie, their daughter, Jane Elizabeth (15), and two sons, Michael Litz (11) and Jackson James (7), reside in Owings Mills.



## SUCCESS ACROSS THE BOARD

Since the team's first year (1996) in Baltimore, the Ravens organization has been praised for its success selecting players throughout the draft. Hall of Famer Jonathan Ogden was tabbed with the franchise's first-ever draft pick, followed closely by Hall of Famer Ray Lewis, who was the second first-round pick in 1996. The team has also found gems in lower rounds, like Marshal Yanda (third round), Jarret Johnson (fourth), Rick Wagner (fifth), Sam Koch (sixth) and Adalious Thomas (sixth), and has excelled with the signings of rookie free agents who became starters and made key contributions.

### Round Player (Year)

<b>1</b>	Jonathan Ogden ('96), Ray Lewis ('96), Peter Boulware ('97), Chris McAlister ('99), Todd Heap ('01), Ed Reed ('02), Terrell Suggs ('03), Haloti Ngata ('06), Joe Flacco ('08), Jimmy Smith ('11), C.J. Mosley ('14), Ronnie Stanley ('16) & Marlon Humphrey ('17)
<b>2</b>	Jamie Sharper ('97), Ray Rice ('08), Torrey Smith ('11), Courtney Upshaw ('12), Kelechi Osemele ('12) & Timmy Jernigan ('14)
<b>3</b>	Casey Rabach ('01), Marshal Yanda ('07), Lardarius Webb ('09), Brandon Williams ('13) & Crockett Gillmore ('14)
<b>4</b>	Edwin Mulitalo ('99), Jarret Johnson ('03), Le'Ron McClain ('07), Dennis Pitta ('10), Kyle Juszczyk ('13), Willie Henry ('16), Alex Lewis ('16) & Tavon Young ('16)
<b>5</b>	Jermaine Lewis ('96), Dawan Landry ('06), Arthur Jones ('10), Pernell McPhee ('11), Rick Wagner ('13) & Matthew Judon ('16)
<b>6</b>	Adalious Thomas ('00), Chester Taylor ('02), Sam Koch ('06), Haruki Nakamura ('08), Maurice Canady ('16) & Chuck Clark ('17)
<b>7</b>	DeAngelo Tyson ('12) & Michael Campanaro ('14)
<b>RFA</b>	Mike Flynn ('97), Priest Holmes ('97), Will Demps ('02), Bart Scott ('02), Ma'ake Kemoeatu ('02), Jameel McClain ('08), Dannell Ellerbe ('09), Albert McClellan ('10), Justin Tucker ('12), James Hurst ('14), Patrick Onwuasor ('16), Michael Pierce ('16) & Matt Skura ('16)

**Draft Quick Hit:** The Ravens are one of just a few teams that do not belong to the National Football Scouting group, which provides reports to member teams of players who are eligible for the draft. "We make our own list, and that means we look at all players on a college roster," Eric DeCosta says. "We do a lot of cross-checking. A number of us in the department look at everyone, and then we have the area scouts look at certain players from other regions so we get multiple grades and opinions on all the players."





# PAT MORIARTY

SENIOR VICE PRESIDENT OF FOOTBALL ADMINISTRATION

COLLEGE: GEORGIA TECH

BORN: 5/19/55, CLEVELAND, OHIO

EXP. (NFL/RAVENS): 26/23 (1 PLAYING / 25 FRONT OFFICE)

**PAT MORIARTY**, the team's senior vice president of football administration, has been a key part of the franchise since 1994. A longtime member of the personnel staff, Moriarty was one of the NFL's original "capologists." He is responsible for the management and strategic planning of the Baltimore salary cap. He negotiates all of the Ravens' player contracts, oversees salary cap administration, roster management and the day-to-day operations of the player personnel department. Moriarty is the key liaison with the NFL Management Council and NFL Players Association. Over the course of 25 years, Moriarty has negotiated player contracts totaling over \$1 billion. He has negotiated contracts for 153 draft choices, as well as numerous free agents. He also analyzes draft-day trades during the NFL Draft each spring. Moriarty works closely with GM Ozzie Newsome in many areas, including helping to coordinate the budgets of the scouting, coaching, equipment, football video, training, and strength and conditioning departments. In 2008, Moriarty was part of an eight-member committee to select head coach John Harbaugh.

**1996-2018: (with Baltimore) 2018:** Signed all 12 draft picks and free agent WRs Michael Crabtree and John Brown, as well as restricted free agent WR Willie Snead. **2017:** Negotiated a multi-year contract extension for DT Brandon Williams and signed free agents CB Brandon Carr and S Tony Jefferson, both of whom started every game in '17. **2016:** Negotiated a multi-year contract extension for Super Bowl XLVII MVP Joe Flacco and signed free agents WR Mike Wallace, TE Benjamin Watson and S Eric Weddle, who has earned two trips to the Pro Bowl as a Raven. **2015:** Negotiated a contract extension for CB Jimmy Smith and P Sam Koch. **2013-14:** Re-signed a number of key Ravens free agents, including RB Justin Forsett, who earned his first Pro Bowl, and Pro Bowl WR Steve Smith Sr. to multi-year deals ('14)...Re-signed Flacco to a six-year contract and signed free agents DL Chris Canty and OLB Elvis Dumervil to multi-year deals ('13). **2010-12:** Extended the contracts of defensive starters S Bernard Pollard and CB Lardarius Webb ('12) and negotiated a long-term deal for Koch ('11)...Ravens traded for and then signed Pro Bowl WR Anquan Boldin ('10) and signed standout free agent DE Cory Redding. **2008-09:** In 2009, team re-signed LB Ray Lewis to finish his career in Baltimore and added quality free agent veterans, including six-time Pro Bowl C Matt Birk, K Billy Cundiff, CB Domonique Foxworth and CB/RS Chris Carr, to improve the roster...In 2008, Ravens signed Pro Bowl special teamer Brendon Ayanbadejo. **2005-07:** Ravens traded for QB Steve McNair in 2006, and in 2007, for RB Willis McGahee, who earned his first Pro Bowl with Baltimore...Moriarty also re-negotiated the contracts of two key Ravens defensive players: NT Kelly Gregg and Pro

Bowl S Ed Reed...Also re-signed OLB Jarret Johnson and Pro Bowl LB Bart Scott...In free agency, Moriarty negotiated the contracts for key additions DE Trevor Pryce, WR Derrick Mason and CB Samari Rolle...Named VP of football administration in '05. **1997-2004:** Re-negotiated the contracts of several other pivotal players, including Pro Bowlers TE Todd Heap, LB Ray Lewis and T Jonathan Ogden, allowing the team to remain competitive while staying within the confines of the salary cap. **1996:** When the franchise moved to Baltimore, Moriarty was named the organization's chief financial officer.

**1994-95: (with Cleveland)** Joined the Browns' front office in 1994 as the director of business operations.

**1982-93:** Was involved in commercial banking in the Cleveland area. **1988-93:** Worked for Key Bank in Cleveland in the corporate lending division.

**1980-81:** Spent NFL training camps with Browns and Dolphins.

**NFL PLAYER (1979):** Moriarty's NFL career began as a rookie free agent RB for the Cleveland Browns in 1979...Scored 2 TDs and also played on special teams.

**COLLEGE/PERSONAL:** Earned a bachelor's degree in industrial management from Georgia Tech, where he was a three-year starter at RB...Later earned his master's degree (1993) in business administration from John Carroll University...Earned All-State honors in both football and track at Benedictine (Cleveland, OH) HS and was inducted into the school's Athletic Hall of Fame in 2002...Brother, Tom, played five years in the NFL as a DB, four with Atlanta and one with Pittsburgh...Moriarty, who is on the NFL Management Council's Working Club Executive Committee for the 15th-straight year, is a graduate of the University of Baltimore School of Law...Has been a guest speaker at numerous events, including Loyola University, Univ. of Maryland Law School, Univ. of Maryland Business School and the Univ. of Baltimore School of Law, where he spoke on sports and entertainment law...Moriarty joined the Board of the Claire Marie Foundation, which provides clarity and hope in the fight against adolescent and young adult melanoma through awareness, education and prevention. He is also on the Board of Advisors for the Univ. of Baltimore School of Law...Has participated in the annual Ravens' event, A Purple Evening (football sessions for women), speaking on the NFL's salary cap...He and his wife, Lynn, are the parents of son, Kevin, owner and operator of Pure Water Maryland, who played midfield on the 2012 NCAA National Championship Loyola University lacrosse team, and daughters, Laura, a graduate of UNC-Wilmington, and Katherine, a medical staffing coordinator at Mary Kraft Staffing in Hunt Valley, MD.

*"Pat is an 'impact player' in our organization. He is thorough and sound, plus creative in the structure of contracts. He has a working knowledge of every team's salary cap structure and knows the ins and outs of working with the league office. His management of our cap helped us win our two Super Bowls (2000 and 2012)."* — General Manager & Executive Vice President Ozzie Newsome



# VINCENT NEWSOME

DIRECTOR OF PRO PERSONNEL

COLLEGE: WASHINGTON

BORN: 1/22/61, BRAINTREE, ENGLAND

EXP. (NFL/RAVENS): 36/23 (10 PLAYING / 26 SCOUTING)

**VINCENT NEWSOME** is in his 23rd season with the franchise and 10th as the director of pro personnel. Newsome oversees the team's pro scouting efforts, including evaluating NFL free agent talent, providing the coaching staff with advance scouting reports of upcoming opponents and conducting free agent workouts throughout the year. He works closely with GM Ozzie Newsome in analyzing NFL rosters, reviewing the waiver wire daily, and coordinating and evaluating each year's free agency market. Newsome also works with Sr. VP of football administration Pat Moriarty in providing background on players, specifically to assess their talent level and decide a salary cap value. In 2008, he served on the eight-member committee to interview and select Ravens head coach John Harbaugh. Newsome originally joined the franchise's personnel department in 1993, following a 10-year career as a safety in the NFL.

**1996-2018: (with Baltimore) 2018:** Ravens bolstered offense by signing three veteran WRs: John Brown, Michael Crabtree and Willie Snead IV. **2014-17:** Ravens signed key free agents CB Brandon Carr, S Tony Jefferson, WR Jeremy Maclin and RB Danny Woodhead ('17), WR Mike Wallace, TE Benjamin Watson and S Eric Weddle ('16) and RB Justin Forsett and WR Steve Smith Sr. ('14), adding valuable depth to the roster... Weddle (2016-17) and Forsett (2014) earned Pro Bowl honors as Ravens. **2013:** Was selected to attend the NFL's Career Development Symposium for upper management personnel at the Wharton School of Business in Philadelphia...Ravens bolstered roster following Super Bowl XLVII victory with Pro Bowl OLB Elvis Dumervil and DE Chris Canty. **2011-12:** Ravens acquired key free agents in WR/RS Jacoby Jones ('12), who earned his first Pro Bowl in 2012 and three-time Pro Bowl FB Vonta Leach and S Bernard Pollard in 2011. **2010:** Ravens traded for Pro Bowl WR Anquan Boldin, who provided solid leadership and was a key contributor in the team's Super Bowl XLVII victory. **2009:** Named the Ravens' director of pro personnel in January...Assisted in evaluating and acquiring free agents including C Matt Birk (six-time Pro Bowler). **2003-**

**08:** Was the team's assistant director of pro personnel for six years, handling advance scouting of Ravens opponents, as well as evaluating talent in the CFL...Newsome conducted free agent workouts during the regular season and assisted the college scouting staff by evaluating talent for the NFL Draft...Baltimore secured a number of key free agents, including three-time Pro Bowl special teamer Brendon Ayanbadejo. **2000-02:** Was the Ravens' western college supervisor, covering players from California to Wisconsin. **1996-99:** Became the Ravens' West area scout upon the team's move to Baltimore...Over the years, key acquisitions from Newsome's scouting area have had success and are recognized league-wide, including Hall of Famer T Jonathan Ogden and Pro Bowlers CB Chris McAlister, TE Todd Heap and OLB Terrell Suggs, the 2003 Defensive Rookie of the Year and 2011 NFL Defensive Player of the Year.

**1993-95: (with Cleveland)** Spent three years as a special assignment scout evaluating skill positions nationally... Joined the Browns' personnel department after retiring from the NFL after a 10-year playing career in the spring of 1993.

**NFL PLAYER (1983-92):** Was a standout safety for the Los Angeles Rams and Cleveland Browns...Finished his 10-year career with 763 tackles (526 solo), 4 sacks, 62 PD, 17 INTs, 7 FFs and 9 FRs...Led the Rams in tackles his last two seasons... Was honored by his Rams teammates in 1989 with the Ed Block Courage Award after missing 10 games with a neck injury...In 1985, was both the Rams' Special Teams Player of the Year and a *Sports Illustrated* All-Pro at safety...Was originally a fourth-round draft selection by the Rams in 1983.

**COLLEGE/PERSONAL:** Earned honorable mention All-America honors as a DB his senior year at Washington...Led the secondary with 69 tackles, recording 4 INTs...Was president of Alpha Phi Alpha fraternity and majored in psychology... Attended Vacaville (CA) HS, where he was a three-sport athlete (football, basketball and track)...Vincent and his wife, Tasha, have three daughters, Candace, Emerald and Victoria.

## SUPER BOWLS SINCE 2000

The Baltimore Ravens have won two Super Bowl titles during their first 22 seasons, capturing the Lombardi Trophy in 2000 and 2012. Baltimore is just one of four NFL franchises to win multiple World Championships since 2000.

### MOST SUPER BOWL TITLES SINCE 2000 SEASON



Titles	Team	Seasons
5	New England Patriots	2001, 2003, 2004, 2014, 2016
2	<b>Baltimore Ravens</b>	<b>2000, 2012</b>
2	New York Giants	2007, 2011
2	Pittsburgh Steelers	2005, 2008







# JOE HORTIZ

DIRECTOR OF COLLEGE SCOUTING

COLLEGE: AUBURN  
BORN: 11/8/75, PHILADELPHIA, PA  
EXP. (NFL/RAVENS): 21/21

**JOE HORTIZ** is in his 21st season with the Ravens and 10th as Baltimore's director of college scouting. Hortiz is responsible for all aspects of the college process, coordinating the schedules and cross-checking duties of the area and national scouts. Hortiz also manages the team's draft preparation and the evaluation and ranking process of hundreds of NFL draft-eligible prospects. Hortiz, who joined the organization in 1998, spent eight years as a scout for Baltimore, covering the Northeast and Southeast regions before becoming a national scout for three seasons (2006-08). In 2007, the Ravens selected Auburn G Ben Grubbs (29th overall), who was scouted by the fellow Auburn alum Hortiz and became a Pro Bowler in 2011. A graduate of the Ravens' "20/20 Club" (see chart on page 66), Hortiz originally joined Baltimore as a personnel assistant in 1998.

**1998-2018: (with Baltimore) 2018:** TE Hayden Hurst (South Carolina) and QB Lamar Jackson (Louisville) were selected in the first round. **2017:** Baltimore selected CB Marlon Humphrey with the 16th-overall pick, and as a rookie, he tallied 34 tackles (30 solo) 2 INTs and 11 PD. **2016:** Ravens have had significant contributions from the draft class, including starts from T Ronnie Stanley (first round), OLB Kamalei Correa (second), G/T Alex Lewis (fourth), CB Tavon Young (fourth) and OLB Matthew Judon (fifth). **2015:** Led by TE Maxx Williams (15), seven of the nine '15 draft picks have earned starts with the team over the last few years...Entering the 2018 season, this draft class has 224 combined games played, with OLB Za'Darius Smith's 42 as the most. **2014:** First-rounder LB C.J. Mosley (17th overall) became first-ever Ravens rookie to earn Pro Bowl honors (the three-time Pro Bowler was also named in 2016 and 2017). **2013:** Ravens selected four players, including NT Brandon Williams, who earned a multi-year contract with the Ravens in '18 and has become the key cog in the middle of the D-line...Draft picks C Ryan Jensen, FB Kyle Juszyk and T Rick Wagner, each of whom developed into premier NFL players at their respective positions, earned multi-year contracts with other NFL clubs.

**2012:** Ravens drafted Alabama OLB Courtney Upshaw (second round), Iowa State G Kelechi Osemele (second) and Temple RB Bernard Pierce (third), all of whom helped the Ravens win Super Bowl XLVII...Osemele was a Pro Bowler and named first-team All-Pro in 2016. **2011:** Selected CB Jimmy Smith (Colorado) and WR Torrey Smith (Maryland) in the first two rounds...Torrey set team rookie receiving records in catches (50), yards (841) and TDs (7)...OLB Pernell McPhee (fifth) and QB Tyrod Taylor (sixth) were also selected by Baltimore. **2010:** Ravens drafted key contributors TEs Ed Dickson (third round) and Dennis Pitta (fourth), DE Art Jones (fifth) and WR/RS David Reed (fifth), who had the NFL's longest KOR (103 yards), setting a then-franchise record in 2010. **2009:** Promoted to director of college scouting after eight years as a college scout...In Hortiz's first draft as head of college scouting, Baltimore selected All-Rookie team performer T Michael Oher (Mississippi) with the 23rd-overall selection and CB/RS Lardarius Webb (Nicholls State). **2008:** Scouted players across the country, with a primary focus on the eastern half, where seven of 10 Ravens draft picks, including Super Bowl XLVII MVP QB Joe Flacco, were selected in the '08 NFL Draft. **2007:** Team's first-round draft pick Grubbs was selected from Hortiz's focus area and attended his alma mater (Auburn). **2006:** Promoted to national scout...Was tasked with covering the eastern half of the country, including the Big East, Big Ten, MAC, ACC, SEC and Conference USA. **2003-05:** Served as Ravens Southeast area scout and covered the SEC, ACC and C-USA. **2001-02:** Scouted the Northeast. **1998-2000:** Worked both with the pro and college scouting staffs as a football personnel assistant...Responsibilities included assisting GM Ozzie Newsome and Sr. VP of football administration Pat Moriarty, who manages the salary cap, and performing "the box" workout at schools across the country for three spring seasons.

**COLLEGE/PERSONAL:** Joe and his wife, Jennifer, serve on the board of Sykesville Baseball, where all four of their boys, Joey (11), Jack (10), Jameson (7) and Julian (5) play baseball...While earning his B.S. in accounting from Auburn, Joe was an undergraduate assistant coach for Terry Bowden and the Tigers' football team from 1995-97...Worked with both the QBs and WRs and coached the scout team LBs and secondary...Also coordinated Auburn's summer football camps...Jennifer is also an Auburn alum...Son of Joe and Marlene Hortiz, Joe attended Salesianum (Wilmington, DE) HS.



### 2017 BALTIMORE RAVENS PERSONNEL STAFF

*Not Pictured:*  
Ozzie Newsome  
Jessica Markison  
Maggie Domanowski  
Houegnon "Q" Attenoukon



## JESSICA MARKISON

DIRECTOR OF FOOTBALL ADMINISTRATION

COLLEGE: VILLA JULIE COLLEGE

BORN: 4/17, LAKEVILLE, MN

EXP. (NFL/RAVENS): 23/23


**JESSICA MARKISON** has been with the Ravens organization since the team's initial year (1996) in Baltimore. Originally hired prior to the Ravens' first NFL Draft as an assistant to GM Ozzie Newsome and the scouting staff, Markison was promoted to her current role as director of football administration in 2014, following nine years as the team's executive assistant/football administration manager.

**1996-2018: (with Baltimore)** Markison is responsible for all club player transaction and contract submissions, as well as salary cap filings with the NFL Management Council... She works closely with Newsome and senior VP of football administration Pat Moriarty on all contract proposals, trades, salary cap administration and the day-to-day operations of the player personnel department...Markison also manages the team's compliance with the NFL's Collective Bargaining Agreement and labor-related issues and directs several other administrative functions within the organization. **2016-17:** Was selected to represent the Ravens at the NFL's first two Women's Career Development Symposiums. **2014:** Promoted to director of football administration. **2005:**

Named executive assistant/football administration manager. **1996:** Was an original hire in the player personnel department for the inaugural season.

**1986-95: (with U.S. Naval Academy) 1990-95:** Served as the executive assistant for Navy's renowned athletic director, Jack Lengyel. **1986-89:** Was executive assistant for Navy's head football coaches, Gary Tranquill and Elliott Uzelac...Also worked closely with the late Steve Belichick, the longtime scout at Navy.

**COLLEGE/PERSONAL:** Markison earned her bachelor of science in nursing at Villa Julie College and her master's in business administration at Loyola University...As a Registered Nurse, she has worked part-time at two Baltimore-area hospitals: Union Memorial Hospital and Mt. Washington Pediatric Hospital, serving on the planning committee for the latter's fundraising golf tourney the past two years (2017-18)...The U.S. Navy veteran is a member of the Health Care Compliance Association (HCCA), the American Nurses Association (ANA) and the Maryland Nurses Association (MNA)...Jessica is a finisher of both the Marine Corps Marathon (2009) and the Twin Cities Marathon (2014), as well as several half marathons and 5Ks.



## GEORGE KOKINIS

SENIOR PERSONNEL ASSISTANT

COLLEGE: HOBART

BORN: 2/27/67, WETHERSFIELD, CT

EXP. (NFL/RAVENS): 28/22

**GEORGE KOKINIS** began his NFL career with the Cleveland Browns in 1991, moving with the franchise to Baltimore in 1996. He advanced through the scouting ranks, ultimately becoming the Ravens' director of pro personnel for six seasons (2003-08). Kokinis was hired to be the Cleveland Browns' general manager in 2009. As a longtime member of Ozzie Newsome's staff, Kokinis returned to the franchise in 2010, bringing a wealth of player personnel experience and knowledge back to Baltimore.

**2010-18: (with Baltimore):** Assists in the evaluation of the team's college and pro personnel. **2010:** Re-joined the team as the Ravens' senior personnel assistant.

**2009: (with Cleveland) 2009:** Named the Browns' general manager on Jan. 26, 2009.

**1996-2008: (with Baltimore) 2003-08:** Kokinis became the team's director of pro personnel in 2003, overseeing all aspects of the pro football personnel department...In his six years as director, his role included assisting evaluating free agent talent, monitoring waiver wire transactions, and handling contract negotiations for later-round draft picks. **2000-02:**

Promoted to the Ravens' assistant director of pro personnel in 2000...Conducted the advance scouting of Ravens opponents and provided reports to the coaches. **1996-99:** Was the Ravens' Northeast area scout for four years before moving over to pro personnel...Moved to Baltimore with the Modell franchise.

**1991-95: (with Cleveland)** Began his NFL scouting career with the Browns in 1991 after serving an internship in the team's operations department.

**COLLEGE/PERSONAL:** Graduated from Hobart College with a B.A. in psychology and earned his master's degree in sports management at the University of Richmond (1991), while working as a graduate assistant coach for the Spiders' baseball team...He played both football and baseball during his collegiate career, earning ECAC Baseball Player of the Year honors in 1989 as a pitcher for the Statesmen, and was selected to represent the conference in a New York vs. New Jersey All-Star Game played at Yankee Stadium...Kokinis was a two-sport athlete at Wethersfield (CT) HS...George and his wife, Elizabeth, have a daughter, Marissa (19), a sophomore at Vassar College, and twins Peter and Ella (14).





# O.J. BRIGANCE

SENIOR ADVISOR TO PLAYER ENGAGEMENT

COLLEGE: RICE

BORN: 9/29/69, HOUSTON, TX

EXP. (NFL/RAVENS): 22/16 (7 PLAYING / 15 FRONT OFFICE)

**O.J. BRIGANCE**, a former Ravens and Baltimore Stallions (CFL) LB, is the Ravens' senior advisor to player engagement. Brigance, who has three championship rings – two Super Bowl rings with the Ravens (2000 and 2012) and a CFL Grey Cup ring with the Baltimore Stallions (1995) – has been an inspiration to the entire Ravens organization for his perseverance and courage while fighting Lou Gehrig's Disease (Amyotrophic Lateral Sclerosis) the past 10-plus years. In June 2014, Brigance was honored by the Pro Football Writers Association with the George Halas Award, given to the NFL player, coach or staff member who has overcome the most adversity to succeed. The NFL has saluted Brigance many times, earning the Best Overall Player Development Program award for two-straight years (2005-06) and also receiving the Most Outstanding Internship Program Award in 2005. In 2007, the NFL once again honored Brigance's program, this time with the Outstanding Continuing Education Program Award. In 2008, the Ed Block Courage Award Foundation also saluted O.J. with its Johnny Unitas Tops in Courage Award for his strength in his battle against ALS. Brigance played seven years for three NFL teams (Miami, Baltimore and St. Louis) before joining the Ravens' front office in 2004.

**2004-18: (with Baltimore)** Works closely with director of player engagement Harry Swayne and assistant director Jameel McClain to assist all Ravens players with each phase of their careers...Has made significant contributions to the Ravens' player development program, including organizing a number of player internships in high school football programs, financial institutions and real estate groups...The life skills programs O.J. has provided to the players each year have been highly effective...Brigance's wife, Chanda, has also been very active with the organization, having spent a number of years as the Lady Ravens group facilitator...She coordinated the involvement of the players' and coaches' spouses and significant others with team-related events, including the Ravens' Family Food Drive and other charity functions and team-building activities...After being diagnosed with ALS (2007), Brigance has chosen to make the most of the opportunity by raising money and awareness for the fight against the disease...He established his own foundation, the Brigance Brigade Foundation ([brigancebrigade.org](http://brigancebrigade.org)), whose mission is to equip, encourage and empower people living with ALS...O.J. was the honorary chair of the Johns Hopkins University Packard Center for ALS Research's annual Fiesta 5K run six times (2008-13), helping raise over \$1 million in those six years...The Ravens organization supported O.J. each year, drawing the entire Ravens team in 2008 to run in the race. **2014-18:** Each of the past five years, Brigance Brigade hosted a 5.7K race, attended by over 1,000 supporters, raising over \$500,000 to help people living with ALS. **2013:** Brigance published a book, *Strength of a Champion*, sharing his incredible story. **2008:** Brigance earned an Emmy Award as

the host of the team's weekly TV show, *Ravens Report*. **2005:** Lady Ravens participated in the team's Hurricane Katrina relief collection...Chanda has also organized seminars for the group on benefits, financial education and empowerment.

**NFL/PRO PLAYER: 2001-02: (with St. Louis)** Brigance retired from the NFL after a two-year stint with the Rams.

**2000: (with Baltimore)** Significant special teams contributor on the Ravens' first Super Bowl championship squad...Was second on team with 25 special teams tackles and led Ravens with 10 special teams stops in the postseason, including the very first special teams tackle in Super Bowl XXXV.

**1996-99: (with Miami)** Entered the NFL with the Miami Dolphins as a free agent...Was voted team captain twice in four seasons...His Dolphins teammates also selected him as the Ed Block Courage Award recipient in 1999...Brigance was involved in a number of different community organizations, including Habitat for Humanity, Cystic Fibrosis Foundation and the Daily Food Bank. **1999:** Honored with the NFLPA's Unsung Hero Award.

**1994-95: (with Baltimore Stallions)** Helped the CFL team earn a Grey Cup Championship in 1995.

**1991-93: (with British Columbia Lions)** Brigance's professional football career began in the CFL with the British Columbia Lions...Spent three seasons with the Lions (1991-93) and was named an All-Conference LB.

**COLLEGE/PERSONAL:** Graduated from Rice with a degree in managerial studies in 1992...Four-year letterman and three-year starter at LB...Brigance, who served on the board of directors for Aunt Hattie's Place, a home for young men, received the NFL's Winston/Shell Award in 2005, which is given annually to the player development director who demonstrates commitment and dedication in developing unique and innovative ideas and solutions to advance the NFL's player engagement mission...O.J. currently serves on the board of directors for the Unified Community Connections.



**BRIGANCE BRIGADE  
FOUNDATION**

O.J. and Chanda Brigance created the Brigance Brigade Foundation. Its mission is to equip, encourage, and empower people living with ALS.

BRIGANCE  BRIGADE

FOUNDATION  
FIGHTING ALS





# HARRY SWAYNE

DIRECTOR OF PLAYER ENGAGEMENT

COLLEGE: RUTGERS

BORN: 2/2/65, PHILADELPHIA, PA

EXP. (NFL/RAVENS): 31/13 (15 PLAYING / 16 FRONT OFFICE)

**HARRY SWAYNE** is in his ninth year as the Ravens' director of player engagement. Swayne, an offensive tackle on Baltimore's Super Bowl XXXV championship team, oversees the day-to-day responsibilities of the player engagement department, including assisting players with career transition into, during and after their time in the NFL. He helps focus their attention on financial education and family assistance, ensuring each player has the support he needs. Swayne, who has four Super Bowl rings – including the Ravens' 2000 and 2012 World Championships – played tackle for five teams (TB, SD, Den., Bal. and Mia.).

**2008-18: (with Baltimore) 2012:** Completed the NFL's Athlete Development Professional Certification Program at The Wharton School. **2011:** Named to the NFL's Player Engagement Steering Committee by his fellow NFL player development directors. **2010:** Promoted to director of player development. **2009:** NFL awarded the Ravens as the Continuing Education Program of the Year. **2008:** Re-joined the Ravens as the assistant director of player programs.

**2003-07: (with Chicago)** Was the Bears' team chaplain for five years, following a year-long internship with Rod Hairston, the former Ravens' team chaplain.

**NFL PLAYER (1987-2001):** Was originally drafted (seventh round) by Tampa Bay in 1987 as a DE, but switched to tackle after three seasons (1987-90)...Spent six years with the San Diego Chargers (1991-96), contributing to the team's 1994 AFC Championship...Signed with the Denver Broncos in 1997 and earned his first two Super Bowl rings (1997-98)...Joined the Ravens as a free agent in 1999 and received his third Super Bowl ring – as the starting RT – after Baltimore's 34-7 victory over the Giants in Super Bowl XXXV...Swayne retired from the NFL as a player after the 2001 season in Miami.

**COLLEGE/PERSONAL:** Earned a B.S. in sports management from Rutgers in 1990 and his master's in counseling at Liberty University in 2018...Played football and basketball at Cardinal Dougherty (Philadelphia, PA) HS...Harry and his wife, Dawn, have five children: daughters Tosca (19), Sheri (14) and Nina (13) and sons Chris (18) and Rod (11).



## RAVENS ROOKIES PROGRAM

Harry Swayne, with assistance from O.J. Brigance and Jameel McClain, oversees the team's rookie orientation program, helping the players transition from college to the pros. The program includes seminars on social responsibility, healthy manhood, financial awareness and continuing education.

The 2017 rookies (right) took a trip to Baltimore's Helping Up Mission during the '17 offseason, serving food and spending time with the men at the shelter and learning first hand about the team's commitment to giving back.







## CHAD ALEXANDER

ASSISTANT DIRECTOR OF PRO PERSONNEL

**COLLEGE:** WAKE FOREST  
**BORN:** 2/17/75, MEMPHIS, TN  
**EXP. (NFL/RAVENS):** 20/20

**CHAD ALEXANDER** is in his 20th season with the club, including his ninth as assistant director of pro personnel. He works closely with director of pro personnel Vincent Newsome in evaluating NFL talent, providing advance scouting reports on upcoming opponents for the coaching staff, and assisting with free agent workouts. Prior to his current role, Alexander spent six years as a college area scout, covering three different regions of the country for the Ravens. For eight years, he annually represented the Ravens at the NFL Draft, when it was held in New York City.

**1999-2018: (with Baltimore) 2016-17:** Ravens signed key free agents CB Brandon Carr, S Tony Jefferson, WR Mike Wallace and S Eric Weddle, who has earned two Pro Bowls with the Ravens. **2014:** Free agents WR Steve Smith Sr. and RB Justin Forsett bolstered the club. **2010:** Ravens traded for Pro Bowl WR Anquan Boldin. **2009:** Promoted to assistant director of pro personnel following the '09 draft...Team selected third-round pick CB Lardarius Webb (Nicholls State) from Chad's '08 scouting region (Southeast). **2008:** Alexander transitioned to the Southeast area after the NFL Draft in April. **2005-07:** Spent three seasons as Baltimore's Midwest area scout.

**2003-04:** Spent two years as the team's West area scout... During that time, the Ravens picked a number of players from his area, including OLB Terrell Suggs, the 2011 Defensive Player of the Year. **1999-2002:** Helped pro personnel staff scout free agents and assisted with advance scouting reports of opponents...Also monitored NFL practice squads, ranking players for potential signings...Assigned to scout colleges across the country for cross-checking duties. **1999:** Joined the Ravens as a pro personnel assistant.

**COLLEGE/PERSONAL:** Played FB at Wake Forest for four years...Earned a degree in communications...Worked for a year at an elementary school for children with behavioral disorders in Minneapolis, MN...Was an All-District football selection at Coppell (TX) HS...Also ran track for the Coppell Cowboys...Son of the late Hubbard Alexander, a former NFL WRs coach who won two championships while coaching receivers at the University of Miami (1983 and 1987) and three while coaching the Dallas Cowboys' receivers (1992, 1993 and 1995)...Chad and his wife, Liz, have three daughters, Morgan (16), Chloe (10) and Charlotte (6) and a son, Nicholas (13).



## JAMEEL McCLAIN

ASSISTANT DIRECTOR OF PLAYER ENGAGEMENT

**COLLEGE:** SYRACUSE  
**BORN:** 7/25/85, PHILADELPHIA, PA  
**EXP. (NFL/RAVENS):** 9/8 (7 PLAYING / 2 FRONT OFFICE)

In his first role in an NFL front office, **JAMEEL McCLAIN** returned to the Ravens in 2017 as the team's assistant director of player engagement. He assists Harry Swayne and O.J. Brigance, working with the players to help them transition to the pro level and support them along their journey. McClain, who played seven years in the NFL, originally signed with the Ravens as a rookie free agent in 2008. After six seasons in Baltimore, McClain signed as a free agent with the New York Giants (2014) in his final campaign.

**2017-18: (with Baltimore) 2017:** Re-joined the Ravens as the team's assistant director of player engagement.

**NFL PLAYER (2008-16):** Played in 103 games, primarily with the Ravens, and posted 455 tackles, 7 sacks, 1 INT, 4 FRs and 2 FFs in his eight-year career...Originally signed as a rookie free agent, but earned his way into the starting defensive rotation on one of the NFL's best defenses. **2014: (with NY Giants)** Signed with NYG in his final NFL season. **2008-13: (with Baltimore) 2012:** Started 13 games as a member of

the Ravens' Super Bowl XLVII Championship team. **2010-11:** Started all 16 games at LB in '11 and 15 games in '10. **2009:** Started his first-career game. **2008:** Was the only undrafted rookie free agent to make the team's 53-man roster.

**COLLEGE/PERSONAL:** Played defensive end at Syracuse and double majored in communications/rhetorical studies and sociology...Attended George Washington (Philadelphia) HS and played football, earning the role of captain his senior year...Received second-team All-Big East honors (2006)...Throughout his NFL career, McClain was very active in the community, particularly working with The Salvation Army, as he became a spokesperson for the nonprofit, speaking at its annual Red Kettle Campaign events...Since 2009, McClain has hosted the "53 Families Dinner" in Baltimore each Thanksgiving...The meal benefits The Salvation Army families in need...McClain also has supported The Salvation Army with a holiday gift distribution and a coat drive to benefit Baltimore-area children in need...Jameel and his wife, Keisha, were married in 2016 in Baltimore.



# MILT HENDRICKSON

NATIONAL SCOUT

COLLEGE: LUTHER COLLEGE

BORN: 2/6/74, HUNTINGTON BEACH, CA

EXP. (NFL/RAVENS): 14/14

**MILT HENDRICKSON**, who is in his 14th year with the club, was promoted to national scout following the 2016 NFL Draft, after three seasons as the team's mid-regional scout. As one of two national scouts (Lonnie Young), Hendrickson is responsible for scouting schools across the country. Like all members of the Ravens' personnel department, Hendrickson also cross-checks players from other scouting areas, evaluating, viewing tape and writing reports on prospects that the team considers "draftable." He originally joined the Ravens as a personnel assistant in 2005.

**2005-18: (with Baltimore) 2017:** Ravens selected CB Marlon Humphrey (first round) and CB Chuck Clark (sixth), two players Hendrickson scouted. **2016:** Named national scout following the draft...Team selected Notre Dame T Ronnie Stanley (sixth overall), DT Willie Henry and OLB Matt Judon from Hendrickson's region. **2015:** TE Maxx Williams (second round), DT Carl Davis (third) and OLB Za'Darius Smith (fourth) were drafted from Hendrickson's region. **2014:** LB C.J. Mosley, a three-time Pro Bowler, was the team's first-round pick. **2013:** Was named mid-regional scout following the draft...Scouted and ranked fifth-round pick T Rick Wagner (Wisconsin) very highly in his pre-draft reports...Wagner started 47 games in his Ravens career, before signing with Detroit in '17. **2012:** Ravens selected G Kelechi Osemele (Iowa State) from Milt's scouting area. **2008:** Promoted to Midwest area scout after the '08 draft. **2006-07:** Worked primarily with the pro personnel staff, serving as one of the team's two advance scouts of seasonal opponents and also tracking free agency...Gained experience in all aspects of the personnel department, including college scouting in the Midwest. **2005:** Joined the Ravens as a player personnel assistant.

**2000-04: (with Luther College) 2002-04:** Was Luther (Decorah, IA) College's associate head coach/special teams coordinator/offensive line coach...Hendrickson structured and implemented film analysis and film exchange with opponents...Was also responsible for recruiting and evaluating student-athletes. **2000-01:** Was the team's offensive line/running backs coach...Spent two months as the team's interim head coach, guiding the program through the transition period to a new head coach in 2001.

**1997-99: (with De Soto HS)** Earned a 26-10 record as the head varsity football coach for De Soto (WI) HS, while teaching language arts and social studies at De Soto Middle School...Also served as the head baseball coach and in the final spring season, De Soto won the WIAA Division III State Championship, going 27-0 in 2000.

**1996: (with University of Wisconsin-La Crosse)** Was the assistant offensive line coach.

**COLLEGE/PERSONAL:** Was team captain for both the football and baseball teams at Luther College...Graduated with a degree in history and elementary education... Also earned his master's in exercise and sports science-sport administration from Wisconsin-La Crosse...Was the valedictorian as a senior at Pecatonica (Blanchardville, WI) HS and was inducted into the school's Athletic Hall of Fame in 2016...Was a South All-Star for the 1992 Wisconsin Shrine Bowl...Milt, who interned for the Green Bay Packers during training camp in 2004, and his wife, Amy, have a son, Hutson (13) and two daughters, Avalyn (9) and Jaycie (6)... The family resides in La Crosse, WI.



## RAVENS ROOKIE FREE AGENT SUCCESS

The Ravens have recruited and signed a number of undrafted rookie free agent gems in their initial 22 seasons (1996-2017):

Position	Player	Year Signed	Ravens GP/GS	Position	Player	Year Signed	Ravens GP/GS
RB	Priest Holmes	1997	48/19	LS	Morgan Cox	2010	118/0
C	Mike Flynn	1997	133/115	K	Justin Tucker	2012	96/0
DE	Marques Douglas	2000	55/32	WR	Marlon Brown	2013	38/15
FB	Alan Ricard	2000	55/32	S	Brynden Trawick	2013	38/1
S	Will Demps	2002	57/46	T	James Hurst	2014	64/32
DT	Ma'ake Kemoeatu	2002	76/34	LB	Zachary Orr	2014	46/15
LB	Bart Scott	2002	109/58	LB	Patrick Onwuasor	2016	27/14
LB	Jameel McClain	2008	87/55	DT	Michael Pierce	2016	32/14
LB	Dannell Ellerbe	2009	46/14	DL/FB	Patrick Ricard	2017	16/0

**Quick Hit:** LB Bart Scott ('06), K Justin Tucker ('13, '16) and LS Morgan Cox ('15-16) earned a trip to the Pro Bowl while with the Ravens.





# LONNIE YOUNG

NATIONAL SCOUT

COLLEGE: MICHIGAN STATE

BORN: 7/18/63, FLINT, MI

EXP. (NFL/RAVENS): 28/11 (12 PLAYING / 16 SCOUTING)

**LONNIE YOUNG** was promoted to national scout following the 2016 NFL Draft. As one of two national scouts (Milt Hendrickson) for the Ravens, Young scouts schools across the country. Originally joining the Ravens in 2008, he spent five seasons as a West area scout. Young played 12 seasons as a defensive back for three NFL teams (Arizona, San Diego and NY Jets). While away from football, Young was a member of the McDonald's owner/operator program and ran two restaurants prior to going into the staffing industry with Express Personnel services. He began his NFL scouting career with the New York Jets in 2002. After a year in New York, Young spent the next five years with the Arizona Cardinals evaluating players from the western half of the country.

**2008-18: (with Baltimore) 2016:** Promoted to national scout after the draft...Ravens selected OLB Kamalei Correa (Boise State) and DE Bronson Kaufusi (BYU) from Young's region... Young also scouted and ranked highly fifth-round pick OLB Matthew Judon. **2015:** RB Javorius Allen (USC) was drafted in the fourth round. **2014:** Heavily recruited undrafted LB Zach Orr, who played in 46 games for the Ravens in his three seasons before a career-ending injury in 2016. **2013:** Named West-regional scout following the draft...Ravens drafted TE Crockett Gillmore, who has started 16 games in his three seasons. **2011:** First-round pick CB Jimmy Smith (Colorado) was taken in the draft. **2010:** Ravens drafted TEs Ed Dickson and Dennis Pitta, and WR/RS David Reed from Young's area. **2009:** Team selected OLB Paul Kruger (Utah) in the second round of the draft. **2008:** Joined the Ravens as a West area scout.

**2003-07: (with Arizona)** Cross-checked player evaluations for the western half of the country...Was also responsible for

scouting additional Midwestern states, including Michigan and Indiana. **2003-04:** Re-joined the Cardinals, spending two years as the team's national scout.

**2002: (with New York Jets)** Started his scouting career as a Midwest scout for the last team for which he played.

**NFL PLAYER (1985-96):** Was originally selected (12th round) by the Cardinals in the 1985 NFL Draft, earning the team's rookie of the year award. He played in 150 career games as a DB for the Cardinals (1985-90), Jets (1991-93, 95-96) and Chargers (1994), earning an AFC Championship ring, along with Ravens director of player engagement Harry Swayne, while with San Diego...Tallied 720 tackles (540 solo), 11 INTs, 14 FRs, 9 FFs, 44 PD and 2 sacks...In 1985, Young earned All-Rookie honors after leading the Cardinals' secondary with 3 INTs... He received an honorable mention All-Pro honor in 1988...His Jets teammates selected him as their 1993 Ed Block Courage Award recipient after he returned from a career-threatening knee injury...Also received the Jets' Dennis Byrd Award for being the most inspirational player on the team (Byrd suffered a career-ending spinal injury in 1992).

**COLLEGE/PERSONAL:** Was a two-year starting CB at Michigan State, earning a degree in communications...Lonnie received honorable mention All-Big Ten honors in 1984...Was a two-sport athlete for the Spartans, also lettering in track and field...Attended Beecher (Flint, MI) HS and was inducted into the Flint Hall of Fame in 2004...In 2014, Lonnie was inducted into the Greater Flint Afro American Hall of Fame... Was a childhood friend and teammate of former Giants LB Carl Banks...Both high school jerseys were retired in the same ceremony.



## RAVENS DRAFT WIZARDRY

**Mike Mayock, NFL Media:** "I think the Ravens' front office is as solid as any in the NFL. It's not just Ozzie [Newsome] who is outstanding. It's Eric DeCosta; it's Joe Hortiz. These guys are outstanding. They've stood the test of time."

**Adam Schein, SiriusXM/CBS Sports:** "Three guarantees in life: Death, taxes and the Ravens ruling the draft. General manager Ozzie Newsome, assistant general manager Eric DeCosta and a great scouting department comprise a front office that always seems to be three steps ahead."

**Don Banks, SI.com:** "The Ravens are the NFL's gold standard on draft day, consistently making choices that stand the test of time."

**Ian Rapoport, NFL.com:** "The Ravens' general manager [Ozzie Newsome] has built a perennial playoff participant through the draft, and he's done so by spotlighting the kinds of players the organization is now known for – those who play like they'd do it for free. Gritty, tough and with a love of the game. Hard-nosed, nasty and with a certain violence. If you were choosing sides for a street fight, think about how many Ravens you'd want on your team."

**John Clayton, ESPN:** "As a player, he was known as the Wizard of Oz, a Hall of Fame tight end who was hard to stop. As a drafter, he's a master of finding the right players."

**Mel Kiper, ESPN:** "This team wins because it drafts well. Steve Bisciotti is a great owner because he lets his guys do their job."

**Todd McShay, ESPN:** "The Ravens are successful, because they ignore needs to take the best player available. There's a reason the Ravens are always picking in the bottom half of the draft. They win and are in the playoffs each year."



## MARK AZEVEDO

NORTHEAST AREA SCOUT

COLLEGE: COLBY

BORN: 2/17/82, PLYMOUTH, MA

EXP. (NFL/RAVENS): 14/14

**MARK AZEVEDO** is in his sixth year as the Ravens' Northeast area scout and covers schools from the ACC, AAC, Big Ten, Big 12, Ivy League, MAC, MEAC and SEC. Following each year's draft, Azevedo assists in coordinating the post-draft free agent signing process. For the last 14-consecutive years, at least one undrafted Ravens rookie free agent has earned a spot on the opening-day roster. Azevedo is also assigned to evaluate collegiate offensive linemen, viewing tape and ranking those considered "draftable" by the Ravens.

**2005-18: (with Baltimore)** Coordinates the team's post-draft free agent signing process in addition to scouting the country's Northeast corner. **2017:** Ravens drafted CB Chuck Clark and signed DL/FB Pat Ricard as a RFA...The two played 15 and 16 games, respectively, as rookies. **2014:** Ravens drafted DE Brent Urban, who earned a starting spot along the Ravens' talented defensive line in '17. **2013:** Named team's Northeast area scout. **2012:** Following the draft, was elevated to cover the Southeast area, including the SEC and ACC, among other southern conferences. **2010:** Named an area scout and assisted with the evaluation of college talent in the Southeast, Southwest and Midwest regions. **2009:** Named a pro scout...Also served as one of two advance scouts (with assistant director of pro personnel Chad Alexander) for seasonal opponents. **2007-08:**

Worked on team advance reports for the pro personnel department...Also evaluated talent from 20 colleges covering the East Coast from Maine to Virginia...Assisted Sr. VP of football administration Pat Moriarty in studying player contracts and salaries...Helped track and evaluate upcoming free agents...Coordinated pre-draft player visits.

**2006:** Advanced the opponents' special teams units.

**2004: (with Springfield College)** Graduate assistant coach for the FBs...Assisted with recruiting in Florida, Massachusetts and Pennsylvania.

**2003: (with Colby College)** Worked with the football staff as a student with graduate assistant responsibilities.

**COLLEGE/PERSONAL:** A four-year contributor at TE for Colby College...Won the Paul "Ginger" Frazier award after his senior season...Graduated with a degree in American studies and minor in administrative science in 2004...Attended Silver Lake Regional (Kingston, MA) HS, where he was captain of the football team his senior year, earning two letters...Also earned one letter in track...Mark and his wife, Meghan, who worked in the Ravens' front office for three years, have two sons, Mason (3) and newborn Logan...The family resides in Severna Park, MD.



## BRANDON BERNING

MIDWEST / SOUTHWEST AREA SCOUT

COLLEGE: WISCONSIN-LA CROSSE

BORN: 4/17/88, DODGEVILLE, WI

EXP. (NFL/RAVENS): 5/4

**BRANDON BERNING** was promoted to become the team's Midwest/Southwest area scout following the 2017 NFL Draft. In his fourth year with the team, he covers schools in the Big 12, Big Ten, SEC and AAC. Berning entered the NFL as a scouting intern in 2014 with the New York Giants before joining the Ravens following the 2015 NFL Draft as a player personnel assistant. He has served in numerous roles within the personnel department in Baltimore, including preparing advance scouting reports on upcoming opponents, assessing free agent prospects, organizing local college workouts, and helping coordinate the team's 30 pre-draft visits. Berning's other roles in the draft process feature communicating the Ravens' selection to the league representative during the draft and assisting Northeast area scout Mark Azevedo with the post-draft free agency signing process.

**2015-18: (with Baltimore)** **2017:** Named Midwest/Southwest area scout. **2016:** Served in a number of roles, including assessing free agent prospects, preparing advance scouting reports on upcoming opponents and organizing local college workouts. **2015:** Joined the Ravens as a player personnel assistant following the 2015 NFL Draft.

**2014: (with New York Giants)** Spent his first season working in the NFL as a scouting intern with the New York Giants.

**2012-13 (Wisconsin)** Named a recruiting assistant at the University of Wisconsin while earning his masters degree in educational leadership with a focus on athletic administration.

**COLLEGE/PERSONAL:** Worked as a football operations assistant while at Wisconsin-LaCrosse, assisting with recruiting...Berning, a two-sport (football and basketball) athlete at Dodgeville (WI) HS, resides in Dodgeville, WI, with his wife, Amanda.





## DAVID BLACKBURN

WEST AREA SCOUT

COLLEGE: DePAUW

BORN: 5/26/82, INDIANAPOLIS, IN

EXP. (NFL/RAVENS): 11/11

**DAVID BLACKBURN**, who has been with the Ravens since 2007, was named an area scout following the 2012 NFL Draft. In his sixth year as the team's West area scout, Blackburn covers schools from the Pac-12, Mountain West, Sun Belt and Big Sky conferences. Like other Ravens' personnel staff, Blackburn also cross-checks players from other scouting areas, evaluating, viewing tape and ranking those prospects considered "draftable" by the Ravens.

**2007-18: (with Baltimore) 2016-17:** Baltimore drafted G/C Nico Siragusa (SDSU, 2017), OLB Kamalei Correa (Boise St., 2016) and DE Bronson Kaufusi (BYU, 2016) from Blackburn's focus area. **2014-15:** Ravens selected TE Crockett Gillmore (Colorado State, 2014) and RB Javorius Allen (USC, 2015) from his area. **2013:** Ravens drafted C Ryan Jensen, who became a full-time starter in '17 and signed a multi-year contract with Tampa this past offseason...Named West area scout. **2012:** Named an area scout following the draft. **2007-11:** After joining the team as a player personnel assistant in 2007, Blackburn served a number of roles within the team's scouting department, including

preparing advance scouting reports of upcoming opponents, analyzing free agent prospects for pro personnel, scouting draftable collegiate players at multiple schools and helping coordinate in-season free agent player workouts/visits. **2006: (with Butler University)** Graduate assistant coach for the defensive backs.

**COLLEGE/PERSONAL:** Graduated from DePauw with a degree in economics and minor in history in 2004...Was a four-year starter and captain (senior year) at cornerback for the Tigers, becoming the school's only four-time All-SCAC (Southern Collegiate Athletic Conference) selection...In 2005, David was named to the SCAC's 15th Anniversary Football Team...Earned a spot in the Management Fellows Program for business and entrepreneurship at DePauw...Was a captain at safety for Ben Davis (Indianapolis, IN) HS...Ben Davis was undefeated (15-0) and won the 5A State Championship during Blackburn's senior year...Also played baseball (four years) and basketball (two years) in high school...David and his wife, Kishia, and their son, David III (2), and newborn daughter, Aubree, live in Phoenix, AZ.



## DWAUNE JONES

MIDWEST AREA SCOUT

COLLEGE: RICHMOND

BORN: 7/11/77, WASHINGTON, DC

EXP. (NFL/RAVENS): 14/3

**DWAUNE JONES**, who joined the Ravens following the 2016 NFL Draft, covers schools in the Midwest region for Baltimore. He scouts the Big Ten and MAC, plus some schools in the SEC, Conference USA and ACC conferences. Jones also evaluates and provides cross-checking evaluation reports for the scouting department. Jones, who also spent 11 seasons with the New Orleans Saints' scouting department, has NFL playing experience with both the Cleveland Browns and Houston Texans, originally signing with the Browns as a rookie free agent in 2000.

**2016-18: (with Baltimore)** Covers the Midwest area for the Ravens. **2016:** Joined the Ravens as Midwest area scout.

**2005-15: (with New Orleans) 2014:** LB Kasim Edebali was recruited and signed as a rookie free agent (RFA) by Jones. **2012:** Was promoted to Northern regional scout. **2010:** Scouted and helped sign undrafted RB Chris Ivory, who rushed for 716 yards and 5 TDs in his rookie year for the Saints. **2009:** First-rounder S Malcolm Jenkins (Ohio State) and seventh-rounder T Zach Strief (Northwestern) were selected. **2008:** Saints drafted CB Tracy Porter from Jones' area. **2007:** RFA RB Pierre Thomas signed after being recruited by Jones. **2006:** Saints drafted WR Marques Colston (seventh) from Jones' area...Helped recruit RFA P Steve Weatherford. **2005:**

Joined the Saints as Midwest area scout.

**2004-05: (with NFL Europe)** Coached wide receivers for the Cologne Centurions during the league's spring season.

**2004: (with Seattle)** Served as a training camp scouting intern for the Seahawks.

**NFL PLAYER (2001): (with Seattle)** As a WR, was allocated to NFL Europe (Berlin Thunder) by the Seahawks and caught 33 passes for 577 yards and 5 TDs...Participated in World Bowl IX for Berlin, catching 6 for 161 yards and 2 TDs, including a game-winning 53-yard TD reception, in the 24-7 victory over Barcelona.

**COLLEGE/PERSONAL:** Jones was a three-year starter at WR for the University of Richmond, securing 146 catches for 1,994 receiving yards during his career...Finished his career ranking sixth on the Spiders' all-time list with 15 TDs...Also competed as a sprinter for the track team...Graduated from The Potomac School (McLean, VA) where, in addition to football, he also played basketball and ran track...Was the Virginia state champion in the 100-meter dash his senior year (1995)...Dwaune and his wife, Jessica, have three children: Jasmine (10), Jocelyn (6) and D.J. (4)...The family resides in Fishers, IN...**First name is pronounced: duh-WAN.**



# ANDREW RAPHAEL

SOUTHEAST AREA SCOUT

COLLEGE: MIAMI  
BORN: 10/7/89, WESTBURY, NY  
EXP. (NFL/RAVENS): 6/6

**ANDREW RAPHAEL** was named Southeast area scout following the 2016 NFL Draft. In his sixth year with the team, he covers schools from Florida to North Carolina, also spanning Tennessee and Alabama. Raphael has evaluated and graded two of the Ravens' last three first-round draft picks: TE Hayden Hurst (South Carolina), No. 25 overall in 2018, and CB Marlon Humphrey (Alabama), No. 16 in 2017. After joining the Ravens in 2013, Raphael handled a host of projects within the personnel department, such as evaluating practice squad players, organizing local college workouts, and assessing free agent prospects. He has also assisted with many aspects of the draft process, including helping coordinate the team's 30 pre-draft visits, communicating the Ravens' selection to the league representative during the draft and assisting Northeast area scout Mark Azevedo with the post-draft free agency signing process.

**2013-18: (with Baltimore) 2017:** Ravens drafted CB Marlon Humphrey (Alabama) and Tim Williams (Alabama) from Raphael's focus area in the first and third rounds, respectively. **2016:** Named Southeast area scout. **2014-15:** Promoted to player personnel assistant after the 2014 NFL draft...Served in a number of roles, including preparation of advance scouting reports for upcoming opponents. **2013:** Joined the Ravens as a player personnel intern.

**2011-12: (with Boston College)** Named assistant recruiting coordinator, working on film evaluation and organizing official and unofficial visits.

**COLLEGE/PERSONAL:** Worked as student assistant to the national recruiting coordinator at the University of Miami during the 2010 season...Graduated with a dual degree in communication and sports administration from Miami... Raphael, who attended W.T. Clarke (Westbury, NY) HS, resides in Delray Beach, FL.



# BOBBY VEGA

EAST AREA SCOUT

COLLEGE: THE COLLEGE OF WOOSTER  
BORN: 4/19/83, HARTFORD, CT  
EXP. (NFL/RAVENS): 13/2

**BOBBY VEGA** re-joined the Ravens as East area scout following the 2018 NFL Draft. Vega originally worked for the organization in 2004 as a player personnel intern, but has spent the past 13 years with the Cleveland Browns. Most recently, Vega was the Browns' director of college scouting for two seasons (2016-17).

**2005-18 (with Cleveland)** Hired by Cleveland in 2005 as a scouting assistant, eventually working his way up through the ranks as an area scout, first evaluating players from small schools, then at the larger universities in the Mid-Atlantic...

Vega was a national scout for Cleveland for three seasons (2013-15) before being named director.

**2004: (with Baltimore)** Spent training camp with the Ravens as an intern with the player personnel department.

**COLLEGE/PERSONAL:** Was a four-year starter at The College of Wooster, originally as a running back, but then switched to linebacker for his final three seasons...Bobby was a communications major at Wooster...Grew up in Connecticut and attended Pomfret School (Pomfret, CT) HS...Resides in Seven Hills, Ohio, with his wife, Dee, and daughter, Emry.



## THE "20/20 CLUB"

The Ravens' "20/20 Club" includes members of the team's personnel staff who started with the Ravens as young assistants and grew into evaluators with more input. The term "20/20" refers to hiring 20-year-olds for \$20,000. According to Ozzie Newsome: "The guys actually started when they were a little older than 20 and for more than \$20,000, but that's what we call them."

### "20/20 CLUB" GRADUATES (Includes Current Personnel Staff)

Name	Joined Ravens	Current Title	Name	Joined Ravens	Current Title
George Kokinis	1991 (with Browns)	Sr. Personnel Assistant	David Blackburn	2007	West Area Scout
Eric DeCosta	1996	Asst. General Manager	Andrew Raphael	2013	Southeast Area Scout
Joe Hortiz	1998	Dir. of College Scouting	Brandon Berning	2015	Midwest/SW Area Scout
Chad Alexander	1999	Asst. Dir. of Pro Personnel	Joey Cleary	2015	College and Pro Scout
Mark Azevedo	2005	Northeast Area Scout			






**KEVIN WEIDL**  
 SOUTHEAST / SOUTHWEST AREA SCOUT  
 COLLEGE: INDIANA UNIVERSITY OF PENNSYLVANIA  
 BORN: 9/4/82, PITTSBURGH, PA  
 EXP. (NFL/RAVENS): 2/2

**KEVIN WEIDL** was named the team's Southeast/Southwest area scout following the 2017 NFL Draft. Weidl covers schools in the SEC, Big 12 and ACC, among other southern conferences. The Southeast/Southwest area has produced notable talent, including the Ravens' 2014, 2015 and 2017 first-round draft picks in LB C.J. Mosley (Alabama, 2014), WR Breshad Perriman (Central Florida, 2015) and CB Marlon Humphrey (Alabama, 2017). Prior to joining the Ravens, Weidl spent 10 years (2008-17) working for ESPN Scouts Inc., where he evaluated and wrote scouting reports on NFL Draft prospects, also making several appearances as a scouting analyst on various ESPN networks.

**2017-18 (with Baltimore)** Joined the Ravens following the 2017 NFL Draft...Scouts players in the Southeast and Southwest regions of the country.

**2008-17 (with ESPN Scouts Inc.)** NFL Draft analyst for Scouts Inc....Evaluated prospects and wrote scouting reports for the NFL Draft...Wrote articles on college football and the NFL

Draft for *ESPN.com*...Worked as an in-studio college football analyst as well as a color and sideline analyst for game broadcasts on ESPN, the SEC Network and ESPNU.

**2007: (with New York Jets)** Spent training camp with the New York Jets as an intern with the pro personnel department.

**COLLEGE/PERSONAL:** Was a three-year starter (2004-06) at quarterback at Indiana University of Pennsylvania, where he held a 26-6 record...Finished his career ranked third in school history in passing TDs (50), fifth in passing yards (5,594) and fourth in passer rating (131.26)...Earned a bachelor's degree in communications media with a minor in business administration...Older brother, Andy, worked as a scout with the Ravens from 2005-16, joining the Philadelphia Eagles following the 2016 NFL Draft as their assistant director of player personnel...Grew up in Pittsburgh and attended Mt. Lebanon (Pittsburgh, PA) HS...Resides in Charlotte, NC.





**JOEY CLEARY**  
 COLLEGE & PRO SCOUT  
 COLLEGE: BOWDOIN  
 BORN: 8/30/91, BOSTON, MA  
 EXP. (NFL/RAVENS): 4/4

**JOEY CLEARY** was named the team's college and pro scout following the 2018 NFL Draft. His responsibilities include scouting both college players and doing advance scouting of Ravens' opponents. Cleary originally joined the Ravens as a player personnel assistant in 2015.


**2015-18 (with Baltimore) 2018:** Promoted to college and pro scout following the draft...Scouts both collegiate players and pro players for the Ravens. **2016-17:** Served in a number of roles, including assessing free agent prospects, preparing advance scouting reports on upcoming opponents and organizing local college workouts. **2015:** Joined the NFL ranks with the Ravens as a player personnel assistant.

**2014 (with Princeton)** Worked with the Princeton football team assisting with recruiting evaluations and player visits.

**COLLEGE/PERSONAL:** Graduated from Bowdoin in 2014 with a degree in history...Earned the 2014 NESCAC Defensive Player of the Year award as a senior captain at linebacker for the Polar Bears football team...Was a two-sport (lacrosse and football) standout at Winchester (Winchester, MA) HS... Played midfielder in lacrosse and safety/wide receiver for the football team.



**RAVENS NUMBERS TO RAVE ABOUT**



<b>21</b> .....	<b>Ravens Homegrown Pro Bowlers</b>
<b>18</b> .....	<b>Ravens Draft Picks to Earn Pro Bowl Honors</b>
<b>3</b> .....	<b>Rookie Free Agents to Earn Pro Bowl Honors</b>



# KEVIN BYRNE

EXECUTIVE VICE PRESIDENT OF PUBLIC & COMMUNITY RELATIONS

COLLEGE: MARQUETTE

BORN: 8/20/49, CLEVELAND, OH

EXP. (NFL/RAVENS): 40/23

**KEVIN BYRNE**, an integral part of the franchise for 38 years, oversees the Ravens' public and community relations departments. Over the course of his NFL career, he has started team marketing, TV and website departments. His duties have also included contract negotiations, directing the team's marketing department and serving on committees to interview and select Ravens head coaches. The league's longest-tenured PR chief, Byrne has also provided media relations assistance at 25 Super Bowls and two Pro Bowls at the NFL's request.

**1996-2018: (with Baltimore) 2016:** Led by Byrne, the Ravens' PR staff was honored with its third (also 2010 & 2012) Pete Rozelle Award by the Professional Football Writers of America...The national award is given to the NFL PR team that consistently strives for excellence in its service for and relationships with the media...Was invited by the NFL to present at the League's GM Workshop, with a focus on developing a communication strategy as a general manager – both with the media and within a franchise. **2014:** Invited by the NFL to present to front office executives and assistant coaches at the league's annual Career Development Symposium at the University of Pennsylvania's Wharton School. **2013:** On Feb. 3, the Ravens defeated San Francisco, 34-31, in Super Bowl XLVII, capturing the franchise's second-ever Lombardi Trophy. **2012 & 2010:** The Ravens' PR staff was honored with its first two Pete Rozelle Awards. **2008:** Joined a committee of eight to interview and select head coach John Harbaugh. **2007:** Invited by *The Baltimore Sun* to be the keynote speaker at the annual High School Athletes of the Year banquet. **2006:** Was invited by the NFL for the second time (2004) to speak to NFL head coaches about media relations. **2005:** Gave a second presentation (2003) to front office executives at the NFL's career-enhancement seminar at Stanford. **2004:** Was promoted to senior vice president of public & community relations. **2001:** Along with former

assistant Ravens PR director Francine Lubera, co-wrote "Super Journey: Diary of the Ravens World Championship Season" following the Super Bowl XXXV victory on Jan. 28, 2001. **1998:** Served on a committee to select Brian Billick as head coach.

**1981-95: (with Cleveland)** The Browns were the first NFL team to produce their own preseason games and weekly TV shows (1984), winning several Emmys.

**1979-81: (with Trans World Airlines)** Was director of public affairs for the airline.

**1977-78: (with St. Louis Cardinals)** Joined the NFL as the then-youngest PR director in the league.

**1974-77: (with Marquette)** Was the sports information director for his alma mater...Worked with the legendary Al McGuire and the Warriors' 1977 NCAA basketball National Championship team...His 1975-76 basketball media guide was selected best in the NCAA.


**1971-74: (with U. of Missouri-St. Louis)** His first job was the sports information director for the Rivermen.

**COLLEGE/PERSONAL:** Byrne earned his degree in journalism from Marquette University (1971), where he was selected to Alpha Sigma Nu, the National Jesuit Honor Society...He was a four-year member of Marquette's wrestling team...In April 2012, Byrne accepted the Lifetime Achievement Award from Marquette's Department of Intercollegiate Athletics at the university's annual alumni awards ceremony...The honor acknowledged Byrne's excellence, faith, leadership and service throughout his distinguished career...Attended St. Edward (Lakewood, OH) HS, where he is a board member and former chairman of the school's Board of Trustees...Named the St. Edward Alumnus of the Year (2000)...Byrne is on the board and is former chair of Goodwill Industries of the Chesapeake and hosted the annual Gridiron Halloween party for 18 years, raising nearly \$2 million for the charitable organization... Kevin and his wife, Sally, have four children: daughter, Shannon (Kenyon College, master's from Loyola College and doctorate from Fairleigh Dickinson), and sons, Sean (Boston College and master's in writing from Southern Cal), Tim (Maryland Institute College of Art) and Conor (Boston College)...Tim and his wife, Jen, have a son (Wyatt, 8).



Kevin Byrne (second from the left) and the Ravens' PR staff (from left to right) – Marisol Renner, Chad Steele, Tom Valente, Patrick Gleason and David Wolf – were honored with the 2016, 2012 and 2010 Pete Rozelle Awards, presented annually to the NFL PR team that strives for excellence in its service for and relationships with the media. Jamison Hensley (middle), a member of the Professional Football Writers of America, presented the national honor for 2016 on 12/3/17.





## JON DUBÉ

VICE PRESIDENT OF FOOTBALL VIDEO OPERATIONS

BORN: 4/28/65, HARRISBURG, PA

EXP. (NFL/RAVENS): 36/23

**JON DUBÉ**, who is in his 36th season with the organization, was promoted to the Ravens' vice president of football video operations in 2016. Dubé runs the football video department with director of football video operations Mark Bienvenu, manager Collin Ferguson and coordinator Kevin Wilkins. The group works closely with the coaching staff to provide footage of the team's practices/games and opponent game film from the NFL's Club Game Exchange Network. Additionally, Dubé has provided leadership for the NFL when teams transferred from standard definition to high definition video, in addition to the NFL's partnership with Microsoft for the Surface tablet sideline video technology. He also works closely with the Competition Committee on NFL rules and regulations.

**1996-2018: (with Baltimore) 2018:** Is serving his eighth-straight season on the six-man NFL Video Directors Committee, helping implement the league's cutting-edge and ever-changing gameday technology. **2017:** Was named the 2017 Collegiate Sports Video Association's NFL Hall of Fame Award winner (May)...Dubé was chosen out of a group of past and present NFL video directors for his hard work and dedication to further the role and recognition of NFL video directors,

becoming the first active video director to receive the award. **2014:** Promoted to senior director of football video operations. **2012:** Earned his second Super Bowl ring following the team's victory over the 49ers in Super Bowl XLVII. **2004:** Transitioned the team into digital video, which provided the coaches easier access to the video data...Through their computer software, coaches are able to create their own cut-ups of practices and games, making the process more streamlined. **2000:** Provided tape for the coaching staff and players of the Super Bowl XXXV Championship team. **1996:** Was invited by owner Art Modell to join the team in the move to Baltimore as the team's director of football video operations.

**1983-1995: (with Cleveland) 1985:** Was named the assistant film/video director for the Browns. **1983:** Joined the Browns in the facilities and field maintenance department.

**PERSONAL:** Jon and his wife, Diane, have two sons: Brian, who served two tours for the U.S. Army – one in Iraq and one in Afghanistan – and works for a tactical supply firm, and Jacob, who is an aspiring photographer...The Dubés also are the proud parents of three Scottish Terriers: Angus, Malcolm and Harper.



## RON MEDLIN

HEAD CERTIFIED ATHLETIC TRAINER

COLLEGE: NORTH CAROLINA STATE

BORN: 6/2/61, HOPE MILLS, NC

EXP. (NFL/RAVENS): 29/8

**RON MEDLIN** was named Ravens head certified athletic trainer following the retirement of Mark Smith. Medlin served 17 years as the Atlanta Falcons head athletic trainer (1994-2010) and joined the Ravens in 2011. Previously, he had worked with Smith and former Ravens training boss Bill Tessenorf with the Cleveland Browns from 1989-94. Medlin is currently assisted by certified athletic trainers Kevin Domboski, Michael Blankenship and Collin Francis.

**2011-18: (with Baltimore):** Served as assistant athletic trainer... Helped re-design the Ravens' medical operations system, which improved efficiency and productivity...Provided treatment, prevention and rehabilitation to players as the top assistant to Mark Smith. **2012:** Helped the Ravens win Super Bowl XLVII.

**1994-2010: (with Atlanta):** Headed the athletic trainers' office while working as the main liaison with the team's doctors and coaching staff...Ron's style was to be aggressive and creative in bringing players back to good health...Developed the Falcons' protocols for all activities related to the training room. **1998:** Helped guide the Falcons to a Super Bowl appearance.

**1989-94: (with Cleveland):** Medlin first worked with what would become the Ravens' franchise when he was a trainer with Mark Smith and Bill Tessenorf...Created a new system to maintain medical records. **1989:** Browns staff was selected as the NFL's Athletic Training Staff of the Year by PFATS.

**1987-89: (with Memphis State):** Served his graduate school alma mater as the head football athletic trainer, revising the school's medical procedures while directing the department.

**1984-87: (with Memphis State):** Began career as an assistant trainer for his graduate school alma mater, Memphis State.

**1983: (Furman University):** Served as a GA training assistant.

**1983-88:** Was as a training camp intern for the Atlanta Falcons.

**COLLEGE/PERSONAL:** Earned his undergraduate degree in education from NC State in 1983...While working as an assistant trainer at Memphis State, completed his masters in physical education...Ron and his wife, Candace, are the parents of son, Stevenson, a sophomore at Winters Mill (Westminster, MD) HS, and daughter Mya, a sixth grader... Ron's brother Tony is the Chicago Bears' equipment manager.



## WILLIAM SHERIDAN

EQUIPMENT MANAGER

COLLEGE: TOLEDO

BORN: 1/23/67, LAKEWOOD, OH

EXP. (NFL/RAVENS): 29/12

**WILLIAM SHERIDAN**, named the Ravens' equipment manager in May 2012, is in the 29th season of his NFL career, including his 12th in Baltimore. Sheridan's career spans three professional sports, having been involved with the NFL, NHL and MLB. He leads a department comprised of assistant equipment managers Tom Wood and Kenico Hines.

**2007-18: (with Baltimore) 2012:** Named the Ravens' head equipment manager the year Baltimore won Super Bowl XLVII in New Orleans. **2007:** Joined the team after serving 10 seasons with the Tennessee Titans/Oilers.

**1997-2006: (with Tennessee) 1997:** Joined the Oilers, who were renamed the Titans in 1999, as an assistant equipment manager...In addition to working with the franchise, Sheridan – an avid hockey fan – volunteered his time regularly assisting the NHL's Nashville Predators' equipment staff from 1998-2006.

**1996-97: (with South Florida) 1996:** Was named the first-ever football equipment manager for program's inaugural season.

**1989-95: (with Cleveland) 1993:** Became a member of the National Equipment Managers Association. **1991:** Was named assistant equipment manager. **1989:** Joined the Browns' equipment staff in an internship capacity, working with the team for two seasons in that role.

**COLLEGE/PERSONAL:** Attended Toledo and majored in information technology...William and his wife, Mollie, have three children: William (19), who is attending college to pursue a career in welding, Caitlyn (14), who is very involved in theater and the arts, and Bryn (12), who plays basketball, volleyball and softball...The family resides in Hanover, PA...Sheridan's father, Bill, who also spent time working with the Browns, was the Cleveland Indians' longtime clubhouse manager, beginning his career as a bat boy in 1948 for the pennant-winning club...Because of this, William grew up regularly assisting the Indians' clubhouse staff, also working one season as a bat boy.



## BRANDON ETHERIDGE

GENERAL COUNSEL

COLLEGE: YALE / HARVARD LAW SCHOOL

BORN: 6/5/85, BALTIMORE, MD

EXP. (NFL/RAVENS): 5/3

**BRANDON ETHERIDGE** enters his third season as the Ravens' general counsel, working closely with team president Dick Cass to implement strategic initiatives and provide legal representation/perspective. He also leads the organization's government affairs/relations efforts. Prior to joining the Ravens, Etheridge worked for the NFL Management Council in New York City. He is a member of the Maryland and D.C. Bar Associations.

**2016-18: (with Baltimore) 2018:** Instrumental in establishing a partnership with Up2Us Sports, a national nonprofit that hires and trains highly-motivated coaches and places them in youth sports organizations throughout disadvantaged Baltimore City communities. **2017:** Worked closely with Ravens players on social justice initiatives, helping provide a platform to strengthen governmental, law enforcement and community relations. **2016:** Hired as the Ravens' general counsel in September.

**2014-16: (National Football League)** As part of the NFL Management Council, provided counsel to teams on matters like the Collective Bargaining Agreement, player contracts, discipline and healthcare...Represented clubs in arbitration proceedings and advised on employment-related issues.

**2011-14: (with Covington & Burling)** Prior to his time at the NFL, Etheridge worked for the international law firm of Covington & Burling in Washington, D.C., representing numerous clients in the sports industry, including the NFL.

**COLLEGE/PERSONAL:** Earned his Bachelor of Arts in Political Science from Yale University, where he was also a two-time varsity letterman as an OLB/DE on the football team...Attended Harvard Law School, where he earned a J.D. in the spring of 2011...Born in Baltimore and raised in Maryland's Prince George's and Howard Counties...For much of his youth (grades 4 through 12), he attended the McDonogh School, which is located just a few miles from the Ravens' Owings Mills facility...In 2014, was named to Forbes' "30 Under 30" list as one of the "Sports World's Brightest Young Stars"...He serves on boards for the McDonogh School Alumni Association and Baltimore Homecoming, Inc., a nonprofit whose mission is to build an alumni network of accomplished Baltimore natives from around the U.S. that connect with and support the city's community leaders, activists, artists and entrepreneurs... Also serves on the Baltimore Community Foundation's Race, Equity & Inclusion Committee.





## MICHELLE ANDRES

SENIOR VICE PRESIDENT OF RAVENS MEDIA

COLLEGE: FURMAN  
BORN: 1/21, MADISON, WI  
EXP. (NFL/RAVENS): 13/13

**MICHELLE ANDRES**, who joined the Ravens in 2006, enters her 13th season with the team after being promoted to senior vice president of digital media and broadcasting in 2015. She leads the franchise's digital media and broadcasting departments (Ravens Media) with the goals of serving and engaging the team's vast fan base.

Andres is responsible for digital fan engagement, including social media, mobile, web, online sales, email, business intelligence initiatives, photography and television programming.

The organization is consistently ranked near the top of NFL clubs in Digital KPIs despite having one of the smallest markets in the league. The foundation of the Ravens' digital media and broadcasting efforts is compelling, entertaining and innovative content.

Prior to working for the Ravens, Andres spent nine seasons with the NBA's Orlando Magic – seven in public relations overseeing corporate communications and government relations and two leading the franchise's newly-formed interactive marketing department.

Andres was a lecturer/professor at Georgetown University's Sports Industry Management Graduate Program for four years (2013-16), teaching sports digital media and enhanced consumer engagement.

A native of Gainesville, FL, Andres earned her master's degree in political campaign management from the University of Florida and her bachelor's degree in political science from Furman University.



## BOB ELLER

SENIOR VICE PRESIDENT OF OPERATIONS

COLLEGE: TOWSON  
BORN: 11/8/60, BALTIMORE, MD  
EXP. (NFL/RAVENS): 35/23

**BOB ELLER** is in his 32nd season with the franchise and his 35th in the NFL. Eller directs the day-to-day operations of the team, including at the Under Armour Performance Center, summer training camp and minicamps, team travel and catering for the players, coaches and staff. The Baltimore native has been with the franchise since 1987, serving in both the public relations and operations departments.

Eller oversaw the recent and extensive Under Armour Performance Center renovations, which were completed in July of 2018. In 2017, he also guided logistical operations and travel for the Ravens' first-ever game in London. In 2004, he directed the team's move to its new Owings Mills training facility.

His career began as an intern for the Baltimore Colts in 1983, while a senior at Towson State University (business

administration). A year later, the team's first in Indianapolis, he joined the club and was quickly promoted to director of public relations. Eller then moved to Cleveland in 1987 to become the Browns' assistant director of public relations. He was promoted to director of operations and information in 1991. Bob was then invited to join the team in the move to Baltimore in 1996, helping to facilitate many of the start-up functions for the new Ravens.

Eller has worked eight Super Bowls for the NFL, plus two for the Ravens during their 2000 and 2012 seasons. He served as the Browns' primary league office liaison when the NFL launched the player assistance and development programs.

Bob is also an active supporter of the St. Vincent's Center for abused children. He has a daughter, Erin (25) and a son, Joey (22).



## JEFF GOERING

SENIOR VICE PRESIDENT OF FINANCE/CHIEF FINANCIAL OFFICER

COLLEGE: ROCKHURST (KANSAS CITY, MO)

BORN: 12/29/67, TULSA, OK

EXP. (NFL/RAVENS): 20/20

**JEFF GOERING**, who joined the club in 1999, oversees the Ravens' finance, human resources and information technology departments. He also works with the team's insurance and risk management matters. In terms of financial operations, Goering leads the strategic planning, budgeting, financial reporting, tax and audit processes. He also serves as the primary financial liaison with the Maryland Stadium Authority, working with various stadium contractors and event promoters.

In overseeing the HR and IT departments, he focuses on matters such as staffing, employment policies/benefit plans, hardware/software applications and network security/infrastructure.

Prior to being named senior VP of finance in 2015, Goering served as the Ravens' VP of finance/chief financial officer (2008-14). He was elevated to senior director of finance in 2004 after spending five years as the organization's controller.

Previously, as a PricewaterhouseCoopers senior consultant in Dallas, Goering worked with many sports entities, preparing financial feasibility studies, market assessments and economic impact analyses for proposed new or expanded sports venues.

He received his master's of science in sports management from the University of Massachusetts in 1998. During that time, he also served as a consultant in the evaluation and preparation of Boston Red Sox salary arbitration cases.

Goering spent a year in the Philippines as a community development volunteer for the Presbyterian Church, USA, in 1995-96. He received a B.S. in business administration from Rockhurst (Kansas City, MO) University.

Jeff, who serves on the board of the Ravens Foundation, earned his CPA certificate in 1992. He and his wife, Sheryl, have two daughters, Olivia (17) and Carly (15), and a son, Daniel (12).



## BAKER KOPPELMAN

SENIOR VICE PRESIDENT OF TICKET SALES & OPERATIONS

COLLEGE: GUILFORD (GREENSBORO, NC)

BORN: 2/7/67, BALTIMORE, MD

EXP. (NFL/RAVENS): 23/23

**BAKER KOPPELMAN** has been with the Ravens since their 1996 inception. He oversees the team's PSL, season ticket and hospitality sales, ticket operations, ticket distribution, customer service, club level service and retail sales, and he assists with attracting events to M&T Bank Stadium. In relation to his roles, Koppelman helped create an internal committee tasked with reviewing and improving overall fan experience.

Koppelman has worked in professional sports ticketing operations since 1987, selling Baltimore Orioles tickets at Memorial Stadium during the summer while earning his sports management and economics degrees at Guilford College (Greensboro, NC), where he graduated in 1990.

He worked his way to a full-time position with the Orioles in 1991, helping manage the stadium box office and contributing with the seating relocation from Memorial Stadium to Oriole Park at Camden Yards in 1992. He then spent a season with the San Diego Padres in 1995, before returning to his hometown to join the Ravens prior to their inaugural 1996 season in Baltimore.

Koppelman has helped M&T Bank Stadium and the Ravens host a Metallica concert (May 2017), Beyonce's World Formation Tour (June 2016), Billy Joel and One Direction concerts (both July 2015), Jay-Z and Beyonce's On the Run Tour (July 2014), and The Legends of The Summer Tour, featuring Justin Timberlake and Jay-Z (August 2013). Baltimore also hosted a U2 concert in June 2011, Monster Jam in June of 2011-13, a Kenny Chesney concert in 2008, international soccer matches between Chelsea and AC Milan (2009), Manchester City and Inter Milan (2010), and Tottenham and Liverpool (2012), and the CONCACAF Gold Cup (2013 and 2015). M&T Bank Stadium has also hosted several premier college football games, including the annual Army-Navy showdown on four occasions.

Koppelman is a graduate of St. Paul's School (Baltimore) and was inducted into its Athletic Hall of Fame in 2016 for his contributions as a team manager (football, wrestling and basketball) and a four-year member of the varsity baseball team. Baker's wife, Reba, is the Ravens' director of finance.





## KEVIN ROCHLITZ

SENIOR VICE PRESIDENT OF CORPORATE SALES & BUSINESS DEVELOPMENT

COLLEGE: WYOMING

BORN: 1/5/71, CASPER, WY

EXP. (NFL/RAVENS): 16/16

**KEVIN ROCHLITZ** joined the Ravens in 2003 and was promoted to senior vice president of corporate sales and business development in 2015. He leads the Ravens' corporate sales department, which includes national and regional partnerships, broadcasting contracts – including day-to-day operations with WBAL-TV, WBAL Radio and 98Rock – and M&T Bank Stadium suite sales.

Among the contracts completed by Rochlitz are partnerships with MedStar Health, AAA, Visa, Coca-Cola, MillerCoors, Anheuser-Busch, Verizon, Southwest Airlines, Maryland Lottery and Dietz and Watson. At M&T Bank Stadium, he created and sold the Talon Pub, as well as the club level bars.

In 2015, Rochlitz led the sale of the Constellation Energy Suite Level at M&T Bank Stadium, while in 2014, he guided a sales team that completed a 10-year, \$60 million partnership extension with M&T Bank, including the continuation of naming rights to M&T Bank Stadium and several community-focused programs. In 2012, Rochlitz coordinated a partnership with Under Armour, which led to the team's training facility being named the Under Armour Performance Center.

Rochlitz also spent five years as senior VP of sales for

Mandalay Sports and Entertainment/Mandalay Pictures, owners of the Dayton Dragons and Frisco Rough Riders. He coordinated the new stadium construction and sold naming rights for each venue (Fifth Third Field in Dayton, Ohio, and Dr Pepper Ballpark in Frisco, Texas). From 1996-97, he was one of the youngest assistant athletic directors in NCAA Division I-A for the University of Miami.

Rochlitz serves on the board of advisors for the D.E.B.S. Sport Business Management program at the University of Central Florida and on the NFL Club Business Development Committee. He is also on the Signal 13 Foundation with the Baltimore City Police Department.

Named a Baltimore Smart CEO Executive of the Year in 2016, Rochlitz was also chosen to participate in the Leadership Baltimore County program from 2015-16. In 2011, he was selected by the U.S. Department of Defense and Secretary Robert Gates to join the Joint Civilian Orientation Conference to better understand and promote the U.S. military.

Rochlitz earned a degree in marketing from the University of Wyoming, where he now sits on the Business Advisory Board. He and his wife, Melissa, have a daughter, Riley (15).



## ROY SOMMERHOF

SENIOR VICE PRESIDENT OF STADIUM OPERATIONS

COLLEGE: ST. THOMAS (MIAMI, FL)

BORN: 1/14/58, BALTIMORE, MD

EXP. (NFL/RAVENS): 23/23

**ROY SOMMERHOF** joined the Ravens during their inaugural season in 1996. He manages all aspects of M&T Bank Stadium, including gameday parking and transportation, security, guest services, custodial services, catering, medical services and stadium maintenance.

Since the stadium's 1998 opening, Sommerhof has spearheaded efforts to make it one of the NFL's best by supervising significant upgrades that enhance the fan experience. Most recently, in 2017, the Ravens began a three-year, approximately \$120 million self-funded project that includes new 4K ultra-high definition video displays, escalators/elevators to the upper deck, a new sound system, upgraded kitchen facilities and club level enhancements.

With his leadership, M&T Bank Stadium received a LEED Gold Certification (Nov. 2013), becoming the first North American outdoor stadium of any kind to achieve this distinction.

Prior to joining the Ravens, Sommerhof spent 16 years working

in ticket sales and stadium operations for the Orioles. He played a key role in the planning, development and execution of the 1992 opening of Oriole Park at Camden Yards.

During his career, he has been involved with numerous special events, including hosting both Pope John Paul II at Oriole Park (1995) and the Queen of England at Memorial Stadium (1991), and the MLB All-Star Game at Oriole Park (1993).

He is also the former chairman of the Gridiron Stadium Network, a consortium of 12 NFL facilities that creates awareness and promotes the assets of its members. The GSN works to optimize opportunities to expand the use of the state-of-the-art facilities for new sports, entertainment, public and private events.

Sommerhof, who was recognized by the Stadium Business Summit as a finalist for 2015 Executive of the Year honor, has a degree in sports administration from St. Thomas. He and his wife, Lina, have two sons, Drew (24) and Cole (16).

## FRONT OFFICE EXECUTIVES



**THERESA ABATO**  
VICE PRESIDENT OF SUITE SALES & SERVICE

COLLEGE: COLLEGE OF NOTRE DAME

BORN: 2/26, BALTIMORE, MD

EXP. (NFL/RAVENS): 21/21

For 21 NFL seasons, Theresa Abato has been responsible for all aspects of the Ravens' private suite business, including sales, client relations and operations for both Ravens games and third-party events. She is responsible for managing suite inventory/ticketing, setting revenue/expense budgets, contracts and fulfillment for 130 suites. Abato and her team of Josh Hartman and Hayward Caswell are committed to reinforcing the first-class standards of the Ravens. Since M&T Bank Stadium's 1998 opening, Theresa has been charged with creating and executing the valuable amenities and experiences suite owners receive. She has been instrumental in growing the suite business from 95 season-owned and 17 "gameday" suites to being soldout in full-season suite relationships for 14-consecutive seasons.



**JIM COLLER**  
VICE PRESIDENT OF FINANCE

COLLEGE: PENN STATE

BORN: 11/30/71, PHILADELPHIA, PA

EXP. (NFL/RAVENS): 20/20

Jim Coller joined the Ravens in 1999. During his time with the organization, he has served a variety of roles for the finance department, with responsibilities that have included overseeing day-to-day accounting functions of the team, assisting in the systematization of key financial activities, coordinating third-party audits and serving as a liaison with various team partners. Prior to joining the Ravens, the Philadelphia native worked for KPMG LLP for five-and-a-half years serving as an auditor for various clients, including the Philadelphia Phillies. Jim is a proud alumnus of Penn State University, where he graduated with a bachelor's degree in accounting. When he is not balancing the books, Jim enjoys spending time with his family. He and his wife, Hope, reside in Hanover, PA, with their two boys, Alex (8) and Evan (4).



**BRAD DOWNS**  
VICE PRESIDENT OF MARKETING

COLLEGE: ROBERT MORRIS

BORN: 2/22/77, WILLIAMSPORT, MD

EXP. (NFL/RAVENS): 17/17

Brad Downs, who joined the Ravens in 2002, leads the team's advertising, branding, game entertainment, fan development, promotions and partnership activation efforts. Under Downs' guidance, the team's youth initiatives were revamped, led by the creation of RISE, a first-of-its-kind youth football platform to encourage participation in the sport and engage with youth through high school football players. The organization is widely recognized as a leader in fan engagement, due in large part to the continued success of its Purple fan club for women. In 2016, Downs was named one of *Baltimore Business Journal's* "40 Under 40" honorees, and in 2017, he was inducted into the Sport Management Hall of Fame at his alma mater, Robert Morris University. Brad also serves on the board of the Ravens Foundation. He and his wife, Amy, have two sons, Zachary (4) and Carter (2).



**NICK FUSEE**  
VICE PRESIDENT OF NETWORKING & HARDWARE

COLLEGE: CARROLL COMMUNITY COLLEGE

BORN: 11/10/65, BANGOR, ME

EXP. (NFL/RAVENS): 19/19

Nick Fusee has been with the Ravens organization since February of 2000. He started with the team's IT department as the network administrator and has overseen a large technology boom during his time in the NFL. Fusee works with IT coordinator Kevin Boyle to maintain all wired networks, wireless networks and desktop support within the organization. He also oversees M&T Bank Stadium's WiFi network on gamedays. Fusee, along with the coaching staff's football information manager, Megan McLaughlin, blazed the path in the NFL for digital playbooks by designing, planning and implementing the current app used today by all Ravens coaches and players. A local graduate of Centennial (Ellicott City, MD) HS, Nick has been married to his wife, Sandy, for 25 years. The couple has two children: Joe (20) and Alex (17).



## FRONT OFFICE EXECUTIVES



**BILL JANKOWSKI**  
VICE PRESIDENT OF INFORMATION TECHNOLOGY

COLLEGE: JOHN CARROLL

BORN: 6/5/65, CLEVELAND, OH

EXP. (NFL/RAVENS): 33/23

Bill Jankowski has been with the franchise in a full-time role since 1986. He was one of 28 to join Art Modell in the team's 1996 move from Cleveland to Baltimore. Jankowski directs the Ravens' IT department, which supports many technological functions for the organization, including business, coaching, stadium operations, scouting, public relations and training operations. Jankowski also helped the team through the transition of moving to Baltimore and has kept the organization on par with today's ever-changing technology world. The Cleveland native works with vice president of networking & hardware Nick Fusee, senior database architect Jeremy Parks, IT security manager Evan Woodard and IT coordinator Kevin Boyle.



**ELIZABETH MEARMAN**  
VICE PRESIDENT OF HUMAN RESOURCES

COLLEGE: MARYLAND, BALTIMORE COUNTY (UMBC)

BORN: 5/25, BALTIMORE, MD

EXP. (NFL/RAVENS): 15/15

Elizabeth Mearman joined the Ravens in 2004. Originally hired as the club's first director of human resources, she designed, developed and implemented many of the HR practices currently in use for the team. Mearman is responsible for the direction and management of the team's HR functions, and together with her staff, she manages hiring, benefits administration, performance and compensation management, employee relations, organizational development, employee engagement and satisfaction. Mearman serves as secretary on the board of the Ravens Foundation, and she is the lead liaison and regional board member of The One Love Foundation, an organization the Ravens support. The Baltimore native has her B.A. in psychology from UMBC and her Professional in Human Resources Certificate. She lives in Millersville with her husband, Joe, their three dogs, Sammi, Charles and Franklin, and their soon-to-be newborn, who is due in Sept. 2018.



**JAY O'BRIEN**  
VICE PRESIDENT OF BROADCASTING & GAMEDAY PRODUCTIONS

COLLEGE: LOYOLA (BALTIMORE)

BORN: 2/11/83, HELMETTA, NJ

EXP. (NFL/RAVENS): 15/15

Jay O'Brien leads a talented staff responsible for all organizational video, including social and digital video content, television shows, preseason game broadcasts and in-stadium entertainment. He also serves as executive producer of the Ravens' gameday productions, which was recognized by *Stadium Journey* in 2017 as the NFL's best fan experience. In recognition of his work, O'Brien has earned an impressive 16 Emmy Awards during his time with the Ravens. He was instrumental in the rebranding and expansion of Ravens Productions, and in 2017, Ravens Productions earned a team-record 13 Emmy nominations. Also in 2017, the *Baltimore Business Journal* named him to their *40 Under 40* list. O'Brien also oversaw the organization's upgrades to the RavensVision video displays and control room at M&T Bank Stadium to HDR and 4K-ready production. He serves on the board of the Ravens Foundation, earned an undergraduate degree in journalism from Loyola College and a master's in business administration from Towson and the University of Baltimore. Jay and his wife, Alex, have a daughter, Siena (3), and a son, Shea (1).



### BALTIMORE RAVENS-M&T BANK PARTNERSHIP

**M&T Bank**  
STADIUM

On May 21, 2014, M&T Bank and the Baltimore Ravens announced a 10-year, \$60 million extension of their partnership, which includes the continuation of naming rights to M&T Bank Stadium and an array of community-focused programs, including a new initiative focused on helping at-risk children in Baltimore. The partnership, which began as a 15-year agreement in 2003 and is extended through 2027, has proven to reach far beyond the stadium and into the community through a range of joint initiatives, including the Touchdown for Teachers program, which honors and recognizes local teachers for their leadership, dedication and commitment to education and for their outstanding service to their school, students and community.

## FRONT OFFICE EXECUTIVES



### **DARREN SANDERS** VICE PRESIDENT OF SECURITY

**COLLEGE:** DeVRY INSTITUTE OF TECHNOLOGY

**BORN:** 5/10/66, BALTIMORE, MD

**EXP. (NFL/RAVENS):** 15/15

Darren Sanders oversees all security-related matters for the organization, including ownership, players, coaches and staff. He is responsible for security measures taken at the team hotels, serves as a personal security escort, directs security at the team's training facility and provides personal safety/security outside of work-related functions. Sanders also provides education on the NFL's personal conduct policy, as well as training and best practices related to state, traffic and weapons laws. Prior to joining the Ravens, Sanders spent 17 years with the Baltimore Police Department, including 11 as a Detective in Criminal Investigation Division, Drug Enforcement Section. In that role, he was selected to serve on the DEA task force, where he received numerous honors for his work in drug enforcement. Sanders also spent time with the BPD's Homicide Division and on uniform patrol, and currently serves as a Sr. Advisor to the BPD. Darren is active in the Baltimore community, where he serves on the Executive Board of the National Academy Foundation and acts as a mentor in Baltimore City's "Year Up" program.



### **CHAD STEELE** VICE PRESIDENT OF PUBLIC RELATIONS

**COLLEGE:** WINTHROP

**BORN:** 10/11/74, WEST POINT, NY

**EXP. (NFL/RAVENS):** 20/17

In his 17th season with the Ravens, Chad Steele directs media efforts for the players, coaches and team executives as the primary liaison with the local and national media. Steele and the three-time Pete Rozelle Award-winning public relations department support other areas in the organization, including providing research for the coaching and football personnel departments, and serving the corporate sales and marketing staffs in their business development efforts. Originally a 1998 season-long intern with the Ravens, he rejoined the team in 2002, following three seasons in the San Francisco 49ers' media relations department. Steele also served two training camp internships with the Carolina Panthers (1996-97). A 1997 graduate of Winthrop University (business administration), Chad and his wife, Wendy, have a daughter, Dylan (8), and a son, Colt (4).



## HARBAUGH IMMORTALIZED WITH STATUE AT ALMA MATER

In April 2014, head coach John Harbaugh was inducted into Miami (OH) University's "Cradle of Coaches Association" and was immortalized with an on-campus statue. Harbaugh's statue joins existing Cradle of Coaches statues for Earl "Red" Blaik, Paul Brown, Carm Cozza, Paul Dietzel, Weeb Ewbank, Ara Parseghian, John Pont and Bo Schembechler. The Cradle of Coaches honors Miami graduates who have earned recognition as national collegiate or professional Coaches of the Year, who have been inducted into the College Football Hall of Fame or the Pro Football Hall of Fame, or whose teams won national collegiate or professional/Super Bowl championships.

Harbaugh was overwhelmed by the honor and by the many supporters, including Ravens GM Ozzie Newsome and team president Dick Cass, who attended the ceremony.

"I don't think you can even express what something like this means. I've been trying to figure it out," he said. "There's nothing like Miami. There's nothing like being back here. Words can't describe my gratitude for being part of this."

Both of John's parents, Jack and Jackie (pictured at right), his brother, University of Michigan head coach Jim Harbaugh, sister, Joani, wife, Ingrid (at right), and daughter, Alison (at right), all made the trip to Oxford, Ohio.

The cross-country visit from Jim was a surprise: "There have been a lot of proud moments, but I've never been more proud of [John] than I am today," Jim said. "I always prided myself on being the tallest Harbaugh, but that all changed today when they unveiled that statue."





# 2018 RAVENS STAFF



**T.J. A'BECKET**  
Ticket Operations &  
Distribution Manager



**JEFF ATKINSON**  
Cinematographer



**HOUEGNON "Q" ATTENOUKON**  
Player Personnel  
Assistant



**TREY BENNETT**  
Corporate Sales  
Account Executive



**MARK BIENVENU**  
Director of Football  
Video Operations



**JILLIAN BLACK**  
Payroll Manager



**MICHAEL BLANKENSHIP**  
Assistant Certified  
Athletic Trainer/  
Physical Therapist



**JERRY BOLLING**  
Assistant Manager  
of Team Services




**KATIE BOLLINGER**  
Manager, Marketing  
& Fan Development



**KEVIN BOYLE**  
Information Technology  
Coordinator



**KATHLEEN BRAUN**  
Seamstress



**MATT BREVET**  
Director of Production



**DENNY BROTHERS**  
Team Services  
Assistant



**CINDY BROWNING**  
Media & Client  
Services Manager



**ANNELIESE BRUCE**  
Graphic Designer



**AVON BRYANT**  
Team Services  
Assistant



**CASSIE CALVERT**  
Social Media  
Coordinator



**DAVID CAMAK**  
Team Services  
Assistant



**HAYWARD CASWELL**  
Suite Services  
Coordinator



**BOBBY CHESNEY**  
Team Services  
Assistant



**AARON CLINE**  
Director of Sales



**DANA CLINE**  
Senior Payables  
Manager



**JOHN CLINE**  
Director of Event  
Operations



**EVAN COHEN**  
Stadium Operations  
Manager



**DAN CONDON**  
Corporate Sales Senior  
Account Executive



**EDDIE COUGHLAN**  
Director of  
Photography



**MELVIN CROSS**  
Security



**PHIL CUNNINGHAM**  
Producer



**TOM CURTIS**  
Team Services  
Assistant



**JACK DANA**  
Broadcasting Media  
Coordinator

# 2018 RAVENS STAFF



**HEATHER DARNEY**  
Dir. of Community Relations/Exec. Dir., Ravens Foundation



**DENARD DAVIS**  
Team Services Assistant



**LISA DIXON**  
Dir. of Special Events/  
Special Assistant to the President



**LOUIS DIXON**  
Team Services Assistant



**MAGGIE DOMANOWSKI**  
Player Personnel Admin. Assistant



**KEVIN DOMBOSKI**  
Assistant Certified Athletic Trainer



**GARRETT DOWNING**  
Social Media Manager/Digital Host



**DEANDRA DUGGANS**  
Manager, Advertising & Branding



**JOHN EISENBERG**  
Columnist



**ERIC EVERS**  
Groundskeeper/  
Equipment Assistant



**JOAN FENNEKOHL**  
Director of Team Travel



**COLLIN FERGUSON**  
Football Video Operations Manager



**KIM FERGUSON**  
Director, Activation & Fan Development



**BRYAN FILKINS**  
Senior Manager/Asst. Head Groundskeeper/  
Equipment Assistant



**DON FOLLETT**  
Head Groundskeeper/  
Senior Director of Fields & Grounds



**FRANK FORNOFF**  
Security



**WHITNEY FOX**  
Customer Service & Club Level Manager



**COLLIN FRANCIS**  
Assistant Certified Athletic Trainer



**COREY FRAZIER**  
Player Personnel Assistant



**DENNIS FRYER**  
Ticket Sales & Hospitality Director



**JAMES FULTON**  
Team Services Assistant



**TINA GALDIERI**  
Cheer Coordinator



**MICHELE GEIMAN**  
Seamstress



**DAVID GHOSTLAW**  
Team Operations Coordinator



**JEROME GILMORE**  
Team Services Assistant



**PATRICK GLEASON**  
Director of Public Relations



**STEVE GROFF**  
Director of Broadcast Technical Operations



**KEEAN HARRELL**  
Community Relations Coordinator



**JOSH HARTMAN**  
Director of Suite Sales & Business Development



**COLLEEN HELAK**  
Guest Experience Manager



# 2018 RAVENS STAFF



**JOE HELLER**  
Assistant Manager  
of Team Services



**ERIN HERBERT**  
Digital Media  
Manager



**KENICO HINES**  
Assistant Equipment  
Manager



**PHIL HOFFMANN**  
Team Photographer



**PATTI HOLTERY**  
Sr. Payroll  
Specialist



**JAMES HOWARD**  
Team Services  
Assistant



**SHAWN HUBBARD**  
Team Photographer



**ERIC HUBBS**  
Ticket Sales &  
Hospitality Coordinator



**LAURA HUMPHREYS**  
Sr. Manager,  
Marketing & Activation



**CHRIS INOUYE**  
Director of Retail



**JORDYN JOHNSON**  
Events &  
Entertainment  
Coordinator



**BRITTANY JORGE**  
Motion Graphics  
Coordinator



**SEAN KANE**  
Groundskeeper



**KATE KASABULA**  
Director of Client  
Services



**SEAN KAUFFMAN**  
Sr. Manager/Assistant  
Head Groundskeeper



**CIARA KAVANAGH**  
PSL Owner Rewards  
& Ticket Sales  
Coordinator



**MATT KEMPEL**  
Client Services  
Coordinator



**MATT KLUG**  
Facilities Maintenance  
Manager



**JESSIE KNAAK**  
Broadcasting  
Coordinator



**JAROD KNOPP**  
Groundskeeper



**KIRSTEN KOENIG**  
Team Services  
Assistant



**REBA KOPPELMAN**  
Director of Finance



**COREY KRAWIEC**  
Manager, Player  
Evaluation & Analytics



**DAVE LANG**  
Director of Digital  
Media



**TERRY LEWIS**  
Team Services  
Assistant



**KEN LISSE**  
Senior Designer



**MATT LITTLE**  
Manager, Marketing &  
Football Outreach



**PAM LUND**  
Executive Assistant to  
the Owner



**JILLIAN MAGNOTTA**  
Client Services  
Coordinator



**MEGAN MALEK**  
Retail Manager

# 2018 RAVENS STAFF



**ILSA MARDEN**  
Director, Events &  
Game Entertainment



**KEITH MATHEWS**  
Director of Facilities  
Maintenance



**ADAM MAZALEWSKI**  
Ticket Operations  
Director



**RANDY McCLUSKEY**  
Corporate Sales  
Account Executive



**LIZ McCROSKEY**  
Accounting Manager



**DAVID McDONALD**  
Football Systems  
Developer



**MARLON McLEAN**  
Facilities Assistant



**RYAN MINK**  
Editorial Manager



**NICK MODISETT**  
Cinematographer



**JACK NICASTRO**  
Business Intelligence  
& Digital Sponsorship  
Coordinator



**KIM NIGGEL**  
Medical Services  
Assistant



**JESSE ODEN**  
Security



**ZACH ORR**  
Player Personnel  
& Coaching  
Administrative Asst.



**JEREMY PARKS**  
Senior Database  
Architect



**P.J. PETEL**  
Fields & Grounds  
Supervisor/Equipment  
Assistant



**LINDSAY PINCKNEY**  
Human Resources  
Coordinator



**NICK PREVAY**  
Graphic Design  
Manager



**WILL RANNEY**  
Groundskeeper/  
Equipment Assistant



**BUD REINECKE**  
Sr. Manager of Team  
Services



**MARISOL RENNER**  
Publications &  
Public Relations  
Specialist



**KATHY RESNIK**  
Seamstress



**ADAM RUDEL**  
Marketing & Football  
Outreach Coordinator



**NATALIE SHAFFER**  
Seamstress



**RON SHAPIRO**  
Special Advisor  
to the Owner



**JOHNNY SHELTON**  
Team Chaplain



**MOË SHOOTS**  
Guest Experience  
Coordinator



**GWEN SIECK**  
Ticket Sales  
Representative



**CRAIG SINGLEBERRY**  
Senior Security  
Manager



**MOLLY SJURSON**  
Client Services  
Manager



**CHAS STALLARD**  
Player Personnel  
Assistant



# 2018 RAVENS STAFF



**KRISTIN STORTINI**  
Assistant General  
Counsel



**JOHN SWANN**  
Team Services  
Assistant



**KELLY TALLANT**  
Community Relations  
Manager



**RICH TAMAYO**  
Director of Guest  
Experience



**JULIE TAMBUSI**  
Sr. Human Resources  
Generalist



**ANNETTE TENNANT**  
Seamstress



**FRANK THOMAS**  
Team Services  
Assistant



**ROB TUNE**  
Entertainment &  
Events Coordinator



**TOM VALENTE**  
Public Relations  
Manager



**CHRIS WACK**  
Corporate Sales  
Account Executive



**JOBIE WALDT**  
Director of Stadium  
Operations



**VALARIE WIDEMAN**  
Receptionist



**KEVIN WILKINS**  
Football Video  
Operations Coordinator



**BRANDON WILLIAMS**  
Mascot Coordinator



**CODY WILLIAMS**  
Manager of Business  
Intelligence & Digital  
Sponsorship



**PATRICK WILLIAMS**  
Player Personnel  
Assistant



**MATTIE WOOD**  
Client Services  
Representative



**TOM WOOD**  
Assistant  
Equipment Manager



**EVAN WOODARD**  
Information Technology  
Security Manager



**JAWAN YANCEY**  
Team Services  
Assistant



**JOHN ZIEMANN**  
Marching Ravens  
President

## PHYSICIANS/MEDICAL TEAM



**DR. ANDREW TUCKER**  
Head Team Physician  
MedStar Health



**DR. LEIGH ANN CURL**  
Chief Orthopedic  
Surgeon  
MedStar Health



**DR. SEAN CURTIN**  
Associate Team  
Physician



**DR. JAMES DREESE**  
Associate Team  
Physician



**DR. RICHARD HINTON**  
Associate Team  
Physician



**SUE JAMES**  
Team Nutritionist



**DR. RICHARD LEVINE**  
Associate Team  
Physician



**DR. ALAN SOKOLOFF**  
Team Chiropractor




**DR. DAVID BALLENGER**  
Team Chiropractor



**DR. PAUL PETTAY**  
Manual Therapy  
Specialist

# UNDER ARMOUR PERFORMANCE CENTER



The Ravens moved into their Owings Mills, MD, training facility in mid-October of 2004. The building, which was named the Under Armour Performance Center in June of 2012, features a brick and stone exterior. The fieldhouse is 83,962 square feet and includes a strength-training area and a full-size indoor practice field. The facility's outdoor practice fields and fieldhouse sit on 32 acres. Almost all of the project's physical construction was provided by Baltimore-area companies and workers.

When the 2016 season concluded, the Ravens launched a \$45 million project to upgrade and expand the Under Armour Performance Center. The massive construction undertaking was fully completed in the summer of 2018.

Over an 18-month project, the Ravens demolished the facility's original one-story north wing, which houses much of the organization's business operations. A new two-story wing was constructed, increasing the area from 9,095 square feet to 23,000 square feet. That expansion created more space for the business side while also providing additional room to enhance the football team's facilities, including the players' locker room, team auditorium, position meeting rooms, scouting/coaching offices and cafeteria. The Ravens also now have 350 parking spaces, allowing more fans the ability to park on the grounds during training camp.


The Ravens have held training camp at their facility since 2011, and part of the recent renovation project included purchasing more land that surrounds the UAPC. The added space is used for parking on the property and allows the organization to now safely host nearly 2,000 fans per day during training camp.



The Under Armour Performance Center's total building measures 232,864 square feet.



A rendering of the Under Armour Performance Center's new north wing.



In the spring of 2018, the Ravens renovated player meeting rooms and the team's locker room (new version shown above) as part of the facility's recent overall expansion.



The Under Armour Performance Center's new north wing (middle right) achieved the prestigious LEED Gold level certification, further recognizing the Ravens' commitment/dedication to sustainability and environmental stewardship.



# UNDER ARMOUR PERFORMANCE CENTER

The facility includes an updated full-service kitchen/cafeteria, player support functions, basketball and racquetball courts, TV/radio studios, plus state-of-the-art requirements for NFL training. Also included at the facility are executive offices, meeting rooms, three outdoor fields and media areas that offer high-speed Internet capability.



*“Everything a team needs to help prepare it to win is available to us. Steve [Bisciotti] delivered a first-class, state-of-the-art training facility and office complex.”*  
– Ravens General Manager & Executive Vice President Ozzie Newsome



The Ravens' have a world-class weight room and conditioning and recovery center, providing players everything they need to train at peak performance.



The Ravens have three Bermuda grass fields on the grounds of their training complex at the Under Armour Performance Center in Owings Mills.



The Under Armour Performance Center houses a brand new, state-of-the-art production studio the team utilizes for in-house digital and TV broadcasting purposes.



The Ravens' indoor facility has a full, 100-yard field made of Shaw Sports Turf that the team uses for offseason training purposes or when the weather becomes inclement.





# RAVENS IN OUR COMMUNITY



## RAVENS FOUNDATION



**Athletes Serving Athletes**

The Ravens Foundation, Inc. is committed to improving, encouraging and enabling the healthy development of youth in Maryland. The foundation focuses on programs that help youth and their families with various needs, including housing, hunger, education, athletics and mentoring.

**Charitable Partners** – The Ravens Foundation recognizes and gives financial and volunteer support to several Baltimore-area charitable partners, including **Athletes Serving Athletes, Playworks Maryland** and **Reading Partners**.

**Ravens Youth Football Grant** – Alongside Under Armour, the Ravens Foundation provides grants for new football equipment and apparel for football teams in Maryland. Packages include jerseys or cleats and socks for all teams within the program. Since its launch seven years ago, the grant has awarded apparel to over 3,000 area children.



**Ravens Youth Football Grant**

**Ravens PLAY 60 Grant** – Now in its 12th year, the Ravens' PLAY 60 Grant has supported over 235 programs and more than 25,000 youth with over \$1.1 million in funding to encourage physical fitness and nutrition education among youth.

**Ravens Scholars** – For 10-consecutive years, the Ravens have recognized five outstanding high school seniors and awarded a \$5,000 renewable scholarship (\$20,000 over four years) to support each scholar's respective college education. Since 2010, the team has committed close to \$600,000 in scholarship funding.

### COMMUNITY IMPACT

In 2017, the Ravens contributed financially to help a number of local causes and organizations, including...

**\$1.4 MILLION COMMITTED** to support domestic violence and sexual assault awareness

**\$1.45 MILLION DONATED** to child development and education (Judy Centers) in Baltimore

**\$1.1 MILLION DONATED** to local nonprofits through the PLAY 60 Grant (since 2007)

**\$250,000 DONATED** to the Western District Police Station renovation

**\$600,000 COMMITTED** to Baltimore Colts alumnus Joe Ehrmann's InSideOut Initiative

**22,625 CHILDREN SERVED** by the Ravens Bookmobile, including 113,125 books distributed

**\$75,000 COMMITTED** to the Seeds of Promise mentoring program at Baltimore City's Renaissance Academy

**\$1 MILLION DONATED** for Hurricane Harvey disaster relief efforts

**\$300,000+ DONATED** to local charity events; also supported 2,108 organizations with in-kind gifts

### ALL COMMUNITY TEAM



The mission of the All Community Team (ACT) is to increase corporate and community awareness of the Ravens Foundation, player foundations and associated local charitable organizations. Through a wide variety of activities and events, the ACT makes a positive impact in the Maryland area while strengthening ties between the Ravens, their partners and the community. Title sponsor M&T Bank joins additional Baltimore corporations as the ACT provides financial and volunteer support to many of the Ravens' community service projects such as the annual back to school drive (below).







## RAVENS SCHOOL RENOVATION

In 2017, the Baltimore Ravens hosted an organization-wide volunteer day to renew and transform Mary Ann Winterling Elementary School. Fully funded by the Ravens Foundation, Inc., the \$175,000 project featured a renovation day and ribbon-cutting ceremony. The Ravens were also joined by representatives from The Heart of America Foundation and Baltimore City Public Schools.

Over 100 volunteers, including current and former Ravens players and staff, flocked together for the restoration event. Tasks included refurbishing the school's cafeteria and gymnasium, painting the hallways and enhancing outdoor landscaping to celebrate the students and community surrounding Mary Ann Winterling Elementary School.

Volunteers also assisted with field day activities and distributed backpacks filled with books to the students. Additionally, the Ravens Bookmobile was on site and accessible throughout the day. The afternoon concluded with a special ribbon-cutting ceremony and project reveal, featuring representatives from each of the organizations involved and select community leaders.



Maxx Williams, Ryan Jensen and Bronson Kaufusi



Ravens  
President  
Dick Cass







## RAVENS IN OUR COMMUNITY

### MILITARY APPRECIATION

The Ravens salute military members of the armed forces through several initiatives, including hosting military members at training camp and practices, hosting workouts for wounded warriors, welcoming home soldiers and showing support through care packages, letters and daily communication. At each home game, the Ravens honor groups, including representatives of the military, first responders, veterans and/or wounded warriors, through the Northrop Gruman Seats for Service program. In addition, joined by Dietz & Watson, the team honors active and veteran servicemen and women with the Hometown Hero Award during the pre-game presentation of the game ball to the referee. At right, **LB C.J. Mosley** carries the American flag on field prior to the Salute to Service game.



### GAMEPLANEARTH

The Ravens GamePlanEarth (GPE), a season-long environmental initiative established and led by the organization to help make Baltimore a more sustainable city. Through this program, the team hopes to further inform fans about the growing environmental challenges and encourage them to recycle, reuse and conserve. GPE is an extension of the team's annual Earth Day celebration and the continued efforts to reinforce M&T Bank Stadium's LEED Gold Certification. For past projects, the team has partnered with Baltimore Beyond Plastic, Baltimore Bike Party, Baltimore Exelon Eco-Team, Baltimore Community ToolBank, Blue Water Baltimore, Parks & People Foundation, Waterfront Partnership's Healthy Harbor, Green Street Academy and The GreenMount School.



### YOUTH FOOTBALL & CONCUSSION AWARENESS

Ravens RISE is the team's football outreach program that provides football players, from youth to high school levels, opportunities to "Play Like A Raven." The program offers Heads Up Football coaching clinics, Ravens home game ticket donations, monetary donations to high school football programs, 7-on-7 football tournaments and the opportunity for team representatives to be honored as High School Coach of the Week and Team Mom of the Year. To date, there are over 17,000 active participants in the Ravens RISE program. Interested players, coaches or team moms are encouraged to register and become part of the Ravens RISE youth football movement, by visiting [baltimoreravens.com/fans/rise](http://baltimoreravens.com/fans/rise).



### PLAY 60

In 2017, the Ravens hosted a PLAY 60 event alongside Special Olympics Maryland (SOMD) to kick off the year-round efforts of the NFL PLAY 60 campaign, which is designed to promote healthy and active lifestyles among today's youth. At right, **QB Joe Flacco** joined teammates and ran through football drills alongside over 100 athletes from SOMD in the team's Under Armour Performance Center field house. In addition, the Ravens hosted school assemblies, and through special partnerships with the American Dairy Association North East, Carroll County Project ACES (Active Children Excel in School) and the Baltimore County Public School System, the team delivered the PLAY 60 message to more than 100,000 local youth.







## RAVENS IN OUR COMMUNITY

### FEMALE LEADERSHIP CONFERENCE

The Ravens hosted the Fourth Annual L.I.F.T. (Leading and Inspiring Females to Thrive) Conference, a leadership seminar for female student-athletes from local high schools. Sophomores and juniors were invited to apply to participate in a day of leadership workshops, guest speakers and a team-building workout at the Under Armour Performance Center. The criteria to be selected included those student-athletes who serve as both an “untitled leader” and “unsung hero” for their sports program. The event is designed to empower the next generation female student-athletes and develop their leadership skills, helping them succeed both on and off the playing field.



### TEAM PURPLE

Team Purple is the official Baltimore Ravens club created just for women. The goal of Team Purple is to provide female Ravens fans a community entirely for themselves and a forum to stay involved with the team and each other through updates, special offers, events and more. In 2017, members of Team Purple participated in the 11th Annual A Purple Evening, which drew over 5,000 female fans to M&T Bank Stadium for on-field activities, Football 101 sessions, fan forums, autograph and photo stations with nearly 25 Ravens players, including **RB Javorius Allen** (right), and exclusive stadium access. Members of Team Purple also had the opportunity to participate in various female-based events, such as the Purple Wine & Dine, Sip 'N Paint, Purple Poses & Pints and the Purple Away Game Trip.



### RENAISSANCE ACADEMY RENOVATION

In 2017, the Baltimore Ravens completed a \$1.5 million renovation project at Renaissance Academy High School in Baltimore City. The Ravens decided to fund the restoration after multiple news stories highlighted the students’ and community’s dedication to the school, amid fears it would be forced to close. At right, Ravens president **Dick Cass**, **TE Benjamin Watson** and Ring of Honor member **S Ed Reed** joined prominent Baltimore officials in the unveiling ceremony in September. The reconstruction included updates to the science and art class rooms, a new lobby at the school’s entrance, the addition of a large student common area and modified office space for social workers and mentors to provide counseling services to students.




### HOLIDAY HAPPENINGS

Thanks to Ravens players, thousands of families receive support, including food and presents, during the holidays. The 2017 food distributions and meal services featured the support of more than 30 Ravens players, including **Marlon Humphrey**, **Tony Jefferson**, **Matthew Judon**, **Anthony Levine Sr.**, **C.J. Mosley**, **Justin Tucker**, **Eric Weddle**, **Brandon Williams** and **Marshal Yanda**. In December, **Brandon Carr** (right) hosted the 13th Annual Holiday Helpers event at a Target store in Owings Mills. Ravens teammates, along with team mascot Poe and Ravens cheerleaders, joined Carr in serving as personal shoppers for area children who received gift certificates courtesy of him, his teammates and Ravens coaches. In addition, multiple players led toy drives and shopping sprees for local underserved youth.



*TERRELL SUGGS*







*BRANDON WILLIAMS*

# 37

**RUNNING BACK**  
6-0 | 218



## JAVORIUS ALLEN

**COLLEGE:** SOUTHERN CALIFORNIA **HS:** LINCOLN (MICCOSUKEE, FL)

**BORN:** 8/27/91, TALLAHASSEE, FL

**EXP. (NFL/RAVENS):** 4/4 **GP/GS (PLAYOFFS):** 40/6 (0/0)



### — KEY TRANSACTIONS —

- Selected by the Ravens in the fourth round (125th overall) of the 2015 NFL Draft
- Was the second of three Ravens' draft picks (OLB Za'Darius Smith, 122nd and CB Tray Walker, 136th) chosen in the fourth round
- Declared for the 2015 NFL Draft after his junior season

### — CAREER HIGHLIGHTS —

- In 2017, rushed for a career-high 591 rushing yards and 4 TDs on 153 carries, adding 250 receiving yards and 2 TDs on 46 receptions
- Scored a career-high 2 rushing TDs at Pit. (12/10/17)
- Blocked a punt, which WR Chris Moore returned 14 yards for a TD, in the 21-14 win vs. Pit. (11/6/16)
- Gained 514 rushing yards and 1 TD on 137 carries (3.8 avg.) and 353 receiving yards and 2 TDs on 45 receptions (7.8) in 16 games as a rookie in 2015
- Was part of a 2015 offense that totaled a single-season franchise-record 4,271 net passing yards and the second-most total net yards (5,749) in team history
- Became the 25th player in team history to post 170 scrimmage yards (107 receiving on 12 receptions and 63 rushing on 17 attempts) at Mia. (12/6/15)...Had a career-long 41-yard TD catch in the contest

### — PERSONAL —

- Often goes by the nickname "Buck"
- Delivered the commencement address at USC's student-athlete graduation ceremony in May 2015
- First job was tending pigs in his hometown
- **First name is pronounced: "juh-VAR-us"**

### — SEASON RECAPS —

#### 2017: (BALTIMORE RAVENS – 16/0)

- Produced a career-high 591 rushing yards and 4 TDs on 153 carries, adding 250 receiving yards (46 catches) to help the Ravens produce the NFL's ninth-ranked scoring attack (24.7 ppg)... Over the last nine games of the season, Baltimore averaged the league's second-most points per contest (29.4)
- Scored a career-high 2 rushing TDs, gaining 25 yards on 9 carries and 32 yards on 2 receptions for an offense that gained a season-high 413 total yards at Pit. (12/10)
- Scored the Ravens' first TD of the game on a 10-yard run in a 23-16 victory vs. Hou. (11/27)

- Caught 7 passes for 44 yards and 1 TD, and registered 21 rushing yards at Ten. (11/5)
- Led the team with 73 rushing yards and 1 TD in the 30-17 victory at Oak. (10/8)
- Gained a team-high 66 yards on 14 carries and caught 5 passes for 35 yards and 1 TD in a 24-10 win vs. Cle. (9/17)
- Carried the ball a team-high 21 times for 71 yards, helping the offense register 157 rushing yards in the 20-0 season-opening victory at Cin. (9/10)

#### 2016: (BALTIMORE RAVENS – 8/0)

- Recorded 34 rushing yards on 9 carries (3.8 avg.)... Competed primarily on special teams, where he registered 1 blocked punt that was returned for a TD by WR Chris Moore
- Inactive for the Ravens' final five games of the season
- Blocked a fourth-quarter punt, which WR Chris Moore returned 14 yards for a TD, in the 21-14 victory vs. Pit. (11/6)
- Ran for a season-high 18 yards on 4 carries vs. Was. (10/9)
- Carried the ball 3 times for 13 yards (4.3 avg.) and registered 2 receptions for 15 yards vs. Oak. (10/2)

#### 2015: (BALTIMORE RAVENS – 16/6)

- Posted 514 rushing yards and 1 TD on 137 carries (3.8 avg.) and 353 receiving yards and 2 TDs on 45 receptions (7.8)... The Ravens produced the second-most total net yards (5,749) in team history
- Scored his first-career rushing TD on a 3-yard plunge and totaled 114 scrimmage yards (a career-high 77 rushing on 17 carries and 35 receiving on 5 catches) in the 20-17 victory vs. Pit. (12/27)
- Tallied career and game highs with 12 catches (third most in franchise history) for 107 receiving yards and a career-long 41-yard TD reception, adding 17 carries for 63 rushing yards, at Mia. (12/6)...Marked the 25th game in Ravens history a player reached 170 scrimmage yards
- Made his first-career NFL start, scored his first-career TD (13-yard reception) and generated 84 scrimmage yards (55 rushing and 29 receiving) in the 33-27 victory at Cle. (11/30)
- Gained 115 scrimmage yards, 67 rushing and 48 receiving, and a game-high 5 first downs after the first-quarter injury to RB Justin Forsett in the 16-13 victory vs. STL (11/22)

### — COLLEGE —

- Competed in 30 games (17 starts) at USC, posting 2,306 rushing yards (14th in school history) and 25 TDs on 417 carries (5.5 avg.)...Also had 63 receptions for 710 yards (11.3 avg) and 2 TDs
- Earned first-team (coaches and media) and second-team (*Phil Steele*) All-Pac-12 and third-team All-American



# 37 JAVORIUS ALLEN

(CollegeSportsMadness.com) honors as a junior in 2014... Was a Doak Walker Award (nation's top RB) semifinalist... Tallied 276 carries for a team-best 1,489 yards (5.4 avg.) and 11 TDs, adding 41 catches for 458 yards (11.2 avg) and 1 TD

- Ran for more than 1,500 yards as a senior in 2010, leading Lincoln to the Florida state Class 4A title
- Also competed in long jump, posting a best of 22-9 ½

- One of three players in the nation with at least 1,450 rushing and 450 receiving yards and the only player with 13 games of 100-plus yards from scrimmage (totaling 1,947) in 2014
- Named USC's MVP (team vote) after rushing 135 times for 785 yards (5.8 avg.) and 14 TDs as a sophomore in 2013... Added 22 catches for 252 yards (11.5 avg) and 1 TD...Posted a single-game school-record 135 rushing yards with 6-or-fewer carries in a road game vs. California
- Graduated with a degree in sociology

## — HIGH SCHOOL —

- Prepped at Lincoln (Tallahassee, FL) HS, where he was named an ESPNU Top 150, SuperPrep All-Dixie honoree and PrepStar All-Southeast choice as a senior

## 2017

### GAME-BY-GAME OFFENSE

Date/Opp.	RUSHING					RECEIVING				
	No.	Yds.	Avg.	LG	TD	No.	Yds.	Avg.	LG	TD
9/10 @ Cin.	21	71	3.4	17	0	0	0	0.0	0	0
9/17 vs. Cle.	14	66	4.7	37	0	5	35	7.0	11	1
9/24 @ Jax.	8	15	1.9	4	0	5	13	2.6	6	0
10/1 vs. Pit.	2	7	3.5	4	0	6	37	6.2	11	0
10/8 @ Oak.	21	73	3.5	9	1	4	12	3.0	8	0
10/15 vs. Chi.	10	49	4.9	12	0	3	17	5.7	14	0
10/22 @ Min.	6	20	3.3	7	0	8	29	3.6	12	0
10/26 vs. Mia.	17	55	3.2	9	0	1	2	2.0	2	0
11/5 @ Ten.	7	21	3.0	7	0	7	44	6.3	10	1
11/19 @ GB	3	8	2.7	5	0	1	9	9.0	9	0
11/27 vs. Hou.	5	15	3.0	10t	1	1	2	2.0	2	0
12/3 vs. Det.	7	22	3.1	10	0	1	4	4.0	4	0
12/10 @ Pit.	6	25	4.2	9t	2	2	32	16.0	20	0
12/17 @ Cle.	13	70	5.4	16	0	1	4	4.0	4	0
12/23 vs. Ind.	8	37	4.6	10	0	1	10	10.0	10	0
12/31 vs. Cin.	5	37	7.4	19	0	0	0	0.0	0	0
<b>Totals</b>	<b>153</b>	<b>591</b>	<b>3.9</b>	<b>37</b>	<b>4</b>	<b>46</b>	<b>250</b>	<b>5.4</b>	<b>20</b>	<b>2</b>



## — ALLEN'S COMMUNITY IMPACT —

- Supported the NFL and Ravens' PLAY 60 initiative, the movement for a more active generation, participating in the team's PLAY 60 All Abilities Clinic with over 100 athletes from Special Olympics Maryland (2017) and by participating in an assembly at General John Stricker Middle School (2015)
- Joined teammates to sign autographs and play games during the Ravens' Purple Evening, an event dedicated to female fans (2017)
- Visited with patients unable to go home for the holidays at Union Memorial Hospital (2017)
- Advocated for the continuation of state funding for the Boys and Girls Clubs of the Big Bend in Tallahassee, FL (2016)
- Distributed 150 holiday food baskets to families in need at the Harry & Jeanette Weinberg Family Center YMCA (2016)
- Alongside the Lady Ravens Association, helped distribute coats and warm weather gear to homeless men at the annual Helping Up Mission Coat Distribution (2015)
- Supports teammates' charitable endeavors, including former teammates' Lardarius Webb's Celebrity Softball Game and Steve Smith Sr.'s Charity Fashion Show (2016)

### REGULAR SEASON

Year	Team	GP	GS	RUSHING					RECEIVING				
				No.	Yards	Avg.	LG	TD	No.	Yards	Avg.	LG	TD
2015	Baltimore	16	6	137	514	3.8	*44	1	45	353	7.8	41t	2
2016	Baltimore	8	0	9	34	3.8	7	0	3	15	5.0	8	0
2017	Baltimore	16	0	153	591	3.9	37	4	46	250	5.4	20	2
<b>Totals</b>		<b>40</b>	<b>6</b>	<b>299</b>	<b>1,139</b>	<b>3.8</b>	<b>44</b>	<b>5</b>	<b>94</b>	<b>618</b>	<b>6.6</b>	<b>41t</b>	<b>4</b>

\* LED TEAM

SPECIAL TEAMS TACKLES (8): 2017 (8)

### CAREER SINGLE-GAME HIGHS (REGULAR SEASON)

#### RUSHING

**Carries:** 22 (11/22/15 vs. STL)  
**Yardage:** 77 (12/27/15 vs. Pit.)

**Long Gain:** 44 (10/11/15 vs. Cle.)  
**Touchdowns:** 2 (12/10/17 at Pit.)

#### RECEIVING

**Receptions:** 12 (12/6/15 at Mia.)  
**Yardage:** 107 (12/6/15 at Mia.)

**Long Gain:** 41t (12/6/15 at Mia.)  
**Touchdowns:** 1 4 times (last: 11/5/17 at Ten.)

**100-yard Receiving Games:** 1 (107 yards, 12/6/15 at Mia.)

**Additional Statistics:** Blocked a punt, which WR Chris Moore returned 14 yards for a TD, vs. Pit. (11/6/16)

# 54

OUTSIDE LINEBACKER  
6-3 | 242



## TYUS BOWSER

COLLEGE: HOUSTON HS: JOHN TYLER (TYLER, TX)  
BORN: 5/23/95, TYLER, TX  
EXP. (NFL/RAVENS): 2/2 GP/GS (PLAYOFFS): 16/0 (0/0)



### — KEY TRANSACTIONS —

- Tyus Bowser was selected by the Ravens in the second round (47th overall) of the 2017 NFL Draft

### — HONORS —

- Pepsi Rookie of the Week (Week 2, 2017)

### — CAREER HIGHLIGHTS —

- Registered his first-career INT (returned for 27 yards) and tallied 1 sack vs. Cle. (9/17/17)
- Posted first-career tackle at Cin. (9/10/17)

### — PERSONAL —

- Played shooting guard on the Houston basketball team during the 2013-14 and 2014-15 seasons
- Said that his basketball background has helped with his ability to play coverage linebacker
- Graduated with a degree in retailing & consumer science

### — SEASON RECAPS —

#### 2017: (BALTIMORE RAVENS – 16/0)

- Totaled 9 tackles (7 solo), 3 sacks (-13 yards), 1 INT (returned 27 yards) and 3 PD for a unit that led the league in both takeaways (34) and INTs (22)...Saw action in all 16 games as a rookie
- Recorded the third QB drop of his career, sacking Ben Roethlisberger (-6 yards) at Pit. (12/10)
- Recorded 1 sack (-5 yards) for a defense that posted a shutout and allowed a season-low 196 yards in a 40-0 win vs. Mia. (10/26)
- Registered his first-career INT (returned for 27 yards) and registered 1 sack vs. Cle. (9/17)...It marked the 17th time in Ravens history that a defender posted at least 1 sack and 1 INT in a game...Additionally, Bowser and S Dawan Landry

(12/24/06 vs. Pit.) are the only Ravens rookies to accomplish the feat...Earned Pepsi Rookie of the Week honors

- Posted his first-career tackle for a defense that forced 5 turnovers (4 INTs and 1 FR) and posted the 11th shutout in team history in the 20-0, season-opening win at Cin. (9/10)

### — COLLEGE —

- Played in 48 games (23 starts) during his four-year career at Houston, recording 136 tackles (70 solo), 21.5 sacks (-144 yards), 27.5 TFL, 2 INTs, 8 PD, 3 FFs and 2 FRs
- Finished his career ranked seventh on the Cougars' all-time sacks list (21.5 sacks)
- Recorded the second-most TFL (12) and tied for the most sacks (8.5) despite missing five games as a senior in 2016... Was named second-team American Athletic Conference and second-team All-AAC by *Phil Steele* his senior year

### — HIGH SCHOOL —

- Prepped at John Tyler (Tyler, TX) HS, where he was named the 16-4A District Defensive MVP, ETSN 4A co-Defensive Player of the Year and AP Class 4A first-team All-State as a senior after recording 59 tackles and 24 sacks

#### 2017

##### GAME-BY-GAME DEFENSE

RAVENS									
Date/Opp.	TT	Solo	Asst.	Sacks	INT	PD	FF	FR	
9/10 @ Cin.	1	1	0	0-0	0-0	0	0	0	0
9/17 vs. Cle.	2	2	0	1-2	1-27	1	0	0	0
9/24 @ Jax.	0	0	0	0-0	0-0	0	0	0	0
10/1 vs. Pit.	1	0	1	0-0	0-0	0	0	0	0
10/8 @ Oak.	0	0	0	0-0	0-0	0	0	0	0
10/15 vs. Chi.	2	2	0	0-0	0-0	0	0	0	0
10/22 @ Min.	0	0	0	0-0	0-0	0	0	0	0
10/26 vs. Mia.	1	1	0	1-5	0-0	1	0	0	0
11/5 @ Ten.	0	0	0	0-0	0-0	0	0	0	0
11/19 @ GB	0	0	0	0-0	0-0	1	0	0	0
11/27 vs. Hou.	0	0	0	0-0	0-0	0	0	0	0
12/3 vs. Det.	0	0	0	0-0	0-0	0	0	0	0
12/10 @ Pit.	1	1	0	1-6	0-0	0	0	0	0
12/17 @ Cle.	1	0	1	0-0	0-0	0	0	0	0
12/23 vs. Ind.	0	0	0	0-0	0-0	0	0	0	0
12/31 vs. Cin.	0	0	0	0-0	0-0	0	0	0	0
<b>Totals</b>	<b>9</b>	<b>7</b>	<b>2</b>	<b>3-13</b>	<b>1-27</b>	<b>3</b>	<b>0</b>	<b>0</b>	<b>0</b>

#### REGULAR SEASON

Year	Team	GP	GS	TACKLES			SACKS		INTERCEPTIONS					FUMBLES		
				TT	Solo	Asst.	No.	Yards	No.	Yards	LG	TD	PD	FF	FR	Yards
2017	Baltimore	16	0	9	7	2	3.0	13.0	1	27	0	0	3	0	0	0
<b>Totals</b>		<b>16</b>	<b>0</b>	<b>9</b>	<b>7</b>	<b>2</b>	<b>3.0</b>	<b>13.0</b>	<b>1</b>	<b>27</b>	<b>0</b>	<b>0</b>	<b>3</b>	<b>0</b>	<b>0</b>	<b>0</b>

#### SPECIAL TEAMS TACKLES (2): 2017 (2)

#### CAREER SINGLE-GAME HIGHS (REGULAR SEASON)

<b>Total Tackles:</b> 2 2 times (last: 10/15/17 vs. Chi.)	<b>INTs:</b> 1 (9/17/17 vs. Cle.)	<b>Forced Fumbles:</b> None
<b>Solo Tackles:</b> 2 2 times (last: 10/15/17 vs. Chi.)	<b>Passes Defensed:</b> 1 3 times (last: 11/19/17 at GB)	<b>Fumble Recoveries:</b> None
<b>Sacks:</b> 1 3 times (last: 12/10/17 at Pit.)		





## 54 TYUS BOWSER



### — BOWSER'S COMMUNITY IMPACT —


- Attended the annual Ravens Beach Bash fan convention in Ocean City, MD (2018)
- Joined the 2017 rookie class at the Helping Up Mission in Baltimore City, visiting with and serving dinner to the residents of the homeless shelter
- Participated in the Ravens' "Sip and Paint" event for breast cancer survivors and those undergoing treatment (2017)
- Joined Ravens alumni and teammates during Jameel McClain's 53 Families Thanksgiving event to serve a warm meal to families in need (2017)
- Joined teammates as a celebrity shopper during Benjamin Watson's Big BENeFit Holiday Shopping Event (2017)



Bowser notched his first-career sack and interception on 9/17/17 vs. the Cleveland Browns in Baltimore's 24-10 win.

# 86

TIGHT END  
6-4 | 270



## NICK BOYLE

COLLEGE: DELAWARE HS: HIGH POINT REGIONAL (SUSSEX, NJ)  
BORN: 2/17/93, POMPTON PLAINS, NJ  
EXP. (NFL/RAVENS): 4/4 GP/GS (PLAYOFFS): 32/13 (0/0)



### — KEY TRANSACTIONS —

- Selected by the Ravens in the fifth round (171st overall) of the 2015 NFL Draft
- Was the first of two Baltimore draft picks in the fifth round (G Robert Myers, 176th)

### — CAREER HIGHLIGHTS —

- In 2017, posted 28 catches for 203 yards, helping the Ravens produce the NFL's No. 9 scoring attack (24.7 ppg)
- Established new career highs with 5 receptions for 36 yards vs. Pit. (10/1/17)
- Recorded 44 receiving yards on 6 receptions (7.3 avg.) in 2016, helping QB Joe Flacco post a franchise-record 4,317 passing yards
- Registered 153 yards on 18 receptions (8.5 avg.) for the league's No. 8 passing attack (266.9 ypg), which gained a single-season franchise-record 4,271 net passing yards, as a rookie in 2015
- Set then-career highs in receiving yards (35) and receptions (3) vs. Jax. (11/15/15)...Secured a career-long 25-yard reception on Baltimore's opening play

### — PERSONAL —

- Has two sisters who were college athletes: Lauren was a four-year starter in basketball at Muhlenberg (PA) College, and Kate played soccer for two seasons at Susquehanna (PA) University
- Favorite offseason hobby is fishing
- Wife, Kristina, who is a nurse, and Boyle were married in June 2018
- Went to long-snapping camps in high school, initially thinking he would be primarily a long snapper in college

### — SEASON RECAPS —

#### 2017: (BALTIMORE RAVENS – 15/11)

- Registered 28 receptions for 203 yards, helping the Ravens produce the NFL's ninth-ranked scoring attack (24.7 ppg)... Over the last nine games of the season, Baltimore averaged the league's second-most points per contest (29.4)
- Caught 1 pass for 11 yards to help the Ravens produce a season high in points in the 44-20 victory vs. Det. (12/3)
- Produced 4 catches for 29 yards and helped pave the way for 174 rushing yards in a 40-0 win vs. Mia. (10/26)
- Registered career highs in receptions (5) and receiving yards (36) vs. Pit. (10/1)
- Started and caught a 14-yard pass in the 20-0, season-opening victory at Cin. (9/10)

#### 2016: (BALTIMORE RAVENS – 6/0)

- Played in the final six games after being activated to the 53-man roster from the Commissioner's Permission Exempt List on 11/26/16...Tallied 6 receptions for 44 yards in helping QB Joe Flacco record a single-season franchise-record 4,317 passing yards
- Produced a career-high-tying 3 receptions for 15 yards at NE (12/12)
- Posted his first catch of the 2016 season with a 20-yard reception on a scoring drive, finishing with 24 receiving yards on 2 receptions in the 38-6 win vs. Mia. (12/4)
- Saw action from scrimmage and on special teams in the 19-14 victory vs. Cin. (11/27) after being activated to the Ravens' 53-man roster on 11/26

#### 2015: (BALTIMORE RAVENS – 11/2)

- Registered 153 yards on 18 receptions (8.5 avg.) for the league's No. 8 passing attack (266.9 ypg), which gained a single-season franchise-record 4,271 net passing yards
- Posted 3 catches for 15 yards at Mia. (12/6)
- Gained a career-high 35 receiving yards on 3 receptions vs. Jax. (11/15)...Posted a career-long 25-yard reception on Baltimore's first play from scrimmage
- Caught a QB Joe Flacco pass to convert a 2-point attempt and posted 20 yards on 2 receptions at Ari. (10/26)
- Recorded his first-career NFL start, posting 12 receiving yards on 3 catches for an offense that scored 16 unanswered points in the 23-20 come-from-behind, OT victory at Pit. (10/1)...Secured a key 7-yard reception to convert a first down on fourth-and-1 on a drive that ended in a K Justin Tucker FG in the fourth quarter

### — COLLEGE —

- Played in 41 games (36 starts) at Delaware, catching 101 passes for 984 yards (9.7 avg.) and 12 TDs...Became the all-time leader among TEs for receptions and ranked No. 2 in receiving yards and TDs
- Posted 37 catches for 304 yards and 4 TDs as a senior in 2014, earning first-team All-CAA and second-team (The Sports Network) and third-team (Beyond Sports Network) All-America recognition
- Majored in economics

### — HIGH SCHOOL —

- Prepped at High Point Regional (Sussex, NJ) HS, where he was a three-year starter on both sides of the ball
- Earned first-team All-Conference honors on defense as a senior, posting a single-season school record 10 sacks
- Was also an All-Conference selection in basketball, serving as a three-year starter and team captain



# 86 NICK BOYLE

## 2017

### GAME-BY-GAME OFFENSE

Date/Opp.	RECEIVING					RUSHING				
	No.	Yds.	Avg.	LG	TD	No.	Yds.	Avg.	LG	TD
9/10 @ Cin.	1	14	14.0	14	0	0	0	0.0	0	0
9/17 vs. Cle.	1	9	9.0	9	0	0	0	0.0	0	0
9/24 @ Jax.	2	14	7.0	7	0	0	0	0.0	0	0
10/1 vs. Pit.	5	36	7.2	14	0	0	0	0.0	0	0
10/8 @ Oak.	1	9	9.0	9	0	0	0	0.0	0	0
10/15 vs. Chi.	2	15	7.5	12	0	0	0	0.0	0	0
10/22 @ Min.	2	12	6.0	8	0	0	0	0.0	0	0
10/26 vs. Mia.	4	29	7.3	12	0	0	0	0.0	0	0
11/5 @ Ten.	INACTIVE - TOE					--	--	--	--	--
11/19 @ GB	1	2	2.0	2	0	0	0	0.0	0	0
11/27 vs. Hou.	1	9	9.0	9	0	0	0	0.0	0	0
12/3 vs. Det.	1	11	11.0	11	0	0	0	0.0	0	0
12/10 @ Pit.	1	1	1.0	1	0	0	0	0.0	0	0
12/17 @ Cle.	1	9	9.0	9	0	0	0	0.0	0	0
12/23 vs. Ind.	3	9	3.0	8	0	0	0	0.0	0	0
12/31 vs. Cin.	2	24	12.0	16	0	0	0	0.0	0	0
<b>Totals</b>	<b>28</b>	<b>203</b>	<b>7.3</b>	<b>16</b>	<b>0</b>	<b>0</b>	<b>0</b>	<b>0.0</b>	<b>0</b>	<b>0</b>



### REGULAR SEASON

Year	Team	GP	GS	RECEIVING					RUSHING				
				No.	Yards	Avg.	LG	TD	No.	Yards	Avg.	LG	TD
2015	Baltimore	11	2	18	153	8.5	25	0	0	0	0	0	
2016	Baltimore	6	0	6	44	7.3	20	0	0	0	0	0	
2017	Baltimore	15	11	28	203	7.3	16	0	0	0	0	0	
<b>Totals</b>		<b>32</b>	<b>13</b>	<b>52</b>	<b>400</b>	<b>7.7</b>	<b>25</b>	<b>0</b>	<b>0</b>	<b>0</b>	<b>0</b>	<b>0</b>	

SPECIAL TEAMS TACKLES (2): 2016 (2)

### CAREER SINGLE-GAME HIGHS (REGULAR SEASON)

#### RECEIVING

##### Receptions:

5 (10/1/17 vs. Pit.)

##### Yardage:

36 (10/1/17 vs. Pit.)

##### Long Gain:

25 (11/15/15 vs. Jax.)

##### Touchdowns:

None

#### RUSHING

##### Carries:

None

##### Yardage:

None

##### Long Gain:

None

##### Touchdowns:

None

**Additional Statistics:** Caught a Joe Flacco pass to convert a 2-point attempt vs. Chi. (10/15/17) and at Ari. (10/26/15); Also posted a 10-yard KOR at Den. (9/13/15)



### — BOYLE'S COMMUNITY IMPACT —

- In April 2018, participated in Special Olympics Maryland's Howard County Inspiration Walk
- Supported the NFL and Ravens' PLAY 60 initiative, by participating in the team's PLAY 60 All Abilities Clinic with over 100 athletes from Special Olympics Maryland (2017)
- Joined teammates as a celebrity shopper during Benjamin Watson's Big BENEfit Holiday Shopping Event (2017)
- Joined teammates during the Ravens' Purple Evening, an event dedicated to female fans (2017)
- Supported the Cecil County Special Olympics by attending the Pine Grove Inn's annual chili cook-off (2016)
- Attended the Goodwill Gridiron Halloween party to benefit Goodwill Industries of the Chesapeake (2015)

# 53

INSIDE LINEBACKER  
5-11 | 232



## BAM BRADLEY

COLLEGE: PITTSBURGH HS: TROTWOOD-MADISON (TROTWOOD, OH)  
BORN: 6/26/94, DAYTON, OH  
EXP. (NFL/RAVENS): 2/2 GP/GS (PLAYOFFS): 2/0 (0/0)



### — KEY TRANSACTIONS —

- Placed on Injured Reserve (knee) on 9/19/17
- Bam Bradley signed with the Ravens as a RFA on 5/5/17...Was one of three undrafted Baltimore rookies (CB Jaylen Hill and FB/DL Patrick Ricard) to make the 2017 Week 1 53-man roster

### — CAREER HIGHLIGHTS —

- Saw action on special teams (two games) as a rookie in 2017, but spent the final 14 games on IR with a knee injury

### — PERSONAL —

- Has nine brothers and four sisters...Older brother, Nicholas Grigsby played with him at Pitt and was a member of the Ravens' practice squad in 2017 prior to being signed by the Patriots
- Attended the same high school as Ravens defensive coordinator Don Martindale
- Graduated with a bachelor's degree in economics

### — COLLEGE —

- In 48 career games, totaled 106 tackles (72 solo), 17 TFL (-63 yards), 4 sacks, 1 INT and 1 FR
- As a senior in 2016, tallied 29 tackles, 5.5 TFL and 1 sack
- Had 33 tackles, including 5 TFL, 1 sack and 1 FF as a junior
- As a sophomore registered 36 tackles, 2 sacks and 1 INT
- Tallied 4 tackles and 1 sack against Houston in the Armed Forces Bowl in 2014 ... Posted 8 stops, including 2.5 TFL and 1 FR as a redshirt freshman

### — HIGH SCHOOL —

- Prepped at Trotwood-Madison (Trotwood, OH) HS
- Was a two-time All-Ohio Division II honoree and the Ohio Southwest District Division II Defensive Player of the Year (2012)
- Compiled 60 tackles, 5 INTs (returning 2 for TDs) and 2 FRs as a senior

### — SEASON RECAPS —

#### 2017: (BALTIMORE RAVENS – 2/0)

- Saw action on special teams in two games prior to being placed on Injured Reserve after suffering a knee injury vs. Cle. (9/17)
- Saw action on special teams in the 20-0 season-opening victory at Cin. (9/10)



### — BRADLEY'S COMMUNITY IMPACT —

- Joined the 2017 rookie class at the Helping Up Mission in Baltimore City, visiting with and serving dinner to the residents of the homeless shelter
- Joined Ravens alumni and teammates during Jameel McClain's 53 Families Thanksgiving event to serve a warm meal to families in need (2017)
- Attended the Ravens 13th annual Holiday Helpers event at Target to shop for gifts with Baltimore youth in need (2017)



#### REGULAR SEASON

Year	Team	TACKLES					SACKS		INTERCEPTIONS					FUMBLES			
		GP	GS	TT	Solo	Asst.	No.	Yards	No.	Yards	LG	TD	PD	FF	FR	Yards	
2017	Baltimore	2	0	0	0	0	0.0	0.0	0	0	0	0	0	0	0	0	0
<b>Totals</b>		<b>2</b>	<b>0</b>	<b>0</b>	<b>0</b>	<b>0</b>	<b>0.0</b>	<b>0.0</b>	<b>0</b>	<b>0</b>	<b>0</b>	<b>0</b>	<b>0</b>	<b>0</b>	<b>0</b>	<b>0</b>	

#### CAREER SINGLE-GAME HIGHS (REGULAR SEASON)

Total Tackles: None	INTs: None	Forced Fumbles: None
Solo Tackles: None	Passes Defensed: None	Fumble Recoveries: None
		Sacks: None



# 13

WIDE RECEIVER  
5-11 | 178



## JOHN BROWN

COLLEGE: PITTSBURG STATE HS: HOMESTEAD  
BORN: 4/3/90, HOMESTEAD, FL  
EXP. (NFL/RAVENS): 5/1 GP/GS (PLAYOFFS): 56/27 (3/2)



### — KEY TRANSACTIONS —

- Signed with Baltimore as an unrestricted free agent (Ari.) on 3/14/18
- Selected by the Cardinals in the third round (91st overall) of the 2014 NFL Draft

### — CAREER HIGHLIGHTS —

- In 2015, set career highs in receptions (65), receiving yards (1,003) and TDs (7)...It also marked Brown's first 1,000-yard season
- In 2014, established an NFL rookie record with 4 game-winning TD receptions, surpassing the previous mark set by R.C. Owens (3) for San Francisco in 1957.

### — PERSONAL —

- At the 2014 NFL Combine, ran the 40-yard dash in 4.34 seconds, the third-fastest time of any player at the event behind WR Brandin Cooks (4.33) and RB Dri Archer (4.26)
- Is motivated by the legacy of his late half-brother, James Walker, who was shot and killed in 2011
- Goes by the nickname "Smokey" or "Smoke"
- Part of a dance group when he was 10 years old and would compete in dance-offs
- Was a general studies major at Pittsburg State

### — SEASON RECAPS —

#### 2017: (ARIZONA CARDINALS – 10/5)

- Appeared in 10 games (five starts), totaling 299 yards and 3 TDs on 21 receptions
- Was inactive for Weeks 12-15 with a toe injury
- Recorded a season-high 52-yard reception on the first play from scrimmage vs. SF (10/1)
- Posted 4 catches for 32 yards and had a 10-yard rush at Det. (9/10)

#### 2016: (ARIZONA CARDINALS – 15/6)

- Appeared in 15 games (six starts) and recorded 39 receptions for 517 yards and 2 TDs...Led the team with 17 punt returns for 119 yards
- Registered a team-high 70 yards on 6 catches at Buf. (9/25)
- Tied a career-high 10 receptions for 144 yards vs. LAR (10/2)...Also marked his fourth-career 100-yard game

#### 2015: (ARIZONA CARDINALS – 15/11, 2/2)

- Set career highs with 65 receptions for 1,003 yards and 7 TDs...Recorded his first-career 1,000-yard season

- Started and recorded 5 passes for 82 yards in Divisional Playoff vs. GB (1/16/16)
- Led the team and set career highs with 10 receptions for 196 yards at Pit. (10/18)...Marked the highest receiving yardage total by a Cardinal in a single game since Anquan Boldin's 217 yards against the Lions on 9/7/03

#### 2014: (ARIZONA CARDINALS – 16/5, 1/0)

- As a rookie, played in all 16 games (five starts) and caught 48 passes for 696 yards and 5 TDs...Ranked second on the team in receptions and TD catches, also finishing third in receiving yards
- Had four game-winning TD receptions on the season, the most by a rookie in NFL history
- Earned his first career start and caught 4 passes for 43 yards vs. Was (10/12)
- Recorded 2 receptions for 29 yards, including his first-career TD, in his NFL debut vs. SD (9/8)

### — COLLEGE —

- Started 34 of 36 games in his three years at Pittsburg State, setting school records with 185 receptions for 3,387 yards and 34 TDs...Also recorded 394 career rushing yards and 6 ground TDs
- As a senior, was a consensus All-American and earned All-MIAA first-team honors, was voted to the Allstate AFCA Good Works Team and earned All-Super Region III
- Began his collegiate career at Mars Hills University in 2008

### — HIGH SCHOOL —

- Prepped at Homestead (FL) High School and earned All-Dade County and Class 6A All-District XVI honors as a senior, helping lead the team to an 8-4 record...Played wide receiver, defensive back and return specialist

#### 2017

##### GAME-BY-GAME OFFENSE

Date/Opp.	RECEIVING					RUSHING				
	No.	Yds.	Avg.	LG	TD	No.	Yds.	Avg.	LG	TD
9/10 @ Det.	4	32	8.0	12	0	1	10	10.0	10	0
9/17 at Ind.	INACTIVE - QUAD					--	--	--	--	--
9/25 vs. Dal.	INACTIVE - QUAD					--	--	--	--	--
10/1 vs. SF	3	47	15.7	18	0	--	--	--	--	--
10/8 @ Phi.	2	26	13.0	13	1	--	--	--	--	--
10/15 vs. TB	3	63	21.0	31	1	--	--	--	--	--
10/22 @ LAR	1	6	6.0	6	0	--	--	--	--	--
11/5 @ SF	1	52	52.0	52	0	--	--	--	--	--
11/9 vs. Sea.	2	27	13.5	18	0	--	--	--	--	--
11/19 @ Hou.	3	18	6.0	9	0	--	--	--	--	--
11/26 vs. Jax.	INACTIVE - TOE					--	--	--	--	--
12/3 vs. LAR	INACTIVE - TOE					--	--	--	--	--
12/10 vs. Ten.	INACTIVE - TOE					--	--	--	--	--
12/17 @ Was.	INACTIVE - TOE					--	--	--	--	--
12/24 vs. NYG	2	28	14.0	15	1	--	--	--	--	--
12/31 @ Sea.	0	0	0.0	0	0	--	--	--	--	--
<b>Totals</b>	<b>21</b>	<b>299</b>	<b>14.2</b>	<b>52</b>	<b>3</b>	<b>1</b>	<b>10</b>	<b>10.0</b>	<b>10</b>	<b>0</b>

# 13 JOHN BROWN

## REGULAR SEASON

Year	Team	GP	GS	RECEIVING					RUSHING				
				No.	Yards	Avg.	LG	TD	No.	Yards	Avg.	LG	TD
2014	Arizona	16	5	48	696	14.5	75t	5	3	-6	-2	2	0
2015	Arizona	15	11	65	1,003	15.4	68	7	3	22	7.3	13	0
2016	Arizona	15	6	39	517	13.3	30t	2	1	10	10	10	0
2017	Arizona	10	5	21	299	14.2	52	3	1	10	10	10	0
<b>Totals</b>		<b>56</b>	<b>27</b>	<b>173</b>	<b>2,515</b>	<b>14.5</b>	<b>75t</b>	<b>17</b>	<b>8</b>	<b>36</b>	<b>4.5</b>	<b>13</b>	<b>0</b>

## CAREER SINGLE-GAME HIGHS (REGULAR SEASON)

### RECEIVING

#### Receptions:

10 (twice; last: 10/2/16 vs. LAR)

#### Yardage:

196 (10/18/15 @ Pit.)

#### Long Gain:

75t (10/26/14 vs. Phi.)

#### Touchdowns:

2 (9/21/14 vs. SF)

### RUSHING

#### Carries:

2 (11/22/15 vs. Cin.)

#### Yardage:

13 (10/4/15 vs. STL)

#### Long Gain:

13 (10/4/15 vs. STL)

#### Touchdowns:

None

Additional Statistics: Career Punt Returns: 17-119, Career Kickoff Returns: 1-51

## POSTSEASON

Year	Team	GP	GS	RECEIVING					RUSHING				
				No.	Yards	Avg.	LG	TD	No.	Yards	Avg.	LG	TD
2014	Arizona	1	0	4	34	8.5	21	0	0	0	0.0	0	0
2015	Arizona	2	2	7	105	15.0	21	0	1	2	2.0	2	0
<b>Totals</b>		<b>3</b>	<b>2</b>	<b>11</b>	<b>139</b>	<b>12.6</b>	<b>21</b>	<b>0</b>	<b>1</b>	<b>2</b>	<b>2.0</b>	<b>2</b>	<b>0</b>

## M&T BANK STADIUM FIRSTS

M&T Bank Stadium opened to start the 1998 season, and the Ravens played their first game on Sept. 6 vs. the Steelers.

EVENT	OPPONENT	DATE	SCORE
<b>First Win</b>	Cincinnati Bengals	9/27/98	31-24, Ravens
<b>First Loss</b>	Pittsburgh Steelers	9/6/98	20-13, Steelers
<b>First Passing TD</b> (Jermaine Lewis from Eric Zeier, 64 Yards - fourth quarter)	Pittsburgh Steelers	9/6/98	20-13, Steelers
<b>First Rushing TD</b> (Priest Holmes, 3-Yard run - first quarter)	Cincinnati Bengals	9/27/98	31-24, Ravens
<b>First Interception</b> (Duane Starks - second quarter)	Pittsburgh Steelers	9/6/98	20-13, Steelers
<b>First Field Goal</b> (Matt Stover, 41 yards - first quarter)	Pittsburgh Steelers	9/6/98	20-13, Steelers
<b>First Blocked Punt</b> (Ed Reed - second quarter: Den. 16-yard line - Led to a Jamal Lewis TD 3 plays later)	Denver Broncos	9/30/02	34-23, Ravens

B A L T I M O R E  
**RAVENS**



# 26

CORNERBACK  
6-1 | 193



## MAURICE CANADY

COLLEGE: VIRGINIA HS: VARINA (HENRICO, VA)

BORN: 5/26/94, RICHMOND, VA

EXP. (NFL/RAVENS): 3/3 GP/GS (PLAYOFFS): 12/2 (0/0)



### — KEY TRANSACTIONS —

- Activated to the 53-man roster on 11/3/17 after being placed on Injured Reserve (knee) on 9/4/17
- Placed on Injured Reserve (thigh) on 10/6/16
- Maurice Canady was selected by the Ravens in the sixth round (209th overall) of the 2016 NFL Draft

### — CAREER HIGHLIGHTS —

- In 2017, returned from Injured Reserve and played in the Ravens' final eight games, posting 24 tackles (19 solo) and 1 PD for a unit that led the league in INTs (22)
- Earned a "game ball" after recording a PD on fourth down to halt the Colts' potential game-winning drive in the 23-16 victory vs. Ind. (12/23/17)
- Registered 6 solo tackles in the 27-10 win at Cle. (12/17/17)
- Posted his first-career tackle in a 23-0 win at GB (11/19/17)
- Recorded 2 special teams tackles in his rookie season in 2016, finishing the season on Injured Reserve after suffering a thigh injury
- Posted his first-career special teams tackle in a 25-20, come-from-behind win at Cle. (9/18/16)

### — PERSONAL —

- Majored in African-American studies at Virginia
- Is a big fan of basketball and NASCAR...Met Dale Earnhardt Jr. at a race event
- **Last name is pronounced: CAN-uh-dee**

### — SEASON RECAPS —

#### 2017: (BALTIMORE RAVENS – 8/2)

- Registered a career-best 24 tackles (19 solo) and 1 PD for a unit that led the league in both takeaways (34) and INTs (22) and finished ranked 12th overall (325.1 ypg)
- Produced a career-best 8 tackles (7 solo) vs. Cin. (12/31)
- Earned a game ball after recording a PD (the first of his career) on fourth down to halt the Colts' potential game-winning drive in the 23-16 victory vs. Ind. (12/23)
- Earned a game ball after recording a PD on fourth down to halt the Colts' final drive in the 23-16 win vs. Ind. (12/23)
- Recorded 6 tackles for a defense that produced 4 takeaways and held the Browns to 146 passing yards in a 27-10 win at Cle. (12/17)
- Produced 5 tackles and 1 PD from scrimmage in a 44-20 victory vs. Det. (12/3)

- Tallied 2 ST tackles and 2 tackles from scrimmage for a defense that produced 3 turnovers and permitted 66 rushing yards in a 23-16 win vs. Hou. (11/27)
- Activated to the 53-man roster from IR on 11/3/17

#### 2016: (BALTIMORE RAVENS – 4/0)

- Appeared in four games in his rookie season, registering 2 special teams tackles prior to being placed on Injured Reserve (thigh) on 10/6
- Saw action on special teams and posted his first-career ST tackle in a 25-20, come-from-behind win at Cle. (9/18)
- Competed on special teams in his first-career NFL game in the 13-7 season-opening victory vs. Buf. (9/11)

### — COLLEGE —

- Played in 44 games at Virginia (34 starts), recording 148 tackles (102 solo), 2 sacks (-28 yards), 6.5 TFL (-44 yards), 5 INTs (108 return yards - 1 TD), 29 PD, 4 FFs and 1 FR
- Also recorded 5 PRs for 126 yards in his career, including a 74-yard PR TD as a senior in 2015
- Named second-team All-ACC in 2014 after recording 37 tackles (23 solo), 1.5 TFL, 3 INTs (returned 69 yards, 1 for a TD), a career-high 12 PD and 1 FF
- In 2012, twice earned ACC Defensive Player of the Week honors (11/5 and 11/12) and *College Sports Madness* ACC Defensive Player of the Week (11/5)

### — HIGH SCHOOL —

- Prepped at Varina (Henrico, VA) HS, where he played CB, WR and QB for the football team...Was a team captain his senior year in 2011, recording 704 passing yards, 1,090 rushing yards and 280 receiving yards...Also had 10 PD and 1 INT, which he returned for a TD
- Named 2011 first-team All-Capital District, All-Central Region utility and the Offensive Player of the Year

#### 2017

##### GAME-BY-GAME DEFENSE

##### RAVENS

Date/Opp.	TT	Solo	Asst.	Sacks	INT	PD	FF	FR
9/10 @ Cin.								
9/17 vs. Cle.								
9/24 @ Jax.								
10/1 vs. Pit.								
10/8 @ Oak.								
10/15 vs. Chi.								
10/22 @ Min.								
10/26 vs. Mia.								
11/5 @ Ten.	0	0	0	0-0	0-0	0	0	0
11/19 @ GB	1	1	0	0-0	0-0	0	0	0
11/27 vs. Hou.	2	1	1	0-0	0-0	0	0	0
12/3 vs. Det.	5	3	2	0-0	0-0	0	0	0
12/10 @ Pit.	1	1	0	0-0	0-0	0	0	0
12/17 @ Cle.	6	6	0	0-0	0-0	0	0	0
12/23 vs. Ind.	1	0	1	0-0	0-0	1	0	0
12/31 vs. Cin.	8	7	1	0-0	0-0	0	0	0
<b>Totals</b>	<b>24</b>	<b>19</b>	<b>5</b>	<b>0-0</b>	<b>0-0</b>	<b>1</b>	<b>0</b>	<b>0</b>

# 26 MAURICE CANADY

## REGULAR SEASON

Year	Team	GP	GS	TACKLES			SACKS		INTERCEPTIONS					FUMBLES			
				TT	Solo	Asst.	No.	Yards	No.	Yards	LG	TD	PD	FF	FR	Yards	
2016	Baltimore	4	0	0	0	0	0.0	0.0	0	0	0	0	0	0	0	0	0
2017	Baltimore	8	2	24	19	5	0.0	0.0	0	0	0	0	1	0	0	0	
<b>Totals</b>		<b>12</b>	<b>2</b>	<b>24</b>	<b>19</b>	<b>5</b>	<b>0.0</b>	<b>0.0</b>	<b>0</b>	<b>0</b>	<b>0</b>	<b>0</b>	<b>1</b>	<b>0</b>	<b>0</b>	<b>0</b>	

SPECIAL TEAMS TACKLES (5): 2016 (2); 2017 (3)

## CAREER SINGLE-GAME HIGHS (REGULAR SEASON)

**Total Tackles:**

8 (12/31/17 vs. Cin.)

**Solo Tackles:**

7 (12/31/17 vs. Cin.)

**INTs:**

None

**Passes Defensed:**

1 (12/23/17 vs. Ind.)

**Forced Fumbles:**

None

**Fumble Recoveries:**

None

**Additional Statistics:** Recovered a fumble on a punt return vs. Det. (12/3/17)

## — CANADY'S COMMUNITY IMPACT —

- Helped promote PLAY 60, the NFL movement for an active generation, by visiting with students during an assembly at Summit Park Elementary School (2017)
- Joined the 2016 rookie class at the Helping Up Mission in Baltimore City, visiting with and serving lunch to the residents of the homeless shelter
- Supported the NFL and Ravens' PLAY 60 initiative, the movement for a more active generation, by participating in the team's PLAY 60 Festival with 300 children from various Baltimore City after-school programs at Patterson Park UTZ Twardowicz Field (2016)
- Supports other charitable endeavors, including former Raven Lardarius Webb's Celebrity Softball Game (2016-17)



Maurice Canady earned a game ball after recording a PD (the first of his career) on fourth down to halt the Colts' potential game-winning drive in the 23-16 victory vs. Ind. (12/23/17).



# 24

CORNERBACK  
6-0 | 210



## BRANDON CARR

COLLEGE: GRAND VALLEY STATE HS: CARMAN-AINSWORTH (FLINT, MI)

BORN: 5/19/86, FLINT, MI

EXP. (NFL/RAVENS): 11/2 GP/GS (PLAYOFFS): 160/160 (4/4)



### — KEY TRANSACTIONS —

- Signed with the Ravens as an UFA (Dal.) on 3/20/17
- Signed with Dallas as an UFA (KC) on 3/14/12
- Originally selected by Kansas City in the fifth round (140th overall) of the 2008 NFL Draft

### — HONORS —

- Cowboys Walter Payton Man of The Year (2014, 2015)
- NFC Defensive Player of the Week (Week 15, 2012)
- *USA Today's* All-Joe Rookie Team (2008)

### — CAREER HIGHLIGHTS —

- Owns 607 tackles (527 solo), 19 INTs (2 returned for touchdowns), 121 PD, 9 FRs, 1 sack and 1 FF
- Starting every game since entering the NFL in 2008, Carr's 160-consecutive starts rank as the NFL's longest active streak among all defenders
- Carr's 160-consecutive starts rank second (Philip Rivers, 192) among all active NFL players
- Carr's 121 PD rank fourth among active NFL players since he was drafted in 2008
- In 2016, posted 61 tackles (53 solo), 1 INT and 9 PD, helping the Cowboys produce a 13-3 record and earn a No. 1 overall seed in the NFC playoffs
- In his debut season with the Cowboys in 2012, registered 53 tackles, 10 PD and 3 INTs, including a theft returned 47 yards for a TD
- Posted a league-leading 25 PD in 2010 for the Chiefs
- Earned a spot on *USA Today's* All-Joe Rookie team after starting all 16 games and registering 73 tackles (70 solo), 2 INTs and 6 PD in his first NFL season (2008)

### — PERSONAL —

- Founded his own foundation, Carr Cares, in 2012, which is geared towards improving child literacy
- Visited multiple schools in Baltimore in 2017 to read to students and even acted as 'Principal For A Day' at Glenmount Elementary School...Also took part in the "Tackle Reading" initiative
- Married his wife, Shatory, in May 2014, and the couple has a daughter, Sidney, and a son, Austin
- Given the nickname, "Iron Horse" while in Kansas City because of his durability
- Listens to a gospel music mix to get himself pumped up on gameday

### — SEASON RECAPS —

#### 2017: (BALTIMORE RAVENS – 16/16)

- Started all 16 games for the 10th-consecutive season, finishing with 56 tackles (50 solo), a team-leading 12 PD and a career-high-tying 4 INTs for a unit that led the league in both takeaways (34) and interceptions (22)
- Registered 4 tackles and notched his fourth INT of the season for a defense that produced 4 takeaways and held the Browns to 146 passing yards in a 27-10 win at Cle. (12/17)
- Produced 3 tackles for a defense that forced 5 turnovers, registered 6 sacks and posted its third shutout of the season in a 23-0 win at GB (11/19)...It marked just the third time in franchise history the Ravens recorded 6 sacks and forced 5 turnovers
- Recorded a team-leading 7 tackles for a defense that posted a shutout and allowed a season-low 196 yards in a 40-0 win vs. Mia. (10/26)
- Posted 6 tackles and 1 INT (33-yard return) at Min. (10/22)
- Started his 150th-career game vs. Chi. (10/15)
- Produced his second INT of the season and posted a game-high 4 PD as a part of a unit that forced 5 turnovers (4 INTs and 1 FR) for the second-consecutive game in a 24-10 win vs. Cle. (9/17)
- Started his 145th-consecutive contest and returned a QB Andy Dalton INT 20 yards in his first game as a Raven...Also tallied 2 tackles for a defense that forced 5 turnovers (4 INTs and 1 FR) and posted the 11th shutout in franchise history in the 20-0, season-opening victory at Cin. (9/10)

#### 2016: (DALLAS COWBOYS – 16/16, 1/1)

- Started all 16 games for the ninth-consecutive season, finishing with 61 tackles (53 solo), 1 INT and 9 PD, helping the Cowboys produce a 13-3 record and earn the No. 1 overall seed in the NFC playoffs
- Notched a season-best 8 tackles (6 solo) at Min. (12/1)
- Recorded a team-high 7 solo stops and tallied 1 PD in the 29-23 OT win vs. Phi. (10/30)
- Totaled 4 tackles and 1 PD in a 42-21 win vs. Det. (12/26)
- Intercepted QB Eli Manning and produced 2 tackles vs. NYG (9/11)

#### 2015: (DALLAS COWBOYS – 16/16)

- Recorded a career-high 76 tackles (60 solo), 6 PD and 1 FR for the NFL's fifth-ranked pass defense (227.0 ypg)
- Totaled 6 tackles, 1 PD and 1 FR at Buf. (12/27)

## 24 BRANDON CARR

- Registered a team-best 7 solo stops at NYG (10/25)
- Tallied a season-high-tying 8 tackles (6 solo) vs. Atl. (9/27)
- Produced 5 solo stops and held WR Odell Beckham Jr. to 44 receiving yards in the season-opening win vs. NYG (9/13)

### 2014: (DALLAS COWBOYS – 16/16, 2/2)

- Totaled 54 tackles, 7 PD, 1 FR and his first-career sack, helping the Cowboys capture the NFC East Division title
- Started both postseason contests, finishing third (tied) on the team with 9 tackles and 1 PD
- Notched 5 solo stops and 1 sack (-7 yards) at Jax. (11/9)
- Led the team with 8 tackles and 1 PD in a 20-17 OT victory vs. Hou. (10/5)
- Started in his 100th-consecutive contest, finishing with 4 tackles and adding 1 FR vs. NO (9/28)

### 2013: (DALLAS COWBOYS – 16/16)

- Finished fourth on the team with 71 tackles and tied for first with 12 PD, adding 3 INTs (1 returned for a TD) and 1 FR
- Registered a crucial fourth-quarter INT in a 31-24 victory at Oak. (11/28)
- Netted a career-high-tying 9 tackles and 1 FR at Det. (10/27)
- Tallied 4 stops, 2 PD and 1 INT for a defense that held the Eagles to 3 points and 209 passing yards at Phi. (10/20)
- Posted a season-best 3 PD, adding 6 tackles vs. Was. (10/13)
- Returned a QB Eli Manning INT 49 yards for a TD with under two minutes remaining in the fourth quarter to help clinch a 36-31 win vs. NYG (9/8)

### 2012: (DALLAS COWBOYS – 16/16)

- In his first season with the Cowboys, totaled 53 tackles and led Dallas in PD (10), INTs (3) and INT yards (120)
- Earned NFC Defensive Player of the Week Honors when he intercepted QB Ben Roethlisberger and tallied a season-high 3 PD vs. Pit. (12/16)
- Returned an INT 37 yards in the fourth quarter to set up RB Demarco Murray's game-winning TD in a 20-19 win at Cin. (12/9)
- Produced his first-career score on a 47-yard interception return and added 4 solo tackles at Phi. (11/11)

### 2011: (KANSAS CITY CHIEFS – 16/16)

- Established a career-high with a team-leading 4 INTs and recorded 45 tackles and 15 PD for the league's sixth-ranked passing defense (201.3 ypg)
- Posted 2 tackles, 2 PD and 1 INT for a defense that gave up just 60 total passing yards at Den. (1/1/17)
- Notched 1 INT for a defense that recorded 7 sacks and allowed just 88 net yards passing at Chi. (12/4)
- Netted 2 PD and 1 INT for a defense that posted a shutout (28-0) and tallied 6 total interceptions at Oak. (10/23)

- Posted 2 stops and intercepted QB Donovan McNabb in a 22-17 win vs. Min. (10/2)

### 2010: (KANSAS CITY CHIEFS – 16/16 1/1)

- Posted a league-leading and career-high 25 PD, adding 57 tackles, 1 INT and 2 FRs...Carr's 25 PD ranked as the fourth most (tied, Dominique Rodgers-Cromartie) a player has recorded in a single season since he entered the NFL (2008)
- Produced 3 tackles in his playoff debut in the AFC Wild Card matchup vs. Bal. (1/9)
- Recorded 5 tackles, 1 PD and 1 FR vs. Oak. (1/2/11)
- Had 2 tackles, 3 PD and 1 theft in a 34-14 win vs. Ten. (12/26)
- Notched a career-high 5 PD for a secondary that gave up just 86 net passing yards vs. Den. (12/5)
- Tallied 8 stops (7 solo) and 1 PD at Ind. (10/10)
- Netted 2 tackles, 1 FR and 3 PD in the 21-14 season-opening victory vs. SD (9/13)

### 2009: (KANSAS CITY CHIEFS – 16/16)

- Registered 61 tackles (56 solo), 1 INT (returned for 31 yards), 1 FF and 2 FRs, while his 19 PD tied (Leigh Bodden and Mike Jenkins) for the NFL's sixth most
- Recorded 3 tackles, 2 PD and 1 INT for a defense that allowed just 66 yards passing vs. Cle. (12/20)
- Tallied 5 stops (4 solo), 1 FF and 1 FR vs. Buf. (12/13)
- Finished second on the team with 8 tackles (all solo) in the 27-24 OT win vs. Pit. (11/22)
- Posted 4 solo tackles and a season-best (tied) 3 PD at NYG (10/4)

### 2008: (KANSAS CITY CHIEFS – 16/16)

- Named to *USA Today's* All-Joe Rookie Team (players who are critical to their team, but don't receive Pro Bowl nods) after totaling 73 tackles (70 solo), 2 INTs, 6 PD and 2 FRs
- Produced 5 tackles, 1 PD and a 35-yard interception return vs. TB (11/2)
- Notched his first-career INT, which he returned for 32 yards, and posted 2 stops, 3 PD and 1 FR vs. Den. (9/28)
- Finished with a team and career-high (since tied) 9 tackles at Atl. (9/21)
- Registered 3 tackles and 1 FR in his NFL debut at NE (9/7)

### — COLLEGE —

- Compiled a 50-4 record and won two NCAA Division II titles in his four seasons at Grand Valley State, appearing in 49 games (42 starts) and recording 206 tackles, 11 INTs (1 returned for a TD), 39 PD and 2 FRs
- Earned first-team All-American honors from the *NFL Draft Report* and second-team All-American honors from the *Associated Press* as a senior after finishing with 45 tackles, 2 INTs and a team-high 13 PD...Also named the All-Great Lakes Intercollegiate Defensive Back of the Year and received first-team All-Conference accolades



# 24 BRANDON CARR

- As a junior, posted 71 tackles and team highs in PD (15) and INTs (6), earning first-team All-GLIAC and first-team All-American honors...Helped the Lakers capture their second-consecutive Division II national championship
- Earned first-team All-GLIAC after helping lead Grand Valley State to a Division II national title and recording 78 tackles, 3 INTs (1 returned for a TD) and 9 PD as a sophomore in 2005
- Saw action in eight contests as a true freshman in 2004, finishing the season with 12 tackles and 2 PD

## — HIGH SCHOOL —

- Prepped at Carman-Ainsworth (Flint, MI) HS, where he earned All-Conference honors as a cornerback
- Recorded 53 tackles, 2 INTs on defense as a senior, while posting 24 receptions for 431 yards and 4 TDs as a WR
- Also lettered in basketball

## 2017

### GAME-BY-GAME DEFENSE

#### RAVENS

Date/Opp.	TT	Solo	Asst.	Sacks	INT	PD	FF	FR
9/10 @ Cin.	2	2	0	0-0	1-20	2	0	0
9/17 vs. Cle.	3	3	0	0-0	1-4	4	0	0
9/24 @ Jax.	2	2	0	0-0	0-0	0	0	0
10/1 vs. Pit.	4	3	1	0-0	0-0	0	0	0
10/8 @ Oak.	2	1	1	0-0	0-0	0	0	0
10/15 vs. Chi.	2	1	1	0-0	0-0	0	0	0
10/22 @ Min.	6	5	1	0-0	1-33	1	0	0
10/26 vs. Mia.	7	7	0	0-0	0-0	0	0	0
11/5 @ Ten.	4	3	1	0-0	0-0	0	0	0
11/19 @ GB	3	2	1	0-0	0-0	0	0	0
11/27 vs. Hou.	3	3	0	0-0	0-0	0	0	0
12/3 vs. Det.	2	2	0	0-0	0-0	0	0	0
12/10 @ Pit.	6	6	0	0-0	0-0	1	0	0
12/17 @ Cle.	4	4	0	0-0	1-0	1	0	0
12/23 vs. Ind.	3	3	0	0-0	0-0	1	0	0
12/31 vs. Cin.	3	3	0	0-0	0-0	2	0	0
<b>Totals</b>	<b>56</b>	<b>50</b>	<b>6</b>	<b>0-0</b>	<b>4-57</b>	<b>12</b>	<b>0</b>	<b>0</b>

### REGULAR SEASON

Year	Team	GP	GS	TACKLES			SACKS		INTERCEPTIONS					FUMBLES		
				TT	Solo	Asst.	No.	Yards	No.	Yards	LG	TD	PD	FF	FR	Yards
2008	Kansas City	16	16	73	70	3	0.0	0.0	2	67	35	0	6	0	2	0
2009	Kansas City	16	16	61	56	5	0.0	0.0	1	31	31	0	19	1	2	1
2010	Kansas City	16	16	57	46	11	0.0	0.0	1	0	0	0	#25	0	2	23
2011	Kansas City	16	16	45	39	6	0.0	0.0	*4	17	14	0	15	0	0	0
2012	Dallas	16	16	53	48	5	0.0	0.0	*3	*120	47t	1	*10	0	0	0
2013	Dallas	16	16	71	60	11	0.0	0.0	3	49	49t	1	*12	0	1	0
2014	Dallas	16	16	54	45	9	1.0	7.0	0	0	0	0	7	0	1	0
2015	Dallas	16	16	76	60	16	0.0	0.0	0	0	0	0	6	0	1	0
2016	Dallas	16	16	61	53	8	0.0	0.0	1	0	0	0	9	0	0	0
2017	Baltimore	16	16	56	50	6	0.0	0.0	4	57	33	0	*12	0	0	0
<b>Totals</b>		<b>160</b>	<b>160</b>	<b>607</b>	<b>527</b>	<b>80</b>	<b>1.0</b>	<b>7.0</b>	<b>19</b>	<b>341</b>	<b>49t</b>	<b>2</b>	<b>121</b>	<b>1</b>	<b>9</b>	<b>24</b>

\*LED TEAM # LED NFL

SPECIAL TEAMS TACKLES (1): 2009 (1)

### CAREER SINGLE-GAME HIGHS (REGULAR SEASON)

#### Total Tackles:

9 2 times (last: 10/27/13 at Det.)

#### Solo Tackles:

9 (9/21/08 at Atl.)

#### Sacks:

1 (11/9/14 at Jax.)

#### INTs:

1 19 times (last: 12/17/17 at Cle.)

#### Passes Defensed:

5 (12/5/10 vs. Den.)

#### Forced Fumbles:

1 (12/13/09 vs. Buf.)

#### Fumble Recoveries:

1 (12/27/15 at Buf.)

### POSTSEASON

Year	Team	GP	GS	TACKLES			SACKS		INTERCEPTIONS					FUMBLES			
				TT	Solo	Asst.	No.	Yards	No.	Yards	LG	TD	PD	FF	FR	Yards	
2010	Kansas City	1	1	3	3	0	0.0	0.0	0	0	0	0	0	0	0	0	0
2014	Dallas	2	2	9	9	0	0.0	0.0	0	0	0	0	1	0	0	0	
2016	Dallas	1	1	3	3	0	0.0	0.0	0	0	0	0	0	0	0	0	
<b>Totals</b>		<b>4</b>	<b>4</b>	<b>15</b>	<b>15</b>	<b>0</b>	<b>0.0</b>	<b>0.0</b>	<b>0</b>	<b>0</b>	<b>0</b>	<b>0</b>	<b>1</b>	<b>0</b>	<b>0</b>	<b>0</b>	

## CARR IS THE "IRON HORSE"

- Starting every game since entering the NFL in 2008, Carr's 160-consecutive starts rank as the NFL's longest active streak among all defenders (entering 2018).
- Amazingly, Carr's 160-consecutive starts rank second (Philip Rivers, 192) among all active NFL players.

## 24 BRANDON CARR



### — CARR'S COMMUNITY IMPACT —

- Hosted the Ravens' 13th annual Holiday Helpers event at Target to shop for gifts with Baltimore youth in need (2017)
- Visited students at Roots and Branches Elementary School to read books and promote youth literacy (2017)
- Served as the "Principal for a Day" and read to students at Glenmount Elementary School (2017)
- Competed in the Player Philanthropy Fund (PPF) Celebrity Cornhole Challenge fundraiser (2017)
- Joined teammates to sign autographs and play games during the Ravens' Purple Evening, an event dedicated to female fans (2017)
- Founded in 2012, the Carr Cares Foundation focuses on educational enrichment and literacy initiatives, in addition to physical fitness and nutrition education for youth... Started the Carr Cares Reading Buddy Program to develop positive, one-to-one mentoring relationships with students, encouraging them to value literacy programs and activities in and out of the school environment
- Donated \$110,000 to support children and their families affected by the water crisis in his hometown of Flint, MI
- Consistent supporter of the NFL's PLAY 60 campaign and encourages youth to be active for at least 60 minutes a day through various PLAY 60 events
- Served as a voice for domestic violence awareness following the deaths of former Chiefs teammate and friend Jovan Belcher and Belcher's girlfriend, Kasandra Perkins



One of the NFL's most active players in giving back to his community, in 2017 (his first season with the Ravens), Carr hosted the Ravens' 13th annual Holiday Helpers event (above) at Target and served as the "Principal for a Day," helping teach and read to students at Glenmount Elementary School.



# 36

**SAFETY**  
6-0 | 205



## CHUCK CLARK

**COLLEGE:** VIRGINIA TECH **HS:** KING'S FORK (SUFFOLK, VA)  
**BORN:** 4/19/95, PHILADELPHIA, PA  
**EXP. (NFL/RAVENS):** 2/2 **GP/GS (PLAYOFFS):** 15/0 (0/0)



### — KEY TRANSACTIONS —

- Chuck Clark was selected by the Ravens in the sixth round (186th overall) of the 2017 NFL Draft

### — CAREER HIGHLIGHTS —

- Tabbed a career-best 2 tackles from scrimmage vs. Cin. (12/31/17)
- Recorded his first-career special teams tackle in a 24-10 win vs. Cle. (9/17/17)

### — PERSONAL —

- Looked up to NFL safeties Sean Taylor and Brian Dawkins when he was younger...One of his favorite current players is Tyrann Mathieu
- Blueberry pancakes and blueberry donuts are two of his favorite foods
- Following football, would like to pursue a career working to help guide and counsel troubled teens
- Graduated with a human development degree and minor in sociology from Virginia Tech

### — SEASON RECAPS —

#### 2017: (BALTIMORE RAVENS – 15/0)

- Produced 8 special teams tackles, 5 tackles from scrimmage (all solo) and 2 PD for a unit that led the league in both takeaways (34) and interceptions (22)
- Recorded a career-best 2 tackles from scrimmage vs. Cin. (12/31)
- Notched his first-career special teams tackle in a 24-10 win vs. Cle. (9/17)
- In his first-career game, saw action on special teams and for a defense that forced 5 turnovers (4 INTs and 1 FR) and posted the 11th shutout in franchise history in the 20-0, season-opening victory at Cin. (9/10)

### — COLLEGE —

- Finished third on the team with 94 total tackles, adding 2 PD and 1 FF en route to earning first-team All-ACC honors by *Pro Football Focus* and honorable mention All-ACC honors by ACSMA
- As a junior, tallied a career-high 107 tackles (65 solo), including 3 TFL and 1 sack...Added 1 INT, 9 PD and 1 FR
- Produced 22 tackles from scrimmage as a true freshman... Selected to the All-ACC Academic Team

### — HIGH SCHOOL —

- Prepped at King's Fork (Suffolk, VA) HS, where he was tabbed second-team All-State as a senior (2012) and garnered first-team All-Region, All-District and All-Tidewater honors as a junior and senior...Was named the Southeastern District Defensive Player of the Year both his junior and senior seasons
- As a senior, tallied 57 tackles and 4 INTs (3 returned for TDs)...Also returned 6 punts for 188 yards and 1 TD... Recorded 58 tackles and recovered 5 fumbles as a junior, in addition to rushing for 788 yards and 6 TDs

#### 2017

##### GAME-BY-GAME DEFENSE

##### RAVENS

Date/Opp.	TT	Solo	Asst.	Sacks	INT	PD	FF	FR
9/10 @ Cin.	0	0	0	0-0	0-0	0	0	0
9/17 vs. Cle.		SAW ACTION ON SPECIAL TEAMS						
9/24 @ Jax.	1	1	0	0-0	0-0	0	0	0
10/1 vs. Pit.	0	0	0	0-0	0-0	0	0	0
10/8 @ Oak.		SAW ACTION ON SPECIAL TEAMS						
10/15 vs. Chi.		SAW ACTION ON SPECIAL TEAMS						
10/22 @ Min.	1	1	0	0-0	0-0	0	0	0
10/26 vs. Mia.		SAW ACTION ON SPECIAL TEAMS						
11/5 @ Ten.		INACTIVE - THIGH						
11/19 @ GB	0	0	0	0-0	0-0	1	0	0
11/27 vs. Hou.		SAW ACTION ON SPECIAL TEAMS						
12/3 vs. Det.	1	1	0	0-0	0-0	0	0	0
12/10 @ Pit.	0	0	0	0-0	0-0	0	0	0
12/17 @ Cle.		SAW ACTION ON SPECIAL TEAMS						
12/23 vs. Ind.		SAW ACTION ON SPECIAL TEAMS						
12/31 vs. Cin.	2	2	0	0-0	0-0	1	0	0
<b>Totals</b>	<b>5</b>	<b>5</b>	<b>0</b>	<b>0-0</b>	<b>0-0</b>	<b>2</b>	<b>0</b>	<b>0</b>

#### REGULAR SEASON

Year	Team	GP	GS	TACKLES			SACKS		INTERCEPTIONS				FUMBLES			
				TT	Solo	Asst.	No.	Yards	No.	Yards	LG	TD	PD	FF	FR	Yards
2017	Baltimore	15	0	5	5	0	0.0	0.0	0	0	0	0	2	0	0	0
<b>Totals</b>		<b>15</b>	<b>0</b>	<b>5</b>	<b>5</b>	<b>0</b>	<b>0.0</b>	<b>0.0</b>	<b>0</b>	<b>0</b>	<b>0</b>	<b>0</b>	<b>2</b>	<b>0</b>	<b>0</b>	<b>0</b>

SPECIAL TEAMS TACKLES (8): 2017 (8)

#### CAREER SINGLE-GAME HIGHS (REGULAR SEASON)

**Total Tackles:**  
2 (12/31/17 vs. Cin.)  
**Solo Tackles:**  
2 (12/31/17 vs. Cin.)  
**Sacks:**  
None

**INTs:**  
None  
**Passes Defensed:**  
1 2 times (last: 12/31/17 vs. Cin.)

**Forced Fumbles:**  
None  
**Fumble Recoveries:**  
None

# 34

**RUNNING BACK**  
5-10 | 208



## ALEX COLLINS

**COLLEGE:** ARKANSAS **HS:** SOUTH PLANTATION (FORT LAUDERDALE, FL)  
**BORN:** 8/26/94, FORT LAUDERDALE, FL  
**EXP. (NFL/RAVENS):** 3/2 **GP/GS (PLAYOFFS):** 26/12 (2/0)



### — KEY TRANSACTIONS —

- Activated from Baltimore's practice squad to the 53-man roster on 9/16/17
- Signed to the Ravens' practice squad on 9/5/17 after being waived by the Seahawks on 9/2/17
- Originally selected by Seattle in the fifth round (171st overall) of the 2016 NFL Draft

### — CAREER HIGHLIGHTS —

- In 2017, had a team-leading and career-high 973 rushing yards and 6 TDs on 212 carries (4.6 avg.)...Also posted career bests in catches (23) and receiving yards (187)
- Scored multiple TDs (2) for the first time in his career, gaining 75 yards on 15 carries (5.0 avg.) in a 44-20 win vs. Det. (12/3/17)
- Recorded the first 100-yard rushing game of his career, totaling 113 yards on 18 attempts (6.3 avg.) in a 40-0 win vs. Mia. (10/26/17)
- Rushed for 82 yards on 9 carries in two consecutive contests: vs. Pit. (10/1/17) and at Jax. (9/24/17, in London)
- In his rookie season with Seattle in 2016, rushed for 125 yards and 1 TD on 31 carries (4.0 avg.), adding 11 receptions for 84 yards
- Tallied 55 total yards (27 rushing and 28 receiving) in the 2016 postseason with the Seahawks

### — PERSONAL —

- Trained at the Drake School of Irish Dance in preparation for the 2016 NFL Draft and still enjoys it...Credits Irish Dance for helping with his footwork and conditioning
- Traveled to Ireland as part of an NFL UK tour (March 2018), taking part in several events, including doing an Irish Dance move along the Cliffs of Moher
- Appeared on the 2018 CBS TV show "Most Valuable Performer" and performed Irish Dancing...Teammates Justin Tucker and Brandon Williams were also on the show, with Tucker winning the competition
- Star lacrosse player in high school, producing a highlight tape that went viral
- Can play the keyboard and enjoys all types of music
- Majored in criminal justice at Arkansas

### — SEASON RECAPS —

#### 2017: (BALTIMORE RAVENS – 15/12)

- Finished ninth in the NFL and fourth in the AFC with a 4.6 ypc rushing average, posting career and team highs in rushing yards (973), attempts (212) and rushing TDs (6)

- In addition to his rushing totals, Collins registered a career-best 187 receiving yards on 23 receptions, helping the Ravens produce the NFL's ninth-ranked scoring attack (24.7 ppg)...Over the last nine games of the season, Baltimore averaged the league's second-most points per contest (29.4)
- Led the Ravens with 66 yards from scrimmage (51 rushing & 15 receiving) in the 23-16 victory vs. Ind. (12/23)
- Recorded single-game career bests in rushing yards (120) and receiving yards (46), adding 1 TD for an offense that gained a season-high 413 total yards at Pit. (12/10)
- Carried the ball 15 times for 75 yards, registering a career-high 2 rushing TDs and helping the Ravens produce a season high in points in the 44-20 victory vs. Det. (12/3)... With his two scores, Collins became the first Raven since RB Willis McGahee in 2010 to post a rushing TD in three-consecutive games
- Scored a rushing TD for the second-consecutive week, recording 60 yards on 16 carries in a win vs. Hou. (11/27)
- Registered a team-high 20 carries for 49 yards, including his first Ravens' TD, and had a season-high 4 catches for 22 yards in a 23-0 win at GB (11/19)
- Earned a game ball after recording the first 100-yard rushing game of his career, registering 113 yards on 18 attempts (6.3 avg.), in a 40-0 win vs. Mia. (10/26)
- Earned his first-career start and produced 82 yards on 9 carries, including a personal-best 50-yard run, vs. Pit. (10/1)
- Posted 82 rushing yards on 9 carries at Jax. (9/24, in London)
- Recorded 42 rushing yards on 7 carries (6.0 avg.) in his first action with the Ravens in a 24-10 win vs. Cle. (9/17)
- Activated from the practice squad to the 53-man roster

#### 2016: (SEATTLE SEAHAWKS – 10/0, 2/0)

- Posted 125 rushing yards and 1 TD on 31 carries, also producing 11 receptions for 84 yards...Recorded 27 rushing yards and 28 receiving yards in the playoffs
- Caught 2 passes for 17 yards and gained 14 yards on 2 carries in the Divisional Playoff at Atl. (1/14/17)
- Totaled a career-best 55 rushing yards on 7 carries (7.9 avg.), including a career-long 26-yarder in a 25-23 win at SF (1/1/17)
- Registered 47 yards from scrimmage, posting 28 rushing yards and 19 receiving yards vs. Ari. (12/24)
- Carried the ball 7 times for 23 yards and posted 33 receiving yards on 3 receptions (11.0 avg.) at GB (12/11)
- Scored his first-career TD on a 2-yard run in a 26-24 win vs. Atl. (10/16)



# 34 ALEX COLLINS

## — COLLEGE —

- Played in 38 games (14 starts) in his three-year career at Arkansas, becoming only the third player in SEC history to open his career with three-consecutive 1,000-yard seasons on the ground, joining Darren McFadden (Arkansas) and Herschel Walker (Georgia)
- Finished his career ranked second all time in school history in career rushing yards (3,703) and 100-yard games (17) and fourth in rushing TDs (36)...Added 27 receptions for 167 yards
- As a junior in 2015, finished as a Doak Walker Award semifinalist and earned *Associated Press* second-team All-SEC honors after posting 1,577 rushing yards on 271 carries (5.8 avg.), 95 yards on 13 receptions and a school-record 21 rushing TDs
- Played in 13 games (two starts) as a sophomore in 2014, finishing the season with 1,100 rushing yards and 12 TDs on 204 carries (5.4 avg.)
- Named SEC Freshman of the Year, a Freshman All-American and to the SEC All-Freshman team in 2013 after producing 1,026 yards on 190 carries (5.4 avg.)...Became the first true freshman in FBS since Oklahoma's Adrian Peterson (2004) to begin career with three-straight 100-yard rushing games

PLAY LIKE A  
RAVEN

## — HIGH SCHOOL —

- Prepped at South Plantation (Plantation, FL) HS, where he was ranked as the No. 1 running back in the country, No. 5 prospect in Florida and No. 17 overall in the nation by 247sports.com
- Rushed for 1,400 yards and 14 TDs as a senior despite missing three games due to injury, helping his team win the district title
- Named Broward County Player of the Year as a junior in 2011 after rushing for 1,786 yards and 28 TDs
- Also played lacrosse and ran the third leg on South Plantation's 4x100 relay team

### 2017

#### GAME-BY-GAME OFFENSE

Date/Opp.	RAVENS RUSHING					RECEIVING				
	No.	Yds.	Avg.	LG	TD	No.	Yds.	Avg.	LG	TD
9/10 @ Cin.	ON RAVENS' PRACTICE SQUAD									
9/17 vs. Cle.	7	42	6.0	16	0	0	0	0.0	0	0
9/24 @ Jax.	9	82	9.1	19	0	0	0	0.0	0	0
10/1 vs. Pit.	9	82	9.1	50	0	0	0	0.0	0	0
10/8 @ Oak.	12	55	4.6	25	0	0	0	0.0	0	0
10/15 vs. Chi.	15	74	4.9	30	0	0	0	0.0	0	0
10/22 @ Min.	10	30	3.0	8	0	0	0	0.0	0	0
10/26 vs. Mia.	18	113	6.3	19	0	2	30	15.0	27	0
11/5 @ Ten.	13	43	3.3	14	0	1	3	3.0	3	0
11/19 @ GB.	20	49	2.5	9	1	4	22	5.5	21	0
11/27 vs. Hou.	16	60	3.8	29	1	2	-3	-1.5	0	0
12/3 vs. Det.	15	75	5.0	11	2	2	23	11.5	14	0
12/10 @ Pit.	18	120	6.7	21	1	2	46	23.0	37	0
12/17 @ Cle.	12	19	1.6	6	0	5	33	6.6	14	0
12/23 vs. Ind.	18	51	2.8	14	0	3	15	5.0	15	0
12/31 vs. Cin.	20	78	3.9	17	1	2	18	9.0	11	0
<b>Totals</b>	<b>212</b>	<b>973</b>	<b>4.6</b>	<b>50</b>	<b>6</b>	<b>23</b>	<b>187</b>	<b>8.1</b>	<b>37</b>	<b>0</b>

#### REGULAR SEASON

Year	Team	GP	GS	RUSHING					RECEIVING				
				No.	Yards	Avg.	LG	TD	No.	Yards	Avg.	LG	TD
2016	Seattle	11	0	31	125	4.0	26	1	11	84	7.6	14	0
2017	Baltimore	15	12	*212	*973	*4.6	50	*6	23	187	8.1	37	0
<b>Totals</b>		<b>26</b>	<b>12</b>	<b>243</b>	<b>1,098</b>	<b>4.5</b>	<b>50</b>	<b>7</b>	<b>34</b>	<b>271</b>	<b>8.0</b>	<b>37</b>	<b>0</b>

#### \*LED TEAM

#### CAREER SINGLE-GAME HIGHS (REGULAR SEASON)

##### RUSHING

**Carries:** 20 2 times (last: 12/31/17 vs. Cin.)  
**Yardage:** 120 (12/10/17 at Pit.)

**Long Gain:** 50 (10/1/17 vs. Pit.)  
**Touchdowns:** 2 (12/3/17 vs. Det.)

##### RECEIVING

**Receptions:** 5 (12/17/17 at Cle.)  
**Yardage:** 46 (12/10/17 at Pit.)

**Long Gain:** 37 (12/10/17 at Pit.)  
**Touchdowns:** None

100-yard Rushing Games: 2 (last: 120 yards, 12/10/17 at Pit.)

#### KICKOFF RETURNS

Year	Team	GP	GS	KICKOFF RETURNS					PUNT RETURNS				
				No.	Yards	Avg.	LG	TD	No.	FC	Yards	Avg.	LG
2016	Seattle	11	0	0	0	0.0	0	0	0	0	0.0	0	0
2017	Baltimore	15	12	2	50	25.0	27	0	0	0	0.0	0	0
<b>Totals</b>		<b>26</b>	<b>12</b>	<b>2</b>	<b>50</b>	<b>25.0</b>	<b>27</b>	<b>0</b>	<b>0</b>	<b>0</b>	<b>0.0</b>	<b>0</b>	<b>0</b>

#### POSTSEASON

Year	Team	GP	GS	RUSHING					RECEIVING				
				No.	Yards	Avg.	LG	TD	No.	Yards	Avg.	LG	TD
2016	Seattle	2	0	8	27	3.4	10	0	3	28	9.3	12	0
<b>Totals</b>		<b>2</b>	<b>0</b>	<b>8</b>	<b>27</b>	<b>3.4</b>	<b>10</b>	<b>0</b>	<b>3</b>	<b>28</b>	<b>9.3</b>	<b>12</b>	<b>0</b>

# 51

LINEBACKER  
6-3 | 249



## KAMALEI CORREA

COLLEGE: BOISE STATE HS: ST. LOUIS SCHOOL (HONOLULU, HI)

BORN: 4/27/94, HONOLULU, HI

EXP. (NFL/RAVENS): 3/3 GP/GS (PLAYOFFS): 25/4 (0/0)



### — KEY TRANSACTIONS —

- Placed on Injured Reserve (ribs) on 12/24/16
- Kamalei Correa was selected by the Ravens in the second round (42nd overall) of the 2016 NFL Draft... Declared for the draft after his junior season

### — CAREER HIGHLIGHTS —

- Appeared in 16 games, recording 8 tackles and 1 PD in 2017 for a defense that led the league in takeaways (34) and interceptions (22)
- Played in nine games as a rookie in 2016, posting 3 tackles, 1 PD and 1 FF for the league's seventh ranked defense (322.1 ypg)
- Made his first-career start and established a career-high 3 tackles and recorded his first-career FF (recovered by DT Timmy Jernigan) at NYJ (10/23/16)

### — PERSONAL —

- Attended St. Louis School (Honolulu, HI) where he played football with Tennessee Titans QB Marcus Mariota, who was the second-overall pick in the 2015 NFL Draft
- Grew up a fan of the Green Bay Packers and says he tries to pattern his game after LB Clay Matthews
- Majored in general studies at Boise State
- Name is pronounced: KAH-mah-lay, corr-A-uh**

### — SEASON RECAPS —

#### 2017: (BALTIMORE RAVENS – 16/3)

- Posted 7 tackles on special teams and 8 from scrimmage, adding 1 PD, for a unit that led the league in both takeaways (34) and interceptions (22)
- Started as part of a unit that forced 5 turnovers (4 INTs and 1 FR) for the second-consecutive game in a 24-10 win vs. Cle. (9/17)...It marked the first time the Ravens registered 5 turnovers in back-to-back games in franchise history
- Earned his second-career start and notched a career-best 3 solo tackles for a defense that forced 5 turnovers (4 INTs and 1 FR) and posted the 11th shutout in franchise history in the 20-0, season-opening victory at Cin. (9/10)

#### 2016: (BALTIMORE RAVENS – 9/1)

- Appeared in nine games his rookie season (one start), totaling 3 tackles, 1 PD and 1 FF for a defense that allowed the NFL's fifth-fewest rushing yards (89.4 ypg) and ranked seventh overall (322.1 ypg)
- Placed on Injured Reserve (ribs) on 12/24/16 and missed Baltimore's final two contests

- Made his first-career start and established a career-high 3 tackles and recorded his first-career FF (recovered by DT Timmy Jernigan) at NYJ (10/23)
- Saw his first-career action from scrimmage and nearly picked off QB Blake Bortles, notching a PD for a unit that limited the Jaguars to 216 total yards of offense in the 19-17 win at Jax. (9/25)...Also posted his first-career special teams tackle

### — COLLEGE —

- Played in 40 games at Boise State, making 27-straight starts to round out his three-year career
- Started every game in his final two seasons before declaring for the NFL Draft after his junior campaign
- In 2015, led the team with 7 sacks and 11 TFL, also recording a career-high 3 FFs...Named defensive MVP in the 2015 Poinsettia Bowl after posting 4 tackles, 2 sacks (-17 yards), 2.5 TFL and 1 FF in his final collegiate performance
- Earned first-team All-Conference honors in 2014 after setting career bests in tackles (59), sacks (12 - led Mountain West), TFL (19) and PD (2)
- Appeared in 13 games as a freshman in 2013, recording 12 tackles (6 solo), 1 sack (-14 yards) and 1.5 TFL

### — HIGH SCHOOL —

- Prepped at St. Louis School (Honolulu, HI), where he was a three-year letterwinner and was named first-team All-Interscholastic League of Hawaii (I/II) on the defensive line as a senior...Also lettered twice in basketball
- Earned academic recognition as a junior and senior after being twice named to the Honor Roll, as well as serving on the student council both years

#### 2017

##### GAME-BY-GAME DEFENSE

##### RAVENS

Date/Opp.	TT	Solo	Asst.	Sacks	INT	PD	FF	FR
9/10 @ Cin.	3	3	0	0-0	0-0	0	0	0
9/17 vs. Cle.	1	0	1	0-0	0-0	0	0	0
9/24 @ Jax.	2	2	0	0-0	0-0	1	0	0
10/1 vs. Pit.	2	1	1	0-0	0-0	0	0	0
10/8 @ Oak.	0	0	0	0-0	0-0	0	0	0
10/15 vs. Chi.	0	0	0	0-0	0-0	0	0	0
10/22 @ Min.	0	0	0	0-0	0-0	0	0	0
10/26 vs. Mia.	0	0	0	0-0	0-0	0	0	0
11/5 @ Ten.	0	0	0	0-0	0-0	0	0	0
11/19 @ GB	0	0	0	0-0	0-0	0	0	0
11/27 vs. Hou.	0	0	0	0-0	0-0	0	0	0
12/3 vs. Det.	0	0	0	0-0	0-0	0	0	0
12/10 @ Pit.	0	0	0	0-0	0-0	0	0	0
12/17 @ Cle.	SAW ACTION ON SPECIAL TEAMS							
12/23 vs. Ind.	0	0	0	0-0	0-0	0	0	0
12/31 vs. Cin.	0	0	0	0-0	0-0	0	0	0
<b>Totals</b>	<b>8</b>	<b>6</b>	<b>2</b>	<b>0-0</b>	<b>0-0</b>	<b>1</b>	<b>0</b>	<b>0</b>



# 51 KAMALEI CORREA

## REGULAR SEASON

Year	Team	GP	GS	TACKLES			SACKS		INTERCEPTIONS				FUMBLES			
				TT	Solo	Asst.	No.	Yards	No.	Yards	LG	TD	PD	FF	FR	Yards
2016	Baltimore	9	1	3	2	1	0	0.0	0	0	0	0	1	1	0	0
2017	Baltimore	16	3	8	6	2	0	0.0	0	0	0	0	1	0	0	0
<b>Totals</b>		<b>25</b>	<b>4</b>	<b>11</b>	<b>8</b>	<b>3</b>	<b>0</b>	<b>0.0</b>	<b>0</b>	<b>0</b>	<b>0</b>	<b>0</b>	<b>2</b>	<b>1</b>	<b>0</b>	<b>0</b>

SPECIAL TEAMS TACKLES (8): 2016 (1); 2017 (7)

## CAREER SINGLE-GAME HIGHS (REGULAR SEASON)

**Total Tackles:**  
3 2 times (9/10/17 at Cin.)

**Solo Tackles:**  
3 (9/10/17 at Cin.)

**Sacks:**  
None

**INTs:**  
None

**Passes Defensed:**  
1 2 times (last: 9/24/17 at Jax.)

**Forced Fumbles:**  
1 (10/23/16 at NYJ)


**Fumble Recoveries:**  
None

## — CORREA'S COMMUNITY IMPACT —



- As part of the Ravens Foundation's signature project, volunteered to help renew and transform Mary Ann Winterling (Baltimore City) Elementary School, assisting with landscaping, painting and a field day for the school's children (2017)
- Supports teammates' charitable endeavors, including former Ravens DB Lardarius Webb's Celebrity Softball Game (2017)
- Joined the 2016 rookie class at the Helping Up Mission in Baltimore City, visiting with and serving lunch to the residents of the homeless shelter

## RAVENS FRANCHISE FIRSTS



EVENT	OPPONENT	DATE	LOCATION
<b>First Win</b>	Oakland Raiders	9/1/96	Memorial Stadium
<b>First Loss</b>	Pittsburgh Steelers	9/8/96	Three Rivers Stadium
<b>First Reception</b>	Oakland Raiders	9/1/96	Memorial Stadium (Vinny Testaverde to TE Brian Kinchen 27 yards - first quarter)
<b>First Touchdown</b>	Oakland Raiders	9/1/96	Memorial Stadium (Vinny Testaverde 9-yard run - first quarter)
<b>First Interception</b>	Oakland Raiders	9/1/96	Memorial Stadium (Ray Lewis - second quarter)
<b>First Field Goal</b>	Oakland Raiders	9/1/96	Memorial Stadium (Matt Stover, 25 yards - second quarter)

BALTIMORE  
**RAVENS**

# 46

LONG SNAPPER  
6-4 | 235



## MORGAN COX

COLLEGE: TENNESSEE HS: EVANGELICAL CHRISTIAN (MEMPHIS, TN)

BORN: 4/26/86, COLLIERVILLE, TN

EXP. (NFL/RAVENS): 9/9 GP/GS (PLAYOFFS): 118/0 (6/0)



### — KEY TRANSACTIONS —

- Re-signed with the Ravens on 3/9/16
- Re-signed with the Ravens on 3/17/15
- Re-signed with the Ravens on 3/12/13
- Originally signed with the Ravens as a RFA on 5/6/10

### — HONORS —

- Two-time Pro Bowler (2015 & 2016 as a “need” player)
- Earned the team’s Ed Block Courage Award in 2011 after returning from an ACL injury suffered in 2010

### — CAREER HIGHLIGHTS —

- In 2017, handled all snapping duties, helping P Sam Koch place a league-leading 40 punts inside the 20 and K Justin Tucker earn *Associated Press* second-team All-Pro honors after connecting on 34 of 37 FGAs
- Played a significant role in K Justin Tucker earning Pro Bowl and All-Pro honors in 2016...Cox snapped on all of Tucker’s kicks, helping him score a single-season team-record 141 points by connecting on 38 of 39 FGs
- Cox and P Sam Koch each earned their first-career Pro Bowl invites in 2015...Cox snapped on all 74 punts
- Snaps for K Justin Tucker, the most accurate kicker in NFL history (202-224, 90.2%), and Koch, the Ravens’ record-holder in punts (946), yards (42,754), gross average (45.2) and net average (39.5)
- Helped Tucker become the fastest kicker in NFL history to reach 500 points (60 games) and 100 FGM (50 games)

### — PERSONAL —

- March 7, 2013 was proclaimed “Morgan Cox Day” in his hometown of Collierville, TN
- Wife, Lauren, is an actress and has appeared in Baltimore-filmed TV shows “House of Cards” and “Veep” and on the drama “To-Do”
- Morgan and Lauren have a son (Daniel, 1)

### — SEASON RECAPS —

#### 2017: (BALTIMORE RAVENS – 16/0)

- Snapped on punts and kicks, helping P Sam Koch place a franchise-record and NFL-best 40 punts inside the 20 and K Justin Tucker make 34 of 37 FGAs (91.9 %), tying his franchise record of 141 points

- Handled snapping duties, helping P Sam Koch place 4 punts inside the 20, including 3 punts inside the 5-yard line, in a 27-10 win at Cle. (12/17)
- Snapped on punts, FGAs and PATs, helping P Sam Koch place 5 of 7 punts inside the 20, in a 23-0 win at GB (11/19)
- Snapped on 3 FGM, including a season-long 57-yarder, from K Justin Tucker and recorded 1 special teams tackle at Min. (10/22)
- Handled snapping duties, helping K Justin Tucker connect on 3 FGs and P Sam Koch boot 7 punts for 386 yards (55.0 avg.) vs. Chi. (10/15)...Koch’s 55.0-yard gross average stands as a Ravens’ single-game record
- Snapped on 2 FGM from K Justin Tucker and helped P Sam Koch register 6 punts for 250 yards (41.3 gross avg), including 2 punts inside the 20, in the 20-0 season-opening win at Cin. (9/10)

#### 2016: (BALTIMORE RAVENS – 16/0)

- Earned his second-straight Pro Bowl nod after handling all snapping duties and helping K Justin Tucker score a franchise-record 141 points by connecting on 37 of 38 FGAs (lone miss was a block), including 10 of 10 from 50-plus yards...Helped Tucker earn a second Pro Bowl invitation and become a unanimous first-team All-Pro selection
- Appeared in his 100th-career game vs. Phi. (12/18)
- Snapped on 4 FGM from K Justin Tucker, who became the first kicker in NFL history to make 3 FGs of 50-plus yards in the first half of a game (52, 57, & 54 yards), in the 19-14 win vs. Cin. (11/27)...Snapped to P Sam Koch on the last play of the game, in which he helped run the clock down and took a safety to win

#### 2015: (BALTIMORE RAVENS – 16/0)

- Earned first-career Pro Bowl after snapping on 74 punts, 29 PATs and 40 FGAs
- Helped P Sam Koch earn first-career Pro Bowl invite with 46.7 gross and 42.9 net averages
- Snapped on 2 FGM and 1 PAT from K Justin Tucker, who became the fastest kicker in NFL history to reach the 500-point milestone (60 games), at Mia. (12/6)

#### 2014: (BALTIMORE RAVENS – 7/0)

- Saw action in the first seven games of the season, snapping on 21 punts, 19 PATs and 18 FGAs, before tearing his ACL... Placed on Injured Reserve on 10/20
- Snapped on punts, FGAs and PATs before leaving the game with a torn ACL in the 29-7 victory vs. Atl. (10/19)

#### REGULAR SEASON

SPECIAL TEAMS TACKLES (9): 2010 (2); 2012 (2); 2013 (2), 2016 (2); 2017 (1)

#### CAREER SINGLE-GAME HIGHS (REGULAR SEASON)

Total Special Teams Tackles: 1 9 times (last: 10/22/17 at Min.)



# 46 MORGAN COX

## 2013: (BALTIMORE RAVENS – 16/0)

- Snapped on 91 punts, 41 FGAs and 26 PATs, and tied a career high with 2 special teams stops
- Snapped on a franchise-record 6 FGM, including a franchise-record 61-yard game-winner by K Justin Tucker, in the 18-16 victory at Det. (12/16)

## 2012: (BALTIMORE RAVENS – 16/0, 4/0)

- Tied a career-high 2 special teams tackles while snapping on 83 punts, 42 PATs and 33 FGAs
- Played in all four playoff games, snapping on 16 PATs, 22 punts and 4 FGAs in the Ravens' Super Bowl XLVII title run
- Snapped on a franchise-record 7 PATs, punts and FGAs, and the successful fake FGA that P Sam Koch ran in for a TD in the 55-20 victory vs. Oak. (11/11)

## 2011: (BALTIMORE RAVENS – 16/0, 2/0)

- Snapped on 73 punts, 40 PATs and 39 FGAs
- Snapped on punts, FGAs and PATs, including a fake that P Sam Koch ran in for a 2-point conversion, in the 35-7 victory vs. Pit. (9/11)

## 2010: (BALTIMORE RAVENS – 15/0)

- Snapped in 15 games and posted 2 special teams tackles before being placed on Injured Reserve (knee)
- Snapped on 3 punts, both PATs and two FGAs after tearing his ACL in the second quarter at Cle. (12/26)
- Snapped on 6 punts and 1 FGA in NFL debut at NYJ (9/13)

### — COLLEGE —

- Played 38 games in three seasons as the Volunteers' primary snapper...Redshirted as a true freshman (2005)
- Snapped on punts and kicks and registered 3 special teams tackles as a senior
- Helped K Daniel Lincoln earn consensus Freshman All-SEC and All-American honors as a sophomore
- Graduated with a degree in accounting

### — HIGH SCHOOL —

- Prepped at Evangelical Christian (Memphis, TN) HS, helping guide the Eagles to a State Championship appearance as a senior and the semifinal game as a junior
- Earned All-State honorable mention and the Memphis Commercial Appeal Best of Preps Award as a senior

### — COX'S COMMUNITY IMPACT —



- Participated in a police ride along with law enforcement officials in West Baltimore to meet with local youth and discuss topics surrounding social justice (2017)
- Competed in the Player Philanthropy Fund (PPF) Celebrity Cornhole Challenge fundraiser (2017)
- Joined teammates in serving as celebrity shoppers at the Ravens annual Holiday Helpers events at Target to shop for holiday gifts with Baltimore youth in need (2014-15, 2017)
- Helped distribute coats to homeless men at the annual Helping Up Mission Coat Distribution (2017)
- Visited with patients unable to go home for the holidays at Union Memorial Hospital (2015)
- Joined the Ravens, United Way of Central Maryland, Verizon Wireless and EverFi to launch Character Playbook at Maree Garnett Farring Elementary/Middle School, a new digital learning initiative that teaches students necessary skills to help cultivate character and maintain healthy relationships (2016)
- Participated in the fourth annual Pawject Runway show at Royal Farms Arena benefitting BARCS Animal Shelter in Baltimore (2016), joined teammates to host a "Photos with Santa" event at the Downtown Dog Resort to benefit BARCS (2015) and was an honorary participant in the Maryland SPCA annual March for Animals (2014)
- Visited with patients unable to go home for the holidays at Union Memorial Hospital (2015)...Joined teammates and Ravens alumni in serving a warm meal to 500 men at the Helping Up Mission (2015)
- Attended the Ravens "Sip and Paint" event for breast cancer survivors and those undergoing treatment (2015)
- Promoted PLAY 60 by participating in a PLAY 60 assembly at Runnymede Elementary (2015)...Hosted a Fuel Up to PLAY 60 school visit at his old elementary school in his hometown of Tennessee (2014)...Participated in a PLAY 60/Project ACES Kickoff Event at Piney Ridge Elementary School (2014)
- Supports programs benefitting the military...Participated in a workout alongside members of the Wounded Warrior Project at the Under Armour Performance Center (2015), served a holiday dinner to homeless veterans at the Maryland Center for Veterans Education and Training (MCVET) facility (2014), and joined teammates at BWI Thurgood Marshall Airport to distribute shirts, sign autographs and welcome home troops who had been serving overseas (2013)
- President Dick Cass and Cox attended the Opening Ceremony for the City Spring Community Athletic Complex (2014)
- Participated in the Ravens Foundation Habitat for Humanity home build in Washington Village (2013)
- Consistently supports team and teammates' charitable endeavors, including the Goodwill Gridiron Halloween party to benefit Goodwill Industries of the Chesapeake, the annual Hometown Huddle TEAM Challenge and annual GamePlanEarth initiatives

# 15

WIDE RECEIVER  
6-1 | 215



## MICHAEL CRABTREE

COLLEGE: TEXAS TECH HS: DAVID W. CARTER (DALLAS, TX)  
BORN: 9/14/87, DALLAS, TX  
EXP. (NFL/RAVENS): 10/1 GP/GS (PLAYOFFS): 125/122 (9/8)



### — KEY TRANSACTIONS —

- Signed with Baltimore as a free agent on 3/16/18
- Re-signed with Oakland on 12/9/15
- Signed with Oakland as an UFA (SF) on 4/13/15
- Selected by San Francisco in the first round (10th overall) of the 2009 NFL Draft

### — HONORS —

- In 2012, named to *USA Today's* All-Joe Team (players critical to their team who don't receive a Pro Bowl nod)

### — CAREER HIGHLIGHTS —

- Has produced at least 8 receiving TDs in a season four times, including in each of the past three years (9 – 2015, 8 – 2016 & 8 – 2017)
- His 25 receiving TDs over the past three seasons rank as the NFL's fifth most...Crabtree and Steelers WR Antonio Brown are the only NFL players to post at least 8 TD catches in each of the past three seasons
- Has totaled at least 85 catches in a season three times, with a career-high 89 during the 2016 campaign (earned Pro Bowl alternate honors)
- Has twice surpassed 1,000 receiving yards, tallying a career-high 1,105 (on 85 receptions) in 2012
- Snagged a career high 3 TD grabs on 10/2/16 at Bal., which tied the most receiving TDs in a single game in Raiders franchise history

### — PERSONAL —

- Started his own foundation, called Crab5 Foundation, focusing on professional development and well-being for inner city children in the Dallas area
- Was a Ravens fan growing up...Played safety and cited Ed Reed as the player after whom he modeled his game
- Is the owner and designer of MyCoterie, a clothing line he founded several years ago...Held his first fashion show, Fashion Blink, in hometown of Dallas (June, 2018)

### — SEASON RECAPS —

#### 2017: (OAKLAND RAIDERS – 14/14)

- Totaled 58 receptions for 618 yards (10.7 avg.) and 8 TDs
- Registered 6 catches for 81 yards, including a season-high 41-yard TD grab, vs. Bal. (10/8)
- Recorded 7 catches for 39 yards and 2 TDs vs. Dal. (12/17)
- Tied a career-high 3 TD receptions in the win vs. NYJ (9/17)...Also recorded 80 yards on 6 catches

#### 2016: (OAKLAND RAIDERS – 16/16, 1/1)

- Finished the season with a team-leading 89 receptions for 1,003 yards and 8 TDs...Marked his first 1,000-yard season since 2012...His 8 TD catches ranked ninth in the NFL
- Recorded 8 receptions for a season-high 110 yards vs. Car. (11/27)
- Led the team with 8 catches for 96 yards, including a season-high 56-yarder, and 1 TD at Jax. (10/23)
- Set a career high with 3 TD grabs and led the team with 7 receptions for 88 yards at Bal. (10/2)...Tied the second-most receiving TDs in a single game in Raiders franchise history

#### 2015: (OAKLAND RAIDERS – 16/15)

- In his first season with the Raiders, recorded 85 receptions for 922 yards and 9 TDs...Was tied for first in the NFL with 6 TD receptions of 25-plus yards
- Caught 6 passes for 50 yards at Det. (11/22)...Reached 400 career receptions and 5,000 career receiving yards
- Recorded his 10th-career 100-yard receiving game, recording 7 catches for 102 yards and 1 TD at SD (10/25)
- Started his first game for the Raiders and caught 5 passes for 37 yards vs. Cin. (9/13)

#### 2014: (SAN FRANCISCO 49ERS – 16/16)

- Registered 68 receptions for 698 yards (10.3 avg.) and 4 TDs
- Produced a season-high 85 receiving yards on 3 receptions, including 1 for a TD, at NYG (11/16)
- Scored his first TD of the season and totaled 7 catches for 82 yards vs. Chi (9/14)

#### 2013: (SAN FRANCISCO 49ERS – 5/5, 3/2)

- Rehabbed an Achilles injury most of the season and spent Weeks 1-11 on the Physically Unable to Perform list...Totaled 19 receptions for 284 yards (14.9 avg.) and 1 TD...Appeared in all three playoff games (two starts) and recorded 15 receptions for 203 yards
- Set a postseason single-game career-best with 125 receiving yards on 8 catches in the win at GB (1/5/14)
- Registered 102 yards on 5 catches, recording his eighth 100-yard game of his career vs. Atl. (12/23)
- After being elevated to the active roster from PUP, started and caught 2 passes for 68 yards vs. STL (12/1)

#### 2012: (SAN FRANCISCO 49ERS – 16/16, 3/3)

- Registered career highs with 1,105 receiving yards and 9 TDs on 85 receptions...Named to *USA Today's* All-Joe Team
- Finished three postseason games with 20 catches for 285 yards (14.3 avg.) and 3 TDs
- Recorded 5 receptions for 109 yards and 1 TD (a 31-yarder) in Super Bowl XLVII vs. Bal. (2/3/13)



# 15 MICHAEL CRABTREE

- Tallied a team-high 9 receptions for 119 yards and 2 TDs in a postseason win vs. GB (1/12/13)...Marked his first-career postseason multi-TD and 100-yard receiving game
- Caught 8 passes for a career high 172 yards and 2 TDs vs. Ari. (12/20)
- Posted 7 catches for 107 yards and 2 TDs, including a 38-yarder, in a win at NE (12/16)
- Hauled in his first-career TD on a 38-yard pass from QB Alex Smith at GB (11/22)...Finished the game with 4 catches for 77 yards
- Made his first-career start, notching 5 receptions for 56 yards at Hou. (10/25)

## — COLLEGE —

### 2011: (SAN FRANCISCO 49ERS – 15/14, 1/1)

- Finished the season with a team-leading 72 receptions for 874 yards and 4 TDs
- Made his postseason debut, recording 4 catches for 25 yards and 1 TD in the Divisional win vs. NO (1/14/12)
- Recorded 8 catches for 86 yards and 2 TDs at STL (1/1/12)... It marked his first-career multi-TD performance
- Had 7 catches for a season-high 120 yards vs. Ari. (11/20)
- Finished his collegiate career with 231 receptions for 3,127 yards (13.5 avg.) and 41 TDs in 26 games
- Was a two-time Biletnikoff Award winner, two-time Paul Warfield Award winner, two-time consensus All-American and two-time All-Big-12 selection
- As a redshirt sophomore, ranked second in the Big 12 with 97 catches...Added 1,165 receiving yards and 22 TDs... Finished fifth in the 2008 Heisman Trophy voting
- In 2007 as a redshirt freshman, set NCAA freshman single-season records with 134 catches for 1,962 yards and 22 TDs

## — HIGH SCHOOL —

### 2010: (SAN FRANCISCO 49ERS – 16/15)

- Registered 55 receptions for 741 yards (13.5 avg.) and 6 TDs, including a career-long 60-yarder
- Hauled in a 60-yard TD grab, finishing with a then-career high of 122 yards on 6 catches at STL (12/26)
- Registered his first-career 100-yard performance, tallying 105 yards on 9 receptions, adding 1 TD vs. Phi (10/10)
- Prepped at David W. Carter (Dallas, TX) HS...Was a four-star recruit as a QB, finishing his senior year with 870 passing yards and 11 TDs...Rushed for 646 yards and 9 TDs
- Also played basketball and ran track

### 2009: (SAN FRANCISCO 49ERS – 11/11)

- Finished his rookie campaign with 625 yards and 2 TDs on 48 receptions...Ranked first among all NFL rookies with 56.8 receiving yards per game



#### REGULAR SEASON

Year	Team	GP	GS	RECEIVING					RUSHING				
				No.	Yards	Avg.	LG	TD	No.	Yards	Avg.	LG	TD
2009	San Francisco	11	11	48	625	13.0	50	2	0	0	0	0	0
2010	San Francisco	16	15	55	741	13.5	60t	6	0	0	0	0	0
2011	San Francisco	15	14	72*	874*	12.1	52t	4	1	6	6.0	6	0
2012	San Francisco	16	16	85*	1,105*	13.0	49t	9*	1	8	8.0	8	0
2013	San Francisco	5	5	19	284	14.9	60	1	0	0	0.0	0	0
2014	San Francisco	16	16	68	698	10.3	51	4	1	4	4.0	4	0
2015	Oakland	16	15	85*	922	10.8	38t	9*	0	0	0.0	0	0
2016	Oakland	16	16	89*	1,003	11.3	56	8*	0	0	0.0	0	0
2017	Oakland	14	14	58*	618	10.7	41t	8*	0	0	0.0	0	0
<b>Totals</b>		<b>125</b>	<b>122</b>	<b>579</b>	<b>6,870</b>	<b>11.9</b>	<b>60</b>	<b>51</b>	<b>3</b>	<b>18</b>	<b>6.0</b>	<b>8</b>	<b>0</b>

\* LED TEAM

#### CAREER SINGLE-GAME HIGHS (REGULAR SEASON)

##### RECEIVING

###### Receptions:

10 (9/21/14 at Ari.)

###### Yardage:

172 (12/30/12 vs. Ari.)

###### Long Gain:

60 2 times (last: 12/1/13 vs. STL)

###### Touchdowns:

3 2 times (last: 9/17/17 vs. NYJ)

##### RUSHING

###### Carries:

1 3 times (last: 9/21/14 at Ari.)

###### Yardage:

8 (10/29/12 at Ari.)

###### Long Gain:

8 (10/29/12 at Ari.)

###### Touchdowns:

None

100-yard Receiving Games: 14 (last: 110 yards, 1/27/16 vs. Car.)

#### POSTSEASON

Year	Team	GP	GS	RECEIVING					RUSHING				
				No.	Yards	Avg.	LG	TD	No.	Yards	Avg.	LG	TD
2011	San Francisco	2	2	5	28	5.6	9	1	0	0	0.0	0	0
2012	San Francisco	3	3	20	285	14.3	33t	3	0	0	0.0	0	0
2013	San Francisco	3	2	15	203	13.5	31	0	0	0	0.0	0	0
2016	Oakland	1	1	2	33	16.5	19	0	0	0	0.0	0	0
<b>Totals</b>		<b>9</b>	<b>8</b>	<b>42</b>	<b>549</b>	<b>13.1</b>	<b>33t</b>	<b>4</b>	<b>0</b>	<b>0</b>	<b>0.0</b>	<b>0</b>	<b>0</b>

# 15 MICHAEL CRABTREE

## 2017

### GAME-BY-GAME OFFENSE

Date/Opp.	RECEIVING					RUSHING				
	No.	Yds.	Avg.	LG	TD	No.	Yds.	Avg.	LG	TD
9/10 @ Ten.	6	83	13.8	25	0	0	0	0.0	0	0
9/17 vs. NYJ	6	80	13.3	26t	3	0	0	0.0	0	0
9/24 @ Was.	1	7	7.0	7	0	0	0	0.0	0	0
10/1 @ Den.	0	0	0.0	0	0	0	0	0.0	0	0
10/8 vs. Bal.	6	82	13.7	41t	1	0	0	0.0	0	0
10/15 vs. LAC	6	52	8.7	23t	1	0	0	0.0	0	0
10/19 vs. KC	3	24	8.0	17	1	0	0	0.0	0	0
10/29 @ Buf.	5	83	16.6	40	0	0	0	0.0	0	0
11/5 @ Mia.	3	40	13.3	16	0	0	0	0.0	0	0
11/19 vs. NE	6	51	8.5	15	0	0	0	0.0	0	0
11/26 vs. Den.	0	0	0.0	0	0	0	0	0.0	0	0
12/3 vs. NYG	0	0	0.0	0	0	0	0	0.0	0	0
12/10 @ KC	7	60	8.6	13	0	0	0	0.0	0	0
12/17 vs. Dal.	7	39	5.6	14	2	0	0	0.0	0	0
12/25 @ Phi.	0	0	0.0	0	0	0	0	0.0	0	0
12/31 @ LAC	2	17	8.5	12	0	0	0	0.0	0	0
<b>Totals</b>	<b>58</b>	<b>618</b>	<b>10.7</b>	<b>41t</b>	<b>8</b>	<b>0</b>	<b>0</b>	<b>0.0</b>	<b>0</b>	<b>0</b>



### — CRABTREE'S COMMUNITY IMPACT —

- Created the Crab5 Foundation with the mission of developing inner-city youth in his hometown of Dallas into well-rounded individuals
- Hosted the Crab5 Foundation's sixth annual youth minicamp and celebrity weekend, a youth football clinic that benefits over 1,500 youth in the Dallas community (June 9, 2018)
- Held a pizza party and bike giveaway for 20 youth from the Boys and Girls Club of Oakland (2016-17, pictured above)
- Hosted the inaugural Crab5 Foundation kids festival for families in the Dallas area (March 2018)
- Joined teammates in donating 50 bicycles to underserved youth during the holiday season (2016)
- Established the Michael Crabtree Wide Receiver Position Scholarship Endowment at Texas Tech University (2014)
- Supported team community outreach initiatives with the San Francisco 49ers (2009-14)

### CRABTREE FAST FACTS



- Entering 2018, the former first-round draft pick (10th overall, Texas Tech) has registered 579 receptions for 6,870 yards (11.9 avg.) and 51 TDs in 125 career games (122 starts).
- Crabtree has produced at least 8 receiving TDs in a season four times, including in each of the past three years (9 – 2015, 8 – 2016 & 8 – 2017).
- His 25 receiving touchdowns over these three seasons rank as the NFL's fifth most. Additionally, Crabtree and Steelers WR Antonio Brown are the only NFL players to post at least 8 TD catches in each of the past three seasons.
- The 6-1, 215-pounder has totaled at least 85 catches in a season three times, with a career-high 89 during the 2016 campaign. He has also twice surpassed 1,000 receiving yards, tallying a career-high 1,105 (on 85 receptions) in 2012.
- Since he entered the NFL in 2009, Crabtree's 51 receiving scores rank 10th among active wide receivers, while his receptions (579) are seventh, and his receiving yards (6,870) are 12th.



# 94

DEFENSIVE TACKLE  
6-5 | 321



## CARL DAVIS

COLLEGE: IOWA HS: STEVENSON (STERLING HEIGHTS, MI)  
BORN: 3/2/92, DETROIT, MI  
EXP. (NFL/RAVENS): 4/4 GP/GS (PLAYOFFS): 28/12 (0/0)



### — KEY TRANSACTIONS —

- Placed on Injured Reserve (ankle) on 9/5/16
- Selected by the Ravens in the third round (90th overall) of the 2015 NFL Draft

### — CAREER HIGHLIGHTS —

- In 2017, appeared in 15 games (nine starts) and recorded 19 tackles and a half-sack (-7 yards) for a defense that led the league in takeaways (34) and INTs (22)
- Started and tied his career high with 3 solo tackles vs. Pit. (10/1/17)
- As a rookie in 2015, registered 11 tackles (4 solo) and 2 PD for the NFL's eighth-ranked defense (337.4 ypg), which finished No. 2 overall (291.1 ypg) and No. 1 vs. the pass (183.3 ypg) over the season's final eight games
- Notched 1 solo tackle and 1 PD in his first-career NFL start vs. Cin. (9/27/15)
- Established career highs in tackles (3) and solo stops (2) in his NFL debut at Den. (9/13/15)

### — PERSONAL —

- In the process of officially trademarking the term "TRENCHWORK," a mindset he embodies daily
- Was an accomplished drummer in his church band while growing up

### — SEASON RECAPS —

#### 2017: (BALTIMORE RAVENS – 15/9)

- Registered a career-best 19 tackles and a half-sack (-7 yards) for a unit that led the league in both takeaways (34) and INTs (22)
- Started at DT for a defense that produced 3 sacks and held the Raiders to 245 total yards in the 30-17 victory at Oak. (10/8)...Left in the first quarter with a hamstring injury and did not return
- Posted 2 tackles, including 1 for loss, for a defense that produced 3 turnovers and permitted 66 rushing yards in a 23-16 win vs. Hou. (11/27)
- Earned his first-career half-sack (-7 yards) at Ten. (11/5)
- Earned the start at DT in place of injured DT Brandon Williams and tied his career-high with 3 solo tackles vs. Pit. (10/1)
- Tallied 2 solo tackles as part of a unit that forced 5 turnovers (4 INTs and 1 FR) for the second-consecutive game in a 24-10 win vs. Cle. (9/17)...It marked the first time the Ravens have registered 5 turnovers in back-to-back games in franchise history

#### 2016: (BALTIMORE RAVENS – 0/0, INJURED RESERVE)

- Spent the entire 2016 season on Injured Reserve (ankle) after getting hurt in the Ravens' fourth preseason game

#### 2015: (BALTIMORE RAVENS – 13/3)

- Registered 11 tackles (4 solo) and 2 PD for the NFL's eighth-ranked defense (337.4 ypg), which finished No. 2 overall (291.1 ypg) over the season's final eight games
- Posted 1 solo stop and 1 PD in his first-career NFL start vs. Cin. (9/27)...Helped limit the Bengals to 86 rushing yards
- Made his NFL debut, posting a career-high 3 stops (2 solo) and 1 PD for a defense that did not allow a TD at Den.(9/13)

### — COLLEGE —

- Competed in 43 games (26 starts) during his four-year Iowa career (2011-14), totaling 94 tackles (31 solo), 3.5 sacks (-18 yards), 14.5 TFL (-44 yards), 2 FRs and 1 PD...Was a two-time second-team All-Big Ten honoree for the Hawkeyes
- Named second-team All-Big Ten by league coaches, media and *College Sports Madness* after posting 36 tackles, including a career-high 14 solo, 2 sacks (-8 yards), 9 TFL (-27 yards), 1 FR and 1 blocked FG as a senior in 2014... Named to the team's Leadership Group
- Majored in leisure studies at Iowa

### — HIGH SCHOOL —

- Prepped at Stevenson (Sterling Heights, MI) HS, where he lettered in football, basketball and track and field
- Earned first-team All-Conference and first-team All-State (*Detroit Free Press*, *Detroit News* and *Macomb Daily*) honors as a senior in 2009 after recording 58 tackles, 6 sacks, 1 INT and 2 blocked FGs
- Helped guide the team to a 2009 State Championship appearance after a 13-1 season

#### 2017

##### GAME-BY-GAME DEFENSE RAVENS

Date/Opp.	TT	Solo	Asst.	Sacks	INT	PD	FF	FR
9/10 @ Cin.	0	0	0	0-0	0-0	0	0	0
9/17 vs. Cle.	2	2	0	0-0	0-0	0	0	0
9/24 @ Jax.	3	3	0	0-0	0-0	0	0	0
10/1 vs. Pit.	3	3	0	0-0	0-0	0	0	0
10/8 @ Oak.	0	0	0	0-0	0-0	0	0	0
10/15 vs. Chi.	INACTIVE - THIGH							
10/22 @ Min.	0	0	0	0-0	0-0	0	0	0
10/26 vs. Mia.	1	1	0	0-0	0-0	0	0	0
11/5 @ Ten.	1	0	1	0.5-7	0-0	0	0	0
11/19 @ GB	1	0	1	0-0	0-0	0	0	0
11/27 vs. Hou.	2	1	1	0-0	0-0	0	0	0
12/3 vs. Det.	3	1	2	0-0	0-0	0	0	0
12/10 @ Pit.	1	0	1	0-0	0-0	0	0	0
12/17 @ Cle.	0	0	0	0-0	0-0	1	0	0
12/23 vs. Ind.	0	0	0	0-0	0-0	0	0	0
12/31 vs. Cin.	2	1	1	0-0	0-0	0	0	0
<b>Totals</b>	<b>19</b>	<b>12</b>	<b>7</b>	<b>0.5-7</b>	<b>0-0</b>	<b>1</b>	<b>0</b>	<b>0</b>

# 94 CARL DAVIS

## REGULAR SEASON

Year	Team	GP	GS	TACKLES			SACKS		INTERCEPTIONS					FUMBLES		
				TT	Solo	Asst.	No.	Yards	No.	Yards	LG	TD	PD	FF	FR	Yards
2015	Baltimore	13	3	11	4	7	0.0	0.0	0	0	0	0	2	0	0	0
2016	Baltimore	0	0	INJURED RESERVE - ANKLE			--	--	--	--	--	--	--	--	--	--
2017	Baltimore	15	9	19	12	7	0.5	7.0	0	0	0	0	1	0	0	0
<b>Totals</b>		<b>28</b>	<b>12</b>	<b>30</b>	<b>16</b>	<b>14</b>	<b>0.5</b>	<b>7.0</b>	<b>0</b>	<b>0</b>	<b>0</b>	<b>0</b>	<b>3</b>	<b>0</b>	<b>0</b>	<b>0</b>

## CAREER SINGLE-GAME HIGHS (REGULAR SEASON)

<b>Total Tackles:</b> 3 4 times (last: 12/3/17 vs. Det.)	<b>INTs:</b> None	<b>Forced Fumbles:</b> None
<b>Solo Tackles:</b> 3 2 times (last: 10/1/17 vs. Pit.)	<b>Passes Defensed:</b> 1 3 times (last: 12/17/17 at Cle.)	<b>Fumble Recoveries:</b> None
<b>Sacks:</b> 0.5 (11/5/17 at Ten.)		



## — DAVIS' COMMUNITY IMPACT —

- In 2017, launched the Trenchwork Foundation with the goal to rejuvenate some of the country's most underserved areas, including Baltimore and his hometown of Detroit, helping them become communities full of opportunity
- Participated in a police ridealong with law enforcement officials in West Baltimore to meet with local youth and discuss topics surrounding social justice (2017)
- Joined teammates at a Ravens "Sip and Paint" event for breast cancer survivors and those still undergoing treatment (2017)
- Partnered with Playworks Maryland to visit and get students active during recess at Windsor Mills Elementary School (2017)
- Teamed up with the Ravens, United Way of Central Maryland, Verizon Wireless and EverFi to participate in the NFL's Character Playbook Initiative that teaches students the necessary skills to help cultivate character and maintain healthy relationships (2017)
- Visited with patients unable to go home for the holidays at Union Memorial Hospital (2017)
- Competed in the Player Philanthropy Fund (PPF) Celebrity Cornhole Challenge fundraiser (2017)
- Signed autographs and played games at the Ravens' Purple Evening, an event dedicated to female fans (2017)
- Joined Ravens alumni and teammates during Jameel McClain's 53 Families Thanksgiving event to serve a warm meal to families in need (2017)
- Partnered with Jimmy's Famous Seafood for 9th Annual Toys for Tots Gala (2017)
- In 2017, launched the Trenchwork Foundation with a goal to rejuvenate some of the country's underserved areas, including Baltimore and his hometown of Detroit, into thriving communities full of opportunity
- As part of the Ravens Foundation's annual signature project, volunteered to help renew and transform Mary Ann Winterling (Baltimore City) Elementary School, assisting with landscaping, painting and a field day for the school's children (2017)
- Participated in the fourth annual Pawjject Runway show at Royal Farms Arena, benefitting BARCS Animal Shelter in Baltimore (2016)...Involved with Show Your Soft Side, a campaign developed in 2010 to combat the alarming incidence of animal abuse in Baltimore
- Alongside Giant Food, helped distribute 150 holiday food baskets to families in need at the Harry & Jeanette Weinberg Family Center YMCA (2015)
- Helped promote PLAY 60, the NFL movement for an active generation, by joining teammates for a PLAY 60 Challenge Kickoff assembly at Gen. John Stricker Middle School (2015) and participated in the Ravens' annual Hispanic Heritage Month football clinic to teach predominantly Hispanic children the fundamentals of football (2015)
- Supported former teammates' charitable endeavors, including Lardarius Webb's Celebrity Softball Game, Terrance West's Celebrity Bowling Night and Steve Smith Sr.'s Charity Fashion Show



# 30

**RUNNING BACK**  
5-10 | 228



## KENNETH DIXON

**COLLEGE:** LOUISIANA TECH **HS:** STRONG (AR)

**BORN:** 1/21/94, EL DORADO, AR

**EXP. (NFL/RAVENS):** 3/3 **GP/GS (PLAYOFFS):** 12/0 (0/0)



### — KEY TRANSACTIONS —

- Kenneth Dixon was selected by the Ravens in the fourth round (134th overall) of the 2016 NFL Draft...Dixon was the fifth player selected by Baltimore in the fourth round

### — CAREER HIGHLIGHTS —

- As a rookie in 2016, recorded 382 rushing yards and 2 TDs on 88 carries and totaled 30 receptions for 162 yards
- Tallied a career-high 57 rushing yards on 12 carries at Pit. (12/25)
- Posted 81 yards from scrimmage (42 receiving, 39 rushing) and scored his first-career receiving TD at NE (12/12/16)
- Recorded his first-career rushing TD on a 16-yard score in a 27-26 victory vs. Phi. (12/18)

### — PERSONAL —

- From the small town of Strong, AR, which as of 2014, had a population of 535 people
- Was a general studies major at Louisiana Tech
- Has a daughter (Kyleigh, 3)
- Attended Strong (AR) HS, where he was named Arkansas' "Mr. Football" as a senior in 2011

### — SEASON RECAPS —

#### 2017: (BALTIMORE RAVENS – 0/0, INJURED RESERVE)

- Spent the entire 2017 season on Injured Reserve (knee) after getting hurt while training during the summer

#### 2016: (BALTIMORE RAVENS – 12/0)

- Posted 382 rushing yards and 2 TDs on 88 carries and 162 receiving yards and 1 TD on 30 receptions (5.4 avg.)...Dixon played in the final 12 games after missing the first four contests with a knee injury
- Carried the ball 10 times for 44 yards and 1 TD at Cin. (1/1/17)
- Produced a career-best 57 yards on 12 carries at Pit. (12/25)
- Tallied his first-career rushing TD on a 16-yard score, finishing with 36 yards on 9 carries in the 27-26 victory vs. Phi. (12/18)
- Gained 39 yards on 11 carries and registered a career-high 8 receptions for 42 yards and 1 TD at NE (12/12)
- Gained 80 yards from scrimmage, rushing for 49 yards on 13 carries and posting 5 receptions for 31 yards in the 19-14 victory vs. Cin. (11/27)

### — COLLEGE —

- Played in 47 games (38 starts) at Louisiana Tech, where he recorded a school-record 4,480 rushing yards and 72 TDs

on 801 carries...Also posted 88 receptions for 972 yards and 15 TDs

- Finished his career with 87 total TDs, the second most in NCAA history behind only Keenan Reynolds (Navy - 88), who was drafted by the Ravens in the sixth round in 2016
- Tied for the NCAA record of games played with a TD (38)... His 72 rushing TDs rank fourth most in NCAA history
- Named first-team All-Conference USA in 2015 and was a three-time first-team All-Louisiana member (2012, 2014, 2015)

### — HIGH SCHOOL —

- Prepped at Strong (AR) HS, where he lettered in both football and basketball and was named Arkansas' "Mr. Football" in 2011
- Rushed for a state single-season record 3,153 yards and 39 TDs en route to the school's state title run in 2011
- Also participated in track and field and helped lead his basketball team to a district championship as a junior

#### 2017

##### GAME-BY-GAME OFFENSE

RAVENS Date/Opp.	RUSHING					RECEIVING				
	No.	Yds.	Avg.	LG	TD	No.	Yds.	Avg.	LG	TD
9/10 @ Cin.	INJURED RESERVE	-	-	-	-	-	-	-	-	-
9/17 vs. Cle.	INJURED RESERVE	-	-	-	-	-	-	-	-	-
9/24 @ Jax.	INJURED RESERVE	-	-	-	-	-	-	-	-	-
10/1 vs. Pit.	INJURED RESERVE	-	-	-	-	-	-	-	-	-
10/8 @ Oak.	INJURED RESERVE	-	-	-	-	-	-	-	-	-
10/15 vs. Chi.	INJURED RESERVE	-	-	-	-	-	-	-	-	-
10/22 @ Min.	INJURED RESERVE	-	-	-	-	-	-	-	-	-
10/26 vs. Mia.	INJURED RESERVE	-	-	-	-	-	-	-	-	-
11/5 @ Ten.	INJURED RESERVE	-	-	-	-	-	-	-	-	-
11/19 @ GB	INJURED RESERVE	-	-	-	-	-	-	-	-	-
11/27 vs. Hou.	INJURED RESERVE	-	-	-	-	-	-	-	-	-
12/3 vs. Det.	INJURED RESERVE	-	-	-	-	-	-	-	-	-
12/10 @ Pit.	INJURED RESERVE	-	-	-	-	-	-	-	-	-
12/17 @ Cle.	INJURED RESERVE	-	-	-	-	-	-	-	-	-
12/23 vs. Ind.	INJURED RESERVE	-	-	-	-	-	-	-	-	-
12/31 vs. Cin.	INJURED RESERVE	-	-	-	-	-	-	-	-	-
<b>Totals</b>	<b>0</b>	<b>0</b>	<b>0</b>	<b>0</b>	<b>0</b>	<b>0</b>	<b>0</b>	<b>0</b>	<b>0</b>	<b>0</b>



# 30 KENNETH DIXON

## REGULAR SEASON

Year	Team	GP	GS	RUSHING					RECEIVING				
				No.	Yards	Avg.	LG	TD	No.	Yards	Avg.	LG	TD
2016	Baltimore	12	0	88	382	*4.3	20	2	30	162	5.4	16	1
2017	Baltimore	0	0	INJURED RESERVE - KNEE									
<b>Totals</b>		<b>12</b>	<b>0</b>	<b>88</b>	<b>382</b>	<b>4.3</b>	<b>20</b>	<b>2</b>	<b>30</b>	<b>162</b>	<b>5.4</b>	<b>16</b>	<b>1</b>

\*LED TEAM

## CAREER SINGLE-GAME HIGHS (REGULAR SEASON)

### RUSHING

**Carries:**  
13 (11/27/16 vs. Cin.)  
**Yardage:**  
57 (12/25/16 at Pit.)

**Long Gain:**  
20 (11/20/16 at Dal.)  
**Touchdowns:**  
1 2 times (1/1/17 at Cin.)

### RECEIVING

**Receptions:**  
8 (12/12/16 at NE)  
**Yardage:**  
42 2 times (last: 12/12/16 at NE)

**Long Gain:**  
16 2 times (last: 11/27/16 vs. Cin.)  
**Touchdowns:**  
1 (12/12/16 at NE)



## — DIXON'S COMMUNITY IMPACT —

- Joined the 2016 rookie class at the Helping Up Mission in Baltimore City, visiting with and serving lunch to the residents of the homeless shelter
- As part of the Ravens Foundation's signature project, volunteered to help renew and transform Mary Ann Winterling (Baltimore City) Elementary School, assisting with landscaping, painting and a field day for the school's children (2017)

## BEHIND ENEMY LINES

The Ravens are 10-6 on the road in all-time postseason play, posting the best road winning percentage (.625) since the 1970 merger. (Baltimore is 7-5 on the road during the John Harbaugh Era, which began in 2008.)

### NFL POSTSEASON WINNING PCT. / ROAD GAMES (Since 1970 Merger)

Rk.	Team	Record	Pct.
1.	<b>Baltimore Ravens</b>	<b>10-6</b>	<b>.625</b>
2.	New York Giants	8-7	.533
3.	Carolina Panthers	4-4	.500
4.	San Diego Chargers	5-6	.455
5.	Pittsburgh Steelers	9-12	.429

### Road Wins Quick Hit:

- Baltimore owns the NFL's most road playoff victories (10) since the 1970 merger. In all-time pro football history (prior to 1970), Baltimore ranks second to Green Bay (12, since 1919) for the most road playoff victories ever.

## BEST POSTSEASON MARK

The Ravens own the best playoff winning percentage (.652) in NFL history, compiling a 15-8 mark.

### PLAYOFF WINNING PERCENTAGE (Since 1970 Merger)

Rk.	Team	Record	Pct.
1.	<b>Baltimore Ravens**</b>	<b>15-8</b>	<b>.652</b>
2.	New England Patriots*****	33-19	.635
3.	New York Giants****	20-12	.625
4.	San Francisco 49ers*****	30-19	.612
5.	Pittsburgh Steelers*****	36-24	.600

\* Indicates number of Super Bowl titles





# 70

GUARD / TACKLE  
6-6 | 305



## ANDREW DONNAL

COLLEGE: IOWA HS: ANTHONY WAYNE (WHITEHOUSE, OH)

BORN: 3/3/92, MONCLOVA, OH

EXP. (NFL/RAVENS): 4/2 GP/GS (PLAYOFFS): 27/6 (0/0)



### — KEY TRANSACTIONS —

- Claimed off waivers by Baltimore on 11/13/17 after being released by the Los Angeles Rams on 11/11/17
- Originally selected by the St. Louis Rams in the fourth round (119th overall) of the 2015 NFL Draft

### — CAREER HIGHLIGHTS —

- Appeared in all 16 games in 2016 with LAR, making four starts (three at RT and one at RG)
- Played in five games (two starts) as a rookie in 2015, helping Rams RB Todd Gurley earn Pro Bowl honors and win *Associated Press* NFL Offensive Rookie of the Year
- Made his first-career start at LG as part of an offensive line that helped generate 160 rushing yards, while also permitting just 1 sack, at Min. (11/14/15)

### — PERSONAL —

- Brother, Mark, played basketball at Michigan and later transferred to play at Clemson in 2017-18
- Married Jenna Milos in June 2016
- Is an avid hunter and fisherman
- **Name is pronounced: DONE-elle**

### — SEASON RECAPS —

#### 2017: (BALTIMORE RAVENS – 6/0)

- The Ravens permitted the league's seventh-fewest sacks (27, tied Vikings), helping the team produce the NFL's ninth-ranked scoring attack (24.7 ppg)
- Played four snaps at RT when Austin Howard briefly left the game in the 23-16 win vs. Ind. (12/23)
- Saw action on special teams in the 23-16 win vs. Hou. (11/27)
- Active in his first game with the Ravens, but did not play in a 23-0 win at GB (11/19)
- Signed to the Ravens' roster on 11/13/17 after being claimed off waivers (LAR)
- Spent Weeks 1-9 of the 2017 season on the Rams' 53-man roster, but was inactive for all games

#### 2016: (LOS ANGELES RAMS – 16/4)

- Was part of an offensive unit that rushed for over 100 yards in five games
- Earned his first start of the season at right guard vs. Atl. (12/11)

#### 2015: (ST. LOUIS RAMS – 5/2)

- The Rams permitted the league's fewest sacks (18), helping the team produce the NFL's seventh-most rushing yards (1,956)
- Started at right guard and left the game with a knee injury at Bal. (11/22)
- Recorded his first-career start against Min. (11/8)

### — COLLEGE —

- Competed in 37 games during his career at Iowa...Started all 13 games at right tackle his senior year, en route to earning honorable mention All-Big Ten accolades, as voted by the coaches
- In 2013, saw action at both guard and tackle...Contributed to Iowa's 38-14 win at Purdue, where the Hawkeye offense rushed for 318 yards and gained 509 yards total offense
- In 2012, earned three starts over the first seven games of the season before suffering a season-ending injury
- Redshirted during the 2010 season

### — HIGH SCHOOL —

- Prepped at Anthony Wayne (Whitehouse, OH) HS, where as a senior, he was selected first-team All-Ohio by the *Associated Press*, first-team All-District, All-Northern Lakes League and District Lineman of the Year
- Participated in the Army All-American Bowl (2009)
- Also was a three year letterman in basketball and track



# 71

GUARD / TACKLE  
6-4 | 335



## JERMAINE ELUEMUNOR

COLLEGE: TEXAS A&M HS: MORRIS KNOLLS (ROCKAWAY, NJ)

BORN: 12/13/94, LONDON, ENGLAND

EXP. (NFL/RAVENS): 2/2 GP/GS (PLAYOFFS): 8/2 (0/0)



### — KEY TRANSACTIONS —

- Jermaine Eluemunor was selected by the Ravens in the fifth round (159th overall) of the 2017 NFL Draft

### — CAREER HONORS —

- Selected to the *PFWA* All-Rookie team (2017)

### — CAREER HIGHLIGHTS —

- Made his first-career start at RG vs. Chi. (10/15)
- Saw action in his first-career game at Jax. (9/24), which happened to be played in his birth city of London, England

### — PERSONAL —

- Born in London, England, where he grew up playing soccer and rugby until he moved to the U.S. at age 14
- Received several wrestling scholarship offers as a senior in high school, but elected to play junior college football instead with the hope of receiving a D-I scholarship
- First exposed to football in 2007, when he watched the New York Giants play the Miami Dolphins in the first-ever NFL game at Wembley Stadium...Said that playing for the Ravens in London in Week 3 of 2017 was "a dream come true"
- Won the individual Hot Chicken Eating Contest at the Music City Bowl Welcome Party in 2015
- Graduated with a degree in youth development
- **Last name is pronounced: eh-LOO-muh-nor**

### — SEASON RECAPS —

#### 2017: (BALTIMORE RAVENS – 8/2)

- Played in eight games (two starts) as a rookie, earning a spot on the *PFWA* All-Rookie team
- The Ravens permitted the league's seventh-fewest sacks (27, tied Vikings), helping the team produce the NFL's ninth-ranked scoring attack (24.7 ppg)

- Inactive (shoulder) in the Ravens' final six games
- Made his first-career start at RG vs. Chi. (10/15)
- Subbed for an injured RG Matt Skura (knee) and played for an offense that did not allow a sack and generated 143 rushing yards in a 30-17 victory at Oak. (10/8)
- Played at RG and competed on special teams vs. Pit. (10/1)
- Saw action in his first-career game, playing RG at Jax. (9/24)...Eluemunor's first-career game happened in his birth city of London, England
- Inactive in the 24-10 win vs. Cle. (9/17) and in the 20-0, season-opening victory at Cin. (9/10)

### — COLLEGE —

- Appeared in 25 games (12 starts) at Texas A&M, playing both tackle and guard...Redshirted the 2014 season after transferring from Lackawanna (Scranton, PA) where he was selected second-team All-Northeast Conference
- In 2016, started seven games at right tackle and four games at guard, helping the Aggies average 35.4 points and 467.0 ypg, ranking in the SEC's Top 3 in each category
- Made his first-career start at left guard in the Music City Bowl vs. Louisville in the final game of the 2015 season

### — HIGH SCHOOL —

- Prepped at Morris Knolls (Rockaway, NJ) HS, where he played football for the first time in his life
- Compiled a 30-7 record as a wrestler, reaching the NJ state finals as a senior

# PLAY LIKE A RAVEN

### — ELUEMUNOR'S COMMUNITY IMPACT —

- Joined the 2017 rookie class at the Helping Up Mission in Baltimore City, visiting with and serving dinner to the residents of the homeless shelter
- Attended the Ravens 13th annual Holiday Helpers event at Target to shop for gifts with Baltimore youth in need (2017)
- Joined teammates to sign autographs and play games during the Ravens' Purple Evening, an event dedicated to female fans (2017)
- Helped lead a youth football clinic for British children in his hometown of London prior to the Ravens playing in the NFL's International Series game (2017)





# 5

QUARTERBACK  
6-6 | 245



## JOE FLACCO

COLLEGE: DELAWARE HS: AUDUBON (NJ)

BORN: 1/16/85, VOORHEES, NJ

EXP. (NFL/RAVENS): 11/11 GP/GS (PLAYOFFS): 154/154 (15/15)



### — KEY TRANSACTIONS —

- Signed a contract extension with the Ravens on 3/2/16
- Placed on Injured Reserve (knee) on 11/24/15
- Re-signed with the Ravens on 3/4/13
- Originally selected by the Ravens in the first round (18th overall) of the 2008 NFL Draft, becoming the second NCAA Division I FCS (formerly I-AA) QB ever selected in the first round...Steve McNair was the third-overall pick by Houston in 1995 out of Alcorn State

### — HONORS —

- Super Bowl XLVII MVP (2012)
- Diet Pepsi Rookie of the Year (*NFL.com* fan vote) in 2008
- NFL Offensive Rookie of the Month (November, 2008)
- *USA Today's* All-Joe Team (players critical to their team but don't receive Pro Bowl nods) in 2009 and 2012
- AFC Offensive Player of the Week (Week 6, 2014; Week 1, 2012; Week 9, 2008)
- AFC Rookie of the Week (Week 17, 2008)
- FedEx Air NFL Player of the Week (Week 13, 2016; Week 17, 2014; Week 6, 2014; Week 10, 2012; Week 3, 2012; Week 3, 2011)
- GMC "Never Say Never" Moment of the Week (Week 14, 2013; Week 9, 2011)

### — CAREER HIGHLIGHTS —

- Leading Baltimore to the Super Bowl XLVII title in 2012, Flacco became the second QB in NFL postseason history (Joe Montana - 1989) to throw 11 TDs and 0 INTs
- His 102 total wins (including playoffs) rank fourth among active starting QBs since Flacco entered the NFL in 2008
- Flacco's 72 regular season wins from 2008-14 are the most by a starting QB in the first *seven* seasons of a career in NFL history...His 75 wins through *eight* seasons (2008-15) stand as the fifth most...Flacco's 83 wins through *nine* seasons (2008-16) tie (Jim Kelly) for fifth most
- Flacco's 10 playoff wins are the second most among NFL QBs since he entered the NFL in 2008 (Tom Brady has 13)
- Flacco's seven-career postseason road wins rank as the most by a QB in NFL history
- Flacco is the first starting QB in NFL history (since 1970 merger) to win a playoff game in each of his first five seasons (2008-12)...Russell Wilson is the second (2012-16)
- Is the Ravens' all-time leading passer in yards (35,780), TD passes (200), completions (3,267) and attempts (5,291)
- In 2016, threw for a single-season team-record 4,317 yards

- Owns a franchise record for 300-yard passing games (30)
- Flacco's 137-consecutive starts (including playoffs) ranked as the most to begin a career by a QB in NFL history...Streak was snapped on 11/30/15 after he suffered a season-ending knee injury the previous week
- Flacco has 26 career game-winning drives (24 regular season and 2 playoffs) in the fourth quarter or overtime
- Became the fastest QB in NFL history to throw 5 TDs (16:03 into the game) in the 48-17 win at TB (10/12/14)... Finished the game 21-of-28 for 306 yards, 5 TDs (tying a team record) and 0 INTs to post a club-record 149.7 passer rating
- Flacco has thrown at least 2 TD passes in eight-straight playoff games, marking the longest streak in NFL postseason history
- Flacco has 25-career postseason TD passes, ranking 12th most in NFL playoff history...Among active QBs, Flacco's 25 playoff TD passes rank fifth most
- Flacco's streak of 197 passes without throwing an INT in the postseason (from 1/22/12 to 1/10/15) is the second longest in NFL playoff history (Drew Brees, 226)
- In the Ravens' last 10 playoff games (since 2010), Flacco is 196-of-327 for 2,563 yards, 24 TDs and 4 INTs (104.1 rating)...Ravens are 7-3 in these postseason contests
- In Baltimore's last six playoff games (5-1 record), Flacco has thrown 17 TDs and 2 INTs...Completing 119 of 200 passes for 1,691 yards, he owns a stellar 111.1 QB rating
- Became the NFL's first rookie QB to win two playoff games in the 2008 Divisional Playoff win at Ten. (1/10/09)
- The tandem of John Harbaugh and Flacco, which in 2008 set the NFL record for most wins ever (13, including playoffs) by a rookie head coach starting a rookie QB, also own the league mark for earning the playoffs in their first five seasons (2008-12)

### — PERSONAL —

- Married his high school sweetheart, Dana, in 2011, and the couple has four sons – Stephen (6), Daniel (5), Francis (4) and Thomas (newborn) – and a daughter, Evelyn (2)
- Father, Stephen, played football and baseball at the University of Pennsylvania (1979-83)
- Brother, Mike, was drafted by the Baltimore Orioles in the 31st round of the 2009 MLB Draft and was a practice squad tight end for San Diego and Jacksonville
- Another brother, John, played football at Stanford, while another (Tom) is a quarterback at Towson University
- Is a proud supporter of Special Olympics Maryland

# 5 JOE FLACCO

## — SEASON RECAPS —

### 2017: (BALTIMORE RAVENS – 16/16)

- Completed 64.1% of his passes (352 of 549) for 3,141 yards and 18 TDs, helping the Ravens produce the NFL's ninth-ranked scoring attack (24.7 ppg)...Over the last nine games of the season, Baltimore averaged the league's second-most points per contest (29.4)
- Threw his 200th-career TD, completing 25 of 47 passes for 203 yards and 2 TDs vs. Cin. (12/31)
- Posted a season-high 109.2 QB rating, completing 29 of 38 passes for 237 yards, 2 TDs and 0 INTs in the 23-16 victory vs. Ind. (12/23)
- Threw for a season-high 288 yards and 1 TD, adding a 2-yard rushing TD, in the 27-10 win at Cle. (12/17)
- Completed 20 of 35 passes for 269 yards and 2 TDs at Pit. (12/10)
- Started his 150th-career game and completed 23 of 36 passes for 269 yards and 2 TDs, posting a 105.0 QB rating to help the Ravens produce a season high in points in the 44-20 victory vs. Det. (12/3)...The win marked Flacco's 100th total victory
- Completed a season-high 78.6% of his passes (22 of 28), throwing for 183 yards and 1 TD in a 23-0 win at GB (11/19)
- Finished 34-of-52 passing for a season-high 261 yards, 2 TDs and 1 INT at Ten. (11/5)
- Completed 10 of 15 passes for 101 yards and 1 TD, posting a 107.9 QB rating prior to leaving the game with a concussion in the second quarter of the 40-0 win vs. Mia. (10/26)
- Completed 73.1% of his passes (19 of 26) for 222 yards, including 2 completions of 50-plus yards to WR Mike Wallace, in the 30-17 victory at Oak. (10/8)
- Threw for at least 1 score for the 23rd-consecutive time in a home game, completing 31 of 49 passes for 235 yards, including a 16-yard TD throw to WR Mike Wallace, vs. Pit. (10/1)

### 2016: (BALTIMORE RAVENS – 16/16)

- Set career highs in attempts (672), completions (436) and completion percentage (64.9), throwing for a single-season franchise-record 4,317 yards...Also recorded four 300-yard passing games and threw for 20 TDs, including a career-long (and team record) 95-yarder to WR Mike Wallace vs. Pit. (11/6)
- Completed 30 of 44 passes (68.2 %) for 262 yards and 1 TD at Pit. (12/25), reaching the 4,000-yard single-season passing milestone for the first time in his career
- Recorded a franchise-record 37 completions on 52 attempts (71.2%), finishing with 324 yards and 2 TDs at NE (12/12)...Broke the previous franchise record for completions (36), which he set the week prior vs. Mia. (12/4)
- Earned FedEx Air Player of the Week after completing 36 passes on 47 attempts for 381 yards and 4 TDs in a 38-6 win

vs. Mia. (12/4)...His season-high 381 passing yards stands as the fifth most of his career, while his 4 TDs tie for the third most in Ravens single-game history

- Completed 73.2 percent of his passes (30 of 41) for 296 yards and posted a 97.2 QB rating, producing all 3 of his TD passes in the second half in the 28-7 win vs. Cle. (11/10)
- Surpassed 30,000 career passing yards, completing 25 of 44 attempts for 248 yards and 2 INTs at NYJ (10/23)...Prior to his first pick of the game, Flacco set a franchise-record by attempting 176-consecutive passes without an INT
- Finished 32-of-52 passing for 298 yards and 1 TD vs. Oak. (10/2)...Rushed for a 1-yard TD on fourth-and-goal, marking his 15th-career rushing score
- Strung together a franchise-record 21-consecutive completions, going 29-of-40 for 214 yards and 2 INTs in the 19-17 win at Jax. (9/25)...Also ran for a 7-yard TD...His 21-consecutive completions were 1 shy of an NFL single-game record
- Connected on 25 of 45 passes for 302 yards and 2 TDs for an offense that scored 23 unanswered points in a 25-20, come-from-behind win at Cle. (9/18)...The 20-point turnaround marked the second-largest comeback in Ravens history
- Completed 22 of 33 attempts for 258 passing yards, including a 66-yard TD strike to Mike Wallace, in the 13-7 season-opening victory vs. Buf. (9/11)

### 2015: (BALTIMORE RAVENS – 10/10)

- Led the Ravens on 3 game-winning drives (fourth quarter or OT), throwing for 2,791 yards and 14 TDs on 266-of-413 passing, before sustaining a season-ending knee injury in his 122nd-consecutive regular season start (the sixth-longest streak in NFL history entering 2018)
- Helped lead the league's No. 8 passing attack (266.9 ypg), which gained a single-season franchise-record 4,271 net passing yards...Baltimore also posted the second-most net yards (5,749) in team history
- Sustained a season-ending knee injury (but still finished the game) while engineering his 24th-career GW drive (K Justin Tucker 47-yard FG) in the 16-13 victory vs. STL (11/22)...Was 27-of-44 for 299 yards and 1 TD
- Threw for 316 yards and 3 TDs on 34-of-45 passing, his 26th-career 300-yard contest and 14th with at least 3 passing TDs, vs. Jax. (11/15)
- Completed 25 of 37 passes for 319 yards, 1 TD and a 103.3 rating in a 29-26 win vs. SD (11/1)...Rushed for a 1-yard TD
- Was 33-of-53 passing for 343 yards and 2 TDs, leading an offense that produced 420 net yards (a franchise-first fifth-consecutive 350-yard effort), at SF (10/18)
- Posted 2 rushing and 1 passing TD, leading an offense that scored 4 TDs in five red zone trips vs. Cle. (10/11)
- Directed an offense that gained the sixth-most net yards (493) in franchise history at Oak. (9/20)...Threw for 384 yards, the fourth-best mark in team history



## 5 JOE FLACCO

### 2014: (BALTIMORE RAVENS – 16/16, 2/2)

- Started all 16 games for the seventh-consecutive season and established career highs in passing yards (3,986 - since broken in 2016) and TD passes (27)...Completed 62.1% of his passes (344 of 554) for a 91.0 passer rating
- Led an offense that established franchise single-season records in yards (5,838) and points scored (409), which ranked eighth in the NFL
- Helped lead the Ravens to the playoffs for the sixth time in seven seasons, becoming the first QB in NFL history to reach the playoffs in six of his first seven years
- Started both postseason contests, completing 46 of 74 passes (62.2%) for 551 yards, 6 TDs and 2 INTs for a 100.7 QB rating for an offense that produced 727 yards and 61 points in two playoff games
- Started his 15th playoff game (most by a QB in NFL history over his first seven seasons) and completed 28 of 45 passes (62.2%) for 292 yards and a single-game postseason franchise-record 4 TD passes in the Divisional Playoff game at NE (1/10/15)
- Completed 18 of 29 passes (62.1%) for 259 yards, 2 TDs and 0 INTs (114.0 QB rating) in the 30-17 victory in the Wild Card game at Pit. (1/3/15)...Led the Ravens on four scoring drives in the second half against the Steelers
- Completed 22 of 36 passes for 312 yards, 2 TDs and 0 INTs for a 107.6 QB rating in the 20-10 victory in the season finale vs. Cle. (12/28)...Went 8-of-9 for 161 yards and 2 TDs for a perfect 158.3 QB rating in the fourth quarter, leading the Ravens on three scoring drives and 17 unanswered points
- Surpassed the 25,000-yard career passing mark, completing 20 of 30 attempts for 221 yards and 1 TD (99.4 rating) in the victory vs. Jax. (12/14).
- Earned AFC Offensive Player of the Week honors after throwing a franchise-record-tying 5 TDs, becoming the fastest player in NFL history (since 1970 merger) to toss 5 TDs (16:03 into the game) in the 48-17 victory TB (10/12)... Finished the game 21-of-28 (75%) for 306 yards, 5 TDs and 0 INTs for a franchise-record 149.7 QB rating...Ravens gained



- 475 yards and scored 6 TDs against the Buccaneers...The 48 points scored are the most in Ravens road-game history
- Started his 100th-consecutive regular season game and completed 71% of his passes (22 of 31) for 327 yards, 3 TDs and 0 INTs for a then-franchise-record 137.4 QB rating in the 38-10 victory vs. Car. (9/28)
- Completed 19 of 31 passing attempts (61.3%) for 217 yards, 1 TD and 1 INT in the 23-21 victory at Cle. (9/21)...Led the Ravens on a 37-yard game-winning drive late in the fourth quarter that was capped by K Justin Tucker's 32-yard FG as time expired...It marked Flacco's 20th (including playoffs) game-winning drive in the fourth quarter or OT
- Started and recorded career highs in completions (35) and passing attempts (62 - tied) for 345 yards, 1 TD (career-long 80-yarder to WR Steve Smith Sr.) and 1 INT in the season opener vs. Cin. (9/7)

### 2013: (BALTIMORE RAVENS – 16/16)

- Set career highs in attempts (614) and completions (362) – each since broken in 2016 – throwing for 3,912 yards (third-highest single-season total in his career) while becoming the first player in franchise history to throw for 20,000 yards...Also carried the ball 27 times for 131 yards and 1 TD
- Recorded his 19th-career game-winning drive in the fourth quarter or overtime that ended with K Justin Tucker's franchise-record 61-yard game-winning FG in the 18-16 victory at Det. (12/16)
- Produced his 18th-career game-winning drive in the fourth quarter or overtime, hitting WR Marlon Brown for a 9-yard TD with :04 remaining (earning the GMC "Never Say Never" Moment of the Week), capping off a crazy final 2:01 (5 TDs were scored in the 29-26 win) vs. Min. (12/8)...Finished the game, played in a driving snowstorm, 28-of-50 for 245 yards and 3 TDs
- Crossed the 20,000-yard career passing mark, completing 17 of 31 passes for 162 yards and 1 TD at Chi. (11/17)
- Started his 100th-career NFL game (including playoffs) and completed 70.6% of his passes (24 of 34) for 215 yards, 1 TD and 0 INTs at Pit. (10/20)
- Was 25-of-50 for 347 yards, including a then-career-long-tying 74-yarder (WR Torrey Smith) and 2 TDs at Buf. (9/29)
- Completed 22 of 33 passes (66.7%) for 211 yards, 1 TD and 0 INTs in the 14-6 victory vs. Cle. (9/15)...Flacco's second child (son, Daniel) was born two hours before kickoff
- Set career highs in passing attempts (62) and completions (34), while throwing for 362 yards and 2 TDs at Den. (9/5)

### 2012: (BALTIMORE RAVENS – 16/16, 4/4)

- Led the Ravens to their second World Championship after a second-straight AFC North division title...Named Super Bowl XLVII MVP and earned *USA Today's* All-Joe Team honors (players critical to their team, but don't receive Pro Bowl nods) after posting then-career highs in passing yards (3,817) and completions (317), while throwing 22 TDs

## 5 JOE FLACCO

- Ravens scored the second-most points (398) in franchise history and posted the fourth-most total yards (5,640) in team history...Ravens also set a team record for fewest turnovers in a single season (16)
  - In four playoff games, Flacco completed 73 of 126 passes for 1,140 yards, 11 TDs and 0 INTs for a 117.2 QB rating... Became just the second QB in NFL postseason history (Joe Montana - 1989) to throw 11 TDs and 0 INTs...Helped the Ravens' offense average 410.3 yards and 31 points per game during the playoffs
  - Earned game MVP honors after completing 66.7% of his passes (22 of 33) for 287 yards, 3 TDs and 0 INTs in the 34-31 victory in Super Bowl XLVII vs. SF (2/3/13)...Led the Ravens on 3 TD drives and converted 56% of the team's third downs (9 of 16) against the 49ers...Tied Tom Brady for the most playoff wins (9) by a QB in his first five seasons
  - Completed 21 of 36 passes for 240 yards, 3 TDs and 0 INTs for a 106.3 QB rating in the 28-13 victory in the AFC Championship at NE (1/20/13)
  - Established then-single-game franchise postseason records in passing yards (331) and passing TDs (3) for a 116.2 QB rating in the 38-35 double-OT win in the Divisional game at Den. (1/12/13)...Led the Ravens on 3 scoring drives of at least 50 yards (94, 58 and 77)...His fourth-quarter 70-yard game-tying TD pass to WR Jacoby Jones also marked a postseason franchise record
  - Posted a franchise postseason-record 125.6 QB rating (12-of-23 for 282 yards, 2 TDs and 0 INTs) in the Wild Card vs. Ind. (1/6/13)...Averaged 23.5 yards per completion, with 7 of his completions gaining at least 20 yards
  - In clinching the AFC North Division title, Flacco completed 69.4% of his passes (25 of 36) for 309 yards, 2 TDs and 0 INTs for a 114.2 QB rating in the 33-14 victory vs. NYG (12/23)... The Ravens' offense posted a season-high 533 yards (224 rushing and 309 passing), the third-highest output in team history...Flacco tied a franchise record (Vinny Testaverde, 1996) with his fifth 300-yard passing game of the season
  - Threw his 100th-career TD pass, completing 20 of 40 passes for 254 yards, including 2 TDs, vs. Den. (12/16)
  - Completed 30 of 51 passes for 355 yards, 1 TD and 0 INTs in the 16-13 OT victory at SD (11/25)...Flacco led the Ravens to 13 unanswered points in the fourth quarter and OT for the victory, including a 29-yard pass to RB Ray Rice, converting a fourth-and-29 that led to a game-tying FG six plays later... Led a 12-play, 69-yard drive in OT, which culminated with K Justin Tucker's game-winning 38-yard FG with 1:07 remaining in the extra period
  - Earned FedEx Air Player of the Week honors after leading the Ravens to a franchise-record 55 points, completing 21 of 33 passes (63.6%) for 341 yards and 3 TDs vs. Oak. (11/11)...Also scored on a 1-yard run
  - Was 28-of-46 for 356 yards, while crossing the 15,000-yard mark, with 1 TD Cle. (9/27)
  - Completed 28 of 39 passes for 382 yards (fourth-highest total of his career and fifth most in team history) and 3 TDs vs. NE (9/23)...Led the team to 503 total yards (fourth most in franchise history) and 4 scoring drives of at least 80 yards... With his 382 yards, Flacco became the Ravens' all-time leader in 300-yard passing games
- 2011: (BALTIMORE RAVENS – 16/16, 2/2)**
- Led the Ravens to the AFC North Division title and AFC title game, going 312-of-542 for 3,610 yards, 20 TDs and 12 INTs
  - Completed 36 of 63 passes for 482 yards, 4 TDs and just 1 INT for a 96.1 QB rating in two playoff games
  - Completed 22 of 36 passes for a then-postseason franchise-record 306 yards, 2 TDs and 1 INT for an offense that produced a then-playoff franchise-record 398 yards in the AFC Championship at NE (1/22/12)
  - Completed 14 of 27 passes for 176 yards, 2 TDs and 0 INTs, posting a 97.1 QB rating, in the 20-13 win in the Divisional Playoff vs. Hou. (1/15/12)...Became the first QB in NFL history (since the 1970 merger) to start a playoff game in each of his first four seasons and to win a playoff contest each year
  - Completed a season-high 74.2% of his passes (23 of 31) for 227 yards and 2 TDs in the 24-10 victory vs. Ind. (12/11)
  - Led the team on a 13-play, 92-yard game-winning drive, throwing a 26-yard TD pass to WR Torrey Smith with 8 seconds remaining in the 23-20 win at Pit. (11/6)...Finished 28-of-47 for 300 yards, 1 TD and 0 INTs...Became the second Ravens QB (Vinny Testaverde, 1996) to post back-to-back 300-yard passing games...The game-winning drive earned Flacco the GMC "Never Say Never" Moment of the Week, voted by fans on *NFL.com*
  - Established then-career highs in completions (31) and attempts (51) for 336 yards in the 30-27 victory vs. Ari. (10/30)...Flacco led the Ravens on 4 scoring drives in 7 second-half possessions, leading the Ravens back from a 21-point deficit, the biggest comeback in franchise history
  - Earned FedEx Air NFL Player of the Week honors after he threw for a career-high 389 yards and 3 TDs, leading the Ravens to a franchise-record 553 total yards in the 37-7 victory at STL (9/25)...Tossed a then-career-long 74-yard TD to WR Torrey Smith (his first-career catch)
  - Completed 17 of 29 passes for 224 yards, 3 TDs and 0 INTs for a 117.6 QB rating in the 35-7 victory vs. Pit. (9/11)...Led the Ravens on 6 scoring drives (4 TDs and 2 FGs)
- 2010: (BALTIMORE RAVENS – 16/16, 2/2)**
- Completed 62.6% of his passes (306 of 489) for 3,622 yards, 25 TDs (second-highest total of his career), while setting a career high with a 93.6 QB rating...Became the Ravens' all-time leader in every major passing category in 2010
  - Started both postseason games and completed 64.1% of his passes (41 of 64) for 390 yards, 3 TDs and 1 INT for a 90.0 QB rating



# 5 JOE FLACCO

- Became the first player in Ravens history to throw for 10,000 career yards, completing 63.2% of his passes for 102 yards and 2 TDs at Cle. (12/26)...Became the sixth player in NFL history to throw for 10,000 yards in his first three seasons
- Passed Vinny Testaverde for most TD passes in franchise history when he threw his 52nd-career TD pass vs. TB (11/28)...Completed 25 of 35 passes (71.4%) for 289 yards and 2 TDs, recording a 103.2 QB rating, his fifth 100-plus rating in last six games (posted a 99.5 rating against Atl.)
- Passed QB Kyle Boller (746) for the most pass completions in franchise history when he was 22-of-34 for 215 yards, with 3 TDs and 1 INT at Atl. (11/11)
- Completed 77.1% of his passes (27 of 35) for 285 yards, 2 TDs and a 119.3 QB rating at NE (10/17)...With 285 yards, became the Ravens' all-time leading passer (7,985 yards in 38 career games), surpassing QB Kyle Boller (7,846)
- Led a comeback win, throwing a TD pass to WR T.J. Houshmandzadeh with 32 seconds remaining in the 17-14 victory at Pit. (10/3)...Completed 64.9% of his passes for 256 yards, 1 TD and 1 INT

## 2009: (BALTIMORE RAVENS – 16/16, 4/4)

- Became the fourth starting QB since the 1970 merger to reach the playoffs in his first two NFL seasons (Ben Roethlisberger, Bernie Kosar and Dan Marino)
- Named to *USA Today's* All-Joe Team (players who are critical to their team, but don't receive Pro Bowl nods) by completing 315 of 499 passes (63.1%) for 3,613 yards and a 88.9 QB rating
- Posted then-career highs in TDs (4) and QB rating (135.6), completing 72.4% of his passes (21 of 29) for 234 yards and 0 INTs in the 31-7 victory vs. Chi. (12/20)
- Posted a then-career-high 120.8 QB rating, completing 13 of 20 attempts (65%) for 230 yards, 1 TD and 0 INTs in the 48-3 win vs. Det. (12/13)...Baltimore produced a then-franchise-record 548 total yards
- Completed 20 of 25 passes, including his last 14, for a career-high and franchise-record-tying 80% completion mark for 175 yards, 1 TD and 0 INTs (109.2 QB rating) in the

- 30-7 victory vs. Den. (11/1)...The 14-straight completions set a franchise record, breaking his own mark (12)
- Was 25-of-35 passing (71.4%) for 342 yards, including a 72-yard TD strike to WR Derrick Mason vs. Cle. (9/27)

## 2008: (BALTIMORE RAVENS – 16/16, 3/3)

- Earned the 2008 Diet Pepsi Rookie of the Year Award (*NFL.com* fan vote), connecting on 60% of his passes (257 of 428) for 2,971 yards, 14 TDs and 12 INTs for an 80.3 passer rating
- Rushed 52 times for 180 yards and 2 TDs...Pulled in a 43-yard reception from QB Troy Smith
- Became the first rookie QB in NFL history to win two playoff games, leading the Ravens to their first AFC Championship game since 2000...Finished the postseason 33-of-75 for 437 yards, 1 TD and 3 INTs
- Posted an 89.4 QB rating, completing 11 of 22 passes for 161 yards and his first-career playoff TD pass and 0 INTs in the Divisional Playoff at Ten. (1/10/09)
- Connected on 73.9% of his passes (17 of 23) for 297 yards, earning AFC Rookie of the Week honors after posting a 115.8 QB rating in the 27-7 win vs. Jax. (12/28)
- Completed 19 of 29 passes for 280 yards, 2 TDs and 0 INTs (119.9), including a 70-yard TD to WR Mark Clayton, in the 34-3 win at Cin. (11/30)
- Started his first-career NFL game and led the Ravens to a 17-10 win by completing 15 of 29 attempts for 129 yards vs. Cin. (9/7)...Also rushed 4 times for 37 yards, including his first-career rushing TD on a career-long 38-yard run (longest in NFL history by a QB making his debut)

## — COLLEGE —

- Started all 26 games in which he played at Delaware after transferring from Pittsburgh, throwing for 7,046 yards (second in school history), 41 TDs and 15 INTs for the Blue Hens...Also rushed for 76 yards and 9 TDs
- In two seasons (2006-07), Flacco set 20 Delaware records, including career marks for completions (595), attempts (938), 200-yard passing games (21), consecutive 200-yard passing games (15), 300-yard passing games (11),



## JANUARY JOE: A PLAYOFF PERFORMER

- Joe Flacco (2012), Joe Montana (1989) and Kurt Warner (2008) are the only QBs in NFL history to throw 11 TDs in a single postseason. Neither Flacco nor Montana threw an INT.
- In the Ravens' last 10 playoff games (since the 2010 season), Flacco is 196-of-327 for 2,563 yards, 24 TDs and 4 INTs (104.1 rating). He has led the Ravens to a 7-3 record in these contests
- In Baltimore's last six playoff games (5-1 record), Flacco has thrown 17 TDs and 2 INTs. Completing 119 of 200 passes for 1,691 yards, he owns a magnificent 111.1 QB rating.
- Flacco has thrown at least 2 TDs in eight-straight playoff games, marking the longest streak in NFL postseason history.

- Only Tom Brady (13) has more playoff wins by a QB since Joe Flacco (10) entered the NFL in 2008 (see chart below).
- Flacco's seven playoff wins on the road mark the most by a starting QB in NFL history (see chart below).

### PLAYOFF WINS (ACTIVE QBs / SINCE 2008)

1. Tom Brady . . . . . 13
2. **Joe Flacco** . . . . . **10**
3. Aaron Rodgers . . . . . 9
4. Ben Roethlisberger . . . . . 8  
Russell Wilson . . . . . 8

### ROAD PLAYOFF WINS (By QBs / NFL HISTORY)

1. **Joe Flacco** . . . . . **7**
2. E. Manning, A. Rodgers . . . 5  
B. Roethlisberger . . . . . 5
5. L. Dawson, J. Delhomme . . 4  
M. Sanchez, R. Staubach . . 4


## 5 JOE FLACCO

### — HIGH SCHOOL —

- consecutive pass attempts without an INT (212), yards passing per game (271.0), pass completion percentage (63.4%) and total offense per game (273.9)
- Set single-season school records for completions (331), attempts (521), yards (4,263), passing yards per game (284.2), 200-yard passing games (13), 300-yard passing games (7), total plays (585), total offense (4,285) and total offense per game (285.7)...Notched single-game school records for completions (40) and attempts (51)
  - Earned first-team All-American (*NFL Draft Report* and *Pro Football Weekly*), ECAC All-East Player of the Year and CAA co-Offensive Player of the Year honors as a senior in 2007... Also tabbed an All-Eastern College Athletic Conference and All-Colonial Athletic Association first-team pick after notching a school-record 4,263 yards, 23 TDs and 5 INTs on 331 of 521 passing (63.5%)...Led the 11-4 Blue Hens to an NCAA Division I FCS National Championship game appearance
  - Saw action in three games as backup QB, completing 1 of 4 passes for 11 yards, for Pittsburgh in 2004...Redshirted as a freshman at Pittsburgh in 2003
  - Graduated from Delaware with a degree in accounting
- Prepped at Audubon (NJ) HS, where he threw for 5,137 yards (fourth most in South Jersey history) as a three-year starter...Two-time New Jersey All-Group II, first-team All-South Jersey and All-Colonial Conference honoree
  - Threw for 2,020 yards (including a single-game South Jersey-record 471), earning Colonial Conference Athlete of the Year and South Jersey Touchdown Club Offensive Back of the Year as a senior in 2002
  - South Jersey Touchdown Club first-team All-Academic honoree and *The Courier Post* Scholar Athlete of the Year
  - Also played basketball and baseball, leading his team to the state baseball title



### — FLACCO'S COMMUNITY IMPACT —

- 
- Participated in a police ride along with law enforcement officials in West Baltimore to meet with local youth and discuss topics surrounding social justice (2017)
  - Co-hosted Holiday Party for Mount Washington Pediatric Hospital fundraiser (2017)
  - Continues to provide support to Special Olympics Maryland (SOMD), a nonprofit that provides year-round sports training and athletic competition in a variety of sports for children and adults with intellectual disabilities...Joined over 100 athletes from SOMD during the Ravens' PLAY 60 All Abilities Clinic (2017), participated in the Polar Bear Plunge (2009-11) and encouraged others through a public service announcement (2013-17)...Has also attended Special Olympics Maryland's Summer Games and visited with SOMD athletes at the Ravens' flag football exhibition (2010)
  - Serves as a spokesperson for the Baltimore Humane Society to help save the lives of pets in peril
  - Supports the Ravens community efforts to encourage literacy amongst youth... Participated in the launch of the Ravens Bookmobile, a rolling library that distributes free books to underserved youth across the Baltimore area (2016)... Also unveiled a newly renovated, Ravens-themed library at Charles Carroll Barrister Elementary School #34 (2015)... Fully-funded by the Ravens Foundation, these projects help provide the tools necessary for students to develop a love for reading... At both events, Flacco read to students and distributed books to grow the student's at home library
  - Met with female students from the Baltimore Leadership School for Young Women, and along with Ravens president Dick Cass, filmed an "On the Right Track" video that the school later used at their Em (Power) Breakfast (2014)
  - Filmed a PSA in support of the Cystic Fibrosis Foundation; niece, Chelsea, was born with cystic fibrosis (2013)
  - Joined teammates in visiting with patients at Franklin Square Medical Center who were undergoing treatment for breast cancer...Signed autographs and distributed pink footballs and hats (2012)
  - Annually supports Ravens' team events, such as the Flock Festival (2016-18), Touchdown for Teachers (2017-18), the Helping Up Mission coat distribution to homeless men (2010, 2014-15, 2017), the Goodwill Gridiron Halloween Party (2010), Union Memorial Hospital visit (2010) and the All Community Team Auction Party (2009, 2011-12)
  - Supports Ravens players' charitable outreach, including former Raven Lardarius Webb's Charity Softball Game



# 5 JOE FLACCO

## 2017

### GAME-BY-GAME

#### RAVENS

Date/Opp.	PASSING											RUSHING				
	Att.	Comp.	Yards	Comp%	Yds/Att	TD	INT	LG	Sack/Lost	Rating	No.	Yards	Avg.	LG	TD	
9/10 @ Cin.	17	9	121	52.9	7.12	1	1	48t	1/10	71.0	0	0	0.0	0	0	
9/17 vs. Cle.	34	25	217	73.5	6.38	2	1	23	2/16	97.3	1	-1	-1.0	-1	0	
9/24 @ Jax.	18	8	28	44.4	1.56	0	2	8	2/12	12.0	0	0	0.0	0	0	
10/1 vs. Pit.	49	31	235	63.3	4.80	1	2	16t	4/29	64.6	0	0	0.0	0	0	
10/8 @ Oak.	26	19	222	73.1	8.54	0	0	54	0/0	98.6	3	-4	0.0	0	0	
10/15 vs. Chi.	41	24	180	58.5	4.39	0	2	17	3/14	48.8	1	2	2.0	0	0	
10/22 @ Min.	39	27	186	69.2	4.77	1	0	23	5/42	88.2	1	0	0.0	0	0	
10/26 vs. Mia.	15	10	101	66.7	5.40	1	0	34t	0/0	107.9	1	9	9.0	9	0	
11/5 @ Ten.	52	34	261	65.4	5.02	2	2	19	2/9	74.3	1	7	7.0	7	0	
11/19 @ GB	28	22	183	78.6	6.54	1	1	33	3/22	90.9	2	-1	-0.5	0	0	
11/27 vs. Hou.	32	20	141	62.5	4.41	0	0	24	1/8	72.5	6	42	7.0	25	0	
12/3 vs. Det.	36	23	269	63.9	7.47	2	0	66	0/0	105.0	1	-1	-1.0	-1	0	
12/10 @ Pit.	35	20	269	57.1	7.69	2	1	40	1/8	88.9	0	0	0.0	0	0	
12/17 @ Cle.	42	26	288	61.9	6.86	1	0	33t	1/9	90.2	4	3	0.8	3	1	
12/23 vs. Ind.	38	29	237	76.3	6.24	2	0	23	1/17	109.2	4	-2	-0.5	1	0	
12/31 vs. Cin.	47	25	203	53.2	4.32	2	1	16	1/9	69.7	0	0	0.0	0	0	
<b>Totals</b>	<b>549</b>	<b>352</b>	<b>3,141</b>	<b>64.1</b>	<b>5.72</b>	<b>18</b>	<b>13</b>	<b>66</b>	<b>27/205</b>	<b>80.4</b>	<b>25</b>	<b>54</b>	<b>2.2</b>	<b>25</b>	<b>1</b>	

### REGULAR SEASON

Year	Team	GP	GS	PASSING											RUSHING				
				Att.	Comp.	Yards	Comp%	Yds/Att	TD	INT	LG	Sack/Lost	Rating	No.	Yards	Avg.	LG	TD	
2008	Baltimore	16	16	428	257	2,971	60.0	6.94	14	12	70t	32/276	80.3	52	180	3.5	38t	2	
2009	Baltimore	16	16	499	315	3,613	63.1	7.24	21	12	72t	36/218	88.9	35	56	1.6	10	0	
2010	Baltimore	16	16	489	306	3,622	62.6	7.41	25	10	67	40/294	93.6	43	84	2.0	14	1	
2011	Baltimore	16	16	542	312	3,610	57.6	6.66	20	12	74t	31/203	80.9	39	88	2.3	33	1	
2012	Baltimore	16	16	531	317	3,817	59.7	7.19	22	10	61t	35/227	87.7	32	22	0.7	16	3	
2013	Baltimore	16	16	614	362	3,912	59.0	6.37	19	22	74	48/324	73.1	27	131	4.9	22	1	
2014	Baltimore	16	16	554	344	3,986	62.1	7.18	27	12	80t	19/167	91.0	39	70	1.8	15	2	
2015	Baltimore	10	10	413	266	2,791	64.4	6.76	14	12	50t	16/124	83.1	13	23	1.8	16	3	
2016	Baltimore	16	16	672	436	4,317	64.9	6.42	20	15	95t	33/243	83.5	21	58	2.8	16	2	
2017	Baltimore	16	16	549	352	3,141	64.1	5.72	18	13	66	27/205	80.4	25	54	2.2	25	1	
<b>Totals</b>		<b>154</b>	<b>154</b>	<b>5,291</b>	<b>3,267</b>	<b>35,780</b>	<b>61.7</b>	<b>6.76</b>	<b>200</b>	<b>130</b>	<b>95t</b>	<b>317/2,281</b>	<b>84.1</b>	<b>326</b>	<b>766</b>	<b>2.3</b>	<b>38t</b>	<b>16</b>	

### CAREER SINGLE-GAME HIGHS (REGULAR SEASON)

#### Most Attempts:

62 2 times (last: 9/7/14 vs. Cin.)

#### Most Yards Passing:

389 (9/25/11 at TB)

#### Longest Gain:

95t (11/6/16 vs. Pit.)

#### Most Completions:

37 (12/12/16 at NE)

#### Most Touchdowns:

5 (10/12/14 at TB)

#### QB Rating:

149.7 (10/12/14 at TB)

#### Most Carries / Rushing Yards:

8 (9/25/11 at STL) / 57 (11/16/08 at NYG)

#### Longest Gain Rushing:

38t (9/7/08 vs. Cin.)

#### Most Rushing Touchdowns:

2 (10/11/15 vs. Cle.)

300-yard Passing Games: 30 (last: 324 yards, 12/12/16 at NE)

Additional Statistics: Has 2 receptions for 35 yards (had 1 reception for a career-long 43 yards vs. Oak. 10/26/08)

### POSTSEASON

Year	Team	GP	GS	PASSING											RUSHING				
				Att.	Comp.	Yards	Comp%	Yds/Att	TD	INT	LG	Sack/Lost	Rating	No.	Yards	Avg.	LG	TD	
2008	Baltimore	3	3	75	33	437	44.0	5.83	1	3	48t	3/16	50.8	12	5	0.4	5t	1	
2009	Baltimore	2	2	45	24	223	53.3	4.96	0	3	27	1/6	39.4	7	7	1.0	7	0	
2010	Baltimore	2	2	64	41	390	64.1	6.09	3	1	28	9/51	90.0	9	25	2.8	13	0	
2011	Baltimore	2	2	63	36	482	57.1	7.65	4	1	42	8/60	96.1	6	26	4.3	14	0	
2012	Baltimore	4	4	126	73	1,140	57.9	9.05	11	0	70t	6/38	117.2	8	16	2.0	14	0	
2014	Baltimore	2	2	74	46	551	62.2	7.45	6	2	40	1/13	100.7	8	8	1.0	9	0	
<b>Totals</b>		<b>15</b>	<b>15</b>	<b>447</b>	<b>253</b>	<b>3,223</b>	<b>56.6</b>	<b>7.21</b>	<b>25</b>	<b>10</b>	<b>70t</b>	<b>28/184</b>	<b>88.6</b>	<b>50</b>	<b>87</b>	<b>1.7</b>	<b>14</b>	<b>1</b>	

## FLACCO & HARBAUGH: TOGETHER SINCE DAY 1

**MOST REGULAR SEASON STARTS BY A QUARTERBACK /  
ENTIRE CAREER WITH SAME HEAD COACH  
(NFL History / Entering 2018)**

Rk.	Quarterback/Head Coach (Years)	Starts
1.	Tom Brady/Bill Belichick (2001-present)	251
2.	Terry Bradshaw/Chuck Knoll (1970-83)	158
3.	<b>Joe Flacco/John Harbaugh (2008-present)</b>	<b>154</b>



# 5 JOE FLACCO

## GAME-WINNING DRIVES IN 4TH QUARTER OR OT: 26 (24 REGULAR SEASON & 2 PLAYOFFS)

Date/Opp.	Drive Length	Scoring Play	Time Left	Score
11/02/08 at Cle.	5 plays, 59 yards in 1:54	Stover 22-yard field goal	5:36	30-27
01/10/09 at Ten. (Div.)	9 plays, 51 yards in 3:30	Stover 43-yard field goal	0:53	13-10
09/13/09 vs. KC	8 plays, 74 yards in 3:15	Clayton 31-yard pass from Flacco	2:06	38-24
11/29/09 vs. Pit.	6 plays, 17 yards in 3:23	Cundiff 29-yard field goal	6:42 (OT)	20-17
09/26/10 vs. Cle.	10 plays, 69 yards in 5:41	Boldin 27-yard pass from Flacco	9:13	21-17
10/03/10 at Pit.	4 plays, 40 yards in 0:36	Houshmandzadeh 18-yard pass from Flacco	0:32	17-14
10/24/10 vs. Buf.	4 plays, 9 yards in 1:58	Cundiff 38-yard field goal	10:54 (OT)	37-34
12/19/10 vs. NO	5 plays, 66 yards in 1:31	Cundiff 32-yard field goal	10:03	27-24 (30-24 final)
10/30/11 vs. Ari.	5 plays, 37 yards in 0:52	Cundiff 25-yard field goal	0:00	30-27
11/06/11 at Pit.	13 plays, 92 yards in 2:16	T. Smith 26-yard pass from Flacco	0:08	23-20
11/24/11 vs. SF	16 plays, 76 yards in 7:34	Pitta 8-yard pass from Flacco	14:56	13-6 (16-6 final)
09/23/12 vs. NE	7 plays, 70 yards in 1:55	Tucker 27-yard field goal	0:00	31-30
11/04/12 at Cle.	9 plays, 81 yards in 4:22	T. Smith 19-yard pass from Flacco	4:26	22-15 (25-15 final)
11/25/12 at SD	12 plays, 40 yards in 3:09	Tucker 38-yard field goal	0:00	13-13
	12 plays, 69 yards in 3:49	Tucker 38-yard field goal	1:07 (OT)	16-13
01/12/13 at Den. (Div.)	3 plays, 77 yards in :38	J. Jones 70-yard pass from Flacco	0:31	35-35
	6 plays, 16 yards in 2:33	Tucker 47-yard field goal	13:18 (2OT)	38-35
10/06/13 at Mia.	7 plays, 34 yards in 2:25	Tucker 44-yard field goal	1:42	26-23
11/10/13 vs. Cin.	8 plays, 28 yards in 4:34	Tucker 46-yard field goal	5:27 (OT)	20-17
12/08/13 vs. Min.	5 plays, 80 yards in 0:41	M. Brown 9-yard pass from Flacco	0:04	29-26
12/16/13 at Det.	7 plays, 24 yards in 1:43	Tucker 61-yard field goal	0:38	18-16
09/21/14 at Cle.	6 plays, 37 yards in 1:58	Tucker 32-yard field goal	0:00	23-21
12/28/14 vs. Cle.	2 plays, 69 yards in :50	T. Smith 16-yard pass from Flacco	7:33	13-10 (20-10 final)
10/01/15 at Pit.	7 plays, 45 yards in :58	Tucker 42-yard field goal	0:03	20-20
	8 plays, 32 yards in 4:33	Tucker 52-yard field goal	5:08 (OT)	23-20
11/01/15 vs. SD	9 plays, 59 yards in 2:27	Tucker 39-yard field goal	0:00	29-26
11/22/15 vs. STL	5 plays, 12 yards in :54	Tucker 47-yard field goal	0:00	16-13
09/18/16 at Cle.	5 plays, 27 yards in 2:35	Tucker 49-yard field goal	11:19	22-20 (25-20 final)
09/25/16 at Jax.	8 plays, 22 yards in 1:57	Tucker 54-yard field goal	1:02	19-17

## A MAGICAL POSTSEASON PASSER



Super Bowl XLVII MVP QB Joe Flacco was masterful during the Ravens' 2012 playoff run, completing 73 of 126 passes for 1,140 yards, 11 TDs and 0 INTs to produce a 117.2 passer rating. Impressively, Flacco joined Hall of Fame QB Joe Montana (1989) as the only players to produce 11 touchdowns and 0 interceptions during an NFL postseason.

### JOE FLACCO STATISTICS / 2012 PLAYOFFS

Game (Opp./Rd.)	Cmp-Att	Pct.	Yards	TDs	INTs	Rate
1/06/13 vs. Ind. (WC)	12-23	52.2	282	2	0	125.6
1/12/13 at Den. (Div.)	18-34	52.9	331	3	0	116.2
1/20/13 at NE (AFC)	21-36	58.3	240	3	0	106.3
2/03/13 at SF (SB)	22-33	66.6	287	3	0	124.2
<b>Totals (Record: 4-0)</b>	<b>73-126</b>	<b>57.9</b>	<b>1,140</b>	<b>11</b>	<b>0</b>	<b>117.2</b>

## RAVENS ALL-TIME PASSING LEADERS

QB Joe Flacco is the Ravens' all-time leading passer in every major category. Flacco, who led Baltimore to a Super Bowl XLVII victory in 2012 (and earned game MVP honors), has completed 10 seasons as the Ravens' signal caller. In 2017, he connected on 64.1 percent of his passes for 3,141 yards, 18 TDs and 13 INTs.

### RAVENS CAREER PASSING LEADERS / ENTERING 2018

Rk.	Player	G	Att	Cmp	Pct	Yards	TDs	INTs	Rate
1.	Joe Flacco	154	5,291	3,267	61.7	35,780	200	130	84.1
2.	Kyle Boller	53	1,311	746	56.9	7,846	45	44	71.9
3.	V. Testaverde	29	1,019	596	58.5	7,148	51	34	82.8



3

QUARTERBACK  
6-2 | 213

# ROBERT GRIFFIN III

COLLEGE: BAYLOR HS: COPPERAS COVE (COPPERAS COVE, TX)

BORN: 2/12/90, OKINAWA, JAPAN

EXP. (NFL/RAVENS): 6/1 GP/GS (PLAYOFFS): 42/40 (1/1)



## — KEY TRANSACTIONS —

- Signed (one-year contract) by Baltimore on 4/4/18
- Released by Cleveland on 3/10/17
- Signed by Cleveland on 3/24/16
- Released by Washington on 3/7/16
- Originally selected by the Washington Redskins in the first round (second overall) of the 2012 NFL Draft

## — HONORS —

- Pro Bowl (2012)
- *Associated Press* NFL Offensive Rookie of the Year (2012)
- PFWA Rookie of the Year (2012)
- PFW/PFWA All-Rookie Team (2012)
- PFW/PFWA Offensive Rookie of the Year (2012)
- *The Sporting News* Rookie of the Year (2012)

## — CAREER HIGHLIGHTS —

- Set NFL rookie records in 2012 for passer rating (102.4), INT percentage (1.27) and rushing yards by a QB (815)
- During his award-filled rookie season, also passed for 3,200 yards, 20 TDs and just 5 INTs, helping lead Washington to a 10-6 record and playoff berth
- Was the first NFL rookie to throw for 300 yards, with 2 TDs and 0 INTs in an NFL debut, passing for 320 yards and 2 TDs in the season-opening win at NO (9/9/12)

## — PERSONAL —

- Was born in Okinawa, Japan, where his parents were stationed in the military
- Started his own foundation in 2015 called "Family of 3," which helps support three families a year
- Enjoys singing gospel music
- Graduated with a degree in political science from Baylor
- Married Grete Šadeiko, a former Florida State track athlete from Estonia, in March 2018...The couple has a newborn daughter (Gloria)

## — SEASON RECAPS —

### 2017: (NOT ON AN NFL ROSTER)

### 2016: (CLEVELAND BROWNS – 5/5)

- Completed 87 of 147 passes for 2 TDs and 3 INTs in five games for Cleveland
- Suffered a shoulder injury in Week 1 and was placed on Injured Reserve - Designated for Return...Returned to the starting lineup in Week 14 vs. Cin. (12/11)

- Led the Browns to their first win of the season by completing 17 of 25 passes for 164 yards vs. SD (12/24)... Also rushed for 42 yards
- Recorded 1 rushing TD and added 196 passing yards at Buf. (12/8)

### 2015: (WASHINGTON REDSKINS – 0/0)

- Was a gameday inactive for all games during the season

### 2014: (WASHINGTON REDSKINS – 9/7)

- Completed 147 of 214 attempts for 1,694 yards, 4 TDs and 6 INTs to produce an 86.9 passer rating
- Finished 27-of-41 passing for 336 yards and 1 TD vs. Dal. (12/28)...Also rushed for 19 yards and 1 TD
- Completed 18 passes for 236 yards and 1 TD on 27 attempts at NYG (12/14)...Also rushed for a season-high 46 yards
- Connected on 18 of 28 of his passes for 251 yards and 1 TD in his return from injury at Min. (11/2)
- Inactive Weeks 3-8 with an ankle injury
- Left the game with an ankle injury in the 41-10 victory vs. Jax. (9/14)

### 2013: (WASHINGTON REDSKINS – 13/13)

- Started the first 13 games of the season and was inactive for the last three contests...Completed 274 of 456 attempts for 3,203 yards, 16 TDs and 12 INTs...Also posted 489 rushing yards on 86 carries (5.7 avg.)
- Finished 24-of-37 passing for 281 yards and 3 TDs, en route to a season-high QB rating of 114.8 at Min. (11/7)...Added 88 rushing yards
- Completed 18 of 29 attempts for 289 yards, 2 TDs and 1 INT for a 105.2 QB rating in the 45-41 win vs. Chi. (10/20)...Also rushed for 84 yards
- Connected on 26 of 40 passes for 320 yards, 3 TDs and 1 INT for a 104.2 QB rating at GB (9/15)

### 2012: (WASHINGTON REDSKINS – 15/15, 1/1)

- Earned Pro Bowl honors after his rookie campaign, along with being named the *Associated Press* NFL Offensive Rookie of the Year, PFW/PFWA Rookie of the Year and Offensive Rookie of the Year (2012)
- Finished with 3,200 passing yards, 20 TDs and 5 INTs on 258 of 393 passes...Also rushed for 815 yards and 7 TDs
- Set NFL rookie records for passer rating (102.4), INT percentage (1.27) and rushing yards by a QB (815)
- Was 10-for-19 for 84 yards, 2 TDs and 1 INT in the Wild Card playoff vs. Sea. (1/6/13)
- Threw for 304 yards, 4 TDs and 1 INT in the 38-31 victory at Dal. (11/22)...Became the first rookie in NFL history to throw 4 TD passes in consecutive games

# 3 ROBERT GRIFFIN III

- Completed 14 of 15 passes for 200 yards, 4 TDs and 1 INT for a career-high 158.3 QB rating in the 31-6 win vs. Phi. (11/18)...Also rushed for 84 yards
- Completed 17 of 22 passes for 182 yards, 1 TD and 1 INT vs. Min (10/14)...Rushed for a career-high 138 yards and 2 TDs
- Made first-career NFL start and led the Redskins to a 40-32 win by completing 19 of 26 attempts for 320 yards and 2 TDs at NO (9/9)...Became the first player in NFL history to throw for 300 yards, 2 TDs and 0 INTs in an NFL debut

## — COLLEGE —

- Started 40 games at Baylor, throwing for 10,366 yards, 78 TDs and 17 INTs, adding 2,254 rushing yards and 33 TDs
- As a junior, won the Heisman Trophy, Davey O'Brien Award, Manning Award, National Player of the Year and Big-12's Player of the Year and Offensive Player of the Year awards...Also earned several All-America honors
- In his Heisman-winning campaign, threw for 4,293 yards, 37 TDs and 6 INTs, adding 699 rushing yards and 10 TDs
- As a redshirt sophomore, started every game and

completed 304 of 454 passes for 3,501 yards, 22 TDs and 8 INTs...Ran for 635 yards and 8 TDs

- Suffered a season-ending knee injury in the third game of his sophomore campaign and obtained a medical redshirt
- In 2008, was named Big 12 Freshman & Newcomer of the Year and earned Freshman All-America honors, throwing for 2,091 yards, 15 TDs and just 3 INTs
- Also competed in track...Won the gold medal in the 400-meter hurdles at Big 12 Championships and followed that with a third-place finish in the same event at NCAA Outdoor Championships, earning him All-America honors

## — HIGH SCHOOL —

- Prepped at Copperas Cove (Copperas Cove, TX) HS, where as a starter in his last two seasons, he recorded 3,357 passing yards, 41 TDs and 9 INTs...Also rushed for 2,161 yards and 32 TDs
- Also ran track and set state records in the 110-meter and 300-meter hurdles...In 2007, was named the Gatorade Texas Boys Track & Field Athlete of the Year

### REGULAR SEASON

Year	Team	GP	GS	PASSING								RUSHING						
				Att.	Comp.	Yards	Comp%	Yds/Att	TD	INT	LG	Sack/Lost	Rating	No.	Yards	Avg.	LG	TD
2012	Washington	15	15	393	258	3,200	65.6	8.14	20	5	88t	30/217	102.4	120	815	6.8	76t	7
2013	Washington	13	13	456	274	3,203	60.1	7.02	16	12	62t	38/274	82.2	86	489	5.7	26	0
2014	Washington	9	7	214	147	1,694	68.7	7.92	4	6	69t	33/227	86.9	38	176	4.6	23	1
2015	Washington	0	0	0	0	0	0.0	0.0	0	0	0	0/0	0.0	0	0	0.0	0	0
2016	Cleveland	5	5	147	87	886	59.2	6.03	2	3	58	22/138	72.5	31	190	6.1	20	2
<b>Totals</b>		<b>42</b>	<b>40</b>	<b>1,210</b>	<b>766</b>	<b>8,983</b>	<b>63.3</b>	<b>7.40</b>	<b>42</b>	<b>26</b>	<b>88t</b>	<b>123/856</b>	<b>88.4</b>	<b>275</b>	<b>1,670</b>	<b>6.1</b>	<b>76t</b>	<b>10</b>

### CAREER SINGLE-GAME HIGHS (REGULAR SEASON)

#### Most Attempts:

50 (9/22/13 vs. Det.)

#### Most Yards Passing:

336 (12/28/14 vs. Dal.)

#### Longest Gain:

88t (9/9/12 at NO)

#### Most Completions:

32 (9/22/13 vs. Det.)

#### Most Touchdowns:

4 2 times (last: 11/22/12 at Dal.)

#### QB Rating:

158.3 (11/18/12 vs. Phi.)

#### Most Carries / Rushing Yards:

13 2 times (last: 10/14/12 vs. Min.) / 138 (10/14/12 vs. Min.)

#### Longest Gain Rushing:

76t (10/14/12 vs. Min.)

#### Most Rushing Touchdowns:

2 2 times (last: 10/14/12 vs. Min.)

300-yard Passing Games: 7 (last: 324 yards, 12/28/14 vs. Dal.)

### POSTSEASON

Year	Team	GP	GS	PASSING								RUSHING						
				Att.	Comp.	Yards	Comp%	Yds/Att	TD	INT	LG	Sack/Lost	Rating	No.	Yards	Avg.	LG	TD
2012	Washington	1	1	19	10	84	52.6	4.42	2	1	30	2/16	77.5	5	21	4.2	9	0
<b>Totals</b>		<b>1</b>	<b>1</b>	<b>19</b>	<b>10</b>	<b>84</b>	<b>52.6</b>	<b>4.42</b>	<b>2</b>	<b>1</b>	<b>30</b>	<b>2/16</b>	<b>77.5</b>	<b>5</b>	<b>21</b>	<b>4.2</b>	<b>9</b>	<b>0</b>

## — GRIFFIN III'S COMMUNITY IMPACT —

- Established the Family of 3 Foundation to serve struggling military families, underprivileged youth and victims of domestic violence (2015)
- Funded a complete home makeover through the Family of 3 Foundation for a Vietnam War veteran (2016)
- Hosted a Salute to Fitness event to teach youth and adults in Waco, TX, about healthy eating and fitness habits (2015)
- Attended the 10th annual House Inc. Cinderella Ball, which honored children living with disabilities and life-threatening illnesses (2015)
- Joined Maryland Governor Larry Hogan in speaking at the "Stop Bullying in its Tracks" anti-bullying campaign at Six Flags America (2015)
- Surprised military families of TAPS by visiting with them and providing them with a monetary donation (2015)



# 69

DEFENSIVE TACKLE  
6-3 | 291



## WILLIE HENRY

COLLEGE: MICHIGAN HS: GLENVILLE (CLEVELAND, OH)  
BORN: 3/20/94, CLEVELAND, OH  
EXP. (NFL/RAVENS): 3/3 GP/GS (PLAYOFFS): 14/3 (0/0)



### — KEY TRANSACTIONS —

- Placed on Injured Reserve (thigh) on 11/15/16
- Willie Henry was selected by the Ravens in the fourth round (132nd overall) of the 2016 NFL Draft...Was the fourth of five Ravens' picks in the round

### — CAREER HIGHLIGHTS —

- After not playing as a rookie in 2016, recorded 32 tackles, 3.5 sacks, 5 PD and 1 FR in a breakout 2017 season
- Posted 5 tackles and a career-best 2 sacks in a 23-0 win at GB (11/19/17)
- Registered 5 tackles and 2 PD for a defense that produced 3 sacks and held the Raiders to 245 total yards at Oak. (10/8/17)
- Posted 5 tackles (4 solo) in his first-career NFL game at Jax. (9/24/17)

### — PERSONAL —

- Enjoys action movies, particularly the "Bourne" film series
- Wears No. 69 because he grew up idolizing Jared Allen... Is also a big fan of DeMarcus Ware
- Went bungee-jumping with his mom for a Mother's Day event when he was younger
- Was enrolled in the College of Literature, Science and the Arts at Michigan, majoring in general studies

### — SEASON RECAPS —

#### 2017: (BALTIMORE RAVENS – 14/3)

- Tallied 32 tackles (23 solo), 3.5 sacks (-23 yards), 1 FR and ranked second among AFC DTs with 5 PD for a unit that led the league in both takeaways (34) and interceptions (22)
- Registered 4 tackles (3 solo), including 1 sack (-8 yards), in the 23-16 victory vs. Ind. (12/23)
- Produced 2 tackles and 1 FR on a S Eric Weddle strip-sack of QB Matthew Stafford in the 44-20 victory vs. Det. (12/3)
- Recorded 5 solo tackles, including a career-high 2 sacks, for a defense that forced 5 turnovers, registered 6 sacks and posted its third shutout of the season in a 23-0 win at GB (11/19)...It marked just the third time in franchise history the Ravens recorded 6 sacks and forced 5 turnovers
- Recorded 3 tackles and a half-sack (the first of his career) vs. Chi. (10/15)
- Tied his career high with 5 tackles and registered 2 PD for the second-consecutive game in the 30-17 win at Oak. (10/8)

- Batted down 2 of QB Ben Roethlisberger's throws at the line of scrimmage, adding 1 tackle vs. Pit. (10/1)
- Saw action in his first-career NFL game and totaled 5 tackles (4 solo) at Jax. (9/24, in London)

#### 2016: (BALTIMORE RAVENS – 0/0)

- Placed on Injured Reserve (thigh) on 11/15
- Active, but did not play at NYJ (10/23)...Was a gameday inactive for the Ravens' first six games of the season

### — COLLEGE —

- Played in 33 games at Michigan, making 21 starts, before declaring for the NFL Draft after his junior season...Posted 86 tackles (40 solo), 10 sacks (-89 yards), 18.5 TFL (-103 yards) and 1 INT with the Wolverines
- Earned Big Ten honorable mention as a junior in 2015, recording a career high in tackles (34), TFL (10) and sacks (6.5 for -46 yards)
- Worked out for Ravens coaches at Michigan during John and Jim Harbaugh's "The Greatest Coaching Clinic of All Time" (2016)
- Scored on a 7-yard INT-TD return as a sophomore in 2014
- Earned All-Big Ten Freshman Team by *ESPN.com* in 2013 after tallying 32 tackles, 3 TFL and a blocked PAT

### — HIGH SCHOOL —

- Attended Glenville (Cleveland, OH) HS, where he was mentored by legendary high school coach Ted Ginn Sr... Henry produced 10 sacks as a senior
- Played both basketball and football while at Glenville

#### 2017

##### GAME-BY-GAME DEFENSE

##### RAVENS

Date/Opp.	TT	Solo	Asst.	Sacks	INT	PD	FF	FR
9/10 @ Cin.				INACTIVE				
9/17 vs. Cle.				INACTIVE				
9/24 @ Jax.	5	4	1	0-0	0-0	0	0	0
10/1 vs. Pit.	1	1	0	0-0	0-0	2	0	0
10/8 @ Oak.	5	3	2	0-0	0-0	2	0	0
10/15 vs. Chi.	3	2	1	0.5-3	0-0	0	0	0
10/22 @ Min.	0	0	0	0-0	0-0	0	0	0
10/26 vs. Mia.	0	0	0	0-0	0-0	0	0	0
11/5 @ Ten.	3	1	2	0-0	0-0	0	0	0
11/19 @ GB	5	5	0	2-12	0-0	0	0	0
11/27 vs. Hou.	3	2	1	0-0	0-0	1	0	0
12/3 vs. Det.	2	1	1	0-0	0-0	0	0	1
12/10 @ Pit.	0	0	0	0-0	0-0	0	0	0
12/17 @ Cle.	1	1	0	0-0	0-0	0	0	0
12/23 vs. Ind.	4	3	1	1-8	0-0	0	0	0
12/31 vs. Cin.	0	0	0	0-0	0-0	0	0	0
<b>Totals</b>	<b>32</b>	<b>23</b>	<b>9</b>	<b>3.5-23</b>	<b>0-0</b>	<b>5</b>	<b>0</b>	<b>1</b>



# 69 WILLIE HENRY

## REGULAR SEASON

Year	Team	GP	GS	TACKLES			SACKS		INTERCEPTIONS					FUMBLES			
				TT	Solo	Asst.	No.	Yards	No.	Yards	LG	TD	PD	FF	FR	Yards	
2016	Baltimore	0	0	0	0	0	0.0	0.0	0	0	0	0	0	0	0	0	0
2017	Baltimore	14	3	32	23	9	3.5	23.0	0	0	0	0	5	0	1	0	
<b>Totals</b>		<b>14</b>	<b>3</b>	<b>32</b>	<b>23</b>	<b>9</b>	<b>3.5</b>	<b>23.0</b>	<b>0</b>	<b>0</b>	<b>0</b>	<b>0</b>	<b>5</b>	<b>0</b>	<b>1</b>	<b>0</b>	

SPECIAL TEAMS TACKLES (1): 2017 (1)

## CAREER SINGLE-GAME HIGHS (REGULAR SEASON)

**Total Tackles:**

5 3 times (last: 11/19/17 at GB)

**Solo Tackles:**

5 (11/19/17 at GB)

**INTs:**

None

**Passes Defensed:**

2 2 times (last: 10/8/17 at Oak.)

**Forced Fumbles:**

None

**Fumble Recoveries:**

1 (12/3/17 vs. Det.)

**Sacks:**

2 (11/19/17 at GB)



## — HENRY'S COMMUNITY IMPACT —

- Joined teammates at a Ravens "Sip and Paint" event for breast cancer survivors and those still undergoing treatment (2017)
- Helped distribute coats to homeless men at the annual Helping Up Mission Coat Distribution (2017)
- Competed in the Player Philanthropy Fund (PPF) Celebrity Cornhole Challenge fundraiser (2017)
- Joined teammates to sign autographs and play games during the Ravens' Purple Evening, an event dedicated to female fans (2017)
- As part of the Ravens Foundation's annual signature project, volunteered to help renew and transform Mary Ann Winterling (Baltimore City) Elementary School, assisting with landscaping, painting and a field day for the school's children (2017)
- Joined youth from Woodson Elementary and George Washington Elementary (Baltimore City) to participate in the annual Hometown Huddle Ravens TEAM Challenge...The NFL/United Way Hometown Huddle is a league-wide day of service designed to bring awareness and impact to the issue of youth health and wellness (2016)
- Involved with Show Your Soft Side, a campaign developed to combat the incidence of animal abuse in Baltimore (2016)
- Attended the Ravens' 12th annual Holiday Helpers event at Target to shop for gifts with Baltimore youth in need (2016)
- Supports teammates' charitable endeavors, including former DB Lardarius Webb's Celebrity Softball Game (2017) and WR Steve Smith Sr.'s Charity Fashion Show (2016)



PLAY LIKE A  
RAVEN

Willie Henry produced 2 tackles and 1 FR (see picture left) on a S Eric Weddle strip-sack of QB Matthew Stafford in the Ravens' 44-20 victory vs. Det. (12/3/17).

# 43

CORNERBACK  
5-10 | 175



## JAYLEN HILL

COLLEGE: JACKSONVILLE STATE HS: MARIETTA (GA)  
BORN: 5/26/94, ATLANTA, GA  
EXP. (NFL/RAVENS): 2/2 GP/GS (PLAYOFFS): 6/0 (0/0)



### — KEY TRANSACTIONS —

- Signed with the Ravens on 5/24/17 as a RFA

### — CAREER HIGHLIGHTS —

- Was one of three (LB Bam Bradley and FB/DL Patrick Ricard) rookie free agents to make the Ravens' 2017 Week 1 roster
- Appeared in first-career NFL game after returning from injury (thigh), registering 1 tackle and 1 PD at Min. (10/22)

### — PERSONAL —

- Majored in business management at Jacksonville State
- Has an older brother, Jeremy, and a younger sister, Alexis...Older brother, Jeremy, played football at the University of Pikeville (KY)
- Received an invitation to try out for the Ravens at the 2017 rookie minicamp, signing with Baltimore shortly after

### — SEASON RECAPS —

#### 2017: (BALTIMORE RAVENS – 6/0)

- Saw action on special teams and for a defensive unit that led the NFL in takeaways (34) and INTs (22)...Missed the last game of the season after suffering a knee injury vs. Ind. (12/23)
- In his first-career NFL game, returned from a thigh injury to post 1 tackle and 1 PD at Min. (10/22)
- Inactive (thigh) in the Ravens' first six games



### — HILL'S COMMUNITY IMPACT —

- Supports team and teammates' charitable endeavors, including Tony Jefferson's "Shop With A Jock" Holiday Shopping Event (2017)

### — COLLEGE —

- Appeared in 48 games at Jacksonville State, recording 39-consecutive starts to end his career...Posted 126 tackles (97 solo), 27 PD, 1 FR and a school-record 13 INTs in his four-year career
- Registered 32 tackles (23 solo), 13 PD and a conference-leading 6 INTs as a senior in 2016...Also led the conference with 181 INT return yards...Named *Associated Press* FCS third-team All-American and first-team All-OVC
- Started 15 games as a junior, tallying 37 tackles (29 solo), 7 PD, 1 FR and 4 INTs, including 2 picks in the FCS playoffs
- As a sophomore in 2014, played in 12 games (all starts) and posted a career-high 52 tackles

### — HIGH SCHOOL —

- Prepped at Marietta (GA) HS, where he tallied 66 tackles, 4 sacks, 2 FRs and 2 INTs as a senior
- Also played basketball

#### 2017

##### GAME-BY-GAME DEFENSE

RAVENS									
Date/Opp.	TT	Solo	Asst.	Sacks	INT	PD	FF	FR	
9/10 @ Cin.					INACTIVE - THIGH				
9/17 vs. Cle.					INACTIVE - THIGH				
9/24 @ Jax.					INACTIVE - THIGH				
10/1 vs. Pit.					INACTIVE - THIGH				
10/8 @ Oak.					INACTIVE - THIGH				
10/15 vs. Chi.					INACTIVE - THIGH				
10/22 @ Min.	1	1	0	0-0	0-0	1	0	0	
10/26 vs. Mia.	0	0	0	0-0	0-0	0	0	0	
11/5 @ Ten.					SAW ACTION ON SPECIAL TEAMS				
11/19 @ GB					INACTIVE				
11/27 vs. Hou.					INACTIVE				
12/3 vs. Det.					INACTIVE				
12/10 @ Pit.					SAW ACTION ON SPECIAL TEAMS				
12/17 @ Cle.					SAW ACTION ON SPECIAL TEAMS				
12/23 vs. Ind.					SAW ACTION ON SPECIAL TEAMS				
12/31 vs. Cin.					INJURED RESERVE - KNEE				
<b>Totals</b>	<b>1</b>	<b>1</b>	<b>0</b>	<b>0-0</b>	<b>0-0</b>	<b>1</b>	<b>0</b>	<b>0</b>	

#### REGULAR SEASON

Year	Team	GP	GS	TACKLES			SACKS		INTERCEPTIONS				FUMBLES			
				TT	Solo	Asst.	No.	Yards	No.	Yards	LG	TD	PD	FF	FR	Yards
2017	Baltimore	6	0	1	1	0	0.0	0.0	0	0	0	0	1	0	0	0
<b>Totals</b>		<b>6</b>	<b>0</b>	<b>1</b>	<b>1</b>	<b>0</b>	<b>0.0</b>	<b>0.0</b>	<b>0</b>	<b>0</b>	<b>0</b>	<b>0</b>	<b>1</b>	<b>0</b>	<b>0</b>	<b>0</b>

SPECIAL TEAMS TACKLES (2): 2017 (2)

#### CAREER SINGLE-GAME HIGHS (REGULAR SEASON)

<b>Total Tackles:</b> 1 (10/22/17 at Min.)	<b>INTs:</b> None	<b>Forced Fumbles:</b> None
<b>Solo Tackles:</b> 1 (10/22/17 at Min.)	<b>Passes Defensed:</b> 1 (10/22/17 at Min.)	<b>Fumble Recoveries:</b> None

# 29

CORNERBACK  
6-0 | 197



## MARLON HUMPHREY

COLLEGE: ALABAMA HS: HOOVER (BIRMINGHAM, AL)

BORN: 7/8/96, BIRMINGHAM, AL

EXP. (NFL/RAVENS): 2/2 GP/GS (PLAYOFFS): 16/5 (0/0)



### — KEY TRANSACTIONS —

- Marlon Humphrey was selected by the Ravens in the first round (16th overall) of the 2017 NFL Draft...Declared for the NFL Draft following his redshirt sophomore season

### — CAREER HIGHLIGHTS —

- As a rookie in 2017, totaled 34 tackles, 2 INTs and finished second on the team with 11 PD for a unit that led the league in both takeaways (34) and INTs (22)
- Recorded his first-career INT (returned 15 yards) and tallied 3 tackles in a 23-0 win at GB (11/19)
- Earned his first-career start in the 30-17 win at Oak. (10/8)

### — PERSONAL —

- Father, Bobby, was a first-team All-American RB at Alabama in 1986 and 1987, ranking second in Crimson Tide career rushing yards (3,420)...Bobby became a 1989 first-round draft pick of the Denver Broncos, where he played three seasons and earned 1990 Pro Bowl honors... Bobby also played for the Miami Dolphins in 1992
- Mother, Barbara, set Alabama-Birmingham's still-standing record in the outdoor 400 meters (53.30)
- Older brother, Maudrecus, played WR at Arkansas and UAB...Older sister, Breona, ran track at UAB...Younger sister, Brittley, is a standout hurdler at LSU
- Spent much of the 2018 offseason serving as a volunteer track coach at Hoover (AL) HS

### — SEASON RECAPS —

#### 2017: (BALTIMORE RAVENS – 16/5)

- Totaled 34 tackles (30 solo), 2 INTs and finished second on the team with 11 PD for a unit that led the league in both takeaways (34) and INTs (22)
- Started at CB and posted 5 solo tackles at Pit. (12/10)
- Saw extensive time when subbing for an injured CB Jimmy Smith (Achilles)...Recorded a team-leading 7 tackles and 1 INT (returned 18 yards) in a 44-20 win vs. Det. (12/3)
- Recorded his first-career INT (returned 15 yards) and tallied 3 tackles for a defense that forced 5 turnovers, registered 6 sacks and posted its third shutout of the season in a 23-0 win at GB (11/19)...It marked just the third time in franchise history the Ravens recorded 6 sacks and forced 5 turnovers
- Registered 4 tackles and 1 PD for a defense that posted a shutout and allowed a season-low 196 yards in a 40-0 win vs. Mia. (10/26)

- Earned his first-career start and posted 3 tackles for a defense that produced 3 sacks and held the Raiders to 245 total yards in the 30-17 victory at Oak. (10/8)
- Recorded 4 solo tackles and spent time matched up one-on-one with standout Steelers WR Antonio Brown, helping limit him to 4 catches for 34 yards vs. Pit. (10/1)
- Saw action on special teams and competed from scrimmage for a defense that forced 5 turnovers (4 INTs and 1 FR) and posted the 11th shutout in franchise history in the 20-0, season-opening victory at Cin. (9/10)

### — COLLEGE —

- Started all 29 games in which he played, posting 81 tackles, 5 INTs (1 returned for a TD), 13 PD and 3 FFs
- During his two years as a starter, Alabama registered a 28-2 record, making two appearances in the CFP National Championship...Crimson Tide won the 2015 national title
- In 2016, helped the Alabama defense lead the nation in scoring (13.0 ppg) and rushing (63.9 ypg), while ranking second in total defense (261.8 ypg)...Was also selected first-team All-American by the FWAA
- In 2015, was named to the Freshman All-SEC Team, posting 45 tackles, 3 INTs and 8 PD

### — HIGH SCHOOL —

- Prepped at Hoover (Birmingham, AL) HS, where he was a three-time Alabama Sports Writers Association's first-team 6A All-State honoree
- Tallied 13 INTs and 31 PD during his career, helping lead Hoover to State Championships in 2012 and 2013
- Named the 2013 *Birmingham News* Metro Boys Track Athlete of the Year...Posted a top time of 6.89 seconds in the indoor 60-meter dash, 7.80 in the 60-meter hurdles and a 48.11 best in the 400-meter hurdles

#### 2017

##### GAME-BY-GAME DEFENSE

RAVENS									
Date/Opp.	TT	Solo	Asst.	Sacks	INT	PD	FF	FR	
9/10 @ Cin.	0	0	0	0-0	0-0	0	0	0	0
9/17 vs. Cle.	2	2	0	0-0	0-0	1	0	0	0
9/24 @ Jax.	0	0	0	0-0	0-0	2	0	0	0
10/1 vs. Pit.	4	4	0	0-0	0-0	0	0	0	0
10/8 @ Oak.	3	2	1	0-0	0-0	0	0	0	0
10/15 vs. Chi.	1	1	0	0-0	0-0	0	0	0	0
10/22 @ Min.	1	1	0	0-0	0-0	0	0	0	0
10/26 vs. Mia.	4	4	0	0-0	0-0	1	0	0	0
11/5 @ Ten.	0	0	0	0-0	0-0	1	0	0	0
11/19 @ GB	3	2	1	0-0	1-15	2	0	0	0
11/27 vs. Hou.	0	0	0	0-0	0-0	0	0	0	0
12/3 vs. Det.	7	5	2	0-0	1-18	1	0	0	0
12/10 @ Pit.	5	5	0	0-0	0-0	0	0	0	0
12/17 @ Cle.	1	1	0	0-0	0-0	1	0	0	0
12/23 vs. Ind.	0	0	0	0-0	0-0	0	0	0	0
12/31 vs. Cin.	3	3	0	0-0	0-0	2	0	0	0
<b>Totals</b>	<b>34</b>	<b>30</b>	<b>4</b>	<b>0-0</b>	<b>2-33</b>	<b>11</b>	<b>0</b>	<b>0</b>	<b>0</b>



# 29 MARLON HUMPHREY

## REGULAR SEASON

Year	Team	GP	GS	TACKLES			SACKS		INTERCEPTIONS					FUMBLES		
				TT	Solo	Asst.	No.	Yards	No.	Yards	LG	TD	PD	FF	FR	Yards
2017	Baltimore	16	5	34	30	4	0.0	0.0	2	33	18	0	11	0	0	0
<b>Totals</b>		<b>16</b>	<b>5</b>	<b>34</b>	<b>30</b>	<b>4</b>	<b>0.0</b>	<b>0.0</b>	<b>2</b>	<b>33</b>	<b>18</b>	<b>0</b>	<b>11</b>	<b>0</b>	<b>0</b>	<b>0</b>

## CAREER SINGLE-GAME HIGHS (REGULAR SEASON)

<b>Total Tackles:</b> 7 (12/3/17 vs. Det.)	<b>INTs:</b> 1 2 times (last: 12/3/17 vs. Det.)	<b>Forced Fumbles:</b> None
<b>Solo Tackles:</b> 5 2 times (last: 12/10/17 at Pit.)	<b>Passes Defended:</b> 2 3 times (last: 12/31/17 vs. Cin.)	<b>Fumble Recoveries:</b> None
<b>Sacks:</b> None		



## — HUMPHREY'S COMMUNITY IMPACT —

- Joined the 2017 rookie class at the Helping Up Mission in Baltimore City, visiting with and serving dinner to the residents of the homeless shelter
- Participated in a police ride along with law enforcement officials in West Baltimore to meet with local youth and discuss topics surrounding social justice (2017)
- Joined Ravens alumni and teammates during Jameel McClain's 53 Families Thanksgiving event to serve a warm meal to families in need (2017)
- Joined teammates to sign autographs and play games during the Ravens' Purple Evening, an event dedicated to female fans (2017)
- Partnered with Jimmy's Famous Seafood for Ninth Annual Toys for Tots Gala (2017)
- Supports teammates' charitable endeavors, including Anthony Levine Sr.'s Celebrity Bowling event (2017)

## RAVENS ROOST UNSUNG HERO AWARD

The Ravens Roost Unsung Hero Award is presented annually to the Ravens player who best demonstrates outstanding performance on the field, but does not receive recognition for his accomplishments. The award, voted by the presidents of the individual Ravens Roosts, is presented at the Roosts' Bull and Oyster Roast each February.



### RAVENS ROOST UNSUNG HERO AWARD WINNERS

1996	RB Earnest Byner	2007	NT Kelly Gregg
1997	S Stevon Moore	2008	C Jason Brown
1998	OL Jeff Blackshear	2009	C Matt Birk
1999	DT Larry Webster	2010	K Billy Cundiff
2000	S Kim Herring	2011	G Marshal Yanda
2001	LB Jamie Sharper	2012	K Justin Tucker
2002	DT Kelly Gregg	2013	WR Marlon Brown
2003	LB Ed Hartwell	2014	RB Justin Forsett
2004	C/G Casey Rabach	2015	P Sam Koch
2005	LB Adalius Thomas	2016	K Justin Tucker
2006	DB Corey Ivy	2017	OLB Matthew Judon

# 74

GUARD / TACKLE  
6-5 | 310



## JAMES HURST

COLLEGE: NORTH CAROLINA HS: PLAINFIELD (IN)  
BORN: 12/17/91, PLAINFIELD, IN  
EXP. (NFL/RAVENS): 5/5 GP/GS (PLAYOFFS): 64/32 (2/2)



### — KEY TRANSACTIONS —

- Re-signed (four-year deal) with the Ravens on 3/12/18
- Re-signed (restricted free agent) with the Ravens on 4/19/17
- Signed with the Ravens as a rookie free agent on 5/12/14

### — CAREER HIGHLIGHTS —

- In 2017, played in all 16 games for the fourth-consecutive season, starting at LG and helping the team produce the NFL's ninth-ranked scoring attack (24.7 ppg)
- Has played in 64-straight games, never missing a contest since he signed with Baltimore in 2014
- Has started 15 games at LG, 14 at LT, two as a TE in "jumbo formations" and one at RT
- Was one of three rookie free agents (LB Zachary Orr and RB Fitzgerald Toussaint) to make the Ravens' 2014 opening-day 53-man roster
- In 2016, competed in all 16 games (three starts) and was part of an O-line that helped protect QB Joe Flacco, allowing him to throw for a franchise-record 4,317 yards
- Competed in all 16 games in 2015 for an O-line that permitted the NFL's third-fewest sacks (24) and helped set a single-season team-record with 4,271 net passing yards
- Saw action in all 16 games as a rookie in 2014, including five starts (at LT), for an offense that established franchise single-season records in yards (5,838) and points scored (409)

### — PERSONAL —

- Enjoys playing disc golf, calling it his favorite hobby
- Fan of the MLS's Portland Timbers and has attended multiple games there
- Graduated from the University of North Carolina with a degree in exercise science and is interested in being a personal trainer or working in physical therapy following his playing career
- Avid reader, citing "The Breach" by Patrick Lee as his favorite book
- Married Amanda Griffin in April 2016

### — SEASON RECAPS —

#### 2017: (BALTIMORE RAVENS – 16/16)

- The Ravens permitted the league's seventh-fewest sacks (27, tied Vikings), helping the team produce the NFL's ninth-ranked scoring attack (24.7 ppg)...Over the last nine games of the season, Baltimore averaged the league's second-most points per contest
- Protected QB Joe Flacco, allowing him to complete 26 of

42 passes for a season-high 288 yards and 1 TD in the 27-10 win at Cle. (12/17)

- In his 60th-consecutive game, played for an O-line that protected QB Joe Flacco, allowing 0 sacks and helping the Ravens produce a season high in points in the 44-20 victory vs. Det. (12/3)
- Part of an O-line that helped pave the way for 139 rushing yards and 2 rushing TDs in the 23-16 win vs. Hou. (11/27)
- Part of an offensive line that did not permit a sack, while paving the way for a season-high 174 rushing yards in a 40-0 win vs. Mia. (10/26)
- Started at LG for an offense that did not allow a sack and generated 143 rushing yards in a 30-17 victory at Oak. (10/8)
- Started at LG for an O-line that helped the Ravens register 136 rushing yards and QB Joe Flacco throw for 2 TDs in a 24-10 win vs. Cle. (9/17)
- Started at LG for an O-line that helped the Ravens' rushing attack gain 157 yards, while also permitting just 1 sack, in the 20-0 season-opening victory vs. Cin. (9/10)

#### 2016: (BALTIMORE RAVENS – 16/3)

- Part of an offensive line that helped protect QB Joe Flacco, allowing him to register a career-high 64.9 completion percentage (436-of-672) and throw for a franchise-record 4,317 yards...Also played tight end in several games for the Ravens for blocking purposes
- Started at RT for an injured Rick Wagner and protected QB Joe Flacco, allowing him to record his 28th-career 300-yard passing game (307 yards) at NYG (10/16)
- Started at LT for an injured Ronnie Stanley (foot) and was part of an offensive line that helped generate 130 rushing yards vs. Oak. (10/2)

#### 2015: (BALTIMORE RAVENS – 16/8)

- Played for an O-line that permitted the NFL's third-fewest sacks (24) and helped produce a single-season franchise-record 4,271 net passing yards (eighth in the league)
- Played on special teams after starting at TE in the Ravens "jumbo formation" in the 20-17 victory vs. Pit. (12/27) and vs. KC (12/20)
- Started at LT for an offensive line that did not permit a sack in the 33-27 victory at Cle. (11/30)
- Started at LT, helping QB Joe Flacco complete 25 of 37 passes for 319 yards, 1 TD and a season-high 103.3 rating, in the 29-26 victory vs. SD (11/1)...Helped block on Flacco's 1-yard TD run, giving the Ravens a 26-23 fourth-quarter lead
- Started at LT for an offense that produced 191 rushing yards in the 23-20 OT win at Pit. (10/1)...Helped block for RB Justin Forsett, who carried the ball a career-high 27 times for 150 rushing yards (second most in his career)

# 74 JAMES HURST

- Started at LT for an O-line that did not allow a sack and helped QB Joe Flacco throw for 362 yards, including 186 to WR Steve Smith Sr. (third in team history), vs. Cin. (9/27)
- Started at LT in place of Eugene Monroe (concussion) and played every snap for an offense that gained the sixth-most net yards (493) in franchise history at Oak. (9/20)
- Started his first-career game at LT (Eugene Monroe - knee) for an offense that posted 454 total yards and 5 TDs vs. Car. (9/28)...Helped QB Joe Flacco throw for 327 yards and 3 TDs for a then-franchise-record 137.4 QB rating

## — COLLEGE —

### 2014: (BALTIMORE RAVENS – 16/5, 2/2)

- Made five starts (at LT) for an offense that established franchise single-season records in yards (5,838) and points scored (409)...Helped QB Joe Flacco establish career highs in passing yards (3,986, since broken) and TD passes (27)
- Was one of three RFAs (LB Zachary Orr and RB Fitzgerald Toussaint) to make the Ravens' opening-day 53-man roster
- Started both postseason games at LT (for an injured Eugene Monroe), helping produce 727 net yards and 61 points
- Started at LT, helping RB Justin Forsett rush for 129 yards (third most in Ravens postseason history) and QB Joe Flacco throw for a postseason franchise-record 4 TDs in the Divisional Playoff at NE (1/10/15)
- Started at LT for an offense that gained 475 yards and racked up 6 TDs at TB (10/12)...Helped protect QB Joe Flacco, allowing him to complete 75% of his passes (21 of 28) for 306 yards and a franchise-record-tying 5 TDs and a team-record 149.7 QB rating...Also helped RB Justin Forsett rush for his third-career 100-yard game (111 yards)
- Played in 50 games (school-record-tying 48 starts) at North Carolina, where he was a two-time first-team All-ACC, two-time second-team All-ACC and Freshman All-America selection (*Rivals.com*, *Phil Steele* and *The Sporting News*)
- Earned first-team All-ACC honors as a senior in 2013 after starting all 13 games at LT
- Received first-team (coaches) and second-team (media) All-ACC accolades after helping the Tar Heels set school records in total offense, scoring and passing yards...Part of the ACC-leading and NCAA's No. 9-ranked O-line that allowed 11 sacks (0.92 per game)
- Graduated with a degree in exercise and sport science

## — HIGH SCHOOL —

- Prepped at Plainfield (IN) HS, where he was a two-time first-team All-Conference, All-Area and All-State honoree
- Received Area Player of the Year recognition and ranked as the No. 10 overall player in the country and the No. 2 offensive tackle by *Rivals.com* as a senior

## — HURST'S COMMUNITY IMPACT —



- As part of the Ravens Foundation's annual signature project, volunteered to help renew and transform Mary Ann Winterling (Baltimore City) Elementary School, assisting with landscaping, painting and a field day for the school's children (2017)
- Attended the Goodwill Gridiron Halloween party to benefit Goodwill Industries of the Chesapeake (2015)

## RAVENS LARGEST COMEBACK VICTORIES

Date	Opponent	Points Down/ Score	Quarter	Final Score
10/30/11	vs. Arizona	21 / 24-3	2nd	W, 30-27
09/18/16	at Cleveland	20 / 20-0	1st	W, 25-20
11/12/06	at Tennessee	19 / 26-7	2nd	W, 27-26
11/23/03	vs. Seattle	17 / 41-24	4th	W, 44-41 OT
09/10/00	vs. Jacksonville	16 / 23-7	2nd	W, 39-36
11/14/04	at NY Jets	14 / 14-0	2nd	W, 20-17 OT
11/21/99	at Cincinnati	14 / 14-0	1st	W, 34-31
11/29/98	vs. Indianapolis	14 / 24-10	2nd	W, 38-31
10/27/96	vs. St. Louis	14 / 20-6	3rd	W, 37-31 OT



# 39

CORNERBACK  
6-0 | 192



## BENNETT JACKSON

COLLEGE: NOTRE DAME HS: RARITAN HS (HAZLET, NJ)  
BORN: 9/16/91, HAZLET, NJ  
EXP. (NFL/RAVENS): 2/1 GP/GS (PLAYOFFS): 0/0 (0/0)



### — KEY TRANSACTIONS —

- Signed a Reserve/Future contract with Baltimore on 1/3/18
- Released by the New York Giants on 8/30/16
- Placed on Injured Reserve on 9/1/15 while with NYG
- Signed a Reserve/Future contract with the Giants on 12/29/14
- Signed to Giants' practice squad on 8/31/14 after being waived following training camp
- Originally selected by the New York Giants in the sixth round (187th overall) in the 2014 NFL Draft

### — CAREER HIGHLIGHTS —

- Spent the entire 2015 season on Injured Reserve and 2014 campaign on the Giants' practice squad, ending the season on practice squad Injured Reserve

### — PERSONAL —

- Graduated with a film, television and theatre degree
- Considers Marqise Lee the best receiver he ever faced while at Notre Dame
- Enjoys going to the movies
- Says he likes playing defensive back because it's one of the most challenging positions on the field

### — SEASON RECAPS —

#### 2015: (NEW YORK GIANTS – 0/0, INJURED RESERVE)

- Spent the entire season on Injured Reserve after suffering a knee injury in the preseason

#### 2014: (NEW YORK GIANTS – 0/0)

- Was selected in the sixth round (187th overall) of the 2014 NFL Draft, but was waived following training camp
- Joined the Giants' practice squad on 8/31...Suffered a knee injury in October and spent the remainder of the season on practice squad Injured Reserve

### — COLLEGE —

- Saw action in 52 games (26 starts) at Notre Dame
- As a senior, recorded 64 tackles, including 5 TFL, which ranked fourth on the team, 2 INTs, 3 PD, 1 sack and 1 FF... Was named to the Bednarik Award Watch List
- In 2013, earned the starting cornerback job and tallied 65 tackles (45 solo) and 4 INTs
- Played primarily on special teams as a sophomore and registered 18 tackles
- As a freshman, was named Notre Dame's Special Teams Player of the Year...Returned 29 kickoffs for 645 yards (22.2 avg.) and also recorded 10 special teams tackles

### — HIGH SCHOOL —

- Prepped at Raritan (Hazlet, NJ) HS and played wide receiver and defensive back
- As a senior in 2009, recorded 40 catches for 729 yards and tallied 20 carries for 350 yards, scoring 13 total TDs...As a defensive back, recorded 4 INTs
- During his junior campaign, recorded 35 receptions for 305 yards and 4 TDs, adding 35 carries for 267 rushing yards and 4 TDs
- Also participated in track and field



# PLAY LIKE A RAVEN

# 38

CORNERBACK  
6-3 | 216



## STANLEY JEAN-BAPTISTE

COLLEGE: NEBRASKA HS: MIAMI CENTRAL (FL)

BORN: 4/12/90, MIAMI, FL

EXP. (NFL/RAVENS): 4/2 GP/GS (PLAYOFFS): 5/0 (0/0)



### — KEY TRANSACTIONS —

- Activated to the Ravens' 53-man roster on 12/5/17
- Signed to Baltimore's practice squad on 10/3/17 after being released from Jacksonville's practice squad on 9/12/17
- Signed with Jacksonville on 7/25/17, but was released on 9/2/17 and then added to the practice squad on 9/4/17
- Placed on Injured Reserve (shoulder) on 8/17/16 while with Seattle
- Signed to the Seahawks' practice squad on 12/17/15
- Signed to Detroit's practice squad on 9/7/15 after being waived by the Saints on 9/5/15
- Originally selected by the New Orleans Saints in the second round (58th overall) of the 2014 NFL Draft

### — CAREER HIGHLIGHTS —

- Played in four games as a rookie in 2014 with New Orleans, primarily seeing action on special teams... Played in one game with Baltimore in 2017

### — PERSONAL —

- Earned a criminal justice degree at Nebraska

### — SEASON RECAPS —

#### 2017: (BALTIMORE RAVENS & JACKSONVILLE JAGUARS – 1/0)

- Saw action on special teams in the season finale vs. Cin. (12/31), tallying 1 tackle
- Inactive in games 13-15 after being promoted to the 53-man roster in Week 14
- Activated to the 53-man roster on 12/5/17 after spending the previous two months on Baltimore's practice squad
- Signed to Jacksonville's practice squad on 7/25

#### 2016: (SEATTLE SEAHAWKS – 0/0, INJURED RESERVE)

- Placed on Injured Reserve (shoulder) on 8/17/16

#### 2015: (DETROIT LIONS & SEATTLE SEAHAWKS – 0/0)

- Spent time on the Lions' and Seahawks' practice squads

#### 2014: (NEW ORLEANS SAINTS – 4/0)

- Spent most of his rookie season as a gameday inactive... Played in four contests and had 1 special teams tackle
- Selected by the Saints in the second round (58th overall) of the 2014 NFL Draft

### — COLLEGE —

- Saw action in 36 games (19 starts) in three years at Nebraska...As a senior, recorded 41 tackles (21 solo), 12 PD and a team-leading (tied) 4 INTs
- Earned second-team All-Big Ten honors and was named a midseason second-team All-American by *Phil Steele* in 2013, also earning Big 12 Commissioner's Fall Academic Honor Roll his redshirt season (2010)
- In 2009, redshirted at Fort Scott (KS) CC

### — HIGH SCHOOL —

- Prepped at Miami Central HS and Westlake Prep (Miami, FL), playing both safety and WR...As a senior, recorded 21 catches for 569 yards and 7 scores, and defensively, recorded 6 INTs



#### REGULAR SEASON

Year	Team	GP	GS	TACKLES			SACKS		INTERCEPTIONS					FUMBLES			
				TT	Solo	Asst.	No.	Yards	No.	Yards	LG	TD	PD	FF	FR	Yards	
2014	New Orleans	4	0	0	0	0	0	0.0	0	0	0	0	0	0	0	0	0
2015	Detroit/Seattle	0	0	LIONS' PRACTICE SQUAD			--	--	--	--	--	--	--	--	--	--	--
2016	Seattle	0	0	INJURED RESERVE			--	--	--	--	--	--	--	--	--	--	--
2017	Baltimore	1	0	0	0	0	0	0.0	0	0	0	0	0	0	0	0	0
<b>Totals</b>		<b>5</b>	<b>0</b>	<b>0</b>	<b>0</b>	<b>0</b>	<b>0</b>	<b>0.0</b>	<b>0</b>	<b>0</b>	<b>0</b>	<b>0</b>	<b>0</b>	<b>0</b>	<b>0</b>	<b>0</b>	<b>0</b>

SPECIAL TEAMS TACKLES (2): 2017 (1), 2014 (1)

#### CAREER SINGLE-GAME HIGHS (REGULAR SEASON)

Total Tackles:

None

Solo Tackles:

None

Sacks:

None

INTs:

None

Passes Defensed:

None

Forced Fumbles:

None

Fumble Recoveries:

None

# 23

**SAFETY**  
5-11 | 211



## TONY JEFFERSON

**COLLEGE:** OKLAHOMA **HS:** EASTLAKE (CHULA VISTA, CA)  
**BORN:** 1/27/92, CHULA VISTA, CA  
**EXP. (NFL/RAVENS):** 6/2 **GP/GS (PLAYOFFS):** 79/47 (3/3)



### — KEY TRANSACTIONS —

- Signed with the Ravens as an unrestricted free agent (Ari.) on 3/9/17
- Originally signed with Arizona as a RFA on 4/29/13

### — CAREER HIGHLIGHTS —

- Entering 2018, owns 339 tackles (267 solo), 27 TFL, 7.5 sacks, 3 INTs (1 returned for a touchdown), 13 PD, 7 FFs and 3 FRs
- In 2017, recorded 79 tackles (56 solo), 1 INT, 2 PD, 1 FF and 2.5 sacks for a unit that led the league in takeaways (34) and INTs (22)
- In 2016, appeared in 15 games for Arizona, posting a team-high 92 tackles (74 solo), 2 sacks, 5 PD, 2 FFs and 2 FRs
- Since 2015, leads the NFL in TFL by a DB, with 24 such stops, including 7 in his first year (2017) with the Ravens
- In 2016, Jefferson's 13 TFL led all NFL defensive backs (Landon Collins was next with 9)...In addition, the 13 TFL rank as the NFL's most by a defensive back in a single season since the stat began being tracked in 2008

### — PERSONAL —

- Made a \$20,000 donation to a Hurricane Relief fund started by Miami Dolphins LB Kiko Alonso to benefit victims in Puerto Rico and elsewhere in 2017
- Has to play at least two games of 'Madden' the night before a game as part of his pre-game ritual...Is an avid video game player and tested how he looked on 'Madden' in a Ravens' uniform before signing with the team
- Jefferson's father, Tony Sr., was an Olympic boxer in the 1980s, while Jefferson Jr. boxed in middle school
- Favorite offseason hobby is paintballing
- With his wife, Jenel, has a son, Tony Jefferson III (3), whose nickname is "Stink"

### — SEASON RECAPS —

#### 2017: (BALTIMORE RAVENS – 16/16)

- Registered 79 tackles (56 solo), 1 INT, 2 PD, 1 FF and a career-high 2.5 sacks for a unit that led the league in both takeaways (34) and INTs (22)
- Posted 5 tackles from scrimmage and blocked an Adam Vinatieri FGA in the 23-16 victory vs. Ind. (12/23)
- Registered 2 tackles and 1 FF for a defense that produced 4 takeaways and held the Browns to 146 passing yards in a 27-10 win at Cle. (12/17)

- Tied a career best, posting a season-high 11 tackles (8 solo), including a half-sack, at Pit. (12/10)
- Notched his first INT of the season (returned 13 yards) and added 3 tackles for a unit that produced 3 turnovers and permitted 66 rushing yards in a 23-16 win vs. Hou. (11/27)
- Posted 4 tackles and 1 sack (-8 yards) for a defense that produced 3 sacks and held the Raiders to 245 total yards in the 30-17 victory at Oak. (10/8)
- In his first game with Baltimore, posted a team-high 9 tackles, including 1 sack, starting for a defense that forced 5 turnovers (4 INTs and 1 FR) and posted the 11th shutout in franchise history in the 20-0, season-opening victory at Cin. (9/10)

#### 2016: (ARIZONA CARDINALS – 15/14)

- Posted a team-leading 92 stops (74 solo), 2 sacks, 5 PD, 2 FFs and 2 FRs for the NFL's second-ranked defense (305.2 ypg)...Was placed on Injured Reserve (knee) before the Cardinals' season finale
- Recorded 13 TFL, which ranked as the NFL's most by a defensive back in a single season since the stat began being tracked in 2008
- Tallied a team-high 10 tackles (7 solo) and 2 TFL at Mia. (12/11)
- Posted 4 tackles (all solo), 1 PD and 1 FF (which he also recovered) at Car. (10/30)
- Registered 9 tackles, 1 FF and 1 sack at Buf. (9/25)
- Produced a career-high-tying 11 stops and 1 FR in a 40-7 win vs. TB (9/18)
- Tallied a team-leading 10 tackles (9 solo), and 2 TFL in the season opener vs. NE (9/11)

#### 2015: (ARIZONA CARDINALS – 16/7, 2/2)

- Registered 74 tackles (55 solo), 2 INTs (1 returned for a TD), 5 PD, 4 TFL, 2 sacks and 3 FFs, helping the Cardinals capture the NFC West Division title
- Tallied 19 tackles (12 solo), including 2 for loss, and 2 PD in Arizona's two playoff games
- Recorded 5 tackles (4 solo), 1 FF and 1 sack (-10 yards) at SF (11/29)
- Produced a team-best 11 tackles (7 solo) and a career-high 2 FFs at Det. (10/11)
- Scored his first-career TD on a 26-yard INT return, adding a team-leading 9 stops (all solo) at Chi. (9/20)

#### 2014: (ARIZONA CARDINALS – 16/8, 1/1)

- Finished third for the Cardinals' defense with 76 tackles (67 solo), 1 FF, 1 sack and 1 PD
- Notched 7 tackles in the Wild Card at Car. (1/3/15)



# 23 TONY JEFFERSON

- Recorded 7 solo stops and 1 FF vs. Sea. (12/21)
- Established a career high with 11 tackles (since tied), also netting 1 PD in a 24-20 win vs. Phi. (10/26)
- Registered his first-career double-digit tackle effort (10) in a 23-14 win vs. SF (9/21)

## 2013: (ARIZONA CARDINALS – 16/2)

- Posted 18 tackles (15 solo), 1 FR and 6 ST stops as a rookie as part of the NFL's top-ranked run defense (84.4 ypg)
- Started and tallied 4 tackles in a 17-10 win vs. Sea. (12/22)
- Produced a season-best 7 stops (6 solo) in a 13-10 victory vs. TB (9/29)
- Made both his first-career start and his first-career tackle, finishing with 3 solo stops vs. Det. (9/13)

## — COLLEGE —

- Appeared in 40 games (34 starts) at Oklahoma, finishing with 258 tackles, 18 TFL, 7 sacks, 8 INTs and 13 PD...Jefferson's 258 tackles ranked as the sixth-most by a defensive back in school history, despite only playing three seasons
- Earned second-team All-American and first-team All-Big 12 honors by the *Associated Press* as a junior in 2012 after posting a team-leading 119 tackles, the fourth-highest total for a defensive back in the nation...Also earned first-team All-Academic Big 12 honors
- Led the team with a career-best 4 INTs as a sophomore in 2011, earning honorable mention All-Big 12 from the *Associated Press* and coaches...Posted 74 tackles, 7.5 TFL, 4.5 sacks and 3 PD
- Tabbed the Big 12 Defensive Freshman of the Year and was a first-team Freshman All-American selection by

*The Sporting News* and *CollegeFootballNews.com* after recording 65 tackles (44 solo), 7 PD and 2 sacks in 2010... Also recorded 2 thefts, one of which he returned 22 yards for a TD in the Fiesta Bowl

## — HIGH SCHOOL —

- Prepped at Eastlake (Chula Vista, CA), where he was named a *USA Today* All-American and was listed as a four-star recruit by *ESPN.com*, *Rivals.com* and *Scout.com*
- Recorded 88 tackles, 12 TFL, 4 sacks, 2 FFs and 2 FRs, leading his team to the San Diego Division I CIF title as a senior...Also played on offense, where he registered 1,328 rushing yards and 28 TDs
- Posted 77 tackles and 3 INTs as a junior in 2007
- Earned first-team All-State honors as a sophomore

## 2017

### GAME-BY-GAME DEFENSE

#### RAVENS

Date/Opp.	TT	Solo	Asst.	Sacks	INT	PD	FF	FR
9/10 @ Cin.	9	5	4	1-1	0-0	0	0	0
9/17 vs. Cle.	5	4	1	0-0	0-0	0	0	0
9/24 @ Jax.	3	3	0	0-0	0-0	0	0	0
10/1 vs. Pit.	5	4	1	0-0	0-0	0	0	0
10/8 @ Oak.	4	3	1	1-8	0-0	0	0	0
10/15 vs. Chi.	4	2	2	0-0	0-0	0	0	0
10/22 @ Min.	5	1	4	0-0	0-0	0	0	0
10/26 vs. Mia.	3	3	0	0-0	0-0	0	0	0
11/5 @ Ten.	5	3	2	0-0	0-0	0	0	0
11/19 @ GB	4	4	0	0-0	0-0	0	0	0
11/27 vs. Hou.	3	2	1	0-0	1-13	1	0	0
12/3 vs. Det.	5	3	2	0-0	0-0	0	0	0
12/10 @ Pit.	11	8	3	0.5-4.5	0-0	0	0	0
12/17 @ Cle.	3	2	1	0-0	0-0	0	1	0
12/23 vs. Ind.	5	4	1	0-0	0-0	1	0	0
12/31 vs. Cin.	5	5	0	0-0	0-0	0	0	0
<b>Totals</b>	<b>79</b>	<b>56</b>	<b>23</b>	<b>2.5-13.5</b>	<b>1-13</b>	<b>2</b>	<b>1</b>	<b>0</b>

### REGULAR SEASON

Year	Team	GP	GS	TACKLES			SACKS		INTERCEPTIONS					FUMBLES			
				TT	Solo	Asst.	No.	Yards	No.	Yards	LG	TD	PD	FF	FR	Yards	
2013	Arizona	16	2	18	15	3	0.0	0.0	0	0	0	0	0	0	0	1	0
2014	Arizona	16	8	76	67	9	1.0	9.0	0	0	0	0	1	1	0	0	0
2015	Arizona	16	7	74	55	19	2.0	12.0	2	26	26t	1	5	3	0	0	0
2016	Arizona	15	14	92	74	18	2.0	15.0	0	0	0	0	5	2	2	0	0
2017	Baltimore	16	16	79	56	23	2.5	13.5	1	13	13	0	2	1	0	0	0
<b>Totals</b>		<b>79</b>	<b>47</b>	<b>339</b>	<b>267</b>	<b>72</b>	<b>7.5</b>	<b>49.5</b>	<b>3</b>	<b>39</b>	<b>26t</b>	<b>1</b>	<b>13</b>	<b>7</b>	<b>3</b>	<b>0</b>	<b>0</b>

SPECIAL TEAMS TACKLES (17): 2013 (6); 2014 (3); 2015 (4); 2016 (4)

Additional Statistics: Blocked a FGA vs. Ind. (12/23/17)

### CAREER SINGLE-GAME HIGHS (REGULAR SEASON)

<b>Total Tackles:</b> 11 4 times (last: 12/10/17 at Pit.)	<b>INTs:</b> 1 3 times (last: 11/27/17 vs. Hou.)	<b>Forced Fumbles:</b> 3 (12/17/17 at Cle.)
<b>Solo Tackles:</b> 10 (10/26/14 vs. Phi.)	<b>Passes Defensed:</b> 2 2 times (last: 12/18/16 vs. NO)	<b>Fumble Recoveries:</b> 1 3 times (last: 10/30/16 at Car.)
<b>Sacks:</b> 1 7 times (last: 10/8/17 at Oak.)		

### POSTSEASON

Year	Team	GP	GS	TACKLES			SACKS		INTERCEPTIONS					FUMBLES			
				TT	Solo	Asst.	No.	Yards	No.	Yards	LG	TD	PD	FF	FR	Yards	
2014	Arizona	1	1	7	3	4	0.0	0.0	0	0	0	0	0	0	0	0	0
2015	Arizona	2	2	19	12	7	0.0	0.0	0	0	0	0	2	0	0	0	0
<b>Totals</b>		<b>3</b>	<b>3</b>	<b>26</b>	<b>15</b>	<b>11</b>	<b>0.0</b>	<b>0.0</b>	<b>0</b>	<b>0</b>	<b>0</b>	<b>0</b>	<b>2</b>	<b>0</b>	<b>0</b>	<b>0</b>	<b>0</b>

# 23 TONY JEFFERSON

## DROPPIN' FOR LOSS

While with Arizona in 2016, S Tony Jefferson's 13 TFL led all NFL defensive backs. The 13 TFL rank as the NFL's most by a DB in a season since the stat began being tracked in 2008. Since 2015, Jefferson leads the NFL in TFL by a DB, with 24 such stops, including 7 in his first year (2017) with the Ravens.

### MOST TACKLES FOR LOSS / NFL DEFENSIVE BACKS / 2015-17

Rk.	Player	Tackles for Loss
1.	<b>Tony Jefferson (Bal.)</b>	<b>24</b>
2.	Tyrann Mathieu (Hou.)	20
3.	Reshad Jones (Mia.)	19
4.	Kenny Vaccaro (FA)	18



### — JEFFERSON'S COMMUNITY IMPACT —

- Supported the NFL and Ravens' PLAY 60 initiative, by participating in the team's PLAY 60 All Abilities Clinic with over 100 athletes from Special Olympics Maryland and an assembly at Summit Park Elementary School (2017)
- Participated in a police ride along with law enforcement officials in West Baltimore to meet with local youth and discuss topics surrounding social justice (2017)
- Joined teammates to sign autographs and play games during the Ravens' Purple Evening, an event dedicated to female fans (2017)
- Partnered with Southwest Airlines to trade places with airline employees in order to greet fans departing on flights from Baltimore/Washington International Thurgood Marshall airport (2017)
- Attended the Ravens 12th annual Holiday Helpers event at Target to shop for gifts with Baltimore youth in need (2017, right)
- Hosted "Shop With A Jock" holiday shopping event to provide youth from the West Kendrick Boys and Girls Club with gifts during the holiday season (2017)
- Partnered with Jimmy's Famous Seafood for 9th Annual Toys for Tots Gala (2017)
- Supports teammates' charitable endeavors, including Anthony Levine Sr.'s Celebrity Bowling fundraiser (2017)
- As part of the Ravens Foundation's annual signature project, volunteered to help renew and transform Mary Ann Winterling (Baltimore City) Elementary School, assisting with landscaping, painting and a field day for the school's children (2017)
- Attended the Ravens' annual Beach Bash event in Ocean City, MD, to interact with fans for a weekend of fun (2017)
- Attended former Arizona teammate Larry Fitzgerald's youth football camp in Tempe, AZ (2016)
- Joined Cardinals teammates at Patrick Peterson's "Shop With a Jock" event, where players took low-income children on a shopping spree and provided a holiday meal for them (2016)
- Alongside several Arizona teammates, served meals at Patrick Peterson's "Celebs and Steaks" event, which raised more than \$250,000 for Peterson's Foundation for Success (2015)



# 99

**OUTSIDE LINEBACKER**  
6-3 | 261



## MATTHEW JUDON

**COLLEGE:** GRAND VALLEY STATE **HS:** WEST BLOOMFIELD (MI)  
**BORN:** 8/15/92, WEST BLOOMFIELD, MI  
**EXP. (NFL/RAVENS):** 3/3 **GP/GS (PLAYOFFS):** 30/12 (0/0)



### — KEY TRANSACTIONS —

- Originally selected by the Ravens in the fifth round (146th overall) of the 2016 NFL Draft

### — HONORS —

- AFC Defensive Player of the Week (Week 11, 2017)

### — CAREER HIGHLIGHTS —

- In 2017, totaled 58 tackles, 8 sacks (-70 yards), 3 PD, 2 FFs and 1 FR for a defense that led the league in INTs (22) and takeaways (34)...Also tallied a team-high 17 TFL, which tied for fourth in the NFL
- Led the team with a career-high 12 tackles (all solo) and tied his career high with 2 sacks vs. Chi. (10/15/17)
- As a rookie in 2016, posted 27 tackles (12 solo), 4 sacks, 1 FR and 2 PD for the league's No. 7 defense (322.1 ypg), which also finished fifth overall vs. the run (89.4 ypg)
- Sacked QB Ben Roethlisberger for a 12-yard loss in the 21-14 victory vs. Pit. (11/6/16)
- Established a career-high 2 sacks, recording his first 2 QB drops (-13 yards) at NYJ (10/23/16)...Has since accomplished this feat two other times

### — PERSONAL —

- Grew up a Miami Dolphins fan, playing running back and modeling his game after Ricky Williams...Now models his game at his current position after Jason Taylor
- Enjoys hiking...Hiked in Hawaii during the 2016 offseason
- For a few years while in college, Judon worked at Camp Sunshine in Michigan, helping people ages 12-50 who have mild to moderate cognitive impairments
- Graduated with a sports management/business degree
- Is the sixth of 10 children in his family

### — SEASON RECAPS —

#### 2017: (BALTIMORE RAVENS – 16/12)

- Recorded 58 tackles (50 solo), 8 sacks (-70 yards), 3 PD, 2 FFs, 1 FR and 17 TFL, which tied for fourth most in the NFL...Part of a unit that led the league in both takeaways (34) and INTs (22) and finished ranked 12th overall (325.1 ypg)
- His 8 sacks ranked second on the team (Terrell Suggs, 11)
- Registered 6 tackles, including 3 for loss and 1 sack (-7 yards), for a defense that produced 4 takeaways in a 27-10 win at Cle. (12/17)
- Posted 5 tackles and 1 FF at Pit. (12/10)
- Sacked QB Matthew Stafford for a 7-yard loss in a 44-20 win vs. Det. (12/3)

- Earned AFC Defensive Player of the Week honors after producing 7 tackles, 1 FF and 2 sacks (-25 yards) for a defense that forced 5 turnovers, registered 6 sacks and posted its third shutout of the season in a 23-0 win at GB (11/19)...It marked just the third time in franchise history the Ravens recorded 6 sacks and forced 5 turnovers
- Posted 5 tackles, including 1 sack (-10 yards), for a unit that allowed just 257 total yards at Ten. (11/5)
- Tallied 2 TFL for a "D" that posted a shutout and allowed a season-low 196 yards in a 40-0 win vs. Mia (10/26)
- Led the team with a career-high 12 tackles (all solo) and tied his career high with 2 sacks vs. Chi. (10/15)
- Registered 1 tackle and 1 FR, which was forced by OLB Terrell Suggs, for a unit that forced 5 turnovers (4 INTs and 1 FR) for the second-consecutive game in a 24-10 win vs. Cle. (9/17)
- Earned his first-career start and posted 1 tackle for a defense that forced 5 turnovers (4 INTs & 1 FR) and posted the 11th shutout in franchise history in the 20-0 season-opening victory at Cin. (9/10)

#### 2016: (BALTIMORE RAVENS – 14/0)

- Totaled 27 tackles (12 solo), 4 sacks (-34 yards), 1 FR and 2 PD for a defense that allowed the NFL's fifth-fewest rushing yards (89.4 ypg) and ranked seventh overall (322.1 ypg)
- Sacked Dolphins QB Ryan Tannehill for a 9-yard loss for a defense that produced 3 INTs and allowed just 277 total yards in the 38-6 win vs. Mia. (12/4)
- Registered his first-career FR on a strip-sack by OLB Terrell Suggs, competing for a defense that limited the Browns to 144 yards of total offense in the 28-7 win vs. Cle. (11/10)
- Recorded a sack for the second-straight game, dropping QB Ben Roethlisberger in the 21-14 win vs. Pit. (11/6)
- Posted his first-career sacks (2 for -13 yards), totaling 3 tackles at NYJ (10/23)

### — COLLEGE —

- Finished his career at Grand Valley State as the school's all-time leader in sacks (35), appearing in 42 games (32 starts) and earning the GLIAC Defensive Lineman of the Year Award in both 2014 and 2015
- Earned first-team All-Great Lakes Intercollegiate Athletic Conference honors as a senior...Led the nation, at any level, with 21 sacks (-128 yards), adding 81 tackles (37 solo), 3 PD, 3 FFs, 2 FRs and 24.5 TFL

### — HIGH SCHOOL —

- Prepped at West Bloomfield (MI) HS, recording 89 tackles, 6 sacks and 16 TFL as a senior...Was named honorable mention All-Metro North by *The Detroit News*



# 99 MATTHEW JUDON

## 2017

### GAME-BY-GAME DEFENSE

#### RAVENS

Date/Opp.	TT	Solo	Asst.	Sacks	INT	PD	FF	FR
9/10 @ Cin.	1	1	0	0-0	0-0	1	0	0
9/17 vs. Cle.	1	1	0	0-0	0-0	0	0	1
9/24 @ Jax.	1	1	0	0-0	0-0	0	0	0
10/1 vs. Pit.	3	2	1	0-0	0-0	0	0	0
10/8 @ Oak.	4	3	1	0-0	0-0	1	0	0
10/15 vs. Chi.	12	12	0	2-12	0-0	0	0	0
10/22 @ Min.	2	1	1	0-0	0-0	0	0	0
10/26 vs. Mia.	2	2	0	0-0	0-0	0	0	0
11/5 @ Ten.	5	4	1	1-10	0-0	0	0	0
11/19 @ GB	7	6	1	2-25	0-0	0	1	0
11/27 vs. Hou.	2	2	0	0-0	0-0	0	0	0
12/3 vs. Det.	1	1	0	1-7	0-0	0	0	0
12/10 @ Pit.	5	4	1	0-0	0-0	0	1	0
12/17 @ Cle.	6	4	2	1-7	0-0	0	0	0
12/23 vs. Ind.	3	3	0	0-0	0-0	0	0	0
12/31 vs. Cin.	3	3	0	1-9	0-0	1	0	0
<b>Totals</b>	<b>58</b>	<b>50</b>	<b>8</b>	<b>8-70</b>	<b>0-0</b>	<b>3</b>	<b>2</b>	<b>1</b>

## ELITE GROUP OF DEFENDERS

In 2017, OLB Matthew Judon was one of just three NFL defenders to post at least 55 tackles, 15 TFL, 5 sacks, 2 FFs and 1 FR, helping the Ravens lead the league in both takeaways (34) and INTs (22) and rank 12th overall in total defense (325.1 ypg) on the season.

### NFL DEFENDERS / 2017 SEASON

(w/ at Least 55 Tackles, 15 TFL, 5 Sacks, 2 FFs & 1 FR)

Defender	Tackles	TFL	Sacks	FFs	FRs
<b>Matthew Judon (Bal.)</b>	<b>58</b>	<b>17</b>	<b>8.0</b>	<b>2</b>	<b>1</b>
Jadeveon Clowney (Hou.)	59	21	9.5	2	2
Von Miller (Den.)	57	17	10.0	2	1

## — JUDON'S COMMUNITY IMPACT —

- Judon, TE Benjamin Watson and DT Brandon Williams spent a day at the offices of Downs Collins P.A., a Baltimore-based law firm with a history of handling civil rights cases...The event was part of the Listen & Learn Tour, an initiative of the Players Coalition, an independent organization that is investing time and resources in social justice and racial equality issues around the country (2018)
- Along with S Tony Jefferson, DT Carl Davis, LS Morgan Cox and G Jermaine Eluemunor, Judon partnered with the Baltimore Police Department to speak with children at Rosemont Elementary/Middle School (2017)
- Competed in the Player Philanthropy Fund (PPF) Celebrity Cornhole Challenge fundraiser (2017)
- Helped distribute coats and warm gear to homeless men at the annual Helping Up Mission Coat Distribution (2017)
- Distributed Thanksgiving meals alongside teammates at local schools, churches and homeless shelters (2017)
- Joined teammates to sign autographs and play games during the Ravens' Purple Evening, an event dedicated to female fans (2017)
- Joined fellow rookies at the Helping Up Mission men's shelter to provide underserved men with a hot meal (2016)
- Joined the 2016 rookie class at the Helping Up Mission men's shelter to provide underserved men with a hot meal...Also supported the Ravens' Hometown Huddle event for elementary school children

### REGULAR SEASON

Year	Team	GP	GS	TACKLES			SACKS		INTERCEPTIONS					FUMBLES		
				TT	Solo	Asst.	No.	Yards	No.	Yards	LG	TD	PD	FF	FR	Yards
2016	Baltimore	14	0	27	12	15	4.0	34.0	0	0	0	0	2	0	1	0
2017	Baltimore	16	12	58	50	8	8.0	70.0	0	0	0	0	3	2	1	0
<b>Totals</b>		<b>30</b>	<b>12</b>	<b>85</b>	<b>62</b>	<b>23</b>	<b>12.0</b>	<b>104.0</b>	<b>0</b>	<b>0</b>	<b>0</b>	<b>0</b>	<b>5</b>	<b>2</b>	<b>2</b>	<b>0</b>

SPECIAL TEAMS TACKLES (3): 2017 (3)

### CAREER SINGLE-GAME HIGHS (REGULAR SEASON)

#### Total Tackles:

12 (10/15/17 vs. Chi.)

#### Solo Tackles:

12 (10/15/17 vs. Chi.)

#### INTs:

None

#### Passes Defensed:

2 (11/27/16 vs. Cin.)

#### Forced Fumbles:

1 2 times (last: 12/10/17 at Pit.)

#### Fumble Recoveries:

1 2 times (last: 9/17/17 vs. Cle.)

#### Sacks:

2 3 times (last: 11/19/17 at GB)

## DID YOU KNOW?

OLB Matthew Judon's 17 TFL in 2017 rank fourth in a Ravens' single season since the stat began being tracked in 2008. The record is 20 set by OLB Terrell Suggs in 2011, while Suggs also had 19 (2008) & 18 (2010).

# 92

DEFENSIVE END  
6-6 | 275



## BRONSON KAUFUSI

COLLEGE: BYU HS: TIMPVIEW (PROVO, UT)  
BORN: 7/6/91, PROVO, UT  
EXP. (NFL/RAVENS): 3/3 GP/GS (PLAYOFFS): 3/1 (0/0)



### — KEY TRANSACTIONS —

- Placed on Injured Reserve (ankle) on 8/30/16
- Was selected by the Ravens in the third round (70th overall) of the 2016 NFL Draft

### — CAREER HIGHLIGHTS —

- Started in his first-career NFL game and posted 1 special teams tackle vs. Pit. (10/1/17)
- Placed on Injured Reserve (ankle) after suffering a season-ending injury in training camp prior to his rookie season in 2016

### — PERSONAL —

- Father, Steve, served as BYU's D-line and LBs coach from 2002-17 and was a 12th-round draft choice of the Philadelphia Eagles in 1988...Played in 32 career NFL games as a DE
- Bronson's mother, Michelle, is the mayor of Provo, UT
- Bronson's wife, Hilary, played soccer (goalkeeper) at BYU
- Brothers, Corbin and Devin, play defensive line on BYU's football team
- Played basketball at BYU (2012-13) as a forward, appearing in 20 games...Averaged 6.4 minutes, 1.1 points and 1.7 rebounds per contest
- Served his Mormon mission in Auckland, New Zealand
- Last name is pronounced: cow-FOO-see**

### — SEASON RECAPS —

#### 2017: (BALTIMORE RAVENS – 3/1)

- Posted 4 tackles for a defensive unit that led the league in takeaways (34) and INTs (22)
- Inactive for the Ravens' final nine games
- Posted the first 2 tackles from scrimmage of his career vs. Chi. (10/15)

- Started at DE and recorded 1 special teams tackle in his first-career game vs. Pit. (10/1)

#### 2016: (BALTIMORE RAVENS – 0/0, INJURED RESERVE)

- Placed on Injured Reserve on 8/30 after suffering a broken ankle in training camp

### — COLLEGE —

- Played in 50 games (37 starts) at BYU, finishing his career ranked fifth in school history in sacks (26.5) and third in TFL (44)...Also compiled 167 tackles (109 solo), 2 INTs (including 1 for a TD), 5 FFs, 3 FRs, 17 QB hits and 15 PD
- Named BYU's team MVP in 2015 after producing 64 tackles, 20 TFL (-96 yards) and 11 sacks (-71 yards)...Added 1 INT, 3 FFs, 1 FR and a nation-best 4 blocked kicks
- In 2014, registered 43 tackles (34 solo), including 11.5 TFL (-58 yards)...Added 1 FF, 1 FR and 6 PD

### — HIGH SCHOOL —

- Prepped at Timpview (Provo, UT) HS, where as a senior, he was ranked the No. 9 strongside DE in the nation by *Rivals.com* and the No. 1-overall recruit in Utah
- Totalled 19 tackles and 2 sacks as a senior in 2009 before suffering a season-ending knee injury

#### 2017

##### GAME-BY-GAME DEFENSE

RAVENS									
Date/Opp.	TT	Solo	Asst.	Sacks	INT	PD	FF	FR	
9/10 @ Cin.				INACTIVE					
9/17 vs. Cle.				INACTIVE					
9/24 @ Jax.				INACTIVE					
10/1 vs. Pit.	0	0	0	0-0	0-0	0	0	0	0
10/8 @ Oak.				INACTIVE					
10/15 vs. Chi.	2	1	1	0-0	0-0	0	0	0	0
10/22 @ Min.	2	0	2	0-0	0-0	0	0	0	0
10/26 vs. Mia.				INACTIVE					
11/5 @ Ten.				INACTIVE					
11/19 @ GB				INACTIVE					
11/27 vs. Hou.				INACTIVE					
12/3 vs. Det.				INACTIVE					
12/10 @ Pit.				INACTIVE					
12/17 @ Cle.				INACTIVE					
12/23 vs. Ind.				INACTIVE					
12/31 vs. Cin.				INACTIVE					
<b>Totals</b>	<b>4</b>	<b>1</b>	<b>3</b>	<b>0-0</b>	<b>0-0</b>	<b>0</b>	<b>0</b>	<b>0</b>	<b>0</b>

#### REGULAR SEASON

Year	Team	GP	GS	TACKLES			SACKS		INTERCEPTIONS				FUMBLES				
				TT	Solo	Asst.	No.	Yards	No.	Yards	LG	TD	PD	FF	FR	Yards	
2016	Baltimore	0	0	INJURED RESERVE - ANKLE			--	--	--	--	--	--	--	--	--	--	--
2017	Baltimore	3	1	4	1	3	0.0	0.0	0	0	0	0	0	0	0	0	0
<b>Totals</b>		<b>3</b>	<b>1</b>	<b>4</b>	<b>1</b>	<b>3</b>	<b>0.0</b>	<b>0.0</b>	<b>0</b>	<b>0</b>	<b>0</b>	<b>0</b>	<b>0</b>	<b>0</b>	<b>0</b>	<b>0</b>	<b>0</b>

SPECIAL TEAMS TACKLES (1): 2017 (1)

#### CAREER SINGLE-GAME HIGHS (REGULAR SEASON)

<b>Total Tackles:</b> 2 2 times (last: 10/22/17 at Min.)	<b>INTs:</b> None	<b>Forced Fumbles:</b> None	<b>Sacks:</b> None
<b>Solo Tackles:</b> 1 (10/15/17 vs. Chi.)	<b>Passes Defensed:</b> None	<b>Fumble Recoveries:</b> None	

# 92 BRONSON KAUFUSI



## — KAUFUSI'S COMMUNITY IMPACT —

- Attended the Ravens' 12th annual Holiday Helpers event at Target to shop for gifts with Baltimore youth in need (2017)
- Visited with patients unable to go home for the holidays at Union Memorial Hospital (2017)
- Joined teammates to sign autographs and play games during the Ravens' Purple Evening, an event dedicated to female fans (2017)
- Teamed up with the Ravens and Verizon Wireless to "Pass It Forward" by handing out gift cards to random fans at a local gas station and visiting an elementary school to participate in STEM education activities (2017)
- As part of the Ravens Foundation's signature project, volunteered to help renew and transform Mary Ann Winterling (Baltimore City) Elementary School, assisting with landscaping, painting and a field day for the school's children (2017)
- Joined fellow rookies at the Helping Up Mission men's shelter to provide underserved Baltimore men with a hot meal (2016)
- Supported the NFL and Ravens' PLAY 60 initiative, by participating in the team's PLAY 60 All Abilities Clinic with over 100 athletes from Special Olympics Maryland (2017) and the Ravens' PLAY 60 Festival which featured an afternoon of activities for over 300 inner-city youth at Patterson Park (2016)
- Joined the 2016 rookie class at the Helping Up Mission men's shelter to provide underserved Baltimore men with a meal
- Supported the team's military efforts by attending a military caravan with stops at Andrews Airforce Base and Walter Reed National Military Medical Center (2016)
- Celebrated the holidays with staff, students and parents at the Harbor School's Ravens Night Holiday Party (2016)
- Involved with Show Your Soft Side, a campaign to combat the occurrence of animal abuse in Baltimore (2016-17)



## RAVENS ALL-TIME TOP 10 OFFENSIVE/DEFENSIVE GAMES

(Total Net Yards: Regular Season and Postseason)

### OFFENSIVE / YARDS GAINED

Rank	Yards	Rush	Pass	Date	Opponent
1.	553	168	385	09/25/11	at St. Louis
2.	548	308	240	12/13/09	Detroit
3.	533	224	309	12/23/12	New York Giants
4.	503	121	382	09/23/12	New England
5.	501	198	303	09/13/09	Kansas City
6.	493	109	384	09/20/15	at Oakland
7.	496	110	386	12/04/16	Miami
8.	479	155	324	11/12/13	at Denver
	479	142	337	09/27/09	Cleveland
	479	250	229	11/19/00	Dallas

### DEFENSIVE / YARDS ALLOWED

Rank	Yards	Rush	Pass	Date	Opponent
1.	94	4	90	09/24/00	Cincinnati
2.	107	52	55	10/10/04	at Washington
3.	112	28	84	11/26/00	Cleveland
4.	121	47	74	11/09/03	at St. Louis
5.	128	64	64	12/10/00	San Diego
6.	132	47	85	11/14/99	at Jacksonville
7.	144	33	111	11/10/16	Cleveland
8.	142	26	116	09/10/06	at Tampa Bay
9.	150	38	112	10/02/11	New York Jets
10.	151	46	105	01/13/02	at Miami (Wild Card)
	151	49	102	01/02/00	at New England





4

PUNTER  
6-1 | 222**SAM KOCH**

COLLEGE: NEBRASKA HS: SEWARD (NE)

BORN: 8/13/82, YORK, NE

EXP. (NFL/RAVENS): 13/13 GP/GS (PLAYOFFS): 192/0 (16/0)



### — KEY TRANSACTIONS —

- Signed a contract extension with the Ravens on 7/9/15
- Re-signed with Baltimore on 2/1/11
- Re-signed with the Ravens on 5/20/10
- Originally drafted by the Ravens in the sixth round (203rd overall) of the 2006 NFL Draft

### — HONORS —

- Pro Bowl (2015)
- Two-time Pro Bowl first alternate (2010, 2014)
- PFWA All-AFC (2015)
- AFC Special Teams Player of the Week (Week 15, 2017; Week 12, 2017; Week 16, 2008)

### — CAREER HIGHLIGHTS —

- Owns franchise records with 946 punts for 42,754 yards and a 45.2 career gross average...His 39.5 career net average also ranks first in team history
- Led the league in 2017 with a franchise-record 40 punts inside the 20...Also added an NFL-best 16 inside the 10
- Since 2006, when he entered the league, Koch's 357 punts inside the 20 rank second in the NFL
- Has played in a Ravens' franchise-record 192-straight games, not missing a contest in his NFL career
- In 2015, earned his first-career Pro Bowl nod after posting the NFL's second-best net (42.9) and ninth-best gross (46.7) averages
- Led the NFL in net punting average (43.3) in 2014, a figure that ranks fourth in league history...Punted 60 times for 2,841 yards, finishing third in the NFL with a 47.4 gross average...Also placed 26 punts inside the 20
- Koch's 43.3 net punting average and 47.4 gross punting average in 2014 are both Ravens' single-season records
- Scored his first-career TD, scrambling for a 7-yard run on a fake FGA in the 55-20 victory vs. Oak. (11/11/12)
- Blasted a team-record 74-yard punt at Hou. (11/9/08)

### — PERSONAL —

- He and wife, Nikki, have four children: Ryan (20), Braxtyn (14), Kamdyn (12) and Gianna (4)
- Spends his down time working on projects around his house, with a knack for craftsmanship
- Cites special teams coordinator/associate head coach Jerry Rosburg as a father figure
- First job at 13 was "detasseling" corn stalks

### — SEASON RECAPS —

#### 2017: (BALTIMORE RAVENS – 16/0)

- Placed a league-leading and career-high 40 punts inside the 20, punting 84 times for a 44.8 gross average and a 40.3 net average...Also added an NFL-best 16 punts in the 10
- Earned a game ball after placing 4 of his 5 punts inside the 20, including 3 punts inside the 5-yard line, in the 27-10 win at Cle. (12/17)...Recorded his second AFC Special Teams Player of the Week award in 2017 for his performance
- Earned AFC Special Teams Player of the Week honors after placing 5 punts inside the 20 for the second-consecutive game and punting 6 times for 308 yards (51.3 avg.) in the 23-16 win vs. Hou. (11/27)...Also threw a 22-yard pass to WR Chris Moore to convert a first down on a fake punt, which led to a Baltimore TD
- Tied a career high, placing 5 of his 7 punts inside the 20 in the 23-0 win at GB (11/19)
- Punted 4 times for 180 yards (45.0 avg.) and completed a 16-yard pass to WR Chris Moore to convert on a fake punt at Ten. (11/5)
- Recorded a single-game record 55.0-yard gross average, finishing with 7 punts for 386 yards vs. Chi. (10/15)

#### 2016: (BALTIMORE RAVENS – 16/0)

- Punted 80 times for 3,665 yards for a 45.8 gross average and a 39.9 net average, including placing 37 punts inside the 20, which tied (Brian Anger) for third in the NFL
- Played in his 175th-consecutive game and placed all 3 of his punts inside the 20 at Pit. (12/25)
- Punted 6 times for 289 yards (48.2 avg.) and produced a 47.0 net avg., placing 3 kicks inside the 20 at NE (12/12)
- Posted 5 punts for 44.4 gross and 42.2 net averages, placing 4 boots inside the 20, in the 19-14 victory vs. Cin. (11/27)... Koch also helped run the clock down to 0:00 on the game's final play when he took a safety to secure the win
- Placed his 300th-career punt inside the 20, recording 4 punts for 184 yards (46.0 avg.), in the 28-7 win vs. Cle. (11/10)
- Punted 9 times for 380 yards (42.2 avg.) and posted a 41.7-yard net average, tying a career-high with 5 boots inside the 20, in the 21-14 victory vs. Pit. (11/6)
- Registered a season-high gross average (50.8) and net average (47.8), placing 3 kicks inside the 20 at NYJ (10/23)
- Posted a 45.6-yard net average and recorded 3 boots inside the 20 at NYG (10/16)
- Tallied 8 punts for 361 yards (47.6 gross avg.), placing 2 punts inside the 20, including a season-long punt of 68 yards that was downed at the 1-yard line vs. Was. (10/9)

## 4 SAM KOCH

- Totaled 7 punts for 342 yards, recording a season-high gross average of 48.9 and posted a touchdown-saving special teams tackle vs. Oak. (10/2)
- Recorded 2 kicks inside the 20, totaling 3 punts for 141 yards (47.0 avg.) in the 25-20, come-from-behind win vs. Cle. (9/18)

### 2015: (BALTIMORE RAVENS – 16/0)

- Earned his first-career Pro Bowl nod after posting the NFL's second-best net (42.9) and ninth-best gross (46.7) averages...Also limited opponents to a franchise-record 5.0 punt return average (No. 2 in the NFL)
- Recorded 3 kicks inside the 20, including boots to the Bengals' 6- and 4-yard lines, at Cin. (1/3/16)
- Posted 5 punts for 53.4 gross and 46.4 net averages, crushing a 67-yard season-long punt to the Dolphins' 1-yard line at Mia. (12/6)
- Tallied 7 punts for 336 yards (48.0 avg.) and a 46.3 net average in the 16-13 victory vs. STL (11/22)
- Helped the Ravens win the field position battle with a 62-yard boot to the Chargers' 3-yard line and a 60-yarder that resulted in a -2-yard return in the 29-26 victory vs. SD (11/1)
- Booted a 62-yard punt, recording 53.0 gross and 51.7 net averages, at SF (10/18)...Added 2 punts inside the 20-yard line in his 150th-career game
- Averaged 51.0 yards on 4 punts, including a 57-yard long, in the 23-20 OT victory at Pit. (10/1)

### 2014: (BALTIMORE RAVENS – 16/0, 2/0)

- Led the NFL in net punting average (43.3), a figure that ranks as the fifth-best mark in league history...Punted 60 times for 2,841 yards, finishing third in the NFL with a 47.4 gross average...Also placed 26 punts inside the 20
- Played in both postseason contests, punting 5 times for 250 yards, averaging a postseason-career-high 50.0 yards per punt, including a long of 53
- Had 2 punts for 126 yards (63.0 avg.), including a 73-yarder (second longest of his career and in team history), placing both inside the 20 in the 34-27 win at NO (11/24)
- Punted 6 times for 255 yards (42.5 avg.), placing a career-high-tying 5 inside the 20 at Pit. (11/2)
- Played in his team-record 130th-straight game, passing OLB Jarret Johnson (129 from 2003-11) for the longest streak in Ravens history in the 26-6 win vs. Pit. (9/11)

### 2013: (BALTIMORE RAVENS – 16/0)

- Posted career highs in punts (90) and punting yards (4,138), while averaging 46.0 yards per punt (38.9 net)...Placed 27 punts inside the 20
- Punted 6 times for 328 yards to produce a Ravens' single-game record 54.7 average, including a season-high 69-yard boot, vs. Min. (12/8)
- Punted 8 times for 355 yards (44.4 avg.), placing 3 inside the 20, in the 20-17 OT win vs. Cin. (11/10)...His fourth child

(daughter, Gianna) was born at 2:04 a.m. that day

- Placed his 200th-career punt inside the 20 at Den. (9/5)

### 2012: (BALTIMORE RAVENS – 16/0, 4/0)

- Punted 83 times for 3,911 yards for a 47.1 gross average, including placing 28 inside the 20-yard line...Also tallied a 40.8 net average...Rushed twice for 17 yards and recorded a TD on a fake FG and fake punt
- Punted 22 times for 1,013 yards (46.0 avg.) – placing 8 inside the 20 – with a long of 60 in four playoff games...Also recorded a ST tackle
- Booted 3 punts for 141 yards (47.0 avg.), with a long of 56, and posted a tackle in the 34-31 victory in Super Bowl XLVII vs. SF (2/3/13)...Also had a 61-yard free kick after taking a safety to run off the clock at the end of the game
- Punted 8 times for 386 yards (48.3 avg.), placing 6 inside the 20 (which ties an NFL postseason record), in the 38-35 double-OT win in the Divisional Playoff at Den. (1/12/13)
- Punted 7 times for 256 yards and carried the ball once (10 yards), picking up a first down on a fake punt, at Cin. (12/30)
- Scored his first-career TD, scrambling for a 7-yard run on a fake FGA in the 55-20 victory vs. Oak. (11/11)
- Played in his 100th-career game and punted 7 times for 322 yards (46.0 avg.), including 3 inside the 20 vs. Cle. (9/27)

### 2011: (BALTIMORE RAVENS – 16/0, 2/0)

- Punted 73 times for 3,393 yards, producing a 46.5 gross average...Recorded a long of 63 and placed 21 inside the 20-yard-line
- Averaged 47.6 yards per punt (13 for 619 yards) in the postseason, with a long of 64 (second longest in Ravens postseason history), and placed 2 inside the 20
- Punted 9 times for a career-high 470 yards (52.2 avg.), placing 3 inside the 20, at Jax. (10/24)
- Punted 5 times for 236 yards (47.2 avg.) in the 35-7 victory vs. Pit. (9/11)...Also scored the first points of his career on a fake PAT, running for a 2-point conversion

### 2010: (BALTIMORE RAVENS – 16/0, 2/0)

- Was second in the NFL with a then-career-high and franchise-record-tying 39 punts inside the 20 (Kyle Richardson, 1999) while punting 81 times for 3,530 yards (43.6 avg.)...Ranked second in the AFC with a 39.2 net avg.
- Punted 5 times for 238 yards (47.6 avg.), including a then-postseason career-long 59-yard boot, in the Divisional Playoff at Ind. (1/16/10)
- Blasted 7 punts for 318 yards (45.4 avg.) and placed a career-high-tying 5 in the 20 in the OT win at Hou. (12/13)
- Punted 5 times (moving into first place for the most punts in franchise history) for 233 yards (46.6 avg.) at Car. (11/21)
- Did not punt, but completed a pass on a fake punt to CB Cary Williams (13 yards) to convert a fourth-and-10 in the 26-10 win vs. Mia. (11/7)

## 4 SAM KOCH

- Punted 5 times for 221 yards (44.2 avg.), placing 3 inside the 20 to become the Ravens' all-time leader with his 129th (Kyle Richardson - 128) in the 37-34 victory vs. Buf. (10/24)
- Booted 9 punts for 404 yards (44.9 avg.), placing a career-high-tying 5 kicks inside the 20 at NE (10/17)

### 2009: (BALTIMORE RAVENS – 16/0, 2/0)

- Punted 73 times for 3,188 yards (43.7 avg.), placing 26 inside the 20...Posted a 37.9-yard net average
- Punted 7 times for 293 yards (41.9 avg.), placing 4 inside the 20, in the 16-0 win at Cle. (11/16)

### 2008: (BALTIMORE RAVENS – 16/0, 3/0)

- Finished ninth in the NFL with a 45.0 gross average and ranked fifth in the league with a 39.9 net average
- Led the AFC and was second in the NFL by placing a then-career-high 34 punts inside the 20...Also led the NFL with 18 punts inside the 10...Blasted a career-high and team-record 74-yarder at Houston on 11/9
- Earned AFC Special Teams Player of the Week honors, punting 5 times (52.2 avg.), with a long of 61 and 2 inside the 20, at Dal. (12/20)...Carried the ball (first-career rush) for a 9-yard first down on a fourth-and-6 fake FG
- Booted 4 punts for 200 yards (50.0-yard average), with a franchise-record and career-long 74-yarder at Hou. (11/9)

### 2007: (BALTIMORE RAVENS – 16/0)

- Punted 78 times for 3,397 yards (43.6 avg.) and placed 20 inside the 20...Added 1 special teams tackle

- Punted a career-high 10 times for 436 yards (43.6 avg.), with a long of 55 in game 8 at Pit. (11/5)

### 2006: (BALTIMORE RAVENS – 16/0, 1/0)

- Punted 86 times for 3,695 yards (43.0 avg.) and placed 30 inside the 20 (fourth most in the NFL)...Tied (Donnie Jones, Mia.) with the second-most punts downed inside the 10-yard line (12) and tied for the NFL's second-fewest TBs (3)
- Saw action in his first-career game when he kicked off 6 times and booted 6 punts for 282 yards (47.0 avg.), including a long of 56, at TB (9/10)

### — COLLEGE —

- Walked on (earned a scholarship before the 2004 season) and played in 30 games at Nebraska, posting a 44.1 career gross average, a Big 12-record 84-yard career long and 56 kicks inside the 20...Redshirted as a freshman (2001)
- Ranked second nationally in gross (46.5 – school record) and net (39.9) averages, earning first-team All-American (*NationalChamps.net*), first-team All-Big 12 (*Kansas City Star*) and honorable mention All-Big 12 honors (*Associated Press* and coaches)...Was a Ray Guy Award semifinalist
- Earned a degree in business administration

### — HIGH SCHOOL —

- Prepped at Seward (NE) HS, where he played LB, FB and TE in addition to handling all kicking duties
- Also played soccer, basketball and baseball

### — KOCH'S COMMUNITY IMPACT —

- Enjoys spending time speaking to children at schools about living an active lifestyle and focusing on well-rounded achievement and educational priorities
- Joined Ravens alumni and teammates during Jameel McClain's 53 Families Thanksgiving event to serve a warm meal to families in need (2017)
- Represented the Ravens as the team's Fuel Up to PLAY 60 ambassador, encouraging students to provide their bodies with adequate nutrients to support 60 minutes of physical activity...Attended the American Dairy Association North East's annual winter luncheon to relay the Fuel Up to PLAY 60 message (2016)
- Participated in the United Way of Central Maryland's Character Playbook launch at Maree Garnett Farring Elementary/Middle School (2016)
- Teamed up with the Salvation Army to support several families during the holiday season (2015)
- Participated in the Ravens' annual Holiday Helpers event at Target to shop for gifts with Baltimore youth in need (2014-17)
- Promotes PLAY 60, the NFL's movement to get children active for at least 60 minutes a day...Participated in PLAY 60 Challenge kickoff assemblies at Runnymede Elementary School (2015) and Sandymount Elementary School (2011)...Led youth football drills in the PLAY 60 Zone at the White House's annual Easter Egg Roll (2010)
- Koch helped to launch "Punts for a Purpose" program with the Wounded Warrior Amputee Football Team (2013)
- Joined teammates to outfit homeless men in suit apparel at the Helping Up Mission for a joint event with Jos. A. Bank (2011), participated in the annual Thanksgiving Dinner Distribution at Helping Up Mission homeless shelter (2011), and distributed coats at the shelter's 13th annual coat distribution event (2016)
- Consistently supports teammates' charitable endeavors, including former teammate Lardarius Webb's Charity Softball Game and Thanksgiving Distribution





# 4 SAM KOCH

## REGULAR SEASON

Year	Team	GP	GS	No.	Yards	Avg.	Net Avg.	LG	In 20	TB	BLK
2006	Baltimore	16	0	86	3,695	43.0	37.6	61	30	3	0
2007	Baltimore	16	0	78	3,397	43.6	36.0	64	20	9	1
2008	Baltimore	16	0	84	3,777	45.0	39.9	74	34	9	0
2009	Baltimore	16	0	73	3,188	43.7	37.9	60	26	5	1
2010	Baltimore	16	0	81	3,530	43.6	39.2	60	39	4	0
2011	Baltimore	16	0	73	3,393	46.5	38.6	63	21	9	0
2012	Baltimore	16	0	83	3,911	47.1	40.8	60	28	7	0
2013	Baltimore	16	0	90	4,138	46.0	38.9	69	27	9	1
2014	Baltimore	16	0	60	2,841	47.4	#43.3	73	26	4	0
2015	Baltimore	16	0	74	3,454	46.7	42.9	67	29	5	0
2016	Baltimore	16	0	80	3,665	45.8	40.0	68	37	5	0
2017	Baltimore	16	0	84	3,765	44.8	40.3	67	40	3	1
<b>Totals</b>		<b>192</b>	<b>0</b>	<b>946</b>	<b>42,754</b>	<b>45.2</b>	<b>39.5</b>	<b>74</b>	<b>357</b>	<b>72</b>	<b>4</b>

# LED NFL

**SPECIAL TEAMS TACKLES (14):** 2006 (2); 2007 (1); 2008 (3); 2010 (1); 2011 (1); 2012 (3); 2013 (1); 2015 (1); 2016 (1)

## CAREER SINGLE-GAME HIGHS (REGULAR SEASON)

**Punts:** 10 (11/5/07 at Pit.)  
**Longest:** 74 (11/9/08 at Hou.)  
**Inside 20:** 5 6 times (last: 11/27/17 vs. Hou.)  
**Net Avg.:** 62.0, 2-122 (11/1/15 vs. SD)  
**Gross Avg.:** 63.0, 2-126 (11/24/14 at NO)

**Additional Statistics:** Completed a 22-yard pass on a fake punt vs. Hou. (11/27/17); Competed a 16-yard pass on a fake punt at Ten. (11/5/17); Scored his first-career TD, a 7-yard scramble, on a fake FGA vs. Oak. (11/11/12); Rushed 10 yards for a first down at Cin. (12/30/12); Completed a 13-yard pass on a fake punt vs. Min. (11/7/10); Scored a 2-point conversion on a fake PAT vs. Pit. (9/11/11); Rushed for 7 yards on a fake punt vs. KC (12/20/15)

## POSTSEASON

Year	Team	GP	GS	No.	Yards	Avg.	Net Avg.	LG	In 20	TB	BLK
2006	Baltimore	1	0	5	190	38.0	27.4	47	1	1	0
2008	Baltimore	3	0	20	845	42.3	38.1	52	7	2	0
2009	Baltimore	2	0	9	374	41.6	35.2	59	3	0	0
2010	Baltimore	2	0	6	277	46.2	39.2	61	4	1	0
2011	Baltimore	2	0	13	619	47.6	43.7	64	2	2	0
2012	Baltimore	4	0	22	1,013	46.0	34.3	60	8	4	0
2014	Baltimore	2	0	5	250	50.0	34.2	53	0	0	1
<b>Totals</b>		<b>16</b>	<b>0</b>	<b>80</b>	<b>3,568</b>	<b>44.6</b>	<b>36.8</b>	<b>64</b>	<b>25</b>	<b>10</b>	<b>1</b>



## PIN 'EM DEEP

P Sam Koch is the Ravens' all-time leader in punts inside the 20 (357). In 2017, he posted a franchise-record 40 boots inside the 20, which ranked as the NFL's most.

### PUNTS INSIDE THE 20 (Ravens History)

Rk.	Player	In 20
1.	<b>Sam Koch</b>	<b>357</b>
2.	Kyle Richardson	128
3.	Dave Zastudil	89
4.	Greg Montgomery	47

### PUNTS INSIDE THE 20 (2017 Season)

Rk.	Player	In 20
1.	<b>Sam Koch</b>	<b>40</b>
2.	Chris Jones	34
3.	Lachlan Edwards	33
	Tress Way	33

**Note:** In 2017, Koch also led the NFL in punts inside the 10 (16) and tied (three others) for second in punts inside the 5 (5).



## INSIDE THE 20 SUCCESS

Dating back to 2006, when he entered the NFL, Sam Koch's 357 punts inside the 20 rank second in the NFL.

### NFL PUNTS INSIDE THE 20 (Since 2006 / Entering 2018 Season)

Rk.	Player	In 20
1.	Dustin Colquitt (KC)	393
2.	<b>Sam Koch (Bal.)</b>	<b>357</b>
3.	Andy Lee (Ari)	332



## DURABLE RAVENS

P Sam Koch (192) has not missed a game in his NFL career, a streak that ranks first in Ravens history.

### RAVENS CONSECUTIVE GAMES PLAYED / CURRENT STREAKS

Rk.	Player	Games
1.	<b>Sam Koch</b>	<b>192</b>
2.	Justin Tucker	96
3.	Anthony Levine Sr.	80

### RAVENS CONSECUTIVE GAMES PLAYED / ALL-TIME STREAKS

Rk.	Player	Games	Years
1.	<b>Sam Koch</b>	<b>192</b>	<b>2006-present</b>
2.	Jarret Johnson	129	2003-11
3.	Joe Flacco	122	2008-15
4.	Peter Boulware	111	1997-2003
5.	Matt Stover	110	2002-08

### BALTIMORE RAVENS MOST ALL-TIME GAMES PLAYED

Rk.	Player	Games	Years
1.	Ray Lewis	228	1996-2012
2.	Terrell Suggs	213	2003-present
3.	Matt Stover	207	1996-2008
4.	<b>Sam Koch</b>	<b>192</b>	<b>2006-present</b>
5.	Jonathan Ogden	177	1996-2007

# 41

DEFENSIVE BACK  
5-11 | 207



## ANTHONY LEVINE SR.

COLLEGE: TENNESSEE STATE HS: RJ REYNOLDS (WINSTON-SALEM, NC)

BORN: 3/27/87, ABBEVILLE, LA

EXP. (NFL/RAVENS): 7/7 GP/GS (PLAYOFFS): 82/3 (2/0)



### — KEY TRANSACTIONS —

- Re-signed (UFA) with Baltimore on 3/15/17
- Re-signed with the Ravens on 3/12/15
- Elevated to the Ravens' active roster on 11/17/12
- Signed to the Ravens' practice squad on 9/3/12
- Originally signed with the Packers as a RFA on 5/3/10

### — CAREER HIGHLIGHTS —

- In 2017, registered a career-high 9 special teams tackles, adding 20 tackles (18 solo) from scrimmage, 1 INT, 3 PD and a career-high 3 sacks (-21 yards) for a unit that led the league in both takeaways (34) and INTs (22)
- Tallied his first-career INT on the Texans' last offensive drive to clinch the 23-16 win vs. Hou. (11/2/17)
- Posted 6 special teams stops for one of the league's top punt return coverage units in 2015
- Started and led the team with a career-high 10 tackles (6 solo) vs. SD (11/30/14)
- Started his first-career game (at CB) and recorded his first-career tackle (finished with 4) and PD (had 2) for a defense that allowed just 45 total yards in the second half in the 21-7 victory vs. Ten. (11/9/14)
- Finished second on the team with a career-high 11 special teams tackles in 2013

### — PERSONAL —

- Dislikes fishing, but goes often because his son, Anthony Levine Jr. (6) enjoys it...Also has another son, Alexander (2)
- Collects jerseys of other NFL players, has them sign the jersey and then frames it in his house...Among his collection are Peyton Manning, Steve Smith Sr., Ray Lewis, Ed Reed and Charles Woodson
- Started the Anthony Levine 4every1 Foundation, which is dedicated to helping at-risk youth and their families build better futures through mentorship, educational opportunities and life changing experiences...Also focuses on helping people with Lupus, which Levine Sr.'s younger sister, Alisio, was diagnosed to have
- Favorite athlete is LeBron James...Most memorable moment as a sports fan is the Cavs' 2016 championship

### — SEASON RECAPS —

#### 2017: (BALTIMORE RAVENS – 16/0)

- Registered a career-high 9 special teams tackles, adding 20 tackles (18 solo) from scrimmage, 1 INT, 3 PD and a career-high 3 sacks(-21 yards) for a unit that led the league in both takeaways (34) and INTs (22)

- Posted his first-career FR, adding a season-high 4 tackles and 1 PD, for a defense that produced 4 takeaways in a 27-10 win at Cle. (12/17)
- Posted 2 tackles, including 1 sack, and added 1 PD at Pit. (12/10)
- Registered his first-career INT on the Texans' last offensive drive to clinch the 23-16 win vs. Hou. (11/27)...Added 1 ST tackle and 1 tackle from scrimmage for a unit that produced 3 turnovers and permitted just 66 rushing yards in a 23-16 win vs. Hou. (11/27)
- Posted 2 tackles, including 1 sack (-8 yards), for a defense that posted a shutout and allowed a season-low 196 yards in a 40-0 win vs. Mia. (10/26)
- Registered his first-career sack, dropping QB E.J. Manuel for an 8-yard loss as part of a defense that produced 3 sacks and held the Raiders to 245 total yards in the 30-17 victory at Oak. (10/8)
- Recorded 2 tackles on ST and 1 from scrimmage for a defense that forced 5 turnovers (4 INTs and 1 FR) and posted the 11th shutout in franchise history in the 20-0, season-opening victory at Cin. (9/10)

#### 2016: (BALTIMORE RAVENS – 16/0)

- Recorded 4 special teams tackles and 7 stops (4 solo) and 1 PD from scrimmage for a defense that finished first in the league with 18 INTs (tied, SD and KC), allowed the NFL's fifth-fewest rushing yards (89.4 ypg) and was the league's seventh-ranked unit (322.1 ypg)...Baltimore is one of three teams (Den. & Sea.) to rank in the NFL's Top 10 in total defense in each of the past three seasons
- Tallied a season-high 3 tackles from scrimmage for a defense that held the Giants to 38 rushing yards and didn't allow a rushing first down for just the fifth time in franchise history at NYG (10/16)
- Recorded 1 special teams tackle and 1 tackle from scrimmage for a unit that limited the Jaguars to 216 yards of total offense in the 19-17 win at Jax. (9/25)

#### 2015: (BALTIMORE RAVENS – 16/0)

- Posted 6 special teams stops for one of the league's top punt return coverage units, which allowed just 5.0 yards per return (No. 2 in NFL)
- Helped block for S Will Hill III's game-winning TD return on DE Brent Urban's blocked FGA at Cle. (11/30)
- Played from scrimmage and on special teams vs. Cin. (9/27)...Rushed for 3 yards on a fake punt, successfully converting a first down

#### 2014: (BALTIMORE RAVENS – 16/3, 2/0)

- Played both safety and CB, recording 23 tackles (16 solo) and 4 PD for a defense that allowed the NFL's sixth-fewest

# 41 ANTHONY LEVINE SR.

points per game (18.9)...Also netted 6 special teams stops

- Played in both postseason contests, recording 3 solo tackles for a defense that produced 7 sacks and allowed just 82 rushing yards in two playoff games
- Started and led the team with a career-high 10 tackles (6 solo) vs. SD (11/30)
- Started and posted 9 tackles, including a career-high 8 solo stops, adding 1 PD, at NO (11/24)
- Started his first-career game (at CB) and recorded his first-career tackles (4) and PD (2) vs. Ten. (11/9)

## 2013: (BALTIMORE RAVENS – 16/0)

- Played in all 16 games for the first time, finishing second on the team with a career-high 11 special teams tackles
- Led the team with a career-high 3 ST tackles in the 19-3 win vs. NYJ (11/24)

## 2012: (BALTIMORE RAVENS – 2/0, 0/0)

- Saw his first-career NFL action and had 1 special teams tackle...Placed on Injured Reserve (shoulder) on 11/26
- Saw action on special teams and posted his first-career ST tackle in the 16-13 OT victory at SD (11/25)
- Made his NFL debut in the 13-10 victory at Pit. (11/18)

## 2010-11: (GREEN BAY PACKERS – 0/0, 0/0)

- Spent the majority of the 2010 and 2011 seasons on the Packers' practice squad...Originally signed by Green Bay as a rookie free agent on 5/3/10

## — COLLEGE —

- Competed in 40 games (24 starts) at Tennessee State, totaling 129 tackles (80 solo), 5 INTs, 7 PD and 1 FR
- Earned second-team All-Ohio Valley Conference honors after recording 48 tackles (32 solo), 3 TFL, 2 INTs and 1 PD as a senior in 2009
- Graduated with a degree in psychology

## — HIGH SCHOOL —

- Prepped at RJ Reynolds (Winston-Salem, NC) HS, where he earned All-State (KR/PR) and All-Conference (WR) honors and was named to the North Carolina High School All-Star West Team (LB) as a senior
- Was also a member of Winston-Salem's championship track team, running the 100- and 200-meter dashes and 4x100- and 4x200-meter relays

## 2017

### GAME-BY-GAME DEFENSE

#### RAVENS

Date/Opp.	TT	Solo	Asst.	Sacks	INT	PD	FF	FR
9/10 @ Cin.	1	1	0	0-0	0-0	0	0	0
9/17 vs. Cle.	0	0	0	0-0	0-0	0	0	0
9/24 @ Jax.	0	0	0	0-0	0-0	0	0	0
10/1 vs. Pit.	1	0	1	0-0	0-0	0	0	0
10/8 @ Oak.	1	1	0	1-8	0-0	0	0	0
10/15 vs. Chi.	1	1	0	0-0	0-0	0	0	0
10/22 @ Min.	1	1	0	0-0	0-0	0	0	0
10/26 vs. Mia.	2	2	0	1-8	0-0	0	0	0
11/5 @ Ten.	0	0	0	0-0	0-0	0	0	0
11/19 @ GB	1	1	0	0-0	0-0	0	0	0
11/27 vs. Hou.	1	0	1	0-0	1-8	1	0	0
12/3 vs. Det.	2	2	0	0-0	0-0	0	0	0
12/10 @ Pit.	2	2	0	1-5	0-0	1	0	0
12/17 @ Cle.	4	4	0	0-0	0-0	1	0	1
12/23 vs. Ind.	3	3	0	0-0	0-0	0	0	0
12/31 vs. Cin.	0	0	0	0-0	0-0	0	0	0
<b>Totals</b>	<b>20</b>	<b>18</b>	<b>2</b>	<b>3-21</b>	<b>1-8</b>	<b>3</b>	<b>0</b>	<b>1</b>

## REGULAR SEASON

Year	Team	GP	GS	TACKLES			SACKS		INTERCEPTIONS					FUMBLES				
				TT	Solo	Asst.	No.	Yards	No.	Yards	LG	TD	PD	FF	FR	Yards		
2012	Baltimore	2	0	0	0	0	0.0	0.0	0	0	0	0	0	0	0	0	0	0
2013	Baltimore	16	0	0	0	0	0.0	0.0	0	0	0	0	0	0	0	0	0	0
2014	Baltimore	16	3	23	16	7	0.0	0.0	0	0	0	0	3	0	0	0	0	0
2015	Baltimore	16	0	1	1	0	0.0	0.0	0	0	0	0	0	0	0	0	0	0
2016	Baltimore	16	0	7	4	3	0.0	0.0	0	0	0	0	1	0	0	0	0	0
2017	Baltimore	16	0	20	18	2	3.0	21.0	1	8	8	0	3	0	1	0	0	0
<b>Totals</b>		<b>82</b>	<b>3</b>	<b>51</b>	<b>39</b>	<b>12</b>	<b>3.0</b>	<b>21.0</b>	<b>1</b>	<b>8</b>	<b>8</b>	<b>0</b>	<b>7</b>	<b>0</b>	<b>1</b>	<b>0</b>	<b>0</b>	<b>0</b>

**SPECIAL TEAMS TACKLES (37):** 2012 (1); 2013 (11); 2014 (6); 2015 (6); 2016 (4); 2017 (9)

## CAREER SINGLE-GAME HIGHS (REGULAR SEASON)

<b>Total Tackles:</b> 10 (120 t1/30/14 vs. SD)	<b>INTs:</b> 1 (11/27/17 vs. Hou.)	<b>Forced Fumbles:</b> None
<b>Solo Tackles:</b> 8 (11/24/14 at NO)	<b>Passes Defensed:</b> 2 (11/9/14 vs. Ten.)	<b>Fumble Recoveries:</b> 1 (12/17/17 at Cle.)
<b>Sacks:</b> 1 3 times (last: 12/10/17 at Pit.)		

**Additional Statistics:** Rushed for 3 yards, converting a first down on a fake punt, vs. Cin. (9/27/15); Has a FF on special teams at SF (10/18/15)

## POSTSEASON

Year	Team	GP	GS	TACKLES			SACKS		INTERCEPTIONS					FUMBLES				
				TT	Solo	Asst.	No.	Yards	No.	Yards	LG	TD	PD	FF	FR	Yards		
2012	Baltimore	0	0	INJURED RESERVE - SHOULDER			--	--	--	--	--	--	--	--	--	--	--	--
2014	Baltimore	2	0	3	3	0	0.0	0.0	0	0	0	0	0	0	0	0	0	0
<b>Totals</b>		<b>2</b>	<b>0</b>	<b>3</b>	<b>3</b>	<b>0</b>	<b>0.0</b>	<b>0.0</b>	<b>0</b>	<b>0</b>	<b>0</b>	<b>0</b>	<b>0</b>	<b>0</b>	<b>0</b>	<b>0</b>	<b>0</b>	<b>0</b>



# 41 ANTHONY LEVINE SR.



## — LEVINE SR.'S COMMUNITY IMPACT —

- Founded the 4Every1 Foundation to help youth and their families create a better future through mentorship, educational opportunities and life changing experiences
- Hosted the 2018 Ravens Celebrity Softball Game, with proceeds benefitting the 4Every1 Foundation
- Adopted the Mervo HS football team in Baltimore City as part of the launch for his program Beyond the Game (2017)
- Helped stuff over 1,200 military care packages for USO service members and their families (2017)
- Distributed coats and warm weather gear to homeless men at the annual Helping Up Mission Coat Distribution (2017)
- Hosted Celebrity Bowling fundraisers to benefit the 4Every1 Foundation (2017)
- Joined teammates to sign autographs and play games during the Ravens' Purple Evening, an event dedicated to female fans (2017)
- Partnered with Jimmy's Famous Seafood for 9th Annual Toys for Tots Gala (2017)
- Teamed up with the United Way of Central Maryland to host their Harvest of Plenty Thanksgiving food distribution (2016)
- Joined teammates in serving as celebrity shoppers at the Ravens annual Holiday Helpers events at Target to shop for holiday gifts with Baltimore youth in need (2015, 2017)
- Annually involved in various events to promote PLAY 60, the NFL movement for an active generation...Events included a football clinic with over 100 athletes from Special Olympics Maryland, an assembly at Summit Park Elementary School (2017) a school visit to Robert Moton Elementary School (2016), the Hispanic Heritage Youth Football Clinic in downtown Baltimore (2015) and the Ravens TEAM Challenge Hometown Huddle at M&T Bank Stadium (2015)
- Participated in the Ravens' fourth annual Beach Bash in Ocean City, MD (2015)
- Helped distribute turkeys to families in need at the Webster Kendrick Boys & Girls Club during Lardarius Webb's fifth annual Turkey Drive (2014)
- Consistently supports current and former teammates' charitable initiatives, including Terrance West's free football camp for Baltimore youth (2017), Steve Smith Sr.'s foundation fashion show (2016), Lardarius Webb's annual Charity Softball Game (2015-17), Lawrence Guy's Family and Football Day and Jameel McClain's annual 53 Families Thanksgiving Dinner (2015-17)



## 2018 PRONUNCIATION GUIDE

### Players

Quincy Adebeyejo ..... add-ah-BOY-joe  
 Javorius Allen ..... juh-VAR-us  
 Maurice Canady ..... CAN-uh-dee  
 Kamalei Correa ..... KAH-mah-lay, core-RAY-uh  
 Randin Crecelius ..... cruH-SILL-ee-us  
 Andrew Donnal ..... DONE-elle  
 Jermaine Eluemunor ..... EE-lew-mun-or  
 Chris Ezeala ..... eh-ZAY-lah  
 Janarion Grant ..... juh-NAIR-ee-on  
 Bronson Kaufusi ..... cow-FOO-see  
 Sam Koch ..... Cook  
 Christian LaCouture ..... la-co-CHURE  
 Anthony Levine Sr. .... luh-VEEN  
 Kai Nacua ..... Kai (rhymes w/ "eye")  
 nah-COO-uh

Patrick Onwuasor ..... oh-WAH-so  
 DeVier Posey ..... duh-VEER  
 Greg Senat ..... suh-NOT  
 Trent Sieg ..... SEEG  
 Zach Sieler ..... SEE-ler  
 Matt Skura ..... SKUR-uh  
 Za'Darius Smith ..... zuh-DARE-ee-us  
 Marshal Yanda ..... YAWN-da  
 Kaare Vedvik ..... CORE-ee, VED-vick  
 Tavon Young ..... TAY-von

### Coaches

Richard Angulo ..... an-GOO-low  
 Andy Bischoff ..... BISH-off  
 Joe D'Alessandris ..... dell-ah-SAN-dress  
 Marty Mornhinweg ..... MORE-ning-wig  
 Craig Ver Steeg ..... ver-STEGG

# 72

GUARD / TACKLE  
6-6 | 305



## ALEX LEWIS

COLLEGE: NEBRASKA HS: MOUNTAIN POINTE (TEMPE, AZ)  
BORN: 4/21/92, TEMPE, AZ  
EXP. (NFL/RAVENS): 3/3 GP/GS (PLAYOFFS): 10/8



### — KEY TRANSACTIONS —

- Placed on Injured Reserve on 9/1/17 after sustaining a shoulder injury during training camp
- Originally selected by the Ravens in the fourth round (130th overall) of the 2016 NFL Draft...Lewis was the third of five picks in the round

### — CAREER HIGHLIGHTS —

- In 2016 as a rookie, played in 10 games (eight starts) as part of an O-line that helped protect QB Joe Flacco, allowing him to register a career-high 64.9 completion percentage and throw for a franchise-record 4,317 yards
- Has the ability to play every position on the offensive line

### — PERSONAL —

- Voted team captain in 2015, becoming the third family in Nebraska history to have both father (Bill) and son serve in the same role
- Father, Bill, earned All-American honors as a center and served as team captain for Nebraska (1981-85)...Went on to play in the NFL for seven seasons (1986-88;1990-93) with the Los Angeles Raiders, Phoenix Cardinals and New England Patriots...Also played one season in the CFL (1995) for the Memphis Mad Dogs and was coached by Ravens offensive line coach Joe D'Alessandris, who served in the same role for the Mad Dogs
- Mother, Kimberly, attended Nebraska and was on the dance team...Also founded the Phoenix Suns Dance Team
- Is an avid craftsman and woodworker

### — SEASON RECAPS —

#### 2017: (BALTIMORE RAVENS – 0/0, INJURED RESERVE)

- Suffered an injury (shoulder) during preseason and missed the entire 2017 season

#### 2016: (BALTIMORE RAVENS – 10/8)

- Started eight games at LG and two games at LT (filling in for an injured T Ronnie Stanley) in his rookie season...Part of an offensive line that helped protect QB Joe Flacco, allowing him to register a career-high 64.9 completion percentage and throw for a franchise-record 4,317 yards
- Missed one game due to a concussion and five games with an ankle injury...Returned from injury for the season's final game at Cin. (1/1/17)
- Missed his first NFL game with an ankle injury at Dal. (11/20) and was out for several weeks while rehabbing
- Started at LG as part of an O-line that helped the offense generate 396 yards of total offense and a season-high 28 points in a 28-7 win vs. Cle. (11/10)...Left the game in the

third quarter after suffering an ankle injury

- Started at LT for an injured Ronnie Stanley and protected QB Joe Flacco, allowing him to record his 28th-career 300-yard passing game (307 yards) at NYG (10/16)
- Started at LG for an offense that did not allow a sack and scored 23 unanswered points in a 25-20, come-from-behind win at Cle. (9/18)...It (20 points) marked the Ravens' second-largest comeback victory in team history
- Recorded his first-career start and protected QB Joe Flacco, who went 22-of-33 for 258 yards and 1 TD, in the 13-7 season-opening victory vs. Buf. (9/11)

### — COLLEGE —

- Started 26-consecutive games at Nebraska...Sat out the 2013 season after transferring from Colorado, where he saw action in 24 games over two seasons (2011-12)
- Earned second-team All-Big Ten honors by coaches in 2015, helping the Huskers' attack average 32.8 points, 266.9 passing yards and 446.9 total yards of offense per game, ranking in the Big Ten's Top 3 in each category
- Earned sophomore All-American honorable mention honors while playing for Colorado after allowing just two sacks, which was second fewest on the team
- Appeared in all 12 games as a freshman at Colorado, helping the offense amass 1,413 rushing yards
- Graduated with a sociology degree

### — HIGH SCHOOL —

- Prepped at Mountain Pointe (Tempe, AZ) HS, where as a senior, he earned first-team All-State, All-City and All-5A East Valley honors after blocking for two teammates who rushed for 1,700-plus yards and a combined 51 TDs
- Part of a team that went undefeated in the 2010 regular season (10-0), earning a trip to the regional championship
- Also played Lacrosse



### — LEWIS' COMMUNITY IMPACT —

- Took part in the Show Your Soft Side campaign by participating in the fourth-annual Pawject Runway event (2017)
- Helped to stuff over 1,200 military care packages for USO service members and their families (2017)
- Joined the Ravens, United Way of Central Maryland, Verizon and EverFi to launch Character Playbook at Maree Garnett Farring Elementary/Middle School, a learning initiative that teaches students skills to cultivate character and maintain healthy relationships (2016)

# 88

TE / WR  
6-2 | 247



## VINCE MAYLE

COLLEGE: WASHINGTON STATE HS: INDERKUM (SACRAMENTO, CA)  
BORN: 6/12/91, SACRAMENTO, CA  
EXP. (NFL/RAVENS): 3/3 GP/GS (PLAYOFFS): 23/0 (0/0)



### — KEY TRANSACTIONS —

- Signed by Baltimore on 12/30/16 after being waived by the Cowboys on 12/29/16
- Elevated to Dallas' active roster on 11/16/16
- Waived by the Cowboys on 9/3/16 and signed to their practice squad on 9/4/16
- Signed to the Cowboys' practice squad on 9/8/15
- Originally drafted by Cleveland in the fourth round of the 2015 NFL Draft.

### — CAREER HIGHLIGHTS —

- Scored his first-career TD on a 2-yard end-around run in a 30-17 victory at Oak. (10/8/17)
- Saw the first game action of his career vs. NE (10/11/15)

### — PERSONAL —

- Prior to attending WSU, Mayle played basketball for Shasta Community College in 2009-10 and averaged 8.0 ppg and once won a slam dunk contest
- Often called "Little LeBron" while growing up because of his resemblance to NBA superstar LeBron James
- **Last name is pronounced: MAY-lee**

### — SEASON RECAPS —

#### 2017: (BALTIMORE RAVENS – 16/0)

- Posted 8 special teams tackles and carried the ball 2 times for 2 yards, including his first-career TD, helping the Ravens produce the NFL's ninth-ranked scoring attack (24.7 ppg)
- Saw action on offense and recorded 1 ST tackle before leaving the game in the second quarter with a concussion in a 40-0 win vs. Mia. (10/26)
- On his first-career touch, rushed for a 2-yard TD in a 30-17 victory at Oak. (10/8)

#### 2016: (DALLAS & BALTIMORE – 6/0)

- Inactive at Cin. (1/1/17) after signing with the Ravens on 12/30...Played in six games with the Cowboys, registering 2 ST tackles prior to being signed by Baltimore

#### 2015: (DALLAS COWBOYS – 1/0)

- Saw action in his first-career NFL game vs. NE (10/11)

### — COLLEGE —

- Played in 25 games (12 starts) at Washington State, registering 2,022 receiving yards and 16 TDs on 148 catches
- Named an All-American honorable mention by *Sports Illustrated* and Biletnikoff Award semifinalist as a senior after leading the Pac-12 and setting a school record with 106 catches for 1,483 receiving yards and 9 TDs
- Prior to WSU, named Valley Conference Offensive MVP at Sierra College after leading all California Junior Colleges with 16 receiving TDs, 61 catches and 984 yards

### — HIGH SCHOOL —

- Prepped at Inderkum (Sacramento, CA) HS, where he was named first-team All-Metro League after tallying 14 TDs and rushing for 661 yards as a senior

#### 2017

##### GAME-BY-GAME OFFENSE

RAVENS Date/Opp.	RECEIVING					RUSHING				
	No.	Yds.	Avg.	LG	TD	No.	Yds.	Avg.	LG	TD
9/10 @ Cin.	SAW ACTION ON SPECIAL TEAMS					--	--	--	--	--
9/17 vs. Cle.	0	0	0.0	0	0	0	0	0.0	0	0
9/24 @ Jax.	SAW ACTION ON SPECIAL TEAMS					--	--	--	--	--
10/1 vs. Pit.	0	0	0.0	0	0	0	0	0.0	0	0
10/8 @ Oak.	0	0	0.0	0	0	1	2	2.0	2t	1
10/15 vs. Chi.	0	0	0.0	0	0	0	0	0.0	0	0
10/22 @ Min.	0	0	0.0	0	0	1	0	0.0	0	0
10/26 vs. Mia.	0	0	0.0	0	0	0	0	0.0	0	0
11/5 @ Ten.	SAW ACTION ON SPECIAL TEAMS					--	--	--	--	--
11/19 @ GB	0	0	0.0	0	0	0	0	0.0	0	0
11/27 vs. Hou.	SAW ACTION ON SPECIAL TEAMS					--	--	--	--	--
12/3 vs. Det.	0	0	0.0	0	0	0	0	0.0	0	0
12/10 @ Pit.	SAW ACTION ON SPECIAL TEAMS					--	--	--	--	--
12/17 @ Cle.	SAW ACTION ON SPECIAL TEAMS					--	--	--	--	--
12/23 vs. Ind.	SAW ACTION ON SPECIAL TEAMS					--	--	--	--	--
12/31 vs. Cin.	SAW ACTION ON SPECIAL TEAMS					--	--	--	--	--
<b>Totals</b>	<b>0</b>	<b>0</b>	<b>0.0</b>	<b>0</b>	<b>0</b>	<b>2</b>	<b>2</b>	<b>1.0</b>	<b>2t</b>	<b>1</b>

#### REGULAR SEASON

Year	Team	GP	GS	RECEIVING					RUSHING				
				No.	Yards	Avg.	LG	TD	No.	Yards	Avg.	LG	TD
2015	Dallas	1	0	0	0	0.0	0	0	0	0	0.0	0	0
2016	Dal./Bal.*	6	0	0	0	0.0	0	0	0	0	0.0	0	0
2017	Baltimore	16	0	0	0	0.0	0	0	2	2	1.0	2t	1
<b>Totals</b>		<b>23</b>	<b>0</b>	<b>0</b>	<b>0</b>	<b>0.0</b>	<b>0</b>	<b>0</b>	<b>2</b>	<b>2</b>	<b>1.0</b>	<b>2t</b>	<b>1</b>

\*PLAYED 6 GAMES OF THE 2016 SEASON WITH DAL.

SPECIAL TEAMS TACKLES (10): 2016 (2); 2017 (8)

#### CAREER SINGLE-GAME HIGHS (REGULAR SEASON)

##### RECEIVING

Receptions:

None

Yardage:

None

Long Gain:

None

Touchdowns:

None

##### RUSHING

Carries:

1 2 times (last: 10/22/17 at Min.)

Yardage:

2 (10/8/17 at Oak.)

Long Gain:

2t (10/8/17 at Oak.)

Touchdowns:

1 (10/8/17 at Oak.)



# 50

LINEBACKER  
6-2 | 235



## ALBERT McCLELLAN

COLLEGE: MARSHALL HS: KATHLEEN (LAKELAND, FL)  
BORN: 6/4/86, LAKELAND, FL  
EXP. (NFL/RAVENS): 8/8 GP/GS (PLAYOFFS): 90/24 (8/0)



### — KEY TRANSACTIONS —

- Placed on Injured Reserve on 9/1/17 after suffering a knee injury during training camp
- Re-signed with Baltimore on 3/2/16
- Re-signed with the Ravens on 3/24/15
- Re-signed with Baltimore on 3/27/13
- Originally signed with the Ravens as a RFA on 5/6/10

### — CAREER HIGHLIGHTS —

- In 2016, appeared in all 16 games (11 starts) and recorded a career-high 52 tackles for the league's fifth-ranked rushing defense (89.4 ypg)
- Posted a career-high 9 tackles, including a career-best 7 solo stops, for a defense that held the Giants to 38 rushing yards, at NYG (10/16/16)
- Led the Ravens in special teams tackles in 2014 (13), 2013 (12) and 2011 (12), tying for second most (6) in 2015
- Tied for 11th in team annals with 53 special teams stops, the most by a Raven since he joined the team in 2010
- Recorded his first-career NFL sack vs. Den. (12/16/12)

### — PERSONAL —

- Attended the same high school, Kathleen (Lakeland, FL), as Ravens legend Ray Lewis
- Enjoys fishing in his spare time

### — SEASON RECAPS —

#### 2017: (BALTIMORE RAVENS – 0/0, INJURED RESERVE)

- Suffered an injury (knee) during training camp and missed the entire season

#### 2016: (BALTIMORE RAVENS – 16/11)

- Tallied a career-high 52 tackles (31 solo), 1 sack and 4 TFL for a defense that allowed the NFL's fifth-fewest rushing yards (89.4 ypg) and ranked seventh overall (322.1 ypg)
- Was also a core special teamer, posting 4 ST tackles
- Started and posted 5 tackles, including 1 TFL, in the 27-26 victory vs. Phi. (12/18)
- Notched his third-career sack (-2 yards), finishing with 3 stops (2 solo) and 1 special teams tackle, at Dal. (11/20)
- Recorded 4 tackles (all solo) for a defense that limited the Browns to 144 yards of offense, marking the eighth fewest in Ravens franchise history, in the 28-7 win vs. Cle. (11/10)
- Recorded a career-high 9 stops as part of a defense that held the Giants to 38 rushing yards and didn't allow a rushing first down for just the fifth time in franchise history at NYG (10/16)

- Produced 5 tackles (4 solo) for a front seven that allowed just 60 rushing yards vs. Was. (10/9)...Moved from the SAM position to ILB when C.J. Mosley (thigh) left the game
- Notched 1 ST tackle and posted a season-high 3 stops on defense for a unit that limited the Jaguars to 216 yards of total offense in the 19-17 win at Jax. (9/25)
- Started and played on defense and special teams, producing 2 tackles and 1 TFL for a defense that allowed just 160 yards, which tied for the 13th fewest in franchise history, in the 13-7 season-opening victory vs. Buf. (9/11)

#### 2015: (BALTIMORE RAVENS – 13/0)

- Posted 11 tackles (7 solo), 6 special teams stops, 1 sack, 1 PD and 1 FR for the NFL's eighth-ranked defense (337.4 ypg), which finished No. 2 overall (291.1 ypg) over the season's final eight games
- Recorded 3 ST tackles at Mia. (12/6)
- Recovered 1 of 4 St. Louis lost fumbles while playing on special teams and from scrimmage for a defense that allowed 213 total net yards in the 16-13 win vs. STL (11/22)
- Notched 1 tackle for a defense that did not allow a rushing TD and held the Chargers to 3.1 yards per rushing attempt in the 29-26 victory vs. SD (11/1)
- Recorded 3 tackles (2 solo), helping limit the Browns to just 83 rushing yards vs. Cle. (10/11)
- Posted 1 solo stop, playing primarily on special teams, in the 23-20 OT victory at Pit. (10/1)
- Netted 2 tackles and 1 sack for a defense that did not allow a TD and held the Broncos to 219 total yards at Den. (9/13)

### SPECIAL TEAMS STANDOUT

Since joining Baltimore in 2010, LB Albert McClellan has led the Ravens in special teams tackles three times: 2011, 2013 and 2014. His 53 career ST tackles are tied for 11th in franchise history and are No. 1 over the Ravens' past eight seasons.

#### RAVENS ST TACKLES LEADERS (Career Leaders)

1. Bennie Thompson . . . . .	79
2. Adaluis Thomas . . . . .	77
3. Gary Stills . . . . .	70
4. Bart Scott . . . . .	68
5. Cornell Brown . . . . .	66
6. Brendon Ayanbadejo . . . . .	63
7. Jameel McClain . . . . .	60
8. Prescott Burgess . . . . .	58
Daniel Wilcox . . . . .	58
Tom Zbikowski . . . . .	58
<b>11. Albert McClellan . . . . .</b>	<b>53</b>
James Trapp . . . . .	53

#### RAVENS ST TACKLES LEADERS (Season Leaders Since 2010)

2017 Anthony Levine Sr. . . . .	9
2016 Patrick Onwuasor . . . . .	11
2015 Brynden Trawick . . . . .	9
<b>2014 Albert McClellan . . . . .</b>	<b>13</b>
<b>2013 Albert McClellan . . . . .</b>	<b>12</b>
2012 Brendon Ayanbadejo . . . . .	14
<b>2011 Albert McClellan . . . . .</b>	<b>12</b>
2010 Prescott Burgess . . . . .	13

**Note:** McClellan posted 3 ST tackles in 2016, however, he played a more prominent role on defense, starting 11 games at SLB.

# 50 ALBERT McCLELLAN

## 2014: (BALTIMORE RAVENS – 16/0, 2/0)

- Led the team with a career-high 13 special teams tackles and had 4 stops from scrimmage
- Saw action in both postseason contests, recording 2 special teams tackles
- Posted 2 tackles and 1 FF on special teams and produced 1 tackle from scrimmage in the 21-7 victory vs. Ten. (11/9)
- Led the team with a career-high 4 solo special teams tackles in the 48-17 victory at TB (10/12)
- Saw action in his 50th-career game and tallied 1 special teams tackle and 1 FR on special teams at Ind. (10/5)

## 2013: (BALTIMORE RAVENS – 15/0)

- Led the team with 12 ST tackles...Missed one game with a shoulder injury
- Tied for the team lead with 2 solo ST tackles at Cin. (12/29)
- Tied for the team lead with 2 ST tackles in the 29-26 win vs. Min. (12/8)
- Recorded 1 solo ST tackle before leaving the game in the second quarter with a shoulder injury at Buf. (9/29)

## 2012: (BALTIMORE RAVENS – 14/12, 4/0)

- Posted then-career highs in every category, producing 42 tackles (29 solo), 1 sack (-11 yards), 2 PD and 2 FRs...Also netted 7 solo tackles and 1 FF on special teams
- Posted 2 ST tackles and saw action from scrimmage for a defense that forced 10 turnovers in four playoff games en route to winning Super Bowl XLVII
- Recorded 4 tackles, his first-career sack (-11 yards), 2 ST stops and 1 FF vs. Den. (12/16)
- Led the team with a then-career-high 8 tackles (5 solo) in the 23-16 victory vs. Cle. (9/27)

## 2011: (BALTIMORE RAVENS – 16/1, 2/0)

- Led the team with 12 special teams tackles and produced 7 tackles (5 solo) from scrimmage

- Played in both playoff games, totaling 2 ST stops
- Started his first-career NFL game and produced 4 tackles for a defense that recorded a franchise-record-tying 9 sacks vs. SF (11/24)
- Posted his first-career tackle from scrimmage in the 23-20 win at Pit. (11/6)
- Saw action in his first-career NFL game on special teams in the 35-7 victory vs. Pit. (9/11)

## 2010: (BALTIMORE RAVENS – 0/0)

- Spent the season on Baltimore's practice squad after signing as a rookie free agent

### — COLLEGE —

- Served as a three-year captain and played in 48 games (42 starts) during his five-year Marshall career, posting 230 tackles (99 solo), 39.5 TFL, 19.5 sacks, 11 PD, 7 FFs and 1 FR
- Registered 54 tackles (16 solo), 9 TFL, 3 sacks, 2 FFs and 2 PD, earning second-team All-C-USA status, as a senior in 2009...Tabbed a preseason first-team All-C-USA selection
- Earned C-USA Defensive MVP and first-team All-C-USA honors after recording 77 tackles (41 solo) and conference highs in TFL (19) and sacks (11)
- First-team All-C-USA pick as a junior in 2008...Started all 12 games in which he played, totaling 59 tackles (18 solo), 4.5 TFL and 2.5 sacks while facing many double-teams
- Majored in business management

### — HIGH SCHOOL —

- Earned Class 3A first-team All-State at Kathleen (FL) HS, the same high school attended by former Ravens LB Ray Lewis
- Recorded 65 tackles and 12 sacks as a senior

### — McCLELLAN'S COMMUNITY IMPACT —



- Helped stuff over 1,200 military care packages for USO service members and their families (2017)
- Supported PLAY 60, the NFL movement for an active generation, by attending a school assembly at Robert Moton Elementary School (2016)
- Attended the Goodwill Gridiron Halloween party, with proceeds benefitting Goodwill Industries of the Chesapeake (2013-14)
- Supported the Ravens Hometown Huddle by taking part in the first-ever Ravens TEAM Challenge at M&T Bank Stadium...Joined teammates and Ravens cheerleaders to complete various tasks alongside students from Baltimore's Dogwood Elementary (2012)
- Is involved with Show Your Soft Side, a campaign developed in 2010 to combat the alarming incidence of animal abuse in Baltimore
- Consistently supports teammates' charitable endeavors, including former teammate Lardarius Webb at his annual charity softball game

# 50 ALBERT McCLELLAN



## 2017

### GAME-BY-GAME DEFENSE

#### RAVENS

Date/Opp.	TT	Solo	Asst.	Sacks	INT	PD	FF	FR
9/10 @ Cin.								
9/17 vs. Cle.								
9/24 @ Jax.								
10/1 vs. Pit								
10/8 @ Oak								
10/15 vs. Chi.								
10/22 @ Min.								
10/26 vs. Mia.								
11/5 @ Ten.								
11/19 @ GB								
11/27 vs. Hou.								
12/3 vs. Det								
12/10 @ Pit								
12/17 @ Cle.								
12/23 vs. Ind.								
12/31 vs. Cin.								
<b>Totals</b>	<b>0</b>	<b>0</b>	<b>0</b>	<b>0-0</b>	<b>0-0</b>	<b>0</b>	<b>0</b>	<b>0</b>



## NOTE THE QUOTE

**LB Albert McClellan on his ability to excel on special teams and at multiple linebacker positions:**

“We’ve got a saying here that the more you can do, the better chance you have of playing. So being versatile plays to my advantage.”

### REGULAR SEASON

Year	Team	GP	GS	TACKLES			SACKS		INTERCEPTIONS					FUMBLES			
				TT	Solo	Asst.	No.	Yards	No.	Yards	LG	TD	PD	FF	FR	Yards	
2010	Baltimore	0	0	ON RAVENS' PRACTICE SQUAD			--	--	--	--	--	--	--	--	--	--	--
2011	Baltimore	16	1	7	5	2	0.0	0.0	0	0	0	0	0	0	0	0	0
2012	Baltimore	14	12	42	29	13	1.0	11.0	0	0	0	0	2	0	2	0	0
2013	Baltimore	15	0	0	0	0	0.0	0.0	0	0	0	0	0	0	0	0	0
2014	Baltimore	16	0	4	1	3	0.0	0.0	0	0	0	0	0	0	0	0	0
2015	Baltimore	13	0	11	7	4	1.0	9.0	0	0	0	0	1	0	1	0	0
2016	Baltimore	16	11	52	31	21	1.0	2.0	0	0	0	0	0	0	0	0	0
2017	Baltimore	0	0	INJURED RESERVE (KNEE)			--	--	--	--	--	--	--	--	--	--	--
<b>Totals</b>		<b>90</b>	<b>24</b>	<b>116</b>	<b>73</b>	<b>43</b>	<b>3.0</b>	<b>22.0</b>	<b>0</b>	<b>0</b>	<b>0</b>	<b>0</b>	<b>3</b>	<b>0</b>	<b>3</b>	<b>0</b>	

**SPECIAL TEAMS TACKLES (53):** 2011 (12); 2012 (7); 2013 (12); 2014 (13); 2015 (6); 2016 (3) 2017 (0)

### CAREER SINGLE-GAME HIGHS (REGULAR SEASON)

**Total Tackles:**

9 (10/16/16 at NYJ)

**Solo Tackles:**

7 (10/16/16 at NYJ)

**Sacks:**

1 3 times (last: 11/20/16 at Dal.)

**INTs:**

None

**Passes Defensed:**

1 3 times (last: 10/18/15 at SF)

**Forced Fumbles:**

None

**Fumble Recoveries:**

1 3 times (last: 11/22/15 vs. STL)

**Additional Statistics:** Has 2 FFs on special teams (12/16/12 vs Den. and 11/9/14 vs. Ten.) and 1 FR on special teams (10/5/14 vs. Ind.)

### POSTSEASON

Year	Team	GP	GS	TACKLES			SACKS		INTERCEPTIONS					FUMBLES			
				TT	Solo	Asst.	No.	Yards	No.	Yards	LG	TD	PD	FF	FR	Yards	
2010	Baltimore	0	0	ON RAVENS' PRACTICE SQUAD			--	--	--	--	--	--	--	--	--	--	--
2011	Baltimore	2	0	0	0	0	0.0	0.0	0	0	0	0	0	0	0	0	0
2012	Baltimore	4	0	0	0	0	0.0	0.0	0	0	0	0	0	0	0	0	0
2014	Baltimore	2	0	0	0	0	0.0	0.0	0	0	0	0	0	0	0	0	0
<b>Totals</b>		<b>8</b>	<b>0</b>	<b>0</b>	<b>0</b>	<b>0</b>	<b>0.0</b>	<b>0.0</b>	<b>0</b>	<b>0</b>	<b>0</b>	<b>0</b>	<b>0</b>	<b>0</b>	<b>0</b>	<b>0</b>	



# 10

WIDE RECEIVER  
6-1 | 200



## CHRIS MOORE

COLLEGE: CINCINNATI HS: THOMAS JEFFERSON (TAMPA, FL)

BORN: 6/16/93, ORLANDO, FL

EXP. (NFL/RAVENS): 3/3 GP/GS (PLAYOFFS): 28/4 (0/0)



### — KEY TRANSACTIONS —

- Selected by the Ravens in the fourth round (107th overall) of the 2016 NFL Draft...Moore was the second (CB Tavon Young) of five picks in the round

### — CAREER HIGHLIGHTS —

- In 2017, served as a core special teams member and posted career highs in all receiving categories, including receptions (18), receiving yards (248) and TDs (3)
- Owns 6 career TDs: 1 FR-TD (own) on offense, 3 TD receptions, 1 defensive TD (muffed punt snap) and the return of a blocked punt for a TD
- Posted a career-high 48 receiving yards on 3 receptions (16.0 avg.) and 1 TD at Pit. (12/10/17)
- As a rookie in 2016, caught 7 passes for 46 yards and carried the ball 3 times for 19 yards...Also a key contributor on special teams, serving as the Ravens' kick returner for the team's final three games and scoring 2 TDs on Baltimore's punt coverage unit
- Returned a blocked punt from RB Javorius Allen 14 yards for a score in a 21-14 victory vs. Pit. (11/6/16)
- Recovered a muffed snap from Jets P Lachlan Edwards in the end zone, scoring his first-career TD and giving the Ravens a 7-0 lead, at NYJ (10/23/16)
- Caught his first-career pass on a 13-yard reception in the season-opening victory vs. Buf. (9/11/16)

### — PERSONAL —

- Was married to wife, Toria, in March 2018
- Graduated with a criminal justice degree from Cincinnati
- M\*A\*S\*H is his favorite TV show
- Owns an impressive sneaker collection

### — SEASON RECAPS —

#### 2017: (BALTIMORE RAVENS – 13/4)

- Registered 18 receptions for 248 yards and 3 TDs, helping the Ravens produce the NFL's ninth-ranked scoring attack (24.7 ppg)
- A key contributor on special teams, he helped Baltimore rank No. 1 in KOR average (27.5), No. 5 in PR average (10.1) and No. 1 in opponent KOR average (18.6)...Moore finished with a 26.6-yard KOR average, including a long of 87
- Caught a 6-yard TD at the end of the second quarter, which was set up by his 87-yard kick return, vs. Cin. (12/31)
- Posted the second receiving TD of his career on a 30-yard reception, finishing with 3 catches for a career-best 48 yards at Pit. (12/10)...Also had 5 KORs for 86 yards

- Caught a career-high-tying 3 passes for 37 yards, including a 22-yarder from P Sam Koch on a fake punt to set up a Baltimore TD, in a 23-16 win vs. Hou. (11/27)
- Recorded 1 ST tackle and caught a 16-yard pass from P Sam Koch on a fake punt to help the Ravens convert on fourth down at Ten. (11/5)
- Recovered a QB Ryan Mallett fumble in the end zone in a 40-0 win vs. Mia. (10/26)...The FR-TD marked Moore's fourth-career score, which also includes 1 TD reception, 1 defensive TD on a muffed punt snap and the return of a blocked punt for a TD
- Made his first-career start and recorded 2 receptions for 36 yards, including a 13-yard TD at Min. (10/22)
- Registered career highs in catches (3) and receiving yards (44), averaging 14.7 yards per reception vs. Chi. (10/15)

#### 2016: (BALTIMORE RAVENS – 15/0)

- Scored 2 TDs on the Ravens' punt coverage unit, returning a blocked punt for a TD vs. Pit. (11/6) and recovering a muffed punt snap in the end zone at NYJ (10/23)
- Gained 162 yards on 7 KORs (23.1 avg.), 19 yards on 3 rushing attempts (6.3 avg.) and posted 7 receptions for 46 yards
- Returned 4 kickoffs for 98 yards, including a career-long 34-yarder, in the 27-26 victory vs. Phi. (12/18)
- Recorded 1 catch for 5 yards, posted 1 special teams tackle and recovered a fumble on a muffed punt at NE (12/12)
- Scored a TD in his second-straight game, returning a blocked punt 14 yards for a TD, in the 21-14 victory vs. Pit. (11/6)
- Scored his first-career TD, recovering a muffed snap in the end zone at NYJ (10/23)
- Recorded his first-career reception on a 13-yard grab in the 13-7 season-opening victory vs. Buf. (9/11)

### — COLLEGE —

- Started 34 of 50 games played, posting 119 receptions for 2,301 yards and a school-record 26 TDs...Recorded a career 19.3 yards-per-catch average
- Earned Cincinnati's Most Valuable Receiver Award in 2015 after posting 40 catches for 870 yards and 7 TDs...Moore's 21.8 yards per catch ranked eighth nationally
- Netted 3 catches for 221 yards and 3 TDs (60, 83, 78) at Ohio State (9/27/14) to set school, conference and NCAA FBS records with a 73.7-yard single-game receiving average

### — HIGH SCHOOL —

- Prepped at Thomas Jefferson (Tampa, FL) HS, where he led his team to an undefeated campaign and Class 3A State Championship in 2010...Named a *Parade* All-American and earned Class 3A All-state honorable mention honors in 2010, securing 49 catches for 1,500 yards and 21 TDs

# 10 CHRIS MOORE

2017

**GAME-BY-GAME OFFENSE**

Date/Opp.	RECEIVING					RUSHING				
	No.	Yds.	Avg.	LG	TD	No.	Yds.	Avg.	LG	TD
9/10 @ Cin.	SAW ACTION ON SPECIAL TEAMS									
9/17 vs. Cle.	INACTIVE									
9/24 @ Jax.	0	0	0.0	0	0	0	0	0.0	0	0
10/1 vs. Pit.	INACTIVE									
10/8 @ Oak.	INACTIVE									
10/15 vs. Chi.	3	44	14.7	17	0	0	0	0.0	0	0
10/22 @ Min.	2	36	18.0	23	1	1	-5	-5.0	-5	0
10/26 vs. Mia.	0	0	0.0	0	0	0	0	0.0	0	0
11/5 @ Ten.	1	16	16.0	0	0	--	--	--	--	--
11/19 @ GB	0	0	0.0	0	0	0	0	0.0	0	0
11/27 vs. Hou.	3	37	12.3	22	0	0	0	0.0	0	0
12/3 vs. Det.	3	32	10.7	23	0	1	-4	-4.0	-4	0
12/10 @ Pit.	3	48	16.0	30t	1	0	0	0.0	0	0
12/17 @ Cle.	0	0	0.0	0	0	0	0	0.0	0	0
12/23 vs. Ind.	2	29	14.5	20	0	0	0	0.0	0	0
12/31 vs. Cin.	1	6	6.0	6t	1	0	0	0.0	0	0
<b>Totals</b>	<b>18</b>	<b>248</b>	<b>13.8</b>	<b>30t</b>	<b>3</b>	<b>2</b>	<b>-9</b>	<b>-4.5</b>	<b>-4</b>	<b>0</b>

2017

**GAME-BY-GAME RETURNS**

Date/Opp.	KICKOFF RETURNS					PUNT RETURNS					
	No.	Yds.	Avg.	LG	TD	No.	FC	Yds.	Avg.	LG	TD
9/10 @ Cin.	0	0	0.0	0	0	0	0	0	0.0	0	0
9/17 vs. Cle.	0	0	0.0	0	0	0	0	0	0.0	0	0
9/24 @ Jax.	0	0	0.0	0	0	0	2	0	0.0	0	0
10/1 vs. Pit.	0	0	0.0	0	0	0	0	0	0.0	0	0
10/8 @ Oak.	0	0	0.0	0	0	0	0	0	0.0	0	0
10/15 vs. Chi.	0	0	0.0	0	0	0	0	0	0.0	0	0
10/22 @ Min.	0	0	0.0	0	0	0	0	0	0.0	0	0
10/26 vs. Mia.	0	0	0.0	0	0	0	0	0	0.0	0	0
11/5 @ Ten.	0	0	0.0	0	0	0	0	0	0.0	0	0
11/19 @ GB	1	35	35.0	35	0	0	0	0	0.0	0	0
11/27 vs. Hou.	2	50	25.0	27	0	0	0	0	0.0	0	0
12/3 vs. Det.	2	51	25.5	27	0	0	0	0	0.0	0	0
12/10 @ Pit.	5	86	17.2	20	0	0	0	0	0.0	0	0
12/17 @ Cle.	0	0	0.0	0	0	0	0	0	0.0	0	0
12/23 vs. Ind.	0	0	0.0	0	0	0	0	0	0.0	0	0
12/31 vs. Cin.	3	124	41.3	87	0	0	0	0	0.0	0	0
<b>Totals</b>	<b>13</b>	<b>346</b>	<b>26.6</b>	<b>87</b>	<b>0</b>	<b>0</b>	<b>0</b>	<b>0</b>	<b>0.0</b>	<b>0</b>	<b>0</b>

**REGULAR SEASON**

Year	Team	GP	GS	RECEIVING					RUSHING				
				No.	Yards	Avg.	LG	TD	No.	Yards	Avg.	LG	TD
2016	Baltimore	15	0	7	46	6.6	13	0	3	19	6.3	10	0
2017	Baltimore	13	4	18	248	13.8	30t	3	2	-9	-4.5	-4	0
<b>Totals</b>		<b>28</b>	<b>4</b>	<b>25</b>	<b>294</b>	<b>11.8</b>	<b>30t</b>	<b>3</b>	<b>5</b>	<b>10</b>	<b>2.0</b>	<b>10</b>	<b>0</b>

**SPECIAL TEAMS TACKLES (5):** 2016 (4); 2017 (1)

**CAREER SINGLE-GAME HIGHS (REGULAR SEASON)**

**RECEIVING**

**Receptions:**  
3 4 times (last: 12/10/17 at Pit.)  
**Yardage:**  
48 (12/10/17 at Pit.)

**Long Gain:**  
30t (12/10/17 at Pit.)  
**Touchdowns:**  
1 3 times (last: 12/31/17 vs. Cin.)

**RUSHING**

**Carries:**  
1 5 times (last: 12/3/17 vs. Det.)  
**Yardage:**  
10 (11/10/16 vs. Cle.)

**Long Gain:**  
10 (11/10/16 vs. Cle.)  
**Touchdowns:**  
None

**Additional Statistics:** Recovered a Ravens' fumble in the end zone for a TD vs. Mia. (10/26/17)...Recorded a FR on special teams on a muffed punt at NE (12/12/16)... Returned a blocked punt for a TD vs. Pit. (11/6/16) and scored a defensive TD by recovering a muffed punt snap in the end zone at NYJ (10/23/16)

**REGULAR SEASON**

Year	Team	GP	GS	KICKOFF RETURNS					PUNT RETURNS				
				No.	Yards	Avg.	LG	TD	No.	FC	Yards	Avg.	LG
2016	Baltimore	15	0	7	162	23.1	34	0	0	0	0	0	0
2017	Baltimore	13	4	13	346	26.6	87	0	0	0	0	0	0
<b>Totals</b>	<b>Baltimore</b>	<b>28</b>	<b>4</b>	<b>20</b>	<b>508</b>	<b>25.4</b>	<b>87</b>	<b>0</b>	<b>0</b>	<b>0</b>	<b>0</b>	<b>0</b>	<b>0</b>



**— MOORE'S COMMUNITY IMPACT —**

- Teamed up with the Ravens and Verizon Wireless to "Pass It Forward" by visiting with military service members at Ft. Meade and serving ice cream to firefighters in Baltimore City on 9/11 (2017)
- Joined teammates at the annual Hometown Huddle event for Baltimore City elementary school children (2016-17)
- Joined fellow rookies at the Helping Up Mission men's shelter to provide underserved Baltimore men with a hot meal (2016)
- Supported the NFL's PLAY 60 movement for an active generation by attending the Ravens' PLAY 60 Festival, an afternoon of activities for over 300 inner-city youth at Patterson Park (2016)
- Participated in the Ravens' annual Holiday Helpers event (hosted by Steve Smith Sr.)...Children selected from Baltimore City and County were given the opportunity to shop with a Ravens' celebrity shopper at Target for holiday gifts (2016)
- Involved with Show Your Soft Side, a campaign developed in 2010 to combat the incidence of animal abuse in Baltimore
- Supports teammates' charitable endeavors, including former teammate Benjamin Watson's Big BENefit holiday shopping event for local children, as well as former teammate Steve Smith Sr.'s foundation fashion show (2016)

# 57

INSIDE LINEBACKER  
6-2 | 250



## C.J. MOSLEY

COLLEGE: ALABAMA HS: THEODORE (AL)

BORN: 6/19/92, THEODORE, AL

EXP. (NFL/RAVENS): 5/5 GP/GS (PLAYOFFS): 62/62 (2/2)



### — KEY TRANSACTIONS —

- Selected by the Ravens in the first round (17th overall) of the 2014 NFL Draft

### — HONORS —

- Three-time Pro Bowler (2014, 2016-17); became the first Ravens rookie to earn the honor in 2014
- *Associated Press* second-team All-Pro (2014, 2016-17)
- PFWA All-AFC (2014)
- PFWA All-Rookie Team (2014)
- NFL Rookie of the Month (Dec., 2014 and Oct., 2014)

### — CAREER HIGHLIGHTS —

- Led the team in 2017 with a career-high 132 tackles, also posting 1 sack, 2 INTs (1 returned for a TD), 7 PD, 3 FF and 3 FRs...Ranked eighth in the NFL in total tackles
- Returned an INT 63 yards for a TD for a defense that posted a shutout in a 40-0 win vs. Mia. (10/26/17)
- Mosley and Luke Kuechly are the only NFL defenders to tally at least 450 tackles, 5 sacks and 5 INTs since 2014
- Ranks fifth in the NFL with 469 tackles since 2014
- In 2016, finished second among all linebackers in the NFL with a career- and team-high (tied) 4 INTs
- Has produced the NFL's second-most INTs by a LB (8) since he entered the NFL in 2014...Had 2 thefts in 2017, including a 63-yard pick-6 in Week 8 vs. the Dolphins
- Scored his first-career TD on a FR returned 41 yards vs. Cin. (9/27/15)
- Set a career high with 2 sacks (-8 yards) at Den. (9/13/15)
- Was the only player in the NFL with at least 125 tackles, 3 sacks and 2 INTs in 2014, finishing second in the AP NFL Defensive Rookie of the Year voting

### — PERSONAL —

- Brother, Jamey, is a senior linebacker at Alabama
- Favorite players growing up were Brian Urlacher and Ray Lewis

### — SEASON RECAPS —

#### 2017: (BALTIMORE RAVENS – 16/16)

- Earned his third Pro Bowl nod in four seasons after posting a team- and career-high 132 tackles, 1 sack, 2 INTs (1 returned for a TD), 7 PD, 3 FFs, 3 FRs and 1 sack for a unit that led the league in both takeaways (34) and INTs (22)
- Tied for a team high (Patrick Onwuasor) with 6 tackles, including 2 for loss, and 1 PD in the 23-16 win vs. Ind. (12/23)

- Posted 6 tackles and a career-best 3 PD for a defense that produced 4 takeaways and held the Browns to 146 passing yards in a 27-10 win at Cle. (12/17)
- Tied a career best with a team-high 14 tackles, adding 1 PD, at Pit. (12/10)
- Totaled a team-high 12 tackles for a defense that produced 3 turnovers and permitted 66 rushing yards in a 23-16 win vs. Hou. (11/27)
- Produced 7 tackles, 1 FF and 1 FR for a defense that forced 5 turnovers, registered 6 sacks and posted its third shutout of the season in a 23-0 win at GB (11/19)...Marked just the third time in franchise history the Ravens recorded 6 sacks and forced 5 turnovers
- Posted 4 tackles, including a half-sack, and 1 INT (which he returned 63 yards for a TD) for a defense that posted a shutout and allowed a season-low 196 yards in a 40-0 win vs. Mia. (10/26)
- Recorded 1 FF and tallied a career-high 10 solo stops as part of his 12 total tackles vs. Pit. (10/1)
- Produced a team-high 10 tackles (8 solo) as part of a unit that forced 5 turnovers (4 INTs and 1 FR) for the second-consecutive game in a 24-10 win vs. Cle. (9/17)...It marked the first time the Ravens have registered 5 turnovers in back-to-back games in franchise history
- Posted 1 INT and 8 tackles (5 solo), starting for a defense that posted the 11th shutout in franchise history in the 20-0 season-opening victory at Cin. (9/10)

#### 2016: (BALTIMORE RAVENS – 14/14)

- Named to his second Pro Bowl in just three seasons after finishing second on the team with 92 tackles (56 solo) and recording a career-high and team-leading 4 INTs (tied, Eric Weddle)...Mosley's 4 INTs ranked No. 2 among all NFL LBs (Philly's Jordan Hicks, 5)
- Part of a "D" that finished first in the league with 18 INTs (tied, SD and KC), allowed the NFL's fifth-fewest rushing yards (89.4 ypg) and ranked seventh overall (322.1 ypg)
- Posted a team-leading 12 tackles prior to leaving the game with a calf injury at Cin. (1/1/17)
- Recorded 8 tackles (6 solo) and 1 INT (returned 28 yards) at Pit. (12/25)
- Produced a season- and team-high 13 tackles (8 solo) and 1 FF in the 27-26 victory vs. Phi. (12/18)...Mosley also tipped QB Carson Wentz's pass at the line of scrimmage on the Eagles' 2-point conversion attempt with under :05 seconds remaining to help the Ravens seal the win
- Recorded a team-leading 5 tackles (4 solo) for a defense that limited the Browns to 144 yards of total offense,



# 57 C.J. MOSLEY

marking the eighth fewest in Ravens franchise history, in the 28-7 win vs. Cle. (11/10)

- Posted 6 tackles and 1 PD in his first game back from a thigh injury in the 21-14 win vs. Pit. (11/6)...Part of a defensive unit that allowed just 277 total yards, including 36 yards rushing
- Intercepted a third-quarter QB Kirk Cousins pass and posted 6 tackles for a front seven that allowed just 60 rushing yards vs. Was. (10/9)
- Posted his second-straight game with an INT, also adding 6 tackles (5 solo) and 2 PD, for a unit that limited the Jaguars to 216 yards of total offense in the 19-17 win at Jax. (9/25)
- Registered 6 tackles (4 solo) and had a game-clinching INT at the 1-yard line with 20 seconds remaining for a defense that posted a shutout in the final three quarters in a 25-20, come-from-behind win at Cle. (9/18)...It (20 points) marked the Ravens' second-largest comeback win in team history

## 2015: (BALTIMORE RAVENS – 16/16)

- Totaled 116 tackles (76 solo), a career-high 4 sacks (-18 yards), 7 PD, 1 FF and 2 FRs for the NFL's eighth-ranked defense (337.4 ypg), which finished No. 2 overall (291.1 ypg) over the season's final eight games
- Posted a season- and game-high-tying 12 tackles, 1 sack and 1 PD for a defense that did not allow a third-down conversion (0 of 9) at Cin. (1/3/16)
- Tallied a team-high 10 stops and 1 FF for a defense that permitted just 308 net yards (Pittsburgh's third fewest of the season) and snapped the Steelers' streak of six-straight 30-point games in the 20-17 victory vs. Pit. (12/27)...Forced a RB DeAngelo Williams fumble on the game's final play
- Tallied a season-high 12 tackles (7 solo) for a defense that allowed 213 total net yards in the 16-13 victory vs. STL (11/22)...Recovered a muffed punt by WR Tavon Austin at the Rams' 31-yard line, setting up a Baltimore scoring drive (K Justin Tucker 25-yard FG)
- Scored his first-career TD on a FR returned 41 yards, adding 6 tackles (4 solo) and 1 PD, vs. Cin. (9/27)
- Recorded 5 tackles (4 solo) and 1 PD, and established a single-game career-high 2 sacks (-8 yards), at Den. (9/13)

## 2014: (BALTIMORE RAVENS – 16/16, 2/2)

- Became the first rookie in Ravens history to earn a Pro Bowl nod after leading the team with 129 tackles (85 solo)... Added 8 PD, 3 sacks (-16 yards), 2 INTs, 1 FF and 1 FR for the NFL's sixth-ranked scoring defense (18.9 ppg)...Was the league's only player with 125 tackles, 3 sacks and 2 INTs
- Started both postseason contests and led the team with 19 tackles (12 solo) and 1 FF for a defense that produced 7 sacks and allowed just 82 rushing yards
- Led the team with 9 tackles (all solo) and his first-career sack in the 34-27 victory at NO (11/24)
- Named NFL Defensive Rookie of the Month (Oct.) after posting 40 tackles (26 solo), 2 PD and 2 INTs in four games

- Notched a team- and career-high 14 tackles (8 solo), 1 PD and his first-career INT at Ind. (10/5)...Hit QB Andrew Luck on another pass attempt, leading to a DT Haloti Ngata INT
- Led the team with 10 tackles, 1 PD and recorded his first career FF and FR for a defense that did not allow a TD and forced 3 turnovers vs. Pit. (9/11)
- Recorded a team-high 10 stops, 1 PD and his first-career FF and FR for a defense that did not allow a TD and forced 3 turnovers vs. Pit. (9/11)
- Started his first-career NFL game and finished second on the team with 6 tackles (4 solo) and 1 PD vs. Cin. (9/7)

## — COLLEGE —

- Competed in 51 games (29 starts) and won two (2011-12) BCS National Championships at Alabama, totaling 320 tackles (third most in school history), 6.5 sacks (-52 yards), 19 PD, 5 INTs, 2 FFs, 1 FR and 23 TFL...Became the seventh player in Crimson Tide history with 300-plus tackles...His 3 INT-TDs tie (Antonio Langham, 1990-93) for a school record
- Earned the Butkus Award (nation's top LB) and named a unanimous first-team All-American and first-team All-SEC honoree, recording a team- and career-high 109 tackles (61 solo), 9 TFL, 1 FF and 5 PD as a senior in 2013
- Received first-team All-American and All-SEC honors after posting a team-leading 107 tackles (66 solo), 4 sacks (-34 yards), 8 TFL, 2 PD and 2 INTs (returned 1 for a TD) as a junior in 2012...Earned Defensive MVP recognition in the BCS National Championship game, after helping limit Notre Dame to 14 points and 32 rushing yards
- Recorded 67 tackles (30 solo), a half-sack (-3 yards), 1.5 TFL, 10 PD and 2 INTs (returned both for TDs), earning freshman All-SEC and first-team Freshman All-American accolades in 2010

## — HIGH SCHOOL —

- Prepped at Theodore (AL) HS, where he earned *Parade*, U.S. Army and EA Sports All-American honors and became the school's all-time leading tackler with over 500 stops
- Was a two-time *Alabama Sports Writers Association* and *Class 6A Lineman of the Year* as a senior in 2009
- Notched a school-record 186 tackles, 7 sacks, 5 FRs and 4 INTs as a senior

MAN IN THE MIDDLE		
NFL'S TACKLES LEADERS (2014-17)		
Rk.	Player (Team)	Tackles
1.	Bobby Wagner (Sea.)	518
2.	Preston Brown (Buf.)	504
3.	Luke Kuechly (Car.)	498
4.	Lavonte David (TB)	481
5.	<b>C.J. Mosley (Bal.)</b>	<b>469</b>

# 57 C.J. MOSLEY

## 2017

### GAME-BY-GAME DEFENSE

#### RAVENS

Date/Opp.	TT	Solo	Asst.	Sacks	INT	PD	FF	FR
9/10 @ Cin.	8	5	3	0-0	1-31	1	0	0
9/17 vs. Cle.	10	8	2	0-0	0-0	0	0	0
9/24 @ Jax.	8	8	0	0-0	0-0	0	0	0
10/1 vs. Pit.	12	10	2	0-0	0-0	0	1	0
10/8 @ Oak.	6	3	3	0-0	0-0	0	0	0
10/15 vs. Chi.	11	8	3	0-0	0-0	0	0	1
10/22 @ Min.	9	6	3	0-0	0-0	0	0	0
10/26 vs. Mia.	4	3	1	0.5	1-63t	1	0	0
11/5 @ Ten.	8	6	2	0.5-7	0-0	0	0	0
11/19 @ GB	7	7	0	0-0	0-0	0	1	1
11/27 vs. Hou.	12	5	7	0-0	0-0	0	0	1
12/3 vs. Det.	6	3	3	0-0	0-0	0	0	0
12/10 @ Pit.	14	9	5	0-0	0-0	1	0	0
12/17 @ Cle.	6	5	1	0-0	0-0	3	0	0
12/23 vs. Ind.	6	6	0	0-0	0-0	1	0	0
12/31 vs. Cin.	6	5	1	0-0	0-0	0	1	0
<b>Totals</b>	<b>132</b>	<b>96</b>	<b>36</b>	<b>1-13</b>	<b>2-94</b>	<b>7</b>	<b>3</b>	<b>3</b>



## NFL'S TOP TWO 'BACKERS

### NFL DEFENDERS W/ 450 TACKLES, 5 INTs & 5 SACKS (2014-17)

Player (Team)	Tackles	INTs	Sacks
Luke Kuechly (Car.)	498	9	7.5
<b>C.J. Mosley (Bal.)</b>	<b>469</b>	<b>8</b>	<b>8.0</b>

#### Other Mosley Notes:

- In 2017, Mosley tallied 132 tackles, 11 TFL, 2 INTs (1 for a 63-yard TD), 1 sack, 3 FRs and 3 FFs to earn his third Pro Bowl.
- Mosley (2014), Daryl Smith (2013) & Ray Lewis (1998, 1999, 2000 & 2001) are the only Raven defenders to register at least 115 tackles, 3 sacks and 2 INTs in a single season.

### REGULAR SEASON

Year	Team	GP	GS	TACKLES			SACKS		INTERCEPTIONS					FUMBLES		
				TT	Solo	Asst.	No.	Yards	No.	Yards	LG	TD	PD	FF	FR	Yards
2014	Baltimore	16	16	*129	*85	44	3.0	16.0	*2	23	18	0	8	1	1	6
2015	Baltimore	16	16	116	*76	40	4.0	18.0	0	0	0	0	7	1	2	*41
2016	Baltimore	14	14	92	56	36	0.0	0.0	*4	40	28	0	8	1	0	0
2017	Baltimore	16	16	*132	*96	36	1.0	13.0	2	94	63t	*1	7	3	3	18
<b>Totals</b>		<b>62</b>	<b>62</b>	<b>469</b>	<b>313</b>	<b>156</b>	<b>8.0</b>	<b>47.0</b>	<b>8</b>	<b>157</b>	<b>63t</b>	<b>1</b>	<b>30</b>	<b>6</b>	<b>6</b>	<b>65</b>

\*LED TEAM

SPECIAL TEAMS TACKLES (5): 2014 (4); 2015 (1)

### CAREER SINGLE-GAME HIGHS (REGULAR SEASON)

#### Total Tackles:

14 2 times (last: 12/10/17 at Pit.)

#### Solo Tackles:

10 (10/1/17 vs. Pit.)

#### Sacks:

2 (9/13/15 at Den.)

#### INTs:

1 8 times (last: 10/26/17 vs. Mia.)

#### Passes Defensed:

3 (12/17/17 at Cle.)

#### Forced Fumbles:

1 6 times (last: 12/31/17 vs. Cin.)

#### Fumble Recoveries:

1 6 times (last: 11/27/17 vs. Hou.)

Additional Statistics: Returned a fumble 41 yards for a TD vs. Cin. (9/27/15)

### POSTSEASON

Year	Team	GP	GS	TACKLES			SACKS		INTERCEPTIONS					FUMBLES		
				TT	Solo	Asst.	No.	Yards	No.	Yards	LG	TD	PD	FF	FR	Yards
2014	Baltimore	2	2	19	12	7	0.0	0.0	0	0	0	0	0	1	0	0
<b>Totals</b>		<b>2</b>	<b>2</b>	<b>19</b>	<b>12</b>	<b>7</b>	<b>0.0</b>	<b>0.0</b>	<b>0</b>	<b>0</b>	<b>0</b>	<b>0</b>	<b>0</b>	<b>1</b>	<b>0</b>	<b>0</b>

## — MOSLEY'S COMMUNITY IMPACT —

- Attended the Ravens' 12th annual Holiday Helpers event at Target to help shop for gifts with Baltimore youth (2017)
- Served 500 hot meals to homeless Baltimore men at former Ravens LB Bart Scott's annual Helping Up Mission Thanksgiving dinner (2017)
- Joined teammates to sign autographs and play games during the Ravens' Purple Evening, an event dedicated to female fans (2017)
- Hosted the C.J. Mosley Get Fit Football Camp for youth in Theodore, AL, and the International Football Camp for youth at Towson University (2015)
- Supported the Marine Corps Toys for Tots by attending a toy collection event at Jimmy's Seafood (2015)
- Joined teammates and local coaches to demonstrate football fundamentals to 150 predominately Hispanic youth at the annual Ravens football clinic held in celebration of Hispanic Heritage Month (2014)
- Consistently supports teammates' charitable endeavors, including Anthony Levine Sr.'s Celebrity Bowling fundraiser (2017) and former teammate Lardarius Webb's Charity Softball Game (2015-16)

# 31

DEFENSIVE BACK  
6-0 | 211



## KAI NACUA

COLLEGE: BYU HS: LIBERTY (HENDERSON, NV)

BORN: 3/3/95, LAS VEGAS, NV

EXP. (NFL/RAVENS): 2/1 GP/GS (PLAYOFFS): 16/3



### — KEY TRANSACTIONS —

- Claimed by Baltimore off of waivers on 5/1/18
- Originally signed with the Browns as a RFA on 5/4/17

### — CAREER HIGHLIGHTS —

- Was a contributor on Cleveland's special teams during his rookie season (2017), earning a starting role (three games) on defense near the end of year
- Earned first-career start and recorded a career-high 5 tackles in the OT thriller vs. GB (12/10)

### — PERSONAL —

- Passionate about working with organizations with ties to diabetes after his father passed away due to the disease
- Enjoys playing beach volleyball in his spare time
- Had his Liberty HS jersey (No. 12) retired in Nov. 2017
- Majored in exercise and wellness at BYU
- **Named pronounced: Kai (rhymes w/ "eye") nah-COO-uh**

### — SEASON RECAPS —

#### 2017: (CLEVELAND BROWNS – 16/3)

- Participated in all 16 games, primarily on special teams, and finished the season with 13 tackles (11 solo) and 1 QBH
- Registered 4 tackles (2 solo) and 1 special teams tackle at Pit. (12/31)
- Recorded 2 tackles and his first-career QB hit at Chi. (12/24)
- Earned first-career start and recorded a career-high 5 tackles in the OT thriller vs. GB (12/10)
- Recorded his first-career tackle at LAC (12/3)...Also saw action on special teams
- Saw his first-ever NFL action on defense and played on special teams vs. Min. (10/29 in London)

### — COLLEGE —

- Appeared in 46 games (26 starts) at BYU, where he totaled 164 tackles, 14 INTs (2 returned for TDs) and 13 PD
- As a senior in 2016, tied the single-season school record for INTs (6), adding 48 tackles en route to being named a semifinalist for the Jim Thorpe Award
- In 2015, amassed 66 tackles and 6 INTs...Tied the program's single-game INT record (3) against Boise State
- Played in all 13 games as a sophomore in 2014, recording 40 tackles on the season...Recorded a season-high 14 tackles against Cal
- Played in eight games as a freshman in 2013 and registered 10 total tackles

### — HIGH SCHOOL —

- Prepped at Liberty (Henderson, NV) HS, where he was a dual-threat quarterback...Completed 146 of 286 passes for 2,500 yards and 23 TDs, adding 773 rushing yards and 17 rushing TDs
- Also played basketball and volleyball

#### 2017

##### GAME-BY-GAME DEFENSE BROWNS

Date/Opp.	TT	Solo	Asst.	Sacks	INT	PD	FF	FR
9/10 vs. Pit.					SAW ACTION ON SPECIAL TEAMS			
9/17 @ Bal.					SAW ACTION ON SPECIAL TEAMS			
9/24 @ Ind.					SAW ACTION ON SPECIAL TEAMS			
10/1 vs. Cin.					SAW ACTION ON SPECIAL TEAMS			
10/8 vs. NYJ					SAW ACTION ON SPECIAL TEAMS			
10/15 @ Hou.					SAW ACTION ON SPECIAL TEAMS			
10/22 vs. Ten.					SAW ACTION ON SPECIAL TEAMS			
10/29 vs. Min.	0	0	0	0-0	0	0	0	0
11/12 @ Det.					SAW ACTION ON SPECIAL TEAMS			
11/19 vs. Jax.					SAW ACTION ON SPECIAL TEAMS			
11/26 @ Cin.					SAW ACTION ON SPECIAL TEAMS			
12/3 @ LAC	1	1	0	0-0	0	0	0	0
12/10 vs. GB	5	5	0	0-0	0	0	0	0
12/17 vs. Bal.	1	1	0	0-0	0	0	0	0
12/24 @ Chi.	2	2	0	0-0	0	0	0	0
12/31 @ Pit.	4	2	2	0-0	0	0	0	0
<b>Totals</b>	<b>13</b>	<b>11</b>	<b>2</b>	<b>0-0</b>	<b>0</b>	<b>0</b>	<b>0</b>	<b>0</b>

#### REGULAR SEASON

Year	Team	GP	GS	TACKLES			SACKS		INTERCEPTIONS					FUMBLES				
				TT	Solo	Asst.	No.	Yards	No.	Yards	LG	TD	PD	FF	FR	Yards		
2017	Cleveland	16	3	13	11	2	0.0	0.0	0	0	0	0	0	0	0	0	0	0
<b>Totals</b>		<b>16</b>	<b>3</b>	<b>13</b>	<b>11</b>	<b>2</b>	<b>0.0</b>	<b>0.0</b>	<b>0</b>	<b>0</b>	<b>0</b>	<b>0</b>	<b>0</b>	<b>0</b>	<b>0</b>	<b>0</b>	<b>0</b>	<b>0</b>

SPECIAL TEAMS TACKLES (1): 2017 (1)

#### CAREER SINGLE-GAME HIGHS (REGULAR SEASON)

<b>Total Tackles:</b> 5 (12/10/17 vs. GB)	<b>INTs:</b> None	<b>Forced Fumbles:</b> None
<b>Solo Tackles:</b> 5 (12/10/17 vs. GB)	<b>Passes Defensed:</b> None	<b>Fumble Recoveries:</b> None
<b>Sacks:</b> None		



# 48

INSIDE LINEBACKER  
6-0 | 227



## PATRICK ONWUASOR

COLLEGE: PORTLAND STATE HS: INGLEWOOD (CA)

BORN: 8/22/92, INGLEWOOD, CA

EXP. (NFL/RAVENS): 3/3 GP/GS (PLAYOFFS): 27/14 (0/0)



### — KEY TRANSACTIONS —

- Elevated to Baltimore's active roster on 10/15/16
- Signed to the Ravens' practice squad on 9/4/16 after being waived on 9/3/16
- Originally signed with the Ravens as a RFA on 5/6/16

### — CAREER HIGHLIGHTS —

- Started 13 games in 2017, posting 88 tackles (65 solo), 2 PD, 1 sack, 1 FF and 1 FR for a unit that led the league in takeaways (34) and INTs (22) and finished ranked 12th overall (325.1 ypg)
- Started and registered a career-high 7 tackles (6 solo) at Jax. (9/24/17 in London)
- Posted a team-leading 11 ST tackles and recorded 10 stops from scrimmage for a defense that ranked seventh overall (322.1 ypg) as a rookie in 2016
- Tallied a then-career-high 6 tackles in his first start at Cin. (1/1/17)
- Produced a team-leading 2 special teams tackles and forced a WR Matthew Slater fumble on a kickoff, which was recovered by the Ravens at NE (12/12/16)

### — PERSONAL —

- Has volunteered at Mt. Hood Kiwanis Camp (Portland, OR) helping serve people with disabilities
- Often goes by the nickname "Peanut," which he received as a child when playing youth sports
- **Last name is pronounced: oh-WAH-so**

### — SEASON RECAPS —

#### 2017: (BALTIMORE RAVENS – 16/13)

- Appeared in all 16 games (13 starts) and finished second (C.J. Mosley, 132) on the team with 88 tackles (65 solo)... Also posted 2 PD, 1 sack, 1 FF and 1 FR for a unit that led the league in both takeaways (34) and INTs (22)
- Tied C.J. Mosley with a team-high 6 tackles (all solo) in the 23-16 victory vs. Ind. (12/23)
- Registered a team-leading 7 tackles for a defense that produced 4 takeaways in a 27-10 win at Cle. (12/17)
- Recorded 8 tackles and 1 PD for a unit that produced 3 turnovers and permitted just 66 rushing yards in a 23-16 win vs. Hou. (11/27)
- Recorded a team- and career-high 10 tackles, adding 1 FR, for a defense that forced 5 turnovers, registered 6 sacks and posted its third shutout of the season in a 23-0 win at GB (11/19)...It marked just the third time in franchise history the Ravens recorded 6 sacks and forced 5 turnovers

- Posted a then-career-high-tying 7 tackles (5 solo) vs. Chi. (10/15)
- Recorded 5 tackles (3 solo) and 1 FF, which CB Jimmy Smith returned for a 47-yard TD, in the 30-17 victory at Oak. (10/8)...Started for a defense that produced 3 sacks and held the Raiders to 245 total yards at Oak. (10/8)
- Notched his first-career sack as part of a unit that forced 5 turnovers (4 INTs and 1 FR) for the second-consecutive game in a 24-10 win vs. Cle. (9/17)...It marked the first time the Ravens have registered 5 turnovers in back-to-back games in franchise history
- Recorded 1 PD, which led to a CB Brandon Carr INT, for a defense that forced 5 turnovers (4 INTs and 1 FR) and posted the 11th shutout in franchise history in the 20-0, season-opening victory at Cin. (9/10)

#### 2016: (BALTIMORE RAVENS – 11/1)

- Led the team with 11 special teams tackles and recorded 10 stops from scrimmage for a defense that ranked seventh overall (322.1 ypg)
- Made his first-career start and registered a then-career-high 6 tackles at Cin. (1/1/17)
- Posted 2 ST tackles and forced a fumble on a kickoff that Baltimore recovered at NE (12/12)
- Tallied 2 special teams stops in the 19-14 win vs. Cin. (11/27)
- Registered his first-career tackle from scrimmage, adding 1 special teams stop, at Dal. (11/20)
- Posted 1 solo special teams tackle and played 1 snap at LB in his first-career game at NYG (10/16) after being activated from the Ravens' practice squad

### — COLLEGE —

- Played in 34 games (22 starts) in two years at Portland State after playing one season at Arizona (2012)...In 2015, ranked second in the FCS with 9 INTs (157 return yards), adding 85 tackles (49 solo), 10 PD and 3 TFL
- Named FCS first-team All-American and first-team All-Big Sky in 2015 after starting all 12 games at safety, producing 85 tackles, 9 INTs, 10 PD and 3 TFL
- Played one season at Arizona, where he appeared in 12 games (two starts) and recorded 36 tackles, 1 TFL and 1 PD

### — HIGH SCHOOL —

- Prepped at Inglewood (CA) HS, where as a senior he was named *PrepStar* All-West Region after posting 37 catches for 745 yards and 7 TDs, adding 6 INTs (164 return yards)

# 48 PATRICK ONWUASOR

## 2017

### GAME-BY-GAME DEFENSE

#### RAVENS

Date/Opp.	TT	Solo	Asst.	Sacks	INT	PD	FF	FR
9/10 @ Cin.	0	0	0	0-0	0	1	0	0
9/17 vs. Cle.	2	2	0	1-1	0	0	0	0
9/24 @ Jax.	7	6	1	0-0	0	0	0	0
10/1 vs. Pit.	3	3	0	0-0	0	0	0	0
10/8 @ Oak.	5	3	2	0-0	0	0	1	0
10/15 vs. Chi.	7	5	2	0-0	0	0	0	0
10/22 @ Min.	6	5	1	0-0	0	0	0	0
10/26 vs. Mia.	3	3	0	0-0	0	0	0	0
11/5 @ Ten.	6	2	4	0-0	0	0	0	0
11/19 @ GB	10	8	2	0-0	0	0	0	1
11/27 vs. Hou.	8	5	3	0-0	0	1	0	0
12/3 vs. Det.	6	5	1	0-0	0	0	0	0
12/10 @ Pit.	6	4	2	0-0	0	0	0	0
12/17 @ Cle.	7	3	4	0-0	0	0	0	0
12/23 vs. Ind.	6	6	0	0-0	0	0	0	0
12/31 vs. Cin.	6	5	1	0-0	0	0	0	0
<b>Totals</b>	<b>88</b>	<b>65</b>	<b>23</b>	<b>1-1</b>	<b>0</b>	<b>2</b>	<b>1</b>	<b>1</b>



### REGULAR SEASON

Year	Team	GP	GS	TACKLES			SACKS		INTERCEPTIONS					FUMBLES				
				TT	Solo	Asst.	No.	Yards	No.	Yards	LG	TD	PD	FF	FR	Yards		
2016	Baltimore	11	1	10	1	9	0.0	0.0	0	0	0	0	0	0	0	0	0	0
2017	Baltimore	16	13	88	65	23	1.0	1.0	0	0	0	0	2	1	1	0	0	0
<b>Totals</b>		<b>27</b>	<b>14</b>	<b>98</b>	<b>66</b>	<b>32</b>	<b>1.0</b>	<b>1.0</b>	<b>0</b>	<b>0</b>	<b>0</b>	<b>0</b>	<b>2</b>	<b>1</b>	<b>1</b>	<b>0</b>	<b>0</b>	<b>0</b>

SPECIAL TEAMS TACKLES (13): 2016 (11); 2017 (2)

### CAREER SINGLE-GAME HIGHS (REGULAR SEASON)

**Total Tackles:**  
10 (11/19/17 at GB)

**Solo Tackles:**  
8 (11/19/17 at GB)

**Sacks:**  
1 (9/17/17 vs. Cle.)

**INTs:**  
None

**Passes Defensed:**  
1 2 times (last: 11/27/17 vs. Hou.)

**Forced Fumbles:**  
1 (10/8/17 at Oak.)

**Fumble Recoveries:**  
1 (11/19/17 at GB)

**Additional Statistics:** Forced a fumble on a kickoff at NE (12/12/16)

### — ONWUASOR'S COMMUNITY IMPACT —

- Supports teammates' charitable endeavors, including former teammate Lardarius Webb's Annual Celebrity Softball Game
- Supported PLAY 60, the NFL movement for an active generation, by attending a school assembly at Deer Park Elementary School (2016)
- Delivered 300 Thanksgiving meals to families in the Brooklyn Park neighborhood of Baltimore City (2016)
- Assisted in a Toys for Tots holiday collection held at Howard (Ellicott City, MD) HS (2015)
- Participated in the CSN Amputee Warrior Softball Classic (2015)



# 11

WIDE RECEIVER  
6-2 | 215



## BRESHAD PERRIMAN

COLLEGE: CENTRAL FLORIDA HS: ARABIA MOUNTAIN (LITHONIA, GA)

BORN: 9/10/93, DETROIT, MI

EXP. (NFL/RAVENS): 4/4 GP/GS (PLAYOFFS): 27/4 (0/0)



### — KEY TRANSACTIONS —

- Placed on Injured Reserve (knee) on 11/17/15
- Selected by the Ravens in the first round (26th overall) of the 2015 NFL Draft
- Elected to forego his senior season at Central Florida to declare for the NFL Draft

### — CAREER HIGHLIGHTS —

- In 2016, produced 499 receiving yards on 33 receptions (15.1 avg.) and 3 TDs
- Posted a career-best 4 catches for 62 yards at Cin. (1/1/17)
- Scored on a 53-yard TD reception in a 38-6 win vs. Mia. (12/4/16)
- Posted a career-high 64 receiving yards, including a 27-yard TD vs. Cle. (11/10/16)
- Made his first-career catch (35 yards) vs. Buf. (9/11/16)
- Missed his entire rookie season after sustaining a knee injury on the first day of training camp (7/30/15)

### — PERSONAL —

- Father, Brett, played in the NFL for 10 years, totaling 525 receptions for 6,589 yards (12.6 avg.) and 30 TDs with New Orleans, Detroit, Kansas City and Miami
- Routinely competed in USA Track and Field and Junior Olympic events across the country while growing up

### — SEASON RECAPS —

#### 2017: (BALTIMORE RAVENS – 11/3)

- Recorded 10 receptions for 77 yards, helping the Ravens produce the NFL's ninth-ranked scoring attack (24.7 ppg)
- Posted 3 receptions for 28 yards at Ten. (11/5)
- Inactive (concussion) at Min. (10/22)
- Started at WR prior to leaving the game in the second quarter with a concussion vs. Chi. (10/15)
- Caught 2 passes for 15 yards, including a 13-yard grab on a crucial third down in the second half, in the 30-17 victory at Oak. (10/8)

#### 2016: (BALTIMORE RAVENS – 16/1)

- Posted 499 receiving yards, 33 receptions and 3 TDs in his first season healthy after missing the entire 2015 campaign with a knee injury
- Helped QB Joe Flacco record a single-season franchise record 4,317 passing yards
- Tabbed a career-high 4 catches for 62 yards at Cin. (1/1/17)
- Posted 52 receiving yards on 3 receptions, including a 47-yarder, at NE (12/12)

- Caught 2 passes for 59 yards (29.5 avg.), including a career-long 53-yard score, in the 38-6 win vs. Mia. (12/4)
- Posted a 14-yard TD reception on the Ravens' opening possession in the 19-14 victory vs. Cin. (11/27)
- Scored his first-career TD on an acrobatic 27-yard grab in the corner of the end zone, totaling a career-high 64 yards on 3 receptions (21.3 avg.) in the 28-7 win vs. Cle. (11/10)
- Produced his first-career catch on an electrifying 35-yard reception in the 13-7 season-opening victory vs. Buf. (9/11)

#### 2015: (BALTIMORE RAVENS – 0/0, INJURED RESERVE)

- Placed on Injured Reserve (knee) on 11/17 after missing the first nine games of the season
- Sustained a knee injury on the first day of training camp (7/30) during his rookie campaign

### — COLLEGE —

- Played in 39 games (24 starts) in three years (2012-14) at Central Florida, totaling 115 receptions for 2,243 yards (19.5 avg. – school record) and 16 TDs
- Posted the longest play from scrimmage in UCF history (91-yard reception)
- Earned first-team All-American Athletic Conference honors after leading the Knights with a career-high 50 receptions for 1,044 yards and 9 TDs...Also tabbed a first-team Postseason All-Conference selection by *Phil Steele*

### — HIGH SCHOOL —

- Prepped at Arabia Mountain (Lithonia, GA) HS, where he participated in the 2010 DeKalb County Coaches Association Senior All-Star Football Game...Was also the MVP of the Elite One Performance Football Camp
- Posted 13 catches for 301 yards and 3 TDs in just four games as a senior and recorded 27 catches for 512 yards and 6 TDs as a junior

#### 2017

##### GAME-BY-GAME OFFENSE

RAVENS Date/Opp.	RECEIVING					RUSHING				
	No.	Yds.	Avg.	LG	TD	No.	Yds.	Avg.	LG	TD
9/10 at Cin.	1	5	5.0	5	0	0	0	0.0	0	0
9/17 vs. Cle.	0	0	0.0	0	0	0	0	0.0	0	0
9/24 @ Jax.	0	0	0.0	0	0	0	0	0.0	0	0
10/1 vs. Pit.	1	6	6.0	6	0	0	0	0.0	0	0
10/8 @ Oak.	2	15	7.5	13	0	0	0	0.0	0	0
10/15 vs. Chi.	0	0	0.0	0	0	0	0	0.0	0	0
10/22 @ Min.	INACTIVE - CONCUSSION					--	--	--	--	--
10/26 vs. Mia.	0	0	0.0	0	0	0	0	0.0	0	0
11/5 @ Ten.	3	28	9.3	14	0	0	0	0.0	0	0
11/19 @ GB	INACTIVE					--	--	--	--	--
11/27 vs. Hou.	0	0	0.0	0	0	0	0	0.0	0	0
12/3 vs. Det.	INACTIVE					--	--	--	--	--
12/10 @ Pit.	INACTIVE					--	--	--	--	--
12/17 @ Cle.	1	9	9.0	9	0	0	0	0.0	0	0
12/23 vs. Ind.	2	14	7.0	8	0	0	0	0.0	0	0
12/31 vs. Cin.	INACTIVE					--	--	--	--	--
<b>Totals</b>	<b>10</b>	<b>77</b>	<b>7.7</b>	<b>14</b>	<b>0</b>	<b>0</b>	<b>0</b>	<b>0.0</b>	<b>0</b>	<b>0</b>



# 11 BRESHAD PERRIMAN

## REGULAR SEASON

Year	Team	GP	GS	RECEIVING					RUSHING				
				No.	Yards	Avg.	LG	TD	No.	Yards	Avg.	LG	TD
2015	Baltimore	0	0	INJURED RESERVE - KNEE					--	--	--	--	--
2016	Baltimore	16	1	33	499	*15.1	53t	3	1	2	2.0	2	0
2017	Baltimore	11	3	10	77	7.7	14	0	0	0	0.0	0	0
<b>Totals</b>		<b>27</b>	<b>4</b>	<b>43</b>	<b>576</b>	<b>13.4</b>	<b>53t</b>	<b>3</b>	<b>1</b>	<b>2</b>	<b>2.0</b>	<b>2</b>	<b>0</b>

\*LED TEAM

## CAREER SINGLE-GAME HIGHS (REGULAR SEASON)

### RECEIVING

Receptions:

4 (1/1/17 at Cin.)

Yardage:

64 (11/10/16 vs. Cle.)

Long Gain:

53t (12/4/16 vs. Mia.)

Touchdowns:

1 3 times (last: 12/4/16 vs. Mia.)

### RUSHING

Carries:

1 (9/25/16 at Jax.)

Yardage:

2 (9/25/16 at Jax.)

Long Gain:

2 (9/25/16 at Jax.)

Touchdowns:

None

## — PERRIMAN'S COMMUNITY IMPACT —

- Supports teammates' charitable endeavors, including Anthony Levine Sr.'s Celebrity Bowling fundraiser (2017)
- Supported PLAY 60, the NFL movement for an active generation, by attending a school assembly at Deer Park Elementary School (2016)
- Delivered 300 Thanksgiving meals to families in the Brooklyn Park neighborhood of Baltimore City (2016)
- Assisted in a Toys for Tots holiday collection held at Howard (Ellicott City, MD) HS (2015)
- Participated in the CSN Amputee Warrior Softball Classic (2015)



# 97

DEFENSIVE TACKLE  
6-0 | 340



## MICHAEL PIERCE

COLLEGE: SAMFORD HS: DAPHNE (AL)

BORN: 11/6/92, DAPHNE, AL

EXP. (NFL/RAVENS): 3/3 GP/GS (PLAYOFFS): 32/14 (0/0)



### — KEY TRANSACTIONS —

- Signed with the Ravens as a rookie free agent on 5/6/16

### — CAREER HIGHLIGHTS —

- Recorded 49 tackles, 1 sack and 2 FRs in his second season (2017), starting 13 games for a unit that led the league in takeaways (34) and INTs (22) and finished ranked 12th overall (325.1 ypg)
- Appeared in all 16 games as a rookie in 2016 and helped anchor the league's fifth-ranked defense (89.4 ypg)
- Was the only undrafted rookie free agent to make the Ravens' roster in Week 1 of the 2016 season
- In 2016, finished second among rookie NFL DTs (DeForest Buckner, SF, 43) with 35 tackles (19 solo)
- Tallied a career-high 7 tackles at Cin. (1/1/17)...Also had 7 on 10/1/17 vs. Pit.

### — PERSONAL —

- Squatted 725 pounds while in college
- Loves to listen to jazz music, naming Bonnie James as one of his favorite artists
- Favorite player growing up was Gilbert Brown...Also models his game after Vince Wilfork and B.J. Raji
- Traveled with 30 NFL players to Israel during the 2018 offseason, playing football with children who have disabilities during the visit
- Favorite way to relax during the offseason is by fishing and spending time at the beach

### — SEASON RECAPS —

#### 2017: (BALTIMORE RAVENS – 16/13)

- Posted a career-best 49 tackles, 1 sack and 2 FRs for a unit that led the league in both takeaways (34) and interceptions (22) and finished ranked 12th overall (325.1 ypg)
- Registered 6 tackles in the 44-20 win vs. Det. (12/3)
- Posted 3 tackles for a unit that produced 3 turnovers and permitted 66 rushing yards in a 23-16 win vs. Hou. (11/27)
- Recorded 3 tackles for a defense that forced 5 turnovers, registered 6 sacks and posted its third shutout of the season in a 23-0 win at GB (11/19)
- Produced 6 tackles (all solo) and 1 FR on a S Eric Weddle forced fumble vs. Chi. (10/15)
- Notched a career-high-tying 7 tackles (5 solo) vs. Pit. (10/1)
- Posted his first-career FR, 1 sack and 4 tackles for a defense that posted the 11th shutout in franchise history in the 20-0 season-opening victory at Cin. (9/10)

#### 2016: (BALTIMORE RAVENS – 16/1)

- Finished 2nd among rookie DTs (DeForest Buckner, SF, 43) with 35 tackles (19 solo), adding 2 sacks (-9 yards) and 1 PD for a defense that allowed the NFL's fifth-fewest rushing yards (89.4 ypg) and ranked seventh overall (322.1 ypg)
- Tallied a career-high 7 tackles at Cin. (1/1/17)
- Made his first-career start and had 5 tackles at Dal. (11/20)
- Registered 1 TFL and his first-career PD for a defense that limited the Browns to 144 yards of total offense in a 28-7 win vs. Cle. (11/10)
- Tallied his second-career sack (-3 yards) and established a then-career-high 5 tackles (3 solo) at NYJ (10/23)
- Posted 3 stops and 1 TFL as part of a defense that held the Giants to 38 rushing yards and didn't allow a rushing first down for the fifth time in franchise history at NYG (10/16)
- Recorded 3 tackles (2 solo) as part of a front seven that allowed just 60 rushing yards vs. Was. (10/9)
- Posted his first-career sack for a "D" that posted a shutout in the final three quarters in a 25-20, come-from-behind win at Cle. (9/18)...The 20-point turnaround marked the Ravens' second-largest comeback victory in team history
- Pierce was the only undrafted rookie free agent to make the Ravens' Week 1 roster

### — COLLEGE —

- Played in 47 career collegiate games (32 starts), racking up 145 tackles, 3.5 sacks and 24 TFL
- As a senior in 2015, tallied 48 tackles (27 solo), 2.5 sacks (-19 yards) and 9 TFL (-34 yards), earning first-team All-Southern Conference
- Named second-team All-SoCon as a junior by both the league's coaches and media after starting all 11 games and producing 35 tackles (26 solo), 5 TFL and 1 sack in 2014... Also carried the ball 4 times for 3 yards, posting 2 TDs in goal-line situations
- Played in 13 games (11 starts) as a sophomore, racking up 47 tackles (24 solo), 5 TFL and 1 sack
- Transferred to Samford after two seasons at Tulane, where he earned Conference USA All-Freshman honors after tallying 15 tackles, including 9 solo

### — HIGH SCHOOL —

- Two-year letterman at Daphne (AL) HS, where he helped lead the Trojans to a combined 21-8 record, including a 15-0 campaign and a state championship as a senior
- Named first-team All-State and All-District while garnering 1st & 10 Club Defensive Player of the Year as a senior

# 97 MICHAEL PIERCE

## 2017

### GAME-BY-GAME DEFENSE

#### RAVENS

Date/Opp.	TT	Solo	Asst.	Sacks	INT	PD	FF	FR
9/10 @ Cin.	4	3	1	1-5	0-0	0	0	1
9/17 vs. Cle.	1	0	1	0-0	0-0	0	0	0
9/24 @ Jax.	3	3	0	0-0	0-0	0	0	0
10/1 vs. Pit.	7	5	2	0-0	0-0	0	0	0
10/8 @ Oak.	1	1	0	0-0	0-0	0	0	0
10/15 vs. Chi.	6	6	0	0-0	0-0	0	0	1
10/22 @ Min.	4	1	3	0-0	0-0	0	0	0
10/26 vs. Mia.	2	2	0	0-0	0-0	0	0	0
11/5 @ Ten.	0	0	0	0-0	0-0	0	0	0
11/19 @ GB	3	3	0	0-0	0-0	0	0	0
11/27 vs. Hou.	3	2	1	0-0	0-0	0	0	0
12/3 vs. Det.	6	1	5	0-0	0-0	0	0	0
12/10 @ Pit.	3	2	1	0-0	0-0	0	0	0
12/17 at Cle.	2	1	1	0-0	0-0	0	0	0
12/23 vs. Ind.	2	1	1	0-0	0-0	0	0	0
12/31 vs. Cin.	2	1	1	0-0	0-0	0	0	0
<b>Totals</b>	<b>49</b>	<b>32</b>	<b>17</b>	<b>1-5</b>	<b>0-0</b>	<b>0</b>	<b>0</b>	<b>2</b>



### REGULAR SEASON

Year	Team	GP	GS	TACKLES			SACKS		INTERCEPTIONS					FUMBLES		
				TT	Solo	Asst.	No.	Yards	No.	Yards	LG	TD	PD	FF	FR	Yards
2016	Baltimore	16	1	35	19	16	2.0	9.0	0	0	0	0	1	0	0	0
2017	Baltimore	16	13	49	32	17	1.0	5.0	0	0	0	0	0	0	2	0
<b>Totals</b>		<b>32</b>	<b>14</b>	<b>84</b>	<b>51</b>	<b>33</b>	<b>3.0</b>	<b>14.0</b>	<b>0</b>	<b>0</b>	<b>0</b>	<b>0</b>	<b>1</b>	<b>0</b>	<b>2</b>	<b>0</b>

### CAREER SINGLE-GAME HIGHS (REGULAR SEASON)

#### Total Tackles:

7 2 times (10/1/17 vs. Pit.)

#### Solo Tackles:

6 (10/15/17 vs. Chi.)

#### Sacks:

1 3 times (last: 9/10/17 at Cin.)

#### INTs:

None

#### Passes Defensed:

1 (11/10/16 vs. Cle.)

#### Forced Fumbles:

None

#### Fumble Recoveries:

1 2 times (last: 10/15/17 vs. Chi.)



### — PIERCE'S COMMUNITY IMPACT —

- Teamed up with the Ravens, United Way of Central Maryland, Verizon Wireless and EverFi to participate in the NFL's Character Playbook Initiative that teaches students the necessary skills to help cultivate character and maintain healthy relationships (2017)
- Joined fellow rookies at the Helping Up Mission men's shelter to provide underserved Baltimore men with a meal (2016)
- Supported PLAY 60, the NFL movement for an active generation, by attending a school assembly at West Towson Elementary School (2016)
- Supports teammates' charitable endeavors, including Anthony Levine Sr.'s Celebrity Bowling fundraiser (2017) and former teammate Steve Smith Sr.'s foundation fashion show (2016)

### DID YOU KNOW?

In 2017, undrafted rookie free agents LB Bam Bradley, CB Jaylen Hill, FB/DL Patrick Ricard made the Ravens' Week 1 roster. Their statuses marked the 14th-straight season a RFA has made Baltimore's roster, tying (Den. & NE) for the NFL's second-longest active streak. (Indianapolis is first with 18.)



# 85

WIDE RECEIVER  
6-1 | 214



## DeVIER POSEY

COLLEGE: OHIO STATE HS: LA SALLE (CINCINNATI, OH)  
BORN: 3/15/90, CINCINNATI, OH  
EXP. (NFL/RAVENS): 3/1 GP/GS (PLAYOFFS): 26/1 (2/0)



### — KEY TRANSACTIONS —

- Signed a reserve/future contract with Baltimore on 2/6/18 after playing two seasons (2016-17) in the CFL
- Signed by the Denver Broncos on 1/5/16 but was then released on 8/29/16
- Released by the NY Jets on 8/30/15
- Traded by Houston (as part of a draft-day trade) to the NY Jets on 5/1/15
- Selected in the third round (68th overall) by the Houston Texans in the 2012 NFL Draft

### — CAREER HIGHLIGHTS —

- Has posted 22 catches for 272 yards (12.4 avg.) in 26 regular season games
- Scored his first-career NFL TD in the Divisional playoff game at NE (1/13/13)

### — PERSONAL —

- Was inducted into La Salle High School's Athletic Hall of Fame in January 2018

### — SEASON RECAPS —

#### 2017: (TORONTO ARGONAUTS – 12/12, 2/2)

- Made 52 catches for 744 yards and 7 TDs...Recorded seven games with 5-or-more receptions and three games with 100-plus receiving yards
- Set a Grey Cup team record with 175 receiving yards, which included a 100-yard TD in the Grey Cup championship game...Was named Grey Cup MVP in leading the Argonauts to a 27-24 title victory

#### 2016: (TORONTO ARGONAUTS – 4/0)

- Registered 13 receptions for 161 yards (12.4 avg.)...Played on special teams often, returning 2 punts for 10 yards and 8 kickoffs for 127 yards

#### 2014: (HOUSTON TEXANS – 1/1)

- Spent most of the season rehabbing an Achilles injury
- In his first game back from an Achilles injury, recorded 1 reception for 30 yards at Ind. (12/14)

#### 2013: (HOUSTON TEXANS – 14/0)

- Appeared in 14 games, recording 15 catches for 155 yards
- Registered 3 receptions for 29 yards at Bal. (9/22)

#### 2012: (HOUSTON TEXANS – 11/0, 2/0)

- Finished the season with 6 receptions for 87 yards... Appeared in both postseason contests, tallying 3 catches for 47 yards and 1 TD
- Scored his first-career TD in the Divisional playoff game at NE (1/13/13)...Recorded 3 catches for 47 yards on the day
- Made his first professional appearance in Week 4 in the win vs. Ten. (9/30/12)

### — COLLEGE —

- Played in 41 games (29 starts) at Ohio State, recording 136 receptions for 1,955 and 18 TDs
- In 2010, earned honorable mention All-Big Ten after a 53-reception season for 848 receiving yards and 7 TDs

### — HIGH SCHOOL —

- Attended La Salle (Cincinnati, OH) HS, where he was the first-ever Maxwell Football Club's National High School Player of the Year...Amassed over 2,000 all-purpose yards and scored 16 TDs over his junior and senior campaigns

#### REGULAR SEASON

Year	Team	GP	GS	RECEIVING					RUSHING				
				No.	Yards	Avg.	LG	TD	No.	Yards	Avg.	LG	TD
2012	Houston	11	0	6	87	14.5	36	0	1	-3	-3.0	-3	0
2013	Houston	14	0	15	155	10.3	42	0	0	0	0.0	0	0
2014	Houston	1	1	1	30	30.0	30	0	0	0	0.0	0	0
<b>Totals</b>		<b>26</b>	<b>1</b>	<b>22</b>	<b>272</b>	<b>12.4</b>	<b>42</b>	<b>0</b>	<b>1</b>	<b>-3</b>	<b>-3.0</b>	<b>-3</b>	<b>0</b>

#### CAREER SINGLE-GAME HIGHS (REGULAR SEASON)

##### RECEIVING

###### Receptions:

3 4 times (last: 11/10/13 at Ari.)

###### Yardage:

46 (12/16/12 vs. Ind.)

###### Long Gain:

42 (10/20/13 at KC)

###### Touchdowns:

None

##### RUSHING

###### Carries:

1 (10/8/12 at NYJ)

###### Yardage:

-3 (10/8/12 at NYJ)

###### Long Gain:

-3 (10/8/12 at NYJ)

###### Touchdowns:


None

#### POSTSEASON

Year	Team	GP	GS	RECEIVING					RUSHING				
				No.	Yards	Avg.	LG	TD	No.	Yards	Avg.	LG	TD
2012	Houston	2	0	3	47	15.7	25t	1	0	0	0.0	0	0
<b>Totals</b>		<b>2</b>	<b>0</b>	<b>3</b>	<b>47</b>	<b>15.7</b>	<b>25t</b>	<b>1</b>	<b>0</b>	<b>0</b>	<b>0.0</b>	<b>0</b>	<b>0</b>

# 42

FULLBACK / D-LINE  
6-3 | 311



## PATRICK RICARD

COLLEGE: MAINE HS: DAVID PROUTY (SPENCER, MA)

BORN: 5/27/94, SPENCER, MA

EXP. (NFL/RAVENS): 2/2 GP/GS (PLAYOFFS): 16/0 (0/0)



### — KEY TRANSACTIONS —

- Signed with the Ravens as a RFA on 5/5/17

### — CAREER HIGHLIGHTS —

- Has the ability to play on both sides of the ball as a fullback and defensive lineman
- Scored on a 3-yard TD pass from QB Joe Flacco, marking the first TD of Ricard's career and helping the Ravens produce a season high in points in the 44-20 victory vs. Det. (12/3/17)
- Caught his first-career pass in a 40-0 win vs. Mia. (10/26)
- Registered his first-career tackle in the 20-0, season-opening win at Cin. (9/10)

### — PERSONAL —

- Nicknamed "Project Pat" by his teammates because he plays both offense and defense...Also played FB in HS
- Was an economics major at Maine

### — SEASON RECAPS —

#### 2017: (BALTIMORE RAVENS – 16/0)

- Played on both offense and defense, registering 5 tackles on the D-line and posting 4 receptions for 12 yards and 2 TDs as a FB in his rookie campaign
- Helped the Ravens produce the NFL's ninth-ranked scoring attack (24.7 ppg)
- Caught a 6-yard TD, marking his second-consecutive week with a receiving TD, for an offense that gained a season-high 413 total yards at Pit. (12/10)
- Scored on a 3-yard TD pass from QB Joe Flacco, marking the first TD of Ricard's career and helping the Ravens post a season high in points in the 44-20 victory vs. Det. (12/3)
- Caught his first-career pass in a 40-0 win vs. Mia. (10/26)

- Posted a career-high 3 tackles (2 solo) on defense, also seeing several snaps on offense (FB), vs. Chi. (10/15)
- Played 12 snaps at FB and registered his first-career tackle for a defense that forced 5 turnovers (4 INTs & 1 FR) and posted the 11th shutout in franchise history in the 20-0, season-opening win at Cin. (9/10)

### — COLLEGE —

- Appeared in 44 games at Maine, posting 208 tackles, 47.5 TFL, 18 sacks, 11 PD, 3 FFs, 1 FR and 2 blocked kicks
- As a senior in 2016, earned All-Colonial Athletic Association (CAA) first-team honors after racking up 50 tackles, 15.5 TFL and 5.5 sacks
- As a junior, generated 53 stops on the year, leading the CAA in TFL (16.5) and ranking sixth in the league in sacks (7)...Also earned second-team All-CAA honors

### — HIGH SCHOOL —

- Prepped at David Prouty (Spencer, MA), where he was a two-time Division II Defensive MVP and helped the team win two league titles, in addition to a 2009 Super Bowl Championship...Also played FB

#### 2017

##### GAME-BY-GAME OFFENSE

Date/Opp.	RAVENS RUSHING					RECEIVING				
	No.	Yds.	Avg.	LG	TD	No.	Yds.	Avg.	LG	TD
9/10 @ Cin.	0	0	0.0	0	0	0	0	0.0	0	0
9/17 vs. Cle.	0	0	0.0	0	0	0	0	0.0	0	0
9/24 @ Jax.	0	0	0.0	0	0	0	0	0.0	0	0
10/1 vs. Pit.	0	0	0.0	0	0	0	0	0.0	0	0
10/8 @ Oak.	0	0	0.0	0	0	0	0	0.0	0	0
10/15 vs. Chi.	0	0	0.0	0	0	0	0	0.0	0	0
10/22 @ Min.	0	0	0.0	0	0	0	0	0.0	0	0
10/26 vs. Mia.	0	0	0.0	0	0	1	1	1.0	0	0
11/5 @ Ten.	0	0	0.0	0	0	0	0	0.0	0	0
11/19 @ GB	0	0	0.0	0	0	0	0	0.0	0	0
11/27 vs. Hou.	0	0	0.0	0	0	0	0	0.0	0	0
12/3 vs. Det.	0	0	0.0	0	0	1	3	3.0	3t	1
12/10 @ Pit.	0	0	0.0	0	0	1	6	6.0	6t	1
12/17 @ Cle.	0	0	0.0	0	0	0	0	0.0	0	0
12/23 vs. Ind.	0	0	0.0	0	0	0	0	0.0	0	0
12/31 vs. Cin.	0	0	0.0	0	0	1	2	2.0	2	0
<b>Totals</b>	<b>0</b>	<b>0</b>	<b>0.0</b>	<b>0</b>	<b>0</b>	<b>4</b>	<b>12</b>	<b>3.0</b>	<b>6t</b>	<b>2</b>

#### REGULAR SEASON

Year	Team	GP		RUSHING					RECEIVING				
		GS	No.	Yards	Avg.	LG	TD	No.	Yards	Avg.	LG	TD	
2017	Baltimore	16	0	0	0	0.0	0	0	4	12	3.0	6t	2
<b>Totals</b>		<b>16</b>	<b>0</b>	<b>0</b>	<b>0</b>	<b>0.0</b>	<b>0</b>	<b>0</b>	<b>4</b>	<b>12</b>	<b>3.0</b>	<b>6t</b>	<b>2</b>

**Additional Statistics:** Has also seen action on the Ravens' defensive line, where he has recorded 5 tackles (3 solo).

#### CAREER SINGLE-GAME HIGHS (REGULAR SEASON)

##### RUSHING

**Carries:** None  
**Long Gain:** None  
**Yardage:** None  
**Touchdowns:** None

##### RECEIVING

**Receptions:** 1 4 times (last: 12/31/17 vs. Cin.)  
**Long Gain:** 6t (12/10/17 at Pit.)  
**Yardage:** 6 (12/10/17 at Pit.)  
**Touchdowns:** 1 2 times (last: 12/10/17 at Pit.)

# 76

GUARD  
6-4 | 326



## MAURQUICE SHAKIR

COLLEGE: MIDDLE TENNESSEE STATE HS: PALISADES CHT. (CA)

BORN: 10/14/93, LOS ANGELES, CA

EXP. (NFL/RAVENS): 2/2 GP/GS (PLAYOFFS): 0/0 (0/0)



### — KEY TRANSACTIONS —

- Activated to the Ravens' 53-man roster on 10/31/17
- Signed to Baltimore's practice squad on 9/3/17
- Signed with the Ravens as a RFA on 5/5/17

### — CAREER HIGHLIGHTS —

- Activated to the Ravens' 53-man roster on 10/31/17, but was a gameday inactive for the final eight contests of the season

### — PERSONAL —

- Avid Los Angeles Lakers fan, citing Kobe Bryant as his all-time favorite Laker

### — SEASON RECAPS —

#### 2017: (BALTIMORE RAVENS – 0/0)

- Was on the Ravens' 53-man roster for games 9-16, but was a gameday inactive for each contest
- Activated to the Ravens' 53-man roster on 10/31/17 after spending the early part of the season on Baltimore's practice squad

### — COLLEGE —

- Appeared in 26 games (25 starts) from 2014-16 at Middle Tennessee after starting 21 games at Santa Monica College in 2012 and 2013
- In 2016, started 13 games at guard for an offense that allowed the fewest sacks in Conference USA and produced a 1,000-yard rusher, 1,000-yard receiver and set single-season records in points, TDs and total yards
- After his senior campaign, was named third-team All-Conference USA by *Phil Steele* and earned All-Conference USA honorable mention
- Started 12 games as a junior in 2015, helping the Blue Raiders post a 4,000-yard passer and two 1,000-yard receivers in a season for the first time
- Started 21 games at Santa Monica college in 2012 and 2013, helping the team compile a combined 17-4 record in his two seasons

### — HIGH SCHOOL —

- Prepped at Palisades Charter (Pacific Palisades, CA) HS, starting all 13 games as a senior
- Led the team in pancake blocks and earned first-team All-City and All-District honors...Was city runner-up for O-Lineman of the Year.



## RAVENS ROOST EXTRA EFFORT AWARD

The award is given each year by the Ravens Roost #7 (Hagerstown, MD) to a Ravens player who worked hard all season, providing an "extra effort" on the field. The recipients stepped up in the clutch and performed when a teammate was hurt and always exerted full effort when on the field. When available, winners accept their award at the Roost's annual banquet in Hagerstown each spring. The Roost also honors the All-Washington County football team and Washington County Coach of the Year at the banquet.

### ALL-TIME RAVENS WINNERS

1996 .....	TE Brian Kinchen	2007 .....	G Ben Grubbs
1997 .....	S Bennie Thompson	2008 .....	P Sam Koch
1998 .....	DE Michael McCrary	2009 .....	CB Dmonique Foxworth
1999 .....	FB Charles Evans	2010 .....	OLB Terrell Suggs
2000 .....	S Corey Harris	2011 .....	WR Torrey Smith
2001 .....	WR Brandon Stokley	2012 .....	CB Corey Graham
2002 .....	LB Edgerton Hartwell	2013 .....	WR Marlon Brown
2003 .....	NT Kelly Gregg	2014 .....	DT Brandon Williams
2004 .....	QB Kyle Boller	2015 .....	P Sam Koch
2005 .....	OLB Jarret Johnson	2016 .....	K Justin Tucker
2006 .....	TE Daniel Wilcox	2017 .....	GM/EVP Ozzie Newsome



# 65

GUARD  
6-4 | 330



## NICO SIRAGUSA

COLLEGE: SAN DIEGO STATE HS: MATER DEI CATHOLIC (CHULA VISTA, CA)

BORN: 5/10/94, SAN DIEGO, CA

EXP. (NFL/RAVENS): 2/2 GP/GS (PLAYOFFS): 0/0 (0/0)



### — KEY TRANSACTIONS —

- Placed on Injured Reserve (knee) on 9/1/17 after suffering the injury during training camp
- Nico Siragusa was selected by the Ravens in the fourth round (122nd overall) of the 2017 NFL Draft

### — CAREER HIGHLIGHTS —

- Spent the season on Injured Reserve after suffering a knee injury in training camp

### — PERSONAL —

- Graduated with a degree in social science
- Models his playing style after former Broncos guard Louis Vasquez
- Aspires to start a foundation to support underprivileged kids whose parents are suffering from kidney disease

### — SEASON RECAPS —

#### 2017: (BALTIMORE RAVENS – 0/0, INJURED RESERVE)

- Spent the season on Injured Reserve after suffering a knee injury in training camp

### — COLLEGE —

- Played in 54 games (42 starts) with the Aztecs, including 41-straight starts at LG to finish his career
- As a senior, was named a first-team All-American by *USA Today*, third-team All-American by *Associated Press* and received the Dr. R. Hardy/C.E. Peterson Memorial Trophy awarded to the Aztecs' team captain

- Played in 54-consecutive games, which tied for the team's longest streak (Daniel Brunskill and Donnel Pumphrey) and tied for the most games in team history
- Spent his entire collegiate playing career (2013-16) blocking for RB Donnel Pumphrey, who finished No. 1 all time in NCAA FBS history in rushing yards (6,405)
- Became the Aztecs' first offensive lineman to be named a first-team All-MWC selection twice in league history

### — HIGH SCHOOL —

- Prepped at Mater Dei Catholic (Chula Vista, CA) HS, where he earned first-team All-CIF and All-State honors...Played just two years of football
- Was rated a three-star O-lineman by *Rivals.com* and *Scout.com* and was ranked No. 93 among the 2012 ESPNU top California recruits
- Also lettered in basketball and baseball



### — SIRAGUSA'S COMMUNITY IMPACT—

- Joined the 2017 rookie class at the Helping Up Mission in Baltimore City, visiting with and serving dinner to the residents of the homeless shelter
- Supports teammates' charitable endeavors including former Raven Lardarius Webb's charity softball game (2017)

# 68

GUARD / CENTER  
6-3 | 313



## MATT SKURA

COLLEGE: DUKE HS: WORTHINGTON KILBOURNE (COLUMBUS, OH)

BORN: 2/17/93, COLUMBUS, OH

EXP. (NFL/RAVENS): 2/2 GP/GS (PLAYOFFS): 12/12 (0/0)



### — KEY TRANSACTIONS —

- Elevated to Baltimore's 53-man roster on 9/19/17
- Signed to the Ravens' practice squad on 9/5/17 after being waived by Baltimore on 9/2/17
- Signed to Baltimore's practice squad on 9/4/16 after being released by the Ravens on 9/3/16
- Originally signed with the Ravens as a RFA on 5/6/16

### — CAREER HIGHLIGHTS —

- Elevated to Baltimore's active roster after Week 2 in 2017 and started 12 games at RG, helping the team produce the NFL's ninth-ranked scoring attack (24.7 ppg)
- Spent the 2016 season on the Ravens' practice squad

### — PERSONAL —

- Graduated with a degree in psychology and a certificate in human development from Duke
- **Last name is pronounced: SKUR-uh**

### — SEASON RECAPS —

#### 2017: (BALTIMORE RAVENS – 12/12)

- Earned a starting spot on the line after spending his rookie season (2016) on Baltimore's practice squad...Filled in for injured RG Marshal Yanda, who missed 14 games on IR
- Ravens permitted the league's seventh-fewest sacks (27, tied Vikings), helping the team produce the NFL's ninth-ranked scoring attack (24.7 ppg)...Over the last nine games of the season, Baltimore averaged the league's second-most points per contest (29.4)
- Protected QB Joe Flacco, allowing him to complete 26 of 42 passes for a season-high 288 yards and 1 TD in the 27-10 win at Cle. (12/17)

- Baltimore recorded a season-high 413 total yards, scoring 3 rushing and 2 passing TDs at Pit. (12/10)
- Played for an O-line that protected QB Joe Flacco, allowing 0 sacks and helping the Ravens produce a season high in points in the 44-20 victory vs. Det. (12/3)
- Part of an O-line that helped pave the way for 139 rushing yards and 2 rushing TDs in the 23-16 win vs. Hou. (11/27)
- Part of an offensive line that did not permit a sack, while paving the way for a season-high 174 rushing yards, in a 40-0 win vs. Mia. (10/26)
- Inactive (knee) at Min. (10/22) and vs. Chi. (10/15)
- Earned the start at RG for an offense that did not allow a sack and generated 143 rushing yards in the 30-17 victory at Oak. (10/8)...Left game in third quarter with a knee injury
- Started at RG in his first-career game at Jax. (9/24)
- Activated to the Ravens' 53-man roster on 9/19

#### 2016: (BALTIMORE RAVENS – 0/0)

- Spent the entire season on the Ravens' practice squad

### — COLLEGE —

- Appeared in 50 games, with 40-consecutive starts to close his career
- Named second-team All-American by *USA Today*, fourth-team All-American by *Phil Steele* and first-team All-ACC by the *Atlantic Coast Sport Media Association* as a senior in 2015 after helping Duke rank third in total offense (5,712 yards) in the ACC
- Started all 13 games at center as a junior in 2014 and helped the offense rise to No. 2 in the conference in fewest sacks allowed per game (1.0)

### — HIGH SCHOOL —

- Prepped at Worthington Kilbourne (Columbus, OH) HS, where as a senior, he was named first-team All-Metro and first-team All-Conference by *The Columbus Dispatch*



### — SKURA'S COMMUNITY IMPACT —

- Joined the 2016 rookie class at the Helping Up Mission in Baltimore City, visiting with and serving lunch to the residents of the homeless shelter
- Supported the NFL and the Ravens' PLAY 60 initiative, the movement for a more active generation, by participating in the team's PLAY 60 Festival with 300 children from various Baltimore City after-school programs at Patterson Park Utz Twardowicz...Also attended a PLAY 60 assembly at West Town Elementary School Field
- Joined youth from Woodson Elementary and George Washington Elementary to participate in conjunction with the United Way for the Hometown Huddle Ravens' TEAM Challenge at Under Armour's Banner Field in Baltimore City (2016)
- Supports teammates' charitable endeavors including Anthony Levine Sr.'s Celebrity Bowling event (2017) and former Raven Steve Smith Sr.'s Charity Fashion Show (2016)

# 22

CORNERBACK  
6-2 | 210



## JIMMY SMITH

COLLEGE: COLORADO HS: COLTON (CA)

BORN: 7/26/88, FONTANA, CA

EXP. (NFL/RAVENS): 8/8 GP/GS (PLAYOFFS): 86/68 (6/1)



### — KEY TRANSACTIONS —

- Placed on Injured Reserve (Achilles) on 12/5/17
- Re-signed with the Ravens on 4/21/15
- Originally selected by the Ravens in the first round (27th overall) of the 2011 NFL Draft

### — CAREER HIGHLIGHTS —

- In 2017, recorded 3 INTs, 28 tackles, 9 PD and 1 FR in 12 games prior to suffering a torn Achilles on 12/3 vs. Det. ...Also scored a FR-TD (47 yards) and INT-TD (50 yards)
- Returned an INT 50 yards for a TD and posted 3 PD in a 40-0 win vs. Mia. (10/26/17)
- Scored his second-career TD on a 47-yard fumble return at Oak. (10/8/17)
- Has produced 249 tackles (219 solo), 11 INTs (2 returned for TDs), 1 FR (returned for a 47-yard TD) and 56 PD during his career
- In 2015, posted a career-high (tied, 2017) 3 INTs (one returned for a TD), his first-career sack, 10 PD and 54 tackles (48 solo)
- Produced a career-high 9 tackles (8 solo, tied a career high) vs. Cle. (10/11/15)
- Notched his first-career sack at Oak. (9/20/15)
- Returned a QB Peyton Manning INT 24 yards for his first-career TD at Den. (9/13/15)
- In 2013, started all 16 games for the first time in his career and set career highs in tackles (58), solo tackles (49), PD (16) and FFs (2), while posting 2 INTs
- Had 3 tackles and 2 PD in the 2012 playoffs, including a clutch PD in Super Bowl XLVII's final goal-line stand

### — PERSONAL —

- Has four brothers who played college football: Ryan Smalls (Millikin), Terrance Smalls (Illinois), Paul Smalls (New Mexico) and Anthony Smalls (Idaho State)
- Played high school football with former Ravens CB Shareece Wright (now with Oak.), and the two remain best friends...CB Nat Berhe (Pit.), RB Tyler Ervin (Hou.) and S Daniel Sorensen (KC) are all other active NFL players Smith knows from Colton HS
- Would have liked to match up against former NFL wide receivers Michael Irvin and Randy Moss
- Graduated with a bachelor's degree in sociology in 2010

### — SEASON RECAPS —

#### 2017: (BALTIMORE RAVENS – 12/12)

- Posted 28 tackles (26 solo), 3 INTs (1 returned for a touchdown), 9 PD and 1 FR (returned 47 yards for a TD) for a unit that led the league in both takeaways (34) and interceptions (22)
- Was having one of the best years by an NFL CB in 2017 before missing the final four games of the season after suffering a torn Achilles
- Registered 2 solo tackles before leaving the game with an Achilles tear vs. Det. (12/3)
- Recorded an INT on the Packers' opening drive in the end zone to prevent a score for a defense that forced 5 turnovers, registered 6 sacks and posted its third shutout of the season in a 23-0 win at GB (11/19)...It marked just the third time in franchise history the Ravens recorded 6 sacks and forced 5 turnovers
- Produced his second TD of the season (third of his career), returning an INT 50 yards for a score in a 40-0 win vs. Mia. (10/26)...Added 4 tackles and a team-high 3 PD for a defense that posted a shutout and allowed a season-low 196 yards
- Returned a fumble (forced by LB Patrick Onwuasor) 47 yards for a TD to put the Ravens ahead 14-0 in the first quarter of the 30-17 victory at Oak. (10/8)
- Registered a season-high 4 tackles, helping limit standout Steelers WR Antonio Brown to 4 catches for 34 yards vs. Pit. (10/1)...Tallied 1 PD, which led to a S Eric Weddle INT
- Posted 3 tackles and 2 PD at Jax. (9/24, in London)
- Produced 3 tackles and 1 INT for a unit that forced 5 turnovers (4 INTs & 1 FR) and posted the 11th shutout in franchise history in the 20-0 season-opening win at Cin. (9/10)

#### 2016: (BALTIMORE RAVENS – 11/11)

- Totaled 32 tackles (29 solo) and 4 PD for a defense that finished first in the league with 18 INTs (tied, SD and KC), allowed the NFL's fifth-fewest rushing yards (89.4 ypg) and was the league's seventh-ranked unit (322.1 ypg)
- Started all 11 games in which he played, but finished the season on Injured Reserve (ankle)
- Posted 2 tackles and 1 PD before leaving the game in the first quarter with an ankle injury at NE (12/12)
- Recorded 6 stops (5 solo) and 1 PD for a defense that produced 3 INTs and allowed just 277 total yards in the 38-6 win vs. Mia. (12/4)
- Tallied 4 tackles and 1 PD, helping limit the Browns to 144 yards of offense, which marked the eighth fewest in Ravens history, in the 28-7 win vs. Cle. (11/10)



## 22 JIMMY SMITH

- Posted a season-high 5 tackles prior to leaving the game in the second quarter with a concussion at NYG (10/16)
- Contributed 3 tackles (all solo) for a unit that limited the Jaguars to 216 yards of total offense in the 19-17 win at Jax. (9/25)
- Started and posted 1 PD, limiting standout Bills WR Sammy Watkins to 4 catches for 41 yards, for a “D” that allowed just 160 yards, which tied for the 13th fewest in franchise history, in the 13-7 season-opening win vs. Buf. (9/11)
- Produced 3 tackles and 1 INT (a leaping end zone grab to thwart a Packers’ scoring opportunity) vs. GB (10/13)
- Posted a team- and career-high 3 PD and 3 solo stops for a defense that didn’t allow a TD in the 14-6 victory vs. Cle. (9/15)
- Recorded 6 solo tackles, 1 PD and 1 FF at Den. (9/5)

### 2015: (BALTIMORE RAVENS – 16/16)

- Registered a career-high 3 INTs (one returned for a TD), his first-career sack, 10 PD and 54 tackles (48 solo) for the NFL’s eighth-ranked defense (337.4 ypg)
- Ravens “D” finished No. 2 overall (291.1 ypg) and No. 1 vs. the pass (183.3 ypg) over the season’s final eight games
- Was one of seven NFL defenders (Lavonte David, Reshad Jones, Luke Kuechly, Tyrann Mathieu, Ron Parker & Adam Jones) with at least 50 tackles, 3 INTs, 10 PD and 1 sack
- Tallied 2 solo tackles and 2 PD for a defense that allowed just 198 net passing yards in the 20-17 victory vs. Pit. (12/27)...Returned a QB Ben Roethlisberger INT 101 yards for a score that was nullified by an offside penalty
- Started and played every snap for a defense that allowed a season-low 8 first downs and permitted just 86 yards on 9-of-19 passing (47.4%) at Mia. (12/6)
- Tallied a career-high-tying 3 PD and 3 tackles for a defense that allowed 168 net passing yards vs. Jax. (11/15)
- Totaled a career-high 9 tackles (8 solo) vs. Cle. (10/11)
- Posted 2 solo stops, helping limit the Steelers to 96 net passing yards in the 23-20 OT victory at Pit. (10/1)
- Scored his first-career TD on a 24-yard INT return, adding 8 solo stops, for a unit that did not allow a TD at Den. (9/13)

### 2014: (BALTIMORE RAVENS – 8/8, 0/0)

- Posted 28 tackles (22 solo), 8 PD and 1 INT in the first half of the season (was hurt early in the eighth game), before being placed on Injured Reserve (foot) on 11/8
- Registered 5 solo tackles and 1 INT (returned 31 yards) for a defense that held the Buccaneers to 17% (2-of-12) on third down in the 48-17 victory at TB (10/12)
- Collected 3 tackles and 2 PD in the 38-10 win vs. Car. (9/28)
- Tallied 3 tackles and 1 PD for a defense that did not allow a TD and forced 3 turnovers in the 26-6 win vs. Pit. (9/11)

### 2013: (BALTIMORE RAVENS – 16/16)

- Started all 16 games for the first time in his career and established career highs in tackles (58), solo tackles (49), PD (16) and FFs (2)...Also tallied 2 INTs
- Posted 2 tackles, 2 PD and 1 INT (in the end zone to prevent a TD) at Cin. (12/29)
- Had 7 tackles and 2 PD in the 18-16 victory at Det. (12/16)

### 2012: (BALTIMORE RAVENS – 11/2, 4/0)

- Recorded 31 tackles (27 solo), 3 PD and 3 special teams stops...Missed five games due to injury (sports hernia)
- Totaled 3 solo tackles and 2 PD for a defense that forced 10 turnovers in four playoff games en route to winning Super Bowl XLVII
- Recorded 1 tackle and 2 PD, including one late in the fourth quarter during the Ravens’ final goal-line stand, in the 34-31 victory in Super Bowl XLVII vs. SF (2/3/13)...The defense held the 49ers to 22% (2-of-9) on third down
- Started and tied a then-career high with 7 tackles in the 25-15 victory at Cle. (11/4)
- Tied a then-career high with 7 tackles (all solo) and posted 1 PD in the 31-29 victory vs. Dal. (10/14)

### 2011: (BALTIMORE RAVENS – 12/3, 2/1)

- Produced 18 tackles (all solo), 8 PD and 2 INTs (48 return yards) for the NFL’s third-ranked defense (288.9 ypg)... Missed four games due to an ankle injury
- Totaled 3 tackles, 1 PD and 1 INT for a team that forced 7 turnovers in two playoff games...Posted 1 special teams FR
- Started his first-career postseason game and had 1 tackle and 1 INT for a defense that picked off QB Tom Brady twice, not allowing him to throw a TD and holding him to a 57.5 passer rating in the AFC Championship at NE (1/22/12)
- Posted 2 tackles from scrimmage and 1 FR on special teams that led to the Ravens’ first TD in the 20-13 victory in the Divisional Playoff vs. Hou. (1/15/12)
- Started his first-career NFL game and netted 1 solo tackle and 1 INT (32 return yards) in the 24-10 victory at Cle. (12/4)
- Netted 3 solo tackles, 1 PD and pulled in his first-career INT, which led to a Ravens’ TD on the very next play, for a defense that forced 3 turnovers vs. Cin. (11/20)
- Saw action in his first-career game before leaving the contest on the opening kickoff with an ankle injury in the 35-7 victory vs. Pit. (9/11)

### — COLLEGE —

- Played in 47 games (27 starts) at Colorado, totaling 183 tackles, 18 PD and 3 INTs...Allowed just 11 completions and one first down in man coverage as a junior and senior
- Earned first-team All-Big 12 honors (coaches, *Phil Steele* and *collegefootballnews.com*) and Honorable Mention All-Big 12 (*Associated Press*) as a senior in 2010 after posting 70 tackles (57 solo), adding 2.5 TFL, 5 PD and 1 FR

# 22 JIMMY SMITH

## — HIGH SCHOOL —

- Prepped at Colton (CA) HS, where he earned first-team All-Southeastern Conference honors at WR and CB
- Also received first-team All-County recognition
- Posted 47 stops, 15 PD, 2 INTs, 2 FFs and 1 FR as a senior... Added 53 receptions for 1,123 yards and 14 TDs as a WR

PLAY LIKE A  
RAVEN

## 2017

### GAME-BY-GAME DEFENSE

#### RAVENS

Date/Opp.	TT	Solo	Asst.	Sacks	INT	PD	FF	FR
9/10 @ Cin.	3	3	0	0-0	1-8	1	0	0
9/17 vs. Cle.	2	2	0	0-0	0-0	0	0	0
9/24 @ Jax.	3	3	0	0-0	0-0	2	0	0
10/1 vs. Pit.	4	3	1	0-0	0-0	1	0	0
10/8 @ Oak.	0	0	0	0-0	0-0	0	0	1*
10/15 vs. Chi.	1	1	0	0-0	0-0	0	0	0
10/22 @ Min.	4	4	0	0-0	0-0	0	0	0
10/26 vs. Mia.	4	4	0	0-0	1-50t	3	0	0
11/5 @ Ten.	2	1	1	0-0	0-0	1	0	0
11/19 @ GB	2	2	0	0-0	1-0	1	0	0
11/27 vs. Hou.	1	1	0	0-0	0-0	0	0	0
12/3 vs. Det.	2	2	0	0-0	0-0	0	0	0
12/10 @ Pit.	INJURED RESERVE - ACHILLES							
12/17 @ Cle.	INJURED RESERVE - ACHILLES							
12/23 vs. Ind.	INJURED RESERVE - ACHILLES							
12/31 vs. Cin.	INJURED RESERVE - ACHILLES							
<b>Totals</b>	<b>28</b>	<b>26</b>	<b>2</b>	<b>0-0</b>	<b>3-58</b>	<b>9</b>	<b>0</b>	<b>1</b>

\* Returned fumble 47 yards for a TD

### REGULAR SEASON

Year	Team	GP	GS	TACKLES			SACKS		INTERCEPTIONS					FUMBLES		
				TT	Solo	Asst.	No.	Yards	No.	Yards	LG	TD	PD	FF	FR	Yards
2011	Baltimore	12	3	18	18	0	0.0	0.0	2	48	32	0	8	0	0	0
2012	Baltimore	11	2	31	27	4	0.0	0.0	0	0	0	0	3	0	0	0
2013	Baltimore	16	16	58	49	9	0.0	0.0	2	0	0	0	16	2	0	0
2014	Baltimore	8	8	28	22	6	0.0	0.0	1	31	31	0	8	0	0	0
2015	Baltimore	16	16	54	48	6	1.0	0.0	*3	24	24t	*1	10	0	0	0
2016	Baltimore	11	11	32	29	3	0.0	0.0	0	0	0	0	4	0	0	0
2017	Baltimore	12	12	28	26	2	0.0	0.0	3	58	50t	*1	9	0	1	47t
<b>Totals</b>		<b>86</b>	<b>68</b>	<b>249</b>	<b>219</b>	<b>30</b>	<b>1.0</b>	<b>0.0</b>	<b>11</b>	<b>161</b>	<b>50t</b>	<b>2</b>	<b>56</b>	<b>2</b>	<b>1</b>	<b>47t</b>

\*LED TEAM

SPECIAL TEAMS TACKLES (5): 2011 (2); 2012 (3)

### CAREER SINGLE-GAME HIGHS (REGULAR SEASON)

#### Total Tackles:

9 (10/11/15 vs. Cle.)

#### Solo Tackles:

8 2 times (last: 10/11/15 vs. Cle.)

#### Sacks:

1 (9/20/15 at Oak.)

#### INTs:

1 11 times (last: 11/19/17 at GB)

#### Passes Defensed:

3 3 times (last: 11/15/15 vs. Jax.)

#### Forced Fumbles:

1 2 times (12/8/13 vs. Min.)

#### Fumble Recoveries:

1 (10/8/17 at Oak.)

Additional Statistics: Returned a fumble 47 yards for a TD at Oak. (10/8/17)

### POSTSEASON

Year	Team	GP	GS	TACKLES			SACKS		INTERCEPTIONS					FUMBLES			
				TT	Solo	Asst.	No.	Yards	No.	Yards	LG	TD	PD	FF	FR	Yards	
2011	Baltimore	2	1	3	1	2	0.0	0.0	1	39	39	0	1	0	0	0	
2012	Baltimore	4	0	3	3	0	0.0	0.0	0	0	0	0	2	0	0	0	
2014	Baltimore	0	0	INJURED RESERVE - FOOT			--	--	--	--	--	--	--	--	--	--	--
<b>Totals</b>		<b>6</b>	<b>1</b>	<b>6</b>	<b>4</b>	<b>2</b>	<b>0.0</b>	<b>0.0</b>	<b>1</b>	<b>39</b>	<b>39</b>	<b>0</b>	<b>3</b>	<b>0</b>	<b>0</b>	<b>0</b>	

## — SMITH'S COMMUNITY IMPACT —

- Hosted the Jimmy Smith Football Camp at Towson University (2014), Grand Terrace High School (CA) and Landsdowne (MD) HS (2015)
- Joined fellow teammates to visit patients undergoing treatment for breast cancer at Mercy Medical Center, as part of the Ravens' Breast Cancer Awareness initiative (2014)
- Interacted with children undergoing medical treatment at Johns Hopkins Hospital (2014)
- Participated in the Ravens' 10th annual Holiday Helpers event at Target to shop for gifts with Baltimore youth (2014)
- Alongside Giant Food, helped distribute 150 holiday food baskets to families in need at the Harry & Jeanette Weinberg Family Center YMCA (2014)
- Personally shopped and delivered gifts and toys to deserving Salvation Army (2013-14) and United Way (2016) families in Baltimore City



# 90

OUTSIDE LINEBACKER  
6-4 | 272



## Za'DARIUS SMITH

COLLEGE: KENTUCKY HS: GREENVILLE (AL)

BORN: 9/8/92, MONTGOMERY, AL

EXP. (NFL/RAVENS): 4/4 GP/GS (PLAYOFFS): 42/8 (0/0)



### — KEY TRANSACTIONS —

- Selected by the Ravens with their first pick in the fourth round (122nd overall) of the 2015 NFL Draft
- Was the first of three Ravens picks (RB Javorius Allen – 125th and CB Tray Walker – 136th) in the fourth round

### — CAREER HIGHLIGHTS —

- Strip-sacked QB DeShone Kizer, leading to a DT Brandon Williams FR-TD as part of a defense that produced 4 takeaways in a 27-10 win at Cle. (12/17/17)
- As a rookie in 2015, recorded 30 tackles (20 solo), 5.5 sacks (-24.5 yards) and 1 PD for the NFL's eighth-ranked defense (337.4 ypg), which finished No. 2 overall (291.1 ypg) and No. 1 vs. the pass (183.3 ypg) over the season's final eight games
- Was the NFL's only rookie to record at least two multiple-sack (1.5 or more) games in 2015 and just the third Ravens rookie to accomplish the feat
- Blocked a 26-yard FGA in the third quarter, adding 1 tackle and his first-career PD, vs. Jax. (11/15/15)
- Set career highs in tackles and solo stops (4) and posted his first-career sacks (2 for -13 yards) at Pit. (10/1/15)

### — PERSONAL —

- Older brother, Bob Meeks, played center at Auburn (1988-91) and for the Denver Broncos (1992-94)
- Cousin, Davern Williams, played at Troy (1999-2003) and with the New York Giants (2004)
- Niece, Kristi Mokube, played basketball at Florida State and George Mason

### — SEASON RECAPS —

#### 2017: (BALTIMORE RAVENS – 14/4)

- Recorded 24 tackles (15 solo), 3.5 sacks (-22 yards), 1 FF and 1 PD for a defensive unit that led the league in both takeaways (34) and INTs (22)
- Registered a sack for the second-consecutive game, finishing with 4 tackles in the 23-16 victory vs. Ind. (12/23)
- Strip-sacked QB DeShone Kizer, leading to a DT Brandon Williams FR-TD as part of a defense that produced 4 takeaways in a 27-10 win at Cle. (12/17)
- Registered a season-high 4 tackles for a defense that produced 3 sacks and held the Raiders to 245 total yards in the 30-17 victory at Oak. (10/8)
- Recorded 3 tackles and 1 sack (-9 yards) for a defense that forced 5 turnovers (4 INTs and 1 FR) and posted the 11th

shutout in franchise history in the 20-0 season-opening victory at Cin. (9/10)...Did not play for the remainder of the game after suffering a knee/ankle injury in the first quarter

#### 2016: (BALTIMORE RAVENS – 13/4)

- Totaled 20 tackles (10 solo), 1 sack (-9 yards), 1 PD and 1 FF for a defense that allowed the NFL's fifth-fewest rushing yards (89.4 ypg) and ranked seventh overall (322.1 ypg)
- Baltimore was one of three teams (Den. & Sea.) to rank in the NFL's Top 10 in total defense in each 2014, 2015 and 2016
- Started and produced 1 sack (-9 yards), forcing QB Josh McCown to fumble, and registered 3 tackles for a "D" that limited the Browns to 144 yards, marking the eighth fewest in Ravens history, in the 28-7 win vs. Cle. (11/10)
- Started and tallied 3 tackles, 1 QBH and 1 PD at NYJ (10/23)
- Recorded his first-career start and posted 2 tackles as part of a defense that held the Giants to 38 rushing yards and didn't allow a rushing first down for just the fifth time in franchise history at NYG (10/16)
- Posted 3 tackles, notching 2 TFL for a unit that limited the Jaguars to 216 yards of total offense in the 19-17 win at Jax. (9/25)

#### 2015: (BALTIMORE RAVENS – 15/0)

- Totaled 30 tackles (20 solo), 5.5 sacks (-24.5 yards) and 1 PD for the NFL's eighth-ranked defense (337.4 ypg), which finished No. 2 overall (291.1 ypg) and No. 1 vs. the pass (183.3 ypg) over the season's final eight games
- Was the NFL's only rookie to record at least two multiple-sack (1.5 or more) games on the season and just the third (Peter Boulware and Terrell Suggs) rookie to accomplish the feat in Ravens history
- Registered 3 tackles (2 solo), including 2 TFL, and 1 sack for a defense that snapped the Steelers' streak of six-straight 30-point performances in the 20-17 victory vs. Pit. (12/27)
- Matched career highs in sacks (2) and tackles (4) for a defense that allowed 277 total net yards vs. KC (12/20)
- Played on special teams and from scrimmage, posting 1 tackle, 1 PD and 1 FG block, vs. Jax. (11/15)...Blocked K Jason Myers' 26-yard FGA in the third quarter
- Set career highs in tackles and solo stops (4) and posted his first-career sacks (2 for -13 yards), helping limit the Steelers to 96 net passing yards in the 23-20 OT victory at Pit. (10/1)...Became the fifth rookie in Ravens history (Peter Boulware, Terrell Suggs, Pernell McPhee and Timmy Jernigan) to record at least 2 sacks in a game



# 90 ZA'DARIUS SMITH

## — COLLEGE —

- Competed in 24 games (all starts) during his two seasons (2013-14) at Kentucky, recording 120 tackles (50 solo), 14 TFL (-98 yards), 10.5 sacks (-91 yards), 3 PD and 2 FRs
- Posted 61 tackles (26 solo), 4.5 sacks (-38 yards), 7.5 TFL (-44 yards), 1 FR and 2 PD as a senior in 2014
- Totaled 66 tackles (44 solo), 11.5 sacks (-90 yards), 11 TFL (-38 yards), 4 FFs, 3 PD and 1 INT in two seasons (2011-12) at East Mississippi Community College, where he helped lead the Lions to a 20-2 mark and the school's first NJCAA National Championship in 2011
- Majored in community and leadership development

## — HIGH SCHOOL —

- Prepped at Greenville (AL) HS, where he starred in basketball and didn't play football until his senior year

## 2017

### GAME-BY-GAME DEFENSE

#### RAVENS

Date/Opp.	TT	Solo	Asst.	Sacks	INT	PD	FF	FR
9/10 @ Cin.	3	2	1	1-9	0-0	0	0	0
9/17 vs. Cle.	INACTIVE - ANKLE/KNEE							
9/24 @ Jax.	0	0	0	0-0	0-0	0	0	0
10/1 vs. Pit.	2	2	0	0-0	0-0	0	0	0
10/8 @ Oak.	4	1	3	0-0	0-0	0	0	0
10/15 vs. Chi.	0	0	0	0-0	0-0	0	0	0
10/22 @ Min.	1	0	1	0-0	0-0	0	0	0
10/26 vs. Mia.	1	0	1	0.5-6	0-0	0	0	0
11/5 @ Ten.	2	2	0	0-0	0-0	0	0	0
11/19 @ GB	2	1	1	0-0	0-0	0	0	0
11/27 vs. Hou.	2	2	0	0-0	0-0	1	1	0
12/3 vs. Det.	0	0	0	0-0	0-0	0	0	0
12/10 @ Pit.	INACTIVE - SHOULDER							
12/17 @ Cle.	1	1	0	1-3	0-0	0	1	0
12/23 vs. Ind.	4	3	1	1-4	0-0	0	0	0
12/31 vs. Cin.	2	1	1	0-0	0-0	0	0	0
<b>Totals</b>	<b>24</b>	<b>15</b>	<b>9</b>	<b>3.5-22</b>	<b>0-0</b>	<b>1</b>	<b>1</b>	<b>0</b>

### REGULAR SEASON

Year	Team	GP	GS	TACKLES			SACKS		INTERCEPTIONS					FUMBLES		
				TT	Solo	Asst.	No.	Yards	No.	Yards	LG	TD	PD	FF	FR	Yards
2015	Baltimore	15	0	30	20	10	5.5	24.5	0	0	0	0	1	0	0	0
2016	Baltimore	13	4	20	10	10	1.0	9.0	0	0	0	0	1	1	0	0
2017	Baltimore	14	4	24	15	9	3.5	22.0	0	0	0	0	1	1	0	0
<b>Totals</b>		<b>42</b>	<b>8</b>	<b>74</b>	<b>45</b>	<b>29</b>	<b>10.0</b>	<b>55.5</b>	<b>0</b>	<b>0</b>	<b>0</b>	<b>0</b>	<b>3</b>	<b>2</b>	<b>0</b>	<b>0</b>

### CAREER SINGLE-GAME HIGHS (REGULAR SEASON)

<b>Total Tackles:</b> 4 5 times (last: 10/8/17 at Oak.)	<b>INTs:</b> None	<b>Forced Fumbles:</b> 1 2 times (last: 12/17/17 at Cle.)
<b>Solo Tackles:</b> 4 (10/1/15 at Pit.)	<b>Passes Defensed:</b> 1 3 times (last: 11/27/17 vs. Hou.)	<b>Fumble Recoveries:</b> None
<b>Sacks:</b> 2 2 times (last: 12/20/15 vs. KC)		

**Additional Statistics:** Recorded a FG block vs. Jax. (11/15/15); Posted a 15-yard KOR vs. Pit. (12/27/15)

## — SMITH'S COMMUNITY IMPACT —

- Supports teammates' charitable endeavors, including former Ravens DB Lardarius Webb's Celebrity Softball Game (2016-17)

## DID YOU KNOW?

Baltimore has permitted an NFL-best 16.6 ppg at home during the John Harbaugh Era (2008-17). Under "Harbs," the Ravens are 29-0 at M&T Bank Stadium when allowing 10 points or fewer. In an impressive 18 of those games, the Ravens gave up no more than 7 points.



# 83

WIDE RECEIVER  
5-11 | 205



## WILLIE SNEAD IV

COLLEGE: BALL STATE HS: MUSKEGON HEIGHTS (MI)  
BORN: 10/17/92, WINTER PARK, FL  
EXP. (NFL/RAVENS): 4/1 GP/GS (PLAYOFFS): 41/19 (2/0)



### — KEY TRANSACTIONS —

- Signed a two-year offer sheet from Baltimore as a restricted free agent (NO) on 4/20/18
- Signed to New Orleans' active roster on 12/29/14
- Signed to New Orleans' practice squad on 12/11/14
- Signed to Carolina's practice squad on 9/23/14
- Originally signed by Cleveland as a rookie free agent on 5/12/14 but was released on 8/30 after training camp

### — CAREER HIGHLIGHTS —

- In 2016, posted career highs with 72 catches and 4 TDs, adding 895 receiving yards for the NFL's No. 1 offense
- Posted a career-best 984 receiving yards in 2015, with 69 receptions and 3 TDs
- In 2016, completed a 50-yard TD pass to RB Tim Hightower vs. LAR (11/27)...Became the first non-QB to throw a TD pass for New Orleans since RB Deuce McAllister
- In 2015, made first-career start and recorded first-career 100-yard receiving game (141 yards on 6 receptions) at Phi. (10/11)

### — PERSONAL —

- Father (Willie III) played at the University of Florida and was drafted by the New York Jets in 1989...Also played for the Houston Oilers
- Wears the No. 83 because his daughters (Nilah, 4) and (Chilee, 1) were born on the 8th and 3rd of the month
- Really enjoys fishing and paintballing
- Has participated as a counselor at the Manning Passing Academy throughout college and professional career

### — SEASON RECAPS —

#### 2017: (NEW ORLEANS SAINTS – 11/7, 2/0)

- Finished the season with 8 receptions for 92 yards
- Caught 2 passes for 18 yards, including a 13-yard grab on fourth-and-10 in the fourth quarter that set up a go-ahead FG in the Divisional playoff at Min. (1/14/18)
- Recorded a 7-yard reception in the Wild Card playoff vs. Car. (1/7/18)
- Posted 2 receptions for 23 yards vs. Car. (12/3)
- Appeared on both offense and special teams, recording a 12-yard reception and 1 KOR for 18 yards vs. Was. (11/19)

#### 2016: (NEW ORLEANS SAINTS – 15/4)

- Finished the season with 895 receiving yards on 72 receptions and 4 TDs, also adding 1 TD pass, helping the Saints finish with the NFL's top-ranked offense

- Recorded 5 receptions for 38 yards and completed a 50-yard TD pass to RB Tim Hightower vs. LAR (11/27)... Became the first non-quarterback to throw a TD pass for New Orleans since RB Deuce McAllister
- Caught a team-high 5 receptions for 47 yards, including a career-high 2 TDs, vs. Den. (11/13)...Added 1 ST tackle
- Tallied 9 receptions for a career-high 172 yards and added 1 TD in the season opener vs. Oak. (9/11)

#### 2015: (NEW ORLEANS SAINTS – 15/8)

- Recorded 69 catches for 984 yards and 3 TDs after earning a spot on the Saints' 53-man roster...Both reception and receiving yardage totals were the second-most among those making their NFL debuts in 2015
- Made first-career start and finished with 141 yards on 6 receptions at Phi. (10/11)...It also marked his first-career 100-yard receiving game
- Registered his first-career TD, adding 4 catches for 44 yards vs. TB (9/20)

#### 2014: (NEW ORLEANS/CAROLINA/CLEVELAND – 0/0)

- Joined the Saints' practice squad on 12/11
- Spent time on Carolina's practice squad after being released by the Browns on 8/30
- Originally signed with Cleveland as an undrafted rookie free agent on 5/12

### — COLLEGE —

- Played in 37 games (29 starts) in three years at Ball State, totaling 223 receptions for 2,991 yards – both school records – and 26 TDs...Ranks No. 2 in Ball State history for career 100-yard receiving games (13)
- As a junior, totaled 106 receptions for 1,516 yards and 15 TDs, which are all single-season school records, en route to earning first-team All-MAC honors
- As a sophomore, recorded 1,148 receiving yards and 9 TDs on 89 catches

### — HIGH SCHOOL —

- Prepped at Muskegon Heights (MI) HS, where he finished his career with 4,000 passing yards and 40 TD passes, adding 2,500 rushing yards and 29 rushing TDs
- Was named Michigan Player of the Year after totaling 2,500 passing yards and 10 TDs and rushing for 1,320 yards and 13 TDs in 2010
- Also played basketball

# 83 WILLIE SNEAD IV

## REGULAR SEASON

Year	Team	GP	GS	RECEIVING					RUSHING					
				No.	Yards	Avg.	LG	TD	No.	Yards	Avg.	LG	TD	
2014	NO/Car./Cle.	0	0	--						--				
2015	New Orleans	15	8	69	984	14.3	63	3	0	0	0.0	0	0	
2016	New Orleans	15	4	72	895	12.4	49	4	0	0	0.0	0	0	
2017	New Orleans	11	7	8	92	11.5	26	0	0	0	0.0	0	0	
<b>Totals</b>		<b>41</b>	<b>19</b>	<b>149</b>	<b>1,971</b>	<b>13.2</b>	<b>63</b>	<b>7</b>	<b>0</b>	<b>0</b>	<b>0.0</b>	<b>0</b>	<b>0</b>	

**Additional Statistics:** Completed a 50-yard TD pass to RB Tim Hightower vs. LAR (11/27/16).

## CAREER SINGLE-GAME HIGHS (REGULAR SEASON)

### RECEIVING

#### Receptions:

10 (12/21/15 vs. Det.)

#### Yardage:

172 (9/11/16 vs. Oak.)

#### Long Gain:

63 (9/13/15 @ Ari.)

#### Touchdowns:

2 2 times (last: 11/13/16 vs. Den.)

### RUSHING

#### Carries:

None

#### Yardage:

None

#### Long Gain:

None

#### Touchdowns:

None

## POSTSEASON

Year	Team	GP	GS	RECEIVING					RUSHING				
				No.	Yards	Avg.	LG	TD	No.	Yards	Avg.	LG	TD
2017	New Orleans	2	0	3	25	8.3	13	0	0	0	0.0	0	0
<b>Totals</b>		<b>2</b>	<b>0</b>	<b>3</b>	<b>25</b>	<b>8.3</b>	<b>13</b>	<b>0</b>	<b>0</b>	<b>0</b>	<b>0.0</b>	<b>0</b>	<b>0</b>

## 2017

### GAME-BY-GAME OFFENSE

Date/Opp.	RECEIVING					RUSHING				
	No.	Yds.	Avg.	LG	TD	No.	Yds.	Avg.	LG	TD
9/11 @ Min.	SUSPENDED BY THE NFL									
9/17 vs. NE	SUSPENDED BY THE NFL									
9/24 @ Car.	SUSPENDED BY THE NFL									
10/1 @ Mia.	--	--	--	--	--	--	--	--	--	--
10/15 vs. Det.	1	11	11.0	11	0	0	0	0.0	0	0
10/22 @ GB	--	--	--	--	--	--	--	--	--	--
10/29 vs. Chi.	0	0	0.0	0	0	0	0	0.0	0	0
11/5 vs. TB	0	0	0.0	0	0	0	0	0.0	0	0
11/12 @ Buf.	0	0	0.0	0	0	0	0	0.0	0	0
11/19 vs. Was.	1	12	12.0	12	0	0	0	0.0	0	0
11/26 @ LAR	1	9	9.0	9	0	0	0	0.0	0	0
12/3 vs. Car.	2	31	15.5	26	0	0	0	0.0	0	0
12/7 @ Atl.	1	0	0.0	0	0	0	0	0.0	0	0
12/17 vs. NYJ	1	23	23.0	23	0	0	0	0.0	0	0
12/24 vs. Atl.	1	6	6.0	6	0	0	0	0.0	0	0
12/31 @ TB	0	0	0.0	0	0	0	0	0.0	0	0
<b>Totals</b>	<b>8</b>	<b>92</b>	<b>11.5</b>	<b>26</b>	<b>0</b>	<b>0</b>	<b>0</b>	<b>0.0</b>	<b>0</b>	<b>0</b>
<b>Playoffs</b>										
1/7/18 vs. Car.	1	7	7.0	7	0	0	0	0.0	0	0
1/14/18 @ Min.	2	18	9.0	13	0	0	0	0.0	0	0
<b>Totals</b>	<b>3</b>	<b>25</b>	<b>8.3</b>	<b>13</b>	<b>0</b>	<b>0</b>	<b>0</b>	<b>0.0</b>	<b>0</b>	<b>0</b>




## ED BLOCK COURAGE AWARD

The Ed Block Courage Award annually honors a player from each NFL team who exemplifies a commitment to the principles of sportsmanship and courage. The winners are selected for courageous effort, as well as individual performance. Voting is conducted by each team's players. The award recipient also symbolizes professionalism, great strength and dedication. The award is named after the late Baltimore Colts' trainer Ed Block.

### RAVENS ED BLOCK WINNERS

1996 - DE Anthony Pleasant	2007 - CB Samari Rolle
1997 - C Wally Williams	2008 - S Ed Reed
1998 - S Stevon Moore	2009 - S Dawan Landry
1999 - OLB Peter Boulware	2010 - WR Donte' Stallworth
2000 - S Anthony Poindexter	2011 - LS Morgan Cox
2001 - S Corey Harris	2012 - OLB Terrell Suggs
2002 - T Ethan Brooks	2013 - LB Jameel McClain
2003 - DE Marques Douglas	2014 - CB Lardarius Webb
2004 - T Orlando Brown	2015 - TE Dennis Pitta
2005 - CB Dale Carter	2016 - S Matt Elam
2006 - DB Corey Ivy	2017 - TE Benjamin Watson





# 79

TACKLE  
6-6 | 315



## RONNIE STANLEY

COLLEGE: NOTRE DAME HS: BISHOP GORMAN (LAS VEGAS, NV)

BORN: 3/18/94, LOS ANGELES, CA

EXP. (NFL/RAVENS): 3/3 GP/GS (PLAYOFFS): 27/27 (0/0)



### — KEY TRANSACTIONS —

- Ronnie Stanley was selected by the Ravens in the first round (sixth overall) of the 2016 NFL Draft

### — CAREER HIGHLIGHTS —

- In 2017, helped the Ravens produce the NFL's ninth-ranked scoring attack (24.7 ppg)...Over the last nine games of the season, Baltimore averaged the league's second-most points per contest (29.4)
- Started 12 games at LT as a rookie in 2016, helping QB Joe Flacco post a team-record 4,317 passing yards

### — PERSONAL —

- An avid soccer fan, Stanley visited Russia to attend the 2018 World Cup during the offseason
- Stanley is 50 percent Tongan, (his mother, Julie, was born in Tonga), and in 2015, he earned the Polynesian Player of the Year Award, given annually by the Polynesian Football Hall of Fame to the most outstanding Polynesian college football player
- Is an advocate of pet adoption and supporting animal shelters...Went to the Baltimore BARCS Animal Shelter, where he adopted a pit bull (named Lola) during his 2016 rookie season and then a pit mix (named Rico) in the spring of 2017
- Attended Bishop Gorman (Las Vegas, NV) HS with Orioles outfielder Joey Rickard (Rickard is three years older than Stanley)
- Graduated with a management entrepreneurship degree

### — SEASON RECAPS —

#### 2017: (BALTIMORE RAVENS – 15/15)

- The Ravens permitted the league's seventh-fewest sacks (27, tied Vikings), helping the team produce the NFL's ninth-ranked scoring attack (24.7 ppg)...Over the last nine games of the season, Baltimore averaged the league's second-most points per contest (29.4)
- Protected QB Joe Flacco, allowing him to complete 26 of 42 passes for a season-high 288 yards and 1 TD in the 27-10 win at Cle. (12/17)
- Played for an O-line that protected QB Joe Flacco, allowing 0 sacks and helping the Ravens produce a season high in points in the 44-20 victory vs. Det. (12/3)
- Part of an O-line that helped pave the way for 139 rushing yards and 2 rushing TDs in the 23-16 win vs. Hou. (11/27)
- Inactive (concussion) in the 23-0 win at GB (11/19)

- Part of an offensive line that did not permit a sack, while paving the way for a season-high 174 rushing yards in a 40-0 win vs. Mia. (10/26)
- Started at LT for an offense that did not allow a sack and generated 143 rushing yards in the 30-17 win at Oak. (10/8)
- Started at LT for an O-line that helped the Ravens register 136 rushing yards and QB Joe Flacco throw for 2 TDs in a 24-10 win vs. Cle. (9/17)
- Started (LT) for an O-line that helped the Ravens' rushing attack gain 157 yards, while also permitting just 1 sack, in the 20-0 season-opening victory vs. Cin. (9/10)

#### 2016: (BALTIMORE RAVENS – 12/12)

- Started 12 games at LT as part of an O-line that helped protect QB Joe Flacco, allowing him to register a career-high 64.9 completion percentage and throw for a franchise-record 4,317 yards...Missed four games with a foot injury
- Part of an O-line that did not permit a sack, allowing QB Joe Flacco to connect on 36 passes on 47 attempts for 381 yards and 4 TDs in the 38-6 win vs. Mia. (12/4)...The Ravens had 496 yards of offense, ranking sixth most in team history
- Started at LT as part of an O-line that helped the offense generate 396 yards of total offense and a season-high 28 points in the 28-7 win vs. Cle. (11/10)
- Recorded his first-career start and protected QB Joe Flacco, who went 22-of-33 for 258 yards and 1 TD, in the 13-7 season-opening victory vs. Buf. (9/11)

### — COLLEGE —

- Played in 41 games at Notre Dame, making 39-straight starts to conclude his career
- Allowed just 4 QB hurries, 4 QB hits and 3 sacks as a senior in 2015, earning several first-team All-American honors... Also a semifinalist for the Lombardi Award and Outland Trophy
- Registered 16 knockdown blocks and allowed just 1 sack, the fewest of the Irish O-Lineman in 2014, earning Notre Dame Offensive Lineman of the Year

### — HIGH SCHOOL —

- Prepped at Bishop Gorman (Las Vegas, NV) HS, where he was a three-year starter who helped his team to a combined 43-3 record, three-straight state titles and final No. 5 national ranking in 2011
- As a senior, was ranked as the best player in Nevada and 15th-best OT in the nation by *Rivals.com*...Also garnered All-State and All-League honors
- Standout basketball player whose team finished with a No. 11 national ranking and won a state championship in 2011

# 79 RONNIE STANLEY



## — STANLEY'S COMMUNITY IMPACT —

- Hosted a special advanced screening of "Jumanji: Welcome to the Jungle" for youth from Casey Cares, the Boys & Girls Club of Metropolitan Baltimore and the Beyond Type 1 foundation (2017)
- Dedicated supporter of the BARCS Animal Shelter in Baltimore, where he adopted two dogs (Lola & Rico)...Advocate for the Show Your Soft Side, a campaign developed in 2010 to combat the alarming incidence of animal abuse
- Supports teammates' charitable endeavors, including Tony Jefferson's "Shop With A Jock" holiday shopping event (2017) and former Raven Lardarius Webb's annual Softball Game (2016-17)
- Attended the Ravens Flock Festival at M&T Bank Stadium following the day he was drafted...Joined fans in interactive games while the team announced its remaining draft selections (2016)
- Joined the 2016 rookie class at the Helping Up Mission in Baltimore City, visiting with and serving lunch to the residents of the homeless shelter
- Took children from the Casey Cares Foundation, an organization that provides uplifting programs with a special touch to critically-ill children, on a Halloween costume shopping trip to Party City (2016)
- Joined youth from Woodson Elementary and George Washington Elementary to participate in conjunction with the United Way for the annual Hometown Huddle Ravens' TEAM Challenge event at Under Armour's Banner Field in Baltimore City (2016)



## 2017 OFFENSIVE RECAP

- Over the season's last nine games, Baltimore scored the NFL's second-most points per contest (29.4). During this span, the Ravens also ranked No. 1 in fewest giveaways (5) and No. 2 in sacks allowed (10).
- Baltimore finished the year ranking ninth overall in points per game (24.7) and seventh (tied) in both giveaways (17) and sacks allowed (27).
- RB Alex Collins concluded with 973 rushing yards and 1,160 yards from scrimmage, adding 6 TDs. His 4.6-yard rushing average ranked fourth among NFL RBs who posted over 200 carries. The Ravens' run game was No. 11 in the NFL (116.0 ypg), up from 2016's No. 28 ranking.
- Baltimore committed the NFL's third-fewest penalties (91, tied, NYG) in 2017. (The 91 also stand as the third fewest in Ravens history.) Additionally, Baltimore's 32 offensive penalties in 2017 tied (GB) for the league's fewest.



# 55

**OUTSIDE LINEBACKER**  
6-3 | 265



## TERRELL SUGGS

**COLLEGE:** ARIZONA STATE **HS:** HAMILTON (CHANDLER, AZ)

**BORN:** 10/11/82, MINNEAPOLIS, MN

**EXP. (NFL/RAVENS):** 16/16 **GP/GS (PLAYOFFS):** 213/197 (17/17)



### — KEY TRANSACTIONS —

- Placed on Injured Reserve (Achilles) on 9/16/15
- Re-signed with the Ravens on 2/17/14
- Placed on PUP (Achilles) on 8/27/12
- Re-signed with the Ravens on 7/15/09
- Originally selected by Baltimore in the first round (10th overall) of the 2003 NFL Draft

### — HONORS —

- NFL Defensive Player of the Year (2011)
- Seven-time Pro Bowler (2004, 2006, 2008, 2010-11, 2013 and 2017)
- Pro Bowl first alternate (2014)
- *Pro Football Weekly* Defensive Player of the Year (2011)
- KC 101 Defensive Player of the Year (2011)
- AFC Defensive Player of the Month (December, 2011; November, 2010)
- AFC Defensive Player of the Week (Week 14, 2011; Week 12, 2011; Week 1, 2011; Week 7, 2008; Week 13, 2005)
- *Associated Press* Defensive Rookie of the Year (2003)
- *Associated Press* first-team All-Pro (2011)
- *Associated Press* second-team All-Pro (2008)
- Butkus Award (best LB) co-winner with Cowboys LB DeMarcus Ware (2011)
- Ed Block Courage Award Winner (2012)
- *Football Digest* second-team All-Pro (2006)
- *Pro Football Weekly* first-team All-NFL (2011)
- *The Sporting News* All-Pro Team (2011)
- Defensive Rookie of the Month (September, 2003)

### — PERSONAL —

- Is a huge movie buff who owns an independent film company called "Team Sizzle Productions"
- Co-wrote and produced "When Beautiful People Do Ugly Things," a short film that was shot in Baltimore and was shown at the Cannes Film Festival in May 2011
- Also produced "The Commitment," which was selected to Cannes in 2012
- Co-wrote and produced the pilot for a "dramady" TV show called "Shade" in 2017
- Has had a recurring role on the HBO TV show "Ballers"
- Was one of 20 players selected to take part in the NFL's first-ever Hollywood Boot Camp, providing players a taste of the motion picture business (2012)

### — CAREER HIGHLIGHTS —

- Is the only active NFL player with 900 tackles, 100 sacks & 30 FFs in a career
- Suggs' 125.5 career sacks rank second (Julius Peppers) among active NFL players, as do his 893.5 sack yards
- Ravens all-time leader in sacks (125.5), sack yards (-893.5) and FFs (36) and is second in FRs (13)...Also franchise leader in postseason sacks (12.5) and yards (-79)
- His 907 tackles (609 solo) are second to Ray Lewis (2,643) in Ravens franchise history
- His 30-career strip-sacks rank third among active players
- Has posted 12.5 sacks in the playoffs, producing a mark that ranks third in all-time NFL postseason history
- One of three NFL players (DeMarcus Ware and Jared Allen) to post 10-plus sacks each year from 2010-14
- Tallied a single-season franchise-record 7 FFs in 2011
- Owns 58 PD and 7 INTs (2 returned for TDs, both in 2008)
- First-career TD was a 44-yard INT return at Mia. (10/19/08)
- Recorded a career-high 102 tackles (62 solo) in 2008
- Tallied a franchise-rookie-record 12 sacks in 2003...Also tied an NFL rookie record (Santana Dotson) with a sack in each of his first four NFL games

### — SEASON RECAPS —

#### 2017: (BALTIMORE RAVENS – 16/16)

- Earned his seventh Pro Bowl honor, leading the team with 11 sacks (seventh time in his career producing double-digit sacks)...Also recorded 49 tackles, 4 FFs (all strip-sacks), 4 PD and 11 TFL for a unit that led the league in both takeaways (34) and INTs (22) and finished ranked 12th (325.1 ypg)
- Recorded 3 tackles and a half-sack, tying Dwight Freeney for second in total sacks (125.5) among active players, at Pit. (12/10)
- Posted 5 tackles, including 1 sack, in a 44-20 win vs. Det. (12/3)...With the QB drop, Suggs recorded his seventh-career double-digit sacks (10.5) campaign
- Registered 2 sacks and 1 FF to halt a Texans' fourth-quarter drive for a defense that produced 3 turnovers and permitted just 66 rushing yards in a 23-16 win vs. Hou. (11/27)
- Produced 2 fourth-quarter sacks and 1 FF for a defense that forced 5 turnovers, registered 6 sacks and posted its third shutout of the season in a 23-0 win at GB (11/19)...It marked just the third time in franchise history the Ravens recorded 6 sacks and forced 5 turnovers
- Registered his 120th-career sack for a defense that allowed just 257 total yards at Ten. (11/5)



# 55 TERRELL SUGGS

- Played in his 200th-career game at Jax. (9/24, in London)
- Recorded 1 sack, 1 FF and 4 QB hits as part of a unit that forced 5 turnovers (4 INTs and 1 FR) for the second-consecutive game in a 24-10 win vs. Cle. (9/17)...It marked the first time the Ravens have registered 5 turnovers in back-to-back games in franchise history
- Produced 6 tackles, 2 sacks, 1 FF and 1 PD (which led to an INT) for a defense that forced 5 turnovers (4 INTs and 1 FR) and posted the 11th shutout in franchise history in the 20-0 svictory at Cin. (9/10)

## 2016: (BALTIMORE RAVENS – 15/15)

- Led the team in sacks (8 for -62 yards) for the eighth time in his career, also posting 35 tackles (28 solo), 3 FFs and 4 PD... Playing with a torn biceps for much of the season, helped lead a defense that allowed the NFL's fifth-fewest rushing yards (89.4 ypg) and ranked seventh overall (322.1 ypg)
- Posted 6 tackles (4 solo), including a game-high 3 TFL, in the 27-26 victory vs. Phi. (12/18)
- Produced a season-best 2 FFs and tied his season-high with 2 sacks (-17 yards) in the 19-14 win vs. Cin. (11/27)
- Helped the Ravens accumulate 2 of their 3 turnovers, forcing a fumble on a strip-sack (-8 yards) and registering a PD, leading to a CB Jerraud Powers INT, in the 28-7 win vs. Cle. (11/10)...Part of a defense that limited the Browns to 144 yards
- Registered 5 solo stops, 1 sack (-6 yards), 2 QB hits and 2 TFL as part of a defense that held the Giants to 38 rushing yards at NYG (10/16)...Suffered a biceps injury after sacking QB Eli Manning in the fourth quarter and did not return
- Recorded 3 tackles, including 1 sack, for a front seven that allowed just 60 rushing yards vs. Was. (10/9)
- Posted 3 tackles and 2 sacks for a unit that limited the Jaguars to 216 yards in the 19-17 win at Jax. (9/25)
- Registered 2 tackles, including a fourth quarter sack (-12 yards), for a defense that allowed just 160 yards, which tied for the 13th fewest in franchise history, in the 13-7 season-opening victory vs. Buf. (9/11)

## 2015: (BALTIMORE RAVENS – 1/1)

- Missed the year's final 15 games after suffering a season-ending injury (Achilles) in the season opener at Den. (9/13)
- Started for a defense that did not allow a TD and held the Broncos to just 175 passing yards before suffering a season-ending fourth-quarter injury (Achilles)

## 2014: (BALTIMORE RAVENS – 16/16, 2/2)

- Finished with 61 tackles (36 solo), adding 12 sacks (tied for the second-highest single-season total of his career) for a defense that ranked second in the league (tied with Philadelphia) with 49 sacks (Buffalo - 54)
- Teamed up with OLB Elvis Dumervil (17) to post the NFL's most sacks by a defensive duo (29)
- Started both postseason games and had 8 tackles, his first-career postseason INT and a half-sack for a defense that produced 7 sacks and allowed just 82 rushing yards

## RAVENS ALL-TIME SACKS LEADERS

Terrell Suggs, the 2011 Defensive Player of the Year and Ravens' all-time sacks leader (125.5), tallied a team-best 11 sacks in 2017. Suggs also ranks No. 2 in career Ravens tackles (907).

### RAVENS ALL-TIME SACKS (Career Leaders)

Rk.	Player (Years)	Sacks
1.	<b>Terrell Suggs (2003-17)</b>	<b>125.5</b>
2.	Peter Boulware (1997-2005)	70.0
3.	Michael McCrary (1997-2002)	51.0
4.	Ray Lewis (1996-2012)	41.5
5.	Adalius Thomas (2000-06)	38.5

- Tallied 6 tackles and 1 INT (an incredible catch secured between his legs) for a defense that held the Steelers to 68 yards rushing and produced 5 sacks in the 30-17 victory in the Wild Card at Pit. (1/3/15)
- Produced 3 tackles, 1 sack, 1 PD and 1 FR in the 20-10 playoff-clinching victory vs. Cle. (12/28)
- Registered 4 tackles and a team-leading 2.5 sacks (-18 yards) for a defense that posted a season-high 8 sacks in the 20-12 victory vs. Jax. (12/14)...Tied a franchise record with a sack in his fifth-consecutive game
- Became the 31st player in NFL history to amass 100-career sacks after producing 6 tackles (4 solo) and 1 QB drop (-6 yards) at NO (11/24)...Also recorded his 800th-career tackle
- Had 2 solo tackles, including 1 sack in the end zone – the Ravens first safety since 2008 – vs. Atl. (10/19)

## 2013: (BALTIMORE RAVENS – 16/16)

- Earned his sixth Pro Bowl invitation, leading the team with 10 sacks (fifth time in his career producing double-digit sacks)...Also had 80 tackles (47 solo) and 1 FR
- Netted 2 tackles (including his 500th-career solo stop) and 1 FR for a defense that allowed 3 points and held the Jets to 1-of-12 on third down in the 19-3 win vs. NYJ (11/24)
- Moved into second on the Ravens' all-time tackles list, passing Kelly Gregg (721) with 10 stops vs. GB (10/13)
- Recorded 5 solo tackles, including a career-high-tying 3 sacks (-15 yards), for a defense that allowed 22 rushing yards (fourth fewest by an opponent in franchise history) in the 26-23 win at Mia. (10/6)...With his sacks, Suggs tied a team record with at least 1 QB drop in five-straight games (Paul Kruger, 2012 and Adalius Thomas, 2005 and 2006)
- Led the team with a career-high 17 tackles (9 solo) and 1 sack for a defense that forced 3 turnovers at Buf. (9/29)
- Played in his 150th-career game and recorded 6 tackles (4 solo), including a sack, at Den. (9/5)

## 2012: (BALTIMORE RAVENS – 8/8, 4/4)

- Produced 22 tackles (17 solo), 2 sacks (-15 yards) and 4 PD...Missed eight games due to injury (including the first six of the season with an Achilles injury, one due to a biceps injury and another on a coach's decision to rest)

# 55 TERRELL SUGGS

- Totaled 21 tackles (13 solo), 2 sacks (-8 yards), 1 PD and 1 FF for a defense that forced 10 turnovers in four playoff games en route to winning Super Bowl XLVII
- Finished second on the team with 10 solo tackles, 2 sacks (-8 yards), 1 PD and 1 FF in the 38-35 double-OT win in the Divisional Playoff at Den. (1/12/13)
- Posted 4 solo tackles, 1 sack and 1 PD at SD (11/25)
- Had 3 tackles and 2 PD in the 55-20 win vs. Oak. (11/11)
- Played in first game of the season after returning from an Achilles injury sustained during the offseason and recorded 4 tackles (3 solo), 1 sack and 1 PD at Hou. (10/21)
- Activated from the PUP list (Achilles) on 10/20
- Was placed on the Physically Unable to Perform list (Achilles) on 8/27 and missed the season's first six weeks

## 2011: (BALTIMORE RAVENS – 16/16, 2/2)

- Was named NFL Defensive Player of the Year and earned his fifth Pro Bowl nod after leading the AFC with a career-high 14 sacks (-91 yards) and recording a single-season franchise-record 7 FFs...Also had 70 tackles, 6 PD and a career-high-tying 2 INTs
- Helped lead the NFL's third-ranked defense (288.9 ypg), which was second vs. the run and No. 1 in the red zone
- Finished third on the team with 11 tackles and 1 PD for a team that forced 7 turnovers in two playoff games
- Earned AFC Defensive Player of the Month honors (Dec./Jan.) after producing 21 tackles, 4 sacks, 2 PD and 4 FFs, helping the Ravens to a 4-1 record to close out the season
- Posted 5 solo tackles, including a career-high-tying 3 sacks (-12 yards) and a career-high 3 FFs in the 24-10 victory vs. Ind. (12/11)...With 3 sacks, Suggs established a then-single-season career high with 13 sacks...Set a franchise single-game record with his 3 FFs, earning his third Defensive Player of the Week award in 2011
- Earned AFC Defensive Player of the Week after posting 1 FF and a career-high-tying 3 sacks (-20 yards), part of a team-record-tying 9 sacks, in the 16-6 win vs. SF (11/24)
- Led the team with 13 tackles, 1 sack and 2 QB hits (one of which led to a Ravens' INT) for a defense that recorded 6 sacks vs. Ari. (10/30)
- Recorded 3 tackles and 2 QB hits for a defense that forced 4 turnovers and tied an NFL record with 3 defensive TDs in the 34-17 victory vs. NYJ (10/2)
- Earned AFC Defensive Player of the Week honors after posting 5 solo tackles and a career-high-tying 3 sacks (-25 yards), becoming the Ravens' all-time sacks leader in the 35-7 victory vs. Pit. (9/11)...Also posted 2 FFs for a defense that forced a franchise-record 7 turnovers

## 2010: (BALTIMORE RAVENS – 16/16, 2/2)

- Earned his fourth Pro Bowl after recording 58 tackles (38 solo), a team-leading 11 sacks (-73 yards), 2 PD and 2 FFs
- Had 10 tackles, a team-leading 5 sacks (-25 yards) and 1 FF for a "D" that forced 7 turnovers in two postseason games

## ACTIVE SACKS LEADERS

Entering 2018, OLB Terrell Suggs' 125.5 career sacks rank second among active players. Suggs had a team-, career- and AFC-high 14 sacks in 2011. He posted 10 QB drops during the 2013 campaign, 12 in 2014, 8 in 2016 and had 11 in 2017, when he once again led the team.

### NFL CAREER SACKS LEADERS (Active Players Entering 2018)

Rk.	Player (Team)	Sacks	Yards
1.	Julius Peppers (Car.)	154.5	934.5
2.	<b>Terrell Suggs (Bal.)</b>	<b>125.5</b>	<b>893.5</b>
3.	Cameron Wake (Mia.)	92	574.5
4.	Von Miller (Den.)	83.5	525.5
5.	Clay Matthews (GB)	80	506

- Turned in a dominant performance, recording 6 tackles (5 solo), a franchise-record-tying 3 sacks (-18 yards) and 1 FF (that was recovered by the Ravens and returned for a TD) in the Divisional Playoff at Pit. (1/15/11)
- Earned AFC Defensive Player of the Month (November) after posting 14 tackles and 4 sacks in four games
- Recorded 4 tackles, including 2 sacks (-14 yards), his first multi-sack game since 9/20/09, at Atl. (11/11)
- Netted 2 tackles, including his 60th-career sack, in the 17-14 win at Pit. (10/3)

## 2009: (BALTIMORE RAVENS – 13/13, 2/2)

- Totaled 58 tackles (41 solo), 5 PD, 4.5 sacks (-33 yards), 1 FF and 1 FR for a defense that ranked second in the AFC and third in the NFL...Missed three games with a knee injury
- Started both playoff games and posted 10 tackles, 1 sack (-9 yards), 1 FF and 1 FR
- Netted 3 tackles, 1 sack, 1 FF and 1 FR as part of a defense that allowed just 64 yards rushing in the 33-14 win in the Wild Card at NE (1/10/10)...Ravens held QB Tom Brady to a 49.1 QB rating, while forcing 4 turnovers, including 3 INTs
- Had 3 tackles and 1 sack in the playoff-clinching 21-13 win at Oak. (1/3/10)
- Played in his 100th game and posted 6 tackles, including 1 sack (-14 yards), 1 FF (on the sack, which was recovered by Dwan Edwards for a TD) and 1 PD at NE (10/4)

## 2008: (BALTIMORE RAVENS – 16/16, 3/3)

- Earned his third Pro Bowl after finishing with a career-high 102 tackles (62 solo), a team-leading 8 sacks (-69.5 yards), a career-high 11 PD, 2 FFs and 1 FR
- Tied his career high with 2 INTs, both returned for TDs (44 and 42 yards), for the NFL's second-ranked defense
- Ravens finished 2008 not allowing a 100-yard rusher in 35-consecutive games
- Posted 11 tackles (10 solo), 1 FR and a team-leading 4 sacks (-35 yards) while starting all three playoff games

# 55 TERRELL SUGGS

- Produced 2 sacks (-17 yards) despite playing with a significant shoulder injury and not practicing all week leading up to the AFC Championship at Pit. (1/18/09)
- Made 9 tackles, 2 QB hits, 2 PD and 1 INT (returned 42 yards for a TD), to seal a 10-point victory at Cle. (11/2)
- Recorded 9 tackles, including 2 TFL and 1 sack – the 50th sack of his career – in the 29-10 victory vs. Oak. (10/26)
- Earned AFC Defensive Player of the Week honors after posting 8 tackles (6 solo), 1 sack and 1 INT, which he returned 44 yards for his first-career TD, at Mia. (10/19)

## 2007: (BALTIMORE RAVENS – 16/16)

- Finished with 95 tackles (51 solo), including a team-leading 5 sacks (-34 yards)...Also recorded 7 PD and 1 FF
- Tallied 14 tackles, 1 sack and 3 QB hits at Pit. (11/5)
- Helped hold the Jets to 2.6 yards per rush, posting 6 tackles and a career-high 3 PD, vs. NYJ (9/16)

## 2006: (BALTIMORE RAVENS – 16/15, 1/1)

- Named to his second Pro Bowl after posting 86 tackles, (63 solo)...Also tied for third on the team with 9.5 sacks (-64.5 yards), adding 7 PD, 3 FFs and 2 FRs
- Started and produced a then-postseason career-high 10 tackles and 1 FF while helping hold the Colts to 2.9 yards per rush in the Divisional Playoff vs. Ind. (1/13/07)
- Registered 13 tackles (10 solo), 1 sack, 1 FF and 1 FR, helping snap the Chiefs' 18-game December home winning streak in the 20-10 win at KC (12/10)

## 2005: (BALTIMORE RAVENS – 16/16)

- Finished with 86 tackles (65 solo), 8 sacks (-64.5 yards), 6 FFs, 1 FR, 3 PD and 2 INTs (returned for 38 yards)
- Shared the defensive game ball (Adalius Thomas) when he netted 6 tackles (5 solo) and a career-high 3 sacks (-24 yards) and 1 FF in the 16-15 win vs. Hou. (12/4)

## 2004: (BALTIMORE RAVENS – 16/16)

- Earned his first-career Pro Bowl after leading the team with 10.5 sacks (third in the AFC)...Also recorded 72 tackles, 1 PD, 2 FRs and 1 FF
- Posted 7 tackles, including 1 sack vs. Dal. (11/21)...Marked the 20th sack of his career in his 26th game, tying for the fourth-fastest in NFL history to the 20-sack milestone...Also had 1 FR, which led to a Ravens' TD two plays later

## 2003: (BALTIMORE RAVENS – 16/1, 1/1)

- Finished fourth in the AFC and eighth in the NFL with a franchise rookie-record 12 sacks (-97 yards)...Also totaled 33 tackles (26 solo), 6 FFs, 4 FRs, 3 PD and 1 INT
- Became just the second Raven (Peter Boulware – 1997) to earn AP Defensive Rookie of the Year honors...Also earned Defensive Rookie of the Month (September)
- Posted 5 tackles, including 2 sacks (-9 yards), which established a new franchise rookie record with 12 sacks (Peter Boulware – 11.5 in 1997) at Cle. (12/21)
- Tied an NFL record (Santana Dotson – 1992) with a sack in each of the first four games of his career vs. KC (9/28)
- Was used mainly in passing situations at DE and recorded his third sack in as many games in the 24-10 win at SD (9/21)...Also pulled in his first-career INT
- Recorded his first-career NFL sack (-7 yards) in his first NFL game at Pit. (9/7)

## — COLLEGE —

- Became one of the most dominant pass rushers in college football history during his three-year Arizona State career, playing in 36 games (34 starts) and amassing 163 tackles (109 solo), 44 sacks, 65.5 TFL, 14 FFs, 3 FRs, 2 INTs and 9 PD
- Consensus All-American and first-team All-Pac-10 Conference selection in 2002, recording 73 tackles (44 solo), 24 sacks (school, conference and NCAA single-season record) and 31.5 TFL (school and conference single-season record)...Received the Bronko Nagurski Award (nation's top defensive player), Lombardi Trophy (nation's top lineman), Morris Trophy (Pac-10's top lineman), Hendricks Award (nation's top DE), Pac-10 Defensive Player of the Year and team MVP honors

## — HIGH SCHOOL —

- Was a *Parade* All-American in 2000 and the Gatorade Arizona Player of the Year at Hamilton (Chandler, AZ) HS... Transferred from Chandler (AZ) HS, where he was originally a blocking back and LB
- Set the Hamilton school record with 367 rushing yards and 5 TDs in a single game...Was first in the state in rushing yards (2,274), third in TDs (26) and fourth in scoring (156)... Once scored 4 TDs and had 205 yards in just three quarters
- Lettered three times in football, three times in basketball and once in track & field

## — SUGGS' COMMUNITY IMPACT —

- Teamed up with the Ravens and Verizon Wireless to "Pass It Forward" by visiting a local police station to deliver doughnuts and visit with police officers on 9/11 (2017)
- Annually hosts the "Team Sizzle Worldwide Celebrity Weekend," a charitable event to benefit the William E. Proudford Sickle Cell Fund, inspired by a chance encounter with a teen who suffers from sickle cell anemia
- Supports his alma mater, Hamilton High School (AZ), and has provided uniforms, cleats and gloves to the football team
- Organizer of an AAU basketball team (Team Sizzle) that has competed in four championships and in 2014 won the under-13 Regional Championship with a 23-1 record





# 55 TERRELL SUGGS

## 2017

### GAME-BY-GAME DEFENSE

#### RAVENS

Date/Opp.	TT	Solo	Asst.	Sacks	INT	PD	FF	FR
9/10 @ Cin.	6	5	1	2-11	0-0	1	1	0
9/17 vs. Cle.	1	1	0	1-4	0-0	0	1	0
9/24 @ Jax.	2	2	0	0-0	0-0	0	0	0
10/1 vs. Pit.	1	0	1	0-0	0-0	0	0	0
10/8 @ Oak.	4	3	1	1-6	0-0	0	0	0
10/15 vs. Chi.	4	3	1	0.5-3	0-0	0	0	0
10/22 @ Min.	5	3	2	0-0	0-0	0	0	0
10/26 vs. Mia.	1	1	0	0-0	0-0	1	0	0
11/5 @ Ten.	1	1	0	1-8	0-0	0	0	0
11/19 @ GB	2	2	0	2-12	0-0	0	1	0
11/27 vs. Hou.	4	2	2	2-15	0-0	1	1	0
12/3 vs. Det.	5	5	0	1-8	0-0	0	0	0
12/10 @ Pit.	5	3	2	0.5-4.5	0-0	1	0	0
12/17 @ Cle.	2	1	1	0-0	0-0	0	0	0
12/23 vs. Ind.	3	3	0	0-0	0-0	0	0	0
12/31 vs. Cin.	3	2	1	0-0	0-0	0	0	0
<b>Totals</b>	<b>49</b>	<b>37</b>	<b>12</b>	<b>11-71.5</b>	<b>0-0</b>	<b>4</b>	<b>4</b>	<b>0</b>

## RAVENS DEFENSIVE LEADERS

### FORCED FUMBLES (Career Leaders)

1. Terrell Suggs ..... 36
2. Ray Lewis ..... 20
3. Adalius Thomas ..... 17

### FUMBLE RECOVERIES (Career Leaders)

1. Ray Lewis ..... 20
2. Terrell Suggs ..... 13
3. Ed Reed ..... 10

### ALL-TIME TACKLES / CAREER LEADERS

Rk.	Player (Years)	Tackles
1.	Ray Lewis (1996-2012)	2,643
2.	Terrell Suggs (2003-17)	907
3.	Kelly Gregg (2001-10)	721
4.	Ed Reed (2002-12)	661
5.	Haloti Ngata (2006-14)	528

## REGULAR SEASON

Year	Team	GP	GS	TACKLES			SACKS		INTERCEPTIONS					FUMBLES		
				TT	Solo	Asst.	No.	Yards	No.	Yards	LG	TD	PD	FF	FR	Yards
2003	Baltimore	16	1	33	26	7	*#12.0	*97.0	1	11	11	0	3	*6	4	7
2004	Baltimore	16	16	72	48	24	*10.5	*83.5	0	0	0	0	1	1	2	24
2005	Baltimore	16	16	86	65	21	8.0	64.5	2	38	38	0	3	*6	1	0
2006	Baltimore	16	15	86	63	23	9.5	64.5	0	0	0	0	7	3	2	0
2007	Baltimore	16	16	95	51	44	*5.0	34.0	0	0	0	0	7	1	0	0
2008	Baltimore	16	16	102	62	40	*8.0	*69.5	2	86	44t	2	11	2	1	0
2009	Baltimore	13	13	58	41	17	4.5	33.0	0	0	0	0	5	1	1	0
2010	Baltimore	16	16	58	38	20	*11.0	*73.0	0	0	0	0	2	2	0	0
2011	Baltimore	16	16	70	50	20	*14.0	*91.0	2	9	9	0	6	**^7	0	0
2012	Baltimore	8	8	22	17	5	2.0	15.0	0	0	0	0	4	0	0	0
2013	Baltimore	16	16	80	47	33	*10.0	48.0	0	0	0	0	0	0	1	0
2014	Baltimore	16	16	61	36	25	12.0	87.0	0	0	0	0	1	0	1	0
2015	Baltimore	1	1	0	0	0	0.0	0.0	0	0	0	0	0	0	0	0
2016	Baltimore	15	15	35	28	7	*8.0	*62.0	0	0	0	0	4	*3	0	0
2017	Baltimore	16	16	49	37	12	*11.0	*71.5	0	0	0	0	4	*4	0	0
<b>Totals</b>		<b>213</b>	<b>197</b>	<b>907</b>	<b>609</b>	<b>298</b>	<b>^125.5</b>	<b>^893.5</b>	<b>7</b>	<b>144</b>	<b>44t</b>	<b>2</b>	<b>58</b>	<b>^36</b>	<b>13</b>	<b>31</b>

\*LED TEAM

\*\*LED NFL

#ROOKIE FRANCHISE RECORD

^RAVENS FRANCHISE RECORD

## CAREER SINGLE-GAME HIGHS (REGULAR SEASON)

### Total Tackles:

17 (9/29/13 at Buf.)

### Solo Tackles:

10 (12/10/06 at KC)

### Sacks:

3 5 times (last: 10/6/13 at Mia.)

### INTs:

1 7 times (last: 11/6/11 at Pit.)

### Passes Defended:

3 (9/16/07 vs. NYJ)

### Forced Fumbles:

3 (12/11/11 vs. Ind.)

### Fumble Recoveries:

1 13 times (last: 12/28/14 vs. Cle.)

## POSTSEASON

Year	Team	GP	GS	TACKLES			SACKS		INTERCEPTIONS					FUMBLES			
				TT	Solo	Asst.	No.	Yards	No.	Yards	LG	TD	PD	FF	FR	Yards	
2003	Baltimore	1	1	2	1	1	0.0	0.0	0	0	0	0	0	0	0	0	0
2006	Baltimore	1	1	10	9	1	0.0	0.0	0	0	0	0	0	1	0	0	
2008	Baltimore	3	3	11	10	1	4.0	35.0	0	0	0	0	0	0	1	0	
2009	Baltimore	2	2	10	7	3	1.0	9.0	0	0	0	0	0	1	1	0	
2010	Baltimore	2	2	10	9	1	5.0	25.0	0	0	0	0	0	1	0	0	
2011	Baltimore	2	2	11	7	4	0.0	0.0	0	0	0	0	1	0	0	0	
2012	Baltimore	4	4	21	13	8	2.0	8.0	0	0	0	0	1	1	0	0	
2014	Baltimore	2	2	8	3	5	0.5	2.0	1	3	3	0	1	0	0	0	
<b>Totals</b>		<b>17</b>	<b>17</b>	<b>83</b>	<b>59</b>	<b>24</b>	<b>12.5</b>	<b>79.0</b>	<b>1</b>	<b>3</b>	<b>3</b>	<b>0</b>	<b>3</b>	<b>4</b>	<b>2</b>	<b>0</b>	

## SIZZLE FAST FACT

- The Ravens are 72-30 all time when OLB Terrell Suggs records at least a half-sack and 20-1 when he tallies 2-or-more sacks. Baltimore is also 5-0 when "Sizzle" posts 3 sacks in a game.

9

PLACEKICKER  
6-1 | 183**JUSTIN TUCKER**

COLLEGE: TEXAS HS: WESTLAKE (AUSTIN, TX)

BORN: 11/21/89, HOUSTON, TX

EXP. (NFL/RAVENS): 7/7 GP/GS (PLAYOFFS): 96/0 (6/0)



## — CAREER HIGHLIGHTS —

- Is the most accurate kicker in NFL history at 90.2%, connecting on 202 of 224 FG attempts
- Has registered five seasons with 30-plus field goals made, which ties David Akers, John Carney and Stephen Gostkowski for the most in NFL history
- In 2016, earned his second Pro Bowl invitation and was a unanimous first-team All-Pro selection after producing perhaps the greatest season ever by an NFL kicker... Scored a single-season franchise-record 141 points, connecting on 38 of 39 FGs (lone miss was a block) and 27 of 27 PATs...Tucker's 38 FGs ranked first in the NFL, while he was 10-for-10 from 50-plus yards, tying (Blair Walsh, 2012) for the most such kicks in NFL single-season history...An NFL single-season record 24 of Tucker's 38 FGs made came from 40 yards or beyond (he was 24-of-24 on such boots)
- Fastest kicker in NFL history to make 100 FGs (50 games) and to reach the 500-point milestone (60 games), overtaking Hall of Famer Jan Stenerud (61 games)
- Became the fastest pure kicker in league history to reach the 800-point milestone in his 95th game...Only Gino Cappelletti (a WR/kicker combo from 1960-70) did it faster (93 games)
- His seven-career AFC Special Teams Player of the Week Awards are the most in franchise history
- Since 2012, ranks first in the NFL with 202 FGs made, while his 811 points rank second to Stephen Gostkowski (901)
- Owns 12-career game-winning FGs (11 regular season and 1 playoff), connecting on 8 of those in road games
- Became just the ninth kicker in league history to make 3 FGs of 50-plus yards in a single game, connecting on kicks of 52, 57 & 54 yards, vs. Cin. (11/27/16)
- Since PATs were moved back in 2015, Tucker (95-of-95) is the NFL's only kicker yet to miss
- Established then-single-season team records with 38 FGs made and 140 points in 2013...Made 33-straight FGs, ranking now as the seventh-longest streak in NFL history
- Kicked a franchise-record 61-yard game-winning FG as part of a franchise-record 6 FGs (29, 24, 32, 49, 53 and 61) in the 18-16 victory at Det. (12/16/13), becoming the only kicker in NFL history to kick FGs from the 20-, 30-, 40-, 50- and 60-yard ranges in a single game
- Tucker is a four-time AFC Special Teams Player of the Month, which ranks one more than legends S Ed Reed & K Matt Stover for the most POM awards in Ravens franchise history

## — KEY TRANSACTIONS —

- Re-signed (four-year deal) with Baltimore on 7/15/16
- Originally signed with the Ravens as a RFA on 5/29/12

## — HONORS —

- Two-time Pro Bowler (2013, 2016)
- *Associated Press* first-team All-Pro (2013, 2016)
- *Associated Press* second-team All-Pro (2017)
- PFWA first-team All-Pro (2013, 2016)
- PFWA All-AFC (2017)
- Pro Bowl first alternate (2017)
- AFC Special Teams Player of the Month (November, 2017; September, 2016; November, 2014; November, 2013)
- AFC Special Teams Player of the Week (Week 12, 2016; Week 8, 2015; Week 4, 2015; Week 3, 2014; Week 15, 2013; Week 12, 2013; Week 10, 2013)
- GMC "Never Say Never" Moment (Week 15, 2013)
- *USA Today* All-Joe Team (2012)

## — PERSONAL —

- He and wife, Amanda, have a son, Easton (2)
- Can sing opera in seven different languages: English, Spanish, French, German, Italian, Latin and Russian
- Sang "Ave Maria" and "O Holy Night" at the Catholic Charities Christmas Festival at the Baltimore Basilica (2015-16)...Was on the 2018 CBS show "Most Valuable Performer" and won the competition by singing "Ave Maria"
- Likes to do impressions of celebrities such as George W. Bush, Matthew McConaughey, Christopher Walken and former teammate Ray Lewis
- Pre-game ritual is to lay out his entire uniform (helmet to cleats) on the floor in front of his locker, just as childhood football hero Deion Sanders did

## — SEASON RECAPS —

**2017: (BALTIMORE RAVENS – 16/0)**

- Earned *Associated Press* second-team All-Pro honors after connecting on 34 of 37 FGAs and tying his franchise record of 141 total points...Tucker made his last 19 kicks, and his lone misses on the season were from 46 (blocked), 58 and 62 yards
- Connected on 3 FGAs, scoring his 800th-career point and becoming the fastest pure kicker in league history to reach the 800 milestone in the 23-16 victory vs. Ind. (12/23)
- Made all 3 of his FG attempts (38, 46, 51) and went a perfect 5-of-5 on PATs, helping the Ravens produce a season high in points in the 44-20 win vs. Det. (12/3)

# 9 JUSTIN TUCKER

- Named AFC Special Teams Player of the Month for November after converting on 8-of-8 FGAs and 6-of-6 on PATs in the month
- Scored 11 points, connecting on both PATs and all 3 FGAs (53, 31, 49) in a 23-16 win vs. Hou. (11/27)
- Scored his 700th-career point, connecting on 3 of 3 FGAs and 3 PATs in the 30-17 victory at Oak. (10/8)

## 2016: (BALTIMORE RAVENS – 16/0)

- Earned his second Pro Bowl invitation and was a unanimous first-team All-Pro selection after producing perhaps the greatest season ever by an NFL kicker...Scored a single-season franchise-record 141 points, connecting on 38 of 39 FGs (lone miss was a block) and 27 of 27 PATs
- Tucker's 38 FGs ranked first in the NFL, while he was 10-for-10 from 50-plus yards, tying (Blair Walsh, 2012) for the most such kicks in NFL single-season history...An NFL single-season record 24 of Tucker's 38 FGs made came from 40 yards or beyond (he was 24-of-24 on such boots)
- Produced 13 points hitting all 4 FGAs and 1 PAT at Pit. (12/25)
- Connected on his 10th FG of 50-plus yards in 2016, tying Blair Walsh (2012) for the most in NFL single-season history in the 27-26 win vs. Phi...Improved to 10-of-10 from 50-plus in 2016 and made a 47-yard FG and all 3 of his PATs
- Posted 11 points, connecting on 3 of 4 FGAs and 2 PATs at NE (12/12)...Tucker's streak of 35 consecutive FGs made was snapped when his first attempt was blocked...Streak ties (Adam Vinatieri, 2013-14) for the fifth longest of all time
- Connected on his 35th-straight FGA by converting a 55-yard boot and made all 5 PATs in the 38-6 win vs. Mia. (12/4)
- Earned AFC Special Teams Player of the Week after recording his fifth-career game with multiple 50-yard FGs made, becoming the first NFL kicker to make 3 FGs of 50-plus yards in the first half of a game, in the 19-14 victory vs. Cin. (11/27)...Finished 4-of-4 on FGAs (52, 57, 54, 36)
- Recorded his 12th game-winning FG on a 53-yarder with 1:02 left in the 19-17 win at Jax. (9/25)
- Kicked his 11th-career game-winner (49 yards) to spur Baltimore's second-largest comeback (20 points) in team history in the 25-20 win at Cle. (9/18)

## 2015: (BALTIMORE RAVENS – 16/0)

- Converted 33 of 40 FGAs and all 29 PATs (128 total points), becoming the fastest kicker in NFL history to score 500 points (60 games) in a career
- Made 50- and 37-yard FGs in the 20-17 victory vs. Pit. (12/27)
- Connected on 2 FGAs (38 and 31 yards) and 1 PAT to become the fastest kicker in NFL history to score 500 points (60 games) at Mia. (12/6)
- Converted his 10th-career game-winning FG from 47 yards in the 16-13 victory vs. STL (11/22)
- Named AFC Special Teams Player of the Week for the sixth time in his career after connecting on 5 FGs, including a 39-yard game-winner, in the 29-26 victory vs. SD (11/1)



## TUCKER IS NO. 1 ALL TIME

Entering 2018, K Justin Tucker is the NFL's most accurate kicker of all time, hitting on 202 of 224 FGAs to produce a 90.2 success rate. In 2017, he made 34 of 37 attempts (including 19 straight to close the year). His lone misses came from 58, 62 and 46 (blocked) yards.

### BEST CAREER FIELD GOAL PERCENTAGE (NFL History / Min. 100 Att.)

Rk.	Player	FGM-FGA	Pct.
1.	<b>Justin Tucker</b>	<b>202-224</b>	<b>90.2</b>
2.	Dan Bailey	186-211	88.2
3.	Stephen Gostkowski	340-388	87.6
4.	Stephen Hauschka	220-252	87.3
5.	Robbie Gould	325-374	86.9

- Earned his fifth-career AFC Special Teams Player of the Week award after scoring the game's final 10 points, including the game-tying and game-winning FGs, in the 23-20 come-from-behind, OT victory at Pit. (10/1)...Kicked a game-winning FG (52-yarder) to seal the victory...His 52-yard game-winner is the longest FG by an opponent at Heinz Field and ties (Jeff Reed, 2010) for longest overall
- Became the fastest kicker in NFL history to make 100 FGs, doing so in his 50th career contest, after connecting from 22, 21, 37 and 21 yards at Oak. (9/20)

## 2014: (BALTIMORE RAVENS – 16/0, 2/0)

- Connected on 29 of 34 FGAs and all 42 PATs for 129 points... Also, by scoring his 401st point in the season finale, Tucker became the second-fastest kicker in NFL history to reach the 400-point milestone, doing so in his 48th NFL game (Hall of Famer Jan Stenerud, 47 games)
- Connected on all 4 FGAs (28, 45, 52 and 25) and was true on all 7 PATs, totaling 19 points in two postseason contests
- Earned AFC Special Teams Player of the Month (Nov.) after scoring 33 points, connecting on all 7 FGAs and 12 PATs
- Produced 15 points, connecting on all 4 FGAs and all 3 PATs (his 100th-consecutive PAT) vs. SD (11/30)
- Connected on all 6 PATs and 2 of 3 FGAs (46, 49 and his 64-yard attempt was blocked) in the 48-17 win at TB (10/12)
- Earned AFC Special Teams Player of the Week honors after connecting on a 32-yard game-winner as time expired in the 23-21 victory at Cle. (9/21)...Finished with 11 points on 3 FGAs and 2 PATs...Passed K Billy Cundiff (294) for second place on the Ravens' career scoring list with 301
- Contributed 14 points, connecting on all 4 FGAs and both PATs in the 26-6 victory vs. Pit. (9/11)

## 2013: (BALTIMORE RAVENS – 16/0)

- Earned his first-career Pro Bowl nod after posting a then-franchise-record 140 points, including a franchise-record 38 FGM (on 41 attempts) and the third-highest FG percentage in Ravens history (92.7)...Made an impressive 33-consecutive FGs, the fifth-longest streak in NFL history



## 9 JUSTIN TUCKER

- Kicked a franchise-record 61-yard game-winning FG, as part of a franchise-record 6 FGs (29, 24, 32, 49, 53, 61), in the 18-16 victory at Det. (12/16), becoming the only kicker in NFL history to kick FGs from 20-, 30-, 40-, 50- and 60-yard range in a single game
- Earned Special Teams Player of the Week and GMC “Never Say Never” Moment of the Week honors after kicking a franchise-record 61-yard game-winning FG, as part of a franchise-record 6 FGs (29, 24, 32, 49, 53, 61) in the 18-16 victory at Det. (12/16)
- Made all 5 FGAs (16 points) in the 22-20 win vs. Pit. (11/28)
- Named AFC Special Teams Player of the Month (November) after making all 14 FGAs and 7 PATs (49 points) in five games
- Named AFC Special Teams Player of the Week for the second time in three weeks, scoring 13 points by hitting all 4 FGAs and 1 PAT in the 19-3 win vs. NYJ (11/24)
- Earned AFC Special Teams Player of the Week honors after kicking his fifth-career game-winning FG (a 46-yarder in OT), as well as another FG in regulation (36 yards) and 2 PATs in the 20-17 win vs. Cin. (11/10)
- Totaled 14 points after connecting on 4 FGAs and both PATs in the 26-23 victory at Mia. (10/6)...His 44-yard FG with 1:42 remaining sealed the victory

### 2012: (BALTIMORE RAVENS – 16/0, 4/0)

- Named to *USA Today's* All-Joe Team, finishing with 132 points (rookie franchise record)...Connected on 90.9% of his FGAs (30 of 33), the second-best mark in franchise history and second best by a rookie kicker in NFL history



### — TUCKER'S COMMUNITY IMPACT —

- Helped distribute coats and warm weather gear to homeless men at the annual Helping Up Mission Coat Distribution (2017)
- Competed in the Player Philanthropy Fund (PPF) Celebrity Cornhole Challenge fundraiser (2017)
- Co-hosted Holiday Party for Mount Washington Pediatric Hospital fundraiser (2017)
- Teamed up with the Ravens and Verizon Wireless to launch a community-wide “Pass It Forward” campaign that included a day of activities planned throughout the Baltimore area to surprise Ravens fans with random acts of kindness (2016)
- Joined former Ravens LB Jameel McClain to host the seventh annual 53 Families Foundation Thanksgiving Dinner and served food to 500 members of the community (2016)
- Performed “Ave Maria” at the Catholic Charities Christmas Festival that benefitted Gallagher Services, which supports adults with intellectual and developmental disabilities (2015-16)
- Supported former Ravens CB/RS Lardarius Webb at his Celebrity Softball Game (2016-17) and annual Thanksgiving food distribution at Webster Kendrick Boys and Girls Club (2015)... Also joined fellow Raven O.J. Brigance in the Brigance Brigade Zumbathon for ALS at the Downtown Merritt Athletic Club (2015, 2017-18)
- Participated in the Ravens 11th annual Holiday Helpers event at Target to shop for holiday gifts with Baltimore youth in need (2015)
- Attended TEAM CASA, the official charity team of the Maryland CASA Association, a fundraising event for the Baltimore Running Festival (2015)
- Annually supports Ravens’ community efforts...Volunteered with teammates and Ravens staff to support Habitat for Humanity of the Chesapeake in the building of 18 brand new rowhomes, three of which were funded by the Ravens Foundation, Inc., in the Washington Village neighborhood of Baltimore City (2013)...Presented keys for those three rowhomes to new homeowners in an unveiling ceremony (2014)
- Represented the Ravens at ribbon-cutting ceremonies for the City Springs Community Athletic Complex (2014) and Patterson Park’s Youth Sports and Education Center (2013)
- Served as a host for the annual Goodwill Gridiron Halloween Party, a fundraiser with proceeds benefitting Goodwill Industries of the Chesapeake (2014-16)
- Joined Healthy Harbor Baltimore in bringing awareness to GamePlanEarth, a season-long environmental initiative established and led by the Ravens to help make Baltimore more sustainable (2014)
- Supports team holiday events such as the annual Union Memorial Hospital visit (2014) and the annual coat distribution to homeless men at the Helping Up Mission (2013-14)
- Served a Thanksgiving-themed meal and read stories to children at Paul’s Place homeless shelter (2014)
- Joined former Ravens kicker Matt Stover for a holiday reading at Kennedy Krieger’s annual Festival of Trees (2014)
- Participated in events that promote PLAY 60, the NFL movement for an active generation...including the Hispanic Heritage Football Clinic (2012), the Hometown Huddle Ravens’ TEAM Challenge (2012-13) and Fuel Up to PLAY 60 Rewards Assembly (2014)

# 9 JUSTIN TUCKER

## MOST FIELD GOALS SINCE 2012

From 2012 (when he entered the NFL as a rookie free agent) to 2017, K Justin Tucker produced the NFL's most made field goals (202). His 811 points during this span stand second only to NE's Stephen Gostkowski (901).

### MOST FIELD GOALS MADE / 2012-17

Rk.	Player (Team)	FGM
1.	<b>Justin Tucker (Bal.)</b>	<b>202</b>
2.	Stephen Gostkowski (NE)	199
3.	Stephen Hauschka (Buf.)	179

### MOST POINTS SCORED / 2012-17

Rk.	Player (Team)	Points
1.	Stephen Gostkowski (NE)	901
2.	<b>Justin Tucker (Bal.)</b>	<b>811</b>
3.	Stephen Hauschka (Buf.)	766

- Hit all 42 of his PATs, establishing a Ravens' single-season franchise record
- Became the Ravens' single-season leader of 50-yard FGs (4, broken with 6 in 2013 and then 10 in 2016)...Became the first rookie in NFL history to make 2 50-plus-yard FGs in two games
- One of only two rookie free agents (Deonte Thompson) to make the Ravens' 53-man opening-day roster
- Posted 28 points (4 FGs and 16 PATs), helping the Ravens score 124 points in four playoff games en route to winning Super Bowl XLVII
- Nailed the game-winning 47-yard FG in double-OT and connected on all 5 PATs in the 38-35 victory in the Divisional Playoff at Den. (1/12/13)
- Connected on all 4 PATs and both FGAs, including a 38-yarder with 5:38 remaining in the fourth quarter to extend the Ravens' lead to 34-29, in the 34-31 victory in Super Bowl XLVII vs. SF (2/3/13)
- Kicked a game-winning FG (38-yarder) with 1:07 remaining in the 16-13 OT victory at SD (11/25)...Was 3-of-3 on FGAs (including a game-tying 38-yarder as time expired in regulation to tie the game)
- Posted 13 points, while connecting on a franchise-record 7 PATs and both FGAs, as part of a team-record 55-point output vs. Oak. (11/11)

- Made both FGAs (51 and 54 yards) and 1 PAT at Hou. (10/21)
- Connected on all 3 FGAs (28, 26 and 39) in the 9-6 victory over the Chiefs at KC (10/7)...Also posted his first-career special teams tackle against the Chiefs
- Kicked his first game-winning FG (a 27-yarder as time expired) in the 31-30 victory vs. NE (9/23)
- Was true on all 3 FGAs, including a 56-yarder, and 2 PATs at Phi. (9/16)...The 56-yard FG tied a then-team record (Wade Richey)...Became the first rookie in NFL history to make 3 FGs of 48 yards or more in a single game
- Played in his first-career NFL game and connected on all 5 PATs and 3 FGAs vs. Cin. (9/10)

## — COLLEGE —

- Kicked in a variety of roles during his four seasons at Texas, handling kickoff duties in 52 games and placekicking in 25 contests...Posted 190-career points by hitting 40 of 48 FGAs (83.3%, third in UT history) and all 71 PATs...Also a rugby-style punter, registering 155 punts for 6,283 yards (40.5 avg.)
- Saw action in all 13 games as a senior in 2011, making 17 of 21 FGAs (81.0%), including a 52-yard long...Earned second-team All-Big 12 honors by the *Associated Press* and one of UT's Frank Denius Most Valuable Special Teams Player Awards...Averaged 64.5 yards per kickoff with 12 TBs, adding 63 punts for 2,471 yards (39.2 avg.)...Connected on the game-winning FG at in-state rival Texas A&M, earning Big 12 Special Teams Player of the Week honors
- Handled kickoff and punting duties as a sophomore in 2009 for the 13-1 Longhorns, who earned a spot in the BCS National Championship game...Kicked off 99 times for an average of 62.3 yards per kick, adding 14 TBs
- Majored in music at Texas

## — HIGH SCHOOL —

- Prepped at Westlake (Austin, TX) HS, where he was a three-year letterman, also playing CB, WR and safety
- Connected on 30 of 44 FGAs and 155 of 162 PATs, ranking as ESPN's No. 3 placekicker in the nation
- Earned third-team 5A All-State by the Texas Sports Writers Association and first-team All-District as a senior...Added 8 receptions for 185 yards and 2 TDs as a receiver
- Also lettered while playing for the soccer team

## TUCKER'S GAME-WINNERS

12

### Career game-winning field goals by K Justin Tucker:

- **2016:** Week 3 at Jax., 53 yards
- **2016:** Week 2 at Cle., 49 yards
- **2015:** Week 11 vs. STL, 47 yards
- **2015:** Week 8 vs. SD, 39 yards
- **2015:** Week 4 at Pit., 52 yards OT
- **2014:** Week 3 at Cle., 32 yards
- **2013:** Week 15 at Det., 61 yards
- **2013:** Week 10 vs. Cin., 46 yards OT
- **2013:** Week 5 at Mia., 44 yards
- **2012:** Div. at Den., 47 yards 2OT
- **2012:** Week 12 at SD, 38 yards OT
- **2012:** Week 3 vs. NE, 27 yards

# 9 JUSTIN TUCKER

## REGULAR SEASON

Year	Team	GP	FIELD GOALS				POINT AFTER TOUCHDOWNS				Points
			FG Made-Att.	Percent	LG	BLK	PAT Made-Att.	Percent	BLK		
2012	Baltimore	16	30-33	90.9	56	0	42-42	100.0	0	132	
2013	Baltimore	16	38-41	92.7	61	0	26-26	100.0	0	140	
2014	Baltimore	16	29-34	85.3	55	1	42-42	100.0	0	129	
2015	Baltimore	16	33-40	82.5	52	0	29-29	100.0	0	128	
2016	Baltimore	16	38-39	97.4	57	1	27-27	100.0	0	141	
2017	Baltimore	16	34-37	91.9	57	1	39-39	100.0	0	141	
<b>Totals</b>		<b>96</b>	<b>202-224</b>	<b>90.2</b>	<b>61</b>	<b>3</b>	<b>205-205</b>	<b>100.0</b>	<b>0</b>	<b>811</b>	

**SPECIAL TEAMS TACKLES (5):** 2012 (1); 2015 (1); 2017 (3)

**Additional Statistics:** Threw an incomplete pass on a fake FG attempt vs. Was. (10/9/16)

## CAREER SINGLE-GAME HIGHS (REGULAR SEASON)

### SCORING:

**Most Points Scored:** 18 (12/16/13 at Det.)

### PATs:

**Number Attempted:** 7 (11/11/12 vs. Oak.)

**Number Made:** 7 (11/11/12 vs. Oak.)

**Consecutive PATs Made:** 205 (9/10/12-present)

### FIELD GOALS

**Number Attempted:** 6 (12/16/13 at Det.)

**Number Made:** 6 (12/16/13 at Det.)

**Longest Attempted:** 64 (10/12/14 at TB)

**Longest Made:** 61 (12/16/13 at Det.)

## POSTSEASON

Year	Team	GP	FIELD GOALS				POINT AFTER TOUCHDOWNS				Points
			FG Made-Att.	Percent	LG	BLK	PAT Made-Att.	Percent	BLK		
2012	Baltimore	4	4-4	100.0	47	0	16-16	100.0	0	28	
2014	Baltimore	2	4-4	100.0	52	0	7-7	100.0	0	19	
<b>Totals</b>		<b>6</b>	<b>8-8</b>	<b>100.0</b>	<b>52</b>	<b>0</b>	<b>23-23</b>	<b>100.0</b>	<b>0</b>	<b>47</b>	

## REGULAR SEASON

Year	Team	1-19	20-29	30-39	40-49	50+	Total	Percent
2012	Baltimore	0-0	8-8	8-8	10-13	4-4	30-33	90.9
2013	Baltimore	0-0	10-10	12-13	10-11	6-7	38-41	92.7
2014	Baltimore	0-0	10-10	11-11	4-4	4-9	29-34	85.3
2015	Baltimore	0-0	10-10	9-9	10-11	4-10	33-40	82.5
2016	Baltimore	0-0	4-4	10-11	14-14	10-10	38-39	97.4
2017	Baltimore	0-0	7-7	11-11	11-12	5-7	34-37	91.9
<b>Totals</b>		<b>0-0</b>	<b>49-49</b>	<b>61-63</b>	<b>59-65</b>	<b>33-47</b>	<b>202-224</b>	<b>90.2</b>
<b>Percent</b>		<b>0.0</b>	<b>100.0</b>	<b>96.8</b>	<b>90.8</b>	<b>70.2</b>	<b>90.2</b>	

(playoff games in gold)

**2012 GAME-BY-GAME:** (46, 40, 39); (56, 51, 48); (27); (45, 47WR); (28, 26, 39); (38); (51, 54); (43); (48, 34); (26, 41WR, 39); (43, 38, 38); (45, 23); (); (45); (23, 21, 30, 29); (45WL, 49); (23); (47); (); (19, 38)

**2013 GAME-BY-GAME:** (25, 30); (50WR, 44WR); (28, 45, 43); (35, 24); (42, 50, 25, 44); (23); (46, 38, 32); (51); (36, 46); (52, 21); (30, 26, 33, 53); (43, 34, 38, 45, 48); (); (29, 24, 32, 49, 53, 61); (37WL); (38, 22, 34)

**2014 GAME-BY-GAME:** (55WR, 38); (30, 23, 22, 20); (38, 21, 32); (57WL, 30); (52, 27); (46, 64B, 49); (38, 38); (45, 50, 53); (46); (); (31, 55); (33, 21, 29, 31); (); (22, 54SH, 54LU, 33); (); (25, 28); (28, 45, 52); (25)

**2015 GAME-BY-GAME:** (52, 44); (22, 21, 37, 31); (50WR, 21); (40, 42, 52); (51WL, 23); (22, 36, 45RU); (44); (48, 29, 48, 45, 39); (58WR); (51WR, 25, 20, 51WR, 47); (49, 35); (38, 31, 55WR); (28, 30); (); (37, 50); (28, 50, 49)

**2016: GAME-BY-GAME:** (50, 37); (52, 49, 41); (43, 42, 37, 54); (24, 43); (31); (23, 39, 35); (50, 49, 44); (49, 42); (25, 40); (46); (52, 57, 54, 36); (55); (34B, 50, 38); (53, 47); (41, 38, 46, 23); (30)

**2017: GAME-BY-GAME:** (25, 25); (58WR, 28); (); (62SH, 42); (22, 21, 44) (27, 31, 50); (48, 57, 47); (55, 48, 46B); (30, 49); (32, 39, 23); (53, 31, 49); (38, 46, 51); (47); (31, 43); (30, 39, 36); (46, 34)

## POSTSEASON

Year	Team	1-19	20-29	30-39	40-49	50+	Total	Percent
2012	Baltimore	1-1	1-1	1-1	1-1	0-0	4-4	100.0
2014	Baltimore	0-0	2-2	0-0	1-1	1-1	4-4	100.0
<b>Totals</b>		<b>1-1</b>	<b>3-3</b>	<b>1-1</b>	<b>2-2</b>	<b>1-1</b>	<b>8-8</b>	<b>100.0</b>
<b>Percent</b>		<b>100.0</b>	<b>100.0</b>	<b>100.0</b>	<b>100.0</b>	<b>100.0</b>	<b>100.0</b>	



# 96

DEFENSIVE END  
6-7 | 300



## BRENT URBAN

COLLEGE: VIRGINIA HS: LORNE PARK SECONDARY (MISSISSAUGA, ONTARIO)

BORN: 5/5/91, BRAMPTON, ONTARIO

EXP. (NFL/RAVENS): 5/5 GP/GS (PLAYOFFS): 25/3 (0/0)



### — KEY TRANSACTIONS —

- Placed on Injured Reserve (foot) on 9/27/17
- Activated from IR-Designated for Return on 11/27/15
- Placed on IR-Designated for Return (biceps) on 9/8/15
- Placed on Injured Reserve (knee) on 8/25/14
- Originally selected by the Ravens in the fourth round (134th overall) of the 2014 NFL Draft

### — CAREER HIGHLIGHTS —

- In 2016, recorded 10 tackles, 2 sacks (-9 yards) and 2 PD for the league's seventh-ranked unit (322.1 ypg)
- Has blocked 2 FGAs in his career in clutch moments... Blocked a FGA in the fourth quarter in a 19-17 win at Jax. (9/25/16) and also blocked a FGA (returned 64 yards for the game-winning TD by S Will Hill III) in his NFL debut on Monday Night Football at Cle. (11/30/15)
- Saw his first-career NFL action, posting 11 tackles (6 solo) and 1 sack (-3 yards) in six games in 2015

### — PERSONAL —

- Was an imposing figure at left wing for one of North America's top junior hockey teams, the Triple-A Mississauga Ice Dogs...His teammates included NHL players Ryan Ellis (Nashville Predators), Casey Cizikas (New York Islanders) and Jamie Devane (Ontario Reign, the AHL affiliate of the LA Kings)
- Selected as the 15th-overall pick in the 2013 Canadian Football League Draft by the Hamilton Tiger-Cats, but opted to pursue an NFL career instead

### — SEASON RECAPS —

#### 2017: (BALTIMORE RAVENS – 3/3)

- Started three games and posted 4 tackles for a unit that led the league in both takeaways (34) and INTs (22)...Missed the final 13 games on IR with a foot injury
- Started before leaving the game in the second quarter with a foot injury at Jax. (9/24, in London)
- Recorded 3 tackles for a unit that forced 5 turnovers (4 INTs and 1 FR) for the second-consecutive game in a 24-10 win vs. Cle. (9/17)...It marked the first time the Ravens have registered 5 turnovers in back-to-back games in franchise history
- Made his first-career start for a defense that forced 5 TOs (4 INTs and 1 FR) and posted the 11th shutout in franchise history in the 20-0, season-opening win at Cin. (9/10)

#### 2016: (BALTIMORE RAVENS – 16/0)

- Produced 10 tackles (7 solo), 2 PD and a single-season career-high 2 sacks (-9 yards) for a defense that allowed the NFL's fifth-fewest rushing yards (89.4 ypg) and ranked seventh overall (322.1 ypg)...Baltimore is one of three teams (Den. & Sea.) to rank in the NFL's Top 10 in total defense in each of the past three seasons
- Had 1 sack for a defense that produced 3 INTs and allowed just 277 total yards in the 38-6 win vs. Mia. (12/4)
- Blocked a critical FGA in the fourth quarter, keeping the Ravens within 2 points and leading to a game-winning 53-yard FG by K Justin Tucker on the ensuing offensive possession in the 19-17 win at Jax. (9/25)
- Matched a career high with 1 sack (-7 yards) for a defense that posted a shutout in the final three quarters in a 25-20, come-from-behind win at Cle. (9/18)

#### 2015: (BALTIMORE RAVENS – 6/0)

- Saw his first-career NFL action, posting 11 tackles (6 solo), 1 sack and 1 blocked FG, for the NFL's eighth-ranked defense (337.4 ypg), which finished No. 2 overall (291.1 ypg) over the season's final eight games
- Activated from Injured Reserve-Designated for Return (biceps) on 11/27 after being injured in training camp on 8/6
- Recorded his first-career sack for a defense that held the Chiefs to 277 total net yards vs. KC (12/20)
- Posted 5 tackles (4 solo), both career highs, vs. Sea. (12/13)
- Posted his first-career tackles (2) and blocked a potential game-winning FGA (fifth-straight game in which Baltimore blocked a kick) in his NFL debut in the 33-27 victory at Cle. (11/30)...S Will Hill III scored (64 yards) on the blocked FGA

#### 2014: (BALTIMORE RAVENS – 0/0, 0/0, INJURED RESERVE)

- Spent his rookie season on Injured Reserve due to a knee injury suffered in training camp...Placed on IR on 8/25/14

### — COLLEGE —

- Played in 36 games (20 starts) at Virginia, totaling 75 tackles (26 solo), 16.5 TFL (-48 yards), 3 sacks (-15 yards), 2 FRs, 1 FF and 11 PD
- Posted a career-high 40 tackles (13 solo), 1 sack, 11.5 TFL (-34 yards) and 9 PD (led all NCAA down linemen), earning honorable mention All-ACC accolades as a senior in 2013... Was limited by a high ankle sprain for much of the year
- Redshirted as a true freshman in 2009
- Earned a general studies degree from Virginia

# 96 BRENT URBAN

## — HIGH SCHOOL —

- Prepped at Lorne Park (Mississauga, Ontario) Secondary School, where he was a two-time *Toronto Star* All-Star
- Recorded 16 TFL, 10 sacks and 8 PD as a junior
- Also played basketball and junior hockey

### 2017

#### GAME-BY-GAME DEFENSE

##### RAVENS

Date/Opp.	TT	Solo	Asst.	Sacks	INT	PD	FF	FR
9/10 @ Cin.	1	1	0	0-0	0-0	0	0	0
9/17 vs. Cle.	3	2	1	0-0	0-0	0	0	0
9/24 @ Jax.	0	0	0	0-0	0-0	0	0	0
10/1 vs. Pit.				INJURED RESERVE - FOOT				
10/8 @ Oak.				INJURED RESERVE - FOOT				
10/15 vs. Chi.				INJURED RESERVE - FOOT				
10/22 @ Min.				INJURED RESERVE - FOOT				
10/26 vs. Mia.				INJURED RESERVE - FOOT				
11/5 @ Ten.				INJURED RESERVE - FOOT				
11/19 @ GB				INJURED RESERVE - FOOT				
11/27 vs. Hou.				INJURED RESERVE - FOOT				
12/3 vs. Det.				INJURED RESERVE - FOOT				
12/10 @ Pit.				INJURED RESERVE - FOOT				
12/17 @ Cle.				INJURED RESERVE - FOOT				
12/23 vs. Ind.				INJURED RESERVE - FOOT				
12/31 vs. Cin.				INJURED RESERVE - FOOT				
<b>Totals</b>	<b>4</b>	<b>3</b>	<b>1</b>	<b>0-0</b>	<b>0-0</b>	<b>0</b>	<b>0</b>	<b>0</b>



### REGULAR SEASON

Year	Team	GP	GS	TACKLES			SACKS		INTERCEPTIONS					FUMBLES			
				TT	Solo	Asst.	No.	Yards	No.	Yards	LG	TD	PD	FF	FR	Yards	
2014	Baltimore	0	0	INJURED RESERVE - KNEE			--	--	--	--	--	--	--	--	--	--	--
2015	Baltimore	6	0	11	6	5	1.0	3.0	0	0	0	0	0	0	0	0	0
2016	Baltimore	16	0	10	7	3	2.0	9.0	0	0	0	0	2	0	0	0	0
2017	Baltimore	3	3	4	3	1	0.0	0.0	0	0	0	0	0	0	0	0	0
<b>Totals</b>		<b>25</b>	<b>3</b>	<b>25</b>	<b>16</b>	<b>9</b>	<b>3.0</b>	<b>12.0</b>	<b>0</b>	<b>0</b>	<b>0</b>	<b>0</b>	<b>2</b>	<b>0</b>	<b>0</b>	<b>0</b>	<b>0</b>

### CAREER SINGLE-GAME HIGHS (REGULAR SEASON)

#### Total Tackles:

5 (12/13/15 vs. Sea.)

#### Solo Tackles:

4 (12/13/15 vs. Sea.)

#### Sacks:

1 3 times (last: 12/4/16 vs. Mia.)

#### INTs:

None

#### Passes Defensed:

1 2 times (last: 11/27/16 vs. Cin.)

#### Forced Fumbles:

None

#### Fumble Recoveries:

None

**Additional Statistics:** Has blocked 2 FGAs: 9/25/16 vs. Jax. and 11/30/15 at Cle. (which was returned 64 yards for the game-winning TD by S Will Hill III)

### POSTSEASON

Year	Team	GP	GS	TACKLES			SACKS		INTERCEPTIONS					FUMBLES			
				TT	Solo	Asst.	No.	Yards	No.	Yards	LG	TD	PD	FF	FR	Yards	
2014	Baltimore	0	0	INJURED RESERVE - KNEE			--	--	--	--	--	--	--	--	--	--	--
<b>Totals</b>		<b>0</b>	<b>0</b>	<b>0</b>	<b>0</b>	<b>0</b>	<b>0</b>	<b>0</b>	<b>0</b>	<b>0</b>	<b>0</b>	<b>0</b>	<b>0</b>	<b>0</b>	<b>0</b>	<b>0</b>	<b>0</b>

## — URBAN'S COMMUNITY IMPACT —

- Joined teammates and Ravens staff members to renovate Mary Ann Winterling Elementary School in downtown Baltimore (2017)
- Supports teammates' charitable endeavors, including the Steve Smith Family Foundation Fashion Show that benefited the House of Ruth Maryland and domestic violence survivors (2016)
- Alongside Giant Food, helped distribute 150 holiday food baskets to families in need at the Harry & Jeanette Weinberg Family Center YMCA (2015)



# 32

**SAFETY**  
5-11 | 195



## ERIC WEDDLE

**COLLEGE:** UTAH **HS:** ALTA LOMA (CA)

**BORN:** 1/4/85, FONTANA, CA

**EXP. (NFL/RAVENS):** 12/3 **GP/GS (PLAYOFFS):** 169/154 (8/5)



### — KEY TRANSACTIONS —

- Signed with the Ravens as a free agent on 3/16/16
- Re-signed with the Chargers on 7/29/11
- Originally selected by San Diego in the second round (37th overall) of the 2007 NFL Draft

### — HONORS —

- Five-time Pro Bowler (2011, 2013-14, 2016-17)
- *Associated Press* first-team All-Pro (2011, 2014)
- *Associated Press* second-team All-Pro (2010, 2012-13)
- *The Sporting News* first-team All-Pro (2011, 2014)
- PFWA All-NFL (2014)
- PFWA All-AFC (2013-14, 2017)
- PFW/PFWA first-team All-Pro (2011-12, 2014)
- *Sports Illustrated* first-team All-Pro (2011)
- *CBSSports.com* first-team All-Pro (2012)
- AFC Defensive Player of the Week (Week 13, 2017)
- Chargers Defensive Player of the Year (2011, 2013-14)
- Chargers Most Valuable Player (2012)

### — CAREER HIGHLIGHTS —

- Owns 965 tackles (745 solo), 29 INTs (4 returned for TDs), 91 PD, 8.5 sacks (-43.5 yards), 8 FFs and 5 FRs
- His 29-career INTs rank second among active safeties
- Has posted 10 INTs since joining the Ravens in 2016, ranking as the NFL's most among safeties
- Is the only active NFL safety with at least 900 tackles, 25 INTs & 5 sacks in a career
- In 2016, Weddle was one of three NFL safeties (Landon Collins & Kurt Coleman) with at least 4 INTs and 1 sack
- Shared the NFL lead (Kyle Arrington and Charles Woodson) with a career-high 7 INTs in 2011
- Posted a team- and career-high 125 tackles in 2008
- Scored on a FR, returning it a Chargers' franchise-record 86 yards, vs. Atl. (11/30/08)

### — PERSONAL —

- Married his high school sweetheart, Chanel, in July 2005, and the couple have four children: Brooklyn, Silver, Gaige and Kamri...Chanel surprised Eric with the news that she was pregnant with Brooklyn on the day he was drafted...Chanel played soccer at Utah State
- Frequently plays basketball and golf and enjoys movie nights and bowling with his family
- Hit his first-ever hole-in-one in Jan. 2014 and has a single-digit handicap

### — SEASON RECAPS —

#### 2017: (BALTIMORE RAVENS – 16/16)

- Earned his fifth Pro Bowl nod after registering 63 tackles, 8 PD, 2 FFs, 1 FR and a team-leading 6 INTs, which tied for third in the NFL (A.J. Bouye)
- Started all 16 games for a unit that led the league in both takeaways (34) and INTs (22) and finished ranked 12th overall (325.1 ypg)
- Registered his sixth INT of the season and 10th of his Ravens career for a defense that produced 4 takeaways and held the Browns to 146 passing yards in a 27-10 win at Cle. (12/17)
- Posted 3 tackles and contributed to 2 Ravens' takeaways, earning 1 FF on a sack and returning an INT 45 yards for a TD, in the 44-20 win vs. Det. (12/3)...Earned his first-career AFC Defensive Player of the Week honors for his performance
- Produced his team-leading fourth INT of the season and added 4 tackles for a defense that forced 5 turnovers, registered 6 sacks and posted its third shutout of the season in a 23-0 win at GB (11/19)...It marked just the third time in franchise history the Ravens recorded 6 sacks and forced 5 turnovers
- Returned a QB Marcus Mariota INT 22 yards and posted 4 solo tackles at Ten. (11/5)
- Posted 5 tackles and 1 FF (which DT Michael Pierce recovered) vs. Chi. (10/15)
- Tallied a team-high 8 tackles and produced the 25th interception of his career on the first drive of the second half vs. Pit. (10/1)
- Posted 4 stops and 1 INT for a unit that forced 5 turnovers (4 INTs and 1 FR) for the second-consecutive game in a 24-10 win vs. Cle. (9/17)...It marked the first time the Ravens have registered 5 turnovers in back-to-back games in franchise history

#### 2016: (BALTIMORE RAVENS – 16/16)

- Earned his fourth Pro Bowl nod, posting 89 tackles (48 solo), 1 sack, 1 FF, a team-leading 4 INTs (tied, LB C.J. Mosley) and a single-season career-high 13 PD for a defense that finished first in the league with 18 INTs (tied, SD and KC)...Baltimore also allowed the NFL's fifth-fewest rushing yards (89.4 ypg) and ranked seventh overall (322.1 ypg)...Weddle's 4 INTs tied for fifth among safeties in 2016
- Finished second on the Ravens' defense (C.J. Mosley, 13) with 9 tackles in the 27-26 victory vs. Phi. (12/18)
- Intercepted QB Tom Brady in the end zone to prevent a Patriots' TD and tallied a team-high 11 tackles, including 1 sack (-5 yards), at NE (12/12)...It marked the first time in his career that he posted a sack and INT in the same game



# 32 ERIC WEDDLE

- Recorded a career-long 53-yard interception return after picking off QB Ryan Tannehill, starting for a defense that produced 3 INTs and allowed just 277 total yards in the 38-6 win vs. Mia. (12/4)
- Posted 4 solo stops and 1 INT, which he returned 25 yards, for a defense that limited the Browns to 144 yards of total offense, marking the eighth fewest in Ravens history, in the 28-7 win vs. Cle. (11/10)
- Finished second on the team with 10 stops at NYJ (10/23)
- Stripped WR Odell Beckham Jr. on the Giants' first play, finishing with 7 tackles (4 solo) and 1 FF at NYG (10/16)
- Recorded 4 solo tackles and a team-high (tied) 2 PD for a unit that limited the Jaguars to 216 yards of total offense in the 19-17 win at Jax. (9/25)
- Secured a second-quarter interception and posted 6 stops (5 solo) for a defense that posted a shutout in the final three quarters in a 25-20, come-from-behind win at Cle. (9/18)...The 20-point turnaround marked the Ravens' second-largest comeback victory in team history

## 2015: (SAN DIEGO CHARGERS – 13/13)

- Led the Chargers secondary with 75 tackles (52 solo), adding a half-sack, 6 PD and 1 FR, before being placed on Injured Reserve (groin) on 12/28
- Notched 3 tackles (1 solo) at Oak. (12/24) before leaving the contest due to a second-quarter injury (groin)
- Led the team with a career-high 3 PD, adding 6 stops (4 solo), vs. Den. (12/6)
- Registered a season-high 13 tackles (9 solo) and 1 FR vs. Chi. (11/9) after missing two games due to injury (groin)
- Posted 10 tackles, a half-sack and 1 ST stop vs. Cle. (10/4)

## 2014: (SAN DIEGO CHARGERS – 16/16)

- Earned his third Pro Bowl, Chargers Defensive Player of the Year and first-team All-Pro accolades after recording a team-high 104 tackles (82 solo), 1 INT, 8 PD and 2 FFs
- Tallied 9 tackles (7 solo) and 1 FF in the 38-35 OT victory at SF (12/20)...Set up a game-winning field goal by forcing a fumble on the second play of the extra period
- Recorded a team- and season-high 11 tackles (9 solo) and 1 FF at Den. (10/23)
- Posted 10 tackles (8 solo) and 2 special teams stops in his 100th-career start vs. KC (10/19)
- Notched 4 stops (3 solo) and helped secure a 33-14 victory vs. Jax. (9/28) with a fourth-quarter INT (returned 17 yards)

## 2013: (SAN DIEGO CHARGERS – 16/16, 2/2)

- Earned Pro Bowl and Chargers Defensive Player of the Year honors after totaling a team-high 103 tackles (78 solo), 1 sack, 2 INTs, 9 PD, 1 FF and 2 FRs...Started both postseason contests, posting 10 tackles (6 solo), 1 PD and 1 ST stop
- Recorded a game-high 12 tackles (9 solo), 2 TFL and 2 special teams stops in the 27-24 OT victory vs. KC (12/29)...Extended the Chargers' game-winning drive by converting a first down on a 2-yard rush on fourth-and-2 in OT



## THE SECONDARY'S SERGEANT

A five-time Pro Bowler (including two as a Raven), S Eric Weddle's 29-career INTs rank second among active safeties, entering 2018. In his first year (2016) as a Raven, he produced a team-high 4 picks (tied, C.J. Mosley) and 89 tackles. In 2017, he posted 6 INTs (including 1 "pick-6"), ranking as a team best and tying (A.J. Bouye) for third overall in the NFL.

### NFL INTs LEADERS / ACTIVE SAFETIES ENTERING 2018

Rk.	Player (Team)	INTs	Yards	TDs
1.	Reggie Nelson (Oak.)	36	486	1
2.	<b>Eric Weddle (Bal.)</b>	<b>29</b>	<b>467</b>	<b>4</b>
3.	Mike Adams (Car.)	27	326	2
4.	Earl Thomas (Sea.)	25	392	2
5.	Antoine Bethea (Ari.)	24	305	1
	Glover Quin (Det.)	24	347	2

- Set up a San Diego scoring drive (scored three plays later) with a second-quarter INT, adding 4 tackles (2 solo) and 1 QB hit in the game, vs. Oak. (12/22)
- Posted 6 tackles (5 solo), 1 INT (returned 21 yards), 1 TFL, 1 ST stop and 1 FR, which he returned 27 yards to set up a fourth-quarter field goal, vs. Cin. (12/1)
- Sealed a 41-38 victory at KC (11/24) with a tackle, FF and FR on the game's final play...Finished with 5 tackles (all solo)
- Registered a season- and game-high 14 tackles (8 solo) in his 100th-career game at Was. (11/3)
- Posted 6 stops and 1 PD, including a touchdown-saving tackle on the San Diego 1-yard line (resulted in a fumble and Chargers' touchback), in the 30-21 victory vs. Dal. (9/29)

## 2012: (SAN DIEGO CHARGERS – 16/16)

- Named the Chargers' MVP with a team-high 97 tackles (83 solo), 1 sack, 3 INTs (1 returned for a TD), 8 PD and 2 FFs
- Posted 8 stops (7 solo) and a 6-yard first-down carry on a fourth-and-1 fake punt in the second quarter vs. Oak. (12/30)
- Posted a game-high-tying 10 tackles (7 solo) and executed a fake punt with a four-yard run for first down from team's own 28-yard line late in third quarter vs. Car. (12/16)
- Returned a QB Peyton Manning INT 23 yards for a TD, ending Manning's streak of 231-straight passes at home without a pick, at Den. (11/18)...Finished with 6 tackles (5 solo)
- Strip-sacked QB Drew Brees on the Saints' opening drive, finishing the game with 7 tackles (6 solo), at NO (10/7)
- Notched INTs at KC (9/30) and vs. Ten. (9/16), posting 5 and 3 tackles, respectively, in those games

## 2011: (SAN DIEGO CHARGERS – 16/16)

- Garnered Pro Bowl, Chargers Defensive Player of Year and first-team All-Pro honors after totaling 84 tackles (66 solo), a career-high 7 INTs (tied for NFL's most) and 11 PD
- Intercepted QB Ryan Fitzpatrick, his career-best seventh INT of the season, and posted 3 stops (2 solo) vs. Buf. (12/11)

# 32 ERIC WEDDLE

- Set up a San Diego scoring drive with a second-quarter INT, tallying 4 tackles (all solo) in the game, on Monday Night Football at Jax. (12/5)
- Established a career high with 2 INTs and recorded 7 tackles (all solo) on Monday Night Football at KC (10/31)
- Secured a TD-saving INT (returned 25 yards) on the San Diego goal-line, adding 6 tackles (5 solo), at NYJ (10/23)
- Sealed a 26-16 victory vs. Mia. (10/2) with a fourth-quarter INT, posting 8 tackles (6 solo) and 1 QB hit in the contest
- Intercepted a fourth-quarter QB Matt Cassel pass with :55 seconds remaining to clinch a 20-17 victory vs. KC (9/25)... Had 3 tackles (2 solo) in the game

## 2010: (SAN DIEGO CHARGERS – 16/16)

- Earned *Associated Press* second-team All-Pro recognition after totaling 95 tackles (79 solo), a half-sack, 2 INTs (1 returned for a TD) and 10 PD
- Recorded 6 tackles (5 solo) and 1 INT at Den. (1/2/11)
- Totaled a career-high 16 tackles (11 solo) and 1 PD at Cin. (12/26)
- Returned a QB Peyton Manning INT 41 yards for a TD, adding 4 stops (all solo) and 2 PD, at Ind. (11/28)
- Deflected QB Matt Schaub's pass intended for WR Jacoby Jones in the end zone, finishing the game with 8 stops (7 solo), 1 TFL and 2 PD, in the 29-23 victory at Hou. (11/7)

## 2009: (SAN DIEGO CHARGERS – 13/13, 1/1)

- Led the Chargers' defensive backs with 82 tackles (68 solo), adding 1.5 sacks, 2 INTs (1 returned for a TD), 7 PD and a career-high 7 TFL
- Recorded a team-high 8 tackles (all solo), 1 sack and 1 TFL in the Divisional Playoff vs. NYJ (1/17/10)
- Secured a third-quarter INT, helping clinch a No. 2 playoff seed and 42-17 victory, at Ten. (12/25)...Had 4 tackles (3 solo), 1 INT, 1 TFL and 2 PD in the contest
- Returned a QB Chad Henne INT 31 yards (his first-career INT-TD), adding 7 tackles (6 solo), vs. Mia. (9/27)
- Tallied a team-high and season-best 10 tackles (9 solo), including 1 TFL, vs. Bal. (9/20)

## 2008: (SAN DIEGO CHARGERS – 16/16, 2/2)

- Established a career high with a team-leading 125 tackles (103 solo), adding 1 sack (-3 yards), 1 INT, 5 PD and 1 FR (returned a franchise-record 86 yards for a TD)
- Registered a game-high 11 stops (9 solo), including 1 sack and 1 TFL, in the Divisional Playoff at Pit. (1/11/09)
- Posted 7 tackles (6 solo), including 1 TFL, and a game-high 3 PD in the Wild Card game vs. Ind. (1/3/09)
- Tallied a season-high-tying 11 tackles (10 solo) and 1 PD in the AFC West clinching 52-21 victory vs. Den. (12/28)...Also posted 11 stops at Pit. (11/16) and vs. Car. (9/7)
- Returned a FR 86 yards (franchise record) for his first-career TD vs. Atl. (11/30)...Finished with 10 tackles (7 solo)
- Had 7 tackles (5 solo) and 1 INT vs. NYJ (9/22)

## 2007: (SAN DIEGO CHARGERS – 15/0, 3/0)

- Had 48 tackles (37 solo), 1 sack (-5 yards), 1 INT and 6 PD
- Recorded 12 tackles (7 solo) and 1 INT in three playoff games...Intercepted a QB Peyton Manning pass in the end zone in the Divisional Playoff at Ind. (1/13/08)
- Secured his first-career INT, adding 4 tackles (3 solo), 1 QB hit and 1 PD, vs. Hou. (10/28)
- Recorded 4 tackles (all solo), 1 sack and 2 QB hits in his NFL debut vs. Chi. (9/9)

## — COLLEGE —

- Two-time Mountain West Conference Defensive Player of Year and first-team All-MWC honoree (2005-06)...Tabbed a first-team (senior) and second-team (junior) All-America recipient...Named to Utah's Football Leadership Committee (2004) and earned freshman All-America recognition (2003)
- Became the only MWC player to score a passing, rushing, INT- and FR-TD in a season (2006) and career
- Competed in 48 games (45 starts) at Utah, totaling 277 tackles (165 solo), a conference-record 18 INTs (3 returned for TDs), a school-record 9 FFs, 22.5 TFL and 10 sacks
- Posted 64 stops (40 solo), a MWC-record-tying 7 INTs (second in school history), 1 FF, 3 FRs, 2.5 TFL and 1 sack as a senior in 2006...Named Walter Camp National Player of Week after registering 3 INTs (2 returned for TDs) and 1 rushing score vs. San Diego State
- Majored in special education at Utah

## — HIGH SCHOOL —

- Prepped at Alta Loma (CA) HS, where he was a two-time Mt. Baldy League Offensive and Defensive MVP, three-time all-league honoree, two-time All-California Interscholastic Federation recipient and Mt. Baldy Rookie of the Year
- Recorded 129 tackles, 5 INTs, 4 FFs, 5 FRs, 587 rushing yards, 965 passing yards and 27 overall touchdowns as a senior in 2002
- Also lettered in basketball and baseball

## 2017

### GAME-BY-GAME DEFENSE

#### RAVENS

Date/Opp.	TT	Solo	Asst.	Sacks	INT	PD	FF	FR
9/10 @ Cin.	2	1	1	0-0	0-0	0	0	0
9/17 vs. Cle.	4	4	0	0-0	1-2	1	0	0
9/24 @ Jax.	4	4	0	0-0	0-0	0	0	0
10/1 vs. Pit.	8	4	4	0-0	1-0	2	0	0
10/8 @ Oak.	7	4	3	0-0	0-0	1	0	0
10/15 vs. Chi.	5	5	0	0-0	0-0	0	1	0
10/22 @ Min.	3	2	1	0-0	0-0	0	0	0
10/26 vs. Mia.	3	3	0	0-0	0-0	0	0	0
11/5 @ Ten.	4	4	0	0-0	1-22	1	0	0
11/19 @ GB	4	4	0	0-0	1-3	1	0	0
11/27 vs. Hou.	5	5	0	0-0	0-0	0	0	0
12/3 vs. Det.	3	2	1	1-7	1-45t	1	1	0
12/10 @ Pit.	6	3	3	0-0	0-0	0	0	0
12/17 @ Cle.	2	1	1	0-0	1-13	1	0	0
12/23 vs. Ind.	2	2	0	0-0	0-0	0	0	0
12/31 vs. Cin.	1	1	0	0-0	0-0	0	0	1
<b>Totals</b>	<b>63</b>	<b>49</b>	<b>14</b>	<b>1-7</b>	<b>6-85</b>	<b>8</b>	<b>2</b>	<b>1</b>

# 32 ERIC WEDDLE

## REGULAR SEASON

Year	Team	GP	GS	TACKLES			SACKS		INTERCEPTIONS					FUMBLES		
				TT	Solo	Asst.	No.	Yards	No.	Yards	LG	TD	PD	FF	FR	Yards
2007	San Diego	15	0	48	37	11	1.0	5.0	1	0	0	0	6	0	0	0
2008	San Diego	16	16	*125	*103	22	1.0	3.0	1	3	3	0	5	0	1	^86
2009	San Diego	13	13	82	68	14	1.5	9.5	2	*44	*31t	*1	7	0	0	0
2010	San Diego	16	16	95	79	*16	0.5	4.0	2	*64	*41t	*1	10	0	0	0
2011	San Diego	16	16	84	66	18	0.0	0.0	**7	*89	26	0	11	0	0	0
2012	San Diego	16	16	*97	*83	14	1.0	0.0	*3	52	23t	1	8	*2	0	0
2013	San Diego	16	16	*103	*78	*25	1.0	6.0	*2	21	21	0	*9	*1	*2	27
2014	San Diego	16	16	*104	*82	22	0.0	0.0	1	17	17	0	8	*2	0	0
2015	San Diego	13	13	75	52	*23	0.5	4.0	0	0	0	0	6	0	*1	0
2016	Baltimore	16	16	89	48	41	1.0	5.0	*4	*92	*53	0	*13	1	0	0
2017	Baltimore	16	16	63	49	14	1.0	7.0	*6	*85	45t	*1	8	2	1	0
<b>Totals</b>		<b>169</b>	<b>154</b>	<b>965</b>	<b>745</b>	<b>220</b>	<b>8.5</b>	<b>43.5</b>	<b>29</b>	<b>467</b>	<b>53</b>	<b>4</b>	<b>91</b>	<b>8</b>	<b>5</b>	<b>113</b>

\*LED TEAM

\*\*LED NFL

^CHARGERS FRANCHISE RECORD

SPECIAL TEAMS TACKLES (38): 2007 (6); 2008 (2); 2010 (1); 2011 (4); 2013 (12); 2014 (10); 2015 (3)

## CAREER SINGLE-GAME HIGHS (REGULAR SEASON)

### Total Tackles:

16 (12/26/10 at Cin.)

### Solo Tackles:

11 2 times (last: 12/26/10 at Cin.)

### Sacks:

1 7 times (last: 12/3/17 vs. Det.)

### INTs:

2 (10/31/11 at KC)

### Passes Defensed:

3 (12/6/15 vs. Den.)

### Forced Fumbles:

1 8 times (last: 12/3/17 vs. Det.)

### Fumble Recoveries:

1 5 times (last: 12/31/17 vs. Cin.)

## POSTSEASON

Year	Team	GP	GS	TACKLES			SACKS		INTERCEPTIONS					FUMBLES		
				TT	Solo	Asst.	No.	Yards	No.	Yards	LG	TD	PD	FF	FR	Yards
2007	San Diego	3	0	12	7	5	0.0	0.0	1	0	0	0	1	0	0	0
2008	San Diego	2	2	18	15	3	1.0	4.0	0	0	0	0	3	0	0	0
2009	San Diego	1	1	8	8	0	1.0	7.0	0	0	0	0	0	0	0	0
2013	San Diego	2	2	10	6	4	0.0	0.0	0	0	0	0	1	0	0	0
<b>Totals</b>		<b>8</b>	<b>5</b>	<b>48</b>	<b>36</b>	<b>12</b>	<b>2.0</b>	<b>11.0</b>	<b>1</b>	<b>0</b>	<b>0</b>	<b>0</b>	<b>5</b>	<b>0</b>	<b>0</b>	<b>0</b>



## — WEDDLE'S COMMUNITY IMPACT —

- Distributed coats and warm weather gear to homeless men at the annual Helping Up Mission Coat Distribution in downtown Baltimore (2017)
- Joined teammates in serving as celebrity shoppers at the Ravens' annual Holiday Helpers events at Target to shop for holiday gifts with Baltimore youth in need (2017)
- Helped promote PLAY 60, the NFL movement for an active generation, by participating in an assembly at Summit Park Elementary School (2017)
- Joined Ravens alumni and teammates during former Raven Lardarius Webb's annual turkey distribution event to serve a warm meal to families in need (2017)
- Weddle, whose grandmother is a two-time breast cancer survivor, supports awareness for the disease
- Joined London Bella to create a "Game Day" jewelry collection, benefitting domestic violence victims
- Tutored students with learning disabilities while he was a student-athlete at Utah
- Attended the Ravens Flock Festival at M&T Bank Stadium and joined fans in interactive games while the team announced its draft selections (2016)
- Supports teammates' charitable endeavors, including Tony Jefferson's "Shop With A Jock" holiday shopping event, Anthony Levine Sr.'s Celebrity Bowling fundraiser (2017) and the Steve Smith Family Foundation Fashion Show that benefited the House of Ruth Maryland and domestic violence survivors (2016)



# 14

WIDE RECEIVER  
5-10 | 175



## TIM WHITE

COLLEGE: ARIZONA STATE HS: HART (SANTA CLARITA, CA)  
BORN: 7/15/94, SANTA CLARITA, CA  
EXP. (NFL/RAVENS): 2/2 GP/GS (PLAYOFFS): 0/0 (0/0)



### — KEY TRANSACTIONS —

- Signed with the Ravens as a RFA on 5/5/17

### — CAREER HIGHLIGHTS —

- Placed on Injured Reserve (hand) following training camp and missed the 2017 season

### — PERSONAL —

- Competed in the long jump and the triple jump at Arizona State, placing fourth in the triple jump in the 2016 NCAA Track & Field Championships...Also participated in the 2016 U.S. Olympic Track & Field Trials
- Is one of nine children in his family
- Majored in communications at ASU

### — NOTE THE QUOTE —

"We all saw his promise [during the 2017 preseason]. Those are some of my favorite guys, the undrafted guys that come in, and you see them blossom, and he was doing that before our very eyes. That's why we push him forward, because we think he has some special qualities."

— Jerry Rosburg, Ravens  
Special Teams Coordinator/Associate Head Coach

### — SEASON RECAPS —

#### 2017: (BALTIMORE RAVENS – 0/0, INJURED RESERVE)

- Suffered an injury (hand) in the first preseason game and missed the rest of the season on Injured Reserve

### — COLLEGE —

- In 25 games (17 starts) at ASU, compiled 3,381 all-purpose yards (135.2 ypg) in just two years after playing two seasons and redshirting another at College of the Canyons (CA)
- As a senior in 2016, produced a team-high 713 receiving yards and 2 TDs on 56 receptions, adding 33 KORs for 709 yards and 20 PRs for 254 yards and 1 TD
- Set the single-season school record with 972 KOR yards on 36 attempts (27.0 avg.), including a 100-yard KOR-TD, in 2015...Added 57 receptions for 633 yards and a team-high 8 receiving TDs as a senior
- In his two playing seasons at College of the Canyons, he tallied 101 catches for 1,531 yards and 18 TDs and returned 33 kicks for 894 yards and 1 TD...Also set the school long jump record (23-11.75) and triple jump record (15.0 meters)

### — HIGH SCHOOL —

- Prepped at Hart (Santa Clarita, CA) HS
- Was named Male Athlete of the Year after earning All-CIF-SS North honors as a defensive back and finishing second in the CIF State Track and Field Championships in the triple jump as a senior

### — WHITE'S COMMUNITY IMPACT —

- Joined the 2017 rookie class at the Helping Up Mission in Baltimore City, visiting with and serving dinner to the residents of the homeless shelter

### DID YOU KNOW?

In the past six seasons (2012-17), the Ravens' special teams units have consistently been acknowledged as one of the league's best. In the annual special teams report from senior NFL writer Rick Gosselin, Baltimore has ranked in the NFL's Top 5 for six-straight seasons. (Gosselin's report is recognized by NFL teams as a special teams measuring stick.)

# 98

DEFENSIVE TACKLE  
6-1 | 336



## BRANDON WILLIAMS

COLLEGE: MISSOURI SOUTHERN STATE HS: ROCKWOOD SUMMIT (MO)

BORN: 2/21/89, ST. LOUIS, MO

EXP. (NFL/RAVENS): 6/6 GP/GS (PLAYOFFS): 67/58 (2/2)



### — KEY TRANSACTIONS —

- Re-signed (UFA) with the Ravens on 3/13/17
- Selected by the Ravens in the third round (94th overall) of the 2013 NFL Draft

### — CAREER HIGHLIGHTS —

- Scored his first-career TD on a fumble recovery in a 27-10 win at Cle. (12/17/17)
- In 2016, anchored the league's fifth-ranked rush defense (89.4 ypg), recording 51 tackles (34 solo), 1 sack and 1 PD...Williams' 51 total tackles ranked third most among NFL nose tackles
- Produced a career-high 8 tackles (5 solo), including 2 TFL and 1 sack at NYJ (10/23/16)...Also blocked a FG for the first time in his career with 3:09 remaining in the fourth quarter
- In 2015, Williams set career highs in tackles (53), solo stops (35), sacks (2) and PD (2), adding 1 FF, for the NFL's eighth-ranked defense (337.4 ypg), which finished No. 2 overall (291.1 ypg) and No. 1 vs. the pass (183.3 ypg) over the season's final eight games
- In 2015, Williams, Jurrell Casey, Kawann Short & Ndamukong Suh were the NFL's only DTs with at least 30 solo tackles, 2 sacks & 2 PD on the season
- Recorded his first-career sack (-5 yards) at Pit. (10/20/13) and his first-career tackle at Mia. (10/6/13)
- Posted a FR, which later led to a Ravens' TD, in his NFL debut at Buf. (9/29/13)

### — PERSONAL —

- Brandon and wife, Alyssa, have two sons, Ryder (6) and Nash (2)
- Is a talented singer who enjoys listening to and singing all types of music
- Appeared on the 2018 CBS TV show "Most Valuable Performer" and sang the Bruno Mars song "What I Like"...Teammates Alex Collins and Justin Tucker were also on the show, with Tucker winning the competition
- Considered one of the team's best dancers, particularly known for his "Carlton Dance"

### — SEASON RECAPS —

#### 2017: (BALTIMORE RAVENS – 12/12)

- Posted 30 tackles, 2 PD and 1 FR (which he returned for a TD) for a unit that led the league in both takeaways (34) and INTs (22) and finished ranked 12th overall (325.1 ypg)

- Scored his first-career TD, recovering a fumble on the 1-yard line following a strip-sack by OLB Za'Darius Smith, for a defense that produced 4 takeaways in a 27-10 win at Cle. (12/17)
- Totaled 4 tackles for a defense that produced 3 turnovers and permitted just 66 rushing yards in a 23-16 win vs. Hou. (11/27)
- Produced 4 tackles (including a game-high 3 for loss), helping anchor a defense that posted a shutout and allowed a season-low 196 yards in a 40-0 win vs. Mia. (10/26)
- In his first game returning from a foot injury, produced 5 tackles (all solo) and 1 PD at Min. (10/22)
- Inactive (foot) in games 3-6
- Registered 3 stops for a unit that forced 5 turnovers (4 INTs and 1 FR) for the second consecutive game in a 24-10 win vs. Cle. (9/17)...Left the game in the third quarter with a foot injury and did not return

#### 2016: (BALTIMORE RAVENS – 16/16)

- Recorded 51 tackles (34 solo), 1 sack and 1 PD for a defense that allowed the NFL's fifth-fewest rushing yards (89.4 ypg) and was the league's seventh-ranked unit (322.1 ypg)...
- Williams' 51 total tackles ranked third most among NFL nose tackles in 2016
- Posted a career-high-tying 6 solo tackles in the 27-26 victory vs. Phi. (12/18)
- Registered 4 tackles (3 solo), including 1 TFL at NE (12/12)
- Played in his 50th-career game and recorded 4 tackles in the 19-14 victory vs. Cin. (11/27)
- Matched his career high of 8 tackles at Dal. (11/20)
- Posted 2 tackles and 1 PD, which led to a DT Timmy Jernigan INT, in the 21-14 win vs. Pit. (11/6)...Part of a defensive unit that allowed just 277 total yards, including 36 rushing
- Tied a career high with 8 tackles, posting 5 solo stops and 1 sack at NYJ (10/23)...Also blocked a FG with 3:09 remaining to keep the Ravens within one scoring possession
- Posted 3 solo tackles as part of a defense that held the Giants to 38 rushing yards at NYG (10/16)
- Recorded 4 tackles (3 solo) for a unit that limited the Jaguars to 216 yards of total offense in the 19-17 win at Jax. (9/25)

#### 2015: (BALTIMORE RAVENS – 16/16)

- Established career highs in tackles (53), solo stops (35), sacks (2) and PD (2), adding 1 FF, for the NFL's eighth-ranked defense (337.4 ypg)
- Ravens finished No. 2 overall (291.1 ypg) and No. 1 vs. the pass (183.3 ypg) over the season's final eight games

# 98 BRANDON WILLIAMS

- Williams, Jurrell Casey, Kawann Short & Ndamukong Suh were the NFL's only DTs with at least 30 solo tackles, 2 sacks & 2 PD on the season
- Recorded 2 stops for a unit that snapped the Steelers' streak of six-straight 30-point performances in the 20-17 victory vs. Pit. (12/27)
- Notched 2 tackles for a defense that allowed a season-low 8 first downs at Mia. (12/6)
- Forced a fourth-quarter fumble and led D-linemen with 7 tackles (3 solo) for a unit that allowed a season-low 213 total net yards in the 16-13 win vs. STL (11/22)
- Logged 3 solo stops and 1 sack (-10 yards) for a defense that held the Jaguars to 258 total yards vs. Jax. (11/15)
- Registered 1 sack and 3 tackles (all solo) vs. Cle. (10/11)
- Recorded a career-high 8 tackles vs. Cin. (9/27)
- Tallied 7 tackles (6 solo) for a defense that did not allow a TD and held the Broncos to 69 rushing yards at Den. (9/13)

## 2014: (BALTIMORE RAVENS – 16/14, 2/2)

- Posted 48 tackles (25 solo), a half-sack, a career-high 2 FFs and 1 FR for a defense that allowed the NFL's sixth-fewest points per game (18.9) in 2014
- Started both postseason games, totaling 7 tackles (5 solo) and 1 sack for a defense that produced 7 sacks and allowed just 82 rushing yards
- Posted 5 tackles and a half-sack for a defense that held the Buccaneers to 87 rushing yards at TB (10/12)
- Started his first-career game and posted 2 tackles for a defense that held the Bengals to 29% (4-of-14) vs. Cin. (9/7)

## 2013: (BALTIMORE RAVENS – 7/0)

- Produced 6 tackles, 1 sack and 1 FR in his rookie year
- Recorded his first-career sack (-5 yards) at Pit. (10/20)
- Recorded his first-career tackle (a TFL) for a defense that allowed 22 rushing yards (fourth fewest by an opponent in franchise history) at Mia. (10/6)
- Recorded his first-career FR in his NFL debut at Buf. (9/29)... Missed the first three contests due to injury (toe)...Started his first-career game and posted 2 tackles for a defense that held the Bengals to 29% (4-of-14) vs. Cin. (9/7)

## — COLLEGE —

- Played in 42 games (30 starts) at Missouri Southern State, recording 191 tackles (87 solo), school records with 52.5 TFL (-238 yards) and 27 sacks (-166 yards), 14 PD and 6 FFs
- Earned MIAA Defensive Player of the Year and All-America honors after posting a career-high 68 tackles (31 solo), adding team highs with 5 FFs, 16.5 TFL and 8.5 sacks
- Received All-American, All-MIAA and All-Region first-team accolades as a junior in 2011 and was a consensus All-American selection as a sophomore in 2010...Sat out the 2009 season with a medical redshirt
- Majored in industrial engineering

## — HIGH SCHOOL —

- Attended Harmony Prep (Cincinnati, OH) in 2007 after first prepping at Rockwood Summit (Fenton, MO) HS, where he earned All-State and All-Suburban South Conference first-team honors as a team captain in 2006
- Also tabbed the league's Defensive Player of the Year after posting 99 tackles (54 solo), 7 sacks, 2 FRs and 1 INT at DT
- Also received first-team All-League honors in basketball and threw the discus on the track and field team

## 2017

### GAME-BY-GAME DEFENSE

#### RAVENS

Date/Opp.	TT	Solo	Asst.	Sacks	INT	PD	FF	FR
9/10 @ Cin.	1	0	1	0-0	0-0	0	0	0
9/17 vs. Cle.	3	1	2	0-0	0-0	0	0	0
9/24 @ Jax.				INACTIVE - FOOT				
10/1 vs. Pit.				INACTIVE - FOOT				
10/8 @ Oak.				INACTIVE - FOOT				
10/15 vs. Chi.				INACTIVE - FOOT				
10/22 @ Min.	5	5	0	0-0	0-0	1	0	0
10/26 vs. Mia.	4	4	0	0-0	0-0	0	0	0
11/5 @ Ten.	3	3	0	0-0	0-0	0	0	0
11/19 @ GB	0	0	0	0-0	0-0	0	0	0
11/27 vs. Hou.	4	2	2	0-0	0-0	0	0	0
12/3 vs. Det.	2	0	2	0-0	0-0	0	0	0
12/10 @ Pit.	1	0	1	0-0	0-0	0	0	0
12/17 @ Cle.	0	0	0	0-0	0-0	0	0	1*
12/23 vs. Ind.	1	0	1	0-0	0-0	0	0	0
12/31 vs. Cin.	6	3	3	0-0	0-0	1	0	0
<b>Totals</b>	<b>30</b>	<b>18</b>	<b>12</b>	<b>0-0</b>	<b>0-0</b>	<b>2</b>	<b>0</b>	<b>1*</b>

\*Returned fumble 1 yard for a TD

## WILLIAMS A RUN-STOPPER

In 2017, Brandon Williams continued to be a force in the trenches, even though he missed Weeks 3-6 with a toe injury. During that time, Baltimore struggled to stop the run. But over the final nine games, with "B.W." at full strength, the Ravens were stout vs. opposing ground games.

### RUSHING YPG ALLOWED (Weeks 8-17 / Last 9 Games)

1. Arizona Cardinals.....77.0
2. Tennessee Titans.....79.9
3. **Baltimore Ravens.....84.8**
4. Philadelphia Eagles.....88.7
5. Minnesota Vikings.....89.0

### 10-YARD+ RUNS ALLOWED (Weeks 8-17 / Last 9 Games)

1. Minnesota Vikings.....13
2. Arizona Cardinals.....16
3. Tennessee Titans.....16
4. New York Jets.....17
5. **Baltimore Ravens.....18**





# 98 BRANDON WILLIAMS

## REGULAR SEASON

Year	Team	GP	GS	TACKLES			SACKS		INTERCEPTIONS					FUMBLES				
				TT	Solo	Asst.	No.	Yards	No.	Yards	LG	TD	PD	FF	FR	Yards		
2013	Baltimore	7	0	6	3	3	1.0	5.0	0	0	0	0	0	0	0	0	1	0
2014	Baltimore	16	14	48	25	23	0.5	4.5	0	0	0	0	0	0	2	1	0	0
2015	Baltimore	16	16	53	35	18	2.0	19.0	0	0	0	0	2	1	0	0	0	0
2016	Baltimore	16	16	51	34	17	1.0	3.0	0	0	0	0	1	0	0	0	0	0
2017	Baltimore	12	12	30	18	12	0.0	0.0	0	0	0	0	2	0	1	1	1	1
<b>Totals</b>		<b>67</b>	<b>58</b>	<b>188</b>	<b>115</b>	<b>73</b>	<b>4.5</b>	<b>31.5</b>	<b>0</b>	<b>0</b>	<b>0</b>	<b>0</b>	<b>5</b>	<b>3</b>	<b>3</b>	<b>0</b>	<b>0</b>	<b>0</b>

## CAREER SINGLE-GAME HIGHS (REGULAR SEASON)

### Total Tackles:

8 3 times (last: 11/20/16 at Dal.)

### Solo Tackles:

6 2 times (last: 12/18/16 vs. Phi.)

### Sacks:

1 4 times (last: 10/23/16 at NYJ)

### INTs:

None

### Passes Defensed:

1 5 times (last: 12/31/17 vs. Cin.)

### Forced Fumbles:

1 3 times (last: 11/22/15 vs. STL)

### Fumble Recoveries:

1 3 times (last: 12/17/17 at Cle.)

**Additional Statistics:** Returned a fumble 1 yard for a TD at Cle. (12/17/17)...Blocked a FGA at NYJ (10/23/16)

## POSTSEASON

Year	Team	GP	GS	TACKLES			SACKS		INTERCEPTIONS					FUMBLES				
				TT	Solo	Asst.	No.	Yards	No.	Yards	LG	TD	PD	FF	FR	Yards		
2014	Baltimore	2	2	7	5	2	1.0	9.0	0	0	0	0	0	0	0	0	0	0
<b>Totals</b>		<b>2</b>	<b>2</b>	<b>7</b>	<b>5</b>	<b>2</b>	<b>1.0</b>	<b>9.0</b>	<b>0</b>	<b>0</b>	<b>0</b>	<b>0</b>	<b>0</b>	<b>0</b>	<b>0</b>	<b>0</b>	<b>0</b>	<b>0</b>



## TURNOVER TABLE / SINCE 2000

Year	TA/TO	Plus/Minus	Record
2017	34/17	+17	9-7
2016	28/23	+5	8-8
2015	14/28	-14	5-11
2014	22/20	+2	10-6
2013	24/29	-5	8-8
2012	25/16	+9	10-6
2011	26/24	+2	12-4
2010	27/20	+7	12-4
2009	32/22	+10	9-7
2008	34/21	+13	11-5
2007	23/40	-17	5-11
2006	40/23	+17	13-3
2005	26/36	-10	6-10
2004	34/23	+11	9-7
2003	41/38	+3	10-6
2002	31/32	-1	7-9
2001	28/36	-8	10-6
2000	49/26	+23	12-4
<b>Total</b>	<b>538/474</b>	<b>+64</b>	<b>166-122</b>

### Since 2000, here are the Ravens' records in a game:

When turnover ratio is +2 or better ..... 76-5  
 When turnover ratio is +1 or better ..... 108-16  
 When turnover ratio is even ..... 30-22  
 When turnover ratio is negative ..... 27-82

## 76-5

Since 2000, the Ravens own a 76-5 record when posting at least a +2 turnover margin in a game, with the only losses coming in 2010 (23-20 OT at NE), 2012 (24-23 at Phi.), 2014 (34-33 vs. SD) and twice in 2016 (27-23 at NYG & 30-23 at NE).



# 98 BRANDON WILLIAMS



## — WILLIAMS' COMMUNITY IMPACT —

- Williams, OLB Matthew Judon and former Ravens TE Benjamin Watson spent a day at the offices of Downs Collins P.A., a Baltimore-based law firm with a history of handling civil rights cases...The event was part of the Listen & Learn Tour, an initiative of the Players Coalition, an independent organization that is investing time and resources in social justice/racial equality issues around the country (2018)
- Is an official spokesman and ambassador for the Maryland Food Bank, using his personal story of food insecurity to help bring awareness to the food bank and its programs aimed at meeting the immediate needs of Marylanders while finding long term ways to reduce hunger statewide (2016-18)...Continues to annually assist the Ravens in their food collection efforts through community events and monetary and food donations
- Participated in a police ride along with law enforcement officials in West Baltimore to meet with local youth and discuss topics surrounding social justice (2017)
- Partnered with the Ravens and Southwest Airlines to trade places with airline employees in order to greet fans departing on flights from Baltimore/Washington International Thurgood Marshall airport (2017)
- Competed in the Player Philanthropy Fund (PPF) Celebrity Cornhole Challenge fundraiser (2017)
- Attended the Ravens Flock Festival at M&T Bank Stadium and joined fans in interactive games while the team announced its draft selections (2016)
- Joined the Ravens at Abbottston Elementary School for the unveiling of the first-ever Ravens Bookmobile and delivered books to students in support of the team's efforts to help improve literacy and education in Baltimore in partnership with The Maryland Book Bank and Baltimore Reading Partners (2016)
- Adopted the Westport Boys and Girls Club in 2016 and continues to support youth in this organization by hosting numerous events, including Thanksgiving dinners, holiday parties and school supply distributions
- Joined Baltimore County Animal Services in the launch of their public service outreach campaign called Not Always a Tough Guy, encouraging people to open their hearts to homeless cats and dogs and to take advantage of low-cost vaccinations and services offered by the county (2016)
- Joined PHIT America and the Sports & Fitness Industry Association on Capitol Hill to help fight the issue of physical inactivity and to help Get America Moving (2016)
- Served as a host in the annual Goodwill Gridiron Halloween Party, a fundraiser with proceeds benefitting Goodwill Industries of the Chesapeake (2014-15)
- Continued to support the NFL and the Ravens' PLAY 60 initiatives by participating in kickoff assemblies at Lyons Mill Elementary, Essex Elementary and Baltimore Highlands Elementary (2014-15)
- Participated in the White House Easter Egg Roll as part of First Lady Michelle Obama's Let's Move initiative (2015-16)
- Advocate for Show Your Soft Side, a campaign developed to combat the incidence of animal abuse in Baltimore (2015)
- Represented the Ravens at the annual Champions of Courage breakfast, hosted by M&T Bank (2015)
- Joined teammates in support of the NFL Salute to Service and PLAY 60 campaign efforts for the second annual youth football clinic held at Ft. Meade for 200 children whose parents serve or have served in the U.S. Military (2014)
- Volunteered with Ravens staff and teammates for a build day with Habitat for Humanity of the Chesapeake, and helped with the construction of 18 new row homes, including three that were funded by the Ravens Foundation, Inc. (2013)...Took part in the ribbon cutting ceremony for the completed homes (2014)
- Participated as a judge for the talent show at Magnolia Middle School, put on as part of a presentation for the winner of the 2014 Touchdown for Teachers program (2014)
- Joined teammates in visiting patients at Union Memorial Medical Center to uplift their spirits (2014)
- Visited Federal Hill Preparatory School, winner of the NFL Super School title in the Baltimore area (2013)
- Supports the community efforts of his teammates by attending former Ravens DB/RS Lardarius Webb's annual charity softball game (2014-16) and former Ravens LB Jameel McClain's free football camp (2016)
- Participated in team events like the United Way's annual Hometown Huddle Ravens TEAM Challenge event (2014) and served as a celebrity shopper at Holiday Helpers, the team's annual youth holiday shopping event at Target (2013-14)
- Supports the Ravens' fan outreach initiatives, including Beach Bash in Ocean City (2015-16)

# 87

TIGHT END  
6-4 | 252



## MAXX WILLIAMS

COLLEGE: MINNESOTA HS: WACONIA (MN)

BORN: 4/12/94, WACONIA, MN

EXP. (NFL/RAVENS): 4/4 GP/GS (PLAYOFFS): 29/15 (0/0)



### — KEY TRANSACTIONS —

- Placed on Injured Reserve (knee) on 10/7/16
- Selected by the Ravens in the second round (55th overall) of the 2015 NFL Draft...Declared for the 2015 NFL Draft after his redshirt sophomore season

### — CAREER HIGHLIGHTS —

- In 2015, broke rookie franchise records for receptions (32) and receiving yards (268) by a tight end for the NFL's No. 8 passing attack (266.9 ypg), which gained a single-season franchise-record 4,271 net passing yards

### — PERSONAL —

- Father, Brian, lettered at Minnesota from 1986-88 and was then drafted by and played for the New York Giants (O-line) from 1989-99
- Grandfather, Bob, was an All-American QB at Notre Dame...He was selected No. 2 overall by the Bears in the 1951 draft and went on to play three seasons (1951-52 and 1955) for Chicago...A graduate of Loyola Blakefield (Towson, MD) HS in 1949, Bob was inducted into the College Football Hall of Fame in 1988
- Maxx's mother, Rochelle, played volleyball at Minnesota from 1984-87 and received the Big Ten Medal of Honor in 1988...His uncle, Ron, played football for the Gophers and played two seasons of professional football for Barcelona in the World League of American Football

### — SEASON RECAPS —

#### 2017: (BALTIMORE RAVENS – 11/8)

- Caught 15 passes for 86 yards and 1 TD, helping the Ravens produce the NFL's ninth-ranked scoring attack (24.7 ppg)... Over the last nine games of the season, Baltimore averaged the league's second-most points per contest (29.4)
- Registered the second TD of his career on a 4-yard reception in the 23-16 victory vs. Ind. (12/23)
- Inactive (ankle) in games 3-5 and 7-8
- Caught 1 pass for 6 yards before leaving in the second quarter with an ankle injury vs. Chi. (10/15)
- Produced 21 receiving yards on 4 receptions in the 24-10 win vs. Cle. (9/17)
- Notched 1 catch for 5 yards in the Ravens' 20-0, season-opening victory at Cin. (9/10)

#### 2016: (BALTIMORE RAVENS – 4/0)

- Saw action from scrimmage and on special teams in four games prior to being placed on Injured Reserve (knee)

#### 2015: (BALTIMORE RAVENS – 14/7)

- Broke Ravens rookie tight end franchise records in receptions (32) and receiving yards (268) for the league's No. 8 passing attack (266.9 ypg)
- Registered career highs with 6 receptions and 53 receiving yards at Cin. (1/3/16)
- Had 4 catches for 40 yards and his first-career TD vs. Jax. (11/15)

### — COLLEGE —

- Played in 25 games (17 starts), posting 61 receptions for 986 yards and 13 TDs (10th in school history)...Earned multiple first-team and second-team All-American honors, first-team All-Big Ten accolades and Kwalick Clark Big Ten TE of the Year honors in 2014
- Received the College Football Performance Awards Tight End Trophy and was tabbed a John Mackey Award finalist after posting team highs in catches (36), receiving yards (569) and receiving TDs (8) in 2014...His 569 receiving yards and 8 TDs set single-season school records by a TE

### — HIGH SCHOOL —

- Prepped at Waconia (MN) HS...As a senior in 2011, threw for 784 yards and 8 TDs and rushed 120 times for 902 yards and 13 TDs...On defense, also posted 80 tackles and 2 INTs

#### 2017

##### GAME-BY-GAME OFFENSE

Date/Opp.	RECEIVING					RUSHING				
	No.	Yds.	Avg.	LG	TD	No.	Yds.	Avg.	LG	TD
9/10 @ Cin.	1	5	5.0	5	0	0	0	0.0	0	0
9/17 vs. Cle.	4	21	5.3	13	0	1	2	2.0	2	0
9/24 @ Jax.	INACTIVE - ANKLE					--	--	--	--	--
10/1 vs. Pit.	INACTIVE - ANKLE					--	--	--	--	--
10/8 @ Oak.	INACTIVE - ANKLE					--	--	--	--	--
10/15 vs. Chi.	1	6	6.0	6	0	0	0	0.0	0	0
10/22 @ Min.	INACTIVE - ANKLE					--	--	--	--	--
10/26 vs. Mia.	INACTIVE - ANKLE					--	--	--	--	--
11/5 @ Ten.	3	29	9.7	17	0	0	0	0.0	0	0
11/19 @ GB	2	6	3.0	4	0	0	0	0.0	0	0
11/27 vs. Hou.	1	12	12.0	12	0	0	0	0.0	0	0
12/3 vs. Det.	1	1	1.0	1	0	0	0	0.0	0	0
12/10 @ Pit.	0	0	0.0	0	0	0	0	0.0	0	0
12/17 @ Cle.	0	0	0.0	0	0	1	4	4.0	4	0
12/23 vs. Ind.	2	6	3.0	4t	1	0	0	0.0	0	0
12/31 vs. Cin.	0	0	0.0	0	0	0	0	0.0	0	0
<b>Totals</b>	<b>15</b>	<b>86</b>	<b>5.7</b>	<b>17</b>	<b>1</b>	<b>2</b>	<b>6</b>	<b>3.0</b>	<b>4</b>	<b>0</b>



# 87 MAXX WILLIAMS

## REGULAR SEASON

Year	Team	GP	GS	RECEIVING					RUSHING				
				No.	Yards	Avg.	LG	TD	No.	Yards	Avg.	LG	TD
2015	Baltimore	14	7	32	268	8.4	28	1	0	0	0.0	0	0
2016	Baltimore	4	0	0	0	0.0	0	0	0	0	0.0	0	0
2017	Baltimore	11	8	15	86	5.7	17	1	2	6	3.0	4	0
<b>Totals</b>		<b>29</b>	<b>15</b>	<b>47</b>	<b>354</b>	<b>7.5</b>	<b>28</b>	<b>2</b>	<b>2</b>	<b>6</b>	<b>3.0</b>	<b>4</b>	<b>0</b>

## CAREER SINGLE-GAME HIGHS (REGULAR SEASON)

### RECEIVING

#### Receptions:

6 (1/3/16 at Cin.)

#### Yardage:

53 (1/3/16 at Cin.)

#### Long Gain:

28 (9/27/15 vs. Cin.)

#### Touchdowns:

1 2 times (last: 12/23/17 vs. Ind.)

### RUSHING

#### Carries:

1 2 times (last: 12/17/17 at Cle.)

#### Yardage:

(12/17/17 at Cle.)

#### Long Gain:

4 (12/17/17 at Cle.)

#### Touchdowns:

None

**Additional Statistics:** Recorded 1 KOR for 6 yards at Cle. (11/30/15)

## — WILLIAMS' COMMUNITY IMPACT —

- Teamed up with the Ravens and Verizon Wireless to "Pass It Forward" by visiting with military service members at Ft. Meade and serving ice cream to firefighters in Baltimore City on 9/11 (2017)
- Partnered with teammates and Ravens staff members to renovate Mary Ann Winterling Elementary School in downtown Baltimore (2017)
- Joined teammates to sign autographs and play games during the Ravens' Purple Evening, an event dedicated to female fans (2017)
- Dedicated supporter of the BARCS Animal Shelter in Baltimore and participated in its fourth annual Pawject Runway show at Royal Farms Arena (2016)
- Supports the community efforts of his teammates by attending former teammate Lardarius Webb's annual charity softball game (2016)
- Participated in the annual Goodwill Gridiron Halloween Party, a fundraiser with proceeds benefitting Goodwill Industries of the Chesapeake (2015)
- Supported the NFL and the Ravens' PLAY 60 initiatives by participating in a kickoff assembly at General John Stricker Middle School to promote the NFL movement for an active generation (2015)



# 56

OUTSIDE LINEBACKER  
6-3 | 252



## TIM WILLIAMS

COLLEGE: ALABAMA HS: UNIVERSITY LAB (BATON ROUGE, LA)  
BORN: 11/12/93, BATON ROUGE, LA  
EXP. (NFL/RAVENS): 2/2 GP/GS (PLAYOFFS): 8/0 (0/0)



### — KEY TRANSACTIONS —

- Tim Williams was selected in the third round (78th overall) of the 2017 NFL Draft...Was the second (DE Chris Wormley, 74th) of Baltimore's two picks in the round

### — CAREER HIGHLIGHTS —

- Posted his first-career tackle and recorded a QB hit in a 24-10 win vs. Cle. (9/17/17)

### — PERSONAL —

- Did not play football until his freshman year of high school, only after his older brother, Nicholas, strongly encouraged him to try out for the football team
- Alabama coaches gave him the nickname "Soldado," which is Spanish for "soldier"
- Has two daughters: Chantis (7) and Zara (1)

### — SEASON RECAPS —

#### 2017: (BALTIMORE RAVENS – 8/0)

- Appeared in eight games in his rookie season, posting 6 tackles (5 solo) for a unit that led the league in both takeaways (34) and INTs (22) and finished ranked 12th overall (325.1 ypg)
- Returning from a thigh injury, tallied a career-high 2 tackles for a defense that forced 5 turnovers, registered 6 sacks and posted its third shutout of the season in a 23-0 win at GB (11/19)
- Inactive in games 6-9 with a thigh injury
- Posted his first-career tackle and recorded a QB hit on the last defensive play of the game, forcing the Browns into a turnover on downs, in a 24-10 win vs. Cle. (9/17)...The Ravens' defense registered 5 turnovers (4 INTs and 1 FR) for the second-consecutive game
- Inactive in the Ravens' 20-0, season-opening win at Cin. (9/10)

### — COLLEGE —

- In 49 career games, posted 58 tackles, 21 sacks (-199 yards), 3 PD, 2 FFs and 1 FR...Of Williams' 58 tackles, 31 of them were for loss (53.4%)
- During his junior and senior seasons, produced a combined 19.5 sacks and 28.5 TFL in 30 games
- Played in two National Championships at Alabama, winning the 2015 College Football Playoff
- In 2016, helped the Alabama defense lead the nation in scoring (13.0 ppg) and rushing (63.9 ypg), while ranking second in total defense (261.8 ypg)...The Tide also led the nation in defensive TDs (11)...That year, he was selected second-team All-American by the *Associated Press* and *Sports Illustrated*
- Set a career high with 10.5 sacks as a junior in 2015, helping Alabama win the National Championship

### — HIGH SCHOOL —

- Prepped at University Lab (Baton Rouge, LA) HS, where he was a two-time (2011 & 2012) first-team All-State honoree by the Louisiana Sports Writers Association
- During his senior campaign, racked up 75 tackles, including 15 TFL...As a junior in 2011, registered 115 tackles, including 45 TFL and 16 sacks

#### 2017

##### GAME-BY-GAME DEFENSE

##### RAVENS

Date/Opp.	TT	Solo	Asst.	Sacks	INT	PD	FF	FR
9/10 @ Cin.								
INACTIVE								
9/17 vs. Cle.	1	1	0	0-0	0-0	0	0	0
9/24 @ Jax.	1	1	0	0-0	0-0	0	0	0
10/1 vs. Pit.	1	1	0	0-0	0-0	0	0	0
10/8 @ Oak.	0	0	0	0-0	0-0	0	0	0
10/15 vs. Chi.								
INACTIVE - THIGH								
10/22 @ Min.								
INACTIVE - THIGH								
10/26 vs. Mia.								
INACTIVE - THIGH								
11/5 @ Ten.								
INACTIVE - THIGH								
11/19 @ GB	2	1	1	0-0	0-0	0	0	0
11/27 vs. Hou.	0	0	0	0-0	0-0	0	0	0
12/3 vs. Det.	1	1	0	0-0	0-0	0	0	0
12/10 @ Pit.	0	0	0	0-0	0-0	0	0	0
12/17 @ Cle.								
INACTIVE								
12/23 vs. Ind.								
INACTIVE								
12/31 vs. Cin.								
INACTIVE								
<b>Totals</b>	<b>6</b>	<b>5</b>	<b>1</b>	<b>0-0</b>	<b>0-0</b>	<b>0</b>	<b>0</b>	<b>0</b>

#### REGULAR SEASON

Year	Team	GP	GS	TACKLES			SACKS		INTERCEPTIONS					FUMBLES				
				TT	Solo	Asst.	No.	Yards	No.	Yards	LG	TD	PD	FF	FR	Yards		
2017	Baltimore	8	0	6	5	1	0.0	0.0	0	0	0	0	0	0	0	0	0	0
<b>Totals</b>		<b>8</b>	<b>0</b>	<b>6</b>	<b>5</b>	<b>1</b>	<b>0.0</b>	<b>0.0</b>	<b>0</b>	<b>0</b>	<b>0</b>	<b>0</b>	<b>0</b>	<b>0</b>	<b>0</b>	<b>0</b>	<b>0</b>	<b>0</b>

#### CAREER SINGLE-GAME HIGHS (REGULAR SEASON)

##### Total Tackles:

2 (11/19/17 at GB)

##### Solo Tackles:

1 5 times (last: 12/3/17 vs. Det.)

##### INTs:

None

##### Passes Defensed:

None

##### Forced Fumbles:

None

##### Fumble Recoveries:

None

##### Sacks:

None

# 93

DEFENSIVE END  
6-5 | 300



## CHRIS WORMLEY

COLLEGE: MICHIGAN HS: WHITMER (TOLEDO, OH)  
BORN: 10/25/93, TOLEDO, OH  
EXP. (NFL/RAVENS): 2/2 GP/GS (PLAYOFFS): 7/2 (0/0)



### — KEY TRANSACTIONS —

- Chris Wormley was selected in the third round (74th overall) of the 2017 NFL Draft...Was the first of Baltimore's two picks in the round (OLB Tim Williams, 78th)

### — CAREER HIGHLIGHTS —

- Made his first NFL start and established a career high with 2 total tackles vs. Chi. (10/15)
- Played in his first-career game and recorded 1 tackle in the 30-17 victory at Oak. (10/8)

### — PERSONAL —

- Married his wife, Alexis, in May 2018
- Took golf lessons during the 2018 offseason so that he can play with teammates
- Studied abroad in Israel in the summer of 2016, working with PeacePlayers International, an organization that hopes to "unify communities in conflict through sport"... Wormley and two college teammates worked with Palestinian youth ranging in ages from 6-15
- Graduated with a degree in sports management

### — SEASON RECAPS —

#### 2017: (BALTIMORE RAVENS – 7/2)

- Appeared in seven games (two starts) in his rookie season, posting 5 solo tackles for a unit that led the league in both takeaways (34) and INTs (22) and finished ranked 12th overall (325.1 ypg)
- Made his first NFL start and established a career high with 2 total tackles vs. Chi. (10/15)
- Played in his first-career NFL game and recorded 1 tackle for a defense that produced 3 sacks and held the Raiders to 245 total yards in the 30-17 victory at Oak. (10/8)
- Inactive for the Ravens' first four games

### — COLLEGE —

- Appeared in 51 games (30 starts), totaling 123 tackles (61 solo), 18 sacks (-123 yards) and 33 TFL (-161 yards)
- Started all 13 games for the nation's top-ranked defense (261.8 ypg) in 2016...The Wolverines also finished No. 1 in pass defense (142.5 ypg) and fourth in sacks per game (3.54)
- In 2016, was selected first-team All-Big Ten by coaches, second-team All-Big Ten by media, and earned second-team *Sporting News* All-America honors
- Recorded a career-high 43 tackles and 6.5 sacks (-56 yards) in 2015, which tied former college teammate and current Ravens DT Willie Henry for the most QB takedowns on the Wolverines' defense...Michigan finished No. 4 in total defense (280.7 ypg) and No. 3 against the pass (158.5 ypg)

### — HIGH SCHOOL —

- Prepped at Whitmer (Toledo, OH) HS, where he compiled 66 tackles, 19 TFL, 11 sacks and 1 PD as a senior, earning AP Division I All-Ohio first-team honors and co-Defensive Player of the Year
- Named first-team Division I All-District as a sophomore after tallying 60 tackles and 12 sacks
- Also lettered in basketball and track and field

#### 2017

##### GAME-BY-GAME DEFENSE

##### RAVENS

Date/Opp.	TT	Solo	Asst.	Sacks	INT	PD	FF	FR
9/10 @ Cin.				INACTIVE				
9/17 vs. Cle.				INACTIVE				
9/24 @ Jax.				INACTIVE				
10/1 vs. Pit.				INACTIVE				
10/8 @ Oak.	1	1	0	0-0	0-0	0	0	0
10/15 vs. Chi.	2	2	0	0-0	0-0	0	0	0
10/22 @ Min.	1	1	0	0-0	0-0	0	0	0
10/26 vs. Mia.	1	1	0	0-0	0-0	0	0	0
11/5 @ Ten.	0	0	0	0-0	0-0	0	0	0
11/19 @ GB				INACTIVE				
11/27 vs. Hou.				INACTIVE				
12/3 vs. Det.				INACTIVE				
12/10 @ Pit.	0	0	0	0-0	0-0	0	0	0
12/17 @ Cle.				INACTIVE				
12/23 vs. Ind.				INACTIVE				
12/31 vs. Cin.	0	0	0	0-0	0-0	0	0	0
<b>Totals</b>	<b>5</b>	<b>5</b>	<b>0</b>	<b>0-0</b>	<b>0-0</b>	<b>0</b>	<b>0</b>	<b>0</b>

#### REGULAR SEASON

Year	Team	GP	GS	TACKLES			SACKS		INTERCEPTIONS					FUMBLES				
				TT	Solo	Asst.	No.	Yards	No.	Yards	LG	TD	PD	FF	FR	Yards		
2017	Baltimore	7	2	5	5	0	0.0	0.0	0	0	0	0	0	0	0	0	0	0
<b>Totals</b>		<b>7</b>	<b>2</b>	<b>5</b>	<b>5</b>	<b>0</b>	<b>0.0</b>	<b>0.0</b>	<b>0</b>	<b>0</b>	<b>0</b>	<b>0</b>	<b>0</b>	<b>0</b>	<b>0</b>	<b>0</b>	<b>0</b>	<b>0</b>

#### CAREER SINGLE-GAME HIGHS (REGULAR SEASON)

<b>Total Tackles:</b> 2 (10/15/17 at Chi.)	<b>INTs:</b> None	<b>Forced Fumbles:</b> None
<b>Solo Tackles:</b> 2 (10/15/17 vs. Chi.)	<b>Passes Defensed:</b> None	<b>Fumble Recoveries:</b> None



# 93 CHRIS WORMLEY



## — WORMLEY'S COMMUNITY IMPACT —

- Joined the 2017 rookie class at the Helping Up Mission in Baltimore City, visiting with and serving dinner to the residents of the homeless shelter
- Supported the NFL and Ravens' PLAY 60 initiative, the movement for a more active generation, by participating in the team's PLAY 60 All Abilities Clinic with over 100 athletes from Special Olympics Maryland (2017)
- Joined Ravens alumni and teammates during Jameel McClain's 53 Families Thanksgiving event to serve a warm meal to families in need (2017)
- Joined teammates to sign autographs and play games during the Ravens' Purple Evening, an event dedicated to female fans (2017)
- Supports teammates' charitable endeavors including former Raven Lardarius Webb's charity softball game (2017)



### STANDOUT "D" UNDER HARBAUGH

During the John Harbaugh Era (2008-17), Baltimore's defense has been superb. Below are several of the Ravens' top defensive rankings since 2008.

<p><b>POINTS PER GAME ALLOWED</b></p> <p>1. Pittsburgh .....18.8  <b>2. Baltimore.....19.2</b>          3. New England.....19.3</p>	<p><b>TOUCHDOWNS ALLOWED</b></p> <p><b>1. Baltimore ..... 322</b>          2. Pittsburgh ..... 324          3. Seattle..... 335</p>
<p><b>TOTAL NET YARDS ALLOWED</b></p> <p>1. Pittsburgh .....307.0  <b>2. Baltimore.....317.7</b>          3. NY Jets.....318.4</p>	<p><b>OPPONENT PASSER RATING</b></p> <p><b>1. Baltimore.....79.2</b>          2. Cincinnati.....80.4          3. Buffalo.....80.7</p>
<p><b>RUSHING YARDS ALLOWED</b></p> <p>1. Pittsburgh .....93.6  <b>2. Baltimore.....98.2</b>          3. Min./NYJ .....101.1</p>	<p><b>THIRD-DOWN DEFENSE</b></p> <p>1. Houston .....35.7          2. Denver.....36.1  <b>3. Baltimore.....36.2</b></p>

**PLAY LIKE A RAVEN**

# 73

GUARD/TACKLE  
6-3 | 305



## MARSHAL YANDA

COLLEGE: IOWA HS: ANAMOSA (IA)

BORN: 9/15/84, CEDAR RAPIDS, IA

EXP. (NFL/RAVENS): 12/12 GP/GS (PLAYOFFS): 146/135 (12/12)



### — KEY TRANSACTIONS —

- Placed on Injured Reserve (ankle/leg) on 9/19/17
- Signed a contract extension with the Ravens on 10/16/15
- Re-signed with the Ravens on 7/29/11
- Placed on Injured Reserve (knee) on 10/14/08
- Originally selected by the Ravens in the third round (86th overall) of the 2007 NFL Draft...Was the second O-lineman picked by Baltimore in 2007, following G Ben Grubbs, who was the 29th-overall pick

### — HONORS —

- Six-time Pro Bowler (2011-16)
- *Associated Press* first-team All Pro (2014-15)
- *Associated Press* second-team All-Pro (2011-12)
- *The Sporting News* first-team All-Pro (2014-15)
- PFWA All-NFL (2014-15)
- PFW/PFWA All-NFL (2012)
- *Sports Illustrated* (Peter King) All-Pro Team (2010-12)

### — CAREER HIGHLIGHTS —

- Yanda's six Pro Bowl selections tie (four players) for the NFL's second most among active offensive linemen (Jason Peters is first with nine)
- Has played in 146 games (135 starts), ranking as the second-most games played among O-linemen in Ravens history (Jonathan Ogden – 177)
- Prior to the 2015 campaign, Ravens' season ticket holders voted Yanda as one of the Top 10 players in the franchise's 20-year existence
- Upon entering 2017 (prior to his Week 2 injury), Yanda's six-straight Pro Bowl nods ranked as the NFL's second-longest active streak among linemen (first by guards)
- In 2015, earned his fifth-straight Pro Bowl after starting all 16 games at RG for an O-line that permitted the NFL's third-fewest sacks (24)
- In 2014, started in 15 games at RG and one at RT for an offense that established franchise single-season records in yards (5,838) and points scored (409)
- Helped RB Ray Rice score a franchise-record 15 total TDs (12 rush & 3 rec.) and rush for a career-high 1,364 yards in 2011...Rice led the NFL with 2,068 scrimmage yards

### — PERSONAL —

- In 2013, Anamosa (IA) HS retired his number and named its weight room in his honor
- Enjoys ice fishing in Minnesota, Michigan and Canada
- Dreamed of being an airline pilot as a child

### — SEASON RECAPS —

#### 2017: (BALTIMORE RAVENS – 2/2)

- Placed on Injured Reserve and missed the final 14 games after suffering an ankle/leg injury in Week 2 vs. Cle. (9/17)
- Started at RG for an O-line that helped the Ravens' rushing attack gain 157 yards, while also permitting just 1 sack, in the 20-0, season-opening victory vs. Cin. (9/10)

#### 2016: (BALTIMORE RAVENS – 13/13)

- Named to his sixth Pro Bowl, tying (OLB Terrell Suggs) for fourth most in Ravens history...Yanda's six-straight All-Star nods rank as the NFL's second-longest active streak among offensive linemen (first by guards)
- Was part of an O-line that helped protect QB Joe Flacco, allowing him to register a career-high 64.9 completion percentage and throw for a team-record 4,317 yards
- Though he typically plays RG, moved seamlessly to LG midway through the season to help combat a shoulder injury
- Part of an offensive line that helped pave the way for a season-high 151 rushing yards and a 6.3 yards-per-carry average in the 27-26 victory vs. Phi. (12/18)
- Started at LG and helped QB Joe Flacco complete a team-record 37 passes for 324 yards and 2 TDs at NE (12/12)
- Part of an O-line that did not permit a sack, allowing QB Joe Flacco to connect on 36 passes on 47 attempts for 381 yards and 4 TDs in the 38-6 win vs. Mia. (12/4)...Ravens produced a season-high 496 total yards
- Started at RG for an offense that did not allow a sack and scored 23 unanswered points in a 25-20, come-from-behind win at Cle. (9/18)...The 20-point turnaround marked the Ravens' second-largest comeback win in team history

#### 2015: (BALTIMORE RAVENS – 16/16)

- Earned his fifth-straight Pro Bowl nod after starting all 16 games at RG for an O-line that allowed the NFL's third-fewest sacks (24)...Helped Baltimore produce a single-season franchise-record 4,271 net passing yards (eighth in the league) and the second-most net yards (5,749) in Ravens history
- Led an O-line that helped gain 121 rushing yards, while also permitting just 1 sack, in the 20-17 victory vs. Pit. (12/27)
- Part of an offensive line that did not permit a sack, allowing QB Joe Flacco to connect on 33 of 53 attempts for 2 TDs and 343 yards (including 137 to WR Steve Smith Sr., his 50th-career 100-yard contest) at SF (10/18)
- Baltimore gained 181 rushing yards and scored 3 rushing TDs for the 14th time in franchise history vs. Cle. (10/11)
- Ravens produced 191 rushing yards in the 23-20 OT victory

# 73 MARSHAL YANDA

at Pit. (10/1)...Helped block for RB Justin Forsett, who carried the ball a career-high 27 times for 150 rushing yards (second most in his career)

- Part of a unit that gained the sixth-most net yards (493) in team history in game 2 at Oak. (9/20)...Helped protect QB Joe Flacco, who completed 32 of 45 passes for 2 TDs and 384 yards (fourth in franchise history)

## 2014: (BALTIMORE RAVENS – 16/16, 2/2)

- Named to his fourth-consecutive Pro Bowl after starting 15 games at RG and one at RT for an offense that set franchise single-season records in yards (5,838) and points (409)
- Helped QB Joe Flacco establish career highs in passing yards (3,986) and TD passes (27), completing 62.1% of his passes for a 91.0 QB rating...Also part of an O-line that allowed the NFL's second-fewest sacks (19)
- Started both postseason contests at RT (Rick Wagner, foot) for an offense that tallied 727 yards and 61 points
- Started at RT (Rick Wagner was placed on IR with a foot injury)...The Ravens gained 419 yards and 17 unanswered fourth-quarter points in the 20-10 win vs. Cle. (12/28)
- The Ravens gained 475 yards and 6 TDs in the 48-17 victory at TB (10/12)...Helped protect Flacco, who completed 75% of his passes (21 of 28) for 306 yards, a team-record-tying 5 TDs and team-record 149.7 QB rating
- Baltimore's offense posted 454 total yards and 5 TDs in the 38-10 victory vs. Car. (9/28)...Part of an O-line that helped Flacco throw for 327 yards and 3 TDs for a then-franchise-record 137.4 QB rating
- Played in his 100th-career game and helped protect Flacco, who set career highs in attempts (62 - tied), completions (35) and long pass (80 yards) vs. Cin. (9/7)

## 2013: (BALTIMORE RAVENS – 16/16)

- Earned his third-consecutive Pro Bowl nod after starting all 16 games at RG, helping protect QB Joe Flacco, allowing him to set then-career highs in attempts (614), completions (362) and passing yards (3,912)
- Helped protect Flacco, allowing him to complete 65.4% of his passes (17 of 26) for 273 yards and 1 TD, including 2 60-plus-yard completions in the 19-3 win vs. NYJ (11/24)
- Protected Flacco, allowing him to surpass the 20,000-yard career passing mark, and helped the Ravens rush for 174 yards at Chi. (11/17)

- Helped protect Flacco, who set career highs in passing attempts (62) and completions (34), while throwing for 362 yards and 2 TDs at Den. (9/5)

## 2012: (BALTIMORE RAVENS – 14/14, 4/4)

- Named to his second-consecutive Pro Bowl after helping the Ravens score the second-most points (398) and post the fourth-most total yards (5,640) in team history...Missed two games (game 14, ankle, and game 16, coaches decision)
- Helped the Ravens average 410.3 yards per game in four playoff contests...Also protected QB Joe Flacco, allowing him to become the second player in NFL history (Joe Montana - 1989) to throw 11 TDs and 0 INTs en route to winning Super Bowl XLVII
- Started at RG and helped the Ravens produce 367 yards in the 34-31 victory in Super Bowl XLVII vs. SF (2/3/13)
- Helped the Ravens gain a postseason franchise-record 479 yards of total offense, including helping Flacco post a playoff franchise-record in yards (331), adding 3 passing TDs and no INTs, for a 116.2 QB rating in the 38-35 double-OT win in the Divisional Playoff at Den. (1/12/13)
- Started at RG (after missing the previous game with an ankle injury) in the AFC North clinching game, and helped the offense post a season-high 533 yards, the third-highest output in team history, in the 33-14 victory vs. NYG (12/23)
- Helped pave the way for 443 total yards, including 355 yards and 1 TD passing by Flacco, in the 16-13 OT victory at SD (11/25)...The Ravens overcame a 13-3 deficit in the fourth quarter to tie the game with a FG as time expired
- The Ravens posted a franchise-record 55 points while totaling 419 yards in the 55-20 victory vs. Oak. (11/11)

## 2011: (BALTIMORE RAVENS – 16/16, 2/2)

- Earned his first Pro Bowl after helping RB Ray Rice score a franchise-record 15 total TDs and rush for a career-high 1,364 yards and an NFL-best 2,068 yards from scrimmage... Also helped protect QB Joe Flacco, who threw for 3,610 yards and 20 TDs
- Protected Flacco, who had 482 yards (36-of-63 passing), 4 TDs and a 96.1 QB rating in two postseason contests
- Started at RG and helped Flacco complete 22 of 36 passes for 306 yards, 2 TDs and 1 INT (95.4 QB rating) in the AFC Championship at NE (1/22/12)

## — YANDA'S COMMUNITY IMPACT —

- Annually serves as a celebrity shopper at the Ravens' Holiday Helpers event, hosted by former Ravens WR Steve Smith Sr. (2014-16) and CB Brandon Carr (2017) at a local Target store
- Served 500 hot meals to homeless Baltimore men at former Ravens Bart Scott's annual Helping Up Mission Thanksgiving dinner (2015 & 2017)
- Participated in the annual Helping Up Mission coat distribution by providing outerwear to homeless Baltimore men (2015)





# 73 MARSHAL YANDA

- RB Ray Rice rushed for 191 yards and 2 TDs, including a career-long 70-yarder, in the 24-16 victory at Cin. (1/1/12)... The win clinched the AFC North Division Championship and the Ravens' first-ever season sweep of the division
- The Ravens rushed for 290 yards (third most in team history), including a career-high 204 yards by RB Ray Rice (fourth most in team history), in the 24-10 win at Cle. (12/4)
- Started at RT (his 50th-career start) and helped the Ravens gain 356 yards, including a 92-yard game-winning TD drive with 8 seconds remaining, in the 23-20 win at Pit. (11/6)... Ravens converted a franchise-record 14 of 21 third-down attempts (66.7%) against the Steelers
- Helped the Ravens produce a franchise-record 553 total yards, including a career-high 389 passing yards and 3 TDs from QB Joe Flacco, in the 37-7 victory at STL (9/25)

## 2010: (BALTIMORE RAVENS – 16/16, 2/2)

- Helped protect QB Joe Flacco, allowing him to complete 62.6% of his passes (306 of 489) for 3,622 passing yards, 25 TDs and a 93.6 QB rating
- Started all 16 games at RT after moving from RG due to a season-ending injury to T Jared Gaither in training camp
- Started at RT in both playoff games and helped the Ravens produce 516 total yards, including 390 yards in the 30-7 win in the Wild Card at KC (1/9/11)
- Helped the Ravens rush for 208 yards and RB Ray Rice to produce a career-high 233 yards from scrimmage (153 rushing and 80 receiving) in the 30-24 victory vs. NO (12/19)
- Protected Flacco, allowing him to complete 71% of his passes (25 of 35) for 289 yards and 2 TDs in the 17-10 win vs. TB (11/28)...Flacco set a Ravens' franchise record with his 52nd- and 53rd-career TD passes
- Helped the Ravens rush for 233 yards, 4 TDs, and a franchise-record 17 rushing first downs, in the 31-17 victory vs. Den. (10/10)

## 2009: (BALTIMORE RAVENS – 16/9, 2/2)

- The Ravens posted a franchise-record 47 TDs (team-record 22 rushing), adding 5,619 total yards, including the then-Top 3 single-game yardage totals in team history (548 vs. Det. - 12/13, 501 vs. KC - 9/13 and 479 vs. Cle. - 9/27)
- Protected QB Joe Flacco, allowing him to complete 63.1% of his passes (315 of 499) for 3,613 yards and 21 TDs (88.9 QB rating)...Also helped the Ravens rush for 2,200 yards, including 1,339 yards (fourth-highest in franchise history) by RB Ray Rice, who finished second in the NFL in yards from scrimmage (2,041) and became the second player in franchise history (Jamal Lewis - 2,271 in 2003) to gain 2,000 yards from scrimmage
- Helped the Ravens rush for 321 yards (4.5 avg.) and 4 TDs in two postseason games
- Started his first-career postseason game at RG and helped the Ravens rush for a postseason-franchise-record 234

yards and 4 TDs, including a postseason-franchise-record 83-yard TD run (second-longest rush in NFL postseason history) by Rice on the first play from scrimmage, in the 33-14 victory in the Wild Card at NE (1/10/10)

- Started at RG and helped the Ravens produce 308 rushing yards (second-most in franchise history) and a franchise-record 5 rushing TDs in the 48-3 victory vs. Det. (12/13)
- Saw action for the first time since Week 5 of the 2008 season vs. KC (9/13)

## 2008: (BALTIMORE RAVENS – 5/5, 0/0)

- Placed on Injured Reserve (knee) on 10/14
- Started at RG and helped protect QB Joe Flacco, allowing him to complete 73.7 percent of his passes (for 241 yards), before leaving the game in the fourth quarter with a knee injury at Ind. (10/12)

## 2007: (BALTIMORE RAVENS – 16/12)

- Was one of three rookies to start along the O-line (most in the NFL) and protected Ravens QBs, allowing them to complete 341 passes (61.2%) for 3,308 yards...Baltimore also rushed for 1,797 yards and 11 TDs
- Made his first-career NFL start at RT and helped protect QB Kyle Boller, who completed 65.7% of his passes, in the 20-13 win vs. NYJ (9/16)

## — COLLEGE —

- Started 25 games during his Iowa career (four at LG, five at LT and 16 at RT)
- Earned third-team All-American (*The NFL Draft Report*) and second-team All-Big Ten (league coaches and *The NFL Draft Report*) honors as a senior in 2006...Earned the Hawkeye Hustle Award during his first year at Iowa (2005).
- Attended North Iowa Area (Mason City, IA) Community College for two years (2003-04), earning All-Region honors in consecutive seasons and honorable mention All-American recognition as a sophomore
- Majored in economics

## — HIGH SCHOOL —

- Tabbed a first-team All-Conference selection as a senior and junior at Anamosa (IA) HS...Served as team captain as a senior and earned three letters at tackle and DT
- Also lettered in track and field (discus and shot put) and basketball (twice)



## NOTE THE QUOTE

**Bengals DT Geno Atkins on battling Yanda:** "When I tell my son or daughter about football [someday], I'll tell them that he was one of the best guards I went up against in the league. He's got nastiness, he's physical, and he has finesse. He's strong, but if you try to beat him with a little finesse, he can handle that, too, because he's got good feet. He's got the whole package."

# 25

CORNERBACK  
5-9 | 185



## TAVON YOUNG

COLLEGE: TEMPLE HS: POTOMAC (OXON HILL, MD)  
BORN: 3/14/94, OXON HILL, MD  
EXP. (NFL/RAVENS): 3/3 GP/GS (PLAYOFFS): 16/11 (0/0)



### — KEY TRANSACTIONS —

- Placed on Injured Reserve on 9/1/17 after suffering a knee injury during 2017 June OTAs
- Selected by the Ravens in the fourth round (104th overall) of the 2016 NFL Draft...Young was the first of five players selected in the fourth round

### — CAREER HIGHLIGHTS —

- As a rookie in 2016, tallied 50 tackles (41 solo), 2 INTs (returned 22 yards), 8 PD and 1 FR for a defense that finished first in the league with 18 INTs (tied, SD and KC)
- Intercepted QB Eli Manning in the first start of his career at NYG (10/16/16)
- Recorded his first-career INT and posted 3 special teams tackles at Jax. (9/25/16)
- Scored Baltimore's first 2 points on a defensive 2-point conversion, when he scooped up a blocked PAT (Lawrence Guy) and returned it for a score in a 25-20 win at Cle. (9/18/17)

### — PERSONAL —

- Majored in adult and organizational development

### — NOTE THE QUOTE —

"I like [playing] nickel. I feel like you can do a little bit of everything. You can get sacks, strips, fumbles, interceptions and tackles for loss. That's where the action is, and I like that." — **Tavon Young, June 2018**

### — SEASON RECAPS —

#### 2017: (BALTIMORE RAVENS – 0/0, INJURED RESERVE)

- Missed the season due to a knee injury sustained in June OTAs and was placed on Injured Reserve on 9/1

#### 2016: (BALTIMORE RAVENS – 16/11)

- Started 11 games as a rookie, tallying 50 tackles (41 solo), 2 INTs (returned 22 yards), 8 PD and 1 FR for a defense that finished first in the league with 18 INTs (tied, SD and KC), allowed the NFL's fifth-fewest rushing yards (89.4 ypg) and was the league's seventh-ranked unit (322.1 ypg)
- Helped Baltimore become one of three teams (Den. & Sea.) to rank in the NFL's Top 10 in total defense in three-straight seasons (2014-16)
- Posted a career-high-tying 2 PD and notched 4 solo tackles in the 19-14 victory vs. Cin. (11/27)
- Tallied 4 stops and 2 PD for a defense that limited the Browns to 144 yards of total offense, marking the eighth fewest in Ravens history, in the 28-7 win vs. Cle. (11/10)

- Started and posted a career-high 6 tackles at NYJ (10/23)
- Notched his first-career start and returned a QB Eli Manning INT 16 yards to put the Ravens in scoring position at NYG (10/16)
- Posted his first-career FR after DE Lawrence Guy forced a fumble in the fourth quarter vs. Oak. (10/2)
- Recorded his first-career INT, which he secured off a tipped pass from DT Timmy Jernigan, while playing from scrimmage for a unit that limited the Jaguars to 216 yards of total offense in the 19-17 win at Jax. (9/25)...Also was a standout performer on special teams, posting 3 tackles
- Notched 2 solo stops for a defense that posted a shutout in the final three quarters in a 25-20, come-from-behind win at Cle. (9/18)...The 20-point turnaround marked the Ravens' second-largest comeback victory in team history...Young scored the team's first 2 points on a defensive 2-point conversion, when he scooped up a blocked PAT (Lawrence Guy) and returned it for the score

### — COLLEGE —

- Played in 48 career games (32 starts), posting 127 tackles (99 solo), 2.5 sacks (-20 yards), 8 TFL (-34 yards), 21 PD, 7 INTs (157 return yards), 2 FFs and 3 FRs...Scored on 2 TD returns (an INT and FR)
- Produced 41 tackles (29 solo), a career-high 5 TFL (-13 yards), 1 sack and finished second on the team with 7 PD as a senior in 2015, earning a trip to the 2016 Senior Bowl
- In 2014, led the team in INTs (4) and the AAC in INT return yards (153), returning 1 for a TD...Amassed 23 tackles (22 solo), 1 FR-TD, 1 INT-TD and ranked third in the conference with 9 PD, earning honorable mention All-AAC honors
- Racked up 51 tackles (39 solo), 1 TFL (-4 yards), 1 INT, 1 FF, 1 FR and a team-leading 5 PD in 2013
- Became one of just four true freshman to start in 2012, registering 12 tackles (9 solo), 2 INTs, 2 TFL (-17 yards), 2 PD, 1 FF, 1 FR and 1.5 sacks

### — HIGH SCHOOL —

- Prepped at Potomac (Oxon Hill, MD) HS, where as a senior, he was named first-team All-League, All-Metro and a Chick-fil-A Challenge All-Star
- Earned first-team All-State, All-League and All-County honors as a junior in 2010 after posting 31 tackles, 12 PD, 7 INTs and 1 FR...Also had 35 receptions for 9 TDs and 3 return TDs for the Wolverines
- Also lettered in track and basketball

# 25 TAVON YOUNG

## 2016

### GAME-BY-GAME DEFENSE

#### RAVENS

Date/Opp.	TT	Solo	Asst.	Sacks	INT	PD	FF	FR
9/11 vs. Buf.	1	1	0	0-0	0-0	0	0	0
9/18 @ Cle.	2	2	0	0-0	0-0	0	0	0
9/25 @ Jax.	0	0	0	0-0	1-6	1	0	0
10/2 vs. Oak.	2	2	0	0-0	0-0	0	0	1
10/9 vs. Was.	3	3	0	0-0	0-0	0	0	0
10/16 @ NYG	3	3	0	0-0	1-16	1	0	0
10/23 @ NYJ	6	4	2	0-0	0-0	0	0	0
11/6 vs. Pit.	5	4	1	0-0	0-0	0	0	0
11/10 vs. Cle.	4	3	1	0-0	0-0	2	0	0
11/20 @ Dal.	3	2	1	0-0	0-0	0	0	0
11/27 vs. Cin.	4	4	0	0-0	0-0	2	0	0
12/4 vs. Mia.	3	2	1	0-0	0-0	1	0	0
12/12 @ NE	4	3	1	0-0	0-0	0	0	0
12/18 vs. Phi.	3	3	0	0-0	0-0	1	0	0
12/25 @ Pit.	3	3	0	0-0	0-0	0	0	0
1/1/17 @ Cin.	4	2	2	0-0	0-0	0	0	0
<b>Totals</b>	<b>50</b>	<b>41</b>	<b>9</b>	<b>0-0</b>	<b>2-22</b>	<b>8</b>	<b>0</b>	<b>1</b>

Note: Missed 2017 season (knee) on Injured Reserve



### REGULAR SEASON

Year	Team	GP	GS	TACKLES			SACKS		INTERCEPTIONS				FUMBLES			
				TT	Solo	Asst.	No.	Yards	No.	Yards	LG	TD	PD	FF	FR	Yards
2016	Baltimore	16	11	50	41	9	0.0	0.0	2	22	16	0	8	0	1	0
2017	Baltimore	0	0	INJURED RESERVE - KNEE			--	--	--	--	--	--	--	--	--	--
<b>Totals</b>		<b>16</b>	<b>11</b>	<b>50</b>	<b>41</b>	<b>9</b>	<b>0.0</b>	<b>0.0</b>	<b>2</b>	<b>22</b>	<b>16</b>	<b>0</b>	<b>8</b>	<b>0</b>	<b>1</b>	<b>0</b>

SPECIAL TEAMS TACKLES (3): 2016 (3)

### CAREER SINGLE-GAME HIGHS (REGULAR SEASON)

#### Total Tackles:

6 (10/23/16 at NYJ)

#### Solo Tackles:

4 3 times (last: 11/27/16 vs. Cin.)

#### Sacks:

None

#### INTs:

1 2 times (last: 10/16/16 at NYG)

#### Passes Defensed:

2 2 times (last: 11/27/16 vs. Cin.)

#### Forced Fumbles:

None

#### Fumble Recoveries:

1 (10/2/16 vs. Oak.)

Additional Statistics: Returned a blocked PAT for a defensive 2-point conversion at Cle. (9/18/16)

## — YOUNG'S COMMUNITY IMPACT —

- Partnered with teammates and Ravens staff members to renovate Mary Ann Winterling Elementary School in downtown Baltimore (2017)
- Joined the 2016 rookie class at the Helping Up Mission in Baltimore City, visiting with and serving lunch to the residents of the homeless shelter
- Participated in the Ravens' PLAY 60 Festival, to kick off the team's year-round efforts to encourage children to be active for at least 60 minutes per day, and joined 300 children from various Baltimore City after-school programs at Patterson Park Utz Twardowicz Field (2016)
- Joined youth from Woodson Elementary and George Washington Elementary to participate with the United Way for the annual Hometown Huddle Ravens' TEAM Challenge event at Under Armour's Banner Field in Baltimore City (2016)
- Attended the Purple Dinner Party at M&T Bank Stadium, where he engaged with members of Purple, the official Baltimore Ravens club created just for women (2016)
- Supports teammates' charitable endeavors, including former Raven Lardarius Webb's Turkey Distribution (2016) and Celebrity Softball game (2017)



# BALTIMORE RAVENS

## - 2018 DRAFT PICKS -



No.	Name	Pos.	Ht.	Wt.	Birthdate	College	How Acq.
81	Hayden Hurst	TE	6-4	245	8/24/93	South Carolina	D1a
8	Lamar Jackson	QB	6-2	212	1/7/97	Louisville	D1b
78	Orlando Brown Jr.	T	6-8	345	5/2/96	Oklahoma	D3a
89	Mark Andrews	TE	6-5	256	9/6/95	Oklahoma	D3b
28	Anthony Averett	CB	5-11	178	11/30/94	Alabama	D4a
40	Kenny Young	LB	6-1	234	11/15/94	UCLA	D4b
12	Jaleel Scott	WR	6-5	210	2/23/95	New Mexico State	D4c
17	Jordan Lasley	WR	6-1	213	11/13/96	UCLA	D5
21	DeShon Elliott	S	6-1	210	4/21/97	Texas	D6a
64	Greg Senat	T	6-6	305	9/8/94	Wagner	D6b
77	Bradley Bozeman	C	6-5	317	11/24/94	Alabama	D6c
95	Zach Sieler	DT	6-6	290	9/7/95	Ferris State	D7



# 81

TIGHT END  
6-4 | 245



## HAYDEN HURST

COLLEGE: SOUTH CAROLINA HS: BOLLES SCHOOL (JACKSONVILLE, FL)

BORN: 8/24/93, JACKSONVILLE, FL

EXP. (NFL/RAVENS): ROOKIE COLLEGE GP/GS: 38/27



### — KEY TRANSACTIONS —

- Hayden Hurst was selected by the Ravens in the first round (25th overall) of the 2018 NFL Draft...Declared for the draft following his junior season...Was the first of two (QB Lamar Jackson, 32nd) first-round picks by Baltimore

### — COLLEGE HONORS —

- First-team All-SEC by media and league coaches (2017)
- John Mackey Award (nation's top TE) semifinalist (2017)
- Earned South Carolina's Strength & Conditioning Award, Unselfish Teammate Award (offense) and Tenacity (offense) Award (2017)
- All-SEC Fall Academic Honor Roll (2015-17)

### — CAREER HIGHLIGHTS —

- Saw action in 38 games (27 starts), recording 100 receptions for 1,281 yards and 3 TDs
- Set the school record for a TE and finished ranked 17th overall with 100 catches...Ranks second among Gamecock TEs for career receiving yards (1,281)
- During his two years (2016-17) as a starter, he never missed a game and racked up 92 catches for 1,195 yards and 3 TDs
- A two-time "permanent" team captain, he initially earned the honor in 2016, when he became the first South Carolina sophomore ever to do so

### — PERSONAL —

- Played two seasons in the Pittsburgh Pirates organization in the rookie Gulf Coast League, first as a pitcher in 2013 and then as a first baseman in 2014...Was selected by the Pirates in the 17th round of the 2012 MLB Draft
- Majored in sport and entertainment management
- Following his playing career, is interested in becoming a football or strength & conditioning coach

### — SEASON RECAPS —

#### 2017: (SOUTH CAROLINA – 13/13)

- Earned first-team All-SEC honors, posting 44 catches for 559 yards and 2 TDs...Rushed 9 times for 30 yards and 1 TD

- Was the Gamecocks' second-leading receiver in both catches and yards...Ranked seventh nationally among TEs in receiving yards and tied for 10th in receptions
- Tallied 3 catches for a team-high 69 yards and 1 TD, also registering a rushing score, at Missouri
- Surpassed the 1,000-yard career receiving mark vs. Arkansas, reeling in 2 passes for 76 yards, including a career-long 62-yarder
- Broke the school record for career catches by a TE in a win over Vanderbilt, surpassing Danny Smith (78) from 1984-87
- Set a career-high with 93 receiving yards on 7 catches at Georgia, earning John Mackey National Tight End of the Week accolades

#### 2016: (SOUTH CAROLINA – 13/13)

- Set the school's single-season record for catches (48) by a TE, breaking the previous mark of 38 (Doug Hamrick in 1970)...Was the first Gamecocks TE to record 30 receptions since Weslye Saunders in 2009
- Added a career-high 616 receiving yards and 1 TD, with the 616 breaking Smith's previous school record (576 in 1987)
- Hauled in 6 passes for 86 yards and 1 TD in the Birmingham Bowl against South Florida
- Led all players with 6 catches for 86 yards vs. Georgia... Also served as South Carolina's punt returner in the game, becoming the biggest punt returner in recent D-I memory

#### 2015: (SOUTH CAROLINA – 12/1)

- Walked on at South Carolina after playing baseball in the Pittsburgh Pirates' minor league system
- Caught 8 passes for 106 yards, playing TE and on special teams early in the season before moving to WR

### — HIGH SCHOOL —

- Prepped at The Bolles School (Jacksonville, FL), where he was a standout baseball and football player
- Helped the Bulldogs to a pair of state baseball titles, earning Florida All-Region first-team honors and 2012 Rawlings second-team All-American accolades as a right-handed pitcher who could throw in the low 90s
- Turned down a baseball scholarship from Florida State to sign with the Pittsburgh Pirates

#### COLLEGE STATISTICS

Year	School	GP	GS	RECEIVING					RUSHING				
				No.	Yards	Avg.	LG	TD	No.	Yards	Avg.	LG	TD
2015	South Carolina	12	1	8	106	13.2	47	0	0	0	0.0	0	0
2016	South Carolina	13	13	48	616	12.8	47	1	2	9	4.5	7	0
2017	South Carolina	13	13	44	559	12.7	62	2	9	30	3.3	13	1
<b>Totals</b>		<b>38</b>	<b>27</b>	<b>100</b>	<b>1,281</b>	<b>12.8</b>	<b>62</b>	<b>3</b>	<b>11</b>	<b>39</b>	<b>3.5</b>	<b>13</b>	<b>1</b>



8

QUARTERBACK  
6-2 | 212

# LAMAR JACKSON

COLLEGE: LOUISVILLE HS: BOYNTON BEACH (FL)

BORN: 1/7/97, POMPANO BEACH, FL

EXP. (NFL/RAVENS): ROOKIE COLLEGE GP/GS: 38/34



## — KEY TRANSACTIONS —

- Lamar Jackson was selected by the Ravens in the first round (32nd overall) of the 2018 NFL Draft...Was the second (TE Hayden Hurst, 25th) of two first-round picks... Declared for the NFL Draft following his junior season

## — COLLEGE HONORS —

- Heisman Trophy Winner (2016)
- Maxwell Award Winner (2016)
- Walter Camp Player of the Year (2016)
- *Associated Press* Player of the Year (2016)
- *CBS Sports* Player of the Year (2016)
- *The Sporting News* Player of the Year (2016)
- ACC Player of the Year (2016, 2017)
- ACC Offensive Player of the Year (2016, 2017)
- Walter Camp First Team All-American (2016)
- AFCA First Team All-American (2016)
- FWAA First Team All-American (2016)
- First-team *Associated Press* All-American (2016)
- First-team *ESPN.com* All-American (2016)
- First-team *The Sporting News* All-American (2016)
- First-team All-ACC (2016-17)
- Heisman Trophy Finalist (2017)
- Walter Camp Player of the Year Finalist (2017)
- Second-team *Associated Press* (2017)
- Second-team *Associated Press* All-American (2017)
- Second-team Walter Camp All-American (2017)
- Second-team FWAA All-American (2017)
- Second-team CBS All-American (2017)
- Maxwell Award Semifinalist (2017)
- Davey O'Brien Award Semifinalist (2017)
- Manning Award Finalist (2017)

## — CAREER HIGHLIGHTS —

- Playing in just 38 career games, Jackson broke or shares 42 school and seven ACC records, while becoming the only player in ACC history to be named both the Player and Offensive Player of the Year in consecutive seasons
- Appeared in 38 career games (33 starts) in three seasons, completing 619 of 1,086 pass attempts for 9,043 yards, 69 TDs and a 142.9 passer efficiency...Also rushed 655 times for 4,132 yards (6.3 avg.) and 50 TDs
- Was voted the ACC Player of the Year and ACC Offensive

Player of the Year in consecutive seasons (2016-17), which was a first in the ACC's 65-year history

- Finished his career ranking sixth in the FBS for career rushing yards (4,132) by a quarterback
- Became the third player in FBS history to record 50 career rushing and 50 career passing TDs (Tim Tebow & Colin Kaepernick) and the only non-senior to reach that mark
- Is the only player in FBS history to rush for at least 1,500 yards and pass for at least 3,500 yards in a season (accomplished the feat in both 2016 & 2017)
- In 2016, became the youngest player ever (19 years, 337 days) to win the Heisman Trophy Award
- Combined for 51 TDs in 2016, tying him for third most by a Heisman winner (Tim Tebow)
- Owns Louisville record for total yards (13,175) and total yards per game (346.7 ypg - ACC record)
- Holds many other career school records, including: rushing yards (4,132), rushing TDs (50), 150-yard rushing games (13), 100-yard rushing games (23) and points responsible for (718)
- Set single-season ACC records for rushing yards (1,601 - 2017) and rushing TDs (21 - 2016) by a QB

## — PERSONAL —

- Was awarded a key to the city of his hometown Pompano Beach, FL in May 2017
- Does not have an official 40-yard dash time, and when asked if he has recorded one said, "4.34 – I ran it with turf toe, too. So, I don't know what I really run."
- Son of Felicia Jones
- Communication major at Louisville

## — NOTE THE QUOTE —

"Lamar Jackson had one of the greatest collegiate football careers in the history of the University of Louisville and college football in general. His accomplishments will never be forgotten and will be hard to surpass. He's one of the most explosive and dynamic quarterbacks that college football has ever seen, and I'd like to thank him for all of his contributions to our football program and wish him only the best."

— **Louisville Head Coach Bobby Petrino**

"I used to call him my own, personal video game, because humans just don't do that stuff."

— **Former Boynton Beach HS Head Coach Rick Swain**



# 8 LAMAR JACKSON

## — SEASON RECAPS —

### 2017: (LOUISVILLE – 13/13)

- Named a Heisman Trophy finalist for the second-straight season after starting all 13 games and recording 3,660 passing yards (254 of 430 passing), 27 TDs and a 146.6 passer efficiency
- Also recorded a school record 1,601 rushing yards on 232 carries (6.9 avg.) and 18 rushing TDs
- Posted a school best 5,261 yards of total offense en route to being named ACC Player and Offensive Player of the Year for the second-straight year (first time in ACC history)
- Became the only player in FBS history to rush for 1,500 yards and pass for 3,500 yards in a season (second-consecutive season)
- Had 329 yards of total offense in the TaxSlayer Bowl against Mississippi State with 3 total TDs and 158 rushing yards
- Became the third player (Tim Tebow & Colin Kaepernick) in FBS history to record 50 rushing and 50 passing TDs in a career with his first rushing TD in the TaxSlayer Bowl
- Posted 372 yards of offense against Kentucky, including 156 rushing yards, becoming the first player in school history to have two seasons with over 1,300 rushing yards.
- Broke two of his own school records against Kentucky: Single-season games with 300 yards of total offense (12) and 100-yard rushing games (nine)
- Became the school's career leader in total offense after posting 381 yards of offense vs. Syracuse and was just the second played in ACC history to post five-straight 100-yard rushing performances with 120 yards vs. the Orange
- Had 491 yards of total offense against Wake Forest, totaling the 14th-career game with at least 400 yards, breaking the ACC record...Also had 4 total TDs (3 rushing and 1 passing)
- Rushed for 3 TDs against Boston College, setting Louisville's career rushing TDs record, and had a season-high 180 rushing yards
- Totaled 525 yards of offense against North Carolina, the eighth most in a game in ACC history, adding 6 total TDs

### 2016: (LOUISVILLE – 13/13)

- Became the youngest player ever to win the Heisman Trophy at 19 years and 337 days
- Posted 3,543 passing yards and a career-high 30 passing TDs...Also set ACC records for most rushing yards by a QB (1,571 - broke his own record in 2017 with 1,601), and rushing TDs (21) by a QB

- Accounted for 5 scores against Kentucky while setting the school record with his eighth 100-yard rushing game (broken in 2017 - 10)
- Totaled 7 TDs at Boston College, posting 231 yards and 4 passing TDs and rushed for 185 yards and 3 TDs
- Threw 4 TD passes, including 1 to WR Jaylen Smith in the final minute of play to win at Virginia
- Had a career-high 417 passing yards and added 5 TDs through the air at Marshall
- Rushed for 146 yards and tied a career-high 4 rushing TDs in a win over nationally-ranked Florida State
- Set a school record and tied an ACC record by accounting for 8 TDs (career-high 6 passing and 2 rushing) and tied a school record with his 6 TD throws...Also set a school and ACC record with 610 yards of total offense vs. Charlotte

### 2015: (LOUISVILLE – 12/7)

- Finished second in voting for ACC Offensive Rookie of the Year as a freshman after appearing in 12 games (seven starts) and throwing for 1,840 yards and 12 TDs and rushing for 960 yards and 11 TDs
- Owns five school records by a freshman, including total yards (453) and rushing yards (226) in a game, and most 100-yard rushing games (five)
- Started the game in a trick-play formation against Auburn, and rushed for 106 yards and 1 TD
- Named MVP and set the Music City Bowl rushing record with 226 yards and 2 TDs against Texas A&M
- Made his first-career start at QB vs. Houston, going 17-of-27 passing for 168 yards and 1 TD and adding 1 rushing TD

## — HIGH SCHOOL —

- Prepped at Boynton Beach (FL) HS, where he was a 4-star prospect in the state of Florida, rated the nation's No. 8 dual-threat QB and the No. 31 overall player in Florida according to *247Sports.com*
- Rated the No. 30 QB nationally and No. 8 in the South Region by *Scout.com*
- Named Class 6A Florida first-team All-State and capped his standout career by winning Palm Beach County's top honor after being named the Lou Groza High School Player of the Year
- Helped guide his team to a 9-2 record and an appearance in the Class 6A regional quarterfinals

### COLLEGE STATISTICS

Year	School	GP	GS	PASSING								RUSHING						
				Att.	Comp.	Yards	Comp%	Yds/Att	TD	INT	LG	Sack/Lost	Rating	No.	Yards	Avg.	LG	TD
2015	Louisville	12	7	247	135	1,840	54.7	7.45	12	8	56	26/186	126.8	163	960	5.9	73	11
2016	Louisville	13	13	409	230	3,543	56.2	8.66	30	9	74t	46/330	148.8	260	1,571	6.0	72t	21
2017	Louisville	13	13	430	254	3,660	59.1	8.51	27	10	78	29/160	146.6	232	1,601	6.9	75	18
<b>Totals</b>		<b>38</b>	<b>33</b>	<b>1,086</b>	<b>619</b>	<b>9,043</b>	<b>57.0</b>	<b>8.33</b>	<b>69</b>	<b>27</b>	<b>78</b>	<b>101/676</b>	<b>142.9</b>	<b>655</b>	<b>4,132</b>	<b>6.3</b>	<b>75</b>	<b>50</b>

# 78

TACKLE  
6-8 | 345



## ORLANDO BROWN JR.

COLLEGE: OKLAHOMA HS: PEACHTREE RIDGE (SUWANEE, GA)

BORN: 5/2/96, DULUTH, GA

EXP. (NFL/RAVENS): ROOKIE COLLEGE GP/GS: 40/40



### — KEY TRANSACTIONS —

- Orlando Brown Jr. was selected by the Ravens in the third round (83rd overall) of the 2018 NFL Draft...Was the first of Baltimore's two picks in the round (Oklahoma teammate TE Mark Andrews, 86th)

### — COLLEGE HONORS —

- Unanimous first-team All-American by the AFCA, AP, FWAA, *The Sporting News* and Walter Camp (2017)
- Outland Trophy finalist (2017)
- Big 12 Offensive Lineman of the Year (2016 & 2017)
- Freshman All-American by *The Sporting News* (2015)

### — CAREER HIGHLIGHTS —

- Was back-to-back Big 12 Offensive Lineman of the Year (2016, 2017) and was the first sophomore and the second Sooner (Jon Cooper, 2008) to earn the accolade
- Part of an O-line that helped protect QB Baker Mayfield, the No. 1 overall draft pick in 2018, during his Heisman Trophy-winning campaign (2017)

### — PERSONAL —

- Late father, Orlando "Zeus" Brown Sr., was a starting tackle for the Cleveland Browns (1993-95, 1999) and Baltimore Ravens (1996-98, 2003-06)... "Zeus" started 119 of 129 contests during his career
- Brown Jr. wears a bandana during every game in memory of his father, who had a bandana in his equipment bag the night he passed away
- Cites former Oklahoma lineman Jammal Brown, the 2004 Outland Trophy winner and No. 13-overall draft pick in 2005, as a mentor
- Majored in human relations at Oklahoma

### — NOTE THE QUOTE —

"There's not going to be any player that we draft this year who is going to be more invested in the Ravens than Orlando."

— Eric DeCosta, Assistant General Manager

### — SEASON RECAPS —

#### 2017: (OKLAHOMA – 14/14)

- Was a unanimous first-team All-American by the AFCA, *Associated Press*, FWAA, *The Sporting News* and Walter Camp...Named first-team All-Big 12 by head coaches and AP...Was also named an Outland Trophy finalist
- Named Big 12 Offensive Lineman of the Year for the second

year in a row...Was one of three players (Cyril Richardson, 2012 & 2013; Spencer Drango, 2014 & 2015) to win the award multiple times

- Started every game at left tackle in his career as a Sooner
- Protected QB Baker Mayfield during his Heisman Trophy-winning campaign, allowing him to set the OU single-season record in total offense (4,938 yards), FBS single-season record in passing efficiency rating (198.9) and topped the FBS in completion percentage (70.5), points responsible for (296) and yards per pass attempt (11.5)
- Part of an offensive line that helped Oklahoma amass 8,114 yards of total offense...The Sooners ranked first in the Big 12 and NCAA in the category (579.6 ypg)
- Helped Mayfield complete 23-of-35 pass attempts for 287 yards and 2 TDs in the College Football Playoff Semifinal at the Rose Bowl against Georgia

#### 2016: (OKLAHOMA – 13/13)

- After playing 659 consecutive snaps and surrendering just one sack, was voted the 2016 Big 12 Offensive Lineman of the Year by the league's head coaches...Became the first sophomore to win the award since its introduction
- Named first-team All-Big 12 by the league's head coaches and *Associated Press* after starting every game at left tackle for the Sooners
- Part of an offensive line that helped protect QB Baker Mayfield, allowing him to set the FBS single-season record in passing efficiency rating (196.4) and register 3,965 yards, 40 TDs and just 8 INTs
- Part of an offensive line that helped pave the way for Sooner leading rusher RB Samaje Perine and RB Joe Mixon, who combined for 2,334 yards and 22 TDs, adding 644 receiving yards and 6 receiving TDs

#### 2015: (OKLAHOMA – 13/13)

- Earned freshman All-America honors by *The Sporting News* and second-team All-Big 12 honors by *ESPN.com* after starting all 13 games for the Sooners
- Blocked for sophomore RB Samaje Perine, who averaged 6.0 yards per carry and led the Big 12 in touchdowns (16)
- Made his first-career start vs. Akron

#### 2014: (OKLAHOMA – 0/0)

- Redshirted his true freshman season

### — HIGH SCHOOL —

- Prepped at Peachtree Ridge (Suwanee, GA) HS, where he was rated a three-star lineman by ESPN, 247Sports, *Scout.com* and *Rivals.com* and was ranked No. 35 among the 2013 ESPNU top O-linemen...Was also named second-team All-USA by *USA Today* in 2013

# 89

TIGHT END  
6-5 | 256



## MARK ANDREWS

COLLEGE: OKLAHOMA HS: DESERT MOUNTAIN (SCOTTSDALE, AZ)  
BORN: 9/6/95, SCOTTSDALE, AZ  
EXP. (NFL/RAVENS): ROOKIE COLLEGE GP/GS: 40/26



### — KEY TRANSACTIONS —

- Mark Andrews was selected by the Ravens in the third round (86th overall) of the 2018 NFL Draft...Was the second of two third-round picks (Oklahoma teammate T Orlando Brown, 83rd) by the Ravens
- Declared for the draft following his redshirt junior season

### — COLLEGE HONORS —

- Unanimous first-team All-American (2017)
- John Mackey Award (nation's top TE) winner (2017)
- First-team All-Big 12 (2015-17)
- Second-team Academic All-Big 12 (2017)
- First-team Academic All-Big 12 (2015-16)

### — CAREER HIGHLIGHTS —

- Oklahoma's all-time leader in receiving yards (1,765) by a tight end, also producing 112 catches and 22 TDs
- Finished his career ranking sixth overall in TD receptions (22), 11th in 100-yard games (3), 11th in receiving yards (1,765) and 16th (second among TEs) with 112 receptions
- Posted 62 catches for 958 yards and 8 TDs en route to winning the 2017 John Mackey Award (nation's top TE)
- Helped lead the Sooners to appearances in the CFP Semifinal (Rose Bowl) in 2018, the 2017 Sugar Bowl and the 2016 Orange Bowl

### — PERSONAL —

- Was diagnosed with type 1 diabetes and wears an insulin pump, except when he plays football...Passionate about serving as a spokesperson for those with diabetes and educating youth about its effects and ways to overcome
- Majored in management at Oklahoma
- Father, Paul, and brother, Jack, are urologists, while his sister, Annie, is in dental school...Mother, Martha, and brother, Charlie, work in real estate

### — SEASON RECAPS —

#### 2017: (OKLAHOMA – 14/14)

- Was a unanimous first-team All-American and won the John Mackey Award (nation's top TE) after posting 62 receptions for 958 yards (15.5 avg.) and 8 TDs

- Oklahoma averaged 361.8 passing yards per game and 45.1 points per game, both figures ranking as the country's third-best marks
- Played with the NFL's 2018 No. 1-overall pick (QB Baker Mayfield), who won the 2017 Heisman Trophy
- Helped lead the Sooners to an appearance in the CFP Semifinal Playoff (Rose Bowl), where he caught 4 passes for 52 yards
- Tied career high in receptions (7) and TDs (2), finishing with 58 receiving yards, vs. TCU in the Big 12 Title Game
- Registered 4 catches for 61 yards and a TD vs. West Virginia
- Posted 4 catches for 104 yards and a game-winning 59-yard TD against Texas
- Set career highs in receptions (7) and receiving yards (134) and scored a TD vs. UTEP

#### 2016: (OKLAHOMA – 13/11)

- Ranking second on team with 7 TD catches, third with 489 receiving yards and fourth with 31 total receptions, he earned first-team All-Big 12 honors
- Had a 13-yard TD catch in Sugar Bowl win over Auburn
- Caught 3 passes for a then-career-high 94 yards and 2 TDs vs. Houston

#### 2015: (OKLAHOMA – 13/1)

- Earning first-team All-Big 12 honors, he posted 19 catches for 318 yards (16.7 avg.) and 7 TDs
- Tallied 2 catches for 32 yards and a TD in the Orange Bowl vs. Clemson
- Made his Sooners debut, catching 4 passes for 50 yards vs. Akron

#### 2014: (OKLAHOMA – 0/0)

- Redshirted as a true freshman

### — HIGH SCHOOL —

- Prepped at Desert Mountain (Scottsdale, AZ) HS, where he was a three-year starter and posted 68 receptions for 1,122 yards and 17 TDs as a senior TE in 2013
- Tallied 81 catches for 1,494 yards and 21 TDs as a junior
- Made 58 catches for 1,058 yards and 10 TDs as a sophomore in 2011

#### COLLEGE STATISTICS

Year	School	GP	GS	RECEIVING					RUSHING				
				No.	Yards	Avg.	LG	TD	No.	Yards	Avg.	LG	TD
2015	Oklahoma	13	1	19	318	16.7	61	7	0	0	0.0	0	0
2016	Oklahoma	13	11	31	489	15.8	64	7	2	9	4.5	7	0
2017	Oklahoma	14	14	62	958	15.5	59	8	9	30	3.3	13	1
<b>Totals</b>		<b>40</b>	<b>26</b>	<b>112</b>	<b>1,765</b>	<b>15.8</b>	<b>64</b>	<b>22</b>	<b>11</b>	<b>39</b>	<b>3.5</b>	<b>13</b>	<b>1</b>



# 28

CORNERBACK  
5-11 | 178



## ANTHONY AVERETT

COLLEGE: ALABAMA HS: WOODBURY (NJ)

BORN: 11/30/94, WOODBURY, NJ

EXP. (NFL/RAVENS): ROOKIE COLLEGE GP/GS: 36/27



### — KEY TRANSACTIONS —

- Anthony Averett was selected by the Ravens in the fourth round (118th overall) of the 2018 NFL Draft...Was the first of three (Kenny Young, 122nd, and Jaleel Scott, 132nd) players selected in the round

### — COLLEGE HONORS —

- Defensive Player of the Week by Alabama coaches (Weeks 2 & 10, 2017 and Weeks 13 & 14, 2016)
- Preseason first-team All-SEC (2017)

### — CAREER HIGHLIGHTS —

- Played in 36 career games (27 starts), recording 98 tackles (71 solo), 7 TFL (-42 yards), 2 sacks (-23 yards), 16 PD, 2 FFs and 1 INT
- During his two years as a starter (2016-17), Alabama registered a 27-2 record and won the 2017 National Championship...Was also a member of the Crimson Tide team that won the 2015 national title
- In 2017, helped the Alabama defense lead the nation in scoring (11.9 ppg), total defense (260.4 ypg) and rushing (94.7 ypg)

### — PERSONAL —

- Averett is the nephew of former Ravens LT Bryant McKinnie, who was a member of the Super Bowl XLVIII championship team
- He posted the nation's top high school long jump mark as a junior (25 feet, 2.5 inches) and won New Jersey state titles in the 55-meter dash and high jump
- Was "locker buddies" with Ravens CB Marlon Humphrey at Alabama, where the two starred together for two seasons and talked several times during the 2018 pre-draft process about reuniting
- Majored in exercise science at Alabama

### — SEASON RECAPS —

#### 2017: (ALABAMA – 14/14)

- Tied a career high with 48 tackles (31 solo), adding 4 TFL (-23 yards), 1 sack, 8 PD and 1 INT (returned 30 yards) for an Alabama defense that finished first in the country

in scoring (11.9 ppg), total defense (260.4 ypg) and rush defense (94.7) en route to winning the national title

- Tied a season high with 6 tackles (5 solo), adding 2 TFL (-18 yards), 1 sack and 1 PD in the National Championship win against Georgia
- Earned Defensive Player of the Week by Alabama coaches after posting 5 tackles (3 solo) and 2 PD at Mississippi St.
- Named DPOW by Alabama coaches after recording 4 tackles (3 solo) and his first-career INT vs. Fresno St.

#### 2016: (ALABAMA – 15/13)

- Earned his first starting role at corner and recorded a career-high 48 tackles (39 solo), 3 TFL (-19 yards), a team-leading 8 PD, 2 FFs and 1 INT (returned 13 yards)
- Recorded 5 tackles in the national title game loss against Clemson
- Named Defensive Player of the Week by Alabama coaches after recording a career-high 8 tackles, 1 FF and his first-career sack in the Peach Bowl game against Washington
- Made his first-career start at corner and recorded 2 tackles against Western Kentucky
- Recorded a career- and team-high 8 tackles in the season-opening blowout victory over USC

#### 2015: (ALABAMA – 6/0)

- Appeared in six games and saw action primarily on special teams for the Tide
- Recorded 2 tackles, including his first-career defensive stop, in the win at No. 9 Texas A&M

#### 2014: (ALABAMA – 1/0)

- Played in one game against Western Carolina

#### 2013: (ALABAMA – 0/0)

- Redshirted his true freshman season at Alabama

### — HIGH SCHOOL —

- Prepped at Woodbury (NJ) HS, where he played football and was a standout track and field athlete
- Posted 106 tackles, 12 PD and 5 INTs as a senior in 2012, and also finished second in the 2012 Penn Relays long jump

### COLLEGE STATISTICS

Year	Team	GP	GS	TACKLES			SACKS		INTERCEPTIONS					FUMBLES			
				TT	Solo	Asst.	No.	Yards	No.	Yards	LG	TD	PD	FF	FR	Yards	
2013	Alabama	--	--	REDSHIRT SEASON			--	--	--	--	--	--	--	--	--	--	--
2014	Alabama	1	0	0	0	0	0.0	0.0	0	0	0	0	0	0	0	0	0
2015	Alabama	6	0	2	1	1	0.0	0.0	0	0	0	0	0	0	0	0	0
2016	Alabama	15	13	48	39	9	1.0	13.0	0	0	0	0	8	2	0	0	0
2017	Alabama	14	14	48	31	17	1.0	10.0	1	30	30	0	8	0	0	0	0
<b>Totals</b>		<b>36</b>	<b>27</b>	<b>98</b>	<b>71</b>	<b>27</b>	<b>2.0</b>	<b>23.0</b>	<b>1</b>	<b>30</b>	<b>30</b>	<b>0</b>	<b>16</b>	<b>2</b>	<b>0</b>	<b>0</b>	<b>0</b>

# 40

INSIDE LINEBACKER  
6-1 | 234



## KENNY YOUNG

COLLEGE: UCLA HS: JOHN CURTIS (RIVER RIDGE, LA)  
BORN: 5/2/96, BOUTTE, LA  
EXP. (NFL/RAVENS): ROOKIE COLLEGE GP/GS: 50/42



### — KEY TRANSACTIONS —

- Kenny Young was selected by the Ravens in the fourth round (122nd overall) of the 2018 NFL Draft...Was the second of Baltimore's three picks in the round (CB Anthony Averett, 118th and WR Jaleel Scott, 132nd)

### — COLLEGE HONORS —

- First-team All-Pac-12 (2017)
- Second-team All-American by *USA TODAY* (2017)
- Honorable mention All-Pac-12 academic team (2017)
- Second-team All-Pac-12 (2016)

### — CAREER HIGHLIGHTS —

- Eclipsed the century mark in tackles (110), en route to earning first-team All-Pac-12 honors in 2017
- As a senior, posted a single-game career-high 15 tackles vs. Cal, earning Pac-12 Player of the Week honors
- His 304 career tackles rank 13th in UCLA history
- Returned an INT a career-long 40 yards vs. Stanford (2016)
- In 2015, recorded his first-career interception (returned 23 yards for a TD) at UNLV

### — PERSONAL —

- Active member of the UCLA community and enjoyed partaking in service projects
- Names Ravens' Hall of Fame LB Ray Lewis as his favorite athlete and grew up a Ravens fan
- Was a member of the debate team his junior year at UCLA... Majored in sociology
- Adoptive father, Dominic Brown, set several school football records at Destrehan (LA) HS, but had them broken by legendary Ravens S Ed Reed

### — SEASON RECAPS —

#### 2017: (UCLA – 12/12)

- Amassed over 100 tackles for the first time in his career with a team-leading 110 stop...Added 1 sack (-9 yards) and 1 FR, en route to first-team All-Pac-12 accolades
- Recorded a single-game career-high 15 tackles vs. Cal, earning Pac-12 POW honors...Also recorded 1 TFL and 1 FR

- Recorded 12 tackles (7 solo) at Utah, his third double-digit tackle performance of the season
- Registered a season-high 5 tackles (4 solo), adding 2 PD to tie a career high vs. Ole Miss
- Led the team with 12 tackles (9 solo) for the second-consecutive game vs. Colorado
- Posted 12 tackles (6 solo), including 1 TFL at Stanford

#### 2016: (UCLA – 12/12)

- Recorded 90 total tackles, 5 sacks (-31 yards), 3 FRs and 1 INT, earning second-team All-Pac-12 honors by the league's coaches
- Tallied 9 tackles, 1 TFL and 1 sack (-10 yards) vs. USC
- Registered a then-season-high 8 solo tackles (12 total), 1 sack (-6 yards) and 1 PD vs. Arizona
- Returned an interception 40 yards, which set up a touchdown drive in the first quarter vs. Stanford...The return was the longest of his career

#### 2015: (UCLA – 13/13)

- Ended the season with 69 tackles, 5 TFL, 2 FFs, 1 INT, 1 TD and a half-sack
- Recorded his first-career INT-TD on a 23-yard return at UNLV
- Posted a career-high 13 tackles at Stanford

#### 2014: (UCLA – 13/6)

- Finished the season with 35 tackles
- Started his first-career game and recorded a then-career-best 5 tackles vs. Memphis

### — HIGH SCHOOL —

- Prepped at John Curtis (River Ridge, LA) HS, where he recorded 122 tackles as a senior, earned team MVP honors and helped lead his team to a state championship
- In 2013, was named to the American Family Insurance/*USA Today* All-USA second team and was tabbed the *Times Picayune/NOLA.com* All-Metro Small Schools Defensive Player of the Year
- Was chosen to play in the U.S. Army All-America Bowl and led the West team with 6 tackles

#### COLLEGE STATISTICS

Year	Team	GP	GS	TACKLES			SACKS		INTERCEPTIONS					FUMBLES			
				TT	Solo	Asst.	No.	Yards	No.	Yards	LG	TD	PD	FF	FR	Yards	
2014	UCLA	13	6	35	21	14	0	0.0	0	0	0	0	0	0	0	0	0
2015	UCLA	13	12	69	40	29	0.5	3.0	1	23	23	1	1	2	0	0	
2016	UCLA	12	12	90	55	35	5	31.0	1	40	40	0	3	0	3	0	
2017	UCLA	12	12	110	77	33	1	9.0	0	0	0	0	3	0	1	0	
<b>Totals</b>		<b>50</b>	<b>42</b>	<b>304</b>	<b>193</b>	<b>111</b>	<b>6.5</b>	<b>43.0</b>	<b>2</b>	<b>63</b>	<b>40</b>	<b>1</b>	<b>7</b>	<b>2</b>	<b>4</b>	<b>0</b>	

# 12

WIDE RECEIVER  
6-5 | 210



## JALEEL SCOTT

COLLEGE: NEW MEXICO STATE HS: ROCK HILL (SC)

BORN: 2/23/95, ROCK HILL, SC

EXP. (NFL/RAVENS): ROOKIE COLLEGE GP/GS: 25/13



### — KEY TRANSACTIONS —

- Jaleel Scott was selected by the Ravens in the fourth round (132nd overall) of the 2018 NFL Draft...Was the third of three fourth-round picks (CB Anthony Averett, 118th & LB Kenny Young, 122nd) by the Ravens

### — CAREER HIGHLIGHTS —

- In two seasons (2016-17) at New Mexico State, saw action in 25 games, posting 99 receptions for 1,362 yards (13.8 avg.) and 14 TDs
- Finished 23rd in the NCAA and second in the Sun Belt Conference by registering 1,079 receiving yards in 2017
- His 9 receiving TDs in 2017 ranked No. 1 in the Sun Belt Conference and 25th in the country
- Produced an ESPN College Football Top 10 moment in 2017, when he snagged an incredible one-handed TD catch vs. Arizona State
- Also played at Ellsworth (Iowa Falls, IA) CC, where he earned first-team All-ICCAC honors in 2015

### — PERSONAL —

- Favorite team growing up was the Ravens...Said Scott: "It's just a dream come true, because growing up this was my favorite team, since Jamal Lewis. The defense with Ed Reed, Ray Lewis, Terrell Suggs—I always thought I was going to be a defensive player, so that was my favorite team, [because of] how feisty the defense was."
- Majored in individual studies at New Mexico State

### — NOTE THE QUOTE —

- "I've learned from my journey that you can never give up on yourself. You have to always bet on yourself. Nobody is going to give you anything. You have to work and earn everything that you want in this world. My dad preached that to me growing up, that if there's anything you want, you're going to have to work for it."

— WR Jaleel Scott

- "He brings a different dimension to the type of receiver in the group – a 6-foot-5 guy that can make unbelievable catches. I think if the ball is, what I would consider, 'thrown in the area code,' he could come away with it."

— Ravens GM/EVP Ozzie Newsome

### — SEASON RECAPS —

#### 2017: (NEW MEXICO STATE – 13/13)

- Finished 23rd in the NCAA and second in the Sun Belt Conference by registering 1,079 receiving yards on 76 catches...His 9 receiving TDs ranked No. 1 in the SBC
- Finished the year ranking 25th in the FBS in receptions per game (5.8)
- Hauled in at least 1 TD reception in seven games
- Led NM State to its first bowl appearance since 1960, recording the only receiving touchdown in the Arizona Bowl victory over Utah State
- Recorded a career-high 9 receptions and 174 receiving yards with 1 TD against Arkansas
- Tallied 149 receiving yards and 2 TDs, including an ESPN College Football Top 10 catch, vs. Arizona State

#### 2016: (NEW MEXICO STATE – 12/0)

- Posted 23 receptions for 283 yards (12.3 avg.) and a team-high 5 TD receptions
- Produced three-straight games with a TD catch: at No. 9 Texas A&M, vs. Arkansas State and vs. Texas State
- Racked up a season-high 5 catches for 68 yards in the first game of the year at UTEP (9/3)

#### 2015: (ELLSWORTH COMMUNITY COLLEGE – 12/12)

- Earning All-ICCAC first-team honors, he registered 668 receiving yards and 9 TDs on 45 receptions
- His 9 TDs ranked 11th in the NJCAA
- One of his top moments came in a 42-35 victory over Hutchinson, when he reeled in a 28-yard game-winning TD with :48 seconds remaining...Posted 7 catches for 137 yards and 3 TDs on the day

#### 2014: (ELLSWORTH COMMUNITY COLLEGE – 5/0)

- Caught 9 passes for 90 yards in five games played

### — HIGH SCHOOL —

- Prepped at Rock Hill (SC) HS, where he was a two-time letterman in both football and basketball

#### COLLEGE STATISTICS

Year	School	GP	GS	RECEIVING					RUSHING				
				No.	Yards	Avg.	LG	TD	No.	Yards	Avg.	LG	TD
2016	New Mexico St.	12	0	23	283	12.3	45	5	0	0	0.0	0	0
2017	New Mexico St.	13	13	76	1,079	14.2	41	9	0	0	0.0	0	0
<b>Totals</b>		<b>25</b>	<b>13</b>	<b>99</b>	<b>1,362</b>	<b>13.8</b>	<b>45</b>	<b>14</b>	<b>0</b>	<b>0</b>	<b>0.0</b>	<b>0</b>	<b>0</b>



# 17

WIDE RECEIVER  
6-1 | 213



## JORDAN LASLEY

COLLEGE: UCLA HS: SERRA (GARDENA, CA)

BORN: 11/13/96, COMPTON, CA

EXP. (NFL/RAVENS): ROOKIE COLLEGE GP/GS: 29/15



### — KEY TRANSACTIONS —

- Jordan Lasley was selected by the Ravens in the fifth round (162nd overall) of the 2018 NFL Draft...Declared for the NFL Draft following his junior season

### — COLLEGE HONORS —

- Honorable mention All-Pac-12 (2017)
- Biletnikoff Award Watch List (2017)

### — CAREER HIGHLIGHTS —

- Appeared in 29 career games (12 starts) in three seasons at UCLA, recording 113 catches for 1,901 yards (16.8 avg.) and 14 TDs
- Had one of the most productive seasons ever by a UCLA receiver in 2017 after leading the team with 69 catches, 1,264 yards and 9 TDs
- Set a school record in 2017 with three games recording 10 or more catches in a season (11, Stanford; 10, USC; 12, California)
- Lasley's 140.4 receiving yards per game in 2017 set a new UCLA record
- His 1,264 receiving yards in 2017 rank third all time on the school's single-season record list, while his 69 catches rank seventh all time
- Tied the school record with seven 100-yard receiving performances in 2017 (Freddie Mitchell, 2000)
- Finished his career ranked 15th on the school's all-time receiving list (1,901 yards)

### — PERSONAL —

- Lists the NFL's Dez Bryant as his favorite athlete
- Named to the Athletic Director's Honor Roll for Fall 2014
- Lasley's hobbies include singing, dancing and making people laugh
- Majored in political science at UCLA

### — SEASON RECAPS —

#### 2017: (UCLA – 9/8)

- Had a career year in 2017, leading the team with 69 receptions for 1,264 yards (school record 140.4 ypg) and

9 TDs...Finished the year ranked third all time in single-season yards and seventh all-time in receptions

- Also had 3 KORs for 58 yards
- Over the last four games of the season, totaled 37 catches for 721 yards and 6 TDs
- Set a school record for most receiving yards in consecutive games with 431 (227 vs. Cal and 204 at USC)
- Had a career day vs. Cal, recording 12 receptions for 227 yards and 1 TD
- Posted 10 catches for 204 yards and a career-high 3 TDs at USC
- Hauled in 7 receptions for 162 yards and 1 TD vs. Arizona St.
- Recorded 11 receptions for 158 yards and 1 TD at Stanford

#### 2016: (UCLA – 11/4)

- Recorded 41 catches for 620 yards (15.1 avg.) and a team-leading 5 TDs in his first season to see action as a starter
- Posted two 100-yard receiving games (117 vs. Utah and 105 vs. Oregon)
- Returned a blocked punt 23 yards for a TD in the victory over Oregon State
- Hauled in 2 receptions that each resulted in TDs (56 and 7 yards, respectively) against No. 13 USC

#### 2015: (UCLA – 9/0)

- Saw action in nine games as a reserve receiver and on special teams, recording 3 catches for 17 yards

#### 2014: (UCLA – 0/0)

- Did not see game action in his first season with the team

### — HIGH SCHOOL —

- Prepped at Serra (Gardena, CA) HS, where he was a three-star recruit according to *Rivals.com* and *Scout.com*... Rated the No. 55 wide receiver in the country and the No. 44-overall recruit in the state of California by *Rivals.com*
- Named first-team All-CIF Western Division after he caught 34 passes for 833 yards and 14 TDs as a senior
- Also lettered in basketball and track

#### COLLEGE STATISTICS

Year	School	GP	GS	RECEIVING					RUSHING				
				No.	Yards	Avg.	LG	TD	No.	Yards	Avg.	LG	TD
2014	UCLA	0	0	0	0	0.0	0	0	0	0	0	0	0
2015	UCLA	9	0	3	17	5.7	7	0	0	0	0.0	0	0
2016	UCLA	11	4	41	620	15.1	75	5	0	0	0.0	0	0
2017	UCLA	9	8	69	1,264	18.3	59	9	4	-6	-1.5	5	0
<b>Totals</b>		<b>29</b>	<b>12</b>	<b>113</b>	<b>1,901</b>	<b>16.8</b>	<b>75</b>	<b>14</b>	<b>4</b>	<b>-6</b>	<b>-1.5</b>	<b>5</b>	<b>0</b>

# 21

SAFETY  
6-1 | 210



## DESHON ELLIOTT

COLLEGE: TEXAS HS: ROCKWALL-HEATH (ROCKWALL, TX)

BORN: 4/22/97, DALLAS, TX

EXP. (NFL/RAVENS): ROOKIE COLLEGE GP/GS: 31/13



### — KEY TRANSACTIONS —

- DeShon Elliott was selected by the Ravens in the sixth round (190th overall) of the 2018 NFL Draft...Was the first of Baltimore's three picks in the round (T Greg Senat, 212th and C Bradley Bozeman, 215th)...Declared for the draft after his junior season

### — COLLEGE HONORS —

- First-team All-American by AFCA, Associated Press, FWAA, The Sporting News and WCFF (2017)
- First-team All-Big 12 by league's coaches and AP (2017)
- Jim Thorpe Award finalist, awarded annually to the nation's best defensive back (2017)

### — CAREER HIGHLIGHTS —

- Started in all 12 games he appeared in his junior year, recording 63 tackles (50 solo), 15 PD, 6 INTs and 3 FFs
- In 2017, his 127 return yards on 6 INTs were the fourth-most in school history for a single season
- Returned an INT for a career-long 43 yards vs. Baylor
- In 2017, recorded first-career interception return for a TD (38 yards) at USC

### — PERSONAL —

- Nickname is "The Joker"...Is a fan of the character and created a celebratory move inspired by the villain
- Enjoys skateboarding and is a big movie buff
- Majored in corporate communication at Texas

### — SEASON RECAPS —

#### 2017: (TEXAS – 12/12)

- Started in all 12 games he appeared in, recording 63 tackles (50 solo), 9 PD, 6 INTs, 3 FFs, 1 FR and 1.5 sacks en route to earning All-America and first-team All-Big 12 honors
- His 127 return yards on 6 INTs was the fourth-most in school history for a single season
- Had 6 solo tackles and a career-best 4 PD vs. Texas Tech

- Produced 5 tackles and a touchdown-saving PD at West Virginia...Was part of a defense that held the Mountaineers' offense to just 56 rushing yards and 295 total yards
- Recorded a career-high 8 tackles and 1 INT (returned 43 yards for a TD) at Baylor...Marked the seventh time a player has returned 2 INTs for TDs in a single season
- Totaled 6 tackles, 2 INTs and 1 sack at Iowa State...Earned Jim Thorpe Award National Player of the Week and Big 12 Conference Defensive Player of the Week honors for the performance

#### 2016: (TEXAS – 12/1)

- Finished the season with 30 tackles (24 solo), 3 TFL, 5 PD, 2 FRs, 1 INT and 1 sack
- Registered 1 INT for a season high 24 yards in the season finale vs. TCU
- Posted 6 tackles (5 solo), 1 TFL, 1 PD and 1 FR in first-career start vs. Kansas
- Produced 5 tackles (4 solo) and 2 PD at Texas Tech
- Recorded 5 tackles, his first-career sack and 1 FR in the win vs. UTEP

#### 2015: (TEXAS – 7/0)

- Played in seven games after missing the early part of the season with an injury...Recorded 13 tackles (11 solo), 2 INTs and 1 FF
- Secured 2 INTs vs. Kansas, becoming just the second true freshman in UT history to record 2 INTs in a game (Chris Carter, vs. SMU, 1993)
- Registered 2 tackles and 1 FF in his first-career game for the Longhorns vs. Oklahoma

### — HIGH SCHOOL —

- Prepped at Rockwall-Heath (Rockwall, TX) HS, where he was an All-State and two-time All-District honoree and a 2015 Under Armour All-America Game participant
- As a senior, recorded 81 tackles, 5 PD, 3 INTs (1 returned for TD), 2 TFL and 1 FF, despite missing two games
- Also saw action on offense and special teams, catching 15 passes for 226 yards and 3 TDs and returning 7 punts

#### COLLEGE STATISTICS

Year	Team	GP	GS	TACKLES			SACKS		INTERCEPTIONS				FUMBLES			
				TT	Solo	Asst.	No.	Yards	No.	Yards	LG	TD	PD	FF	FR	Yards
2015	Texas	7	0	13	11	2	0	0	2	5	5	0	3	1	0	0
2016	Texas	12	1	30	24	6	1	17	1	24	24	0	5	0	2	4
2017	Texas	12	12	63	50	13	1.5	6	6	127	43t	2	15	3	1	0
<b>Totals</b>		<b>31</b>	<b>13</b>	<b>106</b>	<b>85</b>	<b>21</b>	<b>2.5</b>	<b>23</b>	<b>9</b>	<b>156</b>	<b>43t</b>	<b>2</b>	<b>23</b>	<b>4</b>	<b>3</b>	<b>4</b>

# 64

TACKLE  
6-6 | 305



## GREG SENAT

COLLEGE: WAGNER HS: ELMONT (LONG ISLAND, NY)  
BORN: 9/8/94, ELMONT, NY  
EXP. (NFL/RAVENS): ROOKIE COLLEGE GP/GS: 22/22



### — KEY TRANSACTIONS —

- Greg Senat was selected by the Ravens in the sixth round (212th overall) of the 2018 NFL Draft...Was the second of three sixth-round picks (S DeShon Elliott, 190th & C Bradley Bozeman, 215th) by the Ravens

### — CAREER HIGHLIGHTS —

- A four-year member of Wagner’s basketball team (power forward), he earned a football scholarship prior to the 2016 season and went on to become an anchor on the Seahawks’ O-line
- In 2016-17, helped the Wagner hoops team to a 16-14 record as a senior before competing solely in football during the 2017 campaign as a fifth-year senior
- Started all 22 games that he played during his two-year football career
- Is the first football player ever from a Northeast Conference (NEC) school to be selected to play in the East-West Shrine Game
- Is the second Wagner player ever to be selected in the NFL Draft, joining Rich Kotite (18th round, 1965, Vikings)

### — PERSONAL —

- A four-year power forward on the Wagner basketball team...Helped lead the Seahawks to the 2015-16 NEC regular season basketball championship and the school’s first-ever postseason tournament victory in the first round of the NIT
- Tallied a career-high 15 rebounds vs. Central Connecticut
- Nominated for the NABC Good Works Team and represented Wagner and the NEC at the NCAA Student-Athlete Leadership Forum in 2015
- Graduated with a degree in anthropology
- **Last name is pronounced: seh-NOT**

### — NOTE THE QUOTE —

- “You’re going to like him when you see him walking in the door. He looks the part. He’s a little green; he hasn’t been playing football that long, but he’s a super talented guy.”

– Head Coach John Harbaugh

### — SEASON RECAPS —

#### 2017: (WAGNER – 11/11)

- Led an O-line that helped Wagner’s offense rush for 157.0 yards per game and score 18 rushing TDs
- Helped pave the way for RB Ryan Fulse, who registered 1,387 rushing yards and 12 TDs (118.7 ypg)...Fulse ranked No. 4 in the nation in rushing yards by a FCS player
- RB Denzel Knight racked up 536 rushing yards and 6 TDs
- Helped Fulse rush for 192 yards and 3 TDs on 26 carries, one of which was a 65-yarder, to lead Wagner to a 28-15 victory over Sacred Heart
- Helped open holes for Fulse, who rushed for 152 yards and 1 TD in a 27-7, Senior Day, win vs. Robert Morris

#### 2016: (WAGNER – 11/11)

- In his first collegiate season playing football, was part of an O-line unit that paved the way for the Seahawks to rank No. 2 in the NEC in both scoring (29.7 ppg) and passing offense (257.8 ypg)
- Wagner was also No. 1 in both turnover margin (+7) and first downs gained (131)
- Helped RBs Denzel Knight (748) and Matthais McKinnon (667) lead the team in rushing yards...Each player also scored 7 rushing TDs on the season
- QB Alex Thompson threw for 2,436 yards and 16 TDs, including a team-high 5 to WR John Williams
- Blocked a FGA at Central Connecticut

#### 2013-16: (WAGNER – 0/0)

- Did not play football for Wagner, instead, was a member of the basketball team for four years (2013-16)

### — HIGH SCHOOL —

- Prepped at Elmont (Long Island, NY) HS and spent two years at Marianapolis (Thompson, CT) Prep, where he played basketball
- Three-sport athlete who was a member of the Elmont lacrosse, basketball and football teams
- Transferred to Marianapolis Prep in 2010, when he focused solely on basketball
- Played TE for two years at Elmont...Member of the JV team as a sophomore in 2009 before being elevated to the varsity as a junior in 2010



# 77

CENTER  
6-5 | 317



## BRADLEY BOZEMAN

COLLEGE: ALABAMA HS: HANDLEY (ROANOKE, AL)

BORN: 11/24/94, ROANOKE, AL

EXP. (NFL/RAVENS): ROOKIE COLLEGE GP/GS: 53/31



### — KEY TRANSACTIONS —

- Bradley Bozeman was selected by the Ravens in the sixth round (215th overall) of the 2018 NFL Draft...Was the third (S DeShon Elliot, 190th, and T Greg Senat, 212th) of Baltimore's three picks in the round

### — COLLEGE HONORS —

- Second-team All-American (2017)
- Second-team All-SEC (2017)
- First-team *Associated Press* All-SEC (2017)
- Team Captain (2017)

### — CAREER HIGHLIGHTS —

- Appeared in 53 career games (31 starts) in five seasons at Alabama, including his last two years as the team's starting center
- Alabama finished 64-7 during his playing career (2014-17), and won two national championships (2015, 2017)
- Anchored a unit that was a finalist for the Joe Moore Award (Most Outstanding O-Line) in 2016 and 2017
- Blocked for 17 100-yard rushers in 31 career starts

### — PERSONAL —

- Made headlines after the 2017 National Championship win by proposing to his girlfriend, Nikki Hegstetter, on the field
- Graduated with a degree in exercise & sport science and is working toward a master's in sports business management

### — SEASON RECAPS —

#### 2017: (ALABAMA – 14/14)

- Started every game at center for the second-straight year and helped lead an offensive line ranked second in the SEC and 13th nationally in rushing offense (250.6 ypg)...Also ranked second in the SEC and 15th nationally in scoring offense (37.1 ppg)
- Graded out an average of 86.2 percent as a senior with 19 knockdown blocks and just eight missed assignments in 866 snaps...Allowed just 2 sacks and 4 pressures on the season
- Was named as one of the team's offensive players of the week by coaches against Colorado State and Clemson, and earned SEC Offensive Lineman of the Week vs. CSU
- Blocked for six 100-yard rushers in 2017
- Provided time for Alabama to throw for 166 yards and 3 TDs in the second half over Georgia as the Tide won their 17th national championship

- Helped the Tide offense to 444 total yards and 3 rushing TDs in the come-from-behind win at No. 16 Mississippi St.
- Guided an offense to a Nick Saban-era high 496 rushing yards and 677 total yards at Vanderbilt, grading out at 92 percent and adding 4 knockdown blocks
- Earned OPOW honors from coaches vs. Colorado State after grading out at 87 percent and helping the offense earn 487 total yards and 239 rushing yards...Had 4 knockdown blocks and did not commit a penalty or allow a sack or hurry
- Helped clear a path for 305 rushing yards in the victory over Florida State, including a career-best 154 yards for QB Jalen Hurts

#### 2016: (ALABAMA – 15/15)

- Helped the Tide rank 16th nationally and first in the SEC in scoring (38.8 ppg) in his first year as a starter...Also finished 12th nationally and second in the SEC in rushing (245.0 ypg)
- Blocked for 11 100-yard rushers during the season
- Helped clear a path for 409 rushing yards (the most by Alabama since 1992) against Tennessee
- Earned OPOW honors by coaches after grading out at 86 percent with 3 knockdown blocks and helping the offense produce 334 rushing yards at Ole Miss

#### 2015: (ALABAMA – 15/0)

- Played in every game, coming off the bench as a reserve guard and center
- Also saw time on field goal and PAT teams

#### 2014: (ALABAMA – 9/2)

- Started two games as a redshirt freshman
- Helped the O-line block for 298 rushing yards and graded out at 90 percent against Texas A&M
- Made his first-career start for the Tide at Arkansas, where he graded out at 86 percent and led the team with 3 knockdown blocks

#### 2013: (ALABAMA – 0/0)

- Redshirted during his first year at Alabama

### — HIGH SCHOOL —

- Prepped at Handley (Roanoke, AL) HS, where he was a four-star offensive lineman and rated the No. 14 overall player in the state of Alabama and the No. 26 offensive tackle nationally by *Rivals.com*
- Was rated No. 7 overall on the final *AL.com* A-List
- Earned first-team 3A All-State honors from the Alabama Sports Writers Association as a junior in 2011

# 95

DEFENSIVE TACKLE  
6-6 | 290



## ZACH SIELER

COLLEGE: FERRIS STATE HS: PINCKNEY (MI)

BORN: 9/7/95, HOWELL, MI

EXP. (NFL/RAVENS): ROOKIE COLLEGE GP/GS: 39/28



### — KEY TRANSACTIONS —

- Zach Sieler was selected by the Ravens in the seventh round (238th overall) of the 2018 NFL Draft
- Declared for the draft after his junior season

### — COLLEGE HONORS —

- First-team All-American by the AFCA, *Associated Press* and D2CCA (2016-17)
- GLIAC Defensive Lineman of the Year (2016-17)
- First-team All-GLIAC (2016-17)
- D2CCA Super Region Defensive Player of the Year (2016-17)
- Cliff Harris National Small College Defensive Player of the Year finalist (2016-17)
- GLIAC All-Academic Team (2015-17)

### — CAREER HIGHLIGHTS —

- Appeared in 39 games (28 starts) over his three-year career at Ferris State, recording 178 tackles (77 solo) and 33.0 sacks (-219 yards)
- Blocked his first-career kick to earn the Bulldogs the 28-27 victory vs. Grand Valley State in 2017
- In 2016, earned first-team All-America honors by the AFCA, *AP* and D2CCA after setting school records with 29.5 TFLs (-164 yards) and an NCAA-leading 19.5 sacks
- Recorded a career-high 4 sacks (-21 yards) vs. Lake Erie in 2016...Added 11 tackles (8 solo) and 1 FR

### — PERSONAL —

- Became Ferris State's first-ever player selected in the NFL Draft
- Younger brother, Adam, is a redshirt sophomore offensive lineman at Ferris State
- Graduated with a degree in mechanical engineering technology from Ferris State
- Was Ozzie Newsome's final draft pick as general manager of the Ravens
- **Last name pronounced: SEE-ler**

### — SEASON RECAPS —

#### 2017: (FERRIS STATE – 13/13)

- Named consensus first-team All-American by the AFCA, *Associated Press* and D2CCA, GLIAC Defensive Lineman of the Year, D2CCA Super Region Defensive Player of the Year and first-team All-GLIAC
- Recorded a team-leading 21 TFLs (-164 yards) and 7 sacks, adding 79 tackles, 2 FFs, 2 FRs, 1 blocked kick...His 21 TFL ranked No. 4 nationally amongst D II players
- Registered a career-high 13 tackles vs. Harding...His third double-digit tackle performance of the season
- Blocked an extra point attempt to earn the Bulldogs the 28-27 victory vs. Grand Valley State...Also tallied 5 tackles

#### 2016: (FERRIS STATE – 15/15)

- Earned first-team All-America honors by the AFCA, *Associated Press* and D2CCA after setting school records with 29.5 TFL (-164 yards) and an NCAA-leading 19.5 sacks
- Totaled 80 tackles (37 solo), 5 FFs, 2 FRs, 1 PD and 1 blocked kick en route to All-GLIAC first-team honors
- Recorded a career-high 4 sacks (-21 yards) vs. Lake Erie... Added 11 tackles (8 solo), 1 FF and 1 FR for 1 yard

#### 2015: (FERRIS STATE – 11/0)

- Totaled 17 tackles, 7.5 TFL, 6.5 sacks and helped lead the Bulldogs to their second-straight conference title
- Registered his first-career sack at Grand Valley State...Part of a defense that held the Lakers to just 35 rushing yards

#### 2014: (FERRIS STATE – 0/0)

- Sat out the 2014 season

#### 2013: (FERRIS STATE – 0/0)

- Walked on to the Ferris State football program...Redshirted as a true freshman

### — HIGH SCHOOL —

- Prepped at Pinckney (MI) HS, where he was an All-Conference honoree and team captain his senior year... Was also voted "Athlete of the Year" by his peers
- Also participated in wrestling and track and field

#### COLLEGE STATISTICS

Year	Team	GP	GS	TACKLES			SACKS		INTERCEPTIONS					FUMBLES			
				TT	Solo	Asst.	No.	Yards	No.	Yards	LG	TD	PD	FF	FR	Yards	
2013	Ferris State	--	--	REDSHIRT SEASON			--	--	--	--	--	--	--	--	--	--	--
2014	Ferris State	--	--	--	--	--	--	--	--	--	--	--	--	--	--	--	--
2015	Ferris State	11	0	17	8	9	6.5	35	0	0	0	0	0	0	0	0	0
2016	Ferris State	15	15	80	37	43	19.5	138	0	0	0	0	1	5	2	1	
2017	Ferris State	13	13	79	32	47	7.0	46	0	0	0	0	2	2	2	0	
<b>Totals</b>		<b>39</b>	<b>28</b>	<b>178</b>	<b>77</b>	<b>99</b>	<b>33.0</b>	<b>219</b>	<b>0</b>	<b>0</b>	<b>0</b>	<b>0</b>	<b>3</b>	<b>7</b>	<b>4</b>	<b>1</b>	

# FIRST-YEAR PLAYERS



**16**


**QUINCY ADEBOYEJO**  
WIDE RECEIVER | 6-3 | 200  
COLLEGE: MISSISSIPPI  
HS: CEDAR HILL (TX)  
BORN: 5/26/95, CEDAR HILL, TX  
NFL GP/GS: 1/0

**TRANSACTIONS:** Quincy Adebeyejo signed a Reserve/Future contract with Baltimore on 1/2/18...Elevated to the Ravens' 53-man roster on 12/26/17...Signed to Baltimore's practice squad on 9/3/17...Signed with the Ravens as a RFA on 5/5/17.

**PRO: 2017: (with Baltimore – 1/0)** Spent the first 15 games on the Ravens' practice squad before being elevated to the active roster on 12/26/17...Saw action on offense and special teams in his first-career game vs. Cin. (12/31).

**COLLEGE:** Played in 51 games (27 starts) at Ole Miss, recording 106 receptions for 1,454 yards (13.7 avg.) and 11 TDs...Finished his Rebels' career ranked in the Top 20 in receptions and tied for 11th in TD catches...Played in 12 games (11 starts) as a senior in 2016, posting 35 catches for 456 yards and 1 TD...Posted his best season as a junior in 2015, recording career highs in receptions (38), receiving yards (604) and receiving TDs (7)...In 2014, tallied 26 receptions for 313 yards and 2 TDs...Majored in general studies at Mississippi.

**HIGH SCHOOL/PERSONAL:** Prepped at Cedar Hill (TX) HS, where he was an AP All-State honorable mention honoree after recording 91 catches for 1,265 yards and 17 TDs as a senior...**Last name is pronounced: add-ah-BOY-joe**



**7**

**JOSH WOODRUM**  
QUARTERBACK | 6-3 | 228  
COLLEGE: LIBERTY  
HS: CAVE SPRING (ROANOKE, VA)  
BORN: 11/7/92, ROANOKE, VA  
NFL GP/GS: 0/0

**TRANSACTIONS:** Josh Woodrum signed a Reserve/Future contract with Baltimore on 1/2/18...Signed to Baltimore's practice squad on 9/12/17...Signed with the Browns after being claimed off of waivers on 9/3/17...Signed with Baltimore on 7/31/17...Signed a Reserve/Future contract with Buffalo on 1/2/17...Signed to the Bears' practice squad on 11/15/16...Signed with the Colts on 7/20/16...Originally signed with the Giants as a RFA on 5/6/16.

**PRO: 2017: (with Baltimore, Buffalo and Cleveland – 0/0)** Served two stints on the Ravens' practice squad...Signed with the Browns on 9/3/17...Signed with the Bills on 1/2/17. **2016: (with Bears, Colts and Giants – 0/0)** Signed with Chicago's practice squad on 11/15/16...Spent time with the Colts during the preaseason...Originally signed with the Giants as a RFA on 5/6/16.

**COLLEGE:** Appeared in 46 games (44 starts) en route to becoming Liberty's all-time career leader in passing yards (10,266) and total offensive yards (10,690) and second in TD passes (59)...Graduated with a bachelor's degree in exercise science and masters in executive leadership.

**HIGH SCHOOL/PERSONAL:** Prepped at Cave Spring (Roanoke, VA) HS, where he finished his career with 6,515 total offensive yards and 62 TDs (21 rushing).



Josh Woodrum (right) posted 2 rushing TDs and 2 passing TDs during the Ravens' 2017 preseason slate. He finished 25-of-36 for 321 yards and 0 INTs (115.6 rating).



## UNDRAFTED ROOKIE FREE AGENTS

80



### JAELO Acklin

WIDE RECEIVER | 6-1 | 189

COLLEGE: WESTERN ILLINOIS

HS: LIBERTY (MOUNTAIN VIEW, MO)

BORN: 8/10/95, SPRINGFIELD, MO

COLLEGE GP/GS: 44/12

**TRANSACTIONS:** Jaelon Acklin signed with the Ravens as a RFA on 5/4/18.

**COLLEGE:** Appeared in 44 games (12 starts) at Western Illinois, catching 104 passes for 1,720 yards and 12 TDs...Ranked second nationally (FCS) in receiving yards with 1,369 (on 84 receptions), while adding 10 TDs in 12 games...His 1,369 yards on 84 catches were both single-season records for the Bulldogs...Recorded a career-high 343 receiving yards on 19 catches and 3 TDs vs. South Dakota...As a junior in 2016, played in 11 games for the Bulldogs, recording 192 yards on 8 catches (17.5 avg.)...Also notched 4 ST tackles...Played in all 13 games as a sophomore, making six starts...Finished with 12 catches for 168 yards and 2 TDs...Scored a 26-yard TD at Illinois State during playoffs...Earned first-career start vs. Eastern Illinois...Played in eight games as a freshman on offense and special teams, returning kickoffs and punts...Returned 3 kickoffs for 25 yards...Majored in psychology.

**HIGH SCHOOL/PERSONAL:** Prepped at Liberty (Mountain View, MO) HS, where he lettered in football, basketball and track & field...Earned All-State honors in each sport...Scored 139 TDs during his career...Was state champion in the 110-meter hurdles as a senior...Father, Darin, is HC of both football and track & field programs.

49



### CHRIS BOARD

INSIDE LINEBACKER | 6-2 | 229

COLLEGE: NORTH DAKOTA STATE

HS: TIMBER CREEK (ORLANDO, FL)

BORN: 7/23/95, ORLANDO, FL

COLLEGE GP/GS: 57/19

**TRANSACTIONS:** Chris Board signed with the Ravens as a RFA on 6/1/18.

**COLLEGE:** Appeared in 57 games (19 starts) at North Dakota State, finishing his career with 124 total tackles (59 solo), including 5 TFL, and 5 PD...Tallied a career-high 54 tackles (27 solo), including 4 TFL, and 2 PD as a senior, helping lead the Bison to an FCS National Championship (its sixth in seven years)...As a junior, played in 13 games (two starts), making 17 tackles from scrimmage...Was NDSU's co-leading tackler on special teams (9)...Played in all 15 games as a sophomore, including four starts at strong safety...Moved into a backup role at OLB late in the season...Made 15 special teams tackles and 31 stops from scrimmage...Played in all 16 games as a sophomore, leading the Bison with 12 ST tackles...Finished the year with 22 tackles from scrimmage, including 1 TFL...Redshirted as a freshman...In 2015, earned the MVFC Commissioner's Academic Excellence Award and was on the Honor Roll...Graduated with a degree in accounting & criminal justice, with a minor in psychology.

**HIGH SCHOOL/PERSONAL:** Prepped at Timber Creek (Orlando, FL) HS, where he was second-team All-State at safety as a senior...Was an All-Metro and All-District first-teamer after leading the school to a 10-3 record, posting 109 tackles, 4 INTs and 8 PD.

60



### RANDIN CRECELIUS

GUARD | 6-5 | 300

COLLEGE: PORTLAND STATE

HS: CASCADE (EVERETT, WA)

BORN: 8/5/96, LAKE STEVENS, WA

COLLEGE GP/GS: 29/25

**TRANSACTIONS:** Randin Crecelius signed with the Ravens as a RFA on 5/4/18.

**COLLEGE:** A four-year letterwinner, Crecelius was a three-year starter at Portland State and appeared in 29 career games (25 starts)...Had started 21-consecutive games prior to being injured his senior year in 2017...Earned third-team All-Big Sky Conference honors in 2016 and honorable mention in 2017 and 2015...Started on an O-line that helped the offense average 429.0 ypg and 169.6 ypg rushing as a senior in 2017...Blocked for an offense that gained 544 total yards, including 295 rushing yards and 3 TDs vs. Montana...Transitioned to left tackle as a junior in 2016, when he was one of only three players to start every game on offense...Helped block for an offense that average 452.2 ypg and scored 33.2 ppg...The Vikings finished second in the Big Sky averaging 243.6 ypg rushing...Started nine games as a sophomore in 2015 and played in three contests as a true freshman.

**HIGH SCHOOL/PERSONAL:** Prepped at Cascade (Everett, WA) HS, where he was a three-year letterman...Named first-team All-Wesco League as an O-lineman and D-lineman his senior year...Earned his team's Best Blocker Award all three years and served as a team captain...Selected to play in the East-West All-Star Game.

## UNDRAFTED ROOKIE FREE AGENTS

35



**GUS EDWARDS**

**RUNNING BACK | 6-1 | 238**

**COLLEGE:** RUTGERS

**HS:** TOTTENVILLE (STATEN ISLAND, NY)

**BORN:** 4/13/95, LIBERIA, AFRICA

**COLLEGE GP/GS:** 47/13

**TRANSACTIONS:** Gus Edwards signed with the Ravens as a RFA on 5/4/18.

**COLLEGE:** Spent the first four years (2013-16) of his career playing for the Miami Hurricanes and then transferred to Rutgers as a fifth-year senior in 2017...Rushed for 1,690 yards and 18 TDs on 350 career attempts (4.8 average), also posting 16 receptions for 156 yards and 1 TD...As a senior starting all 12 games at Rutgers, split the Homer Hazel Award for the team's MVP with Sebastian Joseph...Was named honorable mention All-Big Ten by coaches after rushing for 713 rushing yards and 6 TDs...Rushed for 512 yards in conference play, the most by a Scarlet Knight in a season since Rutgers joined the Big 12...Saw action in 11 games as a junior at Miami, totaling 290 rushing yards and 1 TD on 59 carries...Received a medical redshirt in 2015 after sustaining a season-ending foot injury...As a sophomore, played in 12 games, totaling 349 rushing yards and 6 TDs...Played in 12 games as a freshman, posting 338 rushing yards and 5 TDs...Earned a bachelor's degree from Miami, and while at Rutgers, was a graduate student in the adult & continuing education program.

**HIGH SCHOOL/PERSONAL:** Prepped at Tottenville (Staten Island, NY) HS, where he led his team to the playoffs by rushing for 868 yards and 11 TDs as a senior.

63



**JUSTIN EVANS**

**GUARD | 6-5 | 310**

**COLLEGE:** SOUTH CAROLINA STATE

**HS:** WILSON (FLORENCE, SC)

**BORN:** 8/19/95, FLORENCE, SC

**COLLEGE GP/GS:** 43/33

**TRANSACTIONS:** Justin Evans signed with the Ravens as a RFA on 5/4/18.

**COLLEGE:** Appeared in 43 career games (33 starts) for the Bulldogs, seeing action along the offensive line...In 2017, he was named first-team All-MEAC for the second-straight season...Recorded 30 knockdown blocks, while not allowing a sack all season...Invited to participate in the NFLPA Collegiate Bowl All-Star game for draft-eligible players...Anchored an offensive line that allowed just 2.4 sacks per game his senior year...Protected QB Dewann Ford in 2017, as he threw for 1,772 and 8 TDs...As a junior in 2016, earned first-team All-MEAC honors, leading the team with 12 knockdown blocks...Started all 11 games at RG as a sophomore (2015)...As a redshirt freshman in 2014, he played in 11 games (three starts), becoming one of the top reserves along the offensive line...Redshirted as a true freshman in 2013...Evans is working toward a degree in education, with an expected graduation date in spring 2019.

**HIGH SCHOOL/PERSONAL:** Prepped at Wilson (Florence, SC) HS, where he was an All-State football selection as a junior and senior...Also earned numerous All-Region honors in football, basketball and track...Was a three-star recruit by *Rivals*.

45



**CHRISTOPHER EZEALA**

**FULLBACK | 5-11 | 248**

**COLLEGE:** GERMAN FOOTBALL LEAGUE

**HS:** IMG ACADEMY

**BORN:** 9/19/95, MUNICH, GERMANY

**COLLEGE GP/GS:** N/A

**TRANSACTIONS:** Christopher Ezeala signed with the Ravens as part of the International Player Pathway Program on 5/1/18.

**GERMAN FOOTBALL LEAGUE: 2017: (with Ingolstadt – 12/0):** Played in all three phases for the Dukes...Rushed for 206 yards and 1 TD on 17 carries, adding 61 tackles, 19 TFL and 10 sacks...Also recorded 9 punts for 326 yards. **2016: (with Allgaeu – 10/0):** Played linebacker for the Comets, recording 54 tackles, 8 TFL, 1 INT (returned 41 yards), 1 PD and 1 FR. **2015: (with Allgaeu – 16/0):** Played defense and special teams, recording 1 PR for 33 yards, adding 90 tackles (49 solo), 23 TFL and 5 sacks.

**HIGH SCHOOL/PERSONAL:** Prepped at IMG Academy (Bradenton, FL) alongside other international players and draft hopefuls...Was coached by former Raven Earnest Byner, who is the current running backs coach at IMG Academy.

**INTERNATIONAL PLAYER PATHWAY PROGRAM:** The program, instituted in 2017, aims to provide international athletes the opportunity to compete at the NFL level, improve their skills and earn a spot on an NFL roster...Teams will be given an exemption for an 11th practice squad member as part of the program.



# UNDRAFTED ROOKIE FREE AGENTS



**84**

**JANARION GRANT**  
**WIDE RECEIVER | 5-10 | 173**

**COLLEGE:** RUTGERS  
**HS:** PASCO (DADE CITY, FL)  
**BORN:** 11/20/93, TRILBY, FL  
**COLLEGE GP/GS:** 49/12

**TRANSACTIONS:** Janarion Grant signed with the Ravens as a RFA on 5/7/18.

**COLLEGE:** Appeared in 49 career games (12 starts) for the Knights, finishing his career ranked first in program history in kickoff return yards (2,857), third in all-purpose yards (4,851) and fourth in punt return yards (588)...In 2017, recorded 7 catches for 167 receiving yards and 1 TD and added 359 return yards...After starting the first four games as a true senior in 2016, received a medical redshirt...As a junior, finished second in the Big Ten with 1,583 all-purpose yards (984 KORs, 352 receiving, 167 PRs, 80 rushing) en route to being named first team All-Big Ten by *Phil Steele*, second team All-Big Ten by the media and third team All-Big Ten by the coaches as a return specialist...Served as primary kick and punt returner in 2014...As a true freshman, led the team with 517 KOR yards and 156 PR yards, earning second-team All-AAC as a returner by the conference and *Phil Steele*...Graduated with a labor studies degree.

**HIGH SCHOOL/PERSONAL:** Prepped at Pasco (Dade City, FL) HS where he was an all-purpose standout...Recorded 591 rushing yards, 168 receiving yards and 104 yards on INT returns en route to being named Class 5A first team all-state offensive selection as a senior...Rated a three-star recruit by *ESPN.com* and *Rivals.com*.



**59**

**MYLES HUMPHREY**  
**D-END / LINEBACKER | 6-3 | 238**

**COLLEGE:** SHEPHERD  
**HS:** DR. HENRY A. WISE (UPPER MARLBORO, MD)  
**BORN:** 9/7/95, UPPER MARLBORO, MD  
**COLLEGE GP/GS:** 48/20

**TRANSACTIONS:** Myles Humphrey signed with the Ravens as a RFA on 5/7/18.

**COLLEGE:** Appeared in 48 games (20 starts) over his career at Shepherd and is the program's all-time leader in career sacks (40 for -229 yards)...As a redshirt senior in 2017, recorded 59 tackles (47 solo), 20 TFL (-89 yards), 12.5 sacks (-70 yards) and 4 FFs...Named *Associated Press* Division II All-America and a first-team D2CCA All-American...In 2016, recorded 64 tackles (40 solo), a team-leading 23.5 TFL (-102 yards), 13.5 sacks, 4 FFs and 5 FRs...Also post 1 blocked kick...Named first-team All-MEC and D2CCA All-Super Region 1...Also earned CoSIDA Academic All-District and All-America accolades...In 2015, appeared in 14 games (12 starts) and finished with 50 tackles, 12 TFL, 5 sacks, 2 PD and a blocked kick...Garnered first-team All-MEC accolades...Appeared in nine games, including eight starts, as a redshirt sophomore in 2014...Recorded 27 tackles (15 solo), 13 TFL and 8.5 sacks en route to earning second-team All-MEC honors...Redshirted in 2013 as a true freshman...Majored in sports marketing.

**HIGH SCHOOL/PERSONAL:** Prepped at Dr. Henry A. Wise (Upper Marlboro, MD) HS, where he played with Steelers' 2018 fifth-round pick S Marcus Allen.



**58**

**ALVIN JONES**  
**INSIDE LINEBACKER | 5-10 | 231**

**COLLEGE:** UTEP  
**HS:** BURGESS (EL PASO, TX)  
**BORN:** 12/2/94, SAVANNAH, GA  
**COLLEGE GP/GS:** 47/43

**TRANSACTIONS:** Alvin Jones signed with the Ravens as a RFA on 5/4/18.

**COLLEGE:** In 47 career games (43 starts) at UTEP, he posted 343 career tackles, which rank second most for the program since 2000...Tallied 40 career TFL, which stand third in program history, and 15 sacks, which tie for fourth in school annals...As a senior, led team with a career-high 102 tackles, earning All-Conference USA honorable mention honors...Was also the team leader in TFL (10.5), sacks (4.5) and FFs (3)...Earned second-team All-Conference USA honors as a junior after leading the team in tackles (93), including 6 TFL and 2.5 sacks...As a sophomore, led the team with 93 tackles, including 14.5 TFL, 6.5 sacks and 2 safeties...As a true freshman, posted 55 tackles, 9 TFL, 1.5 sacks, 1 INT and 3 PD....Graduated with a degree in organizational and corporate communications.

**HIGH SCHOOL/PERSONAL:** Prepped at Burgess (El Paso, TX) HS, where he was a first-team All-District DB and second-team QB as a senior...Rushed for 950 yards and 20 TDs, while passing for 463 yards and 7 scores...Also recorded 83 tackles, 1 sack, 2 FFs and 3 PR-TDs...Father, Alvin Sr., is an Army veteran, and mother, Vurgess, is a military veteran...His twin brother, Aaron, plays RB for the Green Bay Packers.



# UNDRAFTED ROOKIE FREE AGENTS



82

## NICK KEIZER

TIGHT END | 6-4 | 251

COLLEGE: GRAND VALLEY STATE

HS: PORTAGE NORTHERN (MI)

BORN: 5/2/95, KALAMAZOO, MI

COLLEGE GP/GS: 36/23

**TRANSACTIONS:** Nick Keizer signed with the Ravens as a RFA on 5/4/18.

**COLLEGE:** Played in 36 career games (23 starts) at Grand Valley State, recording 45 receptions for 734 yards and 11 TDs...Earned All-America honors as selected by *D2Football.com*, D2CAA, *Don Hansen's Football Gazette* and CoSIDA Academic All-America and All-GLIAC as a senior in 2017...Led all GLIAC tight ends in 2017 in receptions (29), receiving yards (504) and TD catches (9), while also leading the nation in yards per catch (17.4) for tight ends...Had 22 of his receptions result in a first down...Ranked second in TD catches and 10th in receptions among all GLIAC receivers...Recorded 5 receptions for 63 yards and 2 TDs against Michigan Technological...Had a career-high 6 catches for 118 yards and 2 scores in the season opener vs. Indianapolis...Had 7 receptions for 103 yards as a junior (2016) and 9 receptions for 127 yards and 2 TDs in 2015.

**HIGH SCHOOL/PERSONAL:** Prepped at Portage Northern (MI) HS, where he earned two varsity letters in football...Earned *Associated Press* Division 1-2 All-State honors as a senior after recording 19 receptions for 353 yards (18.6 avg.) and 3 TDs...Also had 28 tackles, including 14.5 TFL, as an OLB...Was selected to play in the Michigan High School Coaches Association East-West All-Star Game.



91

## CHRISTIAN LACOUTURE

DEFENSIVE END | 6-4 | 290

COLLEGE: LOUISIANA STATE

HS: LINCOLN SOUTHWEST (LINCOLN, NE)

BORN: 9/4/94, NATICK, MA

COLLEGE GP/GS: 50/36

**TRANSACTIONS:** Christian LaCouture signed with the Ravens as a RFA on 5/4/18.

**COLLEGE:** A three-year starter for the Tigers, LaCouture accumulated 152 tackles, 16.5 TFL and 10.5 sacks...Was awarded the No. 18 jersey that goes to a player who possesses the traits of being a great Tiger – selfless, team leader and represents all that is good about the program...Started every game as a senior in 2017, finishing second on the team with a career-high 66 tackles...Added 8.5 TFL, 6 sacks, 8 PD and 5 QB hurries...Was a key member of the SEC's No. 4-ranked defense (316.2 ypg)...Redshirted (knee) in 2016, serving as a student assistant coach with the D-line that season...As a junior, played in 11 games (10 starts), tallying 35 tackles and 1 sack...In 2014, he was a member of the SEC's top defense (316.8 ypg), starting all 13 games at DT...Totaled 44 tackles, 4 TFL and 2.5 sacks...Played in every game as a freshman, finishing with 11 tackles on the season...Two-time member of the SEC Academic Honor Roll (2014 & 2015)...Graduated in 2016 with a degree in sport administration and is currently pursuing a master's degree.

**HIGH SCHOOL/PERSONAL:** Prepped at Lincoln Southwest (Lincoln, NE) HS, where he played all four positions on the defensive line and made two starts on offense (FB and TE) his senior year...Was an All-State honoree and four-star prospect...Honored as a Semper Fidelis All-American (2012).



18

## ANDRE LEVRONE

WIDE RECEIVER | 6-2 | 222

COLLEGE: VIRGINIA

HS: OUR LADY OF GOOD COUNSEL (OLNEY, MD)

BORN: 3/9/95, LAUREL, MD


COLLEGE GP/GS: 35/13

**TRANSACTIONS:** Andre Levrone signed with the Ravens as a RFA on 5/4/18.

**COLLEGE:** Appeared in 35 career games for Virginia, totaling 59 receptions for 1,079 yards and 9 TDs...As a senior, he posted career highs in catches (34), receiving yards (689) and TD receptions (7)...Named ACC Receiver of the Week after leading UVA with 5 catches for 141 yards and 2 TDs in a road win at Boise State...Caught 3 passes for 67 yards and 2 TDs vs. Georgia Tech...Played in 10 games as a junior, posting 8 catches for 126 yards...As a sophomore, registered 2 catches for 16 yards in one game, but missed the final 11 contests of the season with a back injury...Tallied 15 receptions for 248 yards and 2 TDs as a redshirt freshman...Redshirted his true freshman season...Graduated with a degree in media studies.

**HIGH SCHOOL/PERSONAL:** Played WR and safety at Our Lady of Good Counsel (Olney, MD) HS...Brother, Jonathan, served a tour in Iraq as a tanker in the U.S. Army...Mother, Angie, was a high school MVP for three years in track & field, gymnastics and cheerleading...Father Andre Sr., played LB for his base team while serving in the Marine Corps...Cousin, Kevin Levrone, is a IFBB Hall of Fame body builder and four-time first-runner-up to Mr. Olympia.

## UNDRAFTED ROOKIE FREE AGENTS



33

**JACKSON PORTER**  
CORNERBACK | 6-1 | 193

COLLEGE: MASSACHUSETTS  
HS: MT. HEBRON (ELLICOTT CITY, MD)  
BORN: 1/26/95, ELLICOTT CITY, MD  
COLLEGE GP/GS: 42/7

**TRANSACTIONS:** Jackson Porter signed with the Ravens as a RFA on 6/11/18.

**COLLEGE:** Played in 42 games (seven starts) for the Minutemen during his collegiate career...Appeared in 11 games as a senior in 2017, registering 15 tackles (11 solo) and 7 PD...In 2016, played in 10 games (five starts) and recorded 26 tackles (18 solo) and 4 PD...As a redshirt sophomore, appeared in 10 games and made the positional switch to wide receiver...Recorded 1 catch for 7 yards and a single carry for 9 yards...Also saw action at cornerback, recording 2 tackles...In 2014, saw action in 11 games and recorded 41 tackles and 2 INTs, including a 34-yard return for a TD...Redshirted as a true freshman in 2013.

**HIGH SCHOOL/PERSONAL:** Prepped at Mt. Hebron (Ellicott City, MD) HS, where he was a three-year selection to the All-Howard County Team as a wide receiver and defensive back...As a senior in 2012, tallied 100 tackles and 4 INTs, including 1 returned for a TD...Also participated in track and field, where he was an All-County selection...Graduated as the school record-holder in the 55-, 100-, 200- and 300-meter events, but those marks have since been surpassed...Volunteered as a camp counselor during the summer and also supported Meals on Wheels.



66


**TRENT SIEG**  
LONG SNAPPER | 6-3 | 240

COLLEGE: COLORADO STATE  
HS: EATON (CO)  
BORN: 5/19/95, GREELEY, CO  
COLLEGE GP/GS: 52/0

**TRANSACTIONS:** Trent Sieg signed with the Ravens as a RFA on 5/4/18.

**COLLEGE:** Appeared in 52 games for the Rams, never missing a snap throughout his four-year career...Snapped on all punts, FGAs and PATs as a senior...Snapped to K Wyatt Bryan and helped him convert 15 of 18 FGAs...As a junior, helped P Hayden Hunt earn first-team All-Mountain West honors...Played in all 13 games in 2015...Snapped to Hunt, the Ray Guy Award finalist and *Pro Football Focus* All-American...Helped the Rams accumulate a net punting average of 41.96, which ranked No. 4 in the FBS...As a redshirt freshman, replaced four-year LS Tanner Hedstrom and assumed all responsibilities...Recorded 2 special teams tackles...Tallied first-career special teams tackle at Boise State...Redshirted as a true freshman in 2013...Graduated with a degree in mechanical engineering.

**HIGH SCHOOL/PERSONAL:** Prepped at Eaton (CO) HS, where he earned All-Colorado and All-Conference honors as a linebacker, recording 67 tackles and 10 sacks as a senior...Also played tight end, registering 29 receptions for 510 yards and 4 TDs...As team captain, led his team to a 10-1 record and a Patriot League Championship...Also lettered in baseball and basketball.



61

**ALEX THOMPSON**  
CENTER | 6-2 | 310

COLLEGE: MONMOUTH  
HS: HADDON HEIGHTS (NJ)  
BORN: 7/7/95, CAMDEN, NJ  
COLLEGE GP/GS: 45/44

**TRANSACTIONS:** Alex Thompson signed with the Ravens as a RFA on 5/4/18.

**COLLEGE:** A three-time (2015-17) All-Big South honoree, he started 44 of 45 career games...As a senior in 2017, started all 12 games en route to earning numerous honors: *AP* third-team All-American, *Phil Steele* FCS second-team All-American, Stats Inc. third-team All-American and first-team All-ECAC...Started all 11 contests as a junior, helping Monmouth post 161.5 rushing yards per game and 26 ground TDs...As a sophomore, started all 11 games and helped the Hawks produce All-Big South honorees at TE (Hakeem Valles), RB (Darren Ambush) and WR (Darren Ambush)...Started in 10 games as a freshman, helping RB Lavon Chaney lead the Big South in all-purpose yards...Graduated with a degree in business management...Prior to Monmouth, he wrestled (heavyweight) one year for West Virginia University.

**HIGH SCHOOL/PERSONAL:** Prepped at Haddon Heights (NJ) HS, where he was a three-year starter at guard and on the D-line...Named first-team All-Conference as a senior, also serving as a captain, and earned Lineman of the Year accolades and All-South Jersey honors...Wrestled for the Garnets, winning a state title as a senior and multiple Wrestler of the Year awards.



## UNDRAFTED ROOKIE FREE AGENTS

31



**MARK THOMPSON**

RUNNING BACK | 6-1 | 235

COLLEGE: FLORIDA  
HS: CHELTENHAM (PA)  
BORN: 12/9/94, LA MOTT, PA  
COLLEGE GP/GS: 23/4

**TRANSACTIONS:** Mark Thompson signed with the Ravens as a RFA on 5/4/18.

**COLLEGE:** Played in 23 career games at Florida, posting 126 carries for 596 yards and 5 TDs, adding 16 receptions for 184 yards and 1 TD...Played in 11 games in 2017, recording 58 rushes for 297 yards and a career-high 3 TDs...Added 12 catches for 79 yards and 1 KOR for 21 yards...Led the Gators in rushing at South Carolina and Florida State...Had a season-high 78 yards vs. UAB...Posted 11 carries of 10-plus yards on the season...Appeared in 12 games and had a career-high 68 carries for 299 yards, adding 2 TDs in his first season (2016) at Florida...Also posted 4 catches for 105 yards and 1 TD...Recorded a season-high 85 rushing yards against North Texas...Caught an 85-yard TD in the Outback Bowl vs. Iowa, the second-longest passing play in Florida bowl history and the longest play in Outback Bowl history.

**HIGH SCHOOL/PERSONAL:** Prepped at Cheltenham (PA) HS...Prior to his arrival at Florida, played two seasons at Dodge City (KS) CC, where he is the school's all-time leader in rushing TDs (26)...Recorded the fourth-most rushing yards (1,298) and third-most rushing TDs (18) in the NJCAA in 2015...Rushed for 460 yards on 84 carries and 8 TDs in 2014...Attended Nassau (NY) CC in 2013 prior to enrolling at Dodge City.

47



**DE'LANCE TURNER**

RUNNING BACK | 5-11 | 214

COLLEGE: ALCORN STATE  
HS: PERRY CENTRAL (MS)  
BORN: 8/23/95, McLAIN, MS  
COLLEGE GP/GS: 26/21

**TRANSACTIONS:** De'Lance Turner signed with the Ravens as a RFA on 5/4/18.

**COLLEGE:** Played in 26 games (21 starts) at Alcorn State, recording 2,121 rushing yards on 320 carries and 15 TDs...Finished his career as the school's single-season rushing record-holder (1,357 yards in 2017), which also ranked second in the FCS...Earned FCS third-team All-America recognition by the AP, honorable mention HBCU All-America honors and was tabbed first-team All-Conference by league coaches...Also was a two-time SWAC Offensive Player of the Week...As a senior, recorded 1,357 rushing yards on 180 carries with 10 TDs, adding 21 receptions for 212 yards and 3 TDs...Rushed for a career- and conference-high 272 yards, adding 2 rushing TDs and 1 receiving TD vs. Southern U...Recorded the longest rush from scrimmage in school history, with an 88-yarder vs. Miles College...As a junior, recorded 760 rushing yards and 5 TDs and pulled in 12 catches for 146 yards...Earned first-team All-State honors as a sophomore at Copiah-Lincoln (Wesson, MS) CC...Graduated from Alcorn State with a degree in psychology.

**HIGH SCHOOL/PERSONAL:** Prepped at Perry Central (MS) HS, where he played RB and CB for the Bulldogs...Also played baseball and basketball and ran track.

6



**KAARE VEDVIK**

PUNTER | 6-3 | 210

COLLEGE: MARSHALL  
HS: McPHERSON (KS)  
BORN: 3/16/94, STAVANGER, NORWAY  
COLLEGE GP/GS: 38/0


**TRANSACTIONS:** Kaare Vedvik signed with the Ravens as a RFA on 5/4/18.

**COLLEGE:** Played in 38 career games at Marshall, seeing action at punter and kicker throughout his four-year career...Named first-team All-Conference USA as a senior punter in 2017, handling punt, kickoff and FG duties for the Herd...Punted 59 times for 2,597 yards (44.0 avg.), including 26 inside the 20-yard line...Made national headlines for his 92-yard punt against Old Dominion, which is the seventh-longest in FBS history and the longest in 45 years...Ranked in the Top 10 for fewest punt return yards allowed...Also averaged 63.6 yards per kickoff...Made 10 of 16 FGAs and converted 41 of 42 PATs...Handled all 71 punts for 2,800 yards (40.0 avg.) as a junior in 2016...Did not see game action in 2015 while learning to become the team's full-time punter.

**HIGH SCHOOL/PERSONAL:** Prepped at McPherson (KS) HS as a junior exchange student before returning to his native Norway for his final year of school...Moved to Kansas hoping to play American football as a wide receiver, but his high school coaches convinced him to try place-kicking due to his soccer background...Received recruiting attention after a Kohl's Kicking Camp in Texas, where he made a 70-yard field goal...**Name is pronounced: CORE-ee VED-vick**



# UNDRAFTED ROOKIE FREE AGENTS



**27**

**DARIOUS WILLIAMS**  
**DEFENSIVE BACK | 5-9 | 187**  
**COLLEGE: ALABAMA-BIRMINGHAM**  
**HS: CREEKSIDE (JACKSONVILLE, FL)**  
**BORN: 3/15/93, JACKSONVILLE, FL**  
**COLLEGE GP/GS: 25/18**

**TRANSACTIONS:** Darius Williams signed with the Ravens as a RFA on 5/4/18.

**COLLEGE:** Played in 25 games (18 starts) at UAB, recording 73 tackles, 26 PD and 6 INTs in just two seasons with the Blazers...Earned first-team All-America honors by *Pro Football Focus* and was named first-team All-Conference USA in 2017... Started all 13 games at cornerback, registering 50 tackles (38 solo), 20 PD and 5 INTs...Led the C-USA in PD (20), which also ranked No. 5 in the NCAA amongst FBS schools...Also ranked No. 2 in the conference in INTs (5)...Recorded his first-career INT returned for a TD (41 yards) at Southern Mississippi...Picked up first-career FR at North Texas...Recorded career highs in tackles (8) and TFL (3) vs. Coastal Carolina...In 2016, the football program was reinstated, but no games were played...The UAB football program was disbanded for the 2015 season...Made 5 starts in his first year with the Blazers in 2014, registering 23 tackles, 6 PD and 1 INT...Started career as a walk-on...Majored in communications and nutrition.

**HIGH SCHOOL/PERSONAL:** Prepped at Creekside (Jacksonville, FL) HS...Also participated in basketball and track.



## HISTORY OF UNDRAFTED GEMS

The Ravens have a history of unearthing rookie free agent gems. On its final 2017 roster, Baltimore had 14 players who entered the NFL as RFAs. Of those, nine were originally signed by the Ravens.

**ORIGINAL RAVENS ROOKIE FA SIGNINGS / FINAL 2017 ROSTER**

2010: LS Morgan Cox*	2016: G/C Matt Skura*
2012: K Justin Tucker*	2017: WR Quincy Adeboyejo
2014: T James Hurst*	2017: FB/DL Patrick Ricard
2016: LB Patrick Onwuasor*	2017: G Maurquice Shakir
2016: DT Michael Pierce*	* starter in 2017



### Notable undrafted rookies who went on to make a big impact for the Ravens over the years include:

- |  |   |  |
|--|---|--|
| <ul style="list-style-type: none"> <li>• Mike Flynn ('97)</li> <li>• Priest Holmes ('97)</li> <li>• Will Demps ('02)</li> <li>• Bart Scott ('02)</li> <li>• Ma'ake Kemoeatu ('02)</li> </ul> | <ul style="list-style-type: none"> <li>• Jameel McClain ('08)</li> <li>• Dannell Ellerbe ('09)</li> <li>• Morgan Cox ('10)</li> <li>• Justin Tucker ('12)</li> <li>• James Hurst ('14)</li> </ul> | <ul style="list-style-type: none"> <li>• Zach Orr ('14)</li> <li>• Michael Pierce ('16)</li> <li>• Matt Skura ('16)</li> </ul> |
|--|---|--|



# ALPHABETICAL ROSTER

No.	Name	Pos.	Ht.	Wt.	Birthdate	Exp.	College	Hometown
80	Acklin, Jaelon	WR	6-1	189	8/10/95	R	Western Illinois	Mountain View, MO
16	Adeboyejo, Quincy	WR	6-3	200	5/26/95	1	Mississippi	Cedar Hill, TX
37	Allen, Javorius	RB	6-0	218	8/27/91	4	Southern California	Miccosukee, FL
89	Andrews, Mark	TE	6-4	256	9/6/95	R	Oklahoma	Scottsdale, AZ
28	Averett, Anthony	CB	5-11	178	11/30/94	R	Alabama	Woodbury, NJ
49	Board, Chris	LB	6-2	229	7/23/95	R	North Dakota State	Orlando, FL
54	Bowser, Tyus	OLB	6-3	242	5/23/95	2	Houston	Tyler, TX
86	Boyle, Nick	TE	6-4	270	2/17/93	4	Delaware	Sussex, NJ
77	Bozeman, Bradley	C	6-3	317	11/24/94	R	Alabama	Roanoke, AL
53	Bradley, Bam	ILB	5-11	232	6/26/94	2	Pittsburgh	Trotwood, OH
78	Brown Jr., Orlando	T	6-8	345	5/2/96	R	Oklahoma	Baltimore, MD
13	Brown, John	WR	5-11	178	4/3/90	5	Pittsburg State	Homestead, FL
26	Canady, Maurice	CB	6-1	193	5/26/94	3	Virginia	Richmond, VA
24	Carr, Brandon	CB	6-0	210	5/19/86	11	Grand Valley State	Flint, MI
36	Clark, Chuck	S	6-0	205	4/19/95	2	Virginia Tech	Suffolk, VA
34	Collins, Alex	RB	5-10	208	8/26/94	3	Arkansas	Ft. Lauderdale, FL
51	Correa, Kamalei	LB	6-3	249	4/27/94	3	Boise State	Honolulu, HI
46	Cox, Morgan	LS	6-4	235	4/26/86	9	Tennessee	Collierville, TN
15	Crabtree, Michael	WR	6-1	215	9/14/87	10	Texas Tech	Dallas, TX
60	Crececius, Randin	G	6-5	300	8/5/96	R	Portland State	Lake Stevens, WA
94	Davis, Carl	DT	6-5	321	3/2/92	4	Iowa	Detroit, MI
30	Dixon, Kenneth	RB	5-10	228	1/21/94	3	Louisiana Tech	Strong, AR
70	Donnal, Andrew	G/T	6-6	305	3/3/92	4	Iowa	Monclova, OH
35	Edwards, Gus	RB	6-1	238	4/13/95	R	Rutgers	Staten Island, NY
21	Elliott, DeShon	S	6-0	210	4/21/97	R	Texas	Dallas, TX
71	Eluemunor, Jermaine	G/T	6-4	335	12/13/94	2	Texas A&M	London, England
63	Evans, Justin	G	6-5	310	8/19/95	R	South Carolina State	Florence, SC
45	Ezeala, Christopher	FB	5-11	248	9/19/95	R	German Football League	Munich, Germany
5	Flacco, Joe	QB	6-6	245	1/16/85	11	Delaware	Audubon, NJ
84	Grant, Janarion	WR	5-10	173	11/20/93	R	Rutgers	Trilby, FL
3	Griffin III, Robert	QB	6-2	213	2/12/90	6	Baylor	Copperas Cove, TX
69	Henry, Willie	DT	6-3	291	3/20/94	3	Michigan	Cleveland, OH
43	Hill, Jaylen	CB	5-10	175	5/26/94	2	Jacksonville State	Marietta, GA
29	Humphrey, Marlon	CB	6-0	197	7/8/96	2	Alabama	Hoover, AL
59	Humphrey, Myles	DE/LB	6-3	238	9/7/95	R	Shepherd	Upper Marlboro, MD
81	Hurst, Hayden	TE	6-3	245	8/24/93	R	South Carolina	Jacksonville, FL
74	Hurst, James	G/T	6-5	310	12/17/91	5	North Carolina	Plainfield, IN
39	Jackson, Bennett	CB	6-0	192	9/16/91	2	Notre Dame	Hazlet, NJ
8	Jackson, Lamar	QB	6-2	212	1/7/97	R	Louisville	Pompano Beach, FL
38	Jean-Baptiste, Stanley	CB	6-3	216	4/12/90	3	Nebraska	Miami, FL
23	Jefferson, Tony	S	5-11	211	1/27/92	6	Oklahoma	Chula Vista, CA
58	Jones, Alvin	ILB	5-10	231	12/2/94	R	UTEP	El Paso, TX
99	Judon, Matthew	OLB	6-3	261	8/15/92	3	Grand Valley State	West Bloomfield, MI
92	Kaufusi, Bronson	DE	6-6	275	7/6/91	3	BYU	Provo, UT
82	Keizer, Nick	TE	6-4	251	5/2/95	R	Grand Valley State	Portage, MI
4	Koch, Sam	P	6-1	222	8/13/82	13	Nebraska	Seward, NE
91	LaCouture, Christian	DE	6-4	290	9/4/94	R	Louisiana State	Lincoln, NE
17	Lasley, Jordan	WR	6-1	213	11/13/96	R	UCLA	Compton, CA
41	Levine Sr., Anthony	DB/LB	5-11	207	3/27/87	7	Tennessee State	Abbeville, LA
18	Levrone, Andre	WR	6-2	222	3/9/95	R	Virginia	Laurel, MD
72	Lewis, Alex	G/T	6-6	305	4/21/92	3	Nebraska	Tempe, AZ
88	Mayle, Vince	TE/WR	6-2	247	6/12/91	3	Washington State	Sacramento, CA
50	McClellan, Albert	LB	6-2	235	6/4/86	8	Marshall	Lakeland, FL
10	Moore, Chris	WR/RS	6-1	200	6/16/93	3	Cincinnati	Tampa, FL
57	Mosley, C.J.	ILB	6-2	250	6/19/92	5	Alabama	Mobile, AL
31	Nacua, Kai	DB	6-0	211	3/3/95	2	BYU	Henderson, NV
48	Onwuasor, Patrick	ILB	6-0	227	8/22/92	3	Portland State	Lignewood, CA
11	Perriman, Breshad	WR	6-2	215	9/10/93	4	Central Florida	Lithonia, GA
97	Pierce, Michael	DT	6-0	340	11/6/92	3	Samford	Daphne, AL
33	Porter, Jackson	CB	6-1	193	1/26/95	R	Massachusetts	Ellicott City, MD
85	Posey, DeVier	WR	6-1	214	3/15/90	3	Ohio State	Cincinnati, OH
42	Ricard, Patrick	FB/DL	6-3	311	5/27/94	2	Maine	Spencer, MA
12	Scott, Jaleel	WR	6-5	210	2/23/95	R	New Mexico State	Rock Hill, SC
64	Senat, Greg	T	6-6	305	9/8/94	R	Wagner	Elmont, NY
76	Shakir, Maurquice	G	6-4	326	10/14/93	2	Middle Tennessee State	Los Angeles, CA
67	Sieg, Trent	LS	6-3	240	5/19/95	R	Colorado State	Eaton, CO
95	Sieler, Zach	DT	6-6	290	9/7/95	R	Ferris State	Pinckney, MI
65	Siragusa, Nico	G	6-4	330	5/10/94	2	San Diego State	San Diego, CA
68	Skura, Matt	G/C	6-3	313	2/17/93	2	Duke	Columbus, OH
22	Smith, Jimmy	CB	6-2	210	7/26/88	8	Colorado	Colton, CA
90	Smith, Za'Darius	OLB	6-4	272	9/8/92	4	Kentucky	Greenville, AL
83	Snead IV, Willie	WR	5-11	205	10/17/92	4	Ball State	Muskegon (MI)
79	Stanley, Ronnie	T	6-6	315	3/18/94	3	Notre Dame	Las Vegas, NV
55	Suggs, Terrell	OLB	6-3	265	10/11/82	16	Arizona State	Chandler, AZ
61	Thompson, Alex	C	6-2	310	7/7/95	R	Monmouth	Lawnside, NJ
44	Thompson, Mark	RB	6-1	235	12/9/94	R	Florida	Cheltenham, PA
9	Tucker, Justin	K	6-1	183	11/21/89	7	Texas	Austin, TX
47	Turner, De'Lance	RB	5-11	214	8/23/95	R	Alcorn State	McClain, MS
96	Urban, Brent	DE	6-7	300	5/5/91	5	Virginia	Mississauga, ON, CAN
6	Vedvik, Kaare	P	6-3	210	3/16/94	R	Marshall	Stavanger, Norway
32	Weddle, Eric	S	5-11	195	1/4/85	12	Utah	Alta Loma, CA
14	White, Tim	WR	5-10	175	7/15/94	2	Arizona State	Los Angeles, CA
98	Williams, Brandon	DT	6-1	336	2/21/89	6	Missouri Southern St.	Kirkwood, MO
27	Williams, Darius	CB	5-9	187	3/15/93	R	Alabama-Birmingham	Jacksonville, FL
87	Williams, Maxx	TE	6-4	252	4/12/94	4	Minnesota	Waconia, MN
56	Williams, Tim	OLB	6-3	252	11/12/93	2	Alabama	Baton Rouge, LA
7	Woodrum, Josh	QB	6-3	228	11/7/92	1	Liberty	Roanoke, VA
93	Wormley, Chris	DE	6-5	300	10/25/93	2	Michigan	Toledo, OH
73	Yanda, Marshal	G/T	6-3	305	9/15/84	12	Iowa	Anamosa, IA
40	Young, Kenny	LB	6-1	234	11/15/94	R	UCLA	Boutte, LA
25	Young, Tavon	CB	5-9	185	3/14/94	3	Temple	Oxon Hill, MD


# NUMERICAL ROSTER

No.	Name	Pos.	Ht.	Wt.	Birthdate	Exp.	College	How Acq.	2017 Games			
									P	S	DNP	INA
3	Robert Griffin III	QB	6-2	213	2/12/90	6	Baylor	FA '18	0	0	0	0
4	Sam Koch	P	6-1	222	8/13/82	13	Nebraska	D6a '06	16	0	0	0
5	Joe Flacco	QB	6-6	245	1/16/85	11	Delaware	D1 '08	16	16	0	0
6	Kaare Vedvik	P	6-3	210	3/16/94	R	Marshall	FA '18	0	0	0	0
7	Josh Woodrum	QB	6-3	228	11/7/92	1	Liberty	FA '17	0	0	0	0
8	Lamar Jackson	QB	6-2	212	1/7/97	R	Louisville	D1b '18	0	0	0	0
9	Justin Tucker	K	6-1	183	11/21/89	7	Texas	FA '12	16	0	0	0
10	Chris Moore	WR/RS	6-1	200	6/16/93	3	Cincinnati	D4b '16	13	4	0	3
11	Breshad Perriman	WR	6-2	215	9/10/93	4	Central Florida	D1 '15	11	3	0	5
12	Jaleel Scott	WR	6-5	210	2/23/95	R	New Mexico State	D4c '18	0	0	0	0
13	John Brown	WR	5-11	178	4/3/90	5	Pittsburg State	UFA (ARI) '18	10	5	0	6
14	Tim White	WR	5-10	175	7/15/94	2	Arizona State	FA '17	0	0	0	0
15	Michael Crabtree	WR	6-1	215	9/14/87	10	Texas Tech	FA '18	14	14	0	2
16	Quincy Adebeyejo	WR	6-3	200	5/26/95	1	Mississippi	FA '17	1	0	0	0
17	Jordan Lasley	WR	6-1	213	11/13/96	R	UCLA	D5 '18	0	0	0	0
18	Andre Levrone	WR	6-2	222	3/9/95	R	Virginia	FA '18	0	0	0	0
21	DeShon Elliott	S	6-1	210	4/21/97	R	Texas	D6a '18	0	0	0	0
22	Jimmy Smith	CB	6-2	210	7/26/88	8	Colorado	D1 '11	12	12	0	0
23	Tony Jefferson	S	5-11	211	1/27/92	6	Oklahoma	UFA (ARI) '17	16	16	0	0
24	Brandon Carr	CB	6-0	210	5/19/86	11	Grand Valley State	UFA (DAL) '17	16	16	0	0
25	Tavon Young	CB	5-9	185	3/14/94	3	Temple	D4a '16	0	0	0	0
26	Maurice Canady	CB	6-1	193	5/26/94	3	Virginia	D6b '16	8	1	0	0
27	Darius Williams	CB	5-9	187	3/15/93	R	Alabama-Birmingham	FA '18	0	0	0	0
28	Anthony Averett	CB	5-11	178	11/30/94	R	Alabama	D4a '18	0	0	0	0
29	Marlon Humphrey	CB	6-0	197	7/8/96	2	Alabama	D1 '17	16	5	0	0
30	Kenneth Dixon	RB	5-10	228	1/21/94	3	Louisiana Tech	D4e '16	0	0	0	0
31	Kai Nacua	DB	6-0	211	3/3/95	2	BYU	WAV (CLE) '18	16	3	0	0
32	Eric Weddle	S	5-11	195	1/4/85	12	Utah	UFA (SD) '16	16	16	0	0
33	Jackson Porter	CB	6-1	193	1/26/95	R	Massachusetts	FA '18	0	0	0	0
34	Alex Collins	RB	5-10	208	8/26/94	3	Arkansas	FA '17	15	12	0	0
35	Gus Edwards	RB	6-1	238	4/13/95	R	Rutgers	FA '18	0	0	0	0
36	Chuck Clark	S	6-0	205	4/19/95	2	Virginia Tech	D6 '17	15	0	0	1
37	Javorius Allen	RB	6-0	218	8/27/91	4	Southern California	D4b '15	16	0	0	0
38	Stanley Jean-Baptiste	CB	6-3	216	4/12/90	3	Nebraska	FA '17	1	0	0	3
39	Bennett Jackson	CB	6-0	192	9/16/91	2	Notre Dame	FA '18	0	0	0	0
40	Kenny Young	LB	6-1	234	11/15/94	R	UCLA	D4b '18	0	0	0	0
41	Anthony Levine Sr.	DB/LB	5-11	207	3/27/87	7	Tennessee State	FA '12	16	0	0	0
42	Patrick Ricard	FB/DL	6-3	311	5/27/94	2	Maine	FA '17	16	0	0	0
43	Jaylen Hill	CB	5-10	175	5/26/94	2	Jacksonville State	FA '17	6	0	0	9
44	Mark Thompson	RB	6-1	235	12/9/94	R	Florida	FA '18	0	0	0	0
45	Christopher Ezeala	FB	5-11	248	9/19/95	R	German Football League	IPP '18	0	0	0	0
46	Morgan Cox	LS	6-4	235	4/26/86	9	Tennessee	FA '10	16	0	0	0
47	De'Lance Turner	RB	5-11	214	8/23/95	R	Alcorn State	FA '18	0	0	0	0
48	Patrick Onwuasor	ILB	6-0	227	8/22/92	3	Portland State	FA '16	16	13	0	0
49	Chris Board	LB	6-2	229	7/23/95	R	North Dakota State	FA '18	0	0	0	0
50	Albert McClellan	LB	6-2	235	6/4/86	8	Marshall	FA '10	0	0	0	0
51	Kamalei Correa	LB	6-3	249	4/27/94	3	Boise State	D2 '16	16	3	0	0
53	Bam Bradley	ILB	5-11	232	6/26/94	2	Pittsburgh	FA '17	2	0	0	0
54	Tyus Bowser	OLB	6-3	242	5/23/95	2	Houston	D2 '17	16	0	0	0
55	Terrell Suggs	OLB	6-3	265	10/11/82	16	Arizona State	D1a '03	16	16	0	0
56	Tim Williams	OLB	6-3	252	11/12/93	2	Alabama	D3b '17	8	0	0	8
57	C.J. Mosley	ILB	6-2	250	6/19/92	5	Alabama	D1 '14	16	16	0	0
58	Alvin Jones	ILB	5-10	231	12/2/94	R	UTEP	FA '18	0	0	0	0
59	Myles Humphrey	DE/LB	6-3	238	9/7/95	R	Shepherd	FA '18	0	0	0	0
60	Randin Crecelius	G	6-5	300	8/5/96	R	Portland State	FA '18	0	0	0	0
61	Alex Thompson	C	6-2	310	7/7/95	R	Monmouth	FA '18	0	0	0	0
63	Justin Evans	G	6-5	310	8/19/95	R	South Carolina State	FA '18	0	0	0	0
64	Greg Senat	T	6-6	305	9/8/94	R	Wagner	D6b '18	0	0	0	0
65	Nico Siragusa	G	6-4	330	5/10/94	2	San Diego State	D4 '17	0	0	0	0
67	Trent Sieg	LS	6-3	240	5/19/95	R	Colorado State	FA '18	0	0	0	0
68	Matt Skura	G/C	6-3	313	2/17/93	2	Duke	FA '16	12	12	0	2
69	Willie Henry	DT	6-3	291	3/20/94	3	Michigan	D4d '16	14	3	0	2
70	Andrew Donnal	G/T	6-6	305	3/3/92	4	Iowa	WAV (LAR) '17	6	0	1	8
71	Jermaine Eluemunor	G/T	6-4	335	12/13/94	2	Texas A&M	D5 '17	8	2	0	8
72	Alex Lewis	G/T	6-6	305	4/21/92	3	Nebraska	D4c '16	0	0	0	0
73	Marshal Yanda	G/T	6-3	305	9/15/84	12	Iowa	D3b '07	2	2	0	0
74	James Hurst	G/T	6-5	310	12/17/91	5	North Carolina	FA '14	16	16	0	0
76	Maurquice Shakir	G	6-4	326	10/14/93	2	Middle Tennessee State	FA '17	0	0	0	8
77	Bradley Bozeman	C	6-5	317	11/24/94	R	Alabama	D6c '18	0	0	0	0
78	Orlando Brown Jr.	T	6-8	345	5/2/96	R	Oklahoma	D3a '18	0	0	0	0
79	Ronnie Stanley	T	6-6	315	3/18/94	3	Notre Dame	D1 '16	15	15	0	1
80	Jaelon Acklin	WR	6-1	189	8/10/95	R	Western Illinois	FA '18	0	0	0	0
81	Hayden Hurst	TE	6-4	245	8/24/93	R	South Carolina	D1a '18	0	0	0	0
82	Nick Keizer	TE	6-4	251	5/2/95	R	Grand Valley State	FA '18	0	0	0	0
83	Willie Snead IV	WR	5-11	205	10/17/92	4	Ball State	RFA (NO) '18	11	7	0	2
84	Janarion Grant	WR	5-10	173	11/20/93	R	Rutgers	FA '18	0	0	0	0
85	DeVier Posey	WR	6-1	214	3/15/90	3	Ohio State	FA '18	0	0	0	0
86	Nick Boyle	TE	6-4	270	2/17/93	4	Delaware	D5a '15	15	12	0	1
87	Maxx Williams	TE	6-4	252	4/12/94	4	Minnesota	D2 '15	11	8	0	5
88	Vince Mayle	TE/WR	6-2	247	6/12/91	3	Washington State	WAV (DAL) '16	16	0	0	0
89	Mark Andrews	TE	6-5	256	9/6/95	R	Oklahoma	D3b '18	0	0	0	0
90	Za'Darius Smith	OLB	6-4	272	9/8/92	4	Kentucky	D4a '15	14	4	0	2
91	Christian LaCouture	DE	6-4	290	9/4/94	R	Louisiana State	FA '18	0	0	0	0
92	Bronson Kaufusi	DE	6-6	275	7/6/91	3	BYU	D3 '16	3	1	0	13
93	Chris Wormley	DE	6-5	300	10/25/93	2	Michigan	D3a '17	7	2	0	9
94	Carl Davis	DT	6-5	321	3/2/92	4	Iowa	D3 '15	15	9	0	1
95	Zach Sieler	DT	6-6	290	9/7/95	R	Ferris State	D7 '18	0	0	0	0
96	Brent Urban	DE	6-7	300	5/5/91	5	Virginia	D4a '14	3	3	0	0
97	Michael Pierce	DT	6-0	340	11/6/92	3	Samford	FA '16	16	13	0	0
98	Brandon Williams	DT	6-1	336	2/21/89	6	Missouri Southern St.	D3 '13	12	12	0	4
99	Matthew Judon	OLB	6-3	261	8/15/92	3	Grand Valley State	D5 '16	16	12	0	0





*C.J. MOSLEY*



*SAM KOCH*



# 2017 STATISTICS

## RESULTS AND ATTENDANCE

### WON 9, LOST 7

09/10	W	20-0	at Cincinnati	55,254
09/17	W	24-10	Cleveland	70,605
09/24	L	7-44	at Jacksonville (London)	84,592
10/01	L	9-26	Pittsburgh	71,126
10/08	W	30-17	at Oakland	54,980
10/15	L	24-27 OT	Chicago	70,616
10/22	L	16-24	at Minnesota	66,751
10/26	W	40-0	Miami	70,408
11/05	L	20-23	at Tennessee	67,322
11/19	W	23-0	at Green Bay	77,945
11/27	W	23-16	Houston	70,357
12/03	W	44-20	Detroit	70,500
12/10	L	38-39	at Pittsburgh	60,069
12/17	W	27-10	at Cleveland	56,434
12/23	W	23-16	Indianapolis	70,590
12/31	L	27-31	Cincinnati	70,507

## TEAM STATISTICS

### TOTAL FIRST DOWNS

Rushing	111	87
Passing	168	179
Penalty	32	30
3rd Down: Made/Att	76/223	82/222
3rd Down Pct.	34.1	36.9
4th Down: Made/Att	10/16	6/16
4th Down Pct.	62.5	37.5

### POSSESSION AVG.

<b>RAVENS</b>	<b>30:38</b>	<b>29:22</b>
---------------	--------------	--------------

### TOTAL NET YARDS

<b>RAVENS</b>	<b>4886</b>	<b>5201</b>
---------------	-------------	-------------

Avg. Per Game	305.4	325.1
Total Plays	1054	1045
Avg. Per Play	4.6	5.0

### NET YARDS RUSHING

<b>RAVENS</b>	<b>1856</b>	<b>1780</b>
---------------	-------------	-------------

Avg. Per Game	116.0	111.3
Total Rushes	460	435

### NET YARDS PASSING

<b>RAVENS</b>	<b>3030</b>	<b>3421</b>
---------------	-------------	-------------

Avg. Per Game	189.4	213.8
Sacked/Yards Lost	27/205	41/280
Gross Yards	3235	3701
Att./Completions	567/363	569/333
Completion Pct.	64.0	58.5
Had Intercepted	13	22

<b>PUNTS/AVERAGE</b>	<b>85/44.3</b>	<b>77/44.6</b>
----------------------	----------------	----------------

<b>NET PUNTING AVG.</b>	<b>85/40.3</b>	<b>77/40.2</b>
-------------------------	----------------	----------------

<b>PENALTIES/YARDS</b>	<b>91/749</b>	<b>96/807</b>
------------------------	---------------	---------------

<b>FUMBLES/BALL LOST</b>	<b>19/4</b>	<b>22/12</b>
--------------------------	-------------	--------------

<b>TOUCHDOWNS</b>	<b>42</b>	<b>32</b>
-------------------	-----------	-----------

Rushing	14	12
Passing	20	18
Returns	8	2

<b>SCORE BY PERIODS</b>	<b>1</b>	<b>2</b>	<b>3</b>	<b>4</b>	<b>OT</b>	<b>PTS</b>
-------------------------	----------	----------	----------	----------	-----------	------------

<b>RAVENS</b>	<b>46</b>	<b>148</b>	<b>66</b>	<b>135</b>	<b>0</b>	<b>395</b>
---------------	-----------	------------	-----------	------------	----------	------------

<b>Opponents</b>	<b>50</b>	<b>108</b>	<b>69</b>	<b>73</b>	<b>3</b>	<b>303</b>
------------------	-----------	------------	-----------	-----------	----------	------------

## SCORING

<b>TD</b>	<b>RU</b>	<b>PA</b>	<b>RT</b>	<b>K/PAT</b>	<b>FG</b>	<b>S</b>	<b>PTS</b>
-----------	-----------	-----------	-----------	--------------	-----------	----------	------------

Tucker	0	0	0	39/39	34/37	0	141
Allen	6	4	2	0	0	0	36
Collins	6	6	0	0	0	0	36
Moore	4	0	3	1	0	0	24
Wallace	4	0	4	0	0	0	24
Watson	4	0	4	0	0	0	24
Maclin	3	0	3	0	0	0	18
Campanaro	2	0	1	1	0	0	12
Ricard	2	0	2	0	0	0	12
J. Smith	2	0	0	2	0	0	12
West	2	2	0	0	0	0	12
Flacco	1	1	0	0	0	0	6
Mayle	1	1	0	0	0	0	6
Mosley	1	0	0	1	0	0	6
Rainey	1	0	0	1	0	0	6
Weddle	1	0	0	1	0	0	6
B. Williams	1	0	0	1	0	0	6
M. Williams	1	0	1	0	0	0	6
Boyle	0	0	0	0	0	0	2
<b>RAVENS</b>	<b>42</b>	<b>14</b>	<b>20</b>	<b>8</b>	<b>39/39</b>	<b>34/37</b>	<b>0</b>
<b>Opponents</b>	<b>32</b>	<b>12</b>	<b>18</b>	<b>2</b>	<b>27/30</b>	<b>28/33</b>	<b>0</b>

<b>RAVENS</b>	<b>42</b>	<b>14</b>	<b>20</b>	<b>8</b>	<b>39/39</b>	<b>34/37</b>	<b>0</b>
---------------	-----------	-----------	-----------	----------	--------------	--------------	----------

<b>Opponents</b>	<b>32</b>	<b>12</b>	<b>18</b>	<b>2</b>	<b>27/30</b>	<b>28/33</b>	<b>0</b>
------------------	-----------	-----------	-----------	----------	--------------	--------------	----------

## 2-PT. CONVERSIONS: Boyle, RAVENS 1-3, Opponents 0-2

## FUM/LOST: Flacco 6/0, Campanaro 4/0, Collins 4/2, Jensen 1/0, Mallett 1/0, Watson 1/0, West 1/1, M. Williams 1/1

## SACKS: Suggs 11, Judon 8, Henry 3.5, Z. Smith 3.5, Bowser 3, Levine 3, Jefferson 2.5, Webb 2, Mosley 1, Onwuasor 1, Pierce 1, Weddle 1, Davis 0.5, RAVENS 41, Opponents 27

## PASSING

<b>ATT</b>	<b>COMP</b>	<b>YARDS</b>	<b>COMP%</b>	<b>YDS/ATT</b>	<b>TD</b>	<b>TD%</b>	<b>INT</b>	<b>INT%</b>	<b>LG</b>	<b>SACK/LOST</b>	<b>RATING</b>
------------	-------------	--------------	--------------	----------------	-----------	------------	------------	-------------	-----------	------------------	---------------

Flacco	549	352	3141	64.1	5.72	18	3.3	13	2.4	66	27/205	80.4
Mallett	16	9	56	56.3	3.50	2	12.5	0	0.0	12	0/0	103.1
Koch	2	2	38	100.0	19.00	0	0.0	0	0.0	22	0/0	118.8
<b>RAVENS</b>	<b>567</b>	<b>363</b>	<b>3235</b>	<b>64.0</b>	<b>5.71</b>	<b>20</b>	<b>3.5</b>	<b>13</b>	<b>2.3</b>	<b>66</b>	<b>27/205</b>	<b>81.4</b>
<b>Opponents</b>	<b>569</b>	<b>333</b>	<b>3701</b>	<b>58.5</b>	<b>6.50</b>	<b>18</b>	<b>3.2</b>	<b>22</b>	<b>3.9</b>	<b>57</b>	<b>41/280</b>	<b>72.4</b>

Flacco	549	352	3141	64.1	5.72	18	3.3	13	2.4	66	27/205	80.4
--------	-----	-----	------	------	------	----	-----	----	-----	----	--------	------

Mallett	16	9	56	56.3	3.50	2	12.5	0	0.0	12	0/0	103.1
---------	----	---	----	------	------	---	------	---	-----	----	-----	-------

Koch	2	2	38	100.0	19.00	0	0.0	0	0.0	22	0/0	118.8
------	---	---	----	-------	-------	---	-----	---	-----	----	-----	-------

<b>RAVENS</b>	<b>567</b>	<b>363</b>	<b>3235</b>	<b>64.0</b>	<b>5.71</b>	<b>20</b>	<b>3.5</b>	<b>13</b>	<b>2.3</b>	<b>66</b>	<b>27/205</b>	<b>81.4</b>
---------------	------------	------------	-------------	-------------	-------------	-----------	------------	-----------	------------	-----------	---------------	-------------

<b>Opponents</b>	<b>569</b>	<b>333</b>	<b>3701</b>	<b>58.5</b>	<b>6.50</b>	<b>18</b>	<b>3.2</b>	<b>22</b>	<b>3.9</b>	<b>57</b>	<b>41/280</b>	<b>72.4</b>
------------------	------------	------------	-------------	-------------	-------------	-----------	------------	-----------	------------	-----------	---------------	-------------

## RUSHING

<b>NO</b>	<b>YDS</b>	<b>AVG</b>	<b>LG</b>	<b>TD</b>
-----------	------------	------------	-----------	-----------

Collins	212	973	4.6	50
Allen	153	591	3.9	37
West	39	138	3.5	13
Woodhead	14	56	4.0	10
Flacco	25	54	2.2	25
Campanaro	5	42	8.4	19
M. Williams	2	6	3.0	4
Wallace	1	4	4.0	4
Mayle	2	2	1.0	2t
Rainey	1	2	2.0	2
Mallett	4	-3	-0.8	0
Moore	2	-9	-4.5	0
<b>RAVENS</b>	<b>460</b>	<b>1856</b>	<b>4.0</b>	<b>50</b>
<b>Opponents</b>	<b>435</b>	<b>1780</b>	<b>4.1</b>	<b>59</b>

<b>RECEIVING</b>	<b>NO</b>	<b>YDS</b>	<b>AVG</b>	<b>LG</b>	<b>TD</b>
------------------	-----------	------------	------------	-----------	-----------

Watson	61	522	8.6	33t	4
Wallace	52	748	14.4	66	4
Allen	46	250	5.4	20	2
Maclin	40	440	11.0	48t	3
Woodhead	33	200	6.1	22	0
Boyle	28	203	7.3	16	0
Collins	23	187	8.1	37	0
Campanaro	19	173	9.1	18	1
Moore	18	248	13.8	30t	3
M. Williams	15	86	5.7	17	1
Perriman	10	77	7.7	14	0
Rainey	5	18	3.6	12	0
Whalen	4	23	5.8	9	0
Ricard	4	12	3.0	6t	2
Matthews	3	25	8.3	12	0
West	2	23	11.5	15	0
<b>RAVENS</b>	<b>363</b>	<b>3235</b>	<b>8.9</b>	<b>66</b>	<b>20</b>
<b>Opponents</b>	<b>333</b>	<b>3701</b>	<b>11.1</b>	<b>57</b>	<b>18</b>

<b>INTERCEPTIONS</b>	<b>NO</b>	<b>YDS</b>	<b>AVG</b>	<b>LG</b>	<b>TD</b>
----------------------	-----------	------------	------------	-----------	-----------

Weddle	6	85	14.2	45t	1
Carr	4	57	14.3	33	0
J. Smith	3	58	19.3	50t	1
Mosley	2	94	47.0	63t	1
Humphrey	2	33	16.5	18	0
Webb	2	10	5.0	10	0
Bowser	1	27	27.0	27	0
Jefferson	1	13	13.0	13	0
Levine Sr.	1	8	8.0	8	0
<b>RAVENS</b>	<b>22</b>	<b>385</b>	<b>17.5</b>	<b>63t</b>	<b>3</b>
<b>Opponents</b>	<b>13</b>	<b>340</b>	<b>26.2</b>	<b>90t</b>	<b>2</b>

<b>PUNTING</b>	<b>NO</b>	<b>YDS</b>	<b>AVG</b>	<b>NET</b>	<b>TB</b>	<b>IN</b>	<b>LG</b>	<b>BLK</b>
----------------	-----------	------------	------------	------------	-----------	-----------	-----------	------------

Koch	84	3765	44.8	40.3	3	40	67	1
<b>RAVENS</b>	<b>85</b>	<b>3765</b>	<b>44.3</b>	<b>40.3</b>	<b>3</b>	<b>40</b>	<b>67</b>	<b>1</b>
<b>Opponents</b>	<b>77</b>	<b>3438</b>	<b>44.6</b>	<b>40.2</b>	<b>1</b>	<b>12</b>	<b>67</b>	<b>0</b>

<b>PUNT RETURNS</b>	<b>RET</b>	<b>FC</b>	<b>YDS</b>	<b>AVG</b>	<b>LG</b>	<b>TD</b>
---------------------	------------	-----------	------------	------------	-----------	-----------

Campanaro	27	18	291	10.8	77t	1
Rainey	2	0	22	11.0	13	0
Webb	2	8	7	3.5	7	0
Whalen	1	1	2	2.0	2	0
<b>RAVENS</b>	<b>32</b>	<b>27</b>	<b>322</b>	<b>10.1</b>	<b>77t</b>	<b>1</b>
<b>Opponents</b>	<b>34</b>	<b>18</b>	<b>277</b>	<b>8.1</b>	<b>46</b>	<b>0</b>

<b>KICKOFF RETURNS</b>	<b>NO</b>	<b>YDS</b>	<b>AVG</b>	<b>LG</b>	<b>TD</b>
------------------------	-----------	------------	------------	-----------	-----------

Moore	13	346	26.6	87	0
Rainey	11	338	30.7	96t	1
Campanaro	6	159	26.5	40	0
Collins	2	50	25.0	27	0
Mayle	2	43	21.5	29	0
<b>RAVENS</b>	<b>34</b>	<b>936</b>	<b>27.5</b>	<b>96t</b>	<b>1</b>
<b>Opponents</b>	<b>33</b>	<b>615</b>	<b>18.6</b>	<b>37</b>	<b>0</b>

<b>FIELD GOALS</b>	<b>1-19</b>	<b>20-29</b>	<b>30-39</b>
--------------------	-------------	--------------	--------------



# 2017 STATISTICS

## DEFENSIVE STATISTICS

PLAYER	TT	SOLO	AS	SACKS	YDS		RET.		PD	FF	FR
					LOST	INT	YDS	TD			
Mosley, C.J.	132	96	36	1	13	2	94	7	3	3	
Onwuasor, Patrick	88	65	23	1	1	0	0	2	1	1	
Jefferson, Tony	79	56	23	2.5	13.5	1	13	2	1	0	
Weddle, Eric	63	49	14	1	7	6	85	8	2	1	
Judon, Matthew	58	50	8	8	70	0	0	3	2	1	
Carr, Brandon	56	50	6	0	0	4	57	12	0	0	
Pierce, Michael	49	32	17	1	5	0	0	0	0	2	
Suggs, Terrell	49	37	12	11	71.5	0	0	4	4	0	
Webb, Lardarius	37	35	2	2	13	2	10	4	1	0	
Humphrey, Marlon	34	30	4	0	0	2	33	11	0	0	
Henry, Willie	32	23	9	3.5	23	0	0	5	0	1	
Williams, Brandon	30	18	12	0	0	0	0	2	0	1	
Smith, Jimmy	28	26	2	0	0	3	58	9	0	1	
Canady, Maurice	24	19	5	0	0	0	0	1	0	0	
Smith, Za'Darius	24	15	9	3.5	22	0	0	1	1	0	
Levine Sr., Anthony	20	18	2	3	21	1	8	3	0	1	
Davis, Carl	19	12	7	0.5	7	0	0	1	0	0	
Bowser, Tyus	9	7	2	3	13	1	27	3	0	0	
Correa, Kamalei	8	6	2	0	0	0	0	1	0	0	
Williams, Tim	6	5	1	0	0	0	0	0	0	0	
Clark, Chuck	5	5	0	0	0	0	0	2	0	0	
Ricard, Patrick	5	3	2	0	0	0	0	0	0	0	
Wormley, Chris	5	5	0	0	0	0	0	0	0	0	
Kaufusi, Bronson	4	1	3	0	0	0	0	0	0	0	
Urban, Brent	4	3	1	0	0	0	0	1	0	0	
Hill, Jaylen	1	1	0	0	0	0	0	1	0	0	
<b>Totals</b>	<b>869</b>	<b>667</b>	<b>202</b>	<b>41</b>	<b>280</b>	<b>22</b>	<b>385</b>	<b>83</b>	<b>15</b>	<b>12</b>	

## SPECIAL TEAMS STATISTICS

PLAYER	TT	SOLO	AS	FF	FR	BK
Levine Sr., Anthony	9	5	4	0	0	0
Allen, Javorius	8	7	1	0	0	0
Clark, Chuck	8	7	1	0	0	0
Mayle, Vince	8	8	0	0	0	0
Correa, Kamalei	7	4	3	0	0	0
Johnson, Steven	5	4	1	0	0	0
Matthews, Chris	4	4	0	0	0	0
Canady, Maurice	3	3	0	0	0	0
Judon, Matthew	3	1	2	0	0	0
Tucker, Justin	3	3	0	0	0	0
Bowser, Tyus	2	2	0	0	0	0
Freeny, Jonathan	2	2	0	0	0	0
Hill, Jaylen	2	1	1	0	0	0
Onwuasor, Patrick	2	2	0	0	0	0
Webb, Lardarius	2	2	0	0	0	0
Cox, Morgan	1	1	0	0	0	0
Henry, Willie	1	1	0	0	0	0
Jean-Baptiste, Stanley	1	1	0	0	0	0
Kaufusi, Bronson	1	1	0	0	0	0
McRae, Tony	1	1	0	0	0	0
Moore, Chris	1	1	0	0	0	0
Jefferson, Tony	0	0	0	0	0	1
<b>Totals</b>	<b>74</b>	<b>61</b>	<b>13</b>	<b>0</b>	<b>0</b>	<b>1</b>

Defense and special teams statistics reflect press box stats.

## RAVENS COACHES

**John Harbaugh**, Head Coach; **Jerry Rosburg**, Special Teams Coordinator/Associate Head Coach; **Marty Mornhinweg**, Offensive Coordinator; **Dean Pees**, Defensive Coordinator; **Richard Angulo**, Assistant Offensive Line; **Juney Barnett**, Strength & Conditioning; **Andy Bischoff**, Offensive Assistant; **Randy Brown**, Kicking Consultant; **Scott Cohen**, Opponent Analyst; **Joe Cullen**, Defensive Line; **Joe D'Alessandris**, Offensive Line; **Bobby Engram**, Wide Receivers; **Thomas Hammock**, Running Backs; **Chris Hewitt**, Secondary; **Chris Horton**, Assistant Special Teams; **Sterling Lucas**, Admin. Assistant-Defense; **Mike Macdonald**, Defensive Backs; **Don Martindale**, Linebackers; **Megan McLaughlin**, Football Information Manager; **Jesse Minter**, Admin. Assistant-Defense; **Dan Parsons**, Assistant to the Head Coach; **Greg Roman**, Senior Offensive Assistant/Tight Ends; **Eugene Shen**, Director of Coaching Analytics; **Steve Saunders**, Director of Performance; **Ron Shrift**, Admin. Assistant-Performance; **Travis Switzer**, Admin. Assistant-Performance; **Craig Ver Steeg**, Offensive Assistant/Quarterbacks; **Matt Weiss**, Offensive Assistant; **Drew Wilkins**, Asst. Defensive Line

## 2017 USUAL STARTING LINEUPS

<b>WR</b>	<b>LT</b>	<b>LG</b>	<b>C</b>	<b>RG</b>	<b>RT</b>	<b>TE</b>	<b>WR</b>	<b>QB</b>	<b>RB</b>	<b>OTHER</b>
J. Maclin	R. Stanley	J. Hurst	R. Jensen	M. Skura	A. Howard	B. Watson	M. Wallace	J. Flacco	A. Collins	M. Williams (TE)
<b>DT</b>	<b>DE</b>	<b>NT</b>	<b>SAM</b>	<b>MIKE</b>	<b>WILL</b>	<b>RUSH</b>	<b>RCB</b>	<b>LCB</b>	<b>SS</b>	<b>FS</b>
B. Williams	C. Davis	M. Pierce	M. Judon	C. Mosley	P. Onwuasor	T. Suggs	J. Smith	B. Carr	T. Jefferson	E. Weddle

## RAVENS HONOR ROLL

### AP All-Pro:

ILB C.J. Mosley (2nd Team)  
K Justin Tucker (2nd Team)

### PFWA Awards:

WR/RS Michael Campanaro (All-AFC, punt returner), G/T Jermaine Eluemunor (All-Rookie Team), LB C.J. Mosley (All-AFC), K Justin Tucker (All-AFC), S Eric Weddle (All-AFC)

### Pro Bowl:

ILB C.J. Mosley, OLB Terrell Suggs, S Eric Weddle

### AFC Players of the Week:

P Sam Koch (Week 12 & 15) - Special Teams  
OLB Matthew Judon (Week 11) - Defense

### AFC Player of the Month:

K Justin Tucker (November) - Special Teams

### NFL Walter Payton Man of the Year Finalist:

TE Benjamin Watson

### Bart Starr NFL Award Winner:

TE Benjamin Watson

### Pepsi Rookie of the Week:

OLB Tyus Bowser (Week 2)

### Team MVP (Baltimore Media):

OLB Terrell Suggs

### Media Good Guy (Baltimore Media):

S Eric Weddle

### Ed Block Courage Award:

TE Benjamin Watson

### Ravens Roost Unsung Hero:

OLB Matthew Judon

### Ravens Roost Extra Effort:

GM Ozzie Newsome

## SEASON TRENDS

	Record		Record
Record .....	9-7	Positive or Even Turnover Ratio .....	9-2
vs. AFC North .....	3-3	Negative Turnover Ratio .....	0-5
vs. AFC .....	7-5	Winning Penalty Ratio .....	5-4
vs. NFC .....	2-2	Losing Penalty Ratio .....	4-3
Home .....	5-3	Overtime .....	0-1
Away .....	4-4	With a 100-Yard Rusher .....	1-1
On Grass .....	8-6	Without a 100-Yard Rusher .....	8-6
Artificial Turf .....	1-1	With a 100-Yard Receiver .....	2-0
Outdoors .....	9-6	Without a 100-Yard Receiver .....	7-7
Indoors .....	0-1	With a 300-Yard Passer .....	0-0
Leading at Halftime .....	9-0	Without a 300-Yard Passer .....	9-7
Trailing at Halftime .....	0-7	When Allowing a 100-Yard Rusher .....	0-3
Tied at Halftime .....	0-0	When Not Allowing a 100-Yard Rusher .....	9-4
Tied After 3 Quarters .....	0-0	When Allowing a 100-Yard Receiver .....	3-1
Leading After 3 Quarters .....	9-1	When Not Allowing a 100-Yard Receiver .....	6-6
Trailing After 3 Quarters .....	0-6	When Allowing a 300-Yard Passer .....	0-1
Decided by 7 Points or Less .....	2-4	When Not Allowing a 300-Yard Passer .....	9-6
Decided by 3 Points or Less .....	0-3	When Recording 3 or More Sacks .....	6-3
When Scoring First .....	8-1	When Holding an Opponent Under 250 Net Yards .....	3-0
When Not Scoring First .....	1-6	When Holding an Opponent Under 21 Points .....	9-0
		When Holding an Opponent Under 15 Points .....	5-0

# 2017 PRESEASON STATISTICS

## RESULTS AND ATTENDANCE

### WON 4 LOST 0

08/10	W	23-10	Washington	70,469
08/17	W	31-7	at Miami	64,464
08/26	W	13-9	Buffalo	70,229
08/31	W	14-13	at New Orleans	73,097

## TEAM STATISTICS

### TOTAL FIRST DOWNS

	RAVENS	OPPONENT
Rushing	27	15
Passing	32	28
Penalty	6	11
3rd Down: Made/Att	25/65	16/60
3rd Down Pct.	38.5	26.7
4th Down: Made/Att	3/7	2/4
4th Down Pct.	42.9	50.0

### POSSESSION AVG.

RAVENS	33:56	26:04
--------	-------	-------

### TOTAL NET YARDS

RAVENS	1084	825
--------	------	-----

### NET YARDS RUSHING

RAVENS	468	267
--------	-----	-----

### NET YARDS PASSING

RAVENS	616	558
--------	-----	-----

### PUNTS/AVERAGE

RAVENS	24/46.2	34/43.3
--------	---------	---------

### NET PUNTING AVG.

RAVENS	24/42.8	34/37.3
--------	---------	---------

### PENALTIES/YARDS

RAVENS	38/324	34/287
--------	--------	--------

### FUMBLES/BALL LOST

RAVENS	8/2	11/3
--------	-----	------

### TOUCHDOWNS

RAVENS	8	3
--------	---	---

### SCORE BY PERIODS

	1	2	3	4	OT	PTS
RAVENS	17	26	22	16	0	81
Opponents	0	21	6	5	0	32

### SCORING

	TD	RU	PA	RT	K/PAT	FG	S	PTS
Tucker	0	0	0	0	4/4	7/7	0	25
Woodrum	2	2	0	0			0	12
Donnell	1	0	1	0			0	8
K. Allen	0	0	0	0	3/3	1/2	0	6
Mizzell	1	0	1	0			0	6
Moore	1	0	1	0			0	6
Rainey	1	1	0	0			0	6
West	1	1	0	0			0	6
White	1	0	1	0			0	6
RAVENS	8	4	4	0	7/7	8/9	0	81
Opponents	3	2	1	0	3/3	3/5	1	32

### 2-PT. CONVERSIONS:

Donnell, RAVENS 1-1, Opponents 0-0

### SACKS:

Clark 1, Foster 1, Judon 1, Kaufusi 1, Levine Sr. 1, Urban 1, T. Williams 1, (group) 1

### RAVENS 8, Opponents 6

### FUM/LOST:

T. Lewis 2/1, Woodrum 2/0, Mizzell 1/0, Reynolds 1/1, Wallace 1/0, West 1/0

## RUSHING

	NO	YDS	AVG	LG	TD
Mizzell	40	126	3.2	16	0
J. Allen	30	86	2.9	14	0
Rainey	17	75	4.4	23	1
Woodrum	16	42	2.6	14t	2
West	16	38	2.4	18	1
T. Lewis	6	35	5.8	15	0
Taliaferro	15	31	2.1	9	0
Campanaro	1	11	11.0	11	0
Ortiz	3	8	2.7	3	0
White	1	8	8.0	8	0
Mallett	1	5	5.0	5	0
Maclin	1	4	4.0	4	0
Moore	1	4	4.0	4	0
Woodhead	1	2	2.0	2	0
Koch	1	-7	-7.0	-7	0

## RAVENS

RAVENS	150	468	3.1	23	4
--------	-----	-----	-----	----	---

## Opponents

Opponents	87	267	3.1	16	2
-----------	----	-----	-----	----	---

## RECEIVING

	NO	YDS	AVG	LG	TD
Mizzell	12	90	7.5	18	1
Campanaro	7	70	10.0	18	0
J. Allen	7	30	4.3	11	0
Moore	5	35	7.0	11	1
Matthews	4	81	20.3	37	0
Whalen	4	32	8.0	10	0
Ortiz	4	21	5.3	8	0
M. Williams	3	51	17.0	40	0
Wallace	3	40	13.3	19	0
Adeboyejo	3	31	10.3	14	0
Donnell	3	4	1.3	2	1
Board	2	56	28.0	36	0
Rainey	2	24	12.0	13	0
Mayle	2	19	9.5	17	0
West	2	12	6.0	6	0
White	1	33	33.0	33t	1
Watson	1	11	11.0	11	0
Boyle	1	10	10.0	10	0
Malleck	1	10	10.0	10	0
Maclin	1	5	5.0	5	0

## RAVENS

RAVENS	68	665	9.8	40	4
--------	----	-----	-----	----	---

## Opponents

Opponents	68	602	8.9	31	1
-----------	----	-----	-----	----	---

## INTERCEPTIONS

	NO	YDS	AVG	LG	TD
Hill	2	12	6.0	12	0
Davis	1	10	10.0	10	0
RAVENS	3	22	7.3	12	0
Opponents	2	0	0.0	0	0

## PUNTING

	NO	YDS	AVG	NET	TB	IN	LG	BLK
K. Allen	13	593	45.6	40.5	0	5	62	0
Koch	11	516	46.9	45.5	0	9	61	0
RAVENS	24	1109	46.2	42.8	0	14	62	0
Opponents	34	1471	43.3	37.3	3	10	59	1

## PUNT RETURNS

	RET	FC	YDS	AVG	LG	TD
Campanaro	5	2	47	9.4	17	0
Reynolds	4	3	60	15.0	46	0
Whalen	3	0	17	5.7	7	0
Rainey	1	2	9	9.0	9	0
White	1	2	9	9.0	9	0
RAVENS	14	9	142	10.1	46	0
Opponents	12	7	83	6.9	17	0

## KICKOFF RETURNS

	NO	YDS	AVG	LG	TD
Mizzell	2	45	22.5	28	0
White	2	20	10.0	10	0
Moore	1	13	13.0	13	0
Z. Smith	1	0	0.0	0	0
Whalen	1	36	36.0	36	0
RAVENS	7	114	16.3	36	0
Opponents	16	290	18.1	33	0

## FIELD GOALS

	1-19	20-29	30-39	40-49	50+
Tucker	0/0	2/2	1/1	2/2	2/2
K. Allen	0/0	0/0	0/0	1/1	0/1
RAVENS	0/0	2/2	1/1	3/3	2/3
Opponents	0/0	1/1	0/0	2/3	0/1

Tucker: (37G, 59G, 21G)(52G, 27G, 41G)(40G)()

K. Allen: ()(40G)(52N)

Opponents: (49G)()(49B, 28G, 48G, 59N)

## PASSING

	ATT	COMP	YARDS	COMP%	YDS/ATT	TD	TD%	INT	INT%	LG	SACK/LOST	RATING
Mallett	58	31	248	53.4	4.28	2	3.4	2	3.4	19	1/0	61.6
Woodrum	36	25	321	69.4	8.92	2	5.6	0	0.0	40	0/0	115.6
T. Lewis	16	11	86	68.8	5.38	0	0.0	0	0.0	18	2/31	81.8
Vaughan	1	1	10	100.0	10.00	0	0.0	0	0.0	10	3/18	108.3
RAVENS	111	68	665	61.3	5.99	4	3.6	2	1.8	40	6/49	82.6
Opponents	146	68	602	46.6	4.12	1	0.7	3	2.1	31	8/44	51.8

# 2017 PRESEASON STATISTICS

## DEFENSIVE STATISTICS

PLAYER	TT	SOLO	AS	SACKS	YDS LOST	INT	RET. YDS	PD	FF	FR
Clark, Chuck	13	8	5	1	1	0	0	0	0	0
Bowser, Tyus	11	10	1	0	0	0	0	0	0	0
Bradley, Bam	11	7	4	0	0	0	0	2	0	0
Payne, Donald	11	8	3	0	0	0	0	0	0	0
Onwuasor, Patrick	9	7	2	0	0	0	0	1	1	2
Hill, Jaylen	8	8	0	0	0	2	12	5	0	0
Foster, Otha	7	7	0	1	9	0	0	0	0	0
Henry, Willie	7	5	2	0	0	0	0	1	0	0
Urban, Brent	7	6	1	1	0	0	0	0	2	0
Judon, Matthew	6	6	0	1	6	0	0	2	0	0
Kaufusi, Bronson	6	6	0	1	6	0	0	1	0	0
Pierce, Michael	5	4	1	0	0	0	0	0	0	0
Ricard, Patrick	5	3	2	0	0	0	0	0	0	0
Wade, Trevin	5	4	1	0	0	0	0	3	0	0
Williams, Brandon	5	4	1	0	0	0	0	1	0	0
Williams, Tim	5	5	0	1	7	0	0	2	0	0
Daniel, Robertson	4	4	0	0	0	0	0	0	0	0
Humphrey, Marlon	4	4	0	0	0	0	0	1	1	0
Lokombo, Boseko	4	2	2	0	0	0	0	1	0	0
Porter, Reggie	4	4	0	0	0	0	0	3	0	0
Wormley, Chris	4	2	2	0	0	0	0	0	0	0
Beyer, Brennen	3	3	0	0	0	0	0	0	0	0
Carr, Brandon	3	3	0	0	0	0	0	1	0	0
Correa, Kamalei	3	3	0	0	0	0	0	0	0	0
Davis, Carl	3	1	2	0	0	1	10	3	0	0
Mosley, C.J.	3	2	1	0	0	0	0	1	0	0
Smith, Za'Darius	3	3	0	0	0	0	0	0	0	0
Webb, Lardarius	3	3	0	0	0	0	0	0	0	0
Levine Sr., Anthony	2	2	0	1	8	0	0	0	0	0
Weddle, Eric	2	2	0	0	0	0	0	0	0	0
Allen, Randy	1	1	0	0	0	0	0	0	0	0
Boykin, Brandon	1	1	0	0	0	0	0	0	0	0
Jefferson, Tony	1	1	0	0	0	0	0	0	0	0
McClellan, Albert	1	1	0	0	0	0	0	0	0	0
Price, Sheldon	2	0	2	0	0	0	0	0	0	0
Smith, Jimmy	1	1	0	0	0	0	0	1	0	0
Suggs, Terrell	1	1	0	0	0	0	0	2	0	0
Team Sack	1	1	0	1	7	0	0	0	0	0
<b>Totals</b>	<b>174</b>	<b>143</b>	<b>32</b>	<b>8</b>	<b>44</b>	<b>3</b>	<b>22</b>	<b>31</b>	<b>4</b>	<b>2</b>

## SPECIAL TEAMS STATISTICS

PLAYER	TT	SOLO	AS	FF	FR	BK
Bradley, Bam	6	6	0	0	0	0
Payne, Donald	4	4	0	1	0	0
Onwuasor, Patrick	3	3	0	0	0	0
Correa, Kamalei	2	2	0	0	0	0
Porter, Reggie	2	2	0	0	0	0
Allen, Buck	1	1	0	0	0	0
Allen, Randy	1	1	0	0	0	0
Board, C.J.	1	1	0	0	0	0
Clark, Chuck	1	1	0	0	0	0
Daniel, Robertson	1	1	0	0	0	0
Foster, Otha	1	1	0	0	0	0
Hill, Jaylen	1	1	0	0	0	0
Judon, Matthew	1	1	0	0	0	0
Lokombo, Boseko	1	1	0	0	0	0
Mayle, Vince	1	1	0	0	0	0
Moore, Chris	1	1	0	0	0	0
Reynolds, Keenan	1	1	0	0	1	0
Tucker, Justin	1	1	0	0	1	0
Matthews, Chris	0	0	0	0	0	1
Ricard, Patrick	0	0	0	0	0	1
<b>Totals</b>	<b>30</b>	<b>30</b>	<b>0</b>	<b>1</b>	<b>2</b>	<b>2</b>

Defensive and special teams statistics reflect press box stats.



## ALL-TIME RAVENS INTERCEPTIONS RETURNED FOR TOUCHDOWNS (INT-TDs)

<b>2017</b>										
10/26/17	LB C.J. Mosley	63 yds vs. Mia.								
10/26/17	CB Jimmy Smith	50 yds vs. Mia.								
12/03/17	S Eric Weddle	45 yds vs. Det.								
<b>2015</b>										
9/13/15	CB Jimmy Smith	24 yds @ Den.								
<b>2014</b>										
11/24/14	S Will Hill	44 yds @ NO								
<b>2013</b>										
09/22/13	LB Daryl Smith	37 yds vs. Hou.								
<b>2012</b>										
09/27/12	CB Cary Williams	63 yds vs. Cle.								
09/10/12	S Ed Reed	34 yds vs. Cin.								
<b>2012 postseason</b>										
01/12/13	CB Corey Graham	39 yds @ Den.								
<b>2011</b>										
10/02/11	CB Lardarius Webb	73 yds vs. NYJ								
<b>2010</b>										
12/13/10	CB Josh Wilson	12 yds @ Hou.								
11/21/10	S Dawan Landry	23 yds** @ Car.								
11/21/10	LB Ray Lewis	24 yds @ Car.								
<b>2009</b>										
11/16/09	S Dawan Landry	48 yds @ Cle.								
10/11/09	S Ed Reed	52 yds vs. Cin.								
<b>2008</b>										
11/30/08	S Jim Leonhard	35 yds @ Cin.								
11/23/08	S Ed Reed	107 yds vs. Phi.								
<b>2008 (continued)</b>										
11/02/08	OLB Terrell Suggs	42 yds @ Cle.								
10/19/08	OLB Terrell Suggs	44 yds @ Mia.								
09/21/08	S Ed Reed	32 yds @ Cle.								
<b>2008 postseason</b>										
01/04/09	S Ed Reed	64 yds @ Mia.								
<b>2007</b>										
11/18/07	LB Ray Lewis	35 yds vs. Cle.								
<b>2006</b>										
12/31/06	CB Chris McAlister	31 yds vs. Buf.								
11/05/06	S Ed Reed	25 yds* vs. Cin.								
10/29/06	S Dawan Landry	12 yds @ NO								
10/29/06	CB Ronnie Prude	12 yds @ NO								
09/10/06	CB Chris McAlister	60 yds @ TB								
<b>2005</b>										
12/04/05	LB Adalius Thomas	20 yds vs. Hou.								
<b>2004</b>										
01/02/05	DE Jarret Johnson	6 yds vs. Mia.								
11/21/04	S Chad Williams	44 yds vs. Dal.								
11/07/04	S Ed Reed	106 yds vs. Cle.								
10/24/04	CB Deion Sanders	48 yds vs. Buf.								
09/19/04	CB Chris McAlister	51 yds vs. Pit.								
<b>2003</b>										
12/21/03	S Chad Williams	52 yds @ Cle.								
11/30/03	LB Ray Lewis	29 yds vs. SF								
10/12/03	CB Chris McAlister	83 yds vs. Ari.								
09/14/03	S Ed Reed	54 yds vs. Cle.								
<b>2003 postseason</b>										
01/03/04	S Will Demps	56 yds vs. Ten.								
<b>2002</b>										
12/01/02	S Chad Williams	98 yds @ Cin.								
11/10/02	OLB Adalius Thomas	25 yds vs. Cin.								
<b>2001</b>										
12/02/01	S Rod Woodson	47 yds vs. Ind.								
<b>2000</b>										
12/24/00	CB Chris McAlister	98 yds vs. NYJ								
<b>2000 postseason</b>										
01/28/01	CB Duane Starks	49 yds vs. NYG								
01/07/01	LB Ray Lewis	50 yds @ Ten.								
<b>1999</b>										
12/19/99	S Corey Harris	24 yds vs. NO								
12/05/99	S Rod Woodson	47 yds vs. Ten.								
11/21/99	CB Duane Starks	43 yds @ Cin.								
11/07/99	S Rod Woodson	66 yds @ Cle.								
<b>1998</b>										
11/08/98	CB Rod Woodson	18 yds vs. Oak.								
09/13/98	CB Rod Woodson	60 yds @ NYJ								
<b>1997</b>										
11/30/97	CB Antonio Langham	40 yds @ Jax.								
<b>1996</b>										
11/24/96	LB Mike Caldwell	45 yds vs. Jax.								

\*lateral from Samari Rolle INT

\*\*lateral from Ed Reed INT



# 2017 PARTICIPATION CHART

PLAYER	9/10 at Cin.	9/17 vs. Cle.	9/24 at Jax.*	10/1 vs. Pit.	10/8 at Oak.	10/15 vs. Chi.	10/22 at Min.	10/26 vs. Mia.	11/5 at Ten.	11/19 at GB	11/27 vs. Hou.	12/3 vs. Det.	12/10 at Pit.	12/17 at Cle.	12/23 vs. Ind.	12/31 vs. Cin.	Games Played	Games Started	Did Not Play	Inactive
Adeboyejo, Quincy	PS	PS	PS	PS	PS	PS	PS	PS	PS	PS	PS	PS	PS	PS	PS	X	1	0	0	0
Allen, Javorius	X	X	X	X	X	X	X	X	X	X	X	X	X	X	X	X	16	0	0	0
Bell, Kenny	NOR	NOR	NOR	NOR	NOR	NOR	NOR	PS	PS	PS	PS	PS	PS	PS	PS	PS	0	0	0	0
Bergstrom, Tony	X	X	INA	INA	INA	X	X	NOR	NOR	NOR	NOR	NOR	NOR	NOR	NOR	NOR	4	0	0	3
Bowanko, Luke	X	X	X	X	X	X	X	X	X	LG	X	X	X	X	X	X	16	1	0	0
Bowser, Tyus	X	X	X	X	X	X	X	X	X	X	X	X	X	X	X	X	16	0	0	0
Boykin, Brandon	IR	IR	IR	IR	IR	IR	IR	IR	IR	IR	IR	IR	IR	IR	IR	IR	0	0	0	0
Boyle, Nick	TE	X	TE	TE	TE	TE	TE	TE	INA	TE	X	TE	X	TE	TE	TE	15	12	0	1
Bradley, Bam	X	X	IR	IR	IR	IR	IR	IR	IR	IR	IR	IR	IR	IR	IR	IR	2	0	0	0
Campanaro, Michael	X	X	X	X	X	X	X	INA	INA	X	INA	X	X	X	X	X	13	0	0	3
Canady, Maurice	IR	IR	IR	IR	IR	IR	IR	IR	X	CB	X	X	X	X	X	X	8	1	0	0
Carr, Brandon	LCB	LCB	LCB	LCB	LCB	LCB	LCB	LCB	LCB	LCB	LCB	LCB	LCB	LCB	LCB	LCB	16	16	0	0
Clark, Chuck	X	X	X	X	X	X	X	X	INA	X	X	X	X	X	X	X	15	0	0	1
Collins, Alex	PS	X	X	RB	X	RB	RB	RB	RB	RB	RB	RB	RB	RB	RB	RB	15	12	0	0
Correa, Kamalei	WLB	WLB	X	WLB	X	X	X	X	X	X	X	X	X	X	X	X	16	3	0	0
Cox, Morgan	X	X	X	X	X	X	X	X	X	X	X	X	X	X	X	X	16	0	0	0
Crockett, John	NOR	NOR	PS	PS	PS	PS	PS	PS	PS	PS	PS	PS	PS	PS	PS	PS	0	0	0	0
Daniel, Robertson	NOR	NOR	NOR	NOR	NOR	NOR	NOR	NOR	NOR	NOR	NOR	NOR	PS	PS	PS	PS	0	0	0	0
Davis, Carl	X	X	X	DT	DT	INA	X	DE	DE	X	DE	DE	DE	DE	DE	X	15	9	0	1
Dixon, Kenneth	IR	IR	IR	IR	IR	IR	IR	IR	IR	IR	IR	IR	IR	IR	IR	IR	0	0	0	0
Donnal, Andrew	NOR	NOR	NOR	NOR	NOR	NOR	NOR	NOR	NOR	DNP	X	X	X	X	X	X	6	0	1	0
Escobar, Gavin	NOR	NOR	NOR	NOR	NOR	NOR	NOR	X	X	NOR	NOR	NOR	NOR	NOR	NOR	NOR	2	0	0	0
Eluemunor, Jermaine	INA	INA	X	X	X	RG	RG	X	X	X	INA	INA	INA	INA	INA	INA	8	2	0	8
Flacco, Joe	QB	QB	QB	QB	QB	QB	QB	QB	QB	QB	QB	QB	QB	QB	QB	QB	16	16	0	0
Freeny, Jonathan	NOR	NOR	NOR	X	X	X	NOR	NOR	NOR	NOR	NOR	NOR	NOR	NOR	NOR	NOR	3	0	0	0
Gillmore, Crockett	IR	IR	IR	IR	IR	IR	IR	IR	IR	IR	IR	IR	IR	IR	IR	IR	0	0	0	0
Grigsby, Nicholas	NOR	NOR	PS	PS	PS	PS	PS	PS	PS	PS	PS	NOR	NOR	NOR	NOR	NOR	0	0	0	0
Henry, Willie	INA	INA	X	X	X	DT	X	X	X	DT	X	X	X	X	X	DE	14	3	0	2
Hill, Jaylen	INA	INA	INA	INA	INA	INA	X	X	X	INA	INA	INA	X	X	X	IR	6	0	0	9
Holmes, Gabe	NOR	NOR	NOR	NOR	PS	PS	PS	NOR	NOR	NOR	NOR	NOR	NOR	NOR	NOR	NOR	0	0	0	0
Howard, Austin	RT	RT	RT	RT	RT	RT	RT	RT	RT	RT	RT	RT	RT	RT	RT	RT	16	16	0	0
Humphrey, Marlon	X	X	X	X	DB	X	X	X	X	X	X	X	RCB	RCB	RCB	RCB	16	5	0	0
Hurst, James	LG	LG	LG	LG	LG	LG	LG	LG	LG	LT	LG	LG	LG	LG	LG	LG	16	16	0	0
Jean-Baptiste, Stanley	NOR	NOR	NOR	NOR	PS	PS	PS	PS	PS	PS	PS	PS	INA	INA	INA	X	1	0	0	3
Jefferson, Tony	SS	SS	SS	SS	SS	SS	SS	SS	SS	SS	SS	SS	SS	SS	SS	SS	16	16	0	0
Jensen, Ryan	C	C	C	C	C	C	C	C	C	C	C	C	C	C	C	C	16	16	0	0
Johnson, Steven	NOR	NOR	NOR	NOR	NOR	NOR	X	X	X	X	X	X	X	X	X	X	10	0	0	0
Joseph, Dieugot	NOR	NOR	INA	INA	INA	PS	PS	PS	PS	PS	PS	PS	PS	PS	PS	PS	0	0	0	3
Judon, Matthew	SLB	SLB	X	SLB	X	SLB	SLB	SLB	SLB	X	SLB	SLB	SLB	SLB	SLB	X	16	12	0	0
Kaufusi, Bronson	INA	INA	INA	DE	INA	X	X	INA	INA	INA	INA	INA	INA	INA	INA	INA	3	1	0	13
King, Jason	NOR	NOR	NOR	NOR	NOR	NOR	NOR	NOR	PS	NOR	NOR	NOR	NOR	NOR	NOR	NOR	0	0	0	0
Koch, Sam	X	X	X	X	X	X	X	X	X	X	X	X	X	X	X	X	16	0	0	0
Kouandjio, Arie	NOR	NOR	PS	PS	PS	PS	PS	PS	NOR	NOR	NOR	NOR	NOR	NOR	NOR	NOR	0	0	0	0
Kublanow, Brandon	IR	IR	IR	IR	IR	IR	IR	IR	IR	IR	IR	IR	IR	IR	IR	IR	0	0	0	0
Langford, Jeremy	PS	NOR	IR	NOR	NOR	NOR	NOR	NOR	NOR	NOR	NOR	NOR	NOR	NOR	NOR	NOR	0	0	0	0
Levine Sr., Anthony	X	X	X	X	X	X	X	X	X	X	X	X	X	X	X	X	16	0	0	0
Lewis, Alex	IR	IR	IR	IR	IR	IR	IR	IR	IR	IR	IR	IR	IR	IR	IR	IR	0	0	0	0
Lewis-Moore, Kapron	NOR	NOR	NOR	NOR	NOR	PS	PS	PS	PS	PS	PS	PS	PS	PS	PS	PS	0	0	0	0
Lokombo, Boseko	PS	PS	PS	NOR	NOR	NOR	NOR	NOR	NOR	NOR	NOR	NOR	NOR	NOR	NOR	NOR	0	0	0	0
Maclin, Jeremy	WR	WR	WR	WR	WR	INA	INA	WR	WR	WR	WR	WR	WR	WR	WR	INA	12	12	0	4
Malleck, Ryan	PS	NOR	NOR	PS	PS	NOR	NOR	NOR	NOR	NOR	NOR	NOR	NOR	NOR	NOR	NOR	0	0	0	0
Mallett, Ryan	DNP	DNP	X	DNP	DNP	DNP	DNP	X	DNP	DNP	DNP	DNP	DNP	DNP	DNP	DNP	2	0	14	0
Martin, Ronald	NOR	NOR	PS	PS	PS	NOR	NOR	NOR	NOR	NOR	NOR	NOR	NOR	NOR	NOR	NOR	0	0	0	0
Matthews, Chris	X	X	X	X	X	X	INA	INA	IR	IR	IR	IR	IR	IR	IR	IR	6	0	0	2

X=substituted; IR=injured reserve; PUP=physically unable to perform; NOR=not on roster; PS=practice squad; SUSP=suspended

\*London

# 2017 PARTICIPATION CHART

PLAYER	9/10 at Cin.	9/17 vs. Cle.	9/24 at Jax.*	10/1 vs. Pit.	10/8 at Oak.	10/15 vs. Chi.	10/22 at Min.	10/26 vs. Mia.	11/5 at Ten.	11/19 at GB	11/27 vs. Hou.	12/3 vs. Det.	12/10 at Pit.	12/17 at Cle.	12/23 vs. Ind.	12/31 vs. Cin.	Games Played	Games Started	Did Not Play	Inactive
Mayle, Vince	X	X	X	X	X	X	X	X	X	X	X	X	X	X	X	X	16	0	0	0
McClellan, Albert	IR	IR	IR	IR	IR	IR	IR	IR	IR	IR	IR	IR	IR	IR	IR	IR	0	0	0	0
McRae, Tony	PS	X	X	X	X	X	NOR	NOR	NOR	NOR	NOR	NOR	NOR	NOR	NOR	NOR	5	0	0	0
Moore, Chris	X	INA	X	INA	INA	X	WR	X	X	WR	X	X	X	X	WR	WR	13	4	0	3
Moore, Steven	NOR	NOR	NOR	NOR	NOR	NOR	NOR	NOR	PS	PS	PS	PS	PS	PS	PS	PS	0	0	0	0
Mosley, C.J.	MLB	MLB	MLB	MLB	MLB	MLB	MLB	MLB	MLB	MLB	MLB	MLB	MLB	MLB	MLB	MLB	16	16	0	0
Nelson Jr., Robert	NOR	NOR	NOR	NOR	NOR	NOR	NOR	NOR	NOR	NOR	NOR	NOR	NOR	NOR	NOR	PS	0	0	0	0
Nembot, Stephane	IR	IR	IR	IR	IR	IR	IR	IR	IR	IR	IR	IR	IR	IR	IR	IR	0	0	0	0
Onwuasor, Patrick	X	X	WLB	X	WLB	WLB	WLB	WLB	WLB	WLB	WLB	WLB	WLB	WLB	WLB	WLB	16	13	0	0
Ortiz, Ricky	PS	PS	PS	PS	NOR	NOR	NOR	NOR	NOR	PS	PS	PS	PS	PS	PS	PS	0	0	0	0
Perriman, Breshad	X	X	X	X	X	WR	INA	WR	X	INA	X	INA	INA	X	WR	INA	11	3	0	5
Pierce, Michael	NT	X	DT	NT	NT	NT	NT	NT	NT	X	NT	NT	NT	NT	NT	X	16	13	0	0
Porter, Reggie	PS	PS	NOR	NOR	NOR	NOR	NOR	NOR	NOR	NOR	NOR	NOR	NOR	NOR	NOR	NOR	0	0	0	0
Price, Sheldon	INA	IR	IR	IR	IR	IR	NOR	NOR	NOR	NOR	NOR	NOR	NOR	NOR	NOR	NOR	0	0	0	1
Rainey, Bobby	NOR	NOR	NOR	NOR	NOR	X	X	X	X	NOR	NOR	NOR	NOR	NOR	NOR	NOR	4	0	0	0
Ricard, Patrick	X	X	X	X	X	X	X	X	X	X	X	X	X	X	X	X	16	0	0	0
Sankey, Darnell	NOR	NOR	NOR	NOR	NOR	NOR	NOR	NOR	NOR	NOR	NOR	PS	PS	PS	PS	PS	0	0	0	0
Shakir, Maurquice	PS	PS	PS	PS	PS	PS	PS	PS	INA	INA	INA	INA	INA	INA	INA	INA	0	0	0	8
Siragusa, Nico	IR	IR	IR	IR	IR	IR	IR	IR	IR	IR	IR	IR	IR	IR	IR	IR	0	0	0	0
Skura, Matt	PS	PS	RG	RG	RG	INA	INA	RG	RG	RG	RG	RG	RG	RG	RG	RG	12	12	0	2
Smith, Jimmy	RCB	RCB	RCB	RCB	RCB	RCB	RCB	RCB	RCB	RCB	RCB	RCB	IR	IR	IR	IR	12	12	0	0
Smith, Za'Darius	X	INA	SLB	X	SLB	X	X	X	X	SLB	X	X	INA	X	X	SLB	14	4	0	2
Stanley, Ronnie	LT	LT	LT	LT	LT	LT	LT	LT	LT	INA	LT	LT	LT	LT	LT	LT	15	15	0	1
Suggs, Terrell	RUSH	RUSH	RUSH	RUSH	RUSH	RUSH	RUSH	RUSH	RUSH	RUSH	RUSH	RUSH	RUSH	RUSH	RUSH	RUSH	16	16	0	0
Tucker, Justin	X	X	X	X	X	X	X	X	X	X	X	X	X	X	X	X	16	0	0	0
Thornton, Josh	NOR	NOR	PS	PS	NOR	NOR	NOR	NOR	NOR	NOR	NOR	NOR	NOR	NOR	NOR	NOR	0	0	0	0
Urban, Brent	DE	DE	DE	IR	IR	IR	IR	IR	IR	IR	IR	IR	IR	IR	IR	IR	3	3	0	0
Wallace, Mike	X	WR	WR	WR	WR	WR	WR	INA	WR	WR	WR	WR	WR	WR	WR	WR	15	14	0	1
Watson, Benjamin	TE	TE	TE	TE	TE	TE	TE	TE	TE	X	TE	X	TE	X	TE	X	16	12	0	0
Webb, Lardarius	X	DB	DB	X	X	X	X	X	X	X	X	X	X	X	X	DB	16	3	0	0
Weddle, Eric	FS	FS	FS	FS	FS	FS	FS	FS	FS	FS	FS	FS	FS	FS	FS	FS	16	16	0	0
West, Terrance	RB	RB	RB	X	RB	INA	INA	INA	INA	INA	INA	INA	INA	INA	X	INA	6	4	0	10
Whalen, Griff	NOR	NOR	NOR	NOR	NOR	NOR	X	X	NOR	NOR	NOR	NOR	NOR	NOR	NOR	NOR	2	0	0	0
White, Tim	IR	IR	IR	IR	IR	IR	IR	IR	IR	IR	IR	IR	IR	IR	IR	IR	0	0	0	0
Williams, Brandon	DT	DT	INA	INA	INA	INA	DT	DT	DT	DT	DT	DT	DT	DT	DT	DT	12	12	0	4
Williams, Maxx	TE	TE	INA	INA	INA	X	INA	INA	TE	TE	X	TE	TE	TE	X	TE	11	8	0	5
Williams, Tim	INA	X	X	X	X	INA	INA	INA	INA	X	X	X	X	INA	INA	INA	8	0	0	8
Woodhead, Danny	X	IR	IR	IR	IR	IR	IR	IR	IR	X	X	X	X	X	X	X	8	0	0	0
Woodrum, Josh	NOR	PS	PS	PS	PS	PS	PS	PS	PS	PS	PS	PS	PS	PS	PS	PS	0	0	0	0
Wormley, Chris	INA	INA	INA	INA	X	DE	DE	X	X	INA	INA	INA	X	INA	INA	X	7	2	0	9
Yanda, Marshal	RG	RG	IR	IR	IR	IR	IR	IR	IR	IR	IR	IR	IR	IR	IR	IR	2	2	0	0
Young, Tavon	IR	IR	IR	IR	IR	IR	IR	IR	IR	IR	IR	IR	IR	IR	IR	IR	0	0	0	0

X=substituted; IR=injured reserve; PUP=physically unable to perform; NOR=not on roster; PS=practice squad; SUSP=suspended \*London

# 2017 GAME-BY-GAME STARTERS

GAME	WR	LT	LG	C	RG	RT	TE	WR	QB	RB	WR	OTHER
Sept. 10 at Cincinnati	Maclin	Stanley	Hurst	Jensen	Yanda	Howard	Watson	n/a	Flacco	West	Boyle (TE)	M. Williams (TE)
Sept. 17 vs. Cleveland	Maclin	Stanley	Hurst	Jensen	Yanda	Howard	Watson	Wallace	Flacco	West	n/a	M. Williams (TE)
Sept. 24 at Jacksonville*	Maclin	Stanley	Hurst	Jensen	<b>Skura</b>	Howard	Watson	Wallace	Flacco	West	n/a	Boyle (TE)
Oct. 1 vs. Pittsburgh	Maclin	Stanley	Hurst	Jensen	Skura	Howard	Watson	Wallace	Flacco	<b>Collins</b>	n/a	Boyle (TE)
Oct. 8 at Oakland	Maclin	Stanley	Hurst	Jensen	Skura	Howard	Watson	Wallace	Flacco	West	n/a	Boyle (TE)
Oct. 15 vs. Chicago	Perriman	Stanley	Hurst	Jensen	<b>Eluemunor</b>	Howard	Watson	Wallace	Flacco	Collins	n/a	Boyle (TE)
Oct. 22 at Minnesota	<b>Moore</b>	Stanley	Hurst	Jensen	Eluemunor	Howard	Watson	Wallace	Flacco	Collins	n/a	Boyle (TE)
Oct. 26 vs. Miami	Maclin	Stanley	Hurst	Jensen	Skura	Howard	Watson	Perriman	Flacco	Collins	n/a	Boyle (TE)
Nov. 5 at Tennessee	Maclin	Stanley	Hurst	Jensen	Skura	Howard	Watson	Wallace	Flacco	Collins	n/a	M. Williams (TE)
Nov. 19 at Green Bay	Maclin	Hurst	Bowanoko	Jensen	Skura	Howard	Boyle	Wallace	Flacco	Collins	n/a	M. Williams (TE)
Nov. 27 vs. Houston	Maclin	Stanley	Hurst	Jensen	Skura	Howard	Watson	Wallace	Flacco	Collins	Moore	n/a
Dec. 3 vs. Detroit	Maclin	Stanley	Hurst	Jensen	Skura	Howard	Boyle	Wallace	Flacco	Collins	n/a	M. Williams (TE)
Dec. 10 at Pittsburgh	Maclin	Stanley	Hurst	Jensen	Skura	Howard	Watson	Wallace	Flacco	Collins	n/a	M. Williams (TE)
Dec. 17 at Cleveland	Maclin	Stanley	Hurst	Jensen	Skura	Howard	Boyle	Wallace	Flacco	Collins	n/a	M. Williams (TE)
Dec. 23 vs. Indianapolis	Perriman	Stanley	Hurst	Jensen	Skura	Howard	Watson	Wallace	Flacco	Collins	Moore	n/a
Dec. 31 vs. Cincinnati	Moore	Stanley	Hurst	Jensen	Skura	Howard	Boyle	Wallace	Flacco	Collins	Williams (TE)	n/a

## DEFENSE

GAME	DT	DE	NT	SAM	MIKE	WILL	RUSH	RCB	LCB	SS	FS	OTHER
Sept. 10 at Cincinnati	B. Williams	Urban	Pierce	Judon	Mosley	Correa	Suggs	J. Smith	Carr	Jefferson	Weddle	
Sept. 17 vs. Cleveland	B. Williams	Urban	n/a	Judon	Mosley	Correa	Suggs	J. Smith	Carr	Jefferson	Weddle	Webb (DB) Sept.
24 at Jacksonville*	Pierce	Urban	n/a	Z. Smith	Mosley	Onwuasor	Suggs	J. Smith	Carr	Jefferson	Weddle	Webb (DB)
Oct. 1 vs. Pittsburgh	Davis	<b>Kaufusi</b>	Pierce	Judon	Mosley	Correa	Suggs	J. Smith	Carr	Jefferson	Weddle	n/a
Oct. 8 at Oakland	Davis	n/a	Pierce	Z. Smith	Mosley	Onwuasor	Suggs	J. Smith	Carr	Jefferson	Weddle	<b>Humphrey (CB)</b>
Oct. 15 vs. Chicago	<b>Henry</b>	<b>Wormley</b>	Pierce	Judon	Mosley	Onwuasor	Suggs	J. Smith	Carr	Jefferson	Weddle	n/a
Oct. 22 at Minnesota	B. Williams	Wormley	Pierce	Judon	Mosley	Onwuasor	Suggs	J. Smith	Carr	Jefferson	Weddle	n/a
Oct. 26 vs. Miami	B. Williams	Davis	Pierce	Judon	Mosley	Onwuasor	Suggs	J. Smith	Carr	Jefferson	Weddle	n/a
Nov. 5 at Tennessee	B. Williams	Davis	Pierce	Judon	Mosley	Onwuasor	Suggs	J. Smith	Carr	Jefferson	Weddle	n/a
Nov. 19 at Green Bay	B. Williams	Henry	n/a	Z. Smith	Mosley	Onwuasor	Suggs	J. Smith	Carr	Jefferson	Weddle	<b>Canady (DB)</b>
Nov. 27 vs. Houston	B. Williams	Davis	Pierce	Judon	Mosley	Onwuasor	Suggs	J. Smith	Carr	Jefferson	Weddle	
Dec. 3 vs. Detroit	B. Williams	Davis	Pierce	Judon	Mosley	Onwuasor	Suggs	J. Smith	Carr	Jefferson	Weddle	
Dec. 10 at Pittsburgh	B. Williams	Davis	Pierce	Judon	Mosley	Onwuasor	Suggs	Humphrey	Carr	Jefferson	Weddle	
Dec. 17 at Cleveland	B. Williams	Davis	Pierce	Judon	Mosley	Onwuasor	Suggs	Humphrey	Carr	Jefferson	Weddle	
Dec. 23 vs. Indianapolis	B. Williams	Davis	Pierce	Judon	Mosley	Onwuasor	Suggs	Humphrey	Carr	Jefferson	Weddle	
Dec. 31 vs. Cincinnati	B. Williams	Henry	n/a	Z. Smith	Mosley	Onwuasor	Suggs	Humphrey	Carr	Jefferson	Weddle	Webb (DB)

**Bold denotes first NFL start**

\*London



# HOW THE 2017 RAVENS WERE BUILT

## HOW ACQUIRED

YEAR	PLAYER	ACQ.
2003	OLB Terrell Suggs	D1a
2006	P Sam Koch	D6a
2007	G/T Marshal Yanda	D3b
2008	QB Joe Flacco	D1
2009	DB Lardarius Webb	D3
2010	LS Morgan Cox LB Albert McClellan <i>[Injured Reserve]</i>	RFA RFA
2011	CB Jimmy Smith <i>[Injured Reserve]</i>	D1
2012	DB/LB Anthony Levine Sr. K Justin Tucker	FA RFA
2013	G/C Ryan Jensen DT Brandon Williams	D6b D3
2014	WR/RS Michael Campanaro TE Crockett Gillmore <i>[Injured Reserve]</i> OL James Hurst LB C.J. Mosley DE Brent Urban <i>[Injured Reserve]</i>	D7 D3b RFA D1 D4a
2015	RB Javorius Allen TE Nick Boyle DT Carl Davis QB Ryan Mallett WR Breshad Perriman OLB Za'Darius Smith RB Terrance West TE Maxx Williams	D4b D5a D3 FA D1 D4a FA D2
2016	CB Maurice Canady OLB Kamalei Correa RB Kenneth Dixon <i>[Injured Reserve]</i> DT Willie Henry OLB Matthew Judon DE Bronson Kaufusi G/T Alex Lewis <i>[Injured Reserve]</i> TE Vince Mayle WR Chris Moore T Stephane Nembot <i>[Injured Reserve]</i> ILB Patrick Onwuasor DT Michael Pierce G/C Matt Skura T Ronnie Stanley WR Mike Wallace TE Benjamin Watson S Eric Weddle CB Tavon Young <i>[Injured Reserve]</i>	D6b D2 D4e D4d D5 D3 D4c WAV (Dal.) D4b RFA RFA RFA FA D1 FA UFA (NO) UFA (SD) D4a
2017	WR Quincy Adebeyejo C Luke Bowanko OLB Tyus Bowser CB Brandon Boykin <i>[Injured Reserve]</i> LB Bam Bradley <i>[Injured Reserve]</i> CB Brandon Carr S Chuck Clark RB Alex Collins G/T Andrew Donnal G Jermaine Eluemunor CB Jaylen Hill <i>[Injured Reserve]</i> T Austin Howard CB Marlon Humphrey CB Stanley Jean-Baptiste S Tony Jefferson ILB Steven Johnson G/C Brandon Kublanow <i>[Injured Reserve]</i> WR Jeremy Maclin FB/DL Patrick Ricard G Maurice Shaker G Nice Siragusa <i>[Injured Reserve]</i> WR Tim White <i>[Injured Reserve]</i> OLB Tim Williams RB Danny Woodhead DE Chris Wormley	RFA TR (Jax.) D2 UFA (Chi.) RFA UFA (Dal.) D6 FA WAV (LAR) D5 RFA FA D1 FA UFA (Ari.) FA RFA RFA RFA D4 RFA D3b UFA (SD) D3a

## RAVENS BY DRAFT ROUND

1ST ROUND (9)	TEAM	YEAR
OLB Terrell Suggs	Baltimore	2003 (10th)
TE Benjamin Watson	New England	2004 (32nd)
QB Joe Flacco	Baltimore	2008 (18th)
WR Jeremy Maclin	Philadelphia	2009 (19th)
CB Jimmy Smith <i>[Injured Reserve]</i>	Baltimore	2011 (27th)
LB C.J. Mosley	Baltimore	2014 (17th)
WR Breshad Perriman	Baltimore	2015 (26th)
T Ronnie Stanley	Baltimore	2016 (6th)
CB Marlon Humphrey	Baltimore	2017 (16th)
2ND ROUND (5)		
S Eric Weddle	San Diego	2007
CB Stanley Jean-Baptiste	New Orleans	2014
TE Maxx Williams	Baltimore	2015
OLB Kamalei Correa	Baltimore	2016
OLB Tyus Bowser	Baltimore	2017
3RD ROUND (11)		
G/T Marshal Yanda <i>[Injured Reserve]</i>	Baltimore	2007
WR Mike Wallace	Pittsburgh	2009
CB/RS Lardarius Webb	Baltimore	2009
QB Ryan Mallett	New England	2011
DT Brandon Williams	Baltimore	2013
TE Crockett Gillmore <i>[Injured Reserve]</i>	Baltimore	2014
RB Terrance West	Cleveland	2014
DT Carl Davis	Baltimore	2015
DE Bronson Kaufusi	Baltimore	2016
DE Chris Wormley	Baltimore	2017
OLB Tim Williams	Baltimore	2017
4TH ROUND (12)		
CB Brandon Boykin <i>[Injured Reserve]</i>	Philadelphia	2012
DE Brent Urban <i>[Injured Reserve]</i>	Baltimore	2014
RB Javorius Allen	Baltimore	2015
G/T Andrew Donnal	St. Louis	2015
TE Vince Mayle	Cleveland	2015
OLB Za'Darius Smith	Baltimore	2015
DT Willie Henry	Baltimore	2016
RB Kenneth Dixon <i>[Injured Reserve]</i>	Baltimore	2016
G/T Alex Lewis <i>[Injured Reserve]</i>	Baltimore	2016
WR Chris Moore	Baltimore	2016
CB Tavon Young <i>[Injured Reserve]</i>	Baltimore	2016
G Nico Siragusa <i>[Injured Reserve]</i>	Baltimore	2017
5TH ROUND (5)		
CB Brandon Carr	Kansas City	2008
TE Nick Boyle	Baltimore	2015
RB Alex Collins	Seattle	2016
OLB Matthew Judon	Baltimore	2016
G Jermaine Eluemunor	Baltimore	2017
6TH ROUND (5)		
P Sam Koch	Baltimore	2006
OL Ryan Jensen	Baltimore	2013
C Luke Bowanko	Jacksonville	2014
CB Maurice Canady	Baltimore	2016
S Chuck Clark	Baltimore	2017
7TH ROUND (1)		
WR/RS Michael Campanaro	Baltimore	2014
UNDRAFTED (20)		
RB Danny Woodhead	NY Jets	2009
LS Morgan Cox	Baltimore	2010
DB Anthony Levine Sr.	Green Bay	2010
T Austin Howard	Philadelphia	2010
LB Albert McClellan <i>[Injured Reserve]</i>	Baltimore	2010
ILB Steven Johnson	Denver	2012
K Justin Tucker	Baltimore	2012
S Tony Jefferson	Arizona	2013
OL James Hurst	Baltimore	2014
T Stephane Nembot <i>[Injured Reserve]</i>	Baltimore	2016
ILB Patrick Onwuasor	Baltimore	2016
DT Michael Pierce	Baltimore	2016
G/C Matt Skura	Baltimore	2016
WR Quincy Adebeyejo	Baltimore	2017
LB Bam Bradley <i>[Injured Reserve]</i>	Baltimore	2017
CB Jaylen Hill <i>[Injured Reserve]</i>	Baltimore	2017
G/C Brandon Kublanow <i>[Injured Reserve]</i>	Baltimore	2017
FB/DL Patrick Ricard	Baltimore	2017
G Maurice Shaker	Baltimore	2017
WR Tim White <i>[Injured Reserve]</i>	Baltimore	2017

(UFA) Unrestricted free agent; (RFA) Rookie free agent; *[Injured Reserve]*

# 2017 HONORS / MILESTONES

## OLB TYUS BOWSER

- *Pepsi Rookie of the Week (Week 2)*

## WR/RS MICHAEL CAMPANARO

- *PFWA All-AFC*
- Recorded a career-high 291 PR yards and ranked first in the AFC with a 10.8 PR average, including a 77-yard PR-TD vs. Chi.

## CB BRANDON CARR

- Tied a career high with 4 INTs, starting all 16 games for the 10th year in a row and extending his streak of consecutive starts to 160, which ranks third among active NFL players.

## RB ALEX COLLINS

- Ranked ninth in the NFL and fourth in the AFC with a 4.59 ypc average, registering a career- and team-high 973 rushing yards and 6 TDs.

## LS MORGAN COX

- Snapped for K Justin Tucker and P Sam Koch, helping Tucker tie his single-season franchise record of 141 points and Koch place a league-leading 40 punts inside the 20.

## G/T JERMAINE ELUEMUNOR

- *PFWA All-Rookie Team*

## OLB MATTHEW JUDON

- *AFC Defensive Player of the Week (Week 11)*
- Earned AFC Defensive Player of the Week after producing 7 tackles, 1 FF and 2 sacks (-25 yards) in a 23-0 shutout at GB.
- Registered a team-leading 17 TFL, which ranks fourth in Ravens single-season history (since stat began being tracked in 2008).
- One of three NFL defenders (Von Miller and Jadeveon Clowney) to record at least 55 tackles, 15 TFL, 5 sacks, 2 FFs and 1 FR.

## P SAM KOCH

- *AFC Special Teams Player of the Week (Week 12 & Week 15)*
- Ranked first in the NFL with a franchise-record 40 punts inside the 20, also leading the league in punts inside the 10 (16).

## LB C.J. MOSLEY

- *Pro Bowl (third selection)*
- *Associated Press second-team All-Pro*
- Posted a team-leading and career-high 132 tackles, finishing as the only player in the NFL with at least 130 tackles, 2 INTs and 1 FR.

## CB JIMMY SMITH

- Tied a career high with 3 INTs and scored 2 TDs, including a 47-yard FR-TD and a 50-yard INT return for a score.

## OLB TERRELL SUGGS (right)

- *Pro Bowl (seventh selection)*
- *Team MVP (Baltimore media)*
- Produced double-digit sacks (11.5) for the seventh time in his career, tying Dwight Freeney (125.5) for second in total sacks among active players.
- Posted a team-leading 4 strip-sacks, totaling 30 in his career, which ranks first in Ravens' history and third among active players.

## K JUSTIN TUCKER

- *Pro Bowl first alternate*
- *Associated Press second-team All-Pro*
- *PFWA All-AFC*
- *AFC Special Teams Player of the Month (November)*
- Tied his franchise record of 141 points, connecting on his last 19 consecutive kicks. His lone misses were from 46 (blocked), 58 and 62 yards.

## WR MIKE WALLACE

- Produced a team-leading 748 yards, including 3 catches of 50-plus yards, which tied for second in the NFL.
- Surpassed 8,000 receiving yards and became the only active NFL player to produce at least 500 catches, 50 receiving TDs and sport a 15.0 yards-per-catch average.

## TE BENJAMIN WATSON

- *NFL Walter Payton Man of the Year (Finalist)*
- *Bart Starr NFL Award Winner*
- *Ed Block Courage Award Winner*

## S ERIC WEDDLE

- *Pro Bowl (fifth selection)*
- *AFC Defensive Player of the Week (Week 13)*
- *PFWA All-AFC*
- *Media Good Guy (Baltimore media)*
- Earned AFC Defensive Player of the Week honors after contributing to 2 Ravens' takeaways, earning 1 FF on a sack and returning an INT 45 yards for a TD vs. Det.
- Ranked third in the NFL with 6 INTs and ranks first among all NFL safeties since 2016 with 10 INTs.

## RAVENS OFFENSE

- Over the final NINE games of 2017, Baltimore scored the NFL's second-most points per contest (29.4 ppg).
- Ranked No. 9 in total points per game (24.7).
- Baltimore tied (GB) for the NFL's fewest offensive penalties (32).

## RAVENS DEFENSE

- Ranked No. 1 in interceptions (22) and takeaways (34).
- Posted three shutouts in 2017, becoming only the fifth team (joining 2000 Ravens who had four) and first since 2003 (NE) to record at least three blankings.
- Ranked No. 2 in the NFL in defensive passer rating (72.4).
- Baltimore allowed 18.9 points per game, which ranked No. 6 in the league. It marked the seventh time during the John Harbaugh Era (2008-17) the Ravens produced a Top 10 scoring "D."
- The Ravens tied for second (Det. & Phi.) with 5 defensive touchdowns (3 INT-TDs & 2 FR-TDs).

## RAVENS SPECIAL TEAMS

- Baltimore ranked first in kickoff return average (27.5), No. 5 in punt return average (10.1) and No. 1 in opponent KOR average (18.6).
- *Football Outsiders* tabbed Baltimore's special teams as the NFL's No. 1 overall unit in 2017. The Ravens' ranking (9.2%) is the NFL's eighth highest in a season since 1986.
- The Ravens ranked fourth in senior NFL writer Rick Gosselin's annual special teams report, marking the sixth-straight season the Ravens have been in the Top 5, the only team to accomplish that feat.



# 2017 GAME-BY-GAME OFFENSE

OFFENSE	9/10	9/17	9/24	10/1	10/8	10/15	10/22	10/26	11/5	11/19	11/27	12/3	12/10	12/17	12/23	12/31
	@Cin.	Cle.	@Jax. (London)	Pit.	@Oak.	Chi.	@Min.	Mia.	@Ten.	@GB	Hou.	Det.	Pit.	@Cle.	Ind.	Cin.
Points	20	24	7	9	30	24	16	40	20	23	23	44	38	27	23	27
1st Qtr	3	7	0	0	14	0	3	7	3	0	0	3	0	3	3	0
2nd Qtr	14	14	0	0	10	3	3	13	3	6	17	17	14	14	10	10
3rd Qtr	3	0	0	9	0	7	3	0	0	7	0	0	17	10	3	7
4th Qtr	0	3	7	0	6	14	7	20	14	10	6	24	7	0	7	10
Overtime	0	0	0	0	0	0	0	0	0	0	0	0	0	0	0	0
TDs (Ru-P-Ret)	1-1-0	1-2-0	0-1-0	0-1-0	2-0-1	0-0-2	0-1-0	0-2-3	0-2-0	1-1-0	2-0-0	2-2-1	3-2-0	1-1-1	0-2-0	1-2-0
PATs (M/A)	2-2	3-3	1-1	0-0	3-3	1-1	1-1	4-4	2-2	2-2	2-2	5-5	5-5	3-3	2-2	3-3
2PT Convs (M/A)	0-0	0-0	0-0	0-1	0-0	1-1	0-0	0-1	0-0	0-0	0-0	0-0	0-0	0-0	0-0	0-0
FGs (M/A)	2-2	1-2	0-0	1-2	3-3	3-3	3-3	2-3	2-2	3-3	3-3	3-3	1-1	2-2	3-3	2-2
Safeties	0	0	0	0	0	0	0	0	0	0	0	0	0	0	0	0
First Downs	17	24	12	18	19	16	16	19	24	14	17	24	26	23	23	19
Rushing	8	7	6	4	11	5	4	9	4	4	7	8	9	10	8	7
Passing	5	16	4	14	8	9	10	7	19	7	7	13	13	12	13	11
Penalty	4	1	2	0	0	2	2	3	1	3	3	3	4	1	2	1
3rd Down Conv (M/A)	6-14	4-11	3-11	5-13	7-14	3-18	6-16	3-13	6-16	3-14	3-14	5-12	4-10	7-16	6-14	5-17
3rd Down Conv Pct	42.86%	36.36%	27.27%	38.46%	50.00%	16.67%	37.50%	23.08%	37.50%	21.43%	21.43%	41.67%	40.00%	43.75%	42.86%	29.41%
4th Down Conv (M/A)	0-0	0-0	0-1	0-2	0-0	1-1	1-1	0-0	3-4	1-1	2-2	0-0	0-0	0-1	1-1	1-2
4th Down Conv Pct	0.00%	0.00%	0.00%	0.00%	100.00%	100.00%	100.00%	0.00%	75.00%	100.00%	100.00%	0.00%	0.00%	0.00%	100.00%	50.00%
Total Net Yards	268	337	186	288	365	291	208	295	341	219	294	370	413	376	323	312
Total Off. Plays	60	68	54	68	65	70	64	62	77	57	65	63	62	74	71	74
Avg. Gain Per Play	4.5	5.0	3.4	4.2	5.6	4.2	3.3	4.8	4.4	3.8	4.5	5.9	6.7	5.1	4.5	4.2
Net Yards Rushing	157	136	134	82	143	125	64	174	73	58	139	101	152	97	103	118
Total Rushing Plays	42	32	25	15	39	26	20	40	22	26	31	27	26	31	32	26
Avg. Gain Per Rush	3.7	4.3	5.4	5.5	3.7	4.8	3.2	4.4	3.3	2.2	4.5	3.7	5.8	3.1	3.2	4.5
Net Yards Passing	111	201	52	206	222	166	144	121	268	161	155	269	261	279	220	194
Times Sacked	1	2	2	4	0	3	5	0	2	3	1	0	1	1	1	1
Yards Lost on Sacks	10	16	12	29	0	14	42	0	9	22	8	0	8	9	17	9
Gross Yards Passing	121	217	64	235	222	180	186	121	277	183	163	269	269	288	237	203
Pass Attempts	17	34	27	49	26	41	39	22	53	28	33	36	35	42	38	47
Pass Completions	9	25	14	31	19	24	27	13	35	22	21	23	20	26	29	25
Completion Pct	52.94%	73.53%	51.85%	63.27%	73.08%	58.54%	69.23%	59.09%	66.04%	78.57%	63.64%	63.89%	57.14%	61.90%	76.32%	53.19%
Avg. Gain Per Pass	6.2	5.6	1.8	3.9	8.5	3.8	3.3	5.5	4.9	5.2	4.6	7.5	7.3	6.5	5.6	4.0
Interceptions	1	1	2	2	0	2	0	0	2	1	0	0	1	0	0	1
Fumbles / Fum. Lost	1-0	1-1	1-1	3-1	1-0	1-1	3-0	1-0	1-0	1-0	0-0	1-0	2-0	0-0	2-0	0-0
Penalties	11	7	10	6	1	8	3	5	6	3	7	2	5	7	5	5
Penalty Yards	85	45	88	55	5	69	15	40	39	30	89	25	35	57	25	47
Punts	6	5	7	5	3	7	6	5	4	7	6	5	3	5	3	8
Gross Punting Average	41.7	47.0	44.4	44.4	39.0	55.0	48.2	45.0	45.0	41.4	51.3	41.8	41.7	43.0	23.7	41.6
Touchbacks	0	1	1	0	0	0	0	0	0	1	0	0	0	0	0	0
Inside20	2	4	1	2	1	2	1	4	2	5	5	2	2	4	0	3
Punts Blocked	0	0	0	0	0	0	0	0	0	0	0	0	0	0	1	0
Net Punting Average	39.3	43.0	41.3	41.4	36.7	48.9	34.3	44.0	39.5	37.3	47.8	39.0	42.3	40.8	21.0	38.5
Punt Returns	3	3	0	1	2	5	0	3	2	1	0	3	1	1	1	6
Punt Return Yards	23	19	0	0	19	132	0	9	22	28	0	28	0	0	0	42
Punt Return Avg.	7.7	6.3	0.0	0.0	9.5	26.4	0.0	3.0	11.0	28.0	0.0	9.3	0.0	0.0	0.0	7.0
Fair Catches	1	1	2	1	1	2	1	4	1	4	2	2	2	2	0	1
Kickoff Returns	0	0	0	4	0	5	5	1	1	1	2	3	6	0	0	6
Kickoff Return Yards	0	0	0	96	0	191	113	26	22	35	50	80	126	0	0	197
Kickoff Return Avg.	0.0	0.0	0.0	24.0	0.0	38.2	22.6	26.0	22.0	35.0	25.0	26.7	21.0	0.0	0.0	32.8
Time of Possession	34:00	33:24	25:57	24:31	33:43	31:09	27:59	31:14	32:22	30:03	29:44	29:51	26:10	36:48	35:48	31:21



# 2017 GAME-BY-GAME DEFENSE

DEFENSE	9/10	9/17	9/24	10/1	10/8	10/15	10/22	10/26	11/5	11/19	11/27	12/3	12/10	12/17	12/23	12/31
	@Cin.	Cle.	@Jax.	Pit.	@Oak.	Chi.	@Min.	Mia.	@Ten.	@GB.	Hou.	Det.	Pit.	@Cle.	Ind.	Cin.
Points	0	10	44	26	17	27	24	0	23	0	16	20	39	10	16	31
1st Qtr	0	0	10	3	3	0	3	0	10	0	7	0	7	0	0	7
2nd Qtr	0	7	13	16	7	10	6	0	6	0	3	0	13	10	7	10
3rd Qtr	0	3	14	0	7	7	9	0	0	0	3	13	0	0	6	7
4th Qtr	0	0	7	7	0	7	6	0	7	0	3	7	19	0	3	7
Overtime	0	0	0	0	0	3	0	0	0	0	0	0	0	0	0	0
TDs (Ru-P-Ret)	0-0-0	0-1-0	1-4-0	2-1-0	1-1-0	0-2-1	1-0-0	0-0-0	1-2-0	0-0-0	1-0-0	2-1-0	2-2-0	1-0-0	0-1-0	0-3-1
PATs (M/A)	0-0	1-1	5-5	2-2	2-2	3-3	0-1	0-0	2-3	0-0	1-1	2-3	3-3	1-1	1-1	4-4
2PT Convs (M/A)	0-0	0-0	0-0	0-1	0-0	0-0	0-0	0-0	0-0	0-0	0-0	0-0	0-1	0-0	0-0	0-0
FGs (M/A)	0-0	1-1	3-3	2-3	1-1	2-2	6-6	0-1	1-1	0-0	3-3	0-1	4-4	1-1	3-5	1-1
Safeties	0	0	0	0	0	0	0	0	0	0	0	0	0	0	0	0
First Downs	14	20	24	22	15	18	17	13	14	16	20	18	31	15	17	22
Rushing	3	6	7	10	7	10	5	3	3	5	4	3	6	5	5	5
Passing	8	12	13	10	8	5	11	9	10	11	11	14	23	8	12	14
Penalty	3	2	4	2	0	3	1	1	1	0	5	1	2	2	0	3
3rd Down Conv (M/A)	4-13	2-12	3-12	7-15	6-12	5-17	7-15	4-15	3-11	4-13	6-14	4-13	12-18	5-14	5-13	5-15
3rd Down Conv Pct	30.77%	16.67%	25.00%	46.67%	50.00%	29.41%	46.67%	26.67%	27.27%	30.77%	42.86%	30.77%	66.67%	35.71%	38.46%	33.33%
4th Down Conv (M/A)	0-1	1-2	2-2	0-0	0-1	0-0	0-0	0-2	0-0	1-4	0-0	0-0	0-0	0-1	1-2	1-1
4th Down Conv Pct	0.00%	50.00%	100.00%	0.00%	0.00%	0.00%	0.00%	0.00%	0.00%	25.00%	0.00%	0.00%	0.00%	0.00%	50.00%	100.00%
Total Net Yards	221	386	410	381	245	342	357	196	257	265	303	372	545	266	296	359
Total Off. Plays	58	66	68	73	54	75	64	66	52	67	64	61	85	58	59	75
Avg. Gain Per Play	3.8	5.8	6.0	5.2	4.5	4.6	5.6	3.0	4.9	4.0	4.7	6.1	6.4	4.6	5.0	4.8
Net Yards Rushing	77	93	166	173	108	231	169	45	71	75	66	78	59	130	93	146
Total Rushing Plays	22	21	35	42	25	54	33	19	21	25	25	24	16	19	24	30
Avg. Gain Per Rush	3.5	4.4	4.7	4.1	4.3	4.3	5.1	2.4	3.4	3.0	2.6	3.3	3.7	6.8	3.9	4.9
Net Yards Passing	144	293	244	208	137	111	188	151	186	190	237	294	486	136	203	213
Times Sacked	5	3	0	1	3	4	0	3	3	6	2	3	3	2	2	1
Yards Lost on Sacks	26	7	0	8	22	23	0	25	32	49	15	22	20	10	12	9
Gross Yards Passing	170	300	244	216	159	134	188	176	218	239	252	316	506	146	215	222
Pass Attempts	31	42	33	30	26	17	31	44	28	36	37	34	66	37	33	44
Pass Completions	16	20	20	18	13	9	20	25	19	21	22	27	44	20	16	23
Completion Pct	51.61%	47.62%	60.61%	60.00%	50.00%	52.94%	64.52%	56.82%	67.86%	58.33%	59.46%	79.41%	66.67%	54.05%	48.48%	52.27%
Avg. Gain Per Pass	4.0	6.5	7.4	6.7	4.7	5.3	6.1	3.2	6.0	4.5	6.1	7.9	7.0	3.5	5.8	4.7
Interceptions	4	4	0	1	0	0	1	2	1	3	2	2	0	2	0	0
Fumbles / Fum. Lost	1-1	2-1	0-0	1-0	1-1	4-2	0-0	0-0	0-0	4-2	2-1	2-1	1-0	2-2	0-0	2-1
Penalties	9	11	9	8	3	5	4	7	3	5	6	6	6	6	2	6
Penalty Yards	66	65	70	60	24	44	47	43	39	53	36	45	101	35	19	60
Punts	5	4	3	4	4	9	2	8	5	5	4	6	3	5	2	8
Gross Punting Average	42.4	52.3	50.0	37.5	49.3	46.7	46.0	41.0	51.2	40.4	43.5	45.8	47.0	43.2	37.0	42.8
Touchbacks	0	0	0	0	1	0	0	0	0	0	0	0	0	0	0	0
Inside20	1	0	1	1	0	3	0	0	3	1	1	1	0	0	0	0
Punts Blocked	0	0	0	0	0	0	0	0	0	0	0	0	0	0	0	0
Net Punting Average	37.8	47.5	50.0	37.5	39.5	32.0	46.0	39.9	46.8	34.8	43.5	41.2	47.0	43.2	37.0	37.5
Punt Returns	3	1	2	2	1	4	3	2	2	2	2	2	1	1	1	5
Punt Return Yards	14	0	2	15	7	43	83	5	22	9	21	14	-2	11	8	25
Punt Return Avg.	4.7	0.0	1.0	7.5	7.0	10.8	27.7	2.5	11.0	4.5	10.5	7.0	-2.0	11.0	8.0	5.0
Fair Catches	2	1	1	1	0	0	0	0	1	2	3	2	1	1	0	3
Kickoff Returns	1	1	1	2	1	5	1	1	1	2	3	2	6	3	1	2
Kickoff Return Yards	11	18	12	36	31	105	20	15	4	48	67	42	78	77	34	17
Kickoff Return Avg.	11.0	18.0	12.0	18.0	31.0	21.0	20.0	15.0	4.0	24.0	22.3	21.0	13.0	25.7	34.0	8.5
Time of Possession	26:00	26:36	34:03	35:29	26:17	36:45	32:01	28:46	27:38	29:57	30:16	30:09	33:50	23:12	24:12	28:39



# GAME 1: RAVENS 20, BENGALS 0

Baltimore (1-0) • Cincinnati (0-1)

Sunday, September 10, 2017 • 1:02 PM ET • Paul Brown Stadium • Cincinnati  
Weather: 68°, Sunny, Wind SE 9 mph • Attendance: 55,254 • Time: 2:57



For the first time since 2011, the Ravens won in Cincinnati, drubbing the host Bengals, 20-0, in the season opener. (It was the Ravens' first shutout since 11/16/09 when Baltimore won, 16-0, at Cleveland.) The Ravens turned over the Bengals 5 times with all errors coming from QB Andy Dalton, who threw 4 interceptions and lost a fumble. Twice the Ravens turned Cincinnati over in the red zone. The first of these came in the second quarter with the Bengals at the Ravens' 9-yard line. LB C.J. Mosley then intercepted a Dalton pass in the end zone. The second red zone theft came after OLB Terrell Suggs stripped Dalton from the Ravens' 6-yard-line, and DT Michael Pierce recovered. The Ravens took a 17-0 halftime lead on a 25-yard K Justin Tucker field goal and touchdowns by WR Jeremy Maclin (48 yards from QB Joe Flacco) and RB Terrance West (2-yard run.) Following the Pierce recovery (at the Ravens' 6) early in the third quarter, the Ravens' offense produced a 17-play, 81-yard FG drive (Tucker, 25 yards) that consumed nine minutes and 38 seconds. CB Brandon Carr, playing in his first game as a Raven, provided the initial turnover of the contest when he intercepted Dalton in the first quarter. DB Lardarius Webb, off a Suggs' deflection, and CB Jimmy Smith also posted interceptions. Baltimore sacked Dalton 5 times, with 2 of those coming from Suggs, who started his 15th season with the Ravens. Flacco, who did not practice in training camp or play in a preseason game, was 9-of-17 for 121 yards. The Ravens rushed for 157 yards, with West gaining 80 and RB Javorius Allen adding 71. Cincinnati was limited to 221 yards. WR A.J. Green caught 5 passes for 74 yards, while Dalton was 16-of-31 for 170.

## BALTIMORE RAVENS (Head Coach: John Harbaugh)

### OFFENSE

TE	82	B. Watson
TE	87	M. Williams
WR	18	J. Maclin
LT	79	R. Stanley
LG	74	J. Hurst
C	66	R. Jensen
RG	73	M. Yanda
RT	77	A. Howard
TE	86	N. Boyle
QB	5	J. Flacco
RB	28	T. West

### DEFENSE

DT	98	B. Williams
NT	97	M. Pierce
DE	96	B. Urban
RUSH	55	T. Suggs
MLB	57	C. Mosley
WLB	51	K. Correa
SLB	99	M. Judon
LCB	24	B. Carr
SS	23	T. Jefferson
FS	32	E. Weddle
RCB	22	J. Smith

## CINCINNATI BENGALS (Head Coach: Marvin Lewis)

### OFFENSE

WR	18	A. Green
LT	70	C. Ogbueh
LG	65	C. Boling
C	61	R. Bodine
RG	66	T. Hopkins
RT	74	J. Fisher
TE	81	T. Kroft
H-B	89	R. Hewitt
WR	11	B. LaFell
QB	14	A. Dalton
HB	32	J. Hill

### DEFENSE

LDE	96	C. Dunlap
NT	92	P. Sims
DT	97	G. Atkins
RDE	90	M. Johnson
SLB	59	N. Vigil
MLB	51	K. Minter
WLB	57	V. Rey
LCB	27	D. Kirkpatrick
RCB	21	D. Dennard
SS	42	C. Fejedelem
FS	43	G. Iloka

## GAME SUMMARY

	<b>1</b>	<b>2</b>	<b>3</b>	<b>4</b>	<b>OT</b>	<b>TOTAL</b>	<b>FIELD GOALS (MADE) &amp; MISSED</b>
<b>BALTIMORE</b>	<b>3</b>	<b>14</b>	<b>3</b>	<b>0</b>	<b>-</b>	<b>20</b>	<b>J. Tucker (25, 25)</b>
<b>CINCINNATI</b>	<b>0</b>	<b>0</b>	<b>0</b>	<b>0</b>	<b>-</b>	<b>0</b>	<b>None</b>

TEAM	QTR	TIME	PLAY DESCRIPTION (extra point)	DRIVE	SCORE
Ravens	1	4:44	J. Tucker 25 yd. Field Goal	13-57, 7:54	3-0
Ravens	2	1:52	J. Maclin 48 yd. pass from J. Flacco (J. Tucker kick)	7-76, 3:54	10-0
Ravens	2	1:28	T. West 2 yd. run (J. Tucker kick)	1-2, 0:03	17-0
Ravens	3	1:06	J. Tucker 25 yd. Field Goal	17-81, 9:38	20-0

**OFFICIALS** – Referee: Walt Coleman (65), Umpire: Jeff Rice (44), Down Judge: Derick Bowers (74), Line Judge: Kevin Codey (16), Side Judge: James Coleman (95), Field Judge: Scott Novak (1), Back Judge: Terrence Miles (111)

## TEAM STATISTICS

	RAVENS	BENGALS
First Downs	17 (8-5-4)	14 (3-8-3)
Third Downs	6-14 (43%)	4-13 (31%)
Fourth Downs	0-0 (0%)	0-1 (0%)
Total Net Yards	268	221
Plays – Average	60-4.5	58-3.8
Net Yds Rushing	157	77
Rushes – Average	42-3.7	22-3.5
Net Yards Passing	111	144
Att. – Yds Lost – Gross Pass.	1-10-121	5-26-170
Passes Att. – Comp. – INT	17-9-1	31-16-4
Red Zone	1-3 (33%)	0-3 (0%)
Goal-to-Go	1-2 (50%)	0-0 (0%)
Punts – Average	6-41.7	5-42.4
Penalties – Yards	11-85	9-66
Fumbles – Lost	1-0	1-1
Time of Possession	34:00	26:00

## INDIVIDUAL STATISTICS

### RAVENS

RUSHING	ATT	YDS	AVG	LG	TD
T. West	19	80	4.2	11	1
J. Allen	21	71	3.4	17	0
D. Woodhead	1	4	4.0	4	0
M. Campanaro	1	2	2.0	2	0
<b>Total</b>	<b>42</b>	<b>157</b>	<b>3.7</b>	<b>17</b>	<b>1</b>

PASSING	ATT	CMP	YDS	SK/YD	TD	LG	IN	RT
J. Flacco	17	9	121	1/10	1	48	1	71.0
<b>Total</b>	<b>17</b>	<b>9</b>	<b>121</b>	<b>1/10</b>	<b>1</b>	<b>48</b>	<b>1</b>	<b>71.0</b>

RECEIVING	REC	YDS	AVG	LG	TD
D. Woodhead	3	33	11.0	13	0
J. Maclin	2	56	28.0	48	1
N. Boyle	1	14	14.0	14	0
M. Wallace	1	8	8.0	8	0
B. Perriman	1	5	5.0	5	0
M. Williams	1	5	5.0	5	0
<b>Total</b>	<b>9</b>	<b>121</b>	<b>13.4</b>	<b>48</b>	<b>1</b>

INTERCEPTIONS	NO	YDS	AVG	LG	TD
C. Mosley	1	31	31.0	31	0
B. Carr	1	20	20.0	20	0
L. Webb	1	10	10.0	10	0
J. Smith	1	8	8.0	8	0
<b>Total</b>	<b>4</b>	<b>69</b>	<b>17.3</b>	<b>31</b>	<b>0</b>

SACKS	T. Suggs	Z. Smith	M. Pierce	T. Jefferson
	2-11	1-9	1-5	1-1

TACKLES (TOP 3)
T. Jefferson 9 (5 solo), C. Mosley 8 (5 solo), T. Suggs 6 (5 solo)

### BENGALS

RUSHING	ATT	YDS	AVG	LG	TD
G. Bernard	7	40	5.7	23	0
J. Hill	6	26	4.3	12	0
J. Mixon	8	9	1.1	8	0
A. Dalton	1	2	2.0	2	0
<b>Total</b>	<b>22</b>	<b>77</b>	<b>3.5</b>	<b>23</b>	<b>0</b>

PASSING	ATT	CMP	YDS	SK/YD	TD	LG	IN	RT
A. Dalton	31	16	170	5/26	0	39	4	28.4
<b>Total</b>	<b>31</b>	<b>16</b>	<b>170</b>	<b>5/26</b>	<b>0</b>	<b>39</b>	<b>4</b>	<b>28.4</b>

RECEIVING	REC	YDS	AVG	LG	TD
A. Green	5	74	14.8	27	0
B. LaFell	3	24	8.0	13	0
J. Mixon	3	15	5.0	9	0
G. Bernard	1	39	39.0	39	0
T. Boyd	1	11	11.0	11	0
T. Kroft	1	5	5.0	5	0
T. Eifert	1	4	4.0	4	0
J. Hill	1	-2	-2.0	-2	0
<b>Total</b>	<b>16</b>	<b>170</b>	<b>10.6</b>	<b>39</b>	<b>0</b>

INTERCEPTIONS	NO	YDS	AVG	LG	TD
N. Vigil	1	0	0.0	0	0
<b>Total</b>	<b>1</b>	<b>0</b>	<b>0.0</b>	<b>0</b>	<b>0</b>

SACKS	G. Atkins
	1-10

TACKLES (TOP 3)
V. Rey 11 (6 solo), K. Minter 10 (4 solo), N. Vigil 9 (5 solo)



# GAME 2: RAVENS 24, BROWNS 10

Baltimore (2-0) • Cleveland (0-2)

Sunday, September 17, 2017 • 1:02 PM ET • M&T Bank Stadium • Baltimore  
Weather: 80°, Cloudy, Wind ESE 2 mph • Attendance: 70,605 • Time: 3:17



For the second-consecutive game, the defense produced five take-aways, helping the Ravens to a hard-fought, 24-10 victory over the Browns in the regular season home opener. It's the first time in franchise history that Baltimore had 5 take-aways in back-to-back games and the first time to post 4 INTs in consecutive contests. The balanced offense produced 337 yards, 136 rushing and 201 through the air. The Ravens' first theft came on the Browns' second possession, when OLB Terrell Suggs strip-sacked rookie QB DeShone Kizer, and OLB Matthew Judon made the recovery at Cleveland's 33-yard line. Seven plays later, RB Terrance West rumbled 2 yards into the end zone for the game's first score to give Baltimore a 7-0 lead. In the second quarter, a QB Joe Flacco dart (9 yards) to RB Javorius Allen gave the Ravens a 14-0 advantage. Kizer then left game with a migraine. His replacement, Kevin Hogan, brought the Browns back to 14-7 with a 23-yard TD toss to TE David Njoku. With 29 seconds left in the half, Hogan was intercepted by rookie OLB Tyus Bowser, who returned the INT 27 yards to Cleveland's 40. Following a 37-yard run by Allen, Flacco closed the first half with a 2-yard TD to WR Jeremy Maclin, giving the Ravens a 21-7 boost. A third-quarter K Zane Gonzalez 38-yard FG made the score 21-10 before K Justin Tucker scored the game's final points with a 28-yard FG in the fourth. S Eric Weddle, DB Lardarius Webb and CB Brandon Carr also each produced interceptions. Allen finished the game with 101 yards, 66 rushing and 35 receiving (5 catches), while RB Alex Collins, signed to the roster the previous day, produced 47 yards on 7 carries in the fourth quarter. TE Benjamin Watson caught 8 passes for 91 yards, surpassing 5,000 yards for his career. Flacco was 25-of-34 for 217 yards, while Kizer and Hogan combined to be 20-of-42 for 300 yards. The Ravens limited the Browns to 2-of-12 on third down. Baltimore lost two players for the season: six-time Pro Bowl G Marshal Yanda (ankle) and rookie LB Bam Bradley (knee).

## CLEVELAND BROWNS (Head Coach: Hue Jackson)

### OFFENSE

WR	19	C. Coleman
LT	73	J. Thomas
LG	75	J. Bitonio
C	64	J. Tretter
RG	70	K. Zeitler
RT	72	S. Coleman
TE	86	R. Telfer
WR	81	R. Higgins
WR	18	K. Britt
QB	7	D. Kizer
RB	34	I. Crowell

### DEFENSE

DE	93	C. Nassib
DT	94	T. Coley
DT	55	D. Shelton
DE	90	E. Ogbah
WILL	58	C. Kirksey
MIKE	53	J. Schobert
SAM	51	J. Collins
CB	30	J. McCourty
CB	21	J. Taylor
S	22	J. Peppers
S	26	D. Kindred

## BALTIMORE RAVENS (Head Coach: John Harbaugh)

### OFFENSE

WR	18	J. Maclin
WR	17	M. Wallace
LT	79	R. Stanley
LG	74	J. Hurst
C	66	R. Jensen
RG	73	M. Yanda
RT	77	A. Howard
TE	87	M. Williams
TE	82	B. Watson
QB	5	J. Flacco
RB	28	T. West

### DEFENSE

DE	98	B. Williams
DE	96	B. Urban
RUSH	55	T. Suggs
MLB	57	C. Mosley
WLB	51	K. Correa
SLB	99	M. Judon
DB	21	L. Webb
LCB	24	B. Carr
SS	23	T. Jefferson
FS	32	E. Weddle
RCB	22	J. Smith

## GAME SUMMARY

	1	2	3	4	OT	TOTAL	FIELD GOALS (MADE) & MISSED
CLEVELAND	0	7	3	0	-	10	Z. Gonzalez (38)
BALTIMORE	7	14	0	3	-	24	J. Tucker 58WR (28)

TEAM	QTR	TIME	PLAY DESCRIPTION (extra point)	DRIVE	SCORE
Ravens	1	3:56	T. West 4 yd. run (J. Tucker kick)	7-33, 3:34	0-7
Ravens	2	7:17	J. Allen 9 yd. pass from J. Flacco (J. Tucker kick)	6-64, 3:26	0-14
Browns	2	4:56	D. Njoku 23 yd. pass from K. Hogan (Z. Gonzalez kick)	5-83, 2:21	7-14
Ravens	2	0:01	J. Maclin 2 yd. pass from J. Flacco (J. Tucker kick)	3-40, 0:18	7-21
Browns	3	9:21	Z. Gonzalez 38 yd. Field Goal	8-62, 2:48	10-21
Ravens	4	14:56	J. Tucker 28 yd. Field Goal	11-53, 6:19	10-24

**OFFICIALS** – Referee: Gene Steratore (114), Umpire: Roy Ellison (81), Down Judge: David Oliver (24), Line Judge: Gary Arthur (108), Side Judge: Adrian Hill (29), Field Judge: Mike Weatherford (116), Back Judge: Dino Paganelli (105)

## TEAM STATISTICS

	BROWNS	RAVENS
First Downs	20 (6-12-2)	24 (7-16-1)
Third Downs	2-12 (17%)	4-11 (36%)
Fourth Downs	1-2 (50%)	0-0 (0%)
Total Net Yards	386	337
Plays – Average	66-5.8	68-5.0
Net Yds Rushing	93	136
Rushes – Average	21-4.4	32-4.3
Net Yards Passing	293	201
Att. – Yds Lost – Gross Pass.	3-7-300	2-16-217
Passes Att. – Comp. – INT	42-20-4	34-25-1
Red Zone	0-1 (0%)	3-4 (75%)
Goal-to-Go	0-1 (0%)	2-2 (100%)
Punts – Average	4-52.3	5-47.0
Penalties – Yards	11-65	7-45
Fumbles – Lost	2-1	1-1
Time of Possession	26:36	33:24

## INDIVIDUAL STATISTICS

BROWNS											RAVENS										
RUSHING											RUSHING										
	ATT	YDS	AVG	LG	TD		ATT	YDS	AVG	LG	TD										
I. Crowell	10	37	3.7	17	0	J. Allen	14	66	4.7	37	0										
D. Kizer	5	26	5.2	13	0	A. Collins	7	42	6.0	16	0										
D. Johnson	4	21	5.3	16	0	T. West	8	22	2.8	12	1										
K. Hogan	1	5	5.0	5	0	M. Campanaro	1	5	5.0	5	0										
R. Higgins	1	4	4.0	4	0	M. Williams	1	2	2.0	2	0										
<b>Total</b>	<b>21</b>	<b>93</b>	<b>4.4</b>	<b>17</b>	<b>0</b>	J. Flacco	1	-1	-1.0	-1	0										
<b>Total</b>	<b>21</b>	<b>93</b>	<b>4.4</b>	<b>17</b>	<b>0</b>	<b>Total</b>	<b>32</b>	<b>136</b>	<b>4.3</b>	<b>37</b>	<b>1</b>										
PASSING											PASSING										
	ATT	CMP	YDS	SK/YD	TD	LG	IN	RT		ATT	CMP	YDS	SK/YD	TD	LG	IN	RT				
D. Kizer	31	15	182	2/5	0	35	3	27.3	J. Flacco	34	25	217	2/16	2	23	1	97.3				
K. Hogan	11	5	118	1/2	1	49	1	77.1	<b>Total</b>	<b>34</b>	<b>25</b>	<b>217</b>	<b>2/16</b>	<b>2</b>	<b>23</b>	<b>1</b>	<b>97.3</b>				
<b>Total</b>	<b>42</b>	<b>20</b>	<b>300</b>	<b>3/7</b>	<b>1</b>	<b>49</b>	<b>4</b>	<b>39.9</b>	<b>Total</b>	<b>34</b>	<b>25</b>	<b>217</b>	<b>2/16</b>	<b>2</b>	<b>23</b>	<b>1</b>	<b>97.3</b>				
RECEIVING											RECEIVING										
	REC	YDS	AVG	LG	TD		REC	YDS	AVG	LG	TD										
R. Higgins	7	95	13.6	35	0	B. Watson	8	91	11.4	23	0										
D. Johnson	3	59	19.7	34	0	J. Allen	5	35	7.0	11	1										
D. Njoku	3	27	9.0	23	1	J. Maclin	4	31	7.8	19	1										
S. DeValve	2	61	30.5	49	0	M. Williams	4	21	5.3	13	0										
R. Louis	2	27	13.5	24	0	T. West	2	23	11.5	15	0										
R. Telfer	1	20	20.0	20	0	N. Boyle	1	9	9.0	9	0										
C. Coleman	1	9	9.0	9	0	M. Wallace	1	7	7.0	7	0										
K. Britt	1	2	2.0	2	0	<b>Total</b>	<b>25</b>	<b>217</b>	<b>8.7</b>	<b>23</b>	<b>2</b>										
<b>Total</b>	<b>20</b>	<b>300</b>	<b>15.0</b>	<b>49</b>	<b>1</b>	<b>Total</b>	<b>25</b>	<b>217</b>	<b>8.7</b>	<b>23</b>	<b>2</b>										
INTERCEPTIONS											INTERCEPTIONS										
	NO	YDS	AVG	LG	TD		NO	YDS	AVG	LG	TD										
J. McCourty	1	0	0.0	0	0	T. Bowser	1	27	27.0	27	0										
<b>Total</b>	<b>1</b>	<b>0</b>	<b>0.0</b>	<b>0</b>	<b>0</b>	B. Carr	1	4	4.0	4	0										
<b>Total</b>	<b>1</b>	<b>0</b>	<b>0.0</b>	<b>0</b>	<b>0</b>	E. Weddle	1	2	2.0	2	0										
<b>Total</b>	<b>1</b>	<b>0</b>	<b>0.0</b>	<b>0</b>	<b>0</b>	L. Webb	1	0	0.0	0	0										
<b>Total</b>	<b>1</b>	<b>0</b>	<b>0.0</b>	<b>0</b>	<b>0</b>	<b>Total</b>	<b>4</b>	<b>33</b>	<b>8.3</b>	<b>27</b>	<b>0</b>										
SACKS											SACKS										
J. Burgess 1-9, C. Kirksey 1-7											T. Suggs 1-4, T. Bowser 1-2, P. Onwuasor 1-1										
TACKLES (TOP 3)											TACKLES (TOP 3)										
J. Taylor 9 (8 solo), C. Kirksey 9 (6 solo), J. Collins 7 (7 solo)											C. Mosley 10 (8 solo), T. Jefferson 5 (4 solo), L. Webb 4 (4 solo), E. Weddle 4 (4 solo)										





# GAME 3: JAGUARS 44, RAVENS 7

Baltimore (2-1) - Jacksonville (2-1)

Sunday, September 24, 2017 - 9:35 AM ET - Wembley Stadium - London, England

Weather: 70°, Partly Cloudy, Wind SE 10 mph - Attendance: 84,592 - Time: 2:49



The Ravens failed in their first-ever game out of the United States, dropping a 44-7 decision to the "host" Jaguars at London's historic Wembley Stadium. (Jacksonville won in London for the third-consecutive year.) The Ravens produced just 186 yards of total offense (12 first downs), -1 in the first quarter and only 15 yards in the first half. The Ravens' lone score, a QB Ryan Mallett 6-yard toss to TE Benjamin Watson, came with 3:24 left in the contest, avoiding the shutout. The Ravens turned the ball over three times, all leading to Jaguars' touchdowns. QB Joe Flacco, who was 8-of-18 for 28 yards, threw 2 interceptions, the first to CB A.J. Buoye in the second quarter that led to a QB Blake Bortles-to-WR Allen Hurns 5-yard touchdown. Flacco's second INT was grabbed by CB Jalen Ramsey in the third period. (Two plays later, Bortles hit TE Mercedes Lewis with a 30-yard TD strike.) That was the first of 3 Bortles-to-Lewis scores in the game. Baltimore's final turnover came when RB Terrance West fumbled in the third quarter. LB Telvin Smith scooped up that ball and raced to the Baltimore 2-yard line. Two plays later, Bortles found Lewis for a 4-yard TD. The Jaguars jumped to a 20-0 halftime lead, which they increased to 44-0 early in the fourth quarter. With the score 37-0, the Jaguars faked a punt with RB Corey Grant racing 58 yards to the Ravens' 4-yard line. RB Leonard Fournette produced a TD (4-yard run) on the next play. The Ravens' defense, which had surrendered just 10 points in the season's first two games, allowed 410 yards. Bortles was 20-of-31 for 244 yards, and the Jaguars ran for 166 more (4.7 average). Ravens RB Alex Collins rushed for 82 yards on 9 carries.

## BALTIMORE RAVENS (Head Coach: John Harbaugh)

### OFFENSE

TE	82	B. Watson
WR	18	J. Maclin
LT	79	R. Stanley
LG	74	J. Hurst
C	66	R. Jensen
RG	68	M. Skura
RT	77	A. Howard
TE	86	N. Boyle
WR	17	M. Wallace
QB	5	J. Flacco
RB	28	T. West

### DEFENSE

DT	90	Z. Smith
NT	97	M. Pierce
DE	96	B. Urban
RUSH	55	T. Suggs
MLB	57	C. Mosley
WLB	48	P. Onwuasor
DB	21	L. Webb
LCB	24	B. Carr
SS	23	T. Jefferson
FS	32	E. Weddle
RCB	22	J. Smith

## JACKSONVILLE JAGUARS (Head Coach: Doug Marrone)

### OFFENSE

WR	11	M. Lee
LT	74	C. Robinson
LG	77	P. Omahmeh
C	65	B. Linder
RG	60	A. Cann
RT	78	J. Parnell
TE	89	M. Lewis
WR	88	A. Hurns
WR	84	K. Cole
QB	5	B. Bortles
RB	27	L. Fournette

### DEFENSE

DE	91	Y. Ngakoue
DT	95	A. Jones
DT	97	M. Jackson
DE	93	C. Campbell
WLB	50	T. Smith
MLB	51	P. Posluszny
SLB	44	M. Jack
LCB	20	J. Ramsey
FS	39	T. Gipson
SS	42	B. Church
RCB	21	A. Bouye

## GAME SUMMARY

	1	2	3	4	OT	TOTAL	FIELD GOALS (MADE) & MISSED
BALTIMORE	0	0	0	7	-	7	None
JACKSONVILLE	10	13	14	7	-	44	J. Myers (23, 45, 29)

TEAM	QTR	TIME	PLAY DESCRIPTION (extra point)	DRIVE	SCORE
Jaguars	1	9:05	J. Myers 23 yd. Field Goal	9-58, 4:27	0-3
Jaguars	1	3:32	M. Lewis 17 yd. pass from B. Bortles (J. Myers kick)	7-80, 3:53	0-10
Jaguars	2	10:49	J. Myers 45 yd. Field Goal	10-34, 6:16	0-13
Jaguars	2	4:55	A. Hurns 5 yd. pass from B. Bortles (J. Myers kick)	8-28, 3:11	0-20
Jaguars	2	0:38	J. Myers 29 yd. Field Goal	9-66, 2:15	0-23
Jaguars	3	9:42	M. Lewis 30 yd. pass from B. Bortles (J. Myers kick)	2-32, 0:43	0-30
Jaguars	3	7:48	M. Lewis 4 yd. pass from B. Bortles (J. Myers kick)	2-2, 0:25	0-37
Jaguars	4	14:56	L. Fournette 3 yd. run (J. Myers kick)	7-85, 3:28	0-44
Ravens	4	3:24	B. Watson 6 yd. pass from R. Mallett (J. Tucker kick)	9-76, 5:09	7-44

**OFFICIALS** – Referee: Peter Morelli (135), Umpire: Bryan Neale (92), Down Judge: Steve Stelljes (22), Line Judge: Tim Podraza (47), Side Judge: Boris Cheek (41), Field Judge: Bradley Rogers (126), Back Judge: Gregory Steed (12)

## TEAM STATISTICS

	RAVENS	JAGUARS
First Downs	12 (6-4-2)	24 (7-13-4)
Third Downs	3-11 (27%)	3-12 (25%)
Fourth Downs	0-1 (0%)	2-2 (100%)
Total Net Yards	186	410
Plays – Average	54-3.4	68-6.0
Net Yds Rushing	134	166
Rushes – Average	25-5.4	35-4.7
Net Yards Passing	52	244
Att. – Yds Lost – Gross Pass.	2-12-64	0-0-244
Passes Att. – Comp. – INT	27-14-2	33-20-0
Red Zone	1-1 (100%)	4-6 (67%)
Goal-to-Go	0-0 (0%)	3-3 (100%)
Punts – Average	7-44.4	3-50.0
Penalties – Yards	10-88	9-70
Fumbles – Lost	1-1	0-0
Time of Possession	25:57	34:03

## INDIVIDUAL STATISTICS

RAVENS											JAGUARS										
RUSHING											RUSHING										
	ATT	YDS	AVG	LG	TD		ATT	YDS	AVG	LG	TD										
A. Collins	9	82	9.1	19	0	C. Grant	6	75	12.5	58	0										
T. West	6	26	4.3	10	0	L. Fournette	17	59	3.5	15	1										
J. Allen	8	15	1.9	4	0	B. Bortles	3	18	6.0	9	0										
M. Campanaro	1	7	7.0	7	0	C. Ivory	6	17	2.8	9	0										
M. Wallace	1	4	4.0	4	0	C. Henne	3	-3	-1.0	-1	0										
<b>Total</b>	<b>25</b>	<b>134</b>	<b>5.4</b>	<b>19</b>	<b>0</b>	<b>Total</b>	<b>35</b>	<b>166</b>	<b>4.7</b>	<b>58</b>	<b>1</b>										
PASSING											PASSING										
	ATT	CMP	YDS	SK/YD	TD	LG	IN	RT		ATT	CMP	YDS	SK/YD	TD	LG	IN	RT				
J. Flacco	18	8	28	2/12	0	8	2	12.0	B. Bortles	31	20	244	0/0	4	35	0	128.2				
R. Mallett	9	6	36	0/0	1	8	0	111.3	C. Henne	2	0	0	0/0	0	0	0	39.6				
<b>Total</b>	<b>27</b>	<b>14</b>	<b>64</b>	<b>2/12</b>	<b>1</b>	<b>8</b>	<b>2</b>	<b>39.3</b>	<b>Total</b>	<b>33</b>	<b>20</b>	<b>244</b>	<b>0/0</b>	<b>4</b>	<b>35</b>	<b>0</b>	<b>123.0</b>				
RECEIVING											RECEIVING										
	REC	YDS	AVG	LG	TD		REC	YDS	AVG	LG	TD										
J. Allen	5	13	2.6	6	0	M. Lee	4	65	16.3	35	0										
B. Watson	3	12	4.0	6	1	M. Lewis	4	62	15.5	30	3										
N. Boyle	2	14	7.0	7	0	L. Fournette	3	21	7.0	10	0										
J. Maclin	1	8	8.0	8	0	A. Hurns	3	20	6.7	9	1										
C. Matthews	1	8	8.0	8	0	C. Ivory	2	25	12.5	14	0										
M. Wallace	1	6	6.0	6	0	C. Grant	1	18	18.0	18	0										
M. Campanaro	1	3	3.0	3	0	K. Cole	1	13	13.0	13	0										
<b>Total</b>	<b>14</b>	<b>64</b>	<b>4.6</b>	<b>8</b>	<b>1</b>	J. O'Shaughnessy	1	12	12.0	12	0										
<b>Total</b>	<b>14</b>	<b>64</b>	<b>4.6</b>	<b>8</b>	<b>1</b>	T. Bohanon	1	8	8.0	8	0										
INTERCEPTIONS											INTERCEPTIONS										
	NO	YDS	AVG	LG	TD		NO	YDS	AVG	LG	TD										
<b>Total</b>	<b>0</b>	<b>0</b>	<b>0</b>	<b>0</b>	<b>0</b>	A. Bouye	1	19	19.0	19	0										
<b>Total</b>	<b>0</b>	<b>0</b>	<b>0</b>	<b>0</b>	<b>0</b>	J. Ramsey	1	1	1.0	1	0										
<b>Total</b>	<b>0</b>	<b>0</b>	<b>0</b>	<b>0</b>	<b>0</b>	<b>Total</b>	<b>2</b>	<b>20</b>	<b>10.0</b>	<b>19</b>	<b>0</b>										
SACKS											SACKS										
None											D. Fowler 1-5, C. Campbell 0.5-3.5, M. Jackson 0.5-3.5										
TACKLES (TOP 3)											TACKLES (TOP 3)										
C. Mosley 8 (8 solo), P. Onwuasor 7 (6 solo), W. Henry 5 (4 solo)											T. Smith 7 (7 solo), M. Jack 4 (4 solo), Two tied at 3										



# GAME 4: STEELERS 26, RAVENS 9

Baltimore (2-2) - Pittsburgh (3-1)

Sunday, October 1, 2017 - 1:02 PM ET - M&T Bank Stadium - Baltimore

Weather: 64°, Cloudy, Wind N 6 mph - Attendance: 71,126 - Time: 3:16



For the second-straight week, Baltimore struggled in the first half, falling behind 19-0, on its way to a 26-9 home loss to the rival Steelers at M&T Bank Stadium. Pittsburgh moved into first place in the AFC North with a 3-1 mark, while the Ravens, losers of two in a row, dropped to 2-2. Down 19-3, the Ravens rallied, orchestrating consecutive scoring drives in the third quarter, including a K Justin Tucker 42-yard FG and a QB Joe Flacco-to-WR Mike Wallace 16-yard TD strike. When RB Terrance West converted the 2-point play, the score was 19-11. However, an official's review reversed the West points, and that made the difference 10 at 19-9. Flacco then produced two fourth-quarter interceptions, the first to LB Ryan Shazier and the second to CB Mike Hilton. On Pittsburgh's first possession of the game, which ended with a K Chris Boswell 31-yard FG, the Steelers held the ball 10:23 on a 16-play, 84-yard drive. Boswell's second FG (49 yards) gave the visitors a 6-0 lead in the second quarter. After a fumble by Ravens' RB Alex Collins at the Baltimore 28-yard line, the Steelers scored the game's first TD on a 1-yard RB Le'Veon Bell run. After a 3-and-out by the Ravens' offense, the Steelers scored again on an 11-yard QB Ben Roethlisberger TD throw to WR JuJu Smith-Schuster. A 2-point conversion failed, making the score 19-0 after two quarters. The game's final TD came on another Bell 1-yard TD score with 2:26 remaining in the contest. Bell finished the game with 144 rushing yards (4.1 avg.) and added 4 catches for 42 yards. "Big Ben" was 18-of-30 for 216 yards. Collins led the Ravens with 82 yards on 9 rushes, while Wallace's 6 catches for 55 yards were tops in both categories in the game. Flacco was 31-of-49 for 235 yards and was sacked 4 times. The Steelers decidedly owned the time-of-possession edge, 35:29 to 24:31.

## PITTSBURGH STEELERS (Head Coach: Mike Tomlin)

### OFFENSE

WR	84	A. Brown
LT	78	A. Villanueva
LG	73	R. Foster
C	53	M. Pouncey
RG	66	D. DeCastro
RT	74	C. Hubbard
TE	89	V. McDonald
TE	67	B. Finney
FB	45	R. Nix
QB	7	B. Roethlisberger
RB	26	L. Bell

### DEFENSE

LDE	97	C. Heyward
NT	79	J. Hargrave
RDE	91	S. Tuitt
LOLB	48	B. Dupree
LILB	50	R. Shazier
RILB	98	V. Williams
ROLB	90	T. Watt
LCB	21	J. Haden
FS	27	J. Wilcox
SS	28	S. Davis
RCB	25	A. Burns

## BALTIMORE RAVENS (Head Coach: John Harbaugh)

### OFFENSE

WR	18	J. Maclin
WR	17	M. Wallace
LT	79	R. Stanley
LG	74	J. Hurst
C	66	R. Jensen
RG	68	M. Skura
RT	77	A. Howard
TE	82	B. Watson
TE	86	N. Boyle
QB	5	J. Flacco
RB	34	A. Collins

### DEFENSE

DE	92	B. Kaufusi
NT	97	M. Pierce
DT	94	C. Davis
RUSH	55	T. Suggs
MLB	57	C. Mosley
WLB	51	K. Correa
SLB	99	M. Judon
LCB	24	B. Carr
SS	23	T. Jefferson
FS	32	E. Weddle
RCB	22	J. Smith

## GAME SUMMARY

	1	2	3	4	OT	TOTAL	FIELD GOALS (MADE) & MISSED
PITTSBURGH	3	16	0	7	-	26	C. Boswell (31, 49) 44 WL
BALTIMORE	0	0	9	0	-	9	J. Tucker 62SH (42)

TEAM	QTR	TIME	PLAY DESCRIPTION (extra point)	DRIVE	SCORE
Steelers	1	0:22	C. Boswell 31 yd. Field Goal	16-84, 10:23	3-0
Steelers	2	7:25	C. Boswell 49 yd. Field Goal	9-15, 2:59	6-0
Steelers	2	3:24	L. Bell 1 yd. run (C. Boswell kick)	6-28, 2:24	13-0
Steelers	2	0:38	J. Smith-Schuster 7 yd. pass from B. Roethlisberger (pass failed)	8-70, 1:35	19-0
Ravens	3	12:32	J. Tucker 42 yd. Field Goal	4--6, 0:52	19-3
Ravens	3	6:02	M. Wallace 16 yd. pass from J. Flacco (run failed)	3-66, 1:03	19-9
Steelers	4	2:26	L. Bell 1 yd. run (C. Boswell kick)	7-49, 3:11	26-9

**OFFICIALS** – Referee: Walt Anderson (66), Umpire: Carl Paganelli (124), Down Judge: Jerod Phillips (6), Line Judge: Byron Boston (18), Side Judge: Laird Hayes (125), Field Judge: Rick Patterson (15), Back Judge: Gregory Wilson (119)

TEAM STATISTICS		STEELERS	RAVENS	INDIVIDUAL STATISTICS	
<b>First Downs</b>		22 (10-10-2)	18 (4-14-0)	<b>STEELERS</b>	
<b>Third Downs</b>		7-15 (47%)	5-13 (38%)	<b>RUSHING</b>	<b>RAVENS</b>
<b>Fourth Downs</b>		0-0 (0%)	0-2 (0%)	ATT	ATT
<b>Total Net Yards</b>		381	288	YDS	YDS
<b>Plays - Average</b>		73-5.2	68-4.2	AVG	AVG
<b>Net Yds Rushing</b>		173	82	LG	LG
<b>Rushes - Average</b>		42-4.1	15-5.5	TD	TD
<b>Net Yards Passing</b>		208	206	IN	IN
<b>Att. - Yds Lost - Gross Pass.</b>		1-8-216	4-29-235	RT	RT
<b>Passes Att. - Comp. - INT</b>		30-18-1	49-31-2	<b>PASSING</b>	
<b>Red Zone</b>		3-5 (60%)	1-3 (33%)	ATT	ATT
<b>Goal-to-Go</b>		2-2 (100%)	0-0 (0%)	CMP	CMP
<b>Punts - Average</b>		4-37.5	5-44.4	YDS	YDS
<b>Penalties - Yards</b>		8-60	6-55	SK/YD	SK/YD
<b>Fumbles - Lost</b>		1-0	3-1	TD	TD
<b>Time of Possession</b>		35:29	24:31	LG	LG
				IN	IN
				RT	RT
				<b>RECEIVING</b>	
				REC	REC
				YDS	YDS
				AVG	AVG
				LG	LG
				TD	TD
				<b>INTERCEPTIONS</b>	
				NO	NO
				YDS	YDS
				AVG	AVG
				LG	LG
				TD	TD
				<b>SACKS</b>	
				C. Heyward 2-14, M. Hilton 1-6, B. Dupree 1-9	
				<b>TACKLES (TOP 3)</b>	
				R. Shazier 11 (10 solo), S. Davis 5 (5 solo), T. Watt 4 (4 solo), A. Burns 4 (4 solo)	
				<b>SACKS</b>	
				L. Webb 1-8	
				<b>TACKLES (TOP 3)</b>	
				C. Mosley 12 (10 solo), E. Weddle 8 (4 solo), M. Pierce 7 (5 solo)	



# GAME 5: RAVENS 30, RAIDERS 17

Baltimore (3-2) • Oakland (2-3)



Sunday, October 8, 2017 • 4:05 PM ET • Oakland-Alameda County Coliseum • Oakland  
Weather: 72°, Sunny, Wind WNW 8 mph • Attendance: 54,980 • Time: 2:51

The Ravens opened a 21-3 early second-quarter lead on their way to an impressive 30-17 win in Oakland. The victory stopped a two-game Baltimore losing streak and put the Ravens in a first-place tie with Pittsburgh (both 3-2) in the AFC North. QB Joe Flacco set the tone for the day when he hit WR Mike Wallace with a 52-yard bolt on the Ravens' first offensive play of the game. Four snaps later, TE Vince Mayle scored on a 2-yard sweep to give the Ravens a 7-0 lead. On the following series, CB Jimmy Smith picked up a TE Jared Cook fumble, caused by LB Patrick Onwuasor, and raced 47 yards for a 14-0 lead in the game's first four minutes. After K Giorgio Tavecchio's 32-yard FG, the Ravens produced a 15-play, 75-yard TD drive that finished with a RB Javorius Allen 1-yard TD (21-3). After QB E.J. Manuel, who replaced the injured QB Derek Carr, found WR Michael Crabtree for a 41-yard TD, Baltimore produced another long drive (8 plays) that ended with a 22-yard K Justin Tucker FG, producing a 24-10 halftime score. Oakland stormed back in the third quarter to get within 7 (24-17) on a 3-yard RB Marshawn Lynch TD. Once again, the Ravens responded with an important scoring series that ended with a 21-yard Tucker FG to put the lead back at 10 (27-17) early in the final quarter. Tucker then made the final margin 13 with a 44-yard FG with 2:24 remaining in the contest. Flacco's efficient outing included 19 completions on 26 attempts for 222 yards, including 3 to Wallace for 133 yards. Allen rushed 21 times for 73 yards, while RB Alex Collins produced 55 yards on 12 carries. The Ravens limited Lynch to 43 yards on 12 rushes. Crabtree led the Raiders with 6 receptions for 82, while Manuel was 13-of-26 for 159 yards. Baltimore had only 1 penalty for the game.

## BALTIMORE RAVENS (Head Coach: John Harbaugh)

OFFENSE		DEFENSE	
TE 82	B. Watson	DE 90	Z. Smith
WR 18	J. Maclin	NT 97	M. Pierce
LT 79	R. Stanley	DT 94	C. Davis
LG 74	J. Hurst	RUSH 55	T. Suggs
C 66	R. Jensen	MLB 57	C. Mosley
RG 68	M. Skura	WLB 48	P. Onwuasor
RT 77	A. Howard	DB 29	M. Humphrey
TE 86	N. Boyle	LCB 24	B. Carr
WR 17	M. Wallace	SS 23	T. Jefferson
QB 5	J. Flacco	FS 32	E. Weddle
RB 28	T. West	RCB 22	J. Smith

## OAKLAND RAIDERS (Head Coach: Jack Del Rio)

OFFENSE		DEFENSE	
WR 15	M. Crabtree	DE 97	M. Edwards
LT 72	D. Penn	DT 94	E. Vanderdoes
LG 70	K. Osemele	NT 78	J. Ellis
C 61	R. Hudson	DE 52	K. Mack
RG 76	J. Feliciano	SLB 51	B. Irvin
RT 73	M. Newhouse	MLB 55	M. Lee
TE 87	J. Cook	WLB 57	C. James
TE 89	A. Cooper	LCB 38	T. Carrie
QB 3	E. Manuel	RCB 21	S. Smith
RB 24	M. Lynch	FS 27	R. Nelson
WR 10	S. Roberts	SS 42	K. Joseph

## GAME SUMMARY

	1	2	3	4	OT	TOTAL	FIELD GOALS (MADE) & MISSED
BALTIMORE	14	10	0	6	-	30	J. Tucker (22, 21, 44)
OAKLAND	3	7	7	0	-	17	G. Tavecchio (32)

TEAM	QTR	TIME	PLAY DESCRIPTION (extra point)	DRIVE	SCORE
Ravens	1	12:45	V. Mayle 2 yd. run (J. Tucker kick)	5-75, 2:15	7-0
Ravens	1	11:10	J. Smith 47 yd. fumble return (J. Tucker kick)		14-0
Raiders	1	5:07	G. Tavecchio 32 yd. Field Goal	12-61, 6:03	14-3
Ravens	2	11:57	J. Allen 1 yd. run (J. Tucker kick)	15-75, 8:10	21-3
Raiders	2	9:11	M. Crabtree 41 yd. pass from E. Manuel (G. Tavecchio kick)	6-75, 2:46	21-10
Ravens	2	5:18	J. Tucker 22 yd. Field Goal	8-70, 3:53	24-10
Raiders	3	3:46	M. Lynch 3 yd. run (G. Tavecchio kick)	12-65, 4:42	24-17
Ravens	4	13:10	J. Tucker 21 yd. Field Goal	12-72, 5:36	27-17
Ravens	4	2:24	J. Tucker 44 yd. Field Goal	13-54, 6:26	30-17

**OFFICIALS** – Referee: Brad Allen (122), Umpire: Fred Bryan (11), Down Judge: Jim Mello (48), Line Judge: Brian Bolinger (40), Side Judge: Dyrol Prioleau (109), Field Judge: Tom Hill (97), Back Judge: Shawn Hochuli (83)

## TEAM STATISTICS

	RAVENS	RAIDERS
First Downs	19 (11-8-0)	15 (7-8-0)
Third Downs	7-14 (50%)	6-12 (50%)
Fourth Downs	0-0 (0%)	0-1 (0%)
Total Net Yards	365	245
Plays – Average	65-5.6	54-4.5
Net Yds Rushing	143	108
Rushes – Average	39-3.7	25-4.3
Net Yards Passing	222	137
Att. – Yds Lost – Gross Pass.	0-0-222	3-22-159
Passes Att. – Comp. – INT	26-19-0	26-13-0
Red Zone	2-5 (40%)	1-2 (50%)
Goal-to-Go	2-4 (50%)	1-1 (100%)
Punts – Average	3-39.0	4-49.3
Penalties – Yards	1-5	3-24
Fumbles – Lost	1-0	1-1
Time of Possession	33:43	26:17

## INDIVIDUAL STATISTICS

RAVENS						RAIDERS											
<b>RUSHING</b>	ATT	YDS	AVG	LG	TD	<b>RUSHING</b>	ATT	YDS	AVG	LG	TD						
J. Allen	21	73	3.5	9	1	M. Lynch	12	43	3.6	9	1						
A. Collins	12	55	4.6	25	0	J. Richard	9	37	4.1	14	0						
T. West	2	17	8.5	13	0	E. Manuel	2	15	7.5	10	0						
V. Mayle	1	2	2.0	2	1	J. Olawale	2	13	6.5	11	0						
J. Flacco	3	-4	-1.3	-1	0												
<b>Total</b>	<b>39</b>	<b>143</b>	<b>3.7</b>	<b>25</b>	<b>2</b>	<b>Total</b>	<b>25</b>	<b>108</b>	<b>4.3</b>	<b>14</b>	<b>1</b>						
<b>PASSING</b>	ATT	CMP	YDS	SK/YD	TD	LG	IN	RT	<b>PASSING</b>	ATT	CMP	YDS	SK/YD	TD	LG	IN	RT
J. Flacco	26	19	222	0/0	0	54	0	98.6	E. Manuel	26	13	159	3/22	1	41	0	82.1
<b>Total</b>	<b>26</b>	<b>19</b>	<b>222</b>	<b>0/0</b>	<b>0</b>	<b>54</b>	<b>0</b>	<b>98.6</b>	<b>Total</b>	<b>26</b>	<b>13</b>	<b>159</b>	<b>3/22</b>	<b>1</b>	<b>41</b>	<b>0</b>	<b>82.1</b>
<b>RECEIVING</b>	REC	YDS	AVG	LG	TD	<b>RECEIVING</b>	REC	YDS	AVG	LG	TD						
J. Maclin	6	43	7.2	14	0	M. Crabtree	6	82	13.7	41	1						
J. Allen	4	12	3.0	8	0	J. Cook	3	25	8.3	17	0						
M. Wallace	3	133	44.3	54	0	S. Roberts	2	34	17.0	22	0						
B. Perriman	2	15	7.5	13	0	M. Lynch	1	10	10.0	10	0						
B. Watson	2	2	1.0	4	0	A. Cooper	1	8	8.0	8	0						
N. Boyle	1	9	9.0	9	0												
M. Campanaro	1	8	8.0	8	0												
<b>Total</b>	<b>19</b>	<b>222</b>	<b>11.7</b>	<b>54</b>	<b>0</b>	<b>Total</b>	<b>13</b>	<b>159</b>	<b>12.2</b>	<b>41</b>	<b>1</b>						
<b>INTERCEPTIONS</b>	NO	YDS	AVG	LG	TD	<b>INTERCEPTIONS</b>	NO	YDS	AVG	LG	TD						
None						None											
<b>Total</b>	<b>0</b>	<b>0</b>	<b>0.0</b>	<b>0</b>	<b>0</b>	<b>Total</b>	<b>0</b>	<b>0</b>	<b>0.0</b>	<b>0</b>	<b>0</b>						
<b>SACKS</b>	A. Levine Sr. 1-8, T. Jefferson 1-8, T. Suggs 1-6						<b>SACKS</b>	None									
<b>TACKLES (TOP 3)</b>	E. Weddle 7 (4 solo), C. Mosley 6 (3 solo), W. Henry 5 (3 solo), P. Onwuasor 5 (3 solo)						<b>TACKLES (TOP 3)</b>	K. Joseph 9 (6 solo), K. Mack 8 (6 solo), T. Carrie 7 (6 solo)									





# GAME 6: BEARS 27, RAVENS 24 (OT)

## Baltimore (3-3) • Chicago (2-4)



Sunday, October 15, 2017 • 1:02 PM ET • M&T Bank Stadium • Baltimore  
Weather: 69°, Partly Cloudy, Wind S 7 mph • Attendance: 70,616 • Time: 3:26

A dramatic comeback by the Ravens fell short when the Bears won in overtime, 27-24. Two Baltimore special teams' TDs, including a 77-yard punt return by WR Michael Campanaro that tied the game with 1:37 left in regulation, helped the Ravens rebound from a 17-3, third-quarter deficit. However, K Connor Barth kicked a 40-yard FG with 2:08 remaining in OT to lift the visiting Bears to victory. Chicago rode a defense that created 3 turnovers, including 2 INTs that were converted into TDs. (Both INTs came off passes that deflected off Ravens receivers.) The Bears also depended on a run-driven offense that featured 231 rushing yards, the most ever in a game against the Ravens, including 167 by RB Jordan Howard, whose 53-yard run in OT helped set up the winning FG. After a scoreless first quarter, the Bears took a 3-0 lead on a 24-yard Barth FG. Chicago then used a 21-yard halfback pass from RB Tarik Cohen to TE Zach Miller for the game's first TD and a 10-0 lead. Ravens K Justin Tucker's 27-yard FG made the score 10-3 at the half. Rookie QB Mitchell Trubisky, starting the first road game of his career, threw a 27-yard TD to TE Dion Sims to push the Bears' lead to 17-3 in the third period. Ravens RB Bobby Rainey, who had been signed earlier in the week, then brought the home crowd to life with a 96-yard kick return for a score (17-10). (It was the first time in team history that the Ravens returned both a kickoff and punt for touchdowns in the same game.) A 31-yard FG by Tucker brought the Ravens within 4 (17-13) with 11:26 left in the game. Chicago's S Adrian Amos then grabbed a deflected pass off WR Chris Moore and raced 90 yards to the end zone, making the score 24-13 with 5:08 remaining. A 50-yard Tucker FG got the Ravens within 8 (24-16) with 2:56 showing on the clock. Campanaro's punt return, followed by QB Joe Flacco's 2-point conversion to TE Nick Boyle, tied the game at 24 at the end of the fourth quarter. The Ravens had the ball at their 40 on their lone possession in the overtime, but failed to gain a first down. The Bears then used the long run by Howard to move the ball to Baltimore's 40. Trubisky, who completed just 8 of 16 for 113 yards, hit WR Kendall Wright with an 18-yard first-down throw to the Ravens' 23 on a third-and-11 to set up the winning FG.

### CHICAGO BEARS (Head Coach: John Fox)

OFFENSE			DEFENSE		
TE	88	D. Sims	DE	96	A. Hicks
WR	19	T. Gentry	NT	91	E. Goldman
RT	70	B. Massie	DE	98	M. Unrein
RG	75	K. Long	OLB	93	S. Acho
C	65	C. Whitehair	ILB	52	C. Jones
LG	71	J. Sitton	ILB	59	D. Trevathan
LT	72	C. Leno	OLB	94	L. Floyd
TE	87	A. Shaheen	CB	20	P. Amukamara
QB	10	M. Trubisky	S	38	A. Amos
RB	24	Jo. Howard	S	39	E. Jackson
WR	18	T. McBride	CB	23	K. Fuller

### BALTIMORE RAVENS (Head Coach: John Harbaugh)

OFFENSE			DEFENSE		
TE	86	N. Boyle	DE	93	C. Wormley
WR	17	M. Wallace	NT	97	M. Pierce
LT	79	R. Stanley	DT	69	W. Henry
LG	74	J. Hurst	RUSH	55	T. Suggs
C	66	R. Jensen	MLB	57	C. Mosley
RG	71	J. Eluemunor	WLB	48	P. Onwuasor
RT	77	A. Howard	SLB	99	M. Judon
TE	82	B. Watson	LCB	24	B. Carr
WR	11	B. Perriman	SS	23	T. Jefferson
QB	5	J. Flacco	FS	32	E. Weddle
RB	34	A. Collins	RCB	22	J. Smith

### GAME SUMMARY

	1	2	3	4	OT	TOTAL	FIELD GOALS (MADE) & MISSED
CHICAGO	0	10	7	7	3	27	C. Barth (24, 40)
BALTIMORE	0	3	7	14	0	24	J. Tucker (27, 31, 50)

TEAM	QTR	TIME	PLAY DESCRIPTION (extra point)	DRIVE	SCORE
Bears	2	10:54	C. Barth 24 yd. Field Goal	10-60, 4:19	3-0
Bears	2	2:53	Z. Miller 21 yd. pass from T. Cohen (C. Barth kick)	2-20, 0:43	10-0
Ravens	2	0:03	J. Tucker 27 yd. Field Goal	12-55, 1:37	10-3
Bears	3	6:01	D. Sims 27 yd. pass from M. Trubisky (C. Barth kick)	7-66, 3:41	17-3
Ravens	3	5:47	B. Rainey 96 yd. kickoff return (J. Tucker kick)		17-10
Ravens	4	11:26	J. Tucker 31 yd. Field Goal	10-26, 3:58	17-13
Bears	4	5:08	A. Amos 90 yd. interception return (C. Barth kick)		24-13
Ravens	4	2:56	J. Tucker 50 yd. Field Goal	10-44, 2:12	24-16
Ravens	4	1:37	M. Campanaro 77 yd. punt return (J. Flacco-N. Boyle pass)		24-24
Bears	5	2:06	C. Barth 40 yd. Field Goal	8-71, 3:34	27-24

OFFICIALS – Referee: Ed Hochuli (85), Umpire: Shawn Smith (14), Down Judge: Greg Bradley (98), Line Judge: Rusty Baynes (59), Side Judge: Alex Kemp (55), Field Judge: Dale Shaw (104), Back Judge: Scott Helverson (93)

### TEAM STATISTICS

	BEARS	RAVENS
First Downs	18 (10-5-3)	16 (5-9-2)
Third Downs	5-17 (29%)	3-18 (17%)
Fourth Downs	0-0 (0%)	1-1 (100%)
Total Net Yards	342	291
Plays – Average	75-4.6	70-4.2
Net Yds Rushing	231	125
Rushes – Average	54-4.3	26-4.8
Net Yards Passing	111	166
Att. – Yds Lost – Gross Pass.	4-23-134	3-14-180
Passes Att. – Comp. – INT	17-9-0	41-24-2
Red Zone	0-1 (0%)	0-2 (0%)
Goal-to-Go	0-0 (0%)	0-2 (0%)
Punts – Average	9-46.7	7-55.0
Penalties – Yards	5-44	8-69
Fumbles – Lost	4-2	1-1
Time of Possession	36:45	31:09

### INDIVIDUAL STATISTICS

BEARS											RAVENS										
<b>RUSHING</b>											<b>RUSHING</b>										
Jo. Howard	36	167	4.6	53	0	A. Collins	15	74	4.9	30	0										
T. Cohen	14	32	2.3	9	0	J. Allen	10	49	4.9	12	0										
M. Trubisky	4	32	8.0	19	0	J. Flacco	1	2	2.0	2	0										
<b>Total</b>	<b>54</b>	<b>231</b>	<b>4.3</b>	<b>53</b>	<b>0</b>	<b>Total</b>	<b>26</b>	<b>125</b>	<b>4.8</b>	<b>30</b>	<b>0</b>										
<b>PASSING</b>											<b>PASSING</b>										
M. Trubisky	16	8	113	4/23	1	27	0	94.0	J. Flacco	41	24	180	3/14	0	17	2	48.8				
T. Cohen	1	1	21	0/0	1	21	0	158.3	<b>Total</b>	<b>41</b>	<b>24</b>	<b>180</b>	<b>3/14</b>	<b>0</b>	<b>17</b>	<b>2</b>	<b>48.8</b>				
<b>Total</b>	<b>17</b>	<b>9</b>	<b>134</b>	<b>4/23</b>	<b>2</b>	<b>27</b>	<b>0</b>	<b>118.3</b>													
<b>RECEIVING</b>											<b>RECEIVING</b>										
D. Sims	2	42	21.0	27	1	B. Watson	6	28	4.7	13	0										
K. Wright	2	36	18.0	18	0	C. Moore	3	44	14.7	17	0										
Z. Miller	2	25	12.5	21	1	M. Wallace	3	30	10.0	16	0										
T. Cohen	1	14	14.0	14	0	M. Campanaro	3	24	8.0	13	0										
J. Howard	1	9	9.0	9	0	J. Allen	3	17	5.7	14	0										
M. Burton	1	8	8.0	8	0	N. Boyle	2	15	7.5	12	0										
T. Gentry	0	0	0.0	0	0	B. Rainey	2	11	5.5	6	0										
<b>Total</b>	<b>9</b>	<b>134</b>	<b>14.9</b>	<b>27</b>	<b>2</b>	M. Williams	1	6	6.0	6	0										
<b>Total</b>	<b>9</b>	<b>134</b>	<b>14.9</b>	<b>27</b>	<b>2</b>	C. Matthews	1	5	5.0	5	0										
<b>INTERCEPTIONS</b>											<b>INTERCEPTIONS</b>										
A. Amos	1	90	90.0	90	1	<b>Total</b>	<b>24</b>	<b>180</b>	<b>7.5</b>	<b>17</b>	<b>0</b>										
B. Callahan	1	52	52.0	52	0																
<b>Total</b>	<b>2</b>	<b>142</b>	<b>71.0</b>	<b>90</b>	<b>1</b>																
<b>SACKS</b>											<b>SACKS</b>										
D. Trevathan 1-7, A. Hicks 1-5, P. McPhee 1-2											M. Judon 2-12, L. Webb 1-5, T. Suggs 0.5-3, W. Henry 0.5-3										
<b>TACKLES (TOP 3)</b>											<b>TACKLES (TOP 3)</b>										
A. Amos 8 (6 solo), C. Jones 8 (4 solo), 4 tied with 6											M. Judon 12 (12 solo), C. Mosley 11 (8 solo), P. Onwuasor 7 (5 solo)										



# GAME 7: VIKINGS 24, RAVENS 16

Baltimore (3-4) • Minnesota (5-2)

Sunday, October 22, 2017 • 1:02 PM ET • U.S. Bank Stadium • Minneapolis

Weather: Indoors • Attendance: 66,751 • Time: 2:48



Vikings K Kai Forbath kicked 6 field goals, RB Latavius Murray rushed for 113 yards, and the Minnesota defense suffocated the Ravens' offense in Baltimore's 24-16 loss at U.S. Bank Stadium. The Ravens played without starting wide receivers WR Jeremy Maclin (shoulder) and WR Breshad Perriman (concussion), plus reserve WR Chris Matthews (thigh). Then, WR Mike Wallace suffered a concussion on the second possession of the game, leaving the Ravens with just three healthy players at the position, one of whom (WR Griff Whalen) had signed earlier that week. The Vikings sacked QB Joe Flacco 5 times and did not allow a touchdown until the final play of the game when Flacco hit WR Chris Moore with a 13-yard scoring strike. K Justin Tucker converted 3 FGs, including a 57-yarder in the first half when neither team scored a touchdown. Baltimore took a 3-0 lead on a 48-yard Tucker FG. Forbath then blasted 52- and 51-yard FGs before Tucker's long tied the game at 6. Forbath then hit a 43-yarder with 35 seconds left in the second quarter. The Vikings opened the third period with another Forbath FG (43) to take a 12-6 lead. After a three-and-out by the Ravens, Minnesota produced its lone TD drive of the day, ending when Murray took an inside handoff and raced 29 yards to the end zone. A missed PAT made the score 18-6. The Ravens tried to rally on the following series, but fell short, settling for another Tucker FG (47). Forbath added 2 more FGs (34 and 32 yards) in the fourth quarter. The 9 FGs made in the contest tied an NFL record for most in one game. The Ravens managed just 208 yards of total offense with 68 added on the game's final drive. The Vikings produced 357 yards with 169 coming on the ground. QB Case Keenum completed 20 of 31 for 188, with TE Kyle Rudolph and WR Adam Thielen each catching 5 for 43 and 41 yards, respectively. Flacco was 27-of-39 for 186 yards, including 8 to RB Javorius Allen for only 29 yards. CB Brandon Carr stole a first-quarter INT to set up the Ravens' initial FG.

## BALTIMORE RAVENS (Head Coach: John Harbaugh)

### OFFENSE

TE	86	N. Boyle
WR	17	M. Wallace
LT	79	R. Stanley
LG	74	J. Hurst
C	66	R. Jensen
RG	71	J. Eluemunor
RT	77	A. Howard
TE	82	B. Watson
WR	10	C. Moore
QB	5	J. Flacco
RB	34	A. Collins

### DEFENSE

DE	98	B. Williams
NT	97	M. Pierce
DE	93	C. Wormley
RUSH	55	T. Suggs
MLB	57	C. Mosley
WLB	48	P. Onwuasor
SLB	99	M. Judon
LCB	24	B. Carr
SS	23	T. Jefferson
FS	32	E. Weddle
RCB	22	J. Smith

## MINNESOTA VIKINGS (Head Coach: Mike Zimmer)

### OFFENSE

WR	19	A. Thielen
LT	71	R. Reiff
LG	75	J. Sirles
C	65	P. Elflein
RG	61	J. Berger
RT	74	M. Remmers
TE	82	K. Rudolph
WR	11	L. Treadwell
QB	7	C. Keenum
TE	81	B. Bell
RB	25	L. Murray

### DEFENSE

LE	99	D. Hunter
DT	92	T. Johnson
NT	98	L. Joseph
RE	97	E. Griffen
CB	42	B. Gedeon
MLB	54	E. Kendricks
SLB	55	A. Barr
LCB	26	T. Waynes
RCB	29	X. Rhodes
SS	34	A. Sendejoo
FS	22	H. Smith

## GAME SUMMARY

	<b>1</b>	<b>2</b>	<b>3</b>	<b>4</b>	<b>OT</b>	<b>TOTAL</b>	<b>FIELD GOALS (MADE) &amp; MISSED</b>
<b>BALTIMORE</b>	<b>3</b>	<b>3</b>	<b>3</b>	<b>7</b>	<b>-</b>	<b>16</b>	<b>J. Tucker (48, 57, 47)</b>
<b>MINNESOTA</b>	<b>3</b>	<b>6</b>	<b>9</b>	<b>6</b>	<b>-</b>	<b>24</b>	<b>K. Forbath (52, 51, 43, 43, 34, 32)</b>

TEAM	QTR	TIME	PLAY DESCRIPTION (extra point)	DRIVE	SCORE
Ravens	1	8:30	J. Tucker 48 yd. Field Goal	9-35, 4:11	3-0
Vikings	1	3:39	K. Forbath 52 yd. Field Goal	12-41, 4:51	3-3
Vikings	2	12:55	K. Forbath 51 yd. Field Goal	8-38, 2:50	3-6
Ravens	2	9:56	J. Tucker 57 yd. Field Goal	6-33, 2:59	6-6
Vikings	2	0:35	K. Forbath 43 yd. Field Goal	15-60, 7:01	6-9
Vikings	3	10:53	K. Forbath 43 yd. Field Goal	7-50, 4:07	6-12
Vikings	3	7:58	L. Murray 29 yd. run (kick failed, hru)	3-45, 1:21	6-18
Ravens	3	2:58	J. Tucker 47 yd. Field Goal	10-46, 5:00	9-18
Vikings	4	11:54	K. Forbath 34 yd. Field Goal	6-35, 2:15	9-21
Vikings	4	3:03	K. Forbath 32 yd. Field Goal	12-64, 6:47	9-24
Ravens	4	0:00	C. Moore 13 yd. pass from J. Flacco (J. Tucker kick)	14-68, 3:03	16-24

**OFFICIALS** – Referee: Carl Cheffers (51), Umpire: Clay Martin (19), Down Judge: Thomas Symonette (100), Line Judge: Tom Stephan (68), Side Judge: Brad Freeman (88), Field Judge: Mearl Robinson (31), Back Judge: Jim Quirk (5)

## TEAM STATISTICS

	RAVENS	VIKINGS
First Downs	16 (4-10-2)	17 (5-11-1)
Third Downs	6-16 (38%)	7-15 (47%)
Fourth Downs	1-1 (100%)	0-0 (0%)
Total Net Yards	208	357
Plays – Average	64-3.3	64-5.6
Net Yds Rushing	64	169
Rushes – Average	20-3.2	33-5.1
Net Yards Passing	144	188
Att. – Yds Lost – Gross Pass.	5-42-186	0-0-188
Passes Att. – Comp. – INT	39-27-0	31-20-1
Red Zone	1-1 (100%)	0-3 (0%)
Goal-to-Go	0-0 (0%)	0-0 (0%)
Punts – Average	6-48.2	2-46.0
Penalties – Yards	3-15	4-47
Fumbles – Lost	3-0	0-0
Time of Possession	27:59	32:01

## INDIVIDUAL STATISTICS

RAVENS											VIKINGS										
<b>RUSHING</b>											<b>RUSHING</b>										
A. Collins	ATT	YDS	AVG	LG	TD	L. Murray	ATT	YDS	AVG	LG	TD										
J. Allen	6	20	3.3	7	0	J. McKinnon	14	47	3.4	7	0										
M. Campanaro	1	19	19.0	19	0	C. Keenum	1	9	9.0	9	0										
V. Mayle	1	0	0.0	0	0																
J. Flacco	1	0	0.0	0	0																
C. Moore	-5	-5	-5.0	-5	0																
<b>Total</b>	<b>20</b>	<b>64</b>	<b>3.2</b>	<b>19</b>	<b>0</b>	<b>Total</b>	<b>33</b>	<b>169</b>	<b>5.1</b>	<b>35</b>	<b>1</b>										
<b>PASSING</b>											<b>PASSING</b>										
J. Flacco	ATT	CMP	YDS	SK/YD	TD	LG	IN	RT	C. Keenum	ATT	CMP	YDS	SK/YD	TD	LG	IN	RT				
J. Flacco	39	27	186	5/42	1	23	0	88.2	C. Keenum	31	20	188	0/0	0	30	1	67.7				
<b>Total</b>	<b>39</b>	<b>27</b>	<b>186</b>	<b>5/42</b>	<b>1</b>	<b>23</b>	<b>0</b>	<b>88.2</b>	<b>Total</b>	<b>31</b>	<b>20</b>	<b>188</b>	<b>0/0</b>	<b>0</b>	<b>30</b>	<b>1</b>	<b>67.7</b>				
<b>RECEIVING</b>											<b>RECEIVING</b>										
J. Allen	REC	YDS	AVG	LG	TD	K. Rudolph	REC	YDS	AVG	LG	TD										
B. Watson	5	38	7.6	20	0	A. Thielen	5	41	8.2	14	0										
G. Whalen	4	23	5.8	9	0	J. Wright	3	54	18.0	30	0										
M. Campanaro	3	31	10.3	18	0	L. Treadwell	3	28	9.3	11	0										
C. Moore	2	36	18.0	23	1	J. McKinnon	3	10	3.3	9	0										
N. Boyle	2	12	6.0	8	0	C. Ham	1	12	12.0	12	0										
B. Rainey	2	8	4.0	12	0																
M. Wallace	1	9	9.0	9	0																
<b>Total</b>	<b>27</b>	<b>186</b>	<b>6.9</b>	<b>23</b>	<b>1</b>	<b>Total</b>	<b>20</b>	<b>188</b>	<b>9.4</b>	<b>30</b>	<b>0</b>										
<b>INTERCEPTIONS</b>											<b>INTERCEPTIONS</b>										
B. Carr	NO	YDS	AVG	LG	TD	B. Carr	NO	YDS	AVG	LG	TD										
B. Carr	1	33	33.0	33	0		0	0	0.0	0	0										
<b>Total</b>	<b>1</b>	<b>33</b>	<b>33.0</b>	<b>33</b>	<b>0</b>	<b>Total</b>	<b>0</b>	<b>0</b>	<b>0.0</b>	<b>0</b>	<b>0</b>										
<b>SACKS</b>											<b>SACKS</b>										
None											E. Griffen 2-16, A. Barr 1-11, D. Hunter 1-8, T. Johnson 1-7										
<b>TACKLES (TOP 3)</b>											<b>TACKLES (TOP 3)</b>										
C. Mosley 9 (6 solo), B. Carr 6 (5 solo), P. Onwuasor 6 (5 solo)											E. Kendricks 13 (10 solo), A. Barr 11 (6 solo), E. Griffen 6 (5 solo)										



# GAME 8: RAVENS 40, DOLPHINS 0

Baltimore (4-4) • Miami (4-3)

Thursday, October 26, 2017 • 8:26 PM ET • M&T Bank Stadium • Baltimore

Weather: 56°, Partly Cloudy, Wind W 9 mph • Attendance: 70,408 • Time: 3:09



The Ravens were dominant in all phases when they shut out the visiting Dolphins at M&T Bank Stadium, 40-0, in a Thursday night special. It was the Ravens' second shutout of the season and the third-largest margin of victory in team history. Baltimore's defense produced 2 fourth-quarter TDs, the first by ILB C.J. Mosley on a 63-yard theft and sprint. The second came on a 50-yard INT by CB Jimmy Smith. The Dolphins produced only 196 yards on offense, the lowest allowed by the Ravens this season. Despite RB Jay Ajayi posting a 21-yard run on his first carry, the Ravens' "D" limited Miami to 45 rushing yards. The win stopped a three-game Dolphins' winning streak. QB Joe Flacco, who was 10-of-15 for 101 yards and whose 34-yard TD pass to WR Jeremy Maclin gave the Ravens a 7-0, first-quarter lead, left the game with a concussion after being hit by LB Kiko Alonso in the second quarter. RB Alex Collins produced a career-high 113 rushing yards on 18 carries as part of the 174 ground yards by the Ravens. K Justin Tucker added FGs of 55 and 48 yards, both coming in the second quarter. QB Ryan Mallett, who replaced Flacco and was 3-of-7 for 20 yards, threw a 2-yard TD to TE Benjamin Watson at the end of the second quarter, giving the Ravens a 20-0 halftime lead. The teams were scoreless in the third quarter. Along with the 2 INTs for TDs, the Ravens added a third fourth-quarter TD when WR Chris Moore recovered a Mallett fumble in the end zone. Miami QB Matt Moore was 25-of-44 for 176. It was Baltimore's ninth-consecutive primetime triumph at home (6-0 under John Harbaugh). The Ravens' defense registered 11 tackles for loss, tying its single-season high (also 11 vs. Chicago.) DT Brandon Williams led the team with 3 TFL, posting 4 overall stops. The game is the largest shutout win (40 points) by the Ravens in their history. The next best mark is 37 points on 9/24/00 vs. Cincinnati.

## MIAMI DOLPHINS (Head Coach: Adam Gase)

OFFENSE		DEFENSE	
WR	10 K. Stills	DE	90 C. Harris
LT	67 L. Tunsil	DT	93 N. Suh
LG	77 J. Davis	DT	56 D. Godchaux
C	51 M. Pouncey	DE	91 C. Wake
RG	74 J. Bushrod	LB	47 K. Alonso
RT	70 J. James	LB	94 L. Timmons
TE	89 J. Thomas	LB	58 R. Mauluga
TE	80 A. Fasano	CB	30 C. Tankersley
QB	8 M. Moore	CB	25 X. Howard
RB	23 J. Ajayi	S	20 R. Jones
WR	14 J. Landry	S	29 N. Allen

## BALTIMORE RAVENS (Head Coach: John Harbaugh)

OFFENSE		DEFENSE	
TE	86 N. Boyle	DT	98 B. Williams
WR	18 J. Maclin	NT	97 M. Pierce
LT	79 R. Stanley	DE	94 C. Davis
LG	74 J. Hurst	RUSH	55 T. Suggs
C	66 R. Jensen	MLB	57 C. Mosley
RG	68 M. Skura	WLB	48 P. Onwuasor
RT	77 A. Howard	SLB	99 M. Judon
TE	82 B. Watson	LCB	24 B. Carr
WR	11 B. Perriman	SS	23 T. Jefferson
QB	5 J. Flacco	FS	32 E. Weddle
RB	34 A. Collins	RCB	22 J. Smith

## GAME SUMMARY

	1	2	3	4	OT	TOTAL	FIELD GOALS (MADE) & MISSED
MIAMI	0	0	0	0	0	0	C. Parkey 50WR
BALTIMORE	7	13	0	20	0	40	J. Tucker (55, 48) 46B

TEAM	QTR	TIME	PLAY DESCRIPTION (extra point)	DRIVE	SCORE
Ravens	1	8:19	J. Maclin 34 yd. pass from J. Flacco (J. Tucker kick)	3-40, 0:50	0-7
Ravens	2	13:16	J. Tucker 55 yd. Field Goal	7-35, 2:51	0-10
Ravens	2	8:02	J. Tucker 48 yd. Field Goal	8-30, 3:48	0-13
Ravens	2	1:56	B. Watson 2 yd. pass from R. Mallett (J. Tucker kick)	8-60, 3:04	0-20
Ravens	4	14:15	C. Mosley 63 yd. interception return (pass failed)		0-26
Ravens	4	6:39	C. Moore fumble recovery in end zone (J. Tucker kick)	8-38, 4:44	0-33
Ravens	4	4:28	J. Smith 50 yd. interception return (J. Tucker kick)		0-40

**OFFICIALS** – Referee: John Parry (132), Umpire: Mark Pellis (131), Down Judge: Michael Spanier (90), Line Judge: Jeff Seeman (45), Side Judge: Keith Washington (7), Field Judge: David Meslow (118), Back Judge: Perry Paganelli (46)

TEAM STATISTICS	DOLPHINS	RAVENS
First Downs	13 (3-9-1)	19 (9-7-3)
Third Downs	4-15 (27%)	3-13 (23%)
Fourth Downs	0-2 (0%)	0-0 (0%)
Total Net Yards	196	295
Plays – Average	66-3.0	62-4.8
Net Yds Rushing	45	147
Rushes – Average	19-2.4	40-4.4
Net Yards Passing	151	121
Att. – Yds Lost – Gross Pass.	3-25-176	0-0-121
Passes Att. – Comp. – INT	44-25-2	22-13-0
Red Zone	0-0 (0%)	2-2 (100%)
Goal-to-Go	0-0 (0%)	2-2 (100%)
Punts – Average	8-41.0	5-45.0
Penalties – Yards	7-43	5-40
Fumbles – Lost	0-0	1-0
Time of Possession	28:46	31:14

INDIVIDUAL STATISTICS											
DOLPHINS						RAVENS					
<b>RUSHING</b>						<b>RUSHING</b>					
	ATT	YDS	AVG	LG	TD		ATT	YDS	AVG	LG	TD
J. Ajayi	13	23	1.8	21	0	A. Collins	18	113	6.3	19	0
K. Drake	6	22	3.7	12	0	J. Allen	17	55	3.2	9	0
						J. Flacco	1	9	9.0	9	0
						R. Mallett	4	-3	-0.8	0	0
<b>Total</b>	<b>19</b>	<b>45</b>	<b>2.4</b>	<b>21</b>	<b>0</b>	<b>Total</b>	<b>40</b>	<b>174</b>	<b>4.4</b>	<b>19</b>	<b>0</b>
<b>PASSING</b>						<b>PASSING</b>					
	ATT	CMP	YDS	SK/YD	TD		ATT	CMP	YDS	SK/YD	TD
M. Moore	44	25	176	3/25	0	J. Flacco	15	10	101	0/0	1
						R. Mallett	7	3	20	0/0	1
<b>Total</b>	<b>44</b>	<b>25</b>	<b>134</b>	<b>3/25</b>	<b>0</b>	<b>Total</b>	<b>22</b>	<b>13</b>	<b>121</b>	<b>0/0</b>	<b>2</b>
<b>RECEIVING</b>						<b>RECEIVING</b>					
	REC	YDS	AVG	LG	TD		REC	YDS	AVG	LG	TD
L. Carroo	6	48	8.0	14	0	N. Boyle	4	29	7.3	12	0
K. Stills	5	65	13.0	28	0	J. Maclin	3	53	17.7	34	1
J. Landry	5	33	6.6	14	0	A. Collins	2	30	15.0	27	0
J. Ajayi	4	18	4.5	6	0	B. Watson	2	6	3.0	4	1
A. Fasano	2	11	5.5	7	0	J. Allen	1	2	2.0	2	0
J. Thomas	2	2	1.0	3	0	P. Ricard	1	1	1.0	1	0
D. Williams	1	-1	-1.0	-1	0						
<b>Total</b>	<b>25</b>	<b>176</b>	<b>7.0</b>	<b>28</b>	<b>0</b>	<b>Total</b>	<b>13</b>	<b>121</b>	<b>9.3</b>	<b>34</b>	<b>2</b>
<b>INTERCEPTIONS</b>						<b>INTERCEPTIONS</b>					
	NO	YDS	AVG	LG	TD		NO	YDS	AVG	LG	TD
						C. Mosley	1	63	63.0	63	1
						J. Smith	1	50	50.0	50	1
<b>Total</b>	<b>0</b>	<b>0</b>	<b>0</b>	<b>0</b>	<b>0</b>	<b>Total</b>	<b>2</b>	<b>113</b>	<b>56.5</b>	<b>63</b>	<b>2</b>
<b>SACKS</b>						<b>SACKS</b>					
None						A. Levine Sr. 1-8, T. Bowser 1-5, C. Mosley 0.5-6, Z. Smith 0.5-6					
<b>TACKLES (TOP 3)</b>						<b>TACKLES (TOP 3)</b>					
L. Timmons 13 (8 solo), K. Alonso 9 (8 solo), R. Jones 6 (3 solo)						B. Carr 7 (7 solo), L. Webb 5 (5 solo), Four tied with 4					





# GAME 9: TITANS 23, RAVENS 20

Baltimore (4-5) • Tennessee (5-3)

Sunday, November 5, 2017 • 1:02 PM ET • Nissan Stadium • Nashville  
Weather: 75°, Cloudy, Wind WSW 10 mph • Attendance: 67,322 • Time: 3:07



Heading into their Week 10 bye, the Ravens recorded their third loss in four games as Tennessee outlasted Baltimore, 23-20, at Nissan Stadium. The Ravens rallied in the fourth quarter with 2 Joe Flacco TD passes in the final 8:56, but the Titans scored a critical fourth-quarter touchdown of their own, which proved too much for Baltimore to overcome. The Titans jumped out to a 10-3, first-quarter lead on their opening drive with K Ryan Succop's 48-yard field goal and a QB Marcus Mariota-to-WR Rishard Matthews 16-yard touchdown. The score followed a K Justin Tucker field goal (30 yards) on the Ravens' first possession. On the Ravens' second drive, a deep ball intended for WR Breshad Perriman was intercepted by S Keith Byard, who had 2 picks in the game, and the Titans converted with the Matthews' TD. Baltimore cut the lead to 10-6 early in the second quarter with Tucker's second field goal (49 yards). Tennessee then capitalized on a Ravens' roughing the passer penalty (OLB Za'Darius Smith) when RB Derrick Henry raced into the end zone on a 1-yard run. After a failed PAT that was wide right, the Titans extended their lead to 16-6 at the half. At the end of a scoreless third quarter, Baltimore was driving and attempted its third fourth-down conversion of the day on a handoff to RB Javorius Allen up the middle, and it appeared he had gotten enough for a first down, but the ball was spotted short of the marker. The Ravens challenged the spot, but lost on the official review. Baltimore grabbed the ball right back after a S Eric Weddle INT and then scored on a Flacco-to-Allen 3-yard TD, cutting the deficit to 3 points (16-13). But the Ravens' defense failed to keep the Titans out of the end zone, as Tennessee drove 75 yards and scored on an 11-yard Mariota-to-WR Eric Decker pass. WR Mike Wallace secured a 1-yard TD pass with 0:46 seconds to go, but Tucker's onside kick attempt failed. The Ravens lost despite limiting the Titans, the NFL's eighth-ranked rushing team, to 71 yards on the ground and winning the time of possession battle 32:22 to 27:38.

## BALTIMORE RAVENS (Head Coach: John Harbaugh)

OFFENSE			DEFENSE		
TE	87	M. Williams	DE	98	B. Williams
WR	17	M. Wallace	NT	97	M. Pierce
LT	79	R. Stanley	DE	94	C. Davis
LG	74	J. Hurst	RUSH	55	T. Suggs
C	66	R. Jensen	MLB	57	C. Mosley
RG	68	M. Skura	WLB	48	P. Onwuasor
RT	77	A. Howard	SLB	99	M. Judon
TE	82	B. Watson	LCB	24	B. Carr
WR	18	J. Maclin	SS	23	T. Jefferson
QB	5	J. Flacco	FS	32	E. Weddle
RB	34	A. Collins	RCB	22	J. Smith

## TENNESSEE TITANS (Head Coach: Mike Mularkey)

OFFENSE			DEFENSE		
WR	18	R. Matthews	DE	90	D. Jones
TE	89	P. Supernaw	NT	96	S. Williams
LT	77	T. Lewan	DT	99	J. Casey
LG	62	B. Schwenke	OLB	91	D. Morgan
C	60	B. Jones	ILB	59	W. Woodyard
RG	64	J. Kline	ILB	54	A. Williamson
RT	78	J. Conklin	OLB	98	B. Orakpo
WR	84	C. Davis	CB	25	A. Jackson
QB	8	M. Mariota	SS	37	J. Cyprien
TE	81	J. Smith	FS	31	K. Byard
RB	29	D. Murray	CB	26	L. Ryan

## GAME SUMMARY

	1	2	3	4	OT	TOTAL	FIELD GOALS (MADE) & MISSED
BALTIMORE	3	3	0	14	-	20	J. Tucker (30, 49)
TENNESSEE	10	6	0	7	-	23	R. Succop (48)

TEAM	QTR	TIME	PLAY DESCRIPTION (extra point)	DRIVE	SCORE
Titans	1	10:58	R. Succop 48 yd. Field Goal	7-45, 4:02	0-3
Ravens	1	5:59	J. Tucker 30 yd. Field Goal	12-63, 4:59	3-3
Titans	1	1:04	R. Matthews 16 yd. pass from M. Mariota (R. Succop kick)	3-46, 1:21	3-10
Ravens	2	9:56	J. Tucker 49 yd. Field Goal	13-44, 6:08	6-10
Titans	2	2:24	D. Henry 1 yd. run (kick failed, wr)	7-26, 3:10	6-16
Ravens	4	8:56	J. Allen 3 yd. pass from J. Flacco (J. Tucker kick)	6-42, 2:55	13-16
Titans	4	3:58	E. Decker 11 yd. pass from M. Mariota (R. Succop kick)	9-75, 4:58	13-23
Ravens	4	0:46	M. Wallace 1 yd. pass from J. Flacco (J. Tucker kick)	16-75, 3:12	20-23

**OFFICIALS** – Referee: John Hussey (35), Umpire: Tony Michalek (115), Down Judge: Ed Walker (123), Line Judge: Ron Marinucci (107), Side Judge: Allen Baynes (56), Field Judge: Jimmy Buchanan (86), Back Judge: Keith Ferguson (61)

TEAM STATISTICS		RAVENS	TITANS	INDIVIDUAL STATISTICS																	
<b>First Downs</b>		24 (4-19-1)	14 (3-10-1)	<b>RAVENS</b>																	
<b>Third Downs</b>		6-16 (38%)	3-11 (27%)	<b>RUSHING</b>	ATT	YDS	AVG	LG	TD	<b>TITANS</b>											
<b>Fourth Downs</b>		3-4 (75%)	0-0 (0%)	A. Collins	13	43	3.3	14	0	<b>RUSHING</b>	ATT	YDS	AVG	LG	TD						
<b>Total Net Yards</b>		341	257	J. Allen	7	21	3.0	7	0	D. Henry	8	26	3.3	10	1						
<b>Plays – Average</b>		77-4.4	52-4.9	J. Flacco	1	7	7.0	7	0	A. Jackson	1	20	20.0	20	0						
<b>Net Yds Rushing</b>		73	71	B. Rainey	1	2	2.0	2	0	D. Murray	9	19	2.1	7	0						
<b>Rushes – Average</b>		22-3.3	21-3.4	<b>Total</b>	<b>22</b>	<b>73</b>	<b>3.3</b>	<b>14</b>	<b>0</b>	M. Mariota	3	6	2.0	7	0						
<b>Net Yards Passing</b>		268	186	<b>PASSING</b>	ATT	CMP	YDS	SK/YD	TD	LG	IN	RT	<b>Total</b>								
<b>Att. – Yds Lost – Gross Pass.</b>		2-9-277	3-32-218	J. Flacco	52	34	261	2/9	2	19	2	74.3	<b>21</b>	<b>71</b>	<b>3.4</b>	<b>20</b>	<b>1</b>				
<b>Passes Att. – Comp. – INT</b>		53-35-2	28-19-1	S. Koch	1	1	16	0/0	0	16	0	118.8	<b>28</b>	<b>19</b>	<b>218</b>	<b>3/32</b>	<b>2</b>	<b>29</b>	<b>1</b>	<b>100.0</b>	
<b>Red Zone</b>		2-4 (50%)	3-3 (100%)	<b>Total</b>	<b>53</b>	<b>35</b>	<b>277</b>	<b>2/9</b>	<b>2</b>	<b>19</b>	<b>2</b>	<b>75.7</b>	<b>Total</b>	<b>28</b>	<b>19</b>	<b>218</b>	<b>3/32</b>	<b>2</b>	<b>29</b>	<b>1</b>	<b>100.0</b>
<b>Goal-to-Go</b>		1-1 (100%)	1-1 (100%)	<b>RECEIVING</b>	REC	YDS	AVG	LG	TD	<b>TITANS</b>											
<b>Punts – Average</b>		4-45.0	5-51.2	J. Maclin	8	98	12.3	19	0	<b>RECEIVING</b>	REC	YDS	AVG	LG	TD						
<b>Penalties – Yards</b>		6-39	3-39	J. Allen	7	44	6.3	10	1	D. Walker	5	71	14.2	25	0						
<b>Fumbles – Lost</b>		1-0	0-0	B. Watson	7	41	5.9	16	0	R. Matthews	4	70	17.5	29	1						
<b>Time of Possession</b>		32:22	27:38	M. Wallace	4	19	4.8	8	1	E. Decker	3	21	7.0	11	1						
				M. Williams	3	29	9.7	17	0	C. Davis	2	28	14.0	23	0						
				B. Perriman	3	28	9.3	14	0	D. Murray	2	22	11.0	17	0						
				C. Moore	1	16	16.0	16	0	D. Henry	2	10	5.0	6	0						
				A. Collins	1	3	3.0	3	0	T. Taylor	1	-4	-4.0	-4	0						
				B. Rainey	1	-1	-1.0	-1	0	<b>Total</b>	<b>19</b>	<b>218</b>	<b>11.5</b>	<b>29</b>	<b>2</b>						
				<b>Total</b>	<b>35</b>	<b>277</b>	<b>7.9</b>	<b>19</b>	<b>2</b>	<b>INTERCEPTIONS</b>											
				<b>INTERCEPTIONS</b>	NO	YDS	AVG	LG	TD	E. Weddle	1	22	22.0	22	0						
				<b>SACKS</b>	M. Judon 1-10, T. Suggs 1-8, C. Davis 0.5-7, C. Mosley 0.5-7																
				<b>TACKLES (TOP 3)</b>	C. Mosley 8 (6 solo), P. Onwuasor 6 (2 solo), M. Judon 5 (4 solo)																
				<b>SACKS</b>	J. Casey 1-5, K. Klug 0.5-2, D. Morgan 0.5-2																
				<b>TACKLES (TOP 3)</b>	W. Woodyard 14 (9 solo), A. Jackson 8 (6 solo), J. Brown 6 (5 solo), L. Ryan 6 (4 solo)																



# GAME 10: RAVENS 23, PACKERS 0

Baltimore (5-5) · Green Bay (5-5)

Sunday, November 19, 2017 · 1:02 PM ET · Lambeau Field · Green Bay

Weather: 28°, Sunny, Wind WNW 14 mph · Attendance: 77,945 · Time: 3:01



The Ravens stole the ball 5 times, scoring 13 points after those turnovers, recorded 6 sacks and produced their third shutout in 10 games when they beat the Packers, 23-0, at Lambeau Field. These are the most shutouts the Ravens have registered since their historic defense claimed four in 2000. Baltimore's defense intercepted 3 QB Brett Hundley passes, including 1 by CB Jimmy Smith in the Ravens' end zone at the end of the game's opening drive. S Eric Weddle also secured an INT, as did rookie CB Marlon Humphrey, who had the first of his NFL career. QB Joe Flacco was 22-of-28 for 183 yards, including a sharp 21-yard TD strike to WR Mike Wallace on the opening series of the third quarter. That made the score 13-0 after 2 K Justin Tucker FGs (32 and 39 yards) gave the Ravens a 6-0 halftime advantage. (On two of Green Bay's third quarter possessions, the Packers attempted fourth-down conversions and were stopped by the powerful Ravens defense.) Tucker added a third FG in the final quarter, a 23-yard boot that gave the Ravens a 16-0 lead. The final points came when RB Alex Collins scored his first TD as a Raven with a 3-yard run. That score was set up by Humphrey's INT. Hundley completed 21 of 36 for 239 yards, including 8 to WR Davante Adams for 126 yards. RB Danny Woodhead, in his first game back since the season opener, led the Ravens with 5 catches for 21 yards. WRs Mike Wallace (56 yards) and Jeremy Maclin (34), along with Collins (22), had 4 receptions each. Collins added 49 rushing yards. Baltimore enjoyed outstanding field position throughout the game with P Sam Koch landing 5 punts inside the 20. OLB Terrell Suggs, OLB Matthew Judon and DT Willie Henry each produced 2 sacks. The victory was John Harbaugh's 100th overall as the Ravens' head coach.

## BALTIMORE RAVENS (Head Coach: John Harbaugh)

### OFFENSE

TE	87	M. Williams
WR	17	M. Wallace
LT	74	J. Hurst
LG	61	L. Bowanko
C	66	R. Jensen
RG	68	M. Skura
RT	77	A. Howard
TE	86	N. Boyle
WR	18	J. Maclin
QB	5	J. Flacco
RB	34	A. Collins

### DEFENSE

DT	98	B. Williams
DT	69	W. Henry
RUSH	55	T. Suggs
MLB	57	C. Mosley
WLB	48	P. Onwuasor
SLB	90	Z. Smith
DB	26	M. Canady
LCB	24	B. Carr
SS	23	T. Jefferson
FS	32	E. Weddle
RCB	22	J. Smith

## GREEN BAY PACKERS (Head Coach: Mike McCarthy)

### OFFENSE

WR	87	J. Nelson
LT	69	D. Bakhtiari
LG	65	L. Taylor
C	63	C. Linsley
RG	73	J. Evans
RT	64	J. McCray
TE	84	L. Kendricks
WR	18	R. Cobb
WR	17	D. Adams
QB	7	B. Hundley
RB	30	J. Williams

### DEFENSE

DE	94	D. Lowry
NT	97	K. Clark
DT	76	M. Daniels
LOLB	53	N. Perry
ILB	47	J. Ryan
ILB	50	B. Martinez
ROLB	52	C. Matthews
LCB	31	D. House
RCB	23	D. Randall
SS	27	J. Jones
FS	21	H. Clinton-Dix

## GAME SUMMARY

	1	2	3	4	OT	TOTAL	FIELD GOALS (MADE) & MISSED
BALTIMORE	0	6	7	10	-	23	J. Tucker (32, 39, 23)
GREEN BAY	0	0	0	0	-	0	None

TEAM	QTR	TIME	PLAY DESCRIPTION (extra point)	DRIVE	SCORE
Ravens	2	14:56	J. Tucker 32 yd. Field Goal	10-47, 4:51	3-0
Ravens	2	0:00	J. Tucker 39 yd. Field Goal	4-9, 1:37	6-0
Ravens	3	13:08	M. Wallace 21 yd. pass from J. Flacco (J. Tucker kick)	4-59, 1:52	13-0
Ravens	4	4:46	J. Tucker 23 yd. Field Goal	5-24, 1:57	16-0
Ravens	4	2:12	A. Collins 3 yd. run (J. Tucker kick)	1-3, 0:05	23-0

**OFFICIALS** – Referee: Jeff Triplette (42), Umpire: Ruben Fowler (71), Down Judge: Jeff Bergman (32), Line Judge: Danny Short (113), Side Judge: Terry Brown (43), Field Judge: Bradley Rogers (126), Back Judge: Steve Freeman (133)

## TEAM STATISTICS

	RAVENS	PACKERS
First Downs	14 (4-7-3)	16 (5-11-0)
Third Downs	3-14 (21%)	4-13 (31%)
Fourth Downs	1-1 (100%)	1-4 (25%)
Total Net Yards	219	265
Plays – Average	57-3.8	67-4.0
Net Yds Rushing	58	75
Rushes – Average	26-2.2	25-3.0
Net Yards Passing	161	190
Att. – Yds Lost – Gross Pass.	3-22-183	6-49-239
Passes Att. – Comp. – INT	28-22-1	36-21-3
Red Zone	1-3 (33%)	0-1 (0%)
Goal-to-Go	1-1 (100%)	0-1 (0%)
Punts – Average	7-41.4	5-40.4
Penalties – Yards	3-30	5-53
Fumbles – Lost	1-0	4-2
Time of Possession	30:03	29:57

## INDIVIDUAL STATISTICS

RAVENS							PACKERS						
<b>RUSHING</b>							<b>RUSHING</b>						
	ATT	YDS	AVG	LG	TD			ATT	YDS	AVG	LG	TD	
A. Collins	20	49	2.5	9	1		J. Williams	18	57	3.2	8	0	
J. Allen	3	8	2.7	5	0		B. Hundley	3	19	6.3	12	0	
D. Woodhead	1	2	2.0	2	0		R. Cobb	1	0	0.0	0	0	
J. Flacco	2	-1	-0.5	0	0		D. Mays	3	-1	-0.3	2	0	
<b>Total</b>	<b>26</b>	<b>58</b>	<b>2.2</b>	<b>9</b>	<b>1</b>		<b>Total</b>	<b>25</b>	<b>75</b>	<b>3.0</b>	<b>12</b>	<b>0</b>	
<b>PASSING</b>							<b>PASSING</b>						
	ATT	CMP	YDS	SK/YD	TD	LG		ATT	CMP	YDS	SK/YD	TD	
J. Flacco	28	22	183	3/22	1	33	B. Hundley	36	21	239	6/49	0	
<b>Total</b>	<b>28</b>	<b>22</b>	<b>183</b>	<b>3/22</b>	<b>1</b>	<b>33</b>	<b>Total</b>	<b>36</b>	<b>21</b>	<b>239</b>	<b>6/49</b>	<b>0</b>	
<b>RECEIVING</b>							<b>RECEIVING</b>						
	REC	YDS	AVG	LG	TD			REC	YDS	AVG	LG	TD	
D. Woodhead	5	21	4.2	7	0		D. Adams	8	126	15.8	33	0	
M. Wallace	4	56	14.0	21	1		J. Williams	4	38	9.5	16	0	
J. Maclin	4	34	8.5	14	0		R. Cobb	3	34	11.3	18	0	
A. Collins	4	22	5.5	21	0		J. Nelson	2	24	12.0	17	0	
M. Williams	2	6	3.0	4	0		A. Ripkowski	1	6	6.0	6	0	
B. Watson	1	33	33.0	33	0		L. Kendricks	1	5	5.0	5	0	
J. Allen	1	9	9.0	9	0		R. Rodgers	1	3	3.0	3	0	
N. Boyle	1	2	2.0	2	0		J. Kerridge	1	3	3.0	3	0	
<b>Total</b>	<b>22</b>	<b>183</b>	<b>8.3</b>	<b>33</b>	<b>1</b>		<b>Total</b>	<b>21</b>	<b>239</b>	<b>11.4</b>	<b>33</b>	<b>0</b>	
<b>INTERCEPTIONS</b>							<b>INTERCEPTIONS</b>						
	NO	YDS	AVG	LG	TD			NO	YDS	AVG	LG	TD	
M. Humphrey	1	15	15.0	15	0		H. Clinton-Dix	1	0	0.0	0	0	
E. Weddle	1	3	3.0	3	0								
J. Smith	1	0	0.0	0	0								
<b>Total</b>	<b>3</b>	<b>18</b>	<b>6.0</b>	<b>15</b>	<b>0</b>		<b>Total</b>	<b>1</b>	<b>0</b>	<b>0.0</b>	<b>0</b>	<b>0</b>	
<b>SACKS</b>							<b>SACKS</b>						
M. Judon 2-25, W. Henry 2-12, T. Suggs 2-12							K. Fackrell 1-8, C. Matthews 1-8, D. Lowry 1-6						
<b>TACKLES (TOP 3)</b>							<b>TACKLES (TOP 3)</b>						
P. Onwuasor 10 (8 solo), C. Mosley 7 (7 solo), M. Judon 7 (6 solo)							B. Martinez 8 (5 solo), J. Ryan 7 (7 solo), J. Jones 7 (6 solo)						



# GAME 11: RAVENS 23, TEXANS 16

Baltimore (6-5) • Houston (4-7)

Monday, November 27, 2017 • 8:30 PM ET • M&T Bank Stadium • Baltimore  
Weather: 50°, Fair, Wind SE 1 mph • Attendance: 70,357 • Time: 3:06



Houston scored a touchdown on its first possession, and that was the only time the Texans found the end zone in the Ravens' 23-16 win. That drive was helped by 3 Ravens' penalties, including a pass interference call that gave the Texans the ball on the Baltimore 4-yard line. The Ravens stole the ball 3 times, with 2 coming late in the fourth quarter when they clinched the game. The Ravens were turnover-free, helping them win their third game in the last four outings. The victory moved Baltimore to 6-5 and kept the team firmly in the playoff mix (sixth position). The Ravens scored 10 points off of their takeaways, kept a drive alive with a completed pass on a fake punt, and converted a fourth-and-1 to continue another TD series. RB Lamar Miller's 4-yard run gave the Texans a 7-0, first-quarter lead. The Ravens tied the game, 7-7, early in the second quarter when RB Javorius Allen ran 10 yards for the score, which was set up by P Sam Koch's fake punt pass to WR Chris Moore for 22 yards to the Houston 19. On the Ravens' next possession, QB Joe Flacco flipped a lateral to RB Alex Collins on a fourth-and-1 from the Texans' 37, and the quick RB raced 29 yards to the 8, setting up his 8-yard TD run for a 14-7 advantage. K Ka'imi Fairbairn (25 yards) and K Justin Tucker (53 yards) then exchanged FGs to make the score 17-10 at the half. Fairbairn's 36-yard FG was the only score in the third quarter (17-13). Those two then made kicks on consecutive fourth-quarter possessions – Tucker from 31 yards and Fairbairn from 37 – giving the Ravens a 20-16 lead. OLB Terrell Suggs then stripped-sacked QB Tom Savage, and OLB C.J. Mosley won the scrum for the fumble to set up the game's final score, a 49-yard Tucker FG. DB/LB Anthony Levine Sr. stopped Houston's final drive with an INT with 2:26 left in the contest. The Ravens kept possession until the end, converting a first down on a 25-yard run by Flacco. The Ravens rushed for 139 yards, with Collins earning 60 of those. Baltimore's defense was stout again, limiting the Texans, who entered the game as the NFL's No. 6 rushing offense, to a season-low 66 yards. Suggs produced 2 sacks to up his team best to 9.5 for the season. It was the 10th-straight home primetime win for the Ravens, who are 12-1 in night games in Baltimore under John Harbaugh.

## HOUSTON TEXANS (Head Coach: Bill O'Brien)

### OFFENSE

WR	10	D. Hopkins
LT	74	C. Clark
LG	71	X. Su'a-Filo
C	66	N. Martin
RG	79	J. Allen
RT	68	B. Giacomini
TE	87	C. Fiedorowicz
WR	13	B. Miller
QB	3	T. Savage
FB	45	J. Prosch
RB	26	L. Miller

### DEFENSE

RDE	93	J. Heath
LDE	98	D. Reader
SAM	94	U. Kamalu
MIKE	55	B. McKinney
WILL	44	J. Jenkins
JACK	90	J. Clowney
CB	30	K. Johnson
LCB	24	J. Joseph
RCB	25	K. Jackson
FS	29	A. Hal
SS	21	M. Gilchrist

## BALTIMORE RAVENS (Head Coach: John Harbaugh)

### OFFENSE

WR	17	M. Wallace
WR	18	J. Maclin
LT	79	R. Stanley
LG	74	J. Hurst
C	66	R. Jensen
RG	68	M. Skura
RT	77	A. Howard
TE	82	B. Watson
WR	10	C. Moore
QB	5	J. Flacco
RB	34	A. Collins

### DEFENSE

DT	98	B. Williams
NT	97	M. Pierce
DE	94	C. Davis
RUSH	55	T. Suggs
MLB	57	C. Mosley
WLB	48	P. Onwuasor
SLB	99	M. Judon
LCB	24	B. Carr
SS	23	T. Jefferson
FS	32	E. Weddle
RCB	22	J. Smith

## GAME SUMMARY

	<b>1</b>	<b>2</b>	<b>3</b>	<b>4</b>	<b>OT</b>	<b>TOTAL</b>	<b>FIELD GOALS (MADE) &amp; MISSED</b>
<b>HOUSTON</b>	<b>7</b>	<b>3</b>	<b>3</b>	<b>3</b>	<b>0</b>	<b>16</b>	<b>K. Fairbairn (25, 36, 37)</b>
<b>BALTIMORE</b>	<b>0</b>	<b>17</b>	<b>0</b>	<b>6</b>	<b>0</b>	<b>23</b>	<b>J. Tucker (53, 31, 49)</b>

TEAM	QTR	TIME	PLAY DESCRIPTION (extra point)	DRIVE	SCORE
Texans	1	8:49	L. Miller 4 yd. run (K. Fairbairn kick)	9-90, 5:25	7-0
Ravens	2	11:10	J. Allen 10 yd. run (J. Tucker kick)	7-50, 3:12	7-7
Ravens	2	6:44	A. Collins 8 yd. run (J. Tucker kick)	5-46, 2:26	7-14
Texans	2	1:48	K. Fairbairn 25 yd. Field Goal	13-68, 4:56	10-14
Ravens	2	0:07	J. Tucker 53 yd. Field Goal	11-48, 1:41	10-17
Texans	3	4:35	K. Fairbairn 36 yd. Field Goal	13-65, 6:20	13-17
Ravens	4	10:54	J. Tucker 31 yd. Field Goal	10-36, 5:27	13-20
Texans	4	8:36	K. Fairbairn 37 yd. Field Goal	7-56, 2:18	16-20
Ravens	4	2:53	J. Tucker 49 yd. Field Goal	6-18, 1:51	16-23

**OFFICIALS** – Referee: Brad Allen (122), Umpire: Fred Bryan (11), Down Judge: Jim Mello (48), Line Judge: Brian Bolinger (40), Side Judge: Jabir Walker (26), Field Judge: Tom Hill (97), Back Judge: Shawn Hochuli (83)

## TEAM STATISTICS

	TEXANS	RAVENS
<b>First Downs</b>	20 (4-11-5)	17 (7-7-3)
<b>Third Downs</b>	6-14 (43%)	3-14 (21%)
<b>Fourth Downs</b>	0-0 (0%)	2-2 (100%)
<b>Total Net Yards</b>	303	294
<b>Plays – Average</b>	64-4.7	65-4.5
<b>Net Yds Rushing</b>	66	139
<b>Rushes – Average</b>	25-2.6	31-4.5
<b>Net Yards Passing</b>	237	155
<b>Att. – Yds Lost – Gross Pass.</b>	2-15-252	1-8-163
<b>Passes Att. – Comp. – INT</b>	37-22-2	33-21-0
<b>Red Zone</b>	1-4 (25%)	2-4 (50%)
<b>Goal-to-Go</b>	1-2 (50%)	1-1 (100%)
<b>Punts – Average</b>	4-43.5	6-51.3
<b>Penalties – Yards</b>	6-36	7-89
<b>Fumbles – Lost</b>	2-1	0-0
<b>Time of Possession</b>	30:16	29:44

## INDIVIDUAL STATISTICS

TEXANS											RAVENS										
RUSHING											RUSHING										
	ATT	YDS	AVG	LG	TD		ATT	YDS	AVG	LG	TD										
L. Miller	17	51	3.0	17	1	A. Collins	16	60	3.8	29	1										
A. Blue	8	15	1.9	6	0	J. Flacco	6	42	7.0	25	0										
						D. Woodhead	4	22	5.5	10	0										
						J. Allen	5	15	3.0	10	1										
<b>Total</b>	<b>25</b>	<b>66</b>	<b>2.6</b>	<b>17</b>	<b>1</b>	<b>Total</b>	<b>31</b>	<b>139</b>	<b>4.5</b>	<b>29</b>	<b>2</b>										
PASSING											PASSING										
	ATT	CMP	YDS	SK/YD	TD	LG	IN	RT		ATT	CMP	YDS	SK/YD	TD	LG	IN	RT				
T. Savage	37	22	252	2/15	0	39	2	57.5	J. Flacco	32	20	141	1/8	0	24	0	72.5				
									S. Koch	1	1	22	0/0	0	22	0	118.8				
<b>Total</b>	<b>37</b>	<b>22</b>	<b>252</b>	<b>2/15</b>	<b>0</b>	<b>39</b>	<b>2</b>	<b>57.5</b>	<b>Total</b>	<b>33</b>	<b>21</b>	<b>163</b>	<b>1/8</b>	<b>0</b>	<b>22</b>	<b>0</b>	<b>75.7</b>				
RECEIVING											RECEIVING										
	REC	YDS	AVG	LG	TD		REC	YDS	AVG	LG	TD										
D. Hopkins	7	125	17.9	39	0	M. Wallace	5	48	9.6	24	0										
B. Miller	5	43	8.6	19	0	D. Woodhead	4	23	5.8	11	0										
C. Fiedorowicz	4	37	9.3	10	0	C. Moore	3	37	12.3	22	0										
B. Ellington	3	29	9.7	29	0	B. Watson	3	29	9.7	16	0										
A. Blue	2	11	5.5	14	0	A. Collins	2	-3	-1.5	0	0										
L. Miller	1	7	7.0	7	0	M. Williams	1	12	12.0	12	0										
						N. Boyle	1	9	9.0	9	0										
						J. Maclin	1	6	6.0	6	0										
						J. Allen	1	2	2.0	2	0										
<b>Total</b>	<b>22</b>	<b>252</b>	<b>11.5</b>	<b>39</b>	<b>0</b>	<b>Total</b>	<b>21</b>	<b>163</b>	<b>7.8</b>	<b>24</b>	<b>0</b>										
INTERCEPTIONS											INTERCEPTIONS										
	NO	YDS	AVG	LG	TD		NO	YDS	AVG	LG	TD										
						T. Jefferson	1	13	13.0	13	0										
						A. Levine Sr.	1	8	8.0	8	0										
<b>Total</b>	<b>0</b>	<b>0</b>	<b>0</b>	<b>0</b>	<b>0</b>	<b>Total</b>	<b>2</b>	<b>21</b>	<b>10.5</b>	<b>13</b>	<b>0</b>										
SACKS											SACKS										
J. Clowney	1-8										T. Suggs	2-15									
TACKLES (TOP 3)											TACKLES (TOP 3)										
K. Johnson	7 (7 solo), D. Reader 5 (4 solo)										C. Mosley	12 (5 solo), P. Onwuasor 8 (5 solo)									
B. McKinney	5 (4 solo)										E. Weddle	5 (5 solo)									





# GAME 12: RAVENS 44, LIONS 20

Baltimore (7-5) • Detroit (6-6)

Sunday, December 3, 2017 • 1:02 PM ET • M&T Bank Stadium • Baltimore  
Weather: 53°, Partly Sunny, Wind WNW 4 mph • Attendance: 70,500 • Time: 3:05



The Ravens took a 20-0 halftime lead and fought back with a team-record-tying 24 points in the fourth quarter on their way to a key 44-20 victory over the Lions at M&T Bank Stadium. Those are the most points scored by the Ravens in 2017. It was Baltimore's third win in a row and fourth in the last five games, keeping them in the current playoff picture. The Ravens' defense stole the ball 3 times, each leading to scores: a second-quarter strip-sack led to a QB Joe Flacco-to-DL/FB Patrick Ricard TD; a fourth-quarter INT set up a game-clinching RB Alex Collins' TD, and S Eric Weddle closed the contest with a 45-yard INT-TD. Flacco threw for 2 TDs and 269 yards. He helped the Ravens to a 20-0 intermission lead with a 1-yard TD toss to TE Benjamin Watson and the Ricard throw. Flacco completed 23 of 36, directing an offense that did not turn the ball over. The Ravens took a 3-0, first-quarter advantage on K Justin Tucker's 38-yard FG. Tucker added a 46-yarder at the end of the half. The third quarter belonged to the Lions. QB Matthew Stafford directed two 7-play TD drives, the first ending with a RB Theo Riddick 4-yard TD and second that saw rookie RB Tion Green scamper 6 yards to the end zone. With the score at 20-13, the Ravens roared back with a spectacular 9-play drive that finished with a Collins' 7-yard TD. Stafford, who was in the throes of a team-record consecutive completed pass run of 20, brought the Lions back, finishing with a 1-yard TD throw to LB Nick Bellore. A 51-yard Tucker FG gave the Ravens a 30-20 lead with 6:54 remaining. A CB Marlon Humphrey INT led to another Collins TD (6 yards) before Weddle's game-ending "pick-6" off QB Jake Rudock, who replaced an injured Stafford (hand). WR Mike Wallace caught 5 for 116 yards, all in the first half. His 66-yard catch to the Lions' 1-yard line set up Baltimore's first TD. CB Jimmy Smith, who was having a Pro Bowl-type season, left the game with a torn Achilles.

## DETROIT LIONS (Head Coach: Jim Caldwell)

OFFENSE		DEFENSE	
WR	19 K. Golladay	DE	98 A. Zettel
LT	68 T. Decker	DT	61 A. Robinson
LG	70 C. Robinson	DT	97 A. Spence
C	60 G. Glasgow	DE	94 E. Ansa
RG	76 T. Lang	OLB	59 T. Whitehead
RT	71 R. Wagner	MLB	40 J. Davis
TE	80 M. Roberts	OLB	58 P. Worrlow
TE	87 D. Fells	CB	23 D. Slay
WR	11 M. Jones	CB	24 N. Lawson
QB	9 M. Stafford	FS	27 G. Quin
RB	25 T. Riddick	SS	28 Q. Diggs

## BALTIMORE RAVENS (Head Coach: John Harbaugh)

OFFENSE		DEFENSE	
WR	17 M. Wallace	DE	98 B. Williams
WR	18 J. Maclin	NT	97 M. Pierce
LT	79 R. Stanley	DE	94 C. Davis
LG	74 J. Hurst	RUSH	55 T. Suggs
C	66 R. Jensen	MLB	57 C. Mosley
RG	68 M. Skura	WLB	48 P. Onwuasor
RT	77 A. Howard	SLB	99 M. Judon
TE	86 N. Boyle	LCB	24 B. Carr
TE	87 M. Williams	SS	23 T. Jefferson
QB	5 J. Flacco	FS	32 E. Weddle
RB	34 A. Collins	RCB	22 J. Smith

## GAME SUMMARY

	1	2	3	4	OT	TOTAL	FIELD GOALS (MADE) & MISSED
DETROIT	0	0	13	7	0	20	M. Prater 43WL
BALTIMORE	3	17	0	24	0	44	J. Tucker (38, 46, 51)

TEAM	QTR	TIME	PLAY DESCRIPTION (extra point)	DRIVE	SCORE
Ravens	1	5:57	J. Tucker 38 yd. Field Goal	8-28, 3:49	0-3
Ravens	2	11:52	B. Watson 1 yd. pass from J. Flacco (J. Tucker kick)	2-67, 0:58	0-10
Ravens	2	6:54	P. Ricard 3-yd. pass from J. Flacco (J. Tucker kick)	6-36, 2:48	0-17
Ravens	2	0:00	J. Tucker 46 yd. Field Goal	3-17, 0:17	0-20
Lions	3	12:11	T. Riddick 4 yd. run (M. Prater kick)	7-75, 2:49	7-20
Lions	3	2:15	T. Green 6 yd. run (kick failed, WL)	7-75, 4:08	13-20
Ravens	4	12:39	A. Collins 7 yd. run (J. Tucker kick)	9-74, 4:36	13-27
Lions	4	10:20	N. Bellore 1 yd. pass from M. Stafford (M. Prater kick)	5-75, 2:19	20-27
Ravens	4	6:54	J. Tucker 51 yd. Field Goal	7-23, 3:26	20-30
Ravens	4	4:00	A. Collins 6 yd. run (J. Tucker kick)	4-31, 2:01	20-37
Ravens	4	2:26	E. Weddle 45 yd. interception return (J. Tucker kick)		20-44

**OFFICIALS** – Referee: Jerome Boger (23), Umpire: Rich Hall (49), Down Judge: Ed Camp (134), Line Judge: Mike Carr (63), Side Judge: Walt Coleman VI (87), Field Judge: Aaron Santi (50), Back Judge: Tony Steratore (112)

## TEAM STATISTICS

	LIONS	RAVENS
First Downs	18 (3-14-1)	24 (8-13-3)
Third Downs	4-13 (31%)	5-12 (42%)
Fourth Downs	0-0 (0%)	0-0 (0%)
Total Net Yards	372	370
Plays – Average	61-6.1	63-5.9
Net Yds Rushing	78	101
Rushes – Average	24-3.3	27-3.7
Net Yards Passing	294	269
Att. – Yds Lost – Gross Pass.	3-22-316	0-0-269
Passes Att. – Comp. – INT	34-27-2	36-23-0
Red Zone	3-3 (100%)	4-5 (80%)
Goal-to-Go	3-3 (100%)	4-4 (100%)
Punts – Average	6-45.8	5-41.8
Penalties – Yards	6-45	2-25
Fumbles – Lost	2-1	1-0
Time of Possession	30:09	29:51

## INDIVIDUAL STATISTICS

LIONS											RAVENS																
<b>RUSHING</b>						ATT	YDS	AVG	LG	TD	<b>RUSHING</b>						ATT	YDS	AVG	LG	TD						
T. Green						11	51	4.6	33	1	A. Collins						15	75	5.0	11	2						
T. Riddick						9	21	2.3	5	1	J. Allen						7	22	3.1	10	0						
Z. Zenner						1	4	4.0	4	0	D. Woodhead						3	9	3.0	5	0						
M. Stafford						3	2	0.7	1	0	J. Flacco						1	-1	-1.0	-1	0						
<b>Total</b>						<b>24</b>	<b>78</b>	<b>3.3</b>	<b>33</b>	<b>2</b>	<b>Total</b>						<b>27</b>	<b>101</b>	<b>3.7</b>	<b>11</b>	<b>2</b>						
<b>PASSING</b>						ATT	CMP	YDS	SK/YD	TD	LG	IN	RT	<b>PASSING</b>						ATT	CMP	YDS	SK/YD	TD	LG	IN	RT
M. Stafford						29	24	292	3/22	1	46	1	105.7	J. Flacco						36	23	269	0/0	2	66	0	105.0
J. Rudock						5	3	24	0/0	0	13	1	32.5	<b>Total</b>						<b>36</b>	<b>23</b>	<b>269</b>	<b>0/0</b>	<b>2</b>	<b>66</b>	<b>0</b>	<b>105.0</b>
<b>Total</b>						<b>34</b>	<b>27</b>	<b>316</b>	<b>3/22</b>	<b>1</b>	<b>46</b>	<b>2</b>	<b>90.7</b>	<b>Total</b>						<b>36</b>	<b>23</b>	<b>269</b>	<b>0/0</b>	<b>2</b>	<b>66</b>	<b>0</b>	<b>105.0</b>
<b>RECEIVING</b>						REC	YDS	AVG	LG	TD	<b>RECEIVING</b>						REC	YDS	AVG	LG	TD						
G. Tate						8	69	8.6	24	0	M. Wallace						5	116	23.2	66	0						
T. Riddick						5	41	8.2	27	0	J. Maclin						4	41	10.3	17	0						
M. Jones						4	90	22.5	46	0	C. Moore						3	32	10.7	23	0						
E. Ebron						4	38	9.5	13	0	B. Watson						3	24	8.0	18	1						
K. Golladay						2	44	22.0	31	0	A. Collins						2	23	11.5	14	0						
D. Fells						2	10	5.0	8	0	D. Woodhead						2	14	7.0	8	0						
M. Roberts						1	23	23.0	23	0	N. Boyle						1	11	11.0	11	0						
N. Bellore						1	1	1.0	1	1	J. Allen						1	4	4.0	4	0						
<b>Total</b>						<b>27</b>	<b>316</b>	<b>11.7</b>	<b>46</b>	<b>1</b>	<b>Total</b>						<b>23</b>	<b>269</b>	<b>11.7</b>	<b>66</b>	<b>2</b>						
<b>INTERCEPTIONS</b>						NO	YDS	AVG	LG	TD	<b>INTERCEPTIONS</b>						NO	YDS	AVG	LG	TD						
<b>Total</b>						<b>0</b>	<b>0</b>	<b>0</b>	<b>0</b>	<b>0</b>	<b>Total</b>						<b>2</b>	<b>63</b>	<b>31.5</b>	<b>45</b>	<b>1</b>						
<b>SACKS</b>						None						<b>SACKS</b>						T. Suggs 1-8, M. Judon 1-7, E. Weddle 1-7									
<b>TACKLES (TOP 3)</b>						J. Davis 8 (3 solo), Q. Diggs 5 (5 solo), E. Ansa 5 (5 solo)						<b>TACKLES (TOP 3)</b>						M. Humphrey 7 (5 solo), Three tied at 6									



# GAME 13: STEELERS 39, RAVENS 38

Baltimore (7-6) • Pittsburgh (11-2)

Sunday, December 10, 2017 • 8:30 PM ET • Heinz Field • Pittsburgh

Weather: 33°, Cloudy, Wind SW 12 mph • Attendance: 60,069 • Time: 3:29



Pittsburgh K Chris Boswell's 46-yard field goal with 42 seconds left in the game gave the host Steelers a 39-38 win over the Ravens at Heinz Field. Baltimore climbed out of a 14-0, second-quarter deficit in this thriller, taking a 31-20 third-quarter lead and a 38-29 edge with 6:44 left in the game. But Pittsburgh, which produced 545 yards of offense, created a comeback of its own. The Ravens saw their three-game winning streak stopped, while the Steelers won their eighth consecutive. The Steelers' "Killer Bs" combination was spectacular, with QB Ben Roethlisberger throwing for 506 yards, including 11 passes to WR Antonio Brown for 213 of those. RB Le'Veon Bell produced 125 yards and scored 3 touchdowns. Bell scored the game's first 2 TDs, the initial on a 20-yard pass from Roethlisberger and the second on a 1-yard run. A QB Joe Flacco-to-WR Chris Moore 30-yard TD made the score 14-7 in the second quarter. An 18-yard TD scamper by Ravens RB Alex Collins and 2 Boswell FGs (52 and 43) made the score 20-14 at the half. Baltimore roared back in the third quarter, outscoring the Steelers 17-0 on a K Justin Tucker 47-yard FG and TDs by RB Javorius Allen (1 yard) and FB/DL Patrick Ricard (6 yards from Flacco). A 24-yard Boswell FG and a 1-yard TD by FB Roosevelt Nix (from Roethlisberger) made the score 31-29 with 9:15 remaining in the contest. A 9-yard Allen TD put the Ravens up 38-29 before Bell's third TD (11 yards) made the score 38-36 with 3:29 left. Flacco completed 20 of 35 for 269 yards to nine different receivers, with 2 TDs and an INT on the game's opening drive. Collins rushed for 120 yards on 18 carries, helping the Ravens to a season-high 413 yards. Roethlisberger was 44-of-66 and was sacked 3 times. TE Jesse James grabbed 10 for 97 yards. The win clinched the AFC North for Pittsburgh.

## BALTIMORE RAVENS (Head Coach: John Harbaugh)

OFFENSE		DEFENSE	
WR 17	M. Wallace	DT 98	B. Williams
WR 18	J. Maclin	NT 97	M. Pierce
LT 79	R. Stanley	DE 94	C. Davis
LG 74	J. Hurst	RUSH 55	T. Suggs
C 66	R. Jensen	MLB 57	C. Mosley
RG 68	M. Skura	WLB 48	P. Onwuasor
RT 77	A. Howard	SLB 99	M. Judon
TE 82	B. Watson	LCB 24	B. Carr
TE 87	M. Williams	SS 23	T. Jefferson
QB 5	J. Flacco	FS 32	E. Weddle
RB 34	A. Collins	RCB 29	M. Humphrey

## PITTSBURGH STEELERS (Head Coach: Mike Tomlin)

OFFENSE		DEFENSE	
WR 84	A. Brown	LDE 97	C. Heyward
LT 78	A. Villanueva	NT 79	J. Hargrave
LG 73	R. Foster	RDE 91	S. Tuitt
C 53	M. Pouncey	LOLB 48	B. Dupree
RG 66	D. DeCastro	LILB 51	S. Spence
RT 74	C. Hubbard	RILB 98	V. Williams
TE 89	V. McDonald	ROLB 90	T. Watt
TE 81	J. James	LCB 24	C. Sensabaugh
WR 10	M. Bryant	FS 23	M. Mitchell
QB 7	B. Roethlisberger	SS 28	S. Davis
RB 26	L. Bell	RCB 25	A. Burns

## GAME SUMMARY

		1	2	3	4	OT	TOTAL	FIELD GOALS (MADE) & MISSED	
BALTIMORE		0	14	17	7	-	38	J. Tucker (47)	
PITTSBURGH		7	13	0	19	-	39	C. Boswell (52, 43, 24, 46)	

TEAM	QTR	TIME	PLAY DESCRIPTION (extra point)	DRIVE	SCORE
Steelers	1	6:59	L. Bell 20 yd. pass from B. Roethlisberger (C. Boswell kick)	8-59, 3:25	0-7
Steelers	2	13:11	L. Bell 1 yd. run (C. Boswell kick)	12-90, 6:10	0-14
Ravens	2	9:07	C. Moore 30 yd. pass from J. Flacco (J. Tucker kick)	9-78, 4:04	7-14
Steelers	2	4:14	C. Boswell 52 yd. Field Goal	9-54, 4:53	7-17
Ravens	2	1:53	A. Collins 18 yd. run (J. Tucker kick)	5-85, 2:21	14-17
Steelers	2	0:01	C. Boswell 43 yd. Field Goal	11-50, 1:52	14-20
Ravens	3	10:06	J. Tucker 47 yd. Field Goal	6-46, 2:07	17-20
Ravens	3	5:20	J. Allen 1 yd. run (J. Tucker kick)	7-60, 3:06	24-20
Ravens	3	2:43	P. Ricard 6 yd. pass from J. Flacco (J. Tucker kick)	3-74, 1:13	31-20
Steelers	4	12:16	C. Boswell 24 yd. Field Goal	15-80, 5:27	31-23
Steelers	4	9:15	R. Nix 1 yd. pass from B. Roethlisberger (run failed)	5-67, 1:14	31-29
Ravens	4	6:44	J. Allen 9 yd. run (J. Tucker kick)	6-56, 2:31	38-29
Steelers	4	3:29	L. Bell 11 yd. run (C. Boswell kick)	8-68, 3:15	38-36
Steelers	4	0:42	C. Boswell 46 yd. Field Goal	10-55, 1:43	38-39

**OFFICIALS** – Referee: Walt Coleman (65), Umpire: Jeff Rice (44), Down Judge: Derick Bowers (74), Line Judge: Kevin Codey (16), Side Judge: James Coleman (95), Field Judge: Scott Novak (1), Back Judge: Terrence Miles (111)

## TEAM STATISTICS

	RAVENS	STEELERS
First Downs	26 (9-13-4)	31 (6-23-2)
Third Downs	4-10 (40%)	12-18 (67%)
Fourth Downs	0-0 (0%)	0-0 (0%)
Total Net Yards	413	545
Plays – Average	62-6.7	85-6.4
Net Yds Rushing	152	59
Rushes – Average	26-5.8	16-3.7
Net Yards Passing	261	486
Att. – Yds Lost – Gross Pass.	1-8-269	3-20-506
Passes Att. – Comp. – INT	35-20-1	66-44-0
Red Zone	4-4 (100%)	3-4 (75%)
Goal-to-Go	3-3 (100%)	2-2 (100%)
Punts – Average	3-41.7	3-47.0
Penalties – Yards	5-35	6-101
Fumbles – Lost	2-0	1-0
Time of Possession	26:10	33:50

## INDIVIDUAL STATISTICS

RAVENS											STEELERS										
<b>RUSHING</b>											<b>RUSHING</b>										
A. Collins	18	120	6.7	21	1	L. Bell	13	48	3.7	11	2										
J. Allen	6	25	4.2	9	2	J. Conner	2	6	3.0	6	0										
D. Woodhead	2	7	3.5	7	0	B. Roethlisberger	1	5	5.0	5	0										
<b>Total</b>	<b>26</b>	<b>152</b>	<b>5.8</b>	<b>21</b>	<b>3</b>	<b>Total</b>	<b>16</b>	<b>59</b>	<b>3.7</b>	<b>11</b>	<b>2</b>										
<b>PASSING</b>											<b>PASSING</b>										
J. Flacco	35	20	269	1/8	2	40	1	88.9	B. Roethlisberger	66	44	506	3/20	2	57	0	99.7				
<b>Total</b>	<b>35</b>	<b>20</b>	<b>269</b>	<b>1/8</b>	<b>2</b>	<b>40</b>	<b>1</b>	<b>88.9</b>	<b>Total</b>	<b>66</b>	<b>44</b>	<b>506</b>	<b>3/20</b>	<b>2</b>	<b>57</b>	<b>0</b>	<b>99.7</b>				
<b>RECEIVING</b>											<b>RECEIVING</b>										
D. Woodhead	4	29	7.3	22	0	A. Brown	11	213	19.4	57	0										
M. Wallace	3	72	24.0	40	0	J. James	10	97	9.7	18	0										
C. Moore	3	48	16.0	30	1	L. Bell	9	77	8.6	20	1										
J. Maclin	3	27	9.0	19	0	M. Bryant	6	33	5.5	9	0										
A. Collins	2	46	23.0	37	0	V. McDonald	4	52	13.0	19	0										
J. Allen	2	32	16.0	20	0	E. Rogers	3	33	11.0	16	0										
M. Campanaro	1	8	8.0	8	0	R. Nix	1	1	1.0	1	1										
P. Ricard	1	6	6.0	6	1	<b>Total</b>	<b>44</b>	<b>506</b>	<b>11.5</b>	<b>57</b>	<b>2</b>										
N. Boyle	1	1	1.0	1	0	<b>Total</b>	<b>1</b>	<b>35</b>	<b>35.0</b>	<b>35</b>	<b>0</b>										
<b>Total</b>	<b>20</b>	<b>269</b>	<b>13.5</b>	<b>40</b>	<b>2</b>	<b>Total</b>	<b>1</b>	<b>35</b>	<b>35.0</b>	<b>35</b>	<b>0</b>										
<b>INTERCEPTIONS</b>											<b>INTERCEPTIONS</b>										
<b>Total</b>	<b>0</b>	<b>0</b>	<b>0</b>	<b>0</b>	<b>0</b>	S. Davis	1	35	35.0	35	0										
<b>SACKS</b>											<b>SACKS</b>										
T. Bowser 1-6, A. Levine Sr. 1-5, T. Jefferson 0.5-4.5, T. Suggs 0.5-4.5											T. Watt 1-8										
<b>TACKLES (TOP 3)</b>											<b>TACKLES (TOP 3)</b>										
C. Mosley 14 (9 solo), T. Jefferson 11 (8 solo), Three tied with 6											S. Davis 12 (8 solo), V. Williams 7 (7 solo), M. Mitchell 5 (5 solo)										



# GAME 14: RAVENS 27, BROWNS 10

Baltimore (8-6) • Cleveland (0-14)

Sunday, December 17, 2017 • 1:00 PM ET • FirstEnergy Stadium • Cleveland  
Weather: 36°, Cloudy, Wind 0 mph • Attendance: 56,534 • Time: 3:06



The Ravens continued their quest for a seventh playoff appearance in 10 years when they won an important game at Cleveland, 27-10. QB Joe Flacco scored a TD and threw for another, while the defense, which leads the NFL in takeaways (33), stole the ball from the Browns four times. The Ravens opened the game with a 13-play drive that ended with a 31-yard K Justin Tucker FG for a 3-0 lead. After Cleveland stopped the Ravens at the 1-yard line on a fourth down early in the second quarter, the Browns traveled 96 yards in 6 plays, starting with a 59-yard run by RB Isaiah Crowell. The drive ended with RB Duke Johnson Jr.'s 12-yard TD scamper. Trailing 7-3, the Ravens erupted for TDs on back-to-back possessions. The first score came at the end of a balanced 11-play series, directed by Flacco, who made the TD on a 2-yard QB draw. Johnson Jr. then fumbled when S Tony Jefferson ripped the ball away, and it was recovered by DB/LB Anthony Levine Sr. at the Browns' 45. Three plays later, Flacco hit TE Benjamin Watson with a 33-yard TD, giving the Ravens a 17-7 advantage. A 45-yard FG by K Zane Gonzalez made the score 17-10 at the half. Baltimore increased the lead to 24-10 in the third quarter on a defensive TD. OLB Za'Darius Smith strip-sacked QB DeShone Kizer in the end zone, and DT Brandon Williams pounced on the fumble and scooted along the ground a half-yard to score the first TD of his career. The Ravens' final points came on a 43-yard Tucker FG. For the game, the Ravens produced 376 yards to 266 for the Browns, who were held to 0 yards in the game's opening quarter. Flacco was 26-of-42 for 288 yards, including 6 each to WR Mike Wallace (89 yards) and RB Danny Woodhead (31). RB Javorius Allen added 70 yards on 13 carries. Kizer completed 20 of 37 for just 146 yards, with WR Josh Gordon catching 5 for 47 yards. WR Jeremy Maclin (knee) and DT Carl Davis (shoulder) left the game and did not return.

## BALTIMORE RAVENS (Head Coach: John Harbaugh)

OFFENSE		DEFENSE	
WR 17	M. Wallace	DT 98	B. Williams
WR 18	J. Maclin	NT 97	M. Pierce
LT 79	R. Stanley	DE 94	C. Davis
LG 74	J. Hurst	RUSH 55	T. Suggs
C 66	R. Jensen	MLB 57	C. Mosley
RG 68	M. Skura	WLB 48	P. Onwuasor
RT 77	A. Howard	SLB 99	M. Judon
TE 86	N. Boyle	LCB 24	B. Carr
TE 87	M. Williams	SS 23	T. Jefferson
QB 5	J. Flacco	FS 32	E. Weddle
RB 34	A. Collins	RCB 29	M. Humphrey

## CLEVELAND BROWNS (Head Coach: Hue Jackson)

OFFENSE		DEFENSE	
WR 12	J. Gordon	DE 95	M. Garrett
LT 66	S. Drango	DT 93	T. Coley
LG 75	J. Bitonio	DT 55	D. Shelton
C 64	J. Tretter	DE 94	C. Nassib
RG 70	K. Zeitler	WILL 58	C. Kirksey
RT 72	S. Coleman	MIKE 53	J. Schobert
TE 86	R. Telfer	SAM 52	J. Burgess Jr.
TE 85	D. Njoku	CB 30	J. McCourty
QB 7	D. Kizer	CB 41	M. Jordan
RB 34	I. Crowell	S 22	J. Peppers
FB 40	D. Vitale	S 26	D. Kindred

## GAME SUMMARY

	1	2	3	4	OT	TOTAL	FIELD GOALS (MADE) & MISSED
BALTIMORE	3	14	10	0	-	27	J. Tucker (31, 43)
CLEVELAND	0	10	0	0	-	10	Z. Gonzalez (45)

TEAM	QTR	TIME	PLAY DESCRIPTION (extra point)	DRIVE	SCORE
Ravens	1	8:46	J. Tucker 31 yd. Field Goal	13-62, 6:14	3-0
Browns	2	8:12	D. Johnson Jr. 12 yd. run (Z. Gonzalez kick)	5-96, 2:59	3-7
Ravens	2	3:01	J. Flacco 2 yd. run (J. Tucker kick)	11-75, 5:11	10-7
Ravens	2	0:59	B. Watson 33 yd. pass from J. Flacco (J. Tucker kick)	3-45, 0:37	17-7
Browns	2	0:00	Z. Gonzalez 45 yd. Field Goal	7-47, 0:59	17-10
Ravens	3	7:06	B. Williams 1 yd. fumble return (J. Tucker kick)		24-10
Ravens	3	0:04	J. Tucker 43 yd. Field Goal	8-36, 3:13	27-10

**OFFICIALS** – Referee: Clete Blakeman (34), Umpire: Bill Schuster (129), Down Judge: Hugo Cruz (94), Line Judge: Dana McKenzie (8), Side Judge: Dyrol Pringle (109), Field Judge: Joe Larrew (73), Back Judge: Steve Patrick (17)

## TEAM STATISTICS

	RAVENS	BROWNS
First Downs	23 (10-12-1)	15 (5-8-2)
Third Downs	7-16 (44%)	5-14 (36%)
Fourth Downs	0-1 (0%)	0-1 (0%)
Total Net Yards	376	266
Plays – Average	74-5.1	58-4.6
Net Yds Rushing	97	130
Rushes – Average	31-3.1	19-6.8
Net Yards Passing	279	136
Att. – Yds Lost – Gross Pass.	1-9-288	2-10-146
Passes Att. – Comp. – INT	42-26-0	37-20-2
Red Zone	1-3 (33%)	1-2 (50%)
Goal-to-Go	1-2 (50%)	0-0 (0%)
Punts – Average	5-43.0	5-43.2
Penalties – Yards	7-57	6-35
Fumbles – Lost	0-0	2-2
Time of Possession	36:48	23:12

## INDIVIDUAL STATISTICS

RAVENS											BROWNS										
<b>RUSHING</b>											<b>RUSHING</b>										
	ATT	YDS	AVG	LG	TD							ATT	YDS	AVG	LG	TD					
J. Allen	13	70	5.4	16	0						I. Crowell	5	72	14.4	59	0					
A. Collins	12	19	1.6	6	0						D. Kizer	7	35	5.0	9	0					
M. Williams	1	4	4.0	4	0						D. Johnson Jr.	7	23	3.3	12	1					
J. Flacco	4	3	0.8	3	1						<b>Total</b>										
D. Woodhead	1	1	1.0	1	0							<b>19</b>	<b>130</b>	<b>6.8</b>	<b>59</b>	<b>1</b>					
<b>Total</b>	<b>31</b>	<b>97</b>	<b>3.1</b>	<b>16</b>	<b>1</b>						<b>PASSING</b>										
<b>PASSING</b>											<b>PASSING</b>										
	ATT	CMP	YDS	SK/YD	TD	LG	IN	RT				ATT	CMP	YDS	SK/YD	TD	LG	IN	RT		
J. Flacco	42	26	288	1/9	1	33	0	90.2			D. Kizer	37	20	146	2/10	0	23	2	41.0		
<b>Total</b>	<b>42</b>	<b>26</b>	<b>288</b>	<b>1/9</b>	<b>1</b>	<b>33</b>	<b>0</b>	<b>90.2</b>			<b>Total</b>	<b>37</b>	<b>20</b>	<b>146</b>	<b>2/10</b>	<b>0</b>	<b>23</b>	<b>2</b>	<b>41.0</b>		
<b>RECEIVING</b>											<b>RECEIVING</b>										
	REC	YDS	AVG	LG	TD							REC	YDS	AVG	LG	TD					
M. Wallace	6	89	14.8	30	0						J. Gordon	5	47	9.4	18	0					
D. Woodhead	6	31	5.2	9	0						D. Johnson Jr.	5	40	8.0	15	0					
A. Collins	5	33	6.6	14	0						I. Crowell	4	-7	-1.8	5	0					
B. Watson	4	74	18.5	33	1						S. DeValve	2	32	16.0	23	0					
J. Maclin	1	22	22.0	22	0						R. Higgins	2	10	5.0	5	0					
M. Campanaro	1	17	17.0	17	0						C. Coleman	1	16	16.0	16	0					
N. Boyle	1	9	9.0	9	0						S. Coates	1	8	8.0	8	0					
B. Perriman	1	9	9.0	9	0						<b>Total</b>										
J. Allen	1	4	4.0	4	0							<b>20</b>	<b>146</b>	<b>7.3</b>	<b>23</b>	<b>0</b>					
<b>Total</b>	<b>26</b>	<b>288</b>	<b>11.1</b>	<b>33</b>	<b>1</b>						<b>INTERCEPTIONS</b>										
<b>INTERCEPTIONS</b>											<b>INTERCEPTIONS</b>										
	NO	YDS	AVG	LG	TD							NO	YDS	AVG	LG	TD					
E. Weddle	1	13	13.0	13	0						<b>Total</b>										
B. Carr	1	0	0.0	0	0							<b>0</b>	<b>0</b>	<b>0</b>	<b>0</b>	<b>0</b>					
<b>Total</b>	<b>2</b>	<b>13</b>	<b>6.5</b>	<b>13</b>	<b>0</b>						<b>SACKS</b>										
<b>SACKS</b>											<b>SACKS</b>										
M. Judon 1-7, Z. Smith 1-3											T. Coley 1-9										
<b>TACKLES (TOP 3)</b>											<b>TACKLES (TOP 3)</b>										
P. Onwuasor 7 (3 solo), M. Canady 6 (6 solo), C. Mosley 6 (5 solo), M. Judon 6 (4 solo)											C. Kirksey 13 (7 solo), M. Jordan 8 (5 solo), J. Burgess Jr. 6 (5 solo), J. Peppers 6 (5 solo)										





# GAME 15: RAVENS 23, COLTS 16

Baltimore (9-6) • Indianapolis (3-12)



Saturday, December 23, 2017 • 4:30 PM ET • M&T Bank Stadium • Baltimore  
 Weather: 63°, Cloudy, Rain, Wind SSW 14 mph • Attendance: 70,590 • Time: 2:56

The Ravens won for the fifth time in six games when they survived strong winds and pouring rain in a 23-16 victory over the Colts at M&T Bank Stadium. This game was in doubt until CB Maurice Canady knocked the ball away from WR T.Y. Hilton on a fourth-and-10 at the Baltimore 17-yard line with 1:43 left in the battle. Despite the conditions, neither team turned the ball over, but the Ravens dominated time of possession, 35:48 to 24:12. QB Joe Flacco directed 5 scoring drives of at least 10 plays, the best the Ravens' offense produced since the 2011 season. After a three-and-out by the Colts to open the contest, the Ravens made a 14-play, 52-yard series that ended with a 30-yard K Justin Tucker FG. The Ravens made it 10-0 in the second quarter on a 6-yard Flacco-to-WR Michael Campanaro TD (10 plays, 71 yards). As they did all game, the Colts bounced back, getting to within 3 (10-7) after a QB Jacoby Brissett 14-yard TD throw to RB Frank Gore. Tucker made it 13-7 at the half with a 39-yard FG. Baltimore opened the second half with another long drive (11 plays, 57 yards), and Tucker converted a 36-yard FG to take a 16-7 lead. Indianapolis responded with a pair of K Adam Vinatieri FGs (48 and 38 yards) to bring the Colts within 3, 16-13, after three quarters. The Ravens then ate clock and jumped to a 23-13 advantage when Flacco found TE Maxx Williams for a 4-yard TD at the end of a 14-play drive that started the fourth quarter. Vinatieri's 30-yard FG put the Colts within a TD (23-16) with 4:33 left in the game. Indy then made it dramatic when LB Anthony Walker blocked a P Sam Koch punt that was recovered at the Ravens' 27-yard line with 2:36 left in the contest. The Colts moved to the 10 before a 7-yard sack by OLB Za'Darius Smith set up Canady's important pass defense on the fourth down. Flacco finished with 29 completions on 38 passes for 237 yards. TE Benjamin Watson and RB Danny Woodhead each caught 5 for 40 and 33 yards, respectively. Brissett was 16-of-33 for 215 yards, including 6 to Hilton for 100 yards, while Gore added 68 rushing yards. S Tony Jefferson blocked a Vinatieri 38-yard FG attempt in the first quarter.

## INDIANAPOLIS COLTS (Head Coach: Chuck Pagano)

OFFENSE		DEFENSE	
WR 13	T. Hilton	NT 99	A. Woods
LT 74	A. Castonzo	DT 95	J. Hankins
LG 67	J. Vujnovich	SLB 52	B. Mingo
C 72	M. Person	MIKE 44	A. Morrison
RG 62	L. Clark	WILL 50	A. Walker
RT 73	J. Haeg	RUSH 93	J. Sheard
TE 47	D. Daniels	CB 27	N. Hairston
TE 84	J. Doyle	LCB 31	Q. Wilson
WR 80	C. Rogers	SS 41	M. Farley
QB 7	J. Brissett	FS 20	D. Butler
RB 23	F. Gore	RCB 42	K. Moore II

## BALTIMORE RAVENS (Head Coach: John Harbaugh)

OFFENSE		DEFENSE	
WR 17	M. Wallace	NT 98	B. Williams
WR 11	B. Perriman	NT 97	M. Pierce
LT 79	R. Stanley	DE 94	C. Davis
LG 74	J. Hurst	RUSH 55	T. Suggs
C 66	R. Jensen	MLB 57	C. Mosley
RG 68	M. Skura	WLB 48	P. Onwuasor
RT 77	A. Howard	SLB 99	M. Judon
TE 82	B. Watson	LCB 24	B. Carr
WR 10	C. Moore	SS 23	T. Jefferson
QB 5	J. Flacco	FS 32	E. Weddle
RB 34	A. Collins	RCB 29	M. Humphrey

## GAME SUMMARY

	1	2	3	4	OT	TOTAL	FIELD GOALS (MADE) & MISSED
INDIANAPOLIS	0	7	6	3	0	16	A. Vinatieri 38B 60SH (48, 38, 30)
BALTIMORE	3	10	3	7	0	23	J. Tucker (30, 39, 36)

TEAM	QTR	TIME	PLAY DESCRIPTION (extra point)	DRIVE	SCORE
Ravens	1	6:34	J. Tucker 30 yd. Field Goal	14-52, 7:30	0-3
Ravens	2	12:16	M. Campanaro 6 yd. pass from J. Flacco (J. Tucker kick)	10-71, 3:54	0-10
Colts	2	7:38	F. Gore pass from J. Brissett (A. Vinatieri kick)	9-75, 4:38	7-10
Ravens	2	1:55	J. Tucker 39 yd. Field Goal	11-54, 5:43	7-13
Ravens	3	9:24	J. Tucker 36 yd. Field Goal	11-57, 5:36	7-16
Colts	3	7:13	A. Vinatieri 48 yd. Field Goal	7-30, 2:11	10-16
Colts	3	1:34	A. Vinatieri 38 yd. Field Goal	7-47, 4:27	13-16
Ravens	4	8:40	M. Williams 4 yd. pass from J. Flacco (J. Tucker kick)	14-75, 7:54	13-23
Colts	4	4:33	A. Vinatieri 30 yd. Field Goal	13-64, 4:07	16-23

OFFICIALS – Referee: Tony Corrente (99), Umpire: Alan Eck (76), Down Judge: Patrick Turner (13), Line Judge: Bart Longson (2), Side Judge: Ryan Dickson (25), Field Judge: Buddy Horton (82), Back Judge: Todd Prukop (30)

TEAM STATISTICS		COLTS		RAVENS		INDIVIDUAL STATISTICS													
First Downs		17 (5-12-0)	23 (8-13-2)			COLTS		RAVENS											
Third Downs		5-13 (38%)	6-14 (43%)			RUSHING		RUSHING											
Fourth Downs		1-2 (50%)	1-1 (100%)			F. Gore		A. Collins											
Total Net Yards		296	323			M. Mack		J. Allen											
Plays – Average		59-5.0	71-4.5			J. Brissett		M. Campanaro											
Net Yds Rushing		93	103			Total		D. Woodhead											
Rushes – Average		24-3.9	32-3.2			Total		J. Flacco											
Net Yards Passing		203	220			Total		Total											
Att. – Yds Lost – Gross Pass.		2-12-215	1-17-237			PASSING		PASSING											
Passes Att. – Comp. – INT		33-16-0	38-29-0			J. Brissett		J. Flacco											
Red Zone		1-4 (25%)	2-4 (50%)			Total		Total											
Goal-to-Go		0-0 (0%)	1-2 (50%)			Total		Total											
Punts – Average		2-37.0	3-23.7			RECEIVING		RECEIVING											
Penalties – Yards		2-19	5-25			T. Hilton		B. Watson											
Fumbles – Lost		0-0	2-0			J. Doyle		D. Woodhead											
Time of Possession		24:12	35:48			M. Mack		M. Wallace											
						F. Gore		A. Collins											
						C. Rogers		N. Boyle											
						Total		C. Moore											
						Total		M. Campanaro											
						INTERCEPTIONS		INTERCEPTIONS											
						None		None											
						Total		Total											
						SACKS		SACKS											
						B. Mingo 1-17		W. Henry 1-8, Z. Smith 1-4											
						TACKLES (TOP 3)		TACKLES (TOP 3)											
						K. Moore II 9 (9 solo), A. Morrison 9 (6 solo)		C. Mosley 6 (6 solo), P. Onwuasor 6 (6 solo)											
						A. Walker 8 (5 solo)		T. Jefferson 5 (4 solo)											



# GAME 16: BENGALS 31, RAVENS 27

Baltimore (9-7) - Cincinnati (7-9)

Sunday, December 31, 2017 - 4:25 PM ET - M&T Bank Stadium - Baltimore

Weather: 19°, Cloudy, Wind NW 12 mph - Attendance: 70,507 - Time: 3:33



In a game where the Ravens had an opportunity to "win and get in" to the playoffs, Baltimore fell short, losing to AFC North rival Cincinnati at home to close out the 2017 season. After falling behind, 17-3, on two TE Tyler Kroft TD catches and a Bengals' FG, the Ravens trailed 17-10 at halftime. With :26 seconds left in the first half, Baltimore did gain momentum following an electrifying 87-yard KOR by WR/RS Chris Moore to give the Ravens the ball on the Bengals' 6-yard line. Moore then caught a 6-yard TD pass from QB Joe Flacco with :08 seconds left. But, early in the third quarter, with the Ravens driving, Bengals CB Darqueze Dennard secured a bobbled pass intended for Moore and returned it 89 yards for a TD, giving Cincinnati a 24-10 lead. The Ravens battled back, scoring on their next possession on a 17-yard RB Alex Collins run with 6:16 to go in the third quarter. After Cincinnati was forced to punt, Baltimore then engineered a 14-play drive that ended with a 34-yard FG by K Justin Tucker, his second of the game, bringing the Ravens to within 4 points (24-20) early in the fourth quarter. On the next possession, the Ravens' defense held Cincinnati in check, forcing a three-and-out, giving Baltimore a chance to take the lead. After an unnecessary roughness call on the Bengals (Brian Hill) during WR/RS Michael Campanaro's 18-yard punt return, Baltimore started its next drive at the Cincinnati 45. Flacco then completed 5-of-7 passes, including a 6-yard TD to WR Mike Wallace, giving the Ravens a 27-24 margin. Baltimore's defense forced another three-and-out on the ensuing Bengals' possession, but the Ravens were unable to seal the victory, after being forced to punt with 2:51 to go in the game. Cincinnati QB Andy Dalton then marched his team 90 yards on 10 plays, including a heartbreaking 49-yard TD pass on fourth-and-12 to WR Tyler Boyd with :44 seconds left in the game. During the drive, Ravens S Eric Weddle intercepted a pass, but it was negated due to a defensive holding penalty.

## CINCINNATI BENGALS (Head Coach: Marvin Lewis)

### OFFENSE

WR 18	A. Green
LT 65	C. Boling
LG 63	C. Westerman
C 61	R. Bodine
RG 66	T. Hopkins
RT 73	E. Winston
TE 81	T. Kroft
WR 80	J. Malone
WR 11	B. LaFell
QB 14	A. Dalton
HB 28	J. Mixon

### DEFENSE

LDE 96	C. Dunlap
NT 99	A. Billings
DT 97	G. Atkins
RDE 90	M. Johnson
SLB 50	J. Evans
MLB 56	H. Nickerson
WLB 57	V. Rey
LCB 27	D. Kirkpatrick
RCB 22	W. Jackson
SS 36	S. Williams
FS 43	G. Iloka

## BALTIMORE RAVENS (Head Coach: John Harbaugh)

### OFFENSE

WR 17	M. Wallace
WR 10	C. Moore
LT 79	R. Stanley
LG 74	J. Hurst
C 66	R. Jensen
RG 68	M. Skura
RT 77	A. Howard
TE 87	M. Williams
WR 86	N. Boyle
QB 5	J. Flacco
RB 34	A. Collins

### DEFENSE

DE 98	B. Williams
NT 97	M. Pierce
DE 94	C. Davis
RUSH 55	T. Suggs
MLB 57	C. Mosley
WLB 48	P. Onwuasor
SLB 99	M. Judon
LCB 24	B. Carr
SS 23	T. Jefferson
FS 32	E. Weddle
RCB 29	M. Humphrey

## GAME SUMMARY

	1	2	3	4	OT	TOTAL	FIELD GOALS (MADE) & MISSED
CINCINNATI	7	10	7	7	0	31	R. Bullock (32)
BALTIMORE	0	10	7	10	0	27	J. Tucker (46, 34)

TEAM	QTR	TIME	PLAY DESCRIPTION (extra point)	DRIVE	SCORE
Bengals	1	10:55	T. Kroft 1 yd. pass from A. Dalton (R. Bullock kick)	8-78, 4:05	7-0
Ravens	2	11:13	J. Tucker 46 yd. Field Goal	4-6, 0:57	7-3
Bengals	2	4:14	T. Kroft 5 yd. pass from A. Dalton (R. Bullock kick)	9-72, 3:58	14-3
Bengals	2	0:23	R. Bullock 32 yd. Field Goal	12-63, 2:59	17-3
Ravens	2	0:04	C. Moore 6 yd. pass from J. Flacco (J. Tucker kick)	1-6, 0:19	17-10
Bengals	3	10:17	D. Dennard 89 yd. interception return (R. Bullock kick)		24-10
Ravens	3	6:16	A. Collins 17 yd. run (J. Tucker kick)	8-61, 4:01	24-17
Ravens	4	13:08	J. Tucker 34 yd. Field Goal	14-62, 5:55	24-20
Ravens	4	8:48	M. Wallace 6 yd. pass from J. Flacco (J. Tucker kick)	7-45, 3:17	24-27
Bengals	4	0:44	T. Boyd 49 yd. pass from A. Dalton (R. Bullock kick)	11-90, 1:59	31-27

**OFFICIALS** – Referee: Ron Torbert (62), **Umpire:** Paul King (121), **Down Judge:** Sarah Thomas (53), **Line Judge:** Mark Steinkerchner (84), **Side Judge:** Scott Edwards (3), **Field Judge:** Aaron Santi (50), **Back Judge:** Greg Yette (38)

## TEAM STATISTICS

	BENGALS	RAVENS
First Downs	22 (5-14-3)	19 (7-11-1)
Third Downs	5-15 (33%)	5-17 (29%)
Fourth Downs	1-1 (100%)	1-2 (50%)
Total Net Yards	359	312
Plays – Average	75-4.8	74-4.2
Net Yds Rushing	146	118
Rushes – Average	30-3.9	26-4.5
Net Yards Passing	213	194
Att. – Yds Lost – Gross Pass.	1-9-222	1-9-203
Passes Att. – Comp. – INT	44-23-0	47-25-1
Red Zone	2-3 (67%)	3-4 (75%)
Goal-to-Go	2-2 (100%)	1-1 (100%)
Punts – Average	8-42.8	8-41.6
Penalties – Yards	6-60	5-47
Fumbles – Lost	2-1	0-0
Time of Possession	28:39	31:21

## INDIVIDUAL STATISTICS

### BENGALS

RUSHING	ATT	YDS	AVG	LG	TD
J. Mixon	18	96	5.3	17	0
G. Bernard	10	52	5.2	21	0
A. Dalton	2	-2	-1.0	-1	0
<b>Total</b>	<b>30</b>	<b>146</b>	<b>4.9</b>	<b>21</b>	<b>0</b>

PASSING	ATT	CMP	YDS	SK/YD	TD	LG	IN	RT
A. Dalton	44	23	222	1/9	3	49	0	89.4
<b>Total</b>	<b>44</b>	<b>23</b>	<b>222</b>	<b>1/9</b>	<b>3</b>	<b>49</b>	<b>0</b>	<b>89.4</b>

RECEIVING	REC	YDS	AVG	LG	TD
T. Kroft	6	53	8.8	20	2
G. Bernard	6	18	3.0	11	0
T. Boyd	5	91	18.2	49	1
B. LaFell	2	35	17.5	22	0
A. Green	2	17	8.5	11	0
C. Uzomah	1	7	7.0	7	0
J. Mixon	1	1	1.0	1	0
<b>Total</b>	<b>23</b>	<b>222</b>	<b>9.7</b>	<b>49</b>	<b>3</b>

### INTERCEPTIONS

NO	YDS	AVG	LG	TD	
D. Dennard	1	89	89.0	89	1
<b>Total</b>	<b>1</b>	<b>89</b>	<b>89.0</b>	<b>89</b>	<b>1</b>

### SACKS

C. Dunlap 1-9

### TACKLES (TOP 3)

V. Rey 10 (8 solo), H. Nickerson 7 (7 solo)  
B. Bell 6 (4 solo), G. Iloka 6 (4 solo)

### RAVENS

RUSHING	ATT	YDS	AVG	LG	TD
A. Collins	20	78	3.9	17	1
J. Allen	5	37	7.4	19	0
D. Woodhead	1	3	3.0	3	0
<b>Total</b>	<b>26</b>	<b>118</b>	<b>4.5</b>	<b>19</b>	<b>1</b>

PASSING	ATT	CMP	YDS	SK/YD	TD	LG	IN	RT
J. Flacco	47	25	203	1/9	2	16	1	69.7
<b>Total</b>	<b>47</b>	<b>25</b>	<b>203</b>	<b>1/9</b>	<b>2</b>	<b>16</b>	<b>1</b>	<b>69.7</b>

RECEIVING	REC	YDS	AVG	LG	TD
B. Watson	7	61	8.7	13	0
M. Wallace	5	40	8.0	12	1
D. Woodhead	4	16	4.0	9	0
M. Campanaro	3	36	12.0	15	0
N. Boyle	2	24	12.0	16	0
A. Collins	2	18	9.0	11	0
C. Moore	1	6	6.0	6	1
P. Ricard	1	2	2.0	2	0
<b>Total</b>	<b>25</b>	<b>203</b>	<b>8.1</b>	<b>16</b>	<b>2</b>

INTERCEPTIONS	NO	YDS	AVG	LG	TD
<b>Total</b>	<b>0</b>	<b>0</b>	<b>0</b>	<b>0</b>	<b>0</b>

### SACKS

M. Judon 1-9

### TACKLES (TOP 3)

M. Canady 8 (7 solo), C. Mosley 6 (5 solo),  
P. Onwuasor 6 (5 solo), B. Williams 6 (4 solo)

# 2017 NFL RANKINGS

	OFFENSE			DEFENSE		
	TOTAL	RUSH	PASS	TOTAL	RUSH	PASS
Arizona Cardinals	22	30	15	6	6	14
Atlanta Falcons	8	13	8	9	9	12
<b>BALTIMORE RAVENS</b>	<b>27</b>	<b>11</b>	<b>29</b>	<b>12</b>	<b>15</b>	<b>10</b>
Buffalo Bills	29	6	31	26	29	20
Carolina Panthers	19	4	28	7	3	18
Chicago Bears	30	16	32	10	11	7
Cincinnati Bengals	32	31	27	18	30	8
Cleveland Browns	24	18	22	14	7	19
Dallas Cowboys	14	2	26	8	8	11
Denver Broncos	17T	12	20	3	5	4
Detroit Lions	13	32	6	27	18	27
Green Bay Packers	26	17	25	22	17	23
Houston Texans	20	14	21	20	13	24
Indianapolis Colts	31	22	30	30	26	28
Jacksonville Jaguars	6	*1	17	2	21	*1
Kansas City Chiefs	5	9	7	28	25	29
Los Angeles Chargers	4	24	*1	15	31	3
Los Angeles Rams	10	8	10	19	28	13
Miami Dolphins	25	29	18	16	14	16
Minnesota Vikings	11	7	11	*1	2	2
New England Patriots	*1	10	2	29	20	30
New Orleans Saints	2	5	5	17	16	15
New York Giants	21	26	19	31	27	31
New York Jets	28	19	24	25	24	21
Oakland Raiders	17T	25	16	23	12	26
Philadelphia Eagles	7	3	13	4	*1	17
Pittsburgh Steelers	3	20	3	5	10	5
San Francisco 49ers	12	21	9	24	22	22
Seattle Seahawks	15	23	14	11	19	6
Tampa Bay Buccaneers	9	27	4	32	23	32
Tennessee Titans	23	15	23	13	4	25
Washington Redskins	16	28	12	21	32	9

\*NFL leader



## RAVENS TOP 2017 PLAYER RANKINGS

Player	Category	No.	AFC Rank	NFL Rank	Player	Category	No.	AFC Rank	NFL Rank
Alex Collins	Yards Per Carry	4.59	4	9	Terrell Suggs	Sacks	11	5	11t
Alex Collins	Rushing Yards	973	7	11	Justin Tucker	Field Goals Made	34	5	7t
Joe Flacco	Completions	352	4	6t	Justin Tucker	Field Goal Percentage	91.9	4	7
Matthew Judon	Tackles for Loss	17	3t	2t	Justin Tucker	Leading Scorers (Ks)	142	4	6
Sam Koch	Punts Inside the 20	40	1	1	Justin Tucker	Longest Field Goal	57	2t	4
Sam Koch	Punts Inside the 10	16	1	1	Eric Weddle	Interceptions	6	2t	3t
C.J. Mosley	Total Tackles	130	5	8					



# 2017 NFL STANDINGS

## AMERICAN FOOTBALL CONFERENCE

NORTH						EAST							
W	L	T	PCT.	PF	PA	W	L	T	PCT.	PF	PA		
z-Pittsburgh Steelers	13	3	0	.813	406	308	*-New England Patriots	13	3	0	.813	458	296
<b>Baltimore Ravens</b>	<b>9</b>	<b>7</b>	<b>0</b>	<b>.563</b>	<b>395</b>	<b>303</b>	y-Buffalo Bills	9	7	0	.563	302	359
Cincinnati Bengals	7	9	0	.438	290	349	Miami Dolphins	6	10	0	.375	281	393
Cleveland Browns	0	16	0	.000	234	410	New York Jets	5	11	0	.313	298	382



SOUTH						WEST							
W	L	T	PCT.	PF	PA	W	L	T	PCT.	PF	PA		
z-Jacksonville Jaguars	10	6	0	.625	417	268	z-Kansas City Chiefs	10	6	0	.625	415	339
y-Tennessee Titans	9	7	0	.563	334	356	Los Angeles Chargers	9	7	0	.563	355	272
Indianapolis Colts	4	12	0	.250	263	404	Oakland Raiders	6	10	0	.375	301	373
Houston Texans	4	12	0	.250	338	436	Denver Broncos	5	11	0	.313	289	382

## NATIONAL FOOTBALL CONFERENCE

NORTH						EAST							
W	L	T	PCT.	PF	PA	W	L	T	PCT.	PF	PA		
z-Minnesota Vikings	13	3	0	.813	382	252	*-Philadelphia Eagles	13	3	0	.813	457	295
Detroit Lions	9	7	0	.563	410	376	Dallas Cowboys	9	7	0	.563	354	332
Green Bay Packers	7	9	0	.438	320	384	Washington Redskins	7	9	0	.438	342	388
Chicago Bears	5	11	0	.313	264	320	New York Giants	3	13	0	.188	246	388



SOUTH						WEST							
W	L	T	PCT.	PF	PA	W	L	T	PCT.	PF	PA		
z-New Orleans Saints	11	5	0	.688	448	326	z-Los Angeles Rams	11	5	0	.688	478	329
y-Carolina Panthers	11	5	0	.688	363	327	Seattle Seahawks	9	7	0	.563	366	332
y-Atlanta Falcons	10	6	0	.625	353	315	Arizona Cardinals	8	8	0	.500	295	361
Tampa Bay Buccaneers	5	11	0	.313	335	382	San Francisco 49ers	6	10	0	.375	331	383

z-Clinched division y-Wild Card

\*-Clinched division & homefield advantage

## 2017 NFL POSTSEASON

### AFC

#### Wild Card Playoff Games

Tennessee (22) at Kansas City (21)  
Buffalo (3) at Jacksonville (10)

#### Divisional Playoff Games

Tennessee (14) at New England (35)  
Jacksonville (45) at Pittsburgh (42)

#### Championship Game

Jacksonville (20) at New England (24)

### NFC

#### Wild Card Playoff Games

Atlanta (26) at Los Angeles Rams (13)  
Carolina (26) at New Orleans (31)

#### Divisional Playoff Games

Atlanta (10) at Philadelphia (15)  
New Orleans (24) at Minnesota (29)

#### Championship Game

Minnesota (7) at Philadelphia (38)



Super Bowl LII at U.S. Bank Stadium • Minneapolis, Minnesota

Philadelphia (NFC) 41, New England (AFC) 33

NFL Pro Bowl at Camping World Stadium • Orlando, Florida

AFC 24, NFC 23






*JOE FLACCO*





*OZZIE NEWSOME*



An emotionally-charged and thrilling six weeks kicked off the Baltimore Ravens' 2012 campaign. Despite playing their first four games in an 18-day span, the Ravens produced a 5-1 record, marking the best start ever under John Harbaugh. Highlighted by a season-opening victory on Monday Night Football against division foe Cincinnati and an exhilarating, last-second

triumph over AFC rival New England, the Ravens immediately demonstrated the type of heart and resolve that would allow them to conquer anything in an NFL season.

Climbing to 9-2, Baltimore tied (2006) the best record to begin a season in franchise history. Following their bye week, the battle-tested Ravens won four-straight games – three of which occurred in hostile road clashes. Though a rash of injuries to key contributors left them shorthanded, the Ravens remained relentless and emerged victorious in hard-fought contests at Cleveland and Pittsburgh. Baltimore's grit was never more on display than in Week 12 at San Diego, when Ray Rice converted a fourth-and-29 catch – later voted "NFL Play of the Year" – to send the game into overtime and help capture the comeback win.

While able to secure the AFC North Title with a decisive victory over the New York Giants in Week 16, the Ravens closed out the regular season by dropping four of their last five games. This stretch included three-consecutive

defeats – two by three points – to begin December, all against emerging playoff contenders. Many outsiders perceived the run of losses to be Baltimore's late-season demise, but the Ravens felt otherwise. As each wintry week passed, the team's resilient chemistry never faded, nor did its genuine belief that the best was yet to come.

On Wild Card weekend, before a sellout M&T Bank Stadium crowd that celebrated and saluted Ray Lewis in his final home game, Baltimore pummeled the Colts, 24-9, kick-starting an incredible playoff run. Holding Indy without a touchdown, the Ravens' defense was led by Lewis, who returned to action for the first time since tearing his triceps in Week 6.

"I think we're all appreciative, grateful for the opportunity to be here and to witness this historic moment in sports," head coach John Harbaugh said after the win. "And, it wasn't just about one guy [Lewis]. Nobody understands it more than the one guy we're talking about. It was about a team. It was about a city, a fan base, a great sport, about a great career."

Fresh off an emotional victory over Indianapolis, Baltimore traveled to No. 1 seed Denver for a Divisional Playoff bout. Riding an 11-game win streak, the heavily-favored Broncos had beaten the Ravens, 34-17, in Charm City four weeks prior.

But despite its underdog status, Baltimore approached the game with the brazen attitude of a champion. It was a boldness reinforced by strength gained while facing adversity throughout the season. It was also a resiliency the team had developed and a brotherhood that leaders such as Harbaugh, Lewis, Terrell Suggs, Joe Flacco and Rice had cultivated from Day One.



LB Ray Lewis emerges from the M&T Bank Stadium tunnel for the final home intro of his career prior to the Wild Card win over Indianapolis (1/6/13).



WR Jacoby Jones secures QB Joe Flacco's deep pass, connecting for a 70-yard TD to send the Divisional Playoff at Denver (1/12/13) into overtime.





As part of 21 unanswered points by Baltimore, WR Anquan Boldin scores a fourth-quarter TD in the 28-13 AFC Championship victory at New England (1/20/13).

In what became the fourth-longest game (4:11) in NFL history, the Ravens outlasted the Broncos, 38-35, in double OT, producing an electrifying victory-turned instant classic.

Facing third-and-three with 31 seconds remaining in regulation, Flacco found Jacoby Jones, who had blazed past defenders down the right sideline, to manufacture an improbable 70-yard touchdown bomb. The crowd-silencing connection cut the deficit to 1, with Justin Tucker then quickly tying the game at 35 to force overtime. Near the end of the extra period, Corey Graham intercepted Peyton Manning, ultimately setting up a 47-yard game-winning field goal by Tucker in double OT and sealing the Ravens' 38-35 win.

"Thanks for bearing witness to one of the greatest football games you're ever going to see," stated Harbaugh after the victory, which sent Baltimore to the AFC Championship for a second-straight season and third time in five years. "That football game did the game of football proud."

Next up was an AFC Title bout with the No. 2 seed Patriots, who just 12 months prior had knocked out Baltimore in the exact same setting. Though the Ravens' hearts were battered following the 2011 playoff loss, the defeat served as an influential lesson and a unifying force. It was an outcome that simultaneously marked the bitter end of a poignant journey, but also some inspiration for a determined 2012 Ravens team.

All season long, as they grinded away for a chance to finish what they had started the year before, the Ravens got what they wanted. And this time, they didn't disappoint.

The Patriots, who owned the NFL's No. 1-ranked and highest-scoring offense, were shut out in the second half by a dominant Ravens' "D" that found ways to constantly frazzle Tom Brady and pummel his normally-potent attack. In defeating New England, 28-13, Baltimore clinched a berth in Super Bowl XLVII, seizing the franchise's second conference title.

"Congratulations to our players, to our coaches," Harbaugh said. "[Tonight] was about a football team playing really good football in one of the biggest moments that football has to offer, and that's what I am so proud of as a football coach."

On Feb. 3, 2013, the AFC Champion Ravens battled the NFC Champion 49ers in Super Bowl XLVII. It was the first time in NFL history that two brothers, John and Jim Harbaugh, faced each other as head coaches in a championship game.

"We've seen it all this year," Harbaugh stated before the game. "We've had injuries; we've had adversity; we've had exhilaration; we've had great moments. That's what a season is made of. The team that navigates all these things the best, in the end, will be the one true champion."

And in the end, no team navigated its voyage better than the 2012 Ravens. In what would become a timeless NFL masterpiece – one bursting with drama at every turn – Baltimore defeated San Francisco, 34-31, becoming the NFL's one true champion.

After taking an early 28-6 lead, the Ravens produced a valiant goal-line stand to clinch their second Super Bowl title. Overcoming a feverish 49ers' second-half comeback and a bizarre 34-minute power outage in the third quarter, Baltimore started fast and finished strong, all while entertaining millions of spectators around the globe.

Spurred by Flacco, who was named the game's MVP after completing 22 of 33 passes for 287 yards and three touchdowns, the Ravens capped a remarkable journey – one that will forever live in football lore.

"We've got a lot of resolve. That's why we won the game," stated Harbaugh, who with the victory set an NFL record for most playoff wins (nine) in a head coach's first five seasons. "It wasn't perfect, it wasn't pretty, but it was us."




John Harbaugh hoists the Lombardi Trophy following the Ravens' thrilling 34-31 victory over San Francisco in Super Bowl XLVII (2/3/13).





# SUPER BOWL XXXV CHAMPIONS



The young and brash Baltimore Ravens began the 2000 NFL season talking playoffs and ending the year as World Champions, thanks to one of the most dominant defenses in pro football history.

The Ravens' Super Journey began with an ominous regular season schedule that included five road games in seven weeks. In the middle of it all was a five-game streak without a touchdown.

Thankfully, the drought never divided the team.

The race toward the Lombardi Trophy was not without its hurdles: Ray Lewis rebounded from a trying offseason; Trent Dilfer, now a Raven, returned to Tampa Bay for the Super Bowl; an emotional Jermaine Lewis dedicated a superb performance to the memory of his stillborn son. Still, the team rallied the season, and it made the hard-fought victory that much sweeter.

The journey was about the coming of age for talented young players like Jamal Lewis, Chris McAlister and Duane Starks. It also belonged to tough veterans like Rod Woodson, Ray Lewis, Rob Burnett, Shannon Sharpe, Matt Stover, Michael McCrary and Jonathan Ogden.

And the journey also belonged to the fans of Baltimore. The fans numbered in the thousands at the downtown sendoff at Harbor Place. Banners and promises hung in the air, and none would be broken.

While the hometown fans would celebrate with seven-straight days of purple pride, the team took off for Tampa for a week of preparation before the ultimate contest. On Sunday, Jan. 28, 2001, the Ravens kept their promise and defeated the New York Giants, 34-7.


Ray Lewis earned Super Bowl XXXV MVP honors, as well as Defensive Player of the Year. The Ravens tied a Super Bowl record with four INTs, and they were only the third team in NFL history to not commit a turnover in a Super Bowl. Most exciting new record? Perhaps three successive scores on three seesaw plays. The back-to-back kickoff returns for TDs were yet another new record.

Following the game, owner Art Modell lifted the Lombardi Trophy in the air and said: "To the people of Baltimore City, Baltimore County and the State of Maryland, this belongs to you. From the bottom of my heart, thank you."

When the Ravens flew home on that beautiful, blue-sky Monday after the Super Bowl, they heard about the parade scheduled in their honor for the next day. The icy downpour that Tuesday phased no one. Hundreds of thousands of fans ignored the rain and cold and waited for their heroes to ride by on Baltimore's crowded city streets.

Later, the entire organization was invited to the White House in June to meet President George W. Bush.

**Francine Lubera and Kevin Byrne of the Ravens' public relations office chronicled the run to the Super Bowl in the book "Super Journey: Diary of the Ravens World Championship Season" (above left), published in July of 2001.**



# BALTIMORE FOOTBALL HISTORY

## COLTS HISTORY

**12/28/46** - Baltimore was awarded the bankrupt Miami Seahawks franchise of the All-America Football Conference. Re-named Colts via a fan contest.

**12/8/49** - AAFC/NFL reached merger agreement. Colts entered the NFL for 1950 season.

**12/19/50** - Colts finished 1-11 in their first NFL season with a 15-14 loss to the New York Yanks at Yankee Stadium. The Yanks later became the Baltimore Colts.

**1/18/51** - Franchise withdrew from league and received \$50,000 for players by the NFL.

**1951-52** - No Colts team existed.

**12/3/52** - Commissioner Bert Bell challenged Baltimore to sell 15,000 tickets in six weeks to re-enter NFL. The ticket drive reached its quota in four weeks, three days.

**10/1/53** - Carroll Rosenbloom headed an ownership group and Baltimore was awarded the Dallas Texans' franchise.

**12/28/58** - Colts defeated NYG, 23-17, at Yankee Stadium for World Championship. That game sparked the emergence of the NFL as a televised sports giant.

**12/27/59** - The Colts won their second-straight World Championship over Giants, in Baltimore, 31-16.

**1/8/63** - Don Shula replaced Weeb Ewbank as head coach.

**12/27/64** - Browns beat Colts, 27-0, in Cleveland for NFL title. Art Modell wins first title.

**6/8/66** - NFL and AFL announced plans to merge in 1970. Colts, Browns and Steelers later joined AFC in NFL's realignment.

**1/12/69** - Jets defeated Colts, 16-7, in Super Bowl III at Orange Bowl after Joe Namath guaranteed a New York victory.

**3/3/70** - Don Shula resigned to become head coach of Miami Dolphins.

**1/17/71** - Jim O'Brien kicked a 32-yard FG with five seconds left as Colts won Super Bowl V vs. Dallas, 16-13, in first AFC-NFC Super Bowl.

**7/26/72** - Robert Irsay traded the L.A. Rams to Carroll Rosenbloom for the Colts.

**1/15/75** - Ted Marchibroda named head coach.

**4/26/83** - Colts selected John Elway with No. 1 pick in NFL draft, but traded him to Denver for T Chris Hinton, QB Mark Herrmann and Denver's top pick in 1984.

**12/18/83** - In the last NFL regular season game in Memorial Stadium (until 1996), the Colts beat the Oilers, 20-10. TE Pat Beach scored the last TD on 12-yard pass from QB Mike Pagel.

**3/28/84** - Colts franchise relocated to Indianapolis.

## RAVENS HISTORY

### 1995

**11/6** - Cleveland Browns announced intention to move to Baltimore for 1996 season.

### 1996

**2/9** - NFL approved franchise move.

**2/15** - Ted Marchibroda was named the Ravens' first head coach 21 years and one month to the day he was hired by the Baltimore Colts in 1975.

**3/29** - Baltimore's NFL franchise was officially named "Ravens" after a *Baltimore Sun* telephone poll received a record number of calls supporting the name.

**4/1** - The Ravens opened their first Owings Mills training facility with start of offseason program.

**6/5** - The new Ravens' logo, colors and uniforms were unveiled in a fashion show at Harborplace in downtown Baltimore City.

**6/14** - Ravens sold over 50,000 season tickets in 14 days.

**9/1** - The Ravens' first-ever regular season game was played before 64,124 fans at Memorial Stadium, the largest crowd in Baltimore professional sports history. QB Vinny Testaverde scored the first TD on a 9-yard run to propel the Ravens to a 19-14 win over the Raiders.

**12/22** - The Ravens concluded their inaugural season with a 4-12 record following a 24-21 loss to the Houston Oilers. The Ravens were 4-4 at home, and 0-8 on the road. The team sold out all 10 home games, including the two preseason games. Baltimore held a second-half lead in 10 of its 11 final games, but won only two. QB Vinny Testaverde was voted to the Pro Bowl after throwing for 4,177 yards and 33 TDs. WRs Michael Jackson and Derrick Alexander both eclipsed the 1,000-yard receiving mark and combined for 23 TDs.

### 1997

**3/18** - The Ravens and Western Maryland College (now McDaniel College) entered into a five-year agreement to hold training camp at the Westminster, MD, campus.

**12/14** - Baltimore defeated Tennessee, 21-19, in the final game at Memorial Stadium. Of the 16 regular season games played by the Ravens at Memorial Stadium, 13 were televised and all were sold out.

**12/21** - Baltimore dropped a 16-14 game at Cincinnati to finish the season 6-9-1. T Jonathan Ogden was named consensus All-Pro and voted as a starter to the Pro Bowl. LB Ray Lewis led the NFL in tackles with 210 and was voted first alternate to the Pro Bowl, then selected as a "needs" player by coach Bill Cowher.

### 1998

**2/14** - The Ravens traded for QB Jim Harbaugh (from Ind.), the first of several key offseason acquisitions, including RB Errict Rhett (2/17), FB Roosevelt Potts (2/24) and CB Rod Woodson (2/25).



# RAVENS HISTORY

**9/5** - The new NFL Stadium at Camden Yards (later named PSINet Stadium) was the backdrop for an opening gala that included fireworks, a Stevie Wonder/Baltimore Symphony Orchestra concert and a spectacular laser show.

**9/6** - The Ravens opened their new NFL Stadium in downtown Baltimore before a host of dignitaries, a packed house and the Steelers. The Ravens lost, 20-13.

**12/28** - After a 6-10 finish, the Ravens did not renew Ted Marchibroda's contract. Six Ravens represented the AFC in the Pro Bowl: LB Peter Boulware, WR/RS Jermaine Lewis, LB Ray Lewis, DE Michael McCrary, T Jonathan Ogden and S Bennie Thompson (special teamer).

## 1999

**1/19** - Brian Billick became the second head coach in Ravens history when he accepted a six-year contract from owner Art Modell. Billick, the highly successful offensive coordinator for Minnesota, directed a Vikings' attack that set a variety of NFL and team records, including the league's single-season scoring mark of 556 points in 1998.

**1/26** - PSINet Inc., the first and largest independent commercial Internet provider, announced a 20-year partnership to develop a global network for the Ravens. With the agreement, the new facility was named PSINet Stadium.

**1/30** - Ravens executive vice president of player personnel Ozzie Newsome was selected for induction into the Pro Football Hall of Fame, along with Lawrence Taylor, Eric Dickerson, Tom Mack and Billy Shaw. Newsome was the NFL's all-time leading tight end in pass receptions until Shannon Sharpe eclipsed the record in 2001.

**9/12** - Brian Billick's debut as head coach was spoiled in the season opener, as St. Louis defeated the Ravens, 27-10, in the TransWorld Dome. QB Kurt Warner had his first NFL start.

**12/26** - The Ravens recorded their first-ever shutout, a 22-0 win over Cincinnati. The victory completed a perfect December and gave the Ravens a franchise-high eight victories. Five players (LB Peter Boulware, LB Ray Lewis, DE Michael McCrary, T Jonathan Ogden and S Rod Woodson) were named to the Pro Bowl. The Ravens' defense finished second in the NFL, and in the team's 6-3 finish, Baltimore outscored opponents, 324-277.

## 2000

**2/22** - The Ravens signed seven-time Pro Bowl TE Shannon Sharpe, an unrestricted free agent who had starred for 10 years with the Denver Broncos. Sharpe caught 552 passes for 6,983 yards and 44 TDs for Denver.

**3/27** - NFL owners approved the sale of 49% of the Ravens to Anne Arundel County (MD) business executive Steve Bisciotti. In it, Bisciotti had an option to purchase the remaining 51% for \$325 million in 2004.

**SEPT.** - The Ravens opened the 2000 season with a 16-0 win at Pittsburgh in their last visit to Three Rivers Stadium on 9/3. They won three of their first four games, including a dramatic

39-36 win over Jacksonville (their first win over the Jaguars) and a 37-0 shutout over Cincinnati.

**OCT.** - Baltimore finished October at 2-3, and did not score a TD during the month. Trent Dilfer replaced Tony Banks at QB on 10/29 vs Pittsburgh.

**NOV./DEC.** - Baltimore won its final seven regular season games by a combined score of 193-63. On 11/26, Earnest Byner was the first inductee to the Ravens' Ring of Honor (Ravens won 44-7 vs. Cleveland). On 12/10, Art Modell was honored in pre-game ceremonies for his 40 years of ownership. That day, the Ravens earned their first playoff berth, defeating San Diego, 24-3.


**12/24** - The Ravens' defense set a 16-game record by allowing only 165 total points. Baltimore also set an NFL record by allowing only 970 yards rushing. The Ravens finished 12-4 after beating the New York Jets, 34-20, on Christmas Eve. Rookie RB Jamal Lewis rushed for a team-record 1,364 yards in 2000.

**12/31** - The Ravens defeated the Denver Broncos, 21-3, in an AFC Wild Card Playoff Game at PSINet Stadium, the first home playoff game in Baltimore since 1977. Jamal Lewis rushed for 110 yards on 30 carries and scored twice, while the defense allowed Denver's rushing attack only 42 yards on the ground.

## 2001

**1/2** - LB Ray Lewis won NFL Defensive Player of the Year honors from *The Associated Press*.

**1/7** - The Ravens scored 14 fourth quarter points to defeat Tennessee, 24-10, at Adelphia Coliseum to advance to the AFC Championship. The go-ahead TD was a 90-yard return by Anthony Mitchell off a blocked FG; then Ray Lewis scored on a 50-yard INT return to seal the win.



LB Ray Lewis was named the 2000 NFL Defensive Player of the Year and Super Bowl XXXV MVP after the Ravens' win (34-7) over the New York Giants.



# RAVENS HISTORY

**1/14** - The Ravens traveled to Oakland and defeated the Raiders, 16-3, in the AFC Championship game to advance to Super Bowl XXXV. TE Shannon Sharpe scored on an NFL postseason-record 96-yard pass from Trent Dilfer. The Ravens limited the Raiders to 24 rushing yards.

**1/28** - The Ravens defeated the New York Giants, 34-7, to capture their first World Championship in Super Bowl XXXV, played at Raymond James Stadium in Tampa, FL. Ray Lewis was named Super Bowl MVP and only Ron Dixon's 97-yard KOR for a TD averted a shutout against the Giants. A Super Bowl record was set when three TDs were scored in a span of 36 seconds, including Duane Starks' 49-yard INT return and Jermaine Lewis' 84-yard KOR.

**1/30** - Over 200,000 people turned out on a cold, rainy day to attend the Baltimore Ravens' victory parade.

**JULY/AUG.** - The Ravens opened training camp as defending World Champions with the entire nation watching, as HBO's *Hard Knocks: Training Camp with the Baltimore Ravens* debuted with the Ravens as the featured team.

**9/9** - The Ravens won their 12th-consecutive game and second-consecutive opener with a 17-6 win over the Chicago Bears at PSINet Stadium. On 9/11, the World Trade Center collapsed and the Pentagon was hit, following terrorist attacks.

**10/21** - Matt Stover broke the NFL record for most consecutive games with a FG, snapping Fred Cox's old mark of 31, when he booted two three-pointers in a 24-14 loss to the Browns at Cleveland Browns Stadium. Stover's streak ended at 38 games with a missed FGA on 12/16 vs. Pittsburgh.

**11/18** - TE Shannon Sharpe became the NFL's all-time leading pass-catching TE (surpassing Ravens executive VP and GM Ozzie Newsome's mark of 662), when Sharpe caught a 29-yard pass on the fifth play of the game vs. the Cleveland Browns. He finished the 2001 season with 692 career receptions for 8,604 yards, both then-all-time NFL highs for a TE.

**12/2** - S Rod Woodson set an NFL record by returning a Peyton Manning INT 47 yards for a TD, his 10th career TD on an INT return, in a 39-27 win over Indy. Woodson's TD snapped a tie with Ken Houston (nine career INT-TDs).

**12/23** - RB Corey Dillon of the Bengals rushed for 127 yards, snapping the Ravens' streak of 50 games (including playoffs) of not allowing a 100-yard rusher, the longest streak since the 1989-1992 Eagles had a 53-game streak. The Ravens scored their third consecutive home shutout over the Bengals (16-0), the first time in 24 years (1975-77, Oakland over San Diego) that a team had three straight home shutouts over the same opponent.

## 2002

**1/2** - Six Ravens from the 2001 season were selected to play in the Pro Bowl, tying the team mark set in 1998. Selected were LB Ray Lewis, T Jonathan Ogden, DT Sam Adams, RS Jermaine Lewis, TE Shannon Sharpe and S Rod Woodson.

**1/7** - The Ravens played a postponed regular season game

against Minnesota at Ravens Stadium and defeated the Vikings, 19-3, allowing Baltimore to advance to the playoffs. The game had been scheduled for Monday, 9/17, but was re-scheduled because of the 9/11 terrorist attacks on the United States. The victory gave the Ravens a 10-6 record and clinched a Wild Card spot as the AFC's fifth seed. LB Peter Boulware set a team record with four sacks vs. the Vikings to finish as the AFC's leading sacker with 15.

**1/13** - The Baltimore Ravens traveled to Miami and defeated the Dolphins, 20-3, in an AFC Wild Card Playoff game. Baltimore set a playoff team record with 226 rushing yards on 50 carries. The Ravens became the first team in NFL history to win its first five playoff games. Only Joe Gibbs, who won his first six playoff games, surpassed Brian Billick's mark of five (tied with Tom Flores).

**1/20** - After five-consecutive playoff wins (including the Super Bowl run in 2000), the Ravens were stopped at Heinz Field with a 27-10 loss to the Pittsburgh Steelers in the AFC Divisional Playoff game. The Steelers jumped to a 20-0 first-half lead and stifled Baltimore's offense. Baltimore's only TD came when RS Jermaine Lewis set a then NFL playoff record with an 88-yard punt return for a score in the third quarter.

**5/15** - The Ravens and McDaniel College (formerly Western Maryland College) announced a three-year contract extension to keep Ravens training camp in Westminster, MD, through the 2004 season.

**9/8** - With the youngest team in NFL history (19 first-year players), the Ravens dropped their first two games at Carolina (10-7) and at home (9/15) vs. the Buccaneers (25-0). A moving tribute was paid to Hall of Fame QB Johnny Unitas prior to the game, and QB Chris Redman, a close friend and admirer, wore black hightops in honor of his hero. Johnny Unitas passed away on 9/11.

**9/30** - CB Chris McAlister ran into the NFL record books against Denver. With one second remaining in the first half, Broncos K Jason Elam's FGA was short. McAlister caught it in the end zone and returned it 107 yards for a TD – the then-longest play of any kind in league history. The previous record was 106 yards (3 KORs), last accomplished by Roy Green in 1979. Baltimore won 34-23. S Ed Reed blocked the first punt in Ravens history, leading to the Ravens' second TD of the second quarter against the Broncos.

**10/20** - QB Johnny Unitas and seven of his Hall of Fame Colts teammates were enshrined into the Ring of Honor at Ravens Stadium in front of a sellout crowd of 69,173 fans. Enshrined with Unitas were: WR Raymond Berry, RB Lenny Moore, DT Art Donovan, DE Gino Marchetti, TE John Mackey, OT Jim Parker and LB Ted Hendricks. A bronze statue of Unitas' likeness was sculpted by local Baltimore artist Frederick Kail and dedicated at Gate A, newly-named Unitas Plaza. In a joint effort, the Baltimore Ravens, Art Modell, the Steve Bisciotti family, and others commissioned the project.

**12/29** - The Ravens lost their final game of the season at Pittsburgh (34-31) in a heart-breaking nailbiter. Hopes of

# RAVENS HISTORY

a playoff berth ended, as the Ravens finished with a 7-9 record. Three Ravens players traveled to Hawaii for the Pro Bowl: T Jonathan Ogden, LB Peter Boulware and first-timer TE Todd Heap.

## 2003

**JAN./FEB.** - Ozzie Newsome was named the NFL's first minority general manager. The executive VP and GM promoted three members of his staff: Phil Savage, player personnel director; George Kokinis, pro personnel director; and Eric DeCosta, college scouting director. Former Bears Hall of Fame LB Mike Singletary launched his coaching career when he was hired by the Ravens as the team's LBs coach. Art Modell entered his 43rd (and final) year in the NFL as a franchise owner.

**5/6** - Ravens Stadium was re-named M&T Bank Stadium in a press conference held at the stadium. The 15-year, \$75 million agreement included naming rights, as well as, jointly administered community-based programs. The then-147-year-old M&T Bank was headquartered in Buffalo, NY.

**9/2** - The average age of the Ravens was only 25.8 years at roster cutdown. Baltimore had 11 first- and second-year players on the roster; seven rookies and 11 second-year veterans. The average years of experience was just four. The Ravens were the third-youngest team in the NFL (Cleveland, 24.8 and Chicago, 25.3).

**9/14** - Baltimore rolled over the Cleveland Browns, 33-13, at M&T Bank Stadium. In that home opener, RB Jamal Lewis broke a then-NFL record with 295 yards rushing on 30 carries and 2 TDs. In the game at Cleveland (12/21), Lewis rushed for 205 yards, setting the NFL mark for rushing yards in a season versus the same team – 500 yards.

**12/18** - A team-record eight players were voted to the Pro Bowl (most in NFL, tied with the Chiefs): LB Ray Lewis, S Ed Reed, LB Peter Boulware, T Jonathan Ogden, TE Todd Heap, RB Jamal Lewis, CB Chris McAlister and LB/Special Teamer Adalius Thomas.

**12/28** - Art Modell was inducted into the Ring of Honor at M&T Bank Stadium in the final game of the season, a 13-10 OT win over Pittsburgh. Baltimore finished 10-6, winning its first-ever AFC North Division title.

**12/31** - RB Jamal Lewis and LB Ray Lewis were named *The Associated Press* NFL Offensive and Defensive Players of the Year, respectively, while LB Terrell Suggs was named AP NFL Defensive Rookie of the Year.

## 2004

**1/3** - The Ravens lost, 20-17, to the Titans in the AFC Wild Card game at M&T Bank Stadium on Gary Anderson's game-winning kick (46-yard FG), with 29 seconds remaining.

**2/4** - Jim Fassel, former head coach of the NY Giants, was named senior consultant/offense for the Baltimore Ravens. It marked the first time two Super Bowl head coaches (Brian Billick the other) were on the same staff.

**4/9** - The NFL approved Ravens new owner Steve Bisciotti's purchase of the club.



The NFL approved new owner Steve Bisciotti's purchase of the Baltimore Ravens in April 2004.

**4/13** - The Ravens and McDaniel College extended their partnership six years to keep training camp in Westminster through 2010. The deal included installation of Sportexe Momentum Turf on the college's main athletic field with both parties sharing costs.

**10/4** - Former Ravens Pro Bowl DE Michael McCrary, who retired in 2002, was inducted into the Smyth Jewelers Ring of Honor at halftime of the Ravens' Monday Night ABC contest vs. KC. The Chiefs won, 27-24.

**10/15** - Ravens moved into their new 200,000-sq.ft. training facility in Owings Mills, MD during the bye week. The new state-of-the-art headquarters became home to over 200 Ravens employees.

**12/22** - Five Ravens were named to the Pro Bowl: T Jonathan Ogden (eighth), LB Ray Lewis (seventh), S Ed Reed (second), CB Chris McAlister (second) and LB Terrell Suggs (first).

## 2005

**1/2** - Finishing the 2004 season with a 9-7 record, the Ravens fell one game short of the playoffs. Baltimore produced a 6-2 mark at M&T Bank Stadium and a 3-5 record on the road. Injuries caused regular starters to miss 53 games, including the entire season for Pro Bowl LB Peter Boulware. Other Pro Bowlers who missed considerable time included: TE Todd Heap (10), RB Jamal Lewis (four), LT Jonathan Ogden (four), and CB Deion Sanders (seven). C Mike Flynn missed the first seven games.

**1/7** - S Ed Reed was named the 2004 NFL Defensive Player of the Year by the *Associated Press*, becoming the second Raven in as many years to win the award. LB Ray Lewis won the award twice (2000, 2003).

**1/12** - Jim Fassel and Rex Ryan (1/20) were promoted to offensive and defensive coordinators, respectively. Clarence



# RAVENS HISTORY

Brooks (formerly with Miami) replaced Rex Ryan as D-line coach. Chris Foerster (former Miami offensive coordinator) was named offensive line/assistant head coach. Rick Neuheisel was named QBs coach. Fassel's son, John, was hired as an offensive assistant.

## 2006

**1/1** - Baltimore finished 2005 with a disappointing 6-10 record, going 6-2 at home and netting zero wins on the road. The 67 games lost to injured starters were third most in the NFL, with 10 games to Ray Lewis (thigh), six to Ed Reed (ankle) and seven to Kyle Boller (toe). Season highlights included two national games, a 48-3 win over Green Bay (12/19) and a 30-23 win against Minnesota (12/25) on Christmas night that knocked the Vikings out of the playoffs. One of the victories was a 16-13 OT win over the eventual Super Bowl Champion Steelers. T Jonathan Ogden was selected to his ninth-straight Pro Bowl appearance.

**6/8** - Three-time Pro Bowler and 2003 co-MVP QB Steve McNair joined the Ravens in a trade with Tennessee in exchange for a 2007 Baltimore draft pick. McNair would go on to start at QB for the Ravens in 2006, and he became just the third player in NFL history to throw for 30,000 career passing yards and 3,500 rushing yards. He joined Hall of Famers Fran Tarkenton and Steve Young in that group.

**9/10** - Baltimore shut out Tampa Bay (27-0) in the opener at Raymond James Stadium and posted a second shutout vs. Pittsburgh (also 27-0) on Nov. 26.

**10/16** - Head coach Brian Billick took over coordinating the offense after the Ravens lost two in a row, falling to 4-2. Baltimore won five-straight games and four out of the last five contests on the season.

**11/5** - Former LB Peter Boulware, who retired in 2006, was inducted into the Smyth Jewelers Ring of Honor at M&T Bank Stadium in an emotional halftime ceremony. In addition to family and former teammates, he was joined by Steve Bisciotti and Art Modell. Peter's younger brother Michael, a Seahawks' safety, spoke in personal terms to his brother in a pre-recorded message that was shown on the RavensVision video boards. Boulware, genuinely moved, spoke to the crowd of 69,143 Ravens fans. Baltimore defeated Cincinnati, 26-20, and carried a 6-2 record into the second half of the season.

**12/22** - Three Ravens were named as starters in the Pro Bowl: T Jonathan Ogden, LB Adalius Thomas and S Ed Reed. CB Chris McAlister and LB Terrell Suggs received Pro Bowl nods as reserves. LB Ray Lewis and QB Steve McNair were named as backups, but were replaced [because of injuries] with LB Bart Scott and the Titans' QB Vince Young, respectively.

**12/24** - For the first time in Ravens history, Baltimore swept AFC North rival Pittsburgh at Heinz Field, 31-7, after posting an earlier shutout on Nov. 26, 27-0, at M&T Bank Stadium. The Ravens' "D" dominated Pittsburgh in both games, sacking QB Ben Roethlisberger 14 times and intercepting him four.



In 2006, Baltimore swept the Steelers, 27-0 (M&T Bank Stadium) and 31-7 at Heinz Field, for a 58-7 point differential. LB Bart Scott posted 1.5 sacks of QB Ben Roethlisberger.

**12/31** - The Ravens finished 13-3, earning the AFC North Division title and a bye week prior to the AFC Divisional Playoffs. The Ravens' No. 1-ranked defense was elite: first in points allowed (201, including just 64 [9.1 per game] in the final seven games – 26 teams allowed 300 or more points for the season); first in total defense (264.1 ypg); first in red zone (33.3% TDs allowed); fewest third downs converted (28.8%) and fewest first downs permitted (236); first in turnover margin (+17) and second in takeaways (40 to Chicago's 44); first in INTs (28, including five for TDs); and second in sacks (60 to San Diego's 61). The offense led the NFL in time of possession (32:49) and sack ratio (+43); the 17 sacks allowed was a franchise record and second in the NFL to Indy's 15.

## 2007

**1/13** - In a Divisional Playoff game that provided great angst for Baltimore's loyal fans, the Ravens were on the wrong side of a 15-6 decision vs. Indianapolis. Not a single TD was scored in this kicking contest between Baltimore's Matt Stover and the Colts' Adam Vinatieri.

**1/17** - Head coach Brian Billick signed a new four-year contract with the Ravens. Defensive coordinator Rex Ryan signed a new two-year deal with the team.

**12/18** - T Jonathan Ogden was named to his 11th-straight Pro Bowl, along with LB Ray Lewis (ninth), S Ed Reed (fourth) and RB Willis McGahee (first).

**12/31** - Prompted by a dismal 5-11 season in 2007, Ravens owner Steve Bisciotti, president Dick Cass and GM Ozzie Newsome held a press conference announcing the decision to relieve head coach Brian Billick and his staff of their coaching duties. Despite an injury report that would have paralyzed most teams, the Ravens never quit. In 2007, the number of games missed by starters was 77, up from just 24 in 2006. By the final gun, the Ravens had started three different QBs, including rookie Troy Smith. Baltimore had 12



# RAVENS HISTORY

rookies and one first-year player on the roster, which (13) was the third-most in the NFL to close the year. Baltimore started six different rookies, tying four teams for second most in the NFL. Smith posted only one win versus the AFC North, a 27-21 nailbiter vs. Pittsburgh on 12/30.

## 2008

**1/19** - Steve Bisciotti hired his first head coach – and just the third in Ravens history – John Harbaugh – former special teams/defensive backs coach for the Philadelphia Eagles under Andy Reid. Harbaugh's special teams ranked in the Top 10 of special teams rankings every year from 2000-06, including two first-place finishes. From 2000-06, no team had a higher overall ranking (attribution: *The Dallas Morning News*). Harbaugh was originally hired by Ray Rhodes in 1997 and was then retained by Reid.



John Harbaugh became the third head coach in franchise history in 2008.

**1/23** - Cam Cameron, head coach of the Dolphins in 2007, was hired to be the Ravens' new offensive coordinator by head coach John Harbaugh.

**1/28** - Rex Ryan was retained as the team's defensive coordinator and also named the Ravens' assistant head coach by John Harbaugh.

**4/17** - QB Steve McNair retired from football after a 13-year NFL career.

**6/12** - T Jonathan Ogden retired after a 12-year NFL career.

**9/7** - John Harbaugh won his first game as an NFL head coach with a 17-10 victory over Cincinnati in Week 1 at M&T Bank Stadium. A pair of rookie players started the game on offense: QB Joe Flacco and RB Ray Rice.

**9/14** - The Ravens' bye week was unexpectedly moved to Week 2 after Hurricane Ike ravaged Texas' Gulf Coast area and forced the postponement of Baltimore's game at Houston until Week 10. Due to this schedule change, Baltimore would play 18-consecutive games, including three in the playoffs, before the season concluded.

**10/26** - Longtime Ravens T Jonathan Ogden was inducted into the Ravens' Symth Jewelers Ring of Honor during a win over Oakland just four months after his retirement from football.

**12/20** - In the last NFL game to ever be played at the Cowboys'

historic Texas Stadium, the Ravens defeated Dallas, 33-24, with FB Le'Ron McClain recording the longest run in Texas Stadium history with a career-long 82-yard TD scamper.

**12/28** - With a Wild Card playoff spot on the line, Baltimore closed out the regular season with a 9-2 record to earn a No. 6 seed in the postseason. The Ravens beat Jacksonville in the season finale, 27-7, to earn their fifth-ever postseason appearance. After starting the year 2-3, the Ravens rallied to end the regular season with an 11-5 record to earn second place in the AFC North and a Wild Card Playoff berth. The 11 regular season wins set an NFL record for the most by a rookie QB (Joe Flacco) and a first-year head coach (John Harbaugh) tandem. Including the playoffs, Harbaugh and Flacco ended 2008 with 13 wins, a new NFL rookie standard.

## 2009

**1/4** - In the 27-9 Wild Card win at Miami, the Ravens' 4 INTs off Dolphins QB Chad Pennington (who threw only 7 during the regular season) tied for the most in team playoff history. S Ed Reed stole two from Pennington, returning the first pick 64 yards for a TD.

**1/10** - The Ravens defeated the top-seeded Tennessee Titans at LP Field, 13-10, getting Joe Flacco his second playoff win – the most for a rookie QB in NFL history. A last-minute, 43-yard field goal by K Matt Stover gave Baltimore the win.

**1/18** - In the AFC Championship, Baltimore suffered a narrow 23-14 loss to the Pittsburgh Steelers at Heinz Field in a hard-hitting defensive battle, ending the Ravens' playoff run. John Harbaugh solidified himself as one of 12 first-year head coaches in the Super Bowl era to lead his team to the conference championship game.

The Ravens finished the season No. 2 in the NFL with 19 players on IR, the most in team history. According to Rick Gosselin of *The Dallas Morning News*, Baltimore lost 64 games by starters.

Baltimore's defense concluded the 2008 season ranked No. 2 in the NFL. In addition to not allowing a 100-yard rusher for the second-straight season (an NFL-best 35 games dating back to 2006), it set three team records: opponent QB rating (60.6), rushing TDs allowed (4) and rushing first downs allowed (58). A league-high 9 INTs by S Ed Reed contributed to the team's NFL top-ranked status for INTs with 26.

**1/21** - Rex Ryan, Baltimore's defensive coordinator from 2005-08 and a member of the coaching staff since 1999, was hired by the New York Jets as their head coach.

**1/26** - Having served as LBs coach in 2008, Greg Mattison was named the Ravens' new defensive coordinator. Also, special teams coordinator Jerry Rosburg earned the title of assistant head coach.

**2/8** - The Baltimore coaching staff led the AFC squad in the Pro Bowl. Five Ravens were voted into the All-Star game for the 2008 season, including ST Brendon Ayanbadejo (third), LB Ray Lewis (10th), FB Le'Ron McClain (first), S Ed Reed (fifth) and LB Terrell Suggs (third).

# RAVENS HISTORY

## 2010

**1/3** - To cap the 2009 regular season, the Ravens produced their sixth playoff team of the decade (2000-09), which ranked third best (tied with Pittsburgh) in the AFC behind Indianapolis (9) and New England (7).

With a 21-13 win at Oakland (1/3), John Harbaugh and Joe Flacco, who set the NFL record for most wins ever (13, including playoffs) by a rookie head coach starting a rookie QB in 2008, achieved the league mark for earning the playoffs in their first two seasons by such a tandem.

Harbaugh also became the 10th coach since 1990 to reach the playoffs in his first two seasons as a head coach, while Flacco became the fourth starting QB since the 1970 merger to reach the playoffs in his first two NFL seasons.

The Ravens' "D" finished third in the NFL in total yards (300.5) and third in points allowed (16.3). It was the seventh-straight season Baltimore's defense finished in the NFL's top six.

For the first time in team history, Baltimore had a 3,000-yard passer (Joe Flacco - 3,613), a 1,000-yard rusher (Ray Rice - 1,339) and a 1,000-yard receiver (Derrick Mason - 1,028) in the same season.

**1/10** - In the Wild Card game at New England, Baltimore beat the Patriots, 33-14, serving the team its first home playoff defeat since 1978. Baltimore snapped New England's 11-game home playoff winning streak and halted QB Tom Brady's 23-game overall winning streak at home.

The Ravens forced QB Tom Brady into four turnovers (3 INTs and a fumble), finishing the game with a +2 ratio. Baltimore scored 20 points off its 4 turnovers on the day.

Baltimore scored 33 points against the Patriots, the second most in Ravens playoff history (34 vs. NYG in Super Bowl XXXV). Twenty-four of the Ravens' points came in the first quarter, tying for the second-most points in the opening quarter of any playoff game in NFL history.

Ray Rice ran for a playoff franchise-record 159 yards and 2 TDs on 22 carries (7.2 avg.), spurring the Ravens' 234-yard rushing output (most in team playoff history).

**1/16** - Baltimore fell at Indianapolis in the Divisional game, 20-3. The Ravens held the Colts to 275 net yards (including just 42 rushing), but Baltimore's four turnovers proved too costly.

**1/31** - The NFL held its annual Pro Bowl in South Florida, an honor five Ravens earned: LB Ray Lewis (11th), FB Le'Ron McClain (second), DT Haloti Ngata (first), S Ed Reed (sixth) and RB Ray Rice (first).

## 2011

**1/2** - To finish the 2010 season, Baltimore tied Pittsburgh for the best record in the division at 12-4, but lost the AFC North on the division-record tiebreaker (5-1 to 4-2). Baltimore, Indianapolis (an NFL record nine in a row) and Philadelphia became the only teams to make the playoffs from 2008-10.

The 2010 campaign also marked the first time the Ravens ever earned the postseason three years in a row.



**RB Ray Rice bolted for an 83-yard TD run on the first play from scrimmage in the Ravens' Wild Card win over New England during the 2009 playoffs.**

This was the third year in a row – the best run in team history – that the Ravens finished third in the NFL in fewest points allowed (16.9 ppg). S Ed Reed missed the first six games of the season rehabbing a hip injury, and despite that, still led the NFL with 8 INTs and 183 INT return yards.

Joe Flacco became the third starting QB since the 1970 merger to make the playoffs in his first three seasons, joining Dan Marino and Bernie Kosar. Flacco set a Ravens' season mark with his 93.6 QB rating and established then-career highs with 3,622 yards and 25 TDs. RB Ray Rice posted 1,776 yards from scrimmage, third most in the NFL, while WR Derrick Mason became the third player in NFL annals to post 11 consecutive seasons with at least 60 catches (Jerry Rice and Tony Gonzalez).

**1/9** - In the Wild Card game at Kansas City, the Ravens prevailed 30-7, becoming the only NFL team to win at least one playoff game in each of the last three seasons (2008-10). Harbaugh also became the first head coach in NFL history to win a playoff game in each of his first three seasons (2008-10).

In the victory, the Ravens set then-franchise playoff single-game records for the following offensive marks: total net yards (390), first downs (26) and passing yards (248). Baltimore's stingy defense allowed just 161.0 yards of total offense. The Chiefs recorded just 53 net passing yards, which set a Ravens' postseason record.

Flacco set Ravens playoff records (since broken) with 25 completions, 265 yards passing and 2 TDs (on 34 attempts), also producing a franchise postseason-record 115.4 QB rating. He earned his fourth-career playoff win and tied Dan Marino for the most combined victories (36) by a QB in his first three seasons.

**1/15** - After holding a 21-7 halftime lead, the Ravens fell at Pittsburgh in the Divisional Playoff, 31-24. OLB Terrell Suggs (10) became the Ravens' career postseason sacks leader with his 3-sack performance, and Baltimore's 6 total sacks on the night also set a team playoff record.

**1/19** - Becoming the team's fifth defensive coordinator, Chuck Pagano was promoted from secondary coach after Greg Mattison left to coach at the University of Michigan.



# RAVENS HISTORY

**1/30** - The Pro Bowl was played in Hawaii, with five Ravens earning 2010 All-Star honors: K Billy Cundiff (first), LB Ray Lewis (12th), DT Haloti Ngata (second), S Ed Reed (seventh) and OLB Terrell Suggs (fourth).

**2/14** - Harbaugh and the Ravens agreed to a contract extension (with terms undisclosed).

**3/4** - The NFL's Collective Bargaining Agreement between the clubs and NFL Players Association, which was signed in March of 2006, expired.

**3/11** - The NFL Players Association decertified, declaring itself out of the business of representing players. In exchange for giving up rights under union labor law, the players were able to take their chances in court under antitrust law.

**3/12** - NFL owners lock out the players – creating the NFL's first work stoppage since 1987.

**7/25** - Following an offseason that contained no minicamps, OTAs or workout programs due to the lockout, the NFL Players Association and the league's owners reached an agreement in principle on their 10-year labor deal, creating a new CBA. After a 31-0 vote by the owners to approve the deal on July 21 (the Oakland Raiders abstained), the NFLPA would later ratify the CBA on Aug. 5.

**9/11** - Marking the 10th Anniversary of the Sept. 11, 2001 terrorist attacks, the Ravens honored all military and those whose lives have been lost in the home opener against Pittsburgh. Baltimore prevails, 35-7, in a contest that sees the Ravens force a franchise-record 7 takeaways.

**11/20** - K Matt Stover, the franchise's all-time leading scorer, was inducted into the team's Ring of Honor during halftime of the Ravens' 31-24 win over Cincinnati.

**12/24** - With a 20-14 win vs. Cleveland, the Ravens went undefeated at M&T Bank Stadium, matching the Packers and Saints as the only teams to go undefeated at home in 2011. Following the victory, John Harbaugh dedicated the "game ball" to the team's fans for their support during the undefeated home campaign, which marked a franchise first.



WR Torrey Smith's game-winning TD catch at Pittsburgh helped the Ravens go 12-4 in 2011 and sweep the AFC North for the first time in team history.

## 2012

**1/1** - After a 24-16 victory at Cincinnati, the Ravens became the only NFL team to earn the playoffs the past four seasons (2008-11), also winning the AFC North by sweeping the division for the first time in franchise history.

The Ravens, producing a second-straight 12-4 campaign, went 6-0 against playoff teams during the regular season, matching Green Bay as the only clubs to go undefeated in division play and against other postseason qualifiers.

QB Joe Flacco, who started every game under head coach John Harbaugh, produced his 44th regular season win as a starter, marking the most ever by an NFL QB in his initial four seasons (2008-11).

The Ravens, who finished No. 3 in the league in fewest points permitted (16.6 ppg) for the fourth-straight year, tied an NFL record for consecutive seasons of being in the Top 3 for points allowed. Overall, Baltimore's "D" ranked third in both yards allowed (288.9 ypg) and sacks (48).

Despite playing eight games against defenses ranked in the NFL's Top 8, the Ravens were 12th in scoring (23.6 ppg), seventh in third-down offense (42.4%) and 10th in rushing (124.8 ypg). RB Ray Rice produced a career-high and NFL-best 2,068 yards from scrimmage, ranking second in the league in rushing. Rice also set a team mark with 15 total TDs and was second in the NFL among RBs with a team-high 76 catches (704 receiving yards). Flacco produced his third-consecutive 3,500-yard/20-TD season and was 13 yards shy of his then-career high with 3,610 passing yards (3,622). WR Torrey Smith was third among NFL rookies with 841 receiving yards (50 catches); his receptions and yards, plus 7 TDs, set new Ravens first-year standards.

**1/15** - Baltimore earned a 20-13 Divisional Round victory over Houston at home, helping John Harbaugh become the first head coach in NFL history (since the 1970 merger) to win a playoff game in each of his first four seasons (2008-11). The Ravens forced 4 turnovers against the Texans, and for the first time in team history (regular season or playoffs), Baltimore did not commit a single penalty.

**1/22** - The Ravens' Super Bowl hopes came to a devastating end in New England with a 23-20 loss in the AFC Championship game. It came down to Baltimore's final drive in the fourth quarter, when the Ravens had a chance to win or tie the game. But, a QB Joe Flacco-to-WR Lee Evans pass fell incomplete, and K Billy Cundiff's last-second 32-yard FG attempt sailed wide left, sealing the victory for New England.

**1/27** - Dean Pees was named the Ravens' new defensive coordinator after Chuck Pagano left to become head coach of the Indianapolis Colts.

**1/29** - Played in Hawaii to honor the NFL's 2011 Pro Bowlers, eight Ravens earned All-Star honors: LB Ray Lewis (13th), S Ed Reed (eighth), OLB Terrell Suggs (fifth), DT Haloti Ngata (third), FB Vonta Leach (second), RB Ray Rice (second), G Ben Grubbs (first) and G Marshal Yanda (first).



# RAVENS HISTORY



OLB Terrell Suggs was named the 2011 AP NFL Defensive Player of the Year.

**2/4** - OLB Terrell Suggs was named the 2011 *Associated Press* Defensive Player of the Year. It marked the fourth time in 12 seasons that a Raven has earned the prestigious honor: Suggs (2011), S Ed Reed (2004) and LB Ray Lewis (2003 & 2000). Additionally, C Matt Birk was named the 2011 NFL Walter Payton Man of the Year. The award recognizes a player's off-the-field community service as well as his playing excellence.

**6/8** - The Ravens and Under Armour, whose global headquarters are located in downtown Baltimore, joined forces in a wide-ranging collaboration that features multiple community-focused initiatives. The 10-year agreement included naming rights for the team's practice facility in Owings Mills, which was renamed the Under Armour Performance Center.

**9/6** - Art Modell, whose remarkable 43-year NFL career made him a regular finalist for the Pro Football Hall of Fame, died of natural causes at Johns Hopkins Hospital at the age of 87. As owner of both the Cleveland Browns (1961-1995) and the Baltimore Ravens (1996-2003), Modell directed teams that produced 28 winning seasons, 28 playoff games, two NFL Championships (1964 and 2000), three other appearances in NFL title contests (1965, '68 and '69), and four visits (1986, '87, '89 and 2000) to AFC championships.

**9/27** - RB Jamal Lewis, the Ravens' all-time leading rusher, was inducted into the team's Ring of Honor during halftime of the Ravens' 23-16 win over Cleveland on Thursday night.

**12/26** - For their 2012 season efforts, six Ravens earned Pro Bowl honors: S Ed Reed (ninth), DT Haloti Ngata (fourth), FB Vonta Leach (third), RB Ray Rice (third), G Marshal Yanda (second) and RS Jacoby Jones (first).

**12/30** - The 2012 Ravens finished with a 10-6 record en route to earning their fifth-straight playoff berth and second-consecutive AFC North title. Under head coach John Harbaugh, Baltimore became the only NFL team to make the playoffs in each of the past five seasons (2008-12). The Ravens, who earned the playoffs in six of the past seven seasons, seized the franchise's fourth-ever division title with a 4-2 mark in AFC North play and an 8-4 conference record.

The Ravens set a then-single-season franchise record by scoring 398 points, averaging the NFL's 10th-most per game (24.9). Baltimore scored a team-record 254 points at home, producing the NFL's fourth-best home average of 31.8 ppg. Baltimore also surrendered just 16 give-aways, setting a franchise single-season record low.

The Ravens' special teams units were spectacular. In addition to posting a league-best (tied, Darius Reynaud) 3 kick return TDs (108- & 105-yard KORs and 63-yard PR), RS Jacoby Jones led the NFL in KOR average (30.7). Rookie K Justin Tucker made 30 of 33 FGAs (90.9%), producing the second-best success rate in Ravens single-season history and also the second-best mark by a rookie kicker in NFL history.

Harbaugh became just the third coach in NFL history (since 1970 merger) to guide his team to the postseason in each of his first five seasons (2008-12), joining Bill Cowher and Chuck Knox. "Harbs" also became the only head coach in NFL history to win a playoff game in each of his first four and five seasons.

## 2013

**1/2** - LB Ray Lewis announced that he would retire at the end of the Ravens' playoff run, closing one of the greatest careers in NFL history. "I talked to my team today," Lewis said. "I talked to them about life in general. And everything that starts has an end. For me, today, I told my team that this will be my last ride."

**1/6** - Before a sellout M&T Bank Stadium crowd that celebrated and saluted LB Ray Lewis in his final home game, the Ravens held the Colts without a touchdown, winning 24-9 in the 2012 Wild Card Playoff. Lewis, in his 17th and final season, finished with 13 tackles and 1 PD in his first game since tearing his triceps on Oct. 14.

**1/12** - In what became the fourth-longest game in NFL history, the Ravens outlasted the Broncos, 38-35, in double overtime of the 2012 Divisional Playoff at Denver, producing a thrilling victory that will go down as one of the greatest wins in franchise history. Rookie K Justin Tucker's 47-yard field goal in the second overtime period sent Baltimore into the AFC Championship for the second-straight season. The



For the final time in his legendary career, LB Ray Lewis performed his famous intro dance at M&T Bank Stadium before the 2012 Wild Card win vs. the Colts.

# RAVENS HISTORY

Ravens tied the contest at 35 with :31 remaining in regulation on a remarkable QB Joe Flacco-to-WR Jacoby Jones 70-yard TD bomb, spurring the incredible comeback.

**1/20** - The Ravens earned a trip to their second Super Bowl in franchise history, defeating the No. 2-seeded Patriots, 28-13, in the AFC Championship at New England. The Ravens' defense shut out the NFL's No. 1-ranked and highest-scoring offense in the second half, and QB Joe Flacco threw 3 TDs in leading Baltimore to victory.

**2/1** - In a ceremony held in New Orleans two days before Super Bowl XLVII, Jonathan Ogden, an 11-time Pro Bowler and the Ravens' first-ever draft pick (fourth overall in 1996), was announced as a 2013 Pro Football Hall of Fame inductee.

**2/3** - For the first time in any of the four major pro sports, two head-coaching brothers (John and Jim Harbaugh) faced each other in a championship game. After taking an early 28-6 lead, the Baltimore Ravens needed a goal-line stand to clinch their second World Championship, defeating the San Francisco 49ers, 34-31, in Super Bowl XLVII in New Orleans, LA, at the Mercedes-Benz Superdome. The Ravens' "D" delivered the critical stand late in the fourth quarter, overcoming a furious second-half comeback and a 34-minute power outage.

With a 3-TD performance vs. the 49ers, QB Joe Flacco threw 11 TD passes in the postseason, tying the NFL single-postseason record shared by Joe Montana (1989) and Kurt Warner (2008). Flacco and Montana did not throw an INT during those respective postseasons. Flacco finished the game 22-of-33 for 287 yards to produce a 124.2 rating.

In 2012, Flacco also became the first starting QB in NFL history (since 1970 merger) to make the playoffs in each of his first five seasons. Also winning at least one playoff game in each of those postseasons, he compiled nine playoff victories, which tie (Tom Brady) for the most among QBs in the first five seasons of a career.

The Ravens produced one of the most electrifying postseasons in NFL history. Averaging 410.3 yards of offense (134.8 rush & 275.5 pass), Baltimore scored 31.0 points per game while



**QB Joe Flacco was named Super Bowl XLVII MVP in the Ravens' 34-31 win.**

allowing just 22.0. WR Anquan Boldin recorded 22 catches for 380 yards and 4 TDs, while WR Jacoby Jones posted a 29.4 receiving average (5 for 147), catching TDs of 70 and 56 yards. (Jones also had a 108-yard KOR-TD in the Super Bowl.)

The Ravens' defense registered 10 takeaways (6 INTs and 4 FRs), helping produce a +6 overall turnover differential during their playoff run. The unit also posted 9 sacks in four playoff games, including 4.5 by OLB Paul Kruger.

**2/5** - Baltimore celebrated the Ravens' Super Bowl XLVII Championship, as thousands of fans lined the streets of Charm City and completely filled M&T Bank Stadium for a celebration. Fans also gathered at City Hall and cheered when the Ravens arrived to kick off the parade route with the franchise's second Lombardi Trophy.

**6/5** - As guests of President Barack Obama, the Ravens visited The White House and were honored for winning Super Bowl XLVII. Said the President: "Now, I imagine there were times last year when these players were the only ones who knew that they'd make it here to show off this trophy. Because, during the year, they lost player after player to injury; they dropped four of their last five regular season games. In the playoffs, they trailed Denver by a touchdown with 70 yards and less than a minute to go. ... And then, in the Super Bowl, just when it looked like they had the momentum, the lights went out for a half hour. ... But these Ravens always pulled through."

**8/3** - T Jonathan Ogden, an 11-time Pro Bowler and the Ravens' first-ever draft pick (fourth overall in 1996), was inducted into the Pro Football Hall of Fame during a ceremony in Canton, OH. Ogden was presented by Ravens GM and executive VP Ozzie Newsome. Stated Ogden: "[The Ravens were] a new team, and we were new to the city [in 1996]. We were all rookies together. I watched us grow, myself as a player and the fans as an NFL city from infancy to one of – if not the best – football towns in the National Football League, with undoubtedly the best and most passionate fans that I've ever seen, and I want to thank you guys for being that."



**WR/RS Jacoby Jones posted a 108-yard KOR-TD to open the second half of Super Bowl XLVII. Jones also added a 56-yard TD catch during the game, helping set a Super Bowl single-game record for most combined yards (290).**



# RAVENS HISTORY



Ray Lewis (above) was inducted into the Ravens' Ring of Honor (detailed below) during the 2013 season following his incredible 17-year NFL career.

**9/22** - LB Ray Lewis, the Ravens' all-time leading tackler and second-ever draft choice, was inducted into the team's Ring of Honor during halftime of the 30-9 win over Houston.

**12/8** - In a remarkable and most-memorable contest that set NFL records for the most points scored (36) in the last 2:05 of a game and most lead changes (six) in a fourth quarter, the Ravens found a way to beat the Vikings, 29-26. In 121 seconds late in the game, 36 points were scored, including the winning TD by Baltimore with 4 seconds left. That score came when Joe Flacco, who led the game-winning, 5-play, 80-yard drive, hit rookie WR Marlon Brown with a 9-yard TD strike. This wild battle started with a near-blizzard snowfall that made it difficult for QBs to find receivers beyond the line of scrimmage.

**12/27** - For their 2013 season production, four Ravens earned Pro Bowl honors: DT Haloti Ngata (fifth), OLB Terrell Suggs (sixth), K Justin Tucker (first) and G Marshal Yanda (third).

**12/29** - For the first time since 2008 – the year the Ravens hired John Harbaugh – Baltimore did not make the playoffs, coming one game short with an 8-8 mark and placing third in the AFC North after falling 34-17 in the finale at Cincinnati. Tied 17-17 near the end of the third quarter of the game, Baltimore needed only that win to clinch a postseason berth.

## 2014

**1/27** - Gary Kubiak was hired as the team's offensive coordinator following the departure of Jim Caldwell, who was named Detroit's new head coach.

**5/21** - M&T Bank and the Ravens announced a 10-year, \$60 million extension of their partnership, which includes the continuation of naming rights to M&T Bank Stadium and an array of community-focused programs, including a new initiative focused on helping at-risk children in Baltimore.

**10/12** - QB Joe Flacco became the fastest player in NFL history (since 1970 merger) to toss 5 TDs (16 minutes and 3 seconds into the game) in the 48-17 victory at Tampa Bay. The Ravens' offense gained 475 yards vs. the Bucs, with the 48 points scored marking the most in Ravens road game history.

**10/19** - TE Todd Heap, the Ravens' all-time leader in receiving TDs (41), was inducted into the team's Ring of Honor during halftime of the 29-7 win over Atlanta.

**12/23** - For their 2014 season production, four Ravens earned Pro Bowl honors: OLB Elvis Dumervil (fourth), RB Justin Forsett (first, originally voted a first alternate), LB C.J. Mosley (first, becoming the first Ravens rookie to earn the distinction) and G Marshal Yanda (fourth).

**12/28** - Beating the Browns 20-10, the Ravens produced a 10-6 regular season record en route to earning their sixth playoff berth in seven seasons. The Ravens set single-season franchise records by scoring 409 points (including a team-best 206 on the road) and producing 5,838 yards of offense. QB Joe Flacco posted career bests in yards (3,986) and touchdown passes (27). Baltimore tallied the NFL's second-most sacks (49, tied with Philadelphia) and boasted the No. 2 red zone defense (42.6), also allowing the league's sixth-fewest points per game (18.9). P Sam Koch produced the NFL's No. 3 gross average (47.4) and No. 1 net average (43.3), setting the Ravens' single-season records for each.

## 2015

**1/3** - Behind an offensive line that included two rookie starters (LT James Hurst and RG John Urschel), the Ravens won, 30-17, at the host Steelers in a Wild Card tilt, producing their NFL-best 10th playoff victory since 2008. Baltimore's defense was stout, holding Pittsburgh out of the end zone for three quarters and sacking QB Ben Roethlisberger five times. The win marked Baltimore's first-ever playoff triumph in the Steel City and gave the Ravens their 10th all-time postseason road victory, tying Green Bay (existing since 1919) for the most in pro football history.

**1/10** - In a tense Divisional battle at New England, the Ravens' bid to play in their fourth AFC Championship game in seven seasons came to an abrupt end in Foxborough with a narrow 35-31 defeat to the Patriots. New England erased two 14-point Baltimore leads to win the contest, becoming the first team in NFL history to accomplish the feat.

**1/20** - Marc Trestman was hired as the team's offensive coordinator following the departure of Gary Kubiak, who was named Denver's new head coach.

**7/28** - Constellation and the Ravens announced an agreement to construct a 375-kilowatt (DC) solar generation project at the team's headquarters and training facility in Owings Mills...The roof-mounted solar power system expanded the current energy services relationship...Constellation owns and operates the solar power system, while the Ravens purchase the electricity generated by the solar panels from Constellation under a 20-year power purchase agreement...The solar power system went into full operation on May 26, 2016.

**8/5** - The Ravens announced fan experience and gameday enhancements at M&T Bank Stadium, including a \$6.5 million investment in an expansive Wi-Fi system, a revolutionary 3-D video system called *freeD* that shows replays from every possible angle and new safety measures to ease entry into the stadium and ensure top-of-the-line security for everyone.

**8/18-21** - Leading up to their second preseason game at Philadelphia, the Ravens traveled to the City of Brotherly



# RAVENS HISTORY

Love for three days of practice at the NovaCare Center against the host Eagles.

**9/13-10/26** - Starting with a season-opening loss at Denver, five of Baltimore's first seven games of the 2015 campaign were on the road, with the Ravens dropping close contests at the Broncos, at Oakland, at San Francisco and at Arizona... The last time an NFL team opened the season playing five of its first seven games on the road was in 2000...That team – 16 years prior – was the eventual Super Bowl XXXV-winning Ravens...Following the Sept. 13 game at Denver, the Ravens traveled to San Jose, CA, where they stayed and practiced for an entire week at San Jose State leading up to a Week 2 matchup with the Raiders in Oakland...Baltimore also held the Saturday pre-game walk-through at Stanford University's football stadium.



Legendary safety Ed Reed, who ranks first in NFL history with 1,590 INT return yards, was inducted into the Ravens Ring of Honor in 2015.

**11/22** - S Ed Reed, the Ravens' all-time leader in interceptions (61) and NFL's all-time record-holder in INT return yards (1,590) was inducted into the team's Ring of Honor during halftime of the 16-13 win over St. Louis.

**12/22** - For their 2015 season production, four Ravens earned Pro Bowl honors: LS Morgan Cox (first, who was selected in January as a "need" player), OLB Elvis Dumervil (fifth, who was added as an alternate in January), P Sam Koch (first) and G Marshal Yanda (fifth)...Each player represented the Ravens in Hawaii on Jan. 31, 2016.

## 2016

**1/3** - The Ravens concluded their 5-11 season with a 24-16 defeat at Cincinnati...Baltimore played an NFL-record 14 games decided by 8 points or fewer (tied, 1994 NYG) and posted an NFL-high (tied, Chi.) seven games decided by 3 points or fewer (4-3 record)...Baltimore had 20 players on Injured Reserve (the NFL's second most), including eight starters, with 12 starters missing a combined 71 games... Additionally, the Ravens played four different starting QBs (Joe Flacco, Matt Schaub, Jimmy Clausen & Ryan Mallett) for the first time in franchise history.

**1/16** - Ted Marchibroda (below right), former head coach of the Baltimore Colts and the first head coach in Baltimore Ravens history, passed away peacefully at his home in Virginia at the age of 84...Marchibroda spent 12 seasons as an NFL head coach, including time with the Baltimore Colts (1975-79), Indianapolis Colts (1992-95) and Baltimore Ravens (1996-98)...Stated Ravens GM Ozzie Newsome: "Ted is a founding father of the Ravens. He was a tremendous competitor and a tough man with a gentle soul. In a way, he set the Ravens' path. He wanted players who owned what he called 'a football temperament.' Those are players who love all aspects of the game – the mental part, lifting weights, practice and the physicality. That eventually became what we now call 'Playing Like a Raven.' Ted taught me more about football. He was classy in every way."

**3/18** - CB Tray Walker, a 2015 fourth-round draft selection, passed away following a serious motorbike accident in Southeast Florida...Walker was involved in the accident on March 17...On March 26, approximately 45 members of the Ravens organization – teammates, coaches and front office staff – joined Walker's family and friends at the 93rd Street Community Baptist Church to celebrate his life.

Said head coach John Harbaugh: "Tray was a young man with a good and kind heart. He was humble and loved everything about being part of the Ravens' team. He loved his teammates, the practice and the preparation, and that showed every day. He was coachable, did his most to improve and worked to become the best. I'll never forget that smile."

**5/10** - For the first time since 2002, the Ravens returned to natural grass on the playing field of M&T Bank Stadium... Baltimore grounds crews removed the artificial Shaw Sports Turf in February and began laying sod in the stadium in early May.

"To me, [playing on grass is] Baltimore," John Harbaugh stated. "It epitomizes what Baltimore is all about, the history of football in Baltimore. A Baltimore football team should be playing on a grass field, ultimately. It's a recognition of that. I like the grass. I think it's the AFC North, it's the Baltimore Ravens – it just seems right."



Ted Marchibroda, former head coach of the Baltimore Colts and the first head coach in Baltimore Ravens history, passed away at 84 on Jan. 16, 2016.

# RAVENS HISTORY

**9/17** - At the age of 65, Clarence Brooks, the Ravens' longest-tenured assistant coach, passed away at a hospital in Weston, Fla., following a battle with esophageal and stomach cancer...The beloved Brooks – referred to by most as “C.B.” – originally joined the organization in 2005 and served 11 seasons as defensive line coach...The following day (9/18), Baltimore played at Cleveland and rallied from 20 points down to beat the Browns, 25-20.

**11/6** - With the Ravens' 21-14 victory over the Pittsburgh Steelers, head coach John Harbaugh (81) surpassed Brian Billick (80) for the most regular season wins by a head coach in team history.

**11/10** - Baltimore debuted an all-purple uniform as part of the NFL's “Color Rush” game for the Week 10 matchup against the Cleveland Browns...The Ravens won, 28-7, in a game that was played on Thursday Night Football at M&T Bank Stadium...Unlike the purple jerseys the Ravens typically wear, the Color Rush uniforms displayed gold numbers and stripes on the pants.



**WR Steve Smith Sr.** seen above in the Ravens' all-purple “Color Rush” uniforms for the 11/10/16 game vs. Cleveland, which the Ravens won, 28-7.

**11/20** - With 93,056 fans watching at Dallas' AT&T Stadium, the Ravens played in front of the largest crowd in their franchise's history...The Cowboys emerged victorious, however, 27-17.

**12/20** - For their 2016 season production, seven Ravens earned Pro Bowl honors: LS Morgan Cox (second, who was selected in January as a “need” player), FB Kyle Juszczyk (first), LB C.J. Mosley (second), K Justin Tucker (second), S Eric Weddle (fourth, who was added as an alternate in January), G Marshal Yanda (sixth) and C Jeremy Zuttah (first, who was added as an alternate in January)...These players represented the Ravens in Orlando on Jan. 29, 2017.

## 2017

**1/1** - For the 12th time in the past 14 seasons, the Ravens boasted a Top 10 defense and became one of three teams

– Den. & Sea. – to finish ranked in the NFL's Top 10 in each of the past three years (2014-16)...The Ravens' defense ranked seventh overall (322.1 ypg) after the team played its final game of the season at Cincinnati (27-10 defeat) on New Year's Day.

Additionally, WR Steve Smith Sr. played in the final game of his storied 16-year NFL career, capping one of the greatest runs by a receiver in league history...Smith Sr. finished with the seventh-most receiving yards (14,731) in NFL history and with 1,031 receptions (12th in league annals).

Producing arguably the best season ever by a kicker, All-Pro K Justin Tucker connected on 38 of 39 FGAs (lone miss was a block), posting the fifth-best percentage in NFL single-season history...In addition to making 35-straight FGs at one point (tied for the fifth-best streak ever), Tucker's 38 FGs ranked No. 1 in the league, while an NFL single-season record 24 of his 38 FGs came from 40 yards or beyond.

**1/13** - David Modell, the son of Art, passed away after battling cancer for almost two years. Modell, 55, served as president of the Ravens from the team's beginning in 1996 through the Super Bowl XXXV championship in 2000 and continued in that capacity until 2004. From the selection of the team name and colors, to the move to M&T Bank Stadium in 1998, to the hiring of Brian Billick, David coordinated the efforts as team president. His fingerprints are still present on many of what have become Ravens favorites and traditions.

**1/31** - The Ravens announced a three-year, approximately \$120 million self-funded investment that will enhance the fan experience at M&T Bank Stadium...Improvements include new 4K ultra-high definition video displays, escalators and elevators to the upper deck, a new sound system, upgraded kitchen facilities and club level enhancements...In January, the Ravens also launched a \$45 million construction project to upgrade their Owings Mills training facility (the Under Armour Performance Center).



In January of 2017, the Ravens announced a three-year, \$120 million self-funded investment that will enhance the fan experience at M&T Bank Stadium, including the addition of new 4K ultra-high definition video displays.



# RAVENS HISTORY

**JULY/AUG.** - Due to renovations and construction at the Under Armour Performance Center, for just the second time in team history, the Ravens did not have fans attend training camp...The other occurrence came in 2011 following the NFL lockout...However, Baltimore still held three free and open stadium practices for fans to attend in 2017 (two at M&T Bank Stadium and one at Navy-Marine Corps Memorial Stadium in Annapolis).

**9/23** - The Ravens, playing in their first-ever international game, lost, 44-7, to the Jaguars in front of 84,592 fans at London's Wembley Stadium...It marked the third-largest crowd to ever watch a Ravens' game.

**10/26** - In front of a national audience on Thursday Night Football, the Ravens notched the franchise's 200th victory (regular season & playoffs combined) with a dominating 40-0 performance vs. Miami at M&T Bank Stadium.

**11/19** - Baltimore posted its third shutout of the season and first-ever win at historic Lambeau Field by defeating the Packers, 23-0...The Ravens became the first team to register three shutouts in a single season since the 2003 Patriots and recorded their 13th overall in franchise history (most in the NFL since their 1996 inception).

**12/19** - For their 2017 season production, three Ravens earned Pro Bowl honors: LB C.J. Mosley (third), OLB Terrell Suggs (seventh) and S Eric Weddle (fifth)...These players represented the Ravens in Orlando on Jan. 28, 2018.

**12/31** - Winning six of its last nine games, Baltimore finished second in the AFC North with a 9-7 record in 2017, falling one game short of earning a playoff berth (lost on tiebreaker) for the seventh time in John Harbaugh's 10-year tenure.

All the Ravens needed to make the 2017 playoffs was a home win over Cincinnati in Week 17 (Dec. 31)...However, Baltimore's hopes were dashed when the Bengals produced a 49-yard touchdown pass on fourth-and-12 with just 44 seconds remaining to earn a hard-fought, 31-27 victory that closed out the Ravens' season in heartbreaking fashion.

The Ravens produced NFL bests in INTs (22), takeaways (34) and shutouts (3 – the most in a season since the 2003 Patriots)...Baltimore's +17 turnover differential ranked No. 1 in the NFL, while its defensive passer rating (72.4) and 5 defensive TDs (tied with Det. & Phi.) were each second best.

Over the season's last nine games, Baltimore scored the NFL's second-most points per contest (29.4)...During this span, the Ravens also ranked No. 1 in fewest giveaways (5) and No. 2 in sacks allowed (10).

*Football Outsiders* tabbed Baltimore's special teams as the NFL's No. 1 overall unit in 2017...The Ravens' ranking is the NFL's eighth highest in a season since 1986...In the annual ST report from senior writer Rick Gosselin, Baltimore finished No. 4 and has ranked in the Top 5 for six-straight seasons.

## 2018

**1/9** - Don "Wink" Martindale was hired as the Ravens' new defensive coordinator following the retirement of Dean Pees.

**1/21** - Ravens TE Benjamin Watson, Panthers TE Greg Olsen and Texans DE J.J. Watt were named the three finalists for the prestigious 2017 Walter Payton NFL Man of the Year Award. (Watt was eventually named the winner on Feb. 3.)

**2/3** - In a ceremony held in Minneapolis the night before Super Bowl LII, Ray Lewis, a 13-time Pro Bowler and the Ravens' second-ever draft pick (26th overall in 1996), was announced as a 2018 Pro Football Hall of Fame inductee.

**2/13** - It was announced that the Ravens and Bears would play on Aug. 2 in the annual Hall of Fame Game to kick off the 2018 Pro Football Hall of Fame Enshrinement Week in Canton, OH.



The night before Super Bowl LII, it was announced that LB Ray Lewis would be inducted into the Pro Football Hall of Fame Class of 2018. In the picture above, Lewis is fitted for his HOF gold jacket.

**5/17** - The Ravens introduced their new Flock Friendly Fare, dramatically reducing pricing on gameday concessions to further enhance the fan experience at M&T Bank Stadium.

In total, 21 of the most popular menu items were reduced, creating up to 53 percent savings on a single item and a 33 percent average price reduction.

"We constantly ask our fans for feedback, and the price of concessions has regularly been discussed," Ravens president Dick Cass stated. "We listened, and we have made adjustments. This price reduction, along with the \$120 million we've invested in stadium enhancements over the last three years, will make our gameday experience better."

Of all the items receiving reductions, 12 included food options, while nine beverage items reduced in cost. The menu also included a \$5 domestic beer (12 ounces) option for the first time ever.

**7/12** - The Ravens announced an enhanced ticketing process, providing fans a simple, smart and secure way to enter games at M&T Bank Stadium...Beginning in 2018, traditional paper tickets can no longer be used. Instead, the following two options can be utilized:

Ravens season ticket holders will receive a PSL Owner Season Ticket card – much like a credit card – to enter the stadium. Or, fans may access tickets via their smartphone by using the Ravens Mobile App.



# RAVENS LEGEND & HALL OF FAMER JONATHAN OGDEN



BALTIMORE  
RAVENS

## 75 JONATHAN OGDEN TACKLE HT: 6-9 WT: 345

COLLEGE: UCLA

EXP. (NFL/RAVENS): 12/12

DRAFTED: 1996, Fourth Overall: Ravens First-Ever Draft Choice

BORN: 7/31/74, Washington, D.C.

GP/GS (PLAYOFFS): 177/176 (8/8)

HALL OF FAME: 2013

PRO BOWLS: 11

### CAREER SNAPSHOT

Jonathan Ogden, an 11-time Pro Bowler and the Ravens' first-ever draft choice (fourth overall in 1996), ranks fifth in all-time games played by a Raven (177) and is third in games started (176). Only four offensive linemen in NFL history (Bruce Matthews - 14, Randall McDaniel - 12, Jim Otto - 12 and Will Shields - 12) have earned more Pro Bowl honors.

- Pro Football Hall of Fame Inductee (2013)
- Baltimore's first-ever draft pick (fourth overall) in 1996 NFL Draft
- 11-time Pro Bowler (1997-2007, 11-consecutive seasons)
- 10-time All-Pro honoree (1996-2004, 2006)
- Super Bowl XXXV Champion (2000)
- Helped RB Jamal Lewis set a franchise record with 2,066 rushing yards in 2003, the third-most single-season rushing yards in NFL history. It included the second-highest single-game rushing total in NFL history (295 yards) against Cleveland (9/14/03)
- Ranks fifth in all-time games played by a Raven (177) and is third in games started (176), entering 2018
- Anchored an offensive line that allowed a franchise-low 17 sacks in 2006, the second-fewest (Ind. - 15) in the NFL that season

### YEAR-BY-YEAR GLANCE

**2007:** Named to his 11th-consecutive Pro Bowl, playing in 11 games (10 starts)...Missed five games due to a toe injury suffered in 2006... Helped protect Ravens QBs, allowing them to complete a then-franchise-record 341 passes (61.2%) for 3,308 yards and helped allow the Ravens to rush for 1,797 yards and 11 TDs.

**2006:** Named to his 10th-consecutive Pro Bowl as a starter...Earned *Sports Illustrated* All-Pro, *AP* second-team All-Pro and *NFL.com* All-Pro honors...Started 14 games, missing the final two with a toe injury in 2006...Anchored a line that allowed a franchise-record-low 17 sacks, the second-fewest (Ind. - 15) in the NFL, and helped Ravens QBs post the fourth-highest completion percentage (62.6%) in franchise history...Also helped the Ravens rush for 1,637 yards and 11 TDs.

**2005:** Named to his ninth-consecutive Pro Bowl...Started all 16 games at LT and helped protect Ravens QBs, allowing them to complete 59.6% of their passes...Also helped the Ravens rush for 1,605 yards, averaging 3.6 yards per carry.

**2004:** Voted to his eighth-consecutive Pro Bowl and was also named first-team All-Pro by *Football Digest*, second-team All-Pro by the

*AP*, and All-Conference by the Pro Football Writers Association... Helped the Ravens rush for 2,063 yards...Along with the rest of the O-line, helped RB Jamal Lewis (who missed four games) eclipse the 1,000-yard rushing mark...Started 12 games...Missed the first game of the season at Cleveland and three others in midseason (at Phi., vs. Cle., at NYJ), with a hamstring injury.

**2003:** Earned his seventh-consecutive Pro Bowl...Also earned *AP* first-team All-Pro for the fourth time, *Sports Illustrated* All-Pro, *Pro Football Weekly* All-AFC, All-NFL, *Football Digest* first-team All-Pro and *The Sporting News* All-Pro honors...Started all 16 regular season games and one postseason contest and helped RB Jamal Lewis set a franchise record with 2,066 rushing yards, the third-most single-season rushing yards in NFL history (Eric Dickerson - 2,105 in 1984 and Adrian Peterson - 2,097 in 2012).

**2002:** Named to his sixth-consecutive Pro Bowl and garnered NFL Alumni Offensive Lineman of the Year honors...One of only three Ravens offensive players (TE Todd Heap and G Bennie Anderson) to start all 16 games.

**2001:** Was selected to start in his fifth-consecutive Pro Bowl and earned second-team All-Pro honors, when he started all 16 games.

**2000:** First-team *AP* All-Pro...Pro Bowl starter for the fourth-straight season...Also earned first-team All-Pro from *Sports Illustrated*, *The Sporting News*, *Football Digest*, *USA Today* and *Pro Football Weekly*...Started 15 games in the regular season and four playoff games, en route to the Ravens' Super Bowl XXXV Championship.

**1999:** Started every game at LT, earning his third-consecutive Pro Bowl start...Also named second-team All-Pro by *AP* and earned *Football Digest* first-team All-Pro and *Pro Football Weekly* All-AFC accolades.

**1998:** Pro Bowl starter for second-consecutive season...*AP* second-team All-Pro...Missed the final three games with an ankle injury.

**1997:** Selected to start in his first-career Pro Bowl at LT...Earned All-Pro honors from *Sports Illustrated*, *The Sporting News*, *Pro Football Weekly*, *College & Pro Football Weekly* and *Football Digest*...Started 16 games at LT.

**1996:** Capped tremendous rookie season with All-Pro selections by *Sports Illustrated* and *The Dallas Morning News* while playing his only season at LG...Consensus All-Rookie choice...Named to *USA Today's* All-Rookie team...Permitted 1 sack all season and 3 penalties (1 of those on special teams)...Started all 16 games.

# RAVENS LEGEND & HALL OF FAMER RAY LEWIS



BALTIMORE  
**RAVENS**

**52 RAY LEWIS**  
LINEBACKER HT: 6-1 WT: 245

COLLEGE: Miami (FL)

EXP. (NFL/RAVENS): 17/17

DRAFTED: 1996, 26th Overall: Ravens Second-Ever Draft Choice

BORN: 5/15/75, Lakeland, FL

GP/GS (PLAYOFFS): 228/227 (21/21)

HALL OF FAME: 2018

PRO BOWLS: 13

## CAREER SNAPSHOT

Ray Lewis, a 2018 Pro Football Hall of Fame inductee and 13-time Pro Bowler, was the Ravens' second-ever draft choice (26th overall in 1996). Lewis helped guide the Ravens to two Super Bowl titles during his career, capturing the Lombardi Trophy in 2000 and 2012.

Following the 2012 campaign, Lewis, who will be forever known as the greatest linebacker of his generation and one of the best defensive players in NFL history, retired after 17 seasons. Here is a brief look at his storied pro career:

- In 2000, Lewis led a defense that established a 16-game single-season record for fewest points (165) and fewest rushing yards allowed (970), recorded four shutouts (one shy of the post-1970 merger record), and finished first league-wide in six key defensive categories
- Was the second player in NFL history to win both NFL Defensive Player of the Year and Super Bowl MVP awards (2000)...DT Harvey Martin of Dallas won Defensive Player of the Year in 1977 and was co-MVP of Super Bowl XXII with DT Randy White
- Is the only player in NFL history with at least 40 career sacks and 30 career INTs (41.5 sacks and 31 INTs)
- Posted a franchise-record 2,643 career tackles, including a single-season team-best 225 stops in 2003
- Led the Ravens in tackles in 14 of his 17 seasons, registering at least 150 stops 11 times
- Returned 3 of his 31 INTs for TDs
- Had a team-record and career-high 25 tackles at NYG (9/14/97)
- Posted seven career 20-tackle games
- Is second only to Jack Ham (53) in take-aways by a LB in NFL history with 50 total (31 INTs and 19 FRs)

## PERENNIAL PRO BOWLER

LB Ray Lewis was invited to 13 Pro Bowls during his career, tying Hall of Famer Reggie White for the most by a defender in NFL history. Lewis played in 12 Pro Bowls, missing the 2006 Hawaiian classic due to a hand injury. Here are the defenders who have earned the most Pro Bowls during their careers.

### MOST PRO BOWL INVITATIONS / DEFENSIVE PLAYERS (NFL History)

Rk.	Player	Pro Bowl Invites
1.	LB Ray Lewis	13
	DL Reggie White	13
2.	CB Champ Bailey	12
	LB Junior Seau	12

## CAREER HONORS

- Pro Football Hall of Fame Inductee (2018)
- Invited to 13 Pro Bowls (1997-2001, 2003-04 and 2006-11)...Did not play in 2006 game due to a hand injury
- Two-time NFL Defensive Player of the Year (2000 & 2003) – one of seven players in NFL history to win multiple times (Lawrence Taylor & J.J. Watt – three; Joe Greene, Mike Singletary, Bruce Smith and Reggie White – two)
- Seven-time AP first-team All-Pro (1999-2001, 2003-04, 2008-09)
- Three-time AP second-team All-Pro (1997-98, 2010)
- Super Bowl XXXV MVP (2000)
- Named to the NFL All-Decade (2000s) team, chosen every 10 years by the Pro Football Hall of Fame Selection Committee
- AFC Defensive Player of the Week (Week 3, 2011; Week 10, 2008; Week 1, 2006; Week 17, 2003; Week 4, 2002; Week 15, 2001; Week 9, 1997; Week 1, 1996)
- AFC Defensive Player of the Month (November, 2003)
- *College & Pro Football Weekly* first-team All-Pro (1997, 2000-01)
- *College & Pro Football Weekly* second-team All-Pro (1999, 2004)
- *Football Digest* Defensive Player of the Year (2003)
- *Football Digest* All-Pro (1999, 2000-01, 2003)
- *Football Digest* second-team All-Pro (2004)
- *Football Digest* second-team All-NFL (1997)
- *Football News* All-Pro (2000-01)
- KC 101 Defensive Player of the Year (2000-01, 2003)
- NFL Alumni Linebacker of the Year (1999, 2003)
- PFW/PFWA first-team All-NFL (2000, 2003, 2008)
- PFW/PFWA first-team All-AFC (1999, 2000, 2003, 2008)
- PFW/PFWA and *Football Digest* Defensive MVP (2003)
- *Pro Football Weekly* All-Pro (1999-2001 and 2003-04)
- *Pro Football Weekly* Defensive Player of the Week (1997)
- *USA Today* First-team All-Pro (1998-2000)
- *USA Today* All-Rookie Team (1996)
- *Sporting News* All-Pro (1998-2001, 2003-04)
- *Sports Illustrated* All-Pro (1997-2001, 2003-04, 2009-10)
- John Mackey Award (1997), AFC's best LB, as voted by peers
- NFLPA Linebacker of the Year (1997)
- Walter Payton Man of the Year Finalist (2003)
- NFL's Most Dominant Player, voted by league coaches through CBS Sports (2003)

# RAVENS LEGEND & HALL OF FAME RAY LEWIS

## RAY LEWIS CAREER STATISTICS

### REGULAR SEASON

Year	Team	GP	GS	TACKLES			SACKS		INTERCEPTIONS					FUMBLES		
				TT	Solo	Asst.	No.	Yards	No.	Yards	LG	TD	PD	FF	FR	Yards
1996	Baltimore	14	13	*142	*104	38	2.5	8.5	1	0	0	0	6	0	0	0
1997	Baltimore	16	16	**210	**163	47	4.0	27.0	1	18	18	0	9	1	1	0
1998	Baltimore	14	14	*154	*119	35	3.0	14.0	2	25	26	0	10	1	0	0
1999	Baltimore	16	16	**198	**131	67	3.5	20.5	3	97	60	0	8	1	0	0
2000	Baltimore	16	16	*187	*120	67	3.0	33.0	2	1	1	0	7	0	3	0
2001	Baltimore	16	16	**196	**130	66	3.5	26.0	3	115	64	0	10	1	1	0
2002	Baltimore	5	5	85	57	28	0.0	0.0	2	4	4	0	2	1	1	0
2003	Baltimore	16	16	#**225	**160	65	1.5	11.0	6	99	37	1	13	2	2	1
2004	Baltimore	15	15	**200	**122	78	1.0	9.0	0	0	0	0	3	1	2	0
2005	Baltimore	6	6	77	47	30	1.0	1.0	1	0	0	0	3	0	1	0
2006	Baltimore	14	14	*164	*106	58	5.0	36.5	2	27	27	0	9	1	1	0
2007	Baltimore	14	14	*184	*108	76	2.0	7.0	2	35	35t	1	10	2	1	0
2008	Baltimore	16	16	*160	*84	76	3.5	32.5	3	43	29	0	12	1	2	0
2009	Baltimore	16	16	*164	*100	64	3.0	16.0	0	9	9	0	6	3	1	0
2010	Baltimore	16	16	*145	*103	42	2.0	8.0	2	26	24t	1	4	2	3	0
2011	Baltimore	12	12	*95	*72	23	2.0	16.0	1	4	4	0	7	2	0	0
2012	Baltimore	6	6	57	44	13	1.0	0.0	0	0	0	0	1	1	1	0
<b>Totals</b>		<b>228</b>	<b>227</b>	<b>2,643</b>	<b>1,770</b>	<b>873</b>	<b>41.5</b>	<b>266.0</b>	<b>31</b>	<b>503</b>	<b>64</b>	<b>3</b>	<b>120</b>	<b>20</b>	<b>20</b>	<b>1</b>

\*LED TEAM; \*\*LED TEAM AND NFL  
#FRANCHISE SINGLE-SEASON RECORD

### CAREER SINGLE-GAME HIGHS (REGULAR SEASON)

<b>Total Tackles:</b> 25 (9/14/97 at NYG)	<b>Solo Tackles:</b> 18 (9/14/97 at NYG)
<b>Sacks:</b> 2 (11/26/00 vs. Cle.)	<b>INTs:</b> 2 3 times (last: 11/9/08 at Hou.)
<b>Forced Fumbles:</b> 1 20 times (last: 9/16/12 at Phi.)	<b>Fumble Recoveries:</b> 2 (12/28/08 vs. Jax.)
<b>Passes Defensed:</b> 3 6 times (last: 10/14/07 vs. STL)	

### POSTSEASON

Year	Team	GP	GS	TACKLES			SACKS		INTERCEPTIONS					FUMBLES		
				TT	Solo	Asst.	No.	Yards	No.	Yards	LG	TD	PD	FF	FR	Yards
2000	Baltimore	4	4	44	28	16	0.0	0.0	2	54	50t	1	7	0	1	0
2001	Baltimore	2	2	17	10	7	0.0	0.0	0	0	0	0	0	2	0	0
2003	Baltimore	1	1	18	12	6	0.0	0.0	0	0	0	0	0	0	0	0
2006	Baltimore	1	1	23	13	10	0.0	0.0	0	0	0	0	3	0	0	0
2008	Baltimore	3	3	29	23	6	0.0	0.0	0	0	0	0	1	2	0	0
2009	Baltimore	2	2	21	10	11	1.0	7.0	0	0	0	0	1	0	0	0
2010	Baltimore	2	2	13	9	4	1.0	10.0	0	0	0	0	0	1	0	0
2011	Baltimore	2	2	20	12	8	0.0	0.0	0	0	0	0	1	0	0	0
2012	Baltimore	4	4	51	29	22	0.0	0.0	0	0	0	0	1	0	0	0
<b>Totals</b>		<b>21</b>	<b>21</b>	<b>236</b>	<b>146</b>	<b>90</b>	<b>2.0</b>	<b>17.0</b>	<b>2</b>	<b>54</b>	<b>50t</b>	<b>1</b>	<b>14</b>	<b>5</b>	<b>1</b>	<b>0</b>

## RAVENS DEFENSIVE RECORDS

### RAVENS CAREER DEFENSIVE RECORDS (All-Time History)

#### TACKLES

1. Ray Lewis (1996-2012) ..... 2,643
2. Terrell Suggs (2003-17) ..... 904
3. Kelly Gregg (2001-10) ..... 721
4. Ed Reed (2002-12) ..... 661
5. Haloti Ngata (2006-14) ..... 528

#### INTERCEPTIONS

1. Ed Reed (2002-12) ..... 61
2. Ray Lewis (1996-2012) ..... 31
3. Chris McAlister (1999-2008) ..... 26

#### FUMBLES RECOVERED

1. Ray Lewis (1996-2012) ..... 20
2. Terrell Suggs (2003-17) ..... 13
3. Ed Reed (2002-12) ..... 10

## TURNOVER MACHINE

### MOST CAREER TAKEAWAYS BY A LINEBACKER (Since 1970 Merger)

Rk.	Player	Take-Aways	INTs	FRs
1.	Jack Ham	53	32	21
2.	Ray Lewis	50	31	19*
3.	Stan White	48	34	14

\*Has 20-career overall FRs, but 1 came after teammate Jamie Sharper fumbled an INT that Lewis would then recover; thus, Lewis has 19 FR takeaways.

**Impressively, LB Ray Lewis is the only player in NFL history to record at least 40 sacks and 30 INTs in a career.**

### NFL PLAYERS W/ 30+ SACKS & 25+ INTS (Since 1970 Merger)

Player	Games	Sacks	INTs
Ray Lewis (1996-2012)	228	41.5	31
Rodney Harrison (1994-2008)	186	30.5	34
William Thomas (1991-2001)	172	37.0	27



# RAVENS LEGEND ED REED



BALTIMORE  
**RAVENS**

**20 ED REED**  
SAFETY HT: 5-11 WT: 205

COLLEGE: Miami (FL)  
EXP. (NFL/RAVENS): 12/11  
DRAFTED: 2002, First Round (24th Overall)

BORN: 9/11/78, St. Rose, LA  
GP/GS (PLAYOFFS): 174/169 (15/15)  
PRO BOWLS: 9

## CAREER SNAPSHOT

- Reed's 64 career INTs rank seventh in NFL history, while his 1,590 INT return yards stand No. 1 (figures entering 2018).
- Produced a Ravens' franchise-record 61 INTs for 1,541 return yards and 7 TDs.
- Posted an NFL-record 107-yard return TD (vs. Phi. 11/23/08), breaking the previous long of 106, which he set vs. Cle. (11/7/04).
- Reed's career INT return yard average of 24.8 yards ranks No. 2 in NFL history (min. 30 INTs). (Deion Sanders is first at 25.1).
- Scored 14 TDs in his career (including playoffs) and became the first player (Ronde Barber is the second) in NFL history to score return TDs off a punt, blocked punt, INT and fumble recovery.
- Posted 9 regular season defensive touchdowns during his Baltimore career. Reed's 9 "D-TDs" are the most in Ravens franchise history, while his 7 INT-TDs also rank first.
- Blocked 4 punts in his career, returning 3 for TDs (ties an NFL record).
- Reed tallied 12 multi-INT games (13 including playoffs), tied for the most in the Super Bowl Era (since 1966).
- Owns 9-career postseason INTs, tying the NFL playoff record shared by Charlie Waters, Bill Simpson & Ronnie Lott.
- Finished his career with 699 total tackles, 6 sacks, 154 passes defended, 12 forced fumbles and 10 fumble recoveries. (His 661 total tackles as a Raven rank fourth in team history.)

## KEY HONORS

- Super Bowl XLVII Champion
- Nine-time Pro Bowler (2003-04, 2006-12)
- *Associated Press* NFL Defensive Player of the Year (2004)
- *The Sporting News* All-Decade Team (2000s)
- *USA Today* All-Decade Team (2000s)
- *Associated Press* first-team All-Pro (2004, 2006-08, 2010)
- *Associated Press* second-team All-Pro (2003, 2009, 2011)
- *The Sporting News* All-Pro (2003-04, 2006, 2007, 2008, 2010)
- *Pro Football Weekly*/Pro Football Writers Association All-NFL (2004, 2006, 2008, 2010)
- NFL Defensive Player of the Month (Dec. 2008; Dec. 2010)
- AFC Defensive Player of the Month (Nov. 2004; Dec. 2010)
- AFC Defensive Player of the Week (Week 16, 2010; Week 14, 2008; Week 12, 2008; Week 9, 2004)
- AFC Special Teams Player of the Month (November, 2004)
- AFC Special Teams Player of the Week (Week 6, 2003)
- *Pro Football Weekly* All-Rookie team (2002)

## NFL INTERCEPTION RETURN YARDS

S Ed Reed's 64 career interceptions rank seventh all time, while his 1,590 INT return yards stand No. 1. Reed also owns the second-best INT return average (24.8) in league history.

### ALL-TIME NFL INTERCEPTION RETURN YARDS

Rk.	Player	G	INT	Yards	Avg.	LG	TD
1.	Ed Reed	174	64	1,590	24.8	107t	7
2.	Rod Woodson	238	71	1,483	20.9	98t	12
3.	Darren Sharper	205	63	1,412	22.4	99t	11
4.	Deion Sanders	188	53	1,331	25.1	93t	9
5.	Emlen Tunnell	167	79	1,282	16.2	55t	4
6.	Night Train Lane	157	68	1,207	17.8	80t	5
7.	Paul Krause	226	81	1,185	14.6	81	3

## GOING THE DISTANCE

### LONGEST INTERCEPTION RETURNS / NFL HISTORY

Rk.	Player	Yards	Date/Game
1.	Ed Reed	107t	11/23/08 vs. Phi.
2.	Ed Reed	106t	11/7/04 vs. Cle.
3.	Vencie Glenn	103t	11/29/87 vs. Den.
	Louis Oliver	103t	10/4/92 at Buf.
	Aqib Talib	103t	9/17/17 at Dal.

## WHILE WITH THE RAVENS (2002-12)

While playing in Baltimore from 2002-12, Reed had 61 INTs for 1,541 return yards, the most among all NFL players during this span.

### NFL INTERCEPTIONS (2002-12)

Rk.	Player	INT
1.	Ed Reed	61
2.	Asante Samuel	50
3.	Charles Woodson	44

### NFL INT RETURN YARDS (2002-12)

Rk.	Player	Yards
1.	Ed Reed	1,541
2.	Darren Sharper	1,143
3.	DeAngelo Hall	789

## DUAL INTERCEPTION GAMES

S Ed Reed registered 12 dual-INT games (13 including playoffs) during his career, tied for the most such performances among players in the Super Bowl Era (since 1966).

### MOST GAMES WITH 2+ INTERCEPTIONS / SUPER BOWL ERA

Player	2+ INT Games
Ed Reed	12
Paul Krause	12
Johnny Robinson	12
Ronnie Lott	11

# RAVENS LEGEND ED REED

## ED REED CAREER STATISTICS

### REGULAR SEASON

Year	Team	GP	GS	TACKLES			SACKS		INTERCEPTIONS					FUMBLES		
				TT	Solo	Asst.	No.	Yards	No.	Yards	LG	TD	PD	FF	FR	Yards
2002	Baltimore	16	16	86	69	17	1.0	3.0	5	167	59	0	13	1	0	0
2003	Baltimore	16	15	92	77	15	1.0	12.0	*7	132	54t	1	*19	1	0	0
2004	Baltimore	16	16	89	80	9	2.0	28.0	**9	**358	106t	1	*17	3	2	44
2005	Baltimore	10	10	40	36	4	0.0	0.0	1	23	23	0	12	0	0	0
2006	Baltimore	16	16	66	61	5	0.0	0.0	5	70	37	1	16	1	1	32
2007	Baltimore	16	16	45	36	9	0.0	0.0	*7	130	32	0	13	0	1	6
2008	Baltimore	16	16	40	32	8	1.0	9.0	**9	*264	^107t	2	15	1	2	27
2009	Baltimore	12	12	54	50	4	0.0	0.0	3	111	52t	1	6	3	1	13
2010	Baltimore	10	10	39	29	10	0.0	0.0	**8	**183	44	0	*16	1	0	0
2011	Baltimore	16	16	52	44	8	1.0	4.0	3	25	16	0	8	1	0	0
2012	Baltimore	16	10	58	49	9	0.0	0.0	*4	78	34t	1	15	0	*3	31
2013	Hou./NYJ	14	10	38	27	11	0.0	0.0	3	49	25	0	4	0	0	0
<b>Totals</b>		<b>174</b>	<b>169</b>	<b>699</b>	<b>590</b>	<b>109</b>	<b>6.0</b>	<b>56.0</b>	<b>#64</b>	<b>^1,590</b>	<b>^107t</b>	<b>7</b>	<b>154</b>	<b>12</b>	<b>10</b>	<b>153</b>

^NFL RECORD

#FRANCHISE RECORD (61 WITH THE RAVENS)

\*\*LED NFL

\*LED TEAM

SPECIAL TEAMS TACKLES (8): 2002 (8)

### CAREER SINGLE-GAME HIGHS (REGULAR SEASON)

<b>Total Tackles:</b> 14 (9/7/03 at Pit.)	<b>Solo Tackles:</b> 10 2 times (last: 11/16/03 at Mia.)
<b>Sacks:</b> 1 6 times (last: 10/2/11 vs. NYJ)	<b>INTs:</b> 2 12 times (last: 9/11/11 vs. Pit.)
<b>Forced Fumbles:</b> 1 12 times (last: 10/2/11 vs. NYJ)	<b>Fumble Recoveries:</b> 1 10 times (last: 12/2/12 vs. Pit.)
<b>Passes Defensed:</b> 5 (11/28/10 vs. TB)	

**Additional Statistics:** Returned 29 punts for 204 yards, including 1 return for a 63-yard TD (9/10/07 at Cin.)...Returned a fumble recovery (which he forced) 22 yards for a TD (10/10/04 at Was.)...Posted a safety on 10/1/06 vs. SD...Returned a fumble recovery (which he forced) 22 yards for a TD (12/7/08 vs. Was.)

**Punt Blocks:** Blocked 4 punts in his career, returning 3 for TDs (tied for NFL record): 9/30/02 vs. Den., first punt block in franchise history; 11/24/02 vs. Ten., returned 11 yards for a TD; 10/12/03 at Ari., returned 22 yards for a TD; 11/23/03 vs. Sea., returned 16 yards for a TD.

### POSTSEASON

Year	Team	GP	GS	TACKLES			SACKS		INTERCEPTIONS					FUMBLES		
				TT	Solo	Asst.	No.	Yards	No.	Yards	LG	TD	PD	FF	FR	Yards
2003	Baltimore	1	1	3	3	0	0.0	0.0	1	23	23	0	2	0	0	0
2006	Baltimore	1	1	2	2	0	0.0	0.0	2	0	0	0	3	0	0	0
2008	Baltimore	3	3	7	6	1	0.0	0.0	2	76	64t	1	3	0	0	0
2009	Baltimore	2	2	6	3	3	0.0	0.0	2	63	38	0	3	0	0	0
2010	Baltimore	2	2	7	6	1	0.0	0.0	0	0	0	0	0	0	1	0
2011	Baltimore	2	2	10	9	1	0.0	0.0	1	0	0	0	6	0	0	0
2012	Baltimore	4	4	15	14	1	0.0	0.0	1	6	6	0	3	0	0	0
<b>Totals</b>		<b>15</b>	<b>15</b>	<b>50</b>	<b>43</b>	<b>7</b>	<b>0.0</b>	<b>0.0</b>	<b>9</b>	<b>168</b>	<b>64t</b>	<b>1</b>	<b>20</b>	<b>0</b>	<b>1</b>	<b>0</b>

### PLAYOFF BALLHAWK

S Ed Reed tallied 9 INTs in 15 career playoff games, tying for the most all time. Reed's 168 return yards stand fourth all time, while he also posted 50 tackles (43 solo) and 20 PD in postseason play.

#### POSTSEASON INTERCEPTION LEADERS (NFL History)

Rk.	Player	INT	Yards	TDs	Games
1.	Ed Reed	9	168	1	15
	Ronnie Lott	9	187	2	11
	Bill Simpson	9	149	1	6
	Charlie Waters	9	124	0	10

### REED'S CAREER TOUCHDOWNS (14 OVERALL)

Date/Game	Result	Touchdown
09/10/12 vs. Cin.	W	34-yard INT return
10/11/09 vs. Cin.	L	52-yard INT return
1/4/09 at Mia. (WC)	W	64-yard INT return
12/7/08 vs. Was.	W	22-yard FR return
11/23/08 vs. Phi.	W	107-yard INT return (NFL record)
9/21/08 vs. Cle.	W	32-yard INT return
9/10/07 at Cin.	L	63-yard punt return
11/5/06 vs. Cin.	W	25-yard INT return
11/7/04 vs. Cle.	W	106-yard INT return
10/10/04 at Was.	W	22-yard FR return
11/23/03 vs. Sea.	W	16-yard punt block return
10/12/03 at Ari.	W	22-yard punt block return
9/14/03 vs. Cle.	W	54-yard INT return
11/24/02 vs. Ten.	W	11-yard punt block return

# ALL-TIME TRADES

## MARCH 12, 1996

Traded 1997 fourth-round pick to Seattle for G Jeff Blackshear.

## FEBRUARY 14, 1997

Traded T Tony Jones to Denver for Broncos 1997 second-round pick (S Kim Herring).

## AUGUST 24, 1997

Ravens traded their 1998 seventh-round pick to Pittsburgh for OL Bernard Dafney.

## AUGUST 24, 1997

Traded 1999 seventh-round pick to Philadelphia for G Ben Cavil.

## FEBRUARY 14, 1998

Traded 1998 third- and fourth-round picks to Indianapolis for QB Jim Harbaugh and Colts 1998 fourth-round pick.

## FEBRUARY 18, 1998

Traded 1999 third-round pick to Tampa Bay for RB Errict Rhett.

## MARCH 22, 1999

Traded 1999 third-round pick and conditional 2000 fifth-round pick to Detroit for QB Scott Mitchell.

## MARCH 30, 1999

Traded 1999 sixth-round pick to New England for TE Lovett Purnell.

## APRIL 17, 1999

Traded 1999 fifth-round pick and 2000 seventh-round pick to St. Louis for QB Tony Banks.

## MARCH 16, 2004

In a three-team trade, the Ravens sent a second-round pick to the 49ers in exchange for WR Terrell Owens (3/3), then reached a settlement prior to arbitration when Baltimore acquired a fifth-round compensatory pick from Philadelphia, re-acquired the original second-round pick, and the Eagles' acquired Owens.

## APRIL 25, 2004

Traded fourth-round pick to Jacksonville for WR Kevin Johnson.

## JUNE 8, 2006

Traded 2007 fourth-round draft pick (128th overall) to Tennessee for QB Steve McNair.

## JUNE 19, 2006

Traded 2007 conditional draft pick to Indianapolis for S Jerome Sapp.

## MARCH 9, 2007

Traded three draft picks (third and seventh in 2007; third in 2008) to Buffalo for RB Willis McGahee, who signed a six-year deal with the Ravens.

## APRIL 27, 2008

Traded 2008 fourth-round draft pick (125th overall) to Oakland for CB Fabian Washington.

## MARCH 5, 2010

Traded 2010 third- and fourth-round draft picks to Arizona for WR Anquan Boldin and a 2010 fifth-round draft choice.

## SEPTEMBER 1, 2010

Traded 2011 conditional draft pick to Seattle for CB Josh Wilson. (Trade yielded a fifth-round choice for the Seahawks.)

## AUGUST 12, 2011

Traded a 2012 fourth-round draft pick to Buffalo for WR Lee Evans.

## MARCH 11, 2013

Traded WR Anquan Boldin to San Francisco for a 2013 sixth-round draft choice.

## MAY 9, 2013

Traded a conditional 2014 draft choice to Indianapolis in exchange for G/C A.Q. Shipley.

## AUGUST 21, 2013

Traded WR/RS David Reed to Indianapolis in exchange for RB Delone Carter.

## OCTOBER 3, 2013

Traded a 2014 fourth- and fifth-round pick to Jacksonville in exchange for T Eugene Monroe.

## OCTOBER 21, 2013

Traded T Bryant McKinnie to Miami in exchange for a conditional 2015 draft pick.

## MARCH 26, 2014

Traded a 2015 draft pick to Tampa Bay in exchange for C Jeremy Zuttah.

## MARCH 10, 2015

Traded DT Haloti Ngata and a 2015 seventh-round draft choice to Detroit for 2015 fourth- and fifth-round draft picks.

## APRIL 1, 2015

Traded C/G Gino Gradkowski and a 2016 fifth-round draft choice to Denver in exchange for a 2016 fourth-round pick.

## SEPTEMBER 5, 2015

Traded C Nick Easton to the San Francisco 49ers in exchange for a 2016 conditional draft pick.

## SEPTEMBER 21, 2015

Traded a 2016 seventh-round draft choice to Miami in exchange for CB Will Davis.

## OCTOBER 3, 2015

Traded a conditional draft pick to St. Louis in exchange for WR Chris Givens.

## MARCH 15, 2017

Traded C Jeremy Zuttah and a 2017 sixth-round pick (198th overall) to San Francisco in exchange for a 2017 sixth-round choice (186th).

## APRIL 4, 2017

Traded DT Timmy Jernigan and the 99th-overall selection (a third-round compensatory choice) in the 2017 NFL Draft to Philadelphia in exchange for the 74th-overall pick in the 2017 draft.

## SEPTEMBER 1, 2017

Traded a 2018 conditional seventh-round draft pick to Arizona in exchange for G/C Tony Bergstrom.

## SEPTEMBER 2, 2017

Traded an undisclosed draft pick to Jacksonville in exchange for C Luke Bowanko.



In 2006, the Ravens traded a fourth-round draft pick to the Tennessee Titans in exchange for QB Steve McNair, who would go on to lead Baltimore to a franchise-best 13-3 record that season and earn Pro Bowl honors.




# ALL-TIME AP HONORS

## ASSOCIATED PRESS PLAYERS OF THE YEAR




**LB Peter Boulware – 1997  
Defensive Rookie of the Year**




**LB Ray Lewis – 2000 & 2003  
Defensive Player of the Year**



**RB Jamal Lewis – 2003  
Offensive Player of the Year**



**S Ed Reed – 2004  
Defensive Player of the Year**



**OLB Terrell Suggs – 2003 Def. Rookie of the Year & 2011 Def. Player of the Year**

## ASSOCIATED PRESS ALL-PRO HONOREES

Year	Player	Team	Year	Player	Team	Year	Player	Team
1997	T Jonathan Ogden	First	2004	CB Chris McAlister	Second	2011	FB Vonta Leach	First
1998	RS Jermaine Lewis	First	2004	T Jonathan Ogden	Second	2011	DT Haloti Ngata	First
1998	LB Ray Lewis	Second	2004	S Ed Reed	First	2011	S Ed Reed	Second
1998	T Jonathan Ogden	Second	2006	FB Ovie Mughelli	Second	2011	RB Ray Rice	Second
1999	LB Peter Boulware	Second	2006	T Jonathan Ogden	Second	2011	LB Terrell Suggs	First
1999	LB Ray Lewis	First	2006	S Ed Reed	First	2011	G Marshal Yanda	Second
1999	T Jonathan Ogden	Second	2006	LB Bart Scott	Second	2012	RS Jacoby Jones	First
2000	DT Sam Adams	Second	2006	K Matt Stover	Second	2012	FB Vonta Leach	First
2000	DE Rob Burnett	Second	2006	LB Adalius Thomas	First	2012	DT Haloti Ngata	Second
2000	LB Ray Lewis	First	2007	S Ed Reed	First	2012	G Marshal Yanda	Second
2000	T Jonathan Ogden	First	2008	LB Ray Lewis	First	2013	K Justin Tucker	First
2000	K Matt Stover	First	2008	FB Le'Ron McClain	First	2014	OLB Elvis Dumervil	First
2000	S Rod Woodson	Second	2008	DT Haloti Ngata	Second	2014	LB C.J. Mosley	Second
2001	RS Jermaine Lewis	Second	2008	S Ed Reed	First	2014	DT Haloti Ngata	Second
2001	LB Ray Lewis	First	2008	LB Terrell Suggs	Second	2014	G Marshal Yanda	First
2001	T Jonathan Ogden	Second	2009	LB Ray Lewis	First	2015	P Sam Koch	Second
2002	T Jonathan Ogden	First	2009	FB Le'Ron McClain	Second	2015	G Marshal Yanda	First
2003	TE Todd Heap	Second	2009	DT Haloti Ngata	Second	2016	LB Zachary Orr	Second
2003	RB Jamal Lewis	First	2009	S Ed Reed	Second	2016	K Justin Tucker	First
2003	LB Ray Lewis	First	2009	RB Ray Rice	Second	2016	G Marshal Yanda	Second
2003	CB Chris McAlister	First	2010	K Billy Cundiff	First	2017	LB C.J. Mosley	Second
2003	T Jonathan Ogden	First	2010	LB Ray Lewis	Second	2017	K Justin Tucker	Second
2003	S Ed Reed	Second	2010	DT Haloti Ngata	First			
2004	LB Ray Lewis	First	2010	S Ed Reed	First			

# ALL-TIME HONORS

## PLAYERS OF THE MONTH

Year	Month	Player	Honor	Year	Month	Player	Honor
1998	Sept.	PR Jermaine Lewis	Special Teams	2008	Dec.	S Ed Reed	Defense
2000	Sept.	DE Rob Burnett	Defense	2010	Nov.	LB Terrell Suggs	Defense
2000	Nov.	K Matt Stover	Special Teams	2010	Dec.	S Ed Reed	Defense
2000	Dec.	KR/PR Jermaine Lewis	Special Teams	2011	Dec.	LB Terrell Suggs	Defense
2003	Nov.	LB Ray Lewis	Defense	2012	Nov.	RS Jacoby Jones	Special Teams
2003	Dec.	RB Jamal Lewis	Offense	2013	Nov.	K Justin Tucker	Special Teams
2004	Oct.	KR/PR B.J. Sams	Special Teams	2014	Nov.	K Justin Tucker	Special Teams
2004	Nov.	S Ed Reed	Defense	2016	Sept.	K Justin Tucker	Special Teams
2006	Sept.	LB Bart Scott	Defense	2017	Nov.	K Justin Tucker	Special Teams
2006	Sept.	K Matt Stover	Special Teams				

## ROOKIES OF THE MONTH

Year	Month	Player	Honor	Year	Month	Player	Honor
1997	Sept.	LB Peter Boulware	Defense	2008	Nov.	QB Joe Flacco	Offense
2000	Nov.	RB Jamal Lewis	Offense	2009	Dec./Jan.	T Michael Oher	Offense
2003	Sept.	OLB Terrell Suggs	Defense	2014	Oct. & Dec.	LB C.J. Mosley (twice)	Defense

## PLAYER OF THE WEEK HONORS

Year	Wk.	Player	Honor	Year	Wk.	Player	Honor	Year	Wk.	Player	Honor
1996	1	LB Ray Lewis	Def.	2002	13	S Chad Williams	Def.	2010	15	RB Ray Rice	Off.
1996	5	RB Earnest Byner	Off.	2003	2	RB Jamal Lewis	Off.	2010	16	S Ed Reed	Def.
1996	9	QB Vinny Testaverde	Off.	2003	6	S Ed Reed	ST	2011	1	OLB Terrell Suggs	Def.
1996	14	WR Derrick Alexander	Off.	2003	12	QB Anthony Wright	Off.	2011	3	LB Ray Lewis	Def.
1997	9	LB Ray Lewis	Def.	2003	16	RB Jamal Lewis	Off.	2011	4	LB Jarret Johnson	Def.
1997	15	WR/RS Jermaine Lewis	ST	2003	17	LB Ray Lewis	Def.	2011	11	WR Torrey Smith	Off.
1998	2	CB Rod Woodson	Def.	2004	7	CB Deion Sanders	Def.	2011	12	OLB Terrell Suggs	Def.
1998	4	RB Priest Holmes	Off.	2004	9	S Ed Reed	Def.	2011	13	RB Ray Rice	Off.
1998	4	KR Jermaine Lewis	ST	2004	10	QB/P Kordell Stewart	ST	2011	14	OLB Terrell Suggs	Def.
1998	10	DE Michael McCrary	Def.	2004	14	QB Kyle Boller	Off.	2011	17	RB Ray Rice	Off.
1999	3	LB Peter Boulware	Def.	2005	11	K Matt Stover	ST	2012	1	QB Joe Flacco	Off.
1999	11	K Matt Stover	ST	2005	13	OLB Terrell Suggs	Def.	2012	6	RS Jacoby Jones	ST
1999	13	DE Michael McCrary	Def.	2006	1	LB Ray Lewis	Def.	2012	16	RB Ray Rice	Off.
1999	14	WR Qadry Ismail	Off.	2006	10	DE Trevor Pryce	ST	2013	10	K Justin Tucker	ST
1999	16	K Matt Stover	ST	2006	11	RS B.J. Sams	ST	2013	12	K Justin Tucker	ST
2000	1	DE Rob Burnett	Def.	2006	17	CB Chris McAlister	Def.	2013	15	K Justin Tucker	ST
2000	2	QB Tony Banks	Off.	2007	3	WR/RS Yamon Figurs	ST	2014	3	K Justin Tucker	ST
2000	5	S Rod Woodson	Def.	2007	6	K Matt Stover	ST	2014	6	QB Joe Flacco	Off.
2000	6	K Matt Stover	ST	2008	7	OLB Terrell Suggs	Def.	2014	10	RB Justin Forsett	Off.
2000	16	LB Jamie Sharper	Def.	2008	9	QB Joe Flacco	Off.	2014	12	RB Justin Forsett	Off.
2000	17	WR/RS Jermaine Lewis	ST	2008	10	LB Ray Lewis	Def.	2014	14	OLB Elvis Dumervil	Def.
2001	3	S Corey Harris	Def.	2008	12	S Ed Reed	Def.	2015	4	K Justin Tucker	ST
2001	8	K Matt Stover	ST	2008	14	S Ed Reed	Def.	2015	8	K Justin Tucker	ST
2001	12	DE Adalius Thomas	Def.	2008	16	P Sam Koch	ST	2015	12	S Will Hill III	ST
2001	15	LB Ray Lewis	Def.	2009	3	LB Brendon Ayanbadejo	Def.	2016	2	DE Lawrence Guy	ST
2001	17	LB Peter Boulware	Def.	2009	15	CB Domonique Foxworth	Def.	2016	12	K Justin Tucker	ST
2002	4	LB Ray Lewis	Def.	2009	17	RB Willis McGahee	Off.	2017	11	OLB Matthew Judon	Def.
2002	4	CB Chris McAlister	ST	2010	3	WR Anquan Boldin	Off.	2017	12	P Sam Koch	ST
2002	10	WR/RS Lamont Brightful	ST	2010	9	DT Haloti Ngata	Def.	2017	13	S Eric Weddle	Def.
2002	12	LB Ed Hartwell	Def.	2010	14	WR/RS David Reed	ST	2017	15	P Sam Koch	ST

# RAVENS PRO BOWLERS

**1996**  
QB Vinny Testaverde  
S Eric Turner

**1997**  
LB Ray Lewis  
T Jonathan Ogden

**1998**  
LB Peter Boulware  
RS Jermaine Lewis  
LB Ray Lewis  
DE Michael McCrary  
T Jonathan Ogden  
ST Bennie Thompson

**1999**  
LB Peter Boulware  
LB Ray Lewis  
DE Michael McCrary  
T Jonathan Ogden  
S Rod Woodson

**2000**  
DT Sam Adams  
LB Ray Lewis  
T Jonathan Ogden  
K Matt Stover  
S Rod Woodson

**2001**  
DT Sam Adams  
RS Jermaine Lewis  
LB Ray Lewis  
T Jonathan Ogden  
TE Shannon Sharpe  
S Rod Woodson

**2002**  
T Jonathan Ogden  
LB Peter Boulware  
TE Todd Heap

**2003 (tied KC for most in NFL)**

LB Peter Boulware  
TE Todd Heap  
RB Jamal Lewis  
LB Ray Lewis  
CB Chris McAlister  
T Jonathan Ogden  
S Ed Reed  
ST Adalius Thomas

**2004**  
T Jonathan Ogden  
LB Ray Lewis  
CB Chris McAlister  
S Ed Reed  
LB Terrell Suggs

**2005**  
T Jonathan Ogden

**2006**  
T Jonathan Ogden\*  
LB Ray Lewis\*  
CB Chris McAlister  
QB Steve McNair\*  
S Ed Reed  
LB Bart Scott  
LB Terrell Suggs  
LB Adalius Thomas

\* Ogden (toe) went to the Pro Bowl but did not play; Scott went instead of Lewis (hand); QB Vince Young (Ten.) went in lieu of McNair.

**2007**  
T Jonathan Ogden  
LB Ray Lewis  
RB Willis McGahee  
S Ed Reed

**2008**  
ST Brendon Ayanbadejo  
LB Ray Lewis  
FB Le'Ron McClain  
S Ed Reed  
LB Terrell Suggs

**2009**  
LB Ray Lewis  
FB Le'Ron McClain  
DT Haloti Ngata  
S Ed Reed\*  
RB Ray Rice

\* Reed (injured hip/ankle) did not play.

**2010**  
K Billy Cundiff  
LB Ray Lewis  
DT Haloti Ngata  
S Ed Reed\*  
OLB Terrell Suggs

\* Reed (death in family) did not play.

**2011**  
G Ben Grubbs  
FB Vonta Leach  
LB Ray Lewis  
DT Haloti Ngata  
S Ed Reed\*  
RB Ray Rice\*  
OLB Terrell Suggs\*  
G Marshal Yanda

\* Reed (injury), Rice (family matter) and Suggs (injury) did not play.

**2012**  
RS Jacoby Jones  
FB Vonta Leach  
DT Haloti Ngata  
S Ed Reed  
RB Ray Rice  
G Marshal Yanda

**2013**  
DT Haloti Ngata  
OLB Terrell Suggs  
K Justin Tucker  
G Marshal Yanda

**2014**  
OLB Elvis Dumervil  
RB Justin Forsett  
LB C.J. Mosley  
G Marshal Yanda

**2015**  
LS Morgan Cox  
OLB Elvis Dumervil  
P Sam Koch  
G Marshal Yanda

**2016**  
LS Morgan Cox  
FB Kyle Juszczyk  
LB C.J. Mosley\*  
K Justin Tucker  
S Eric Weddle  
G Marshal Yanda  
C Jeremy Zuttah

\* Mosley (calf injury) did not play

**2017**  
LB C.J. Mosley  
OLB Terrell Suggs  
S Eric Weddle

MOST PRO BOWLS	
LB Ray Lewis.....	13
T Jonathan Ogden.....	11
S Ed Reed .....	9
OLB Terrell Suggs .....	7
G Marshal Yanda .....	6
DT Haloti Ngata.....	5
OLB Peter Boulware.....	4



# RING OF HONOR & MAN OF THE YEAR

The Ravens' Ring of Honor, presented by Smyth Jewelers, salutes special inductees at M&T Bank Stadium with banners. Each member is recognized for his extraordinary contributions to the NFL, the Ravens and the Baltimore community.



**2015**  
**S ED REED**  
*Nov. 22 vs. St. Louis*



**2006**  
**LB PETER BOULWARE**  
*Nov. 5 vs. Cincinnati*



**2014**  
**TE TODD HEAP**  
*Sept. 28 vs. Carolina*



**2004**  
**DE MICHAEL McCRARY**  
*Oct. 4 vs. Kansas City*



**2013**  
**LB RAY LEWIS**  
*Sept. 22 vs. Houston*



**2003**  
**OWNER ART MODELL**  
*Dec. 28 vs. Pittsburgh*



**2012**  
**RB JAMAL LEWIS**  
*Sept. 9 vs. Cleveland*



**2002**  
**EIGHT BALTIMORE COLTS (ALL HALL OF FAMERS)**  
QB Johnny Unitas  
WR Raymond Berry  
DT Art Donovan  
TE John Mackey  
LB Ted Hendricks  
*Oct. 20 vs. Jacksonville*



**2011**  
**K MATT STOVER**  
*Nov. 20 vs. Cincinnati*



**2000**  
**RB EARNEST BYNER**  
*Nov. 26 vs. Cleveland*



**2008**  
**T JONATHAN OGDEN**  
*Oct. 26 vs. Oakland*

*Note: Date of ROH Induction Indicated Below Name*

## WALTER PAYTON NFL MAN OF THE YEAR



The Walter Payton NFL Man of the Year Award recognizes an NFL player for his excellence on and off the field. The award was established in 1970 and then renamed in 1999 after the late Hall of Fame Chicago Bears running back, Walter Payton. Each team nominates one player who has had a significant positive impact on his community. In 2011, Ravens C Matt Birk (left) won the prestigious NFL honor, while more recently, Ravens TE Benjamin Watson was one of three NFL finalists in 2017 (J.J. Watt - winner).

- 2017 - Benjamin Watson
- 2016 - Steve Smith Sr.
- 2015 - Steve Smith Sr.
- 2014 - Torrey Smith
- 2013 - Torrey Smith
- 2012 - Anquan Boldin

- 2011 - Matt Birk  
(NFL Man of the Year)
- 2010 - Anquan Boldin
- 2009 - Ed Reed
- 2008 - Ray Lewis
- 2007 - Ray Lewis

- 2006 - Ray Lewis
- 2005 - Edwin Mulitalo
- 2004 - Ray Lewis
- 2003 - Ray Lewis
- 2002 - Jonathan Ogden
- 2001 - Mike McCrary

# ALL-TIME ROSTER

12	Abney, Derek (WR/RS)	Kentucky, 2004	18	Brown, Curtis (WR)	Alabama, 1996
95	Adams, Sam (DT)	Texas A&M, 2000-01	83	Brown, Daniel (WR/TE)	James Madison, 2015-16
43	Adams, Vashone (S)	Eastern Michigan, 1996	60	Brown, Jason (G/C)	North Carolina, 2005-08
16	Adeboyejo, Quincy (WR)	Mississippi, 2017	69	Brown, Leon (G)	Alabama, 2015
11	Aiken, Kamar (WR)	Central Florida, 2014-16	14	Brown, Marlon (WR)	Georgia, 2013-15
82	Alexander, Derrick (WR)	Michigan, 1996-97	31	Brown, Omar (S)	Marshall, 2012-13
35	Allen, Anthony (RB)	Georgia Tech, 2011-12	78	Brown, Orlando (T)	S. Carolina St., 1996-98, 2003-05
37	Allen, Javorius (RB)	Southern California, 2015-17	47	Brown, Ricky (LB)	Boston College, 2012
29	Allen, Terry (RB)	Clemson, 2001	49	Bryant, D.J. (LB)	James Madison, 2013
38	Ali, Charles (FB)	Arkansas-Pine Bluff, 2009	10	Bulger, Mark (QB)	West Virginia, 2010
66	Anderson, Bennie (OL)	Tennessee State, 2001-04	54	Burgess, Prescott (LB)	Michigan, 2007-11
14	Anderson, Derek (QB)	Oregon State, 2005	90	Burnett, Rob (DE)	Syracuse, 1996-2001
38	Anderson, Mike (RB)	Utah, 2006-07	85	Burrough, Jonathan (TE)	New Mexico, 2001
79	Anderson, Willie (T)	Auburn, 2008	17	Butler, Jeremy (WR)	Tennessee-Martin, 2014-15
88	Armour, Justin (WR)	Stanford, 1999	38	Butler, Robb (DB)	Robert Morris, 2005
35	Arrington, Kyle (CB)	Hofstra, 2015-16	21	Byner, Earnest (RB)	East Carolina, 1996-97
70	Arvie, Herman (OL)	Grambling, 1996	56	Bynes, Josh (LB)	Auburn, 2011-13
74	Atkins, James (OL)	SW Louisiana, 1997-99	25	Byrdson, Shawn (DB)	Mississippi State, 2002
51	Ayanbadejo, Brendon (LB)	UCLA, 2008-12	56	Caldwell, Mike (LB)	Middle Tennessee State, 1996
30	Ayanbadejo, Obafemi (FB)	San Diego State, 1999-2001	12	Campanaro, Michael (WR)	Wake Forest, 2014-17
56	Babin, Jason (OLB)	Western Michigan, 2015	26	Canady, Maurice (CB)	Virginia, 2016-17
35	Bailey, Robert (DB)	Miami (FL), 2000	99	Canty, Chris (DE)	Virginia, 2013-15
86	Bajema, Billy (TE)	Oklahoma State, 2012-13	24	Carr, Brandon (CB)	Grand Valley State, 2017
23	Baldwin, Randy (RB)	Mississippi, 1996	25	Carr, Chris (CB/RS)	Boise State, 2009-11
12	Banks, Tony (QB)	Michigan State, 1999-2000	56	Carter, Chris (OLB)	Fresno State, 2015-16
94	Bannan, Justin (DT)	Colorado, 2006-09	22	Carter, Dale (DB)	Tennessee, 2004-05
80	Bannister, Alex (WR)	Eastern Kentucky, 2006	10	Case, Stoney (QB)	New Mexico, 1999
50	Barnes, Antwan (LB)	Florida International, 2007-09	23	Cason, Antoine (CB)	Arizona, 2014
28	Baxter, Gary (DB)	Baylor, 2001-04	65	Cavil, Ben (OL)	Oklahoma, 1997-98
12	Beck, John (QB)	BYU, 2009	65	Caylor, Drew (OL)	Stanford, 2005
70	Bergstrom, Tony (G/T)	Utah, 2017	92	Chase, Martin (DT)	Oklahoma, 1998-99
76	Bernstein, Alex (OL)	Amherst, 1997	65	Chester, Chris (G/C)	Oklahoma, 2006-10
28	Berry, Damien (RB)	Miami (FL), 2011-12	36	Clark, Chuck (S)	Virginia Tech, 2017
45	Beyer, Brennen (OLB)	Michigan, 2015-16	87	Clark, Dallas (TE)	Iowa, 2013
68	Bilukidi, Christo (DT)	Georgia State, 2014-15	55	Clark, Sedric (LB)	Tulsa, 1996
77	Birk, Matt (C)	Harvard, 2009-12	63	Clausell, Blaine (T)	Mississippi State, 2015
89	Bishop, Harold (TE)	LSU, 1996	2	Clausen, Jimmy (QB)	Notre Dame, 2015
69	Blackshear, Jeff (G)	NE Louisiana, 1996-99	16	Clay, Kaelin (WR/RS)	Utah, 2015-16
11	Blake, Jeff (QB)	East Carolina, 2002	89	Clayton, Mark (WR)	Oklahoma, 2005-09
74	Bobo, Orlando (OL)	NW Louisiana, 2000-01	81	Coates, Ben (TE)	Livingstone, 2000
81	Boldin, Anquan (WR)	Florida State, 2010-12	53	Cody, Dan (LB/DE)	Oklahoma, 2005-07
7	Boller, Kyle (QB)	California, 2003-08	62	Cody, Terrence (DT)	Alabama, 2010-14
70	Bolling, Nate (DT)	Wake Forest, 2003	34	Collins, Alex (RB)	Arkansas, 2017
36	Booth, Isaac (DB)	California, 1996	63	Collins, Mike (G)	Wake Forest, 2002
67	Boren, Justin (G/C)	Ohio State, 2011	49	Collins, Ryan (TE)	St. Thomas (MN), 1999
58	Boulware, Peter (OLB)	Florida State, 1997-2005	37	Considine, Sean (S)	Iowa, 2012
2	Bouman, Todd (QB)	St. Cloud State, 2008	72	Cook, Damion (T)	Bethune-Cookman, 2002-04
61	Bowanko, Luke (C/G)	Virginia, 2017	26	Cook, Emanuel (S)	South Carolina, 2011-12
54	Bowser, Tyus (OLB)	Houston, 2017	15	Copper, Terrance (WR)	East Carolina, 2008
35	Boykin, Brandon (CB)	Georgia, 2017	51	Correa, Kamalei (LB)	Boise State, 2016-17
82	Boyle, Nick (TE)	Delaware, 2015-17	23	Cotton, Kenyon (FB)	SW Louisiana, 1997-98
53	Bradley, Bam (LB)	Pittsburgh, 2017	64	Cousins, Oniel (G/T)	UTEP, 2008-10
24	Brady, Donny (DB)	Wisconsin, 1996-98	46	Cox, Morgan (LS)	Tennessee, 2010-17
22	Brew, Dorian (CB)	Kansas, 1996-97	51	Croel, Mike (LB)	Nebraska, 1996
57	Brigance, O.J. (LB)	Rice, 2000	7	Cundiff, Billy (K)	Drake, 2009-11
45	Brightful, Lamont (RS)	E. Washington, 2002-03	1	Cunningham, Randall (QB)	UNLV, 2001
16	Britton, Eddie (WR)	Central State (OH), 1997	80	Curtis, Tony (TE)	Portland State, 2009
44	Brookins, Jason (RB)	Lane College, 2000-01	72	Dafney, Bernard (DT)	Tennessee, 1997
77	Brooks, Ethan (T)	Williams College, 2002-04	91	Dalton, Lionel (OL)	Eastern Michigan, 1998-2001
31	Brooks, Terrence (S)	Florida State, 2014-15	30	Daniel, Eugene (CB)	Louisiana State, 1997
59	Brown, Arthur (LB)	Kansas State, 2013-15	40	Daniel, Robertson (CB)	BYU, 2016
23	Brown, Chykie (CB)	Texas, 2011-14	53	Daniels, Dexter (LB)	Florida, 1996
51	Brown, Cornell (LB)	VA Tech, 1997-2000, 2002-04	30	Daniels, P.J. (RB)	Georgia Tech, 2006-08

# ALL-TIME ROSTER

81 Daniels, Owen (TE) . . . . .	Wisconsin, 2014	50 Goganious, Keith (LB) . . . . .	Penn State, 1996
81 Darling, Devard (WR) . . . . .	Washington State, 2004-07	56 Gooden, Tavares (LB) . . . . .	Miami (FL), 2008-10
56 Davis, Anthony (LB) . . . . .	Utah, 2000	76 Gordon, Amon (DT) . . . . .	Stanford, 2007
86 Davis, Billy (WR) . . . . .	Pittsburgh, 1999-2000	85 Gordon, Richard (TE) . . . . .	Miami (FL), 2015
94 Davis, Carl (DT) . . . . .	Iowa, 2015-17	37 Gorrer, Danny (DB) . . . . .	Texas A&M, 2011, 2014
39 Davis, Will (CB) . . . . .	Utah State, 2015-16	66 Gradkowski, Gino (C/G) . . . . .	Delaware, 2012-14
85 DeLong, Greg (HB) . . . . .	North Carolina, 1999	24 Graham, Corey (CB) . . . . .	New Hampshire, 2012-13
47 Demps, Will (S) . . . . .	San Diego State, 2002-05	34 Graham, Jay (RB) . . . . .	Tennessee, 1997-99
60 DeVries, Jed (OL) . . . . .	Utah State, 1996	12 Graham, Shayne (K) . . . . .	West Virginia, 2011
84 Dickson, Ed (TE) . . . . .	Oregon, 2010-13	18 Grbac, Elvis (QB) . . . . .	Michigan, 2001
8 Dilfer, Trent (QB) . . . . .	Fresno State, 2000	86 Green, Eric (TE) . . . . .	Liberty, 1996-98
87 Dinkins, Darnell (TE) . . . . .	Pittsburgh, 2004-05	95 Green, Howard (DT) . . . . .	Louisiana State, 2002
96 Divens, Lamar (DT) . . . . .	Tennessee State, 2008-10	33 Green, Justin (FB) . . . . .	Montana, 2005-07
30 Dixon, Kenneth (RB) . . . . .	Louisiana Tech, 2016-17	54 Green, Roderick (LB) . . . . .	Central Missouri St., 2004-05
70 Donnal, Andrew (G/T) . . . . .	Iowa, 2017	42 Greenwood, Chris (CB) . . . . .	Albion, 2014
17 Doss, Tandon (WR) . . . . .	Indiana, 2011-13	97 Gregg, Kelly (DT) . . . . .	Oklahoma, 2000-10
94 Douglas, Marques (DL) . . . . .	Howard, 1999, 2001-04, 2008	59 Greisen, Nick (LB) . . . . .	Wisconsin, 2007-08
36 Dowden, Corey (DB) . . . . .	Grambling, 1996	66 Grubbs, Ben (G) . . . . .	Auburn, 2007-11
38 Draughn, Shaun (RB) . . . . .	North Carolina, 2013	65 Gurode, Andre (G/C) . . . . .	Colorado, 2011
80 Drew, Davon (TE) . . . . .	East Carolina, 2009-11	93 Guy, Lawrence (DE) . . . . .	Arizona State, 2014-16
62 Ducasse, Vladimir (G) . . . . .	Massachusetts, 2016	62 Hale, David (G/T) . . . . .	Weber State, 2008-10
58 Dumervil, Elvis (OLB) . . . . .	Louisville, 2013-16	58 Haley, Dennis (LB) . . . . .	Virginia, 2005-06
40 Edison, Pedro (TE) . . . . .	E. Tennessee State, 2000	95 Hall, Bryan (DT) . . . . .	Arkansas State, 2012
93 Edwards, Dwan (DE) . . . . .	Oregon State, 2004-09	81 Hambrick, Kenyon (WR) . . . . .	Alabama A&M, 2001
33 Elam, Matt (S) . . . . .	Florida, 2013-16	54 Hamilton, Adrian (OLB) . . . . .	Prairie View A&M, 2012-13
59 Ellerbe, Dannell (LB) . . . . .	Georgia, 2009-12	22 Hamlin, Ken (S) . . . . .	Arkansas, 2010
8 Elling, Aaron (K) . . . . .	Wyoming, 2005	4 Harbaugh, Jim (QB) . . . . .	Michigan, 1998
72 Ellison, Atiyyah (DT) . . . . .	Missouri, 2006	70 Harewood, Ramon (G/T) . . . . .	Morehouse, 2010-12
61 Elmore, John (OL) . . . . .	Texas, 1997	82 Harper, Justin (WR) . . . . .	Virginia Tech, 2008-10
71 Eluemunor, Jermaine (G/T) . . . . .	Texas A&M, 2017	51 Harris, Bernardo (LB) . . . . .	North Carolina, 2002-03
81 Escobar, Gavin (TE) . . . . .	San Diego State, 2017	45 Harris, Corey (S) . . . . .	Vanderbilt, 1998-2001
85 Ethridge, Ray (WR) . . . . .	Pasadena City, 1996-97	67 Harrison, Chris (G) . . . . .	Virginia, 1999
29 Evans, Charles (FB) . . . . .	Clark U. (Atl.), 1999-2000	48 Hartley, Frank (TE) . . . . .	Illinois, 1996
83 Evans, Lee (WR) . . . . .	Wisconsin, 2011	56 Hartwell, Edgerton (LB) . . . . .	Western Illinois, 2001-04
61 Everitt, Steve (C) . . . . .	Michigan, 1996	6 Hauschka, Steve (K) . . . . .	North Carolina State, 2008-09
16 Figurs, Yamon (WR/RS) . . . . .	Kansas State, 2007-08	86 Heap, Todd (TE) . . . . .	Arizona State, 2001-10
8 Finnerty, Cullen (QB) . . . . .	Grand Valley State, 2007	70 Hellestrae, Dale (LS) . . . . .	Southern Methodist, 2001
98 Fitch, Zarnell (DT) . . . . .	TCU, 2007	69 Henry, Willie (DT) . . . . .	Michigan, 2016-17
37 Fitzhugh, Keith (S) . . . . .	Mississippi State, 2009	67 Hernandez, Adam (OL) . . . . .	Yale, 1998
5 Flacco, Joe (QB) . . . . .	Delaware, 2008-17	20 Herring, Kim (S) . . . . .	Penn State, 1997-2000
62 Flynn, Mike (C) . . . . .	Maine, 1997-2007	14 Hester Sr., Devin (WR/RS) . . . . .	Miami, 2016
71 Folau, Spencer (T) . . . . .	Idaho, 1996-2000	43 Hill, Jaylen (CB) . . . . .	Jacksonville State, 2017
78 Footman, Dan (DL) . . . . .	Florida State, 1996	33 Hill III, Will (S) . . . . .	Florida, 2014-15
48 Ford, Chase (TE) . . . . .	Miami (FL), 2015	33 Hoard, Leroy (RB) . . . . .	Michigan, 1996
29 Forsett, Justin (RB) . . . . .	California, 2014-16	33 Holmes, Priest (RB) . . . . .	Texas, 1997-2000
91 Fortune, Elliott (DL) . . . . .	Georgia Tech, 1996	15 Horsey, Albert (WR) . . . . .	Delaware State, 2001
24 Foxworth, Domonique (CB) . . . . .	Maryland, 2009-11	70 Houser, Kevin (LS) . . . . .	Ohio State, 2010
91 Franklin, Aubrayo (DT) . . . . .	Tennessee, 2003-06	84 Houshmandzadeh, T.J. (WR) . . . . .	Oregon State, 2010
38 Franks, Dominique (CB) . . . . .	Oklahoma, 2014	77 Howard, Austin (T) . . . . .	Northern Iowa, 2017
97 Frase, Paul (DE) . . . . .	Syracuse, 1998	66 Hudson, John (LS) . . . . .	Auburn, 2000
94 Frederick, Mike (DL) . . . . .	Virginia, 1996-98	42 Huff, Marqueston (S) . . . . .	Wyoming, 2016
58 Freeny, Jonathan (LB) . . . . .	Rutgers, 2017	29 Huff, Michael (S) . . . . .	Texas, 2013
26 Fuller, Corey (CB/S) . . . . .	Florida State, 2003-04	33 Hughley, Delvin (CB) . . . . .	Jacksonville State, 2001
71 Gaither, Jared (T) . . . . .	Maryland, 2007-10	29 Humphrey, Marlon (CB) . . . . .	Alabama, 2017
35 Gardner, Carwell (FB) . . . . .	Louisville, 1996	23 Hunter, Dameon (RB) . . . . .	Utah, 2002
32 Gash, Sam (FB) . . . . .	Penn State, 2000-02	23 Hunter, Earnest (RB) . . . . .	SE Oklahoma, 1996
44 Gaston, Willie (CB) . . . . .	Houston, 2007	84 Hunter, Javin (WR) . . . . .	Notre Dame, 2002-03
40 Gerard, K.J. (S) . . . . .	Northern Arizona, 2009	74 Hurst, James (T) . . . . .	North Carolina, 2014-17
61 Gibson, Gary (DT) . . . . .	Rutgers, 2005	80 Hymes, Randy (WR) . . . . .	Grambling State, 2002-05
80 Gillmore, Crockett (TE) . . . . .	Colorado State, 2014-17	32 Ihedigbo, James (S) . . . . .	Massachusetts, 2012-13
13 Givens, Chris (WR) . . . . .	Wake Forest, 2015	64 Isaia, Sale (G) . . . . .	UCLA, 1996-98
73 Goad, Tim (DT) . . . . .	North Carolina, 1996	87 Ismail, Qadry (WR) . . . . .	Syracuse, 1999-2001
62 Goeas, Leo (OL) . . . . .	Hawaii, 1997	35 Ivy, Corey (CB) . . . . .	Oklahoma, 2006-09



# ALL-TIME ROSTER

29	Jackson, Asa (CB/RS)	Cal Poly, 2012-16	5	Lloyd, Rhys (K)	Minnesota, 2007
50	Jackson, Brad (LB)	Cincinnati, 1998-2001	50	Lopez, Nicholas (LB)	Texas Southern, 1997
81	Jackson, Michael (WR)	Southern Miss., 1996-98	59	Louis, Lamar (LB)	LSU, 2016
39	Jacobs, Tramain (CB)	Texas A&M, 2014	35	Love, Clarence (DB)	Toledo, 1999-2000
54	James, Robert (LB)	Arizona State, 2013	6	Lucas, Ray (QB)	Rutgers, 2003
25	Jenkins, DeRon (DB)	Tennessee, 1996-99	39	Luchey, Nick (FB)	Miami (FL), 2006
38	Jean-Baptiste, Stanley (CB)	Nebraska, 2017	49	Luckett, Cavellis (LB)	Middle Tennessee State, 2016
23	Jefferson, Tony (S)	Oklahoma, 2017	95	Lyle, Rick (DL)	Missouri, 1996
6	Jenkins, J.R. (K)	Marshall, 2002	29	Lyons, Lamar (DB)	Washington, 1997
66	Jensen, Ryan (G/C)	Colorado State-Pueblo, 2013-17	18	Maclin, Jeremy (WR)	Missouri, 2017
99	Jernigan, Timmy (DT)	Florida State, 2014-16	59	Maese, Joe (LS)	New Mexico, 2001-04
39	Johnson, Chris (CB)	Louisville, 2012	30	Magee, Terrence (RB)	Louisiana State, 2015
55	Johnson, J.R. (LB)	Syracuse, 2002	15	Mallett, Ryan (QB)	Arkansas, 2015-17
95	Johnson, Jarret (LB/DE)	Alabama, 2003-11	29	Martin, Derrick (CB)	Wyoming, 2006-08
62	Johnson, Kaleb (G)	Rutgers, 2015	85	Mason, Derrick (WR)	Michigan State, 2005-10
85	Johnson, Kevin (WR)	Syracuse, 2004	13	Matthews, Chris (WR)	Kentucky, 2015-17
83	Johnson, Patrick (WR)	Oregon, 1998-2001, 2004-05	72	Matthewson, Bryan (DL/OL)	Iowa, 2008-11
83	Johnson, Ron (WR)	Minnesota, 2002-03	17	Maxwell, Marcus (WR)	Oregon, 2008
58	Johnson, Steven (LB)	Kansas, 2017	88	Mayle, Vince (WR/TE)	Washington State, 2016-17
50	Johnson, Tim (LB)	Youngstown State, 2001, 06	58	McAdoo, Michael (OLB)	North Carolina, 2011-12
97	Jones, Arthur (DE)	Syracuse, 2010-13	21	McAlister, Chris (CB)	Arizona, 1999-2008
56	Jones, Edgar (LB/TE)	SE Missouri State, 2007-11	98	McBean, Ryan (DT)	Oklahoma State, 2012
12	Jones, Jacoby (WR/RS)	Lane College, 2012-14	37	McCann, Bryan (CB)	Southern Methodist, 2010-11
97	Jones, James (DL)	Northern Iowa, 1996-98	53	McClain, Jameel (LB)	Syracuse, 2008-13
88	Jones, John (TE)	Indiana (PA), 2000-03	33	McClain, Le'Ron (FB)	Alabama, 2007-10
31	Jones, Rondell (S)	North Carolina, 1997	50	McClellan, Albert (LB)	Marshall, 2011-17
82	Jones, Terry (TE)	Alabama, 2002-05	54	McCloud, Tyrus (LB)	Louisville, 1997-98
66	Jones, Tony (T)	Western Carolina, 1996	33	McRae, Tony (CB)	North Carolina A&T, 2017
78	Joseph, Dieugot (T)	Florida International, 2017	99	McCrary, Michael (DE)	Wake Forest, 1997-2002
99	Judon, Matthew (OLB)	Grand Valley State, 2016-17	58	McCune, Robert (LB)	Louisville, 2007-08
44	Juszczak, Kyle (FB)	Harvard, 2013-16	47	McDermott, Kevin (LS)	UCLA, 2014
70	Katula, Matt (LS)	Wisconsin, 2005-09	23	McGahee, Willis (RB)	Miami (FL), 2007-10
92	Kaufusi, Bronson (DE)	BYU, 2016-17	31	McKie, Jason (FB)	Temple, 2010
96	Kemoatu, Ma'ake (DT)	Utah, 2002-05, 2012	98	McKinney, Brandon (DT)	Michigan State, 2008-11
12	Kight, Danny (K)	Augusta State, 2001	78	McKinnie, Bryant (T)	Miami (FL), 2011-13
88	Kinchen, Brian (TE)	Louisiana State, 1996-98	9	McNair, Steve (QB)	Alcorn State, 2006-07
94	Kindle, Sergio (OLB)	Texas, 2010-12	90	McPhee, Pernell (OLB)	Mississippi State, 2011-14
34	Knight, Tom (CB)	Iowa, 2002-03	56	Means, Steven (DE)	Buffalo, 2014
4	Koch, Sam (P)	Nebraska, 2006-17	13	Mellette, Aaron (WR)	Elon, 2013
60	Kooistra, Scott (G/T)	North Carolina State, 2010	38	Melvin, Rashaan (CB)	Northern Illinois, 2014-15
57	Kopp, Jeff (LB)	USC, 1998-99	21	Metcalf, Eric (RB)	Texas, 1996-98
74	Kracalik, Mike (T)	San Diego State, 2006-08	36	Miles, Jeromy (S)	Massachusetts, 2013-14
99	Kruger, Paul (OLB/DE)	Utah, 2009-12	30	Miller, Prince (CB)	Georgia, 2010
60	Kublanow, Brandon (C)	Georgia, 2017	97	Missouri, Dwayne (DE)	Northwestern, 2001
47	Kuhn, Scott (TE)	Louisville, 2008	42	Mitchell, Anthony (DB)	Tuskegee, 1999-2002
37	Lake, Carnell (S)	UCLA, 2001	60	Mitchell, Jeff (C)	Florida, 1997-2000
26	Landry, Dawan (S)	Georgia Tech, 2006-10	19	Mitchell, Scott (QB)	Utah, 1999
38	Langford, Jeremy (RB)	Michigan State, 2017	79	Moll, Tony (G/T)	Nevada, 2009-10
38	Langham, Antonio (DB)	Alabama, 1996-97	60	Monroe, Eugene (T)	Virginia, 2013-15
32	Lawrence, Matt (RB)	Massachusetts, 2009-11	9	Montgomery, Greg (P)	Michigan State, 1996-97
44	Leach, Vonta (FB)	East Carolina, 2011-13	10	Moore, Chris (WR)	Cincinnati, 2016-17
82	LeBel, Harper (TE)	Colorado State, 1998	84	Moore, Clarence (WR)	Northern Arizona, 2004-06
36	Leonhard, Jim (S)	Wisconsin, 2008	27	Moore, Stevon (S)	Mississippi, 1996-99
41	Levine Sr., Anthony (DB/LB)	Tennessee State, 2012-17	16	Morgan, Joe (WR)	Walsh, 2015
79	LeVoir, Mark (OL)	Notre Dame, 2011	33	Morris, Byron "Bam" (RB)	Texas Tech, 1996-97
72	Lewis, Alex (G/T)	Nebraska, 2016-17	33	Morrow, Harold (FB)	Auburn, 2003-04
31	Lewis, Jamal (RB)	Tennessee, 2000-06	57	Mosley, C.J. (LB)	Alabama, 2014-17
84	Lewis, Jermaine (WR)	Maryland, 1996-2001	43	Mostert, Raheem (RB/RS)	Purdue, 2015
23	Lewis, Kendrick (S)	Mississippi, 2015-16	27	Mouton, Cash (CB)	Louisiana-Monroe, 2005
52	Lewis, Ray (LB)	Miami (FL), 1996-2012	34	Mughelli, Ovie (FB)	Wake Forest, 2003-06
31	Lewis-Harris, Chris (CB)	Chattanooga, 2016	64	Mulitalo, Edwin (G)	Arizona, 1999-2006
95	Lewis-Moore, Kapron (DE)	Notre Dame, 2013-15	16	Murphy, Nick (P)	Arizona State, 2004
61	Lindsay, Everett (OL)	Mississippi, 1999	43	Nakamura, Haruki (S)	Cincinnati, 2008-11

# ALL-TIME ROSTER

11	Nash, Marcus (WR)	Tennessee, 1999-2000	81	Reynolds, Keenan (WR/RS)	Navy, 2016
42	Neal, Lorenzo (FB)	Fresno State, 2008	79	Reynolds, Micajah (DT)	Michigan State, 2015
63	Ndukwe, Ikechuku (G)	Northwestern, 2006-07	32	Rhett, Errict (RB)	Florida, 1998-99
6	Nedney, Joe (K)	San Jose State, 1999	39	Ricard, Alan (FB)	NE Louisiana, 2000-05
56	Nelson, Jim (LB)	Penn State, 2005	42	Ricard, Patrick (FB/DL)	Maine, 2017
67	Nembot, Stephane (T)	Colorado, 2016-17	27	Rice, Ray (RB)	Rutgers, 2008-14
67	Neujahr, Quentin (C)	Kansas State, 1996-97	5	Richardson, Kyle (P)	Arkansas State, 1998-2001
92	Ngata, Haloti (DT)	Oregon, 2006-14	14	Richardson, Wally (QB)	Penn State, 1997-98
82	Nordin, Jake (TE)	Northern Illinois, 2007	9	Richey, Wade (K)	Louisiana State, 2003-04
42	Norton, Zach (CB)	Cincinnati, 2004-05	69	Rimpf, Brian (G)	East Carolina, 2004-06
95	Nugent, Dave (DE)	Purdue, 2002	30	Robertson, Rob (FB)	Northwestern State (LA), 1998
89	Ofodile, A.J. (TE)	Missouri, 1996-99	61	Robinson, Kareem (DE)	Tenn.-Chattanooga, 1998
87	Ogden, Jeff (WR)	Eastern Washington, 2002	87	Robinson, Marcus (WR)	South Carolina, 2003
75	Ogden, Jonathan (T)	UCLA, 1996-2007	69	Rodgers, Stefan (G/T)	Lambuth, 2010
25	Oglesby, Evan (CB)	North Alabama, 2005-06, 2008	83	Roe, James (WR)	Norfolk State, 1996-98
74	Oher, Michael (T)	Mississippi, 2009-13	38	Rolle, Jumal (CB)	Catawba, 2015-16
56	Olsavsky, Jerry (LB)	Pittsburgh, 1998	22	Rolle, Samari (CB)	Florida State, 2005-09
48	Onwuasor, Patrick (LB)	Portland State, 2016-17	38	Ross, Aaron (CB)	Texas, 2014
54	Orr, Zachary (LB)	North Texas, 2014-16	40	Ross, Cory (RB)	Nebraska, 2006-07
72	Osemele, Kelechi (G/T)	Iowa State, 2012-15	10	Ross, Jeremy (WR)	California, 2015
6	Otis, Scott (QB)	Glennville St. (WV), 1996	95	Salave'a, Joe (DT)	Arizona, 2003
72	Parker, J'Vonne (DT)	Rutgers, 2007	36	Sams, B.J. (DB/RS)	McNeese State, 2004-07
91	Parker, Riddick (DE)	North Carolina, 2002-03	67	Sanders, Daniel (G/C)	Colorado, 2010
34	Parmele, Jalen (RB)	Toledo, 2008-10	37	Sanders, Deion (CB)	Florida State, 2004-05
30	Paschal, Marcus (S)	Iowa, 2009	81	Sanders, Frank (WR)	Auburn, 2003
79	Pashos, Tony (T)	Illinois, 2003-06	42	Sapp, Gerome (S)	Notre Dame, 2003, 2006-07
59	Payne, Rod (C)	Michigan, 2000	80	Savoy, Phil (WR)	Colorado, 1998
11	Perriman, Breshad (WR)	Central Florida, 2015-17	48	Scales, Patrick (LS)	Utah State, 2014
25	Perryman, Raymond (S)	Northern Arizona, 2002	8	Schaub, Matt (QB)	Virginia, 2015
53	Peters, Tyrell (LB)	Oklahoma, 1997-99	57	Scott, Bart (LB)	Southern Illinois, 2002-08
24	Phillips, Anwar (CB)	Penn State, 2008	34	Scott, Bernard (RB)	Abilene Christian, 2013
58	Phillips, Jason (LB)	TCU, 2009-11	72	Searcy, Leon (T)	Miami (FL), 2001
81	Pierce, Aaron (TE)	Washington, 1999	93	Sears, Corey (DL)	Mississippi State, 1996
30	Pierce, Bernard (RB)	Temple, 2012-14	76	Shakir, Maurquice (G)	Middle Tennessee State, 2017
97	Pierce, Michael (DT)	Samford, 2016-17	82	Sharpe, Shannon (TE)	Savannah State, 2000-01
88	Pitta, Dennis (TE)	BYU, 2010-16	55	Sharper, Jamie (LB)	Virginia, 1997-2001
24	Pittman, David (CB)	Northwestern State, 2006-07	68	Shiple, A.Q. (G/C)	Penn State, 2013
98	Pleasant, Anthony (DE)	Tennessee State, 1996	87	Singleton, Nate (WR)	Grambling State, 1997
43	Poindexter, Anthony (S)	Virginia, 1999-2000	65	Siragusa, Nico (G)	San Diego State, 2017
31	Pollard, Bernard (S)	Purdue, 2011-12	98	Siragusa, Tony (DT)	Pittsburgh, 1997-2001
50	Polley, Tommy (LB)	Florida State, 2005	94	Simon, John (OLB)	Ohio State, 2013
24	Porter, Alvin (DB)	Oklahoma State, 2001-02	68	Skura, Matt (G/C)	Duke, 2017
42	Potts, Roosevelt (FB)	NE Louisiana, 1998	69	Slaughter, Chad (T)	Alcorn State, 2008
76	Powell, Carl (DE)	Louisville, 2000	53	Slaughter, T.J. (LB)	So. Mississippi, 2003-04
59	Powell, Craig (LB)	Ohio State, 1996	51	Smith, Daryl (LB)	Georgia Tech, 2013-15
26	Powers, Jerraud (CB)	Auburn, 2016	96	Smith, Fernando (DE)	Jackson State, 1999
27	Price, Sheldon (CB)	UCLA, 2015-17	22	Smith, Jimmy (CB)	Colorado, 2011-17
27	Prude, Ronnie (CB)	Louisiana State, 2006-07	73	Smith, Lawrence (T)	Tennessee State, 2002
90	Pryce, Trevor (DE)	Clemson, 2006-10	82	Smith, L.J. (TE)	Rutgers, 2009
80	Purnell, Lovett (TE)	West Virginia, 1999	11	Smith, Marcus (WR)	New Mexico, 2008-10
61	Rabach, Casey (C/G)	Wisconsin, 2001-04	51	Smith, Mike (LB)	Texas Tech, 2005-07
67	Rackley, Will (G)	Lehigh, 2014	32	Smith, Musa (RB)	Georgia, 2003-07
31	Rainey, Bobby (RB)	Western Kentucky, 2012, 2017	82	Smith, Torrey (WR)	Maryland, 2011-14
93	Redding, Cory (DE)	Texas, 2010-11	88	Smith, Trent (TE)	Oklahoma, 2003-04
7	Redman, Chris (QB)	Louisville, 2000-03	10	Smith, Troy (QB)	Ohio State, 2007-09
33	Redmon, Tellis (RB)	Minnesota, 2002	90	Smith, Za'Darius (OLB)	Kentucky, 2015-17
16	Reed, David (WR/RS)	Utah, 2010-12	89	Smith Sr., Steve (WR)	Utah, 2014-16
20	Reed, Ed (S)	Miami (FL), 2002-12	43	Solwold, Mike (LS)	Wisconsin, 2003-04
76	Reid, Jah (G/T)	Central Florida, 2011-14	96	Spears, Marcus (DE)	Louisiana State, 2013
85	Reisner, Allen (TE)	Iowa, 2015	18	Stallworth, Donte' (WR)	Tennessee, 2010
77	Reitz, Joe (T)	Western Michigan, 2008	79	Stanley, Ronnie (T)	Notre Dame, 2016-17
7	Renner, Bryn (QB)	North Carolina, 2015	14	St. Pierre, Brian (QB)	Boston College, 2005
86	Reuland, Konrad (TE)	Stanford, 2014-15	11	Stark, Jon (QB)	Trinity International, 1996

# ALL-TIME ROSTER

22	Starks, Duane (CB)	Miami, 1998-2001	82	Watson, Benjamin (TE)	Georgia, 2016-17
41	Staten, Ralph (S)	Alabama, 1997-98	98	Weaver, Anthony (DE)	Notre Dame, 2002-05
24	Stewart, Darian (S)	South Carolina, 2014	21	Webb, Lardarius (DB)	Nicholls State, 2009-17
10	Stewart, Kordell (QB)	Colorado, 2004-05	79	Webster, Larry (DL)	Maryland, 1996-2001
56	Stills, Gary (LB)	West Virginia, 2006-07	32	Weddle, Eric (S)	Utah, 2016-17
80	Stokley, Brandon (WR)	SW Louisiana, 1999-2002, 2013	77	Wesley, De'Ondre (G/T)	BYU, 2015-16
39	Stone, Daren (S)	Maine, 2008	28	West, Terrance (RB)	Towson, 2015-17
3	Stover, Matt (PK)	Louisiana Tech, 1996-2008	14	Whalen, Griff (WR)	Stanford, 2017
11	Streeter, Tommy (WR)	Miami (FL), 2012	12	Wheelwright, Ernie (WR)	Minnesota, 2008
55	Suggs, Terrell (OLB)	Arizona State, 2003-17	30	White, Jamel (RB)	South Dakota, 2004-05
84	Supernaw, Phillip (TE)	Ouachita Baptist, 2014	6	White, Tim (WR)	Arizona State, 2017
54	Sutter, Ed (LB)	Northwestern, 1996	40	Whitehead, Jermaine (DB)	Auburn, 2015
70	Swayne, Harry (T)	Rutgers, 1999-2000	83	Wilcox, Daniel (TE)	Appalachian State, 2004-08
88	Sypniewski, Quinn (TE)	Colorado, 2006-09	54	Wilkinson, Calvin (LB)	Temple, 2000
63	Szalay, Thatcher (C)	Montana, 2005	63	Williams, Bobbie (G)	Arkansas, 2012
98	Talavou, Kelly (DT)	Utah, 2008-10	98	Williams, Brandon (DT)	Missouri Southern State, 2013-17
34	Taliaferro, Lorenzo (RB)	Coastal Carolina, 2014-16	80	Williams, Calvin (WR)	Purdue, 1996
22	Tate, Robert (CB)	Cincinnati, 2002	29	Williams, Cary (CB)	Washburn, 2009-12
29	Taylor, Chester (RB)	Toledo, 2002-05	49	Williams, Chad (S)	Southern Mississippi, 2002-05
92	Taylor, Leland (DL)	Louisville, 1997	47	Williams, Chavis (OLB)	Alabama, 2011
54	Taylor, Shannon (LB)	Virginia, 2001-02	87	Williams, Demetrius (WR)	Oregon, 2006-09
89	Taylor, Travis (WR)	Florida, 2000-04	76	Williams, Erik (OL)	Central State (OH), 2001
2	Taylor, Tyrod (QB)	Virginia Tech, 2011-14	57	Williams, Jerroll (LB)	Purdue, 1996
78	Terry, Adam (T)	Syracuse, 2005-09	36	Williams, John (CB)	Southern, 1997-98
12	Testaverde, Vinny (QB)	Miami (FL), 1996-97	15	Williams, LaQuan (WR)	Maryland, 2011-12
96	Thomas, Adalius (DE/LB)	So. Mississippi, 2000-06	87	Williams, Maxx (TE)	Minnesota, 2015-17
72	Thomas, Benard (DE)	Nebraska, 2005	23	Williams, Moe (RB)	Kentucky, 2001
65	Thomas, Jason (G)	Hampton, 2001-03	34	Williams, Ricky (RB)	Texas, 2011
37	Thompson, Bennie (DB)	Grambling, 1996-99	72	Williams, Sammy (OL)	Oklahoma, 1998-2001
33	Thompson, Christian (S)	South Carolina State, 2012-13	56	Williams, Tim (OLB)	Alabama, 2017
83	Thompson, Deonte (WR/RS)	Florida, 2012-14	63	Williams, Wally (OL)	Florida A&M, 1996-98
16	Thompson, Germany (WR)	New Mexico, 2000	17	Willis, Matt (WR)	UCLA, 2007
92	Thompson, Zach (OLB)	Wake Forest, 2015	37	Wilson, Josh (CB)	Maryland, 2010
43	Toussaint, Fitzgerald (RB)	Michigan, 2014	47	Wilson, Julian (S)	Oklahoma, 2015
38	Trapp, James (DB)	Clemson, 1999-2002	87	Wilson, Kris (TE)	Pittsburgh, 2011
28	Trawick, Brynden (S)	Troy, 2013-15	28	Winborne, Jamaine (DB)	Virginia, 2005-07
9	Tucker, Justin (K)	Texas, 2012-17	59	Woodfin, Zac (LB)	Ala.-Birmingham, 2005
29	Turner, Eric (DB)	UCLA, 1996	39	Woodhead, Danny (RB)	Chadron State, 2017
87	Turner, Floyd (WR)	Northwestern State (LA), 1996-98	26	Woodson, Rod (CB/S)	Purdue, 1998-2001
17	Tyree, David (WR)	Syracuse, 2009	93	Wormley, Chris (DE)	Michigan, 2017
93	Tyson, DeAngelo (DE)	Georgia, 2012-14	81	Worthy, Cam (WR)	East Carolina, 2015
91	Upshaw, Courtney (OLB)	Alabama, 2012-15	2	Wright, Anthony (QB)	South Carolina, 2002-05
96	Urban, Brent (DE)	Virginia, 2014-17	24	Wright, Shareece (CB)	Southern California, 2015-16
64	Urschel, John (G/C)	Penn State, 2014-16	85	Wynn, Milton (WR)	Washington State, 2002
40	Vaughn, Cassius (CB)	Mississippi, 2015	73	Yanda, Marshal (G/T)	Iowa, 2007-17
77	Vickers, Kipp (OL)	Miami, 2000-01	80	Yarborough, Ryan (WR)	Wyoming, 1997-98
80	Vickers, Lee (TE)	North Alabama, 2007	25	Young, Tavon (CB)	Temple, 2016-17
68	Vincent, Keydrick (G)	Mississippi, 2005-06	15	Zastudil, Dave (P)	Ohio, 2002-05
44	Vinson, Tony (RB)	Towson, 1997-99	28	Zbikowski, Tom (S)	Notre Dame, 2008-11
33	Waddell, Reggie (DB)	W. Illinois, 2001	10	Zeier, Eric (QB)	Georgia, 1996-98
71	Wagner, Rick (T)	Wisconsin, 2013-16	70	Zielinski, Matt (DT)	Duke, 2004
88	Wainwright, Frank (TE)	N. Colorado, 1999-2000	63	Zitelli, Emmett (C)	Purdue, 1999
79	Walker, Casey (DT)	Oklahoma, 2014	53	Zuttah, Jeremy (C)	Rutgers, 2014-16
41	Walker, Frank (CB)	Tuskegee, 2008-09			
25	Walker, Tray (CB)	Texas Southern, 2015			
17	Wallace, Mike (WR)	Mississippi, 2016-17			
84	Waller, Darren (WR/TE)	Georgia Tech, 2015-16			
38	Walls, Raymond (CB)	Southern Mississippi, 2003-04			
46	Ward, B.J. (S)	Florida State, 2005			
95	Ward, Chris (DL)	Kentucky, 1997			
85	Ward, Dedric (WR/RS)	Northern Iowa, 2003			
31	Washington, Fabian (CB)	Nebraska, 2008-10			
93	Washington, Keith (DE)	UNLV, 1997-2000			
15	Washington, Kelley (WR)	Tennessee, 2009			

**Note:** The all-time alphabetical roster lists the last-known in-season jersey number worn by a player. The roster includes every year a player was on the team, whether active, IR or PUP list. Additionally, if a player was on the Ravens' 53-man roster at any time, he appears. (However, the roster does not include players who solely spent time on the practice squad or in training camp.)

The all-time numerical roster on the following pages lists all of the jersey numbers worn by a Raven. An example would be NT Kelly Gregg, who wore both 73 and 97 jerseys.



# ALL-TIME ROSTER BY JERSEY NO.

1	Cunningham, Randall	QB	Matthews, Chris	WR	Hunter, Dameon	RB			
2	Bouman, Todd	QB	Mellette, Aaron	WR	Hunter, Earnest	RB			
	Clausen, Jimmy	QB	14	Anderson, Derek	QB	Lewis, Kendrick	S		
	Taylor, Tyrod	QB		Brown, Marlon	WR	McGahee, Willis	RB		
	Wright, Anthony	QB		Harper, Justin	WR	Williams, Moe	RB		
3	Stover, Matt	K		Hester Sr., Devin	WR/RS	Winborne, Jamaine	DB		
4	Harbaugh, Jim	QB		Richardson, Wally	QB	24	Arrington, Kyle	CB	
	Koch, Sam	P		St. Pierre, Brian	QB		Brady, Donny	DB	
5	Flacco, Joe	QB		Stokley, Brandon	WR		Carr, Brandon	CB	
	Lloyd, Rhys	K		Whalen, Griff	WR		Carter, Dale	CB	
	Richardson, Kyle	P	15	Armour, Justin	WR		Foxworth, Domonique	CB	
6	Hauschka, Steve	K		Campanaro, Michael	WR		Graham, Corey	CB	
	Jenkins, J.R.	K		Copper, Terrance	WR		Phillips, Anwar	CB	
	Nedney, Joe	K		Horsey, Albert	WR		Pittman, David	CB	
	Otis, Scott	QB		Mallett, Ryan	QB		Porter, Alvin	DB	
	White, Tim	WR		Washington, Kelley	WR		Stewart, Darian	S	
7	Boller, Kyle	QB		Williams, LaQuan	WR		Wright, Shareece	CB	
	Cundiff, Billy	K		Zastudil, Dave	P	25	Carr, Chris	CB/RS	
	Mallett, Ryan	QB	16	Adeboyejo, Quincy	WR		Cook, Emanuel	S	
	Redman, Chris	QB		Britton, Eddie	WR		Jackson, Asa	CB/RS	
	Renner, Bryn	QB		Clay, Kaelin	WR/RS		Jenkins, De'Ron	DB	
8	Boller, Kyle	QB		Figurs, Yamon	WR/RS		Love, Clarence	DB	
	Dilfer, Trent	QB		Mayle, Vince	WR		Oglesby, Evan	CB	
	Elling, Aaron	K		Moore, Clarence	WR		Walker, Tray	CB	
	Finnerty, Cullen	QB		Morgan, Joe	WR		Young, Tavon	CB	
	Schaub, Matt	QB		Reed, David	WR/RS		Zbikowski, Tom	S	
9	McNair, Steve	QB		Thompson, Germany	WR	26	Canady, Maurice	CB	
	Montgomery, Greg	P		Wynn, Milton	WR		Cook, Emanuel	S	
	Richey, Wade	K	17	Butler, Jeremy	WR		Elam, Matt	S	
	Tucker, Justin	K		Doss, Tandon	WR		Fuller, Corey	CB/S	
10	Bulger, Marc	QB		Maxwell, Marcus	WR		Holmes, Priest	RB	
	Case, Stoney	QB		Tyree, David	WR		Landry, Dawan	S	
	Moore, Chris	WR		Wallace, Mike	WR		Powers, Jeraud	CB	
	Ross, Jeremy	WR		Willis, Matt	WR		Woodson, Rod	CB/S	
	Smith, Troy	QB	18	Brown, Curtis	WR	27	Jackson, Asa	CB/RS	
	Stewart, Kordell	QB		Grbac, Elvis	QB		Moore, Stevon	S	
	Zeier, Eric	QB		Maclin, Jeremy	WR		Mouton, Cash	CB	
11	Aiken, Kamar	WR		Perriman, Breshad	WR		Price, Sheldon	CB	
	Blake, Jeff	QB		Stallworth, Donte'	WR		Prude, Ronnie	CB	
	Darling, Devard	WR	19	Mitchell, Scott	QB		Rice, Ray	RB	
	Johnson, Patrick	WR		20	Herring, Kim	S		Sapp, Gerome	S
	Nash, Marcus	WR		Reed, Ed	S		West, Terrance	RB	
	Perriman, Breshad	WR	21	Byner, Earnest	RB	28	Baxter, Gary	DB	
	Smith, Marcus	WR		McAlister, Chris	CB		Berry, Damien	RB	
	Smith, Troy	QB		Metcalf, Eric	RB		McAlister, Chris	CB	
	Stark, Jon	QB		Webb, Lardarius	CB		Trawick, Brynden	S	
	Stokley, Brandon	WR		Williams, John	CB		West, Terrance	RB	
12	Abney, Derek	WR/RS	22	Brew, Dorian	DB		Winborne, Jamaine	DB	
	Banks, Tony	QB		Carter, Dale	DB		Zbikowski, Tom	S	
	Beck, John	QB		Hamlin, Ken	S	29	Allen, Terry	RB	
	Campanaro, Michael	WR		Knight, Tom	CB		Evans, Charles	FB	
	Graham, Shayne	K		Rolle, Samari	CB		Forsett, Justin	RB	
	Jones, Jacoby	WR/RS		Smith, Jimmy	CB		Huff, Michael	S	
	Kight, Danny	K		Starks, Duane	CB		Humphrey, Marlon	CB	
	St. Pierre, Brian	QB		Tate, Robert	CB		Jackson, Asa	CB	
	Testaverde, Vinny	QB	23	Baldwin, Randy	RB		Lyons, Lamar	DB	
	Waller, Darren	TE/WR		Brown, Chykie	CB		Martin, Derrick	CB	
	Wheelwright, Ernie	WR		Cason, Antoine	CB		Taylor, Chester	RB	
13	Davis, Billy	WR		Cotton, Kenyon	FB		Turner, Eric	DB	
	Givens, Chris	WR		Jefferson, Tony	S		Williams, Cary	CB	

# ALL-TIME ROSTER BY JERSEY NO.

30	Ayanbadejo, Obafemi . . . . .	FB	Gorrer, Danny . . . . .	CB	Ricard, Patrick . . . . .	FB/DL
	Daniel, Eugene . . . . .	CB	Leonhard, Jim . . . . .	S	Sapp, Gerome . . . . .	S
	Daniels, P.J. . . . .	RB	McCann, Bryan . . . . .	CB	43 Adams, Vashone . . . . .	S
	Dixon, Kenneth . . . . .	RB	Miles, Jeromy . . . . .	S	Hill, Jaylen . . . . .	CB
	Magee, Terrence . . . . .	RB	Sams, B.J. . . . .	DB/RS	Mostert, Raheem . . . . .	RB
	Miller, Prince . . . . .	CB	Williams, John . . . . .	CB	Nakamura, Haruki . . . . .	S
	Paschal, Marcus . . . . .	S	Young, Tavon . . . . .	CB	Poindexter, Anthony . . . . .	S
	Pierce, Bernard . . . . .	RB	37 Allen, Javorius . . . . .	RB	Solwold, Mike . . . . .	LS
	Robertson, Rob . . . . .	FB	Considine, Sean . . . . .	S	Toussaint, Fitzgerald . . . . .	RB
	White, Jamel . . . . .	RB	Fitzhugh, Keith . . . . .	S	44 Brookins, Jason . . . . .	RB
31	Brooks, Terrence . . . . .	S	Gorrer, Danny . . . . .	CB	Gaston, Willie . . . . .	CB
	Brown, Omar . . . . .	S	Lake, Carnell . . . . .	S	Juszczyk, Kyle . . . . .	FB
	Jones, Rondell . . . . .	S	McCann, Bryan . . . . .	CB/RS	Leach, Vonta . . . . .	FB
	Lewis, Jamal . . . . .	RB	McClain, Le'Ron . . . . .	FB	Vinson, Tony . . . . .	RB
	Lewis-Harris, Chris . . . . .	CB	Sanders, Deion . . . . .	CB	Wilcox, Daniel . . . . .	TE
	Pollard, Bernard . . . . .	S	Thompson, Bennie . . . . .	DB	45 Beyer, Brennen . . . . .	OLB
	Rainey, Bobby . . . . .	RB	Waddell, Reggie . . . . .	DB	Brightful, Lamont . . . . .	RS
	Washington, Fabian . . . . .	CB	Wilson, Josh . . . . .	CB	Harris, Corey . . . . .	S
32	Gash, Sam . . . . .	FB	38 Ali, Charles . . . . .	FB	46 Cox, Morgan . . . . .	LS
	Ihedigbo, James . . . . .	S	Anderson, Mike . . . . .	RB	Ward, B.J. . . . .	S
	Lawrence, Matt . . . . .	RB	Brown, Omar . . . . .	S	47 Brown, Ricky . . . . .	LB
	Price, Sheldon . . . . .	CB	Butler, Robb . . . . .	DB	Demps, Will . . . . .	S
	Rhett, Errict . . . . .	RB	Draughn, Shaun . . . . .	RB	Hunter, Javin . . . . .	WR/CB
	Smith, Musa . . . . .	RB	Franks, Dominique . . . . .	CB	Jones, John . . . . .	TE
	Weddle, Eric . . . . .	S	Jean-Baptiste, Stanley . . . . .	CB	Kuhn, Scott . . . . .	TE
33	Elam, Matt . . . . .	S	Langford, Jeremy . . . . .	RB	McDermott, Kevin . . . . .	LS
	Green, Justin . . . . .	FB	Langham, Antonio . . . . .	DB	Williams, Chavis . . . . .	OLB
	Hill III, Will . . . . .	S	McKie, Jason . . . . .	FB	Wilson, Julian . . . . .	S
	Hoard, Leroy . . . . .	RB	Melvin, Rashaan . . . . .	CB	48 Collins, Ryan . . . . .	TE
	Holmes, Priest . . . . .	RB	Parmeale, Jalen . . . . .	RB	Edison, Pedro . . . . .	TE
	Hughley, Delvin . . . . .	CB	Rolle, Jumal . . . . .	CB	Ford, Chase . . . . .	TE
	McClain, Le'Ron . . . . .	FB	Ross, Aaron . . . . .	CB	Gooden, Tavares . . . . .	LB
	McCrae, Tony . . . . .	CB	Trapp, James . . . . .	DB	Hartley, Frank . . . . .	TE
	Morris, Byron "Bam" . . . . .	RB	Walls, Raymond . . . . .	CB	Johnson, Tim . . . . .	LB
	Morrow, Harold . . . . .	FB	39 Canady, Maurice . . . . .	CB	Jones, Edgar . . . . .	LB/TE
	Thompson, Christian . . . . .	S	Davis, Will . . . . .	CB	McClain, Jameel . . . . .	LB
	Waddell, Reggie . . . . .	DB	Jacobs, Tramain . . . . .	CB	Onwuasor, Patrick . . . . .	LB
34	Collins, Alex . . . . .	RB	Johnson, Chris . . . . .	CB	Purnell, Lovett . . . . .	TE
	Graham, Jay . . . . .	RB	Luchey, Nick . . . . .	FB	Scales, Patrick . . . . .	LS
	Knight, Tom . . . . .	CB	Ricard, Alan . . . . .	FB	Williams, Chad . . . . .	S
	Mughelli, Ovie . . . . .	FB	Stone, Daren . . . . .	S	49 Bryant, D.J. . . . .	OLB
	Parmeale, Jalen . . . . .	RB	Woodhead, Danny . . . . .	RB	Lockett, Cavellis . . . . .	LB
	Rainey, Bobby . . . . .	RB	40 Cotton, Kenyon . . . . .	FB	50 Barnes, Antwan . . . . .	LB
	Ross, Cory . . . . .	RB	Daniel, Robertson . . . . .	CB	Goganious, Keith . . . . .	LB
	Scott, Bernard . . . . .	RB	Edison, Pedro . . . . .	TE	Jackson, Brad . . . . .	LB
	Taliaferro, Lorenzo . . . . .	RB	Gerard, K.J. . . . .	S	Johnson, Tim . . . . .	LB
	Williams, John . . . . .	CB	Juszczyk, Kyle . . . . .	FB	Lopez, Nicholas . . . . .	LB
	Williams, Ricky . . . . .	RB	Ross, Cory . . . . .	RB	McClellan, Albert . . . . .	LB
35	Allen, Anthony . . . . .	RB	Vaughn, Cassius . . . . .	CB	Polley, Tommy . . . . .	LB
	Arrington, Kyle . . . . .	CB	Whitehead, Jermaine . . . . .	CB	51 Ayanbadejo, Brendon . . . . .	LB
	Bailey, Robert . . . . .	DB	41 Levine Sr., Anthony . . . . .	DB/LB	Brown, Cornell . . . . .	LB
	Boykin, Brandon . . . . .	CB	Staten, Ralph . . . . .	S	Correa, Kamalei . . . . .	LB
	Gardner, Carwell . . . . .	FB	Walker, Frank . . . . .	CB	Croel, Mike . . . . .	LB
	Ivy, Corey . . . . .	CB	42 Brew, Dorian . . . . .	DB	Harris, Bernardo . . . . .	LB
	Love, Clarence . . . . .	DB	Greenwood, Chris . . . . .	CB	Smith, Daryl . . . . .	LB
	Waddell, Reggie . . . . .	DB	Huff, Marqueston . . . . .	S	Smith, Mike . . . . .	LB
	Wright, Shareece . . . . .	CB	Mitchell, Anthony . . . . .	DB	52 Lewis, Ray . . . . .	LB
36	Booth, Isaac . . . . .	DB	Neal, Lorenzo . . . . .	FB	53 Bradley, Bam . . . . .	LB
	Clark, Chuck . . . . .	S	Norton, Zach . . . . .	CB	Cody, Dan . . . . .	LB/DE
	Dowden, Corey . . . . .	DB	Potts, Roosevelt . . . . .	FB	Daniels, Dexter . . . . .	LB

# ALL-TIME ROSTER BY JERSEY NO.

	McClain, Jameel . . . . . LB	61	Bowanko, Luke . . . . . C/G		Donnal, Andrew . . . . . G/T
	Peters, Tyrell . . . . . LB		Elmore, John . . . . . OL		Harewood, Ramon . . . . . G/T
	Slaughter, T.J. . . . . LB		Everitt, Steve . . . . . C		Houser, Kevin . . . . . LS
	Zuttah, Jeremy . . . . . C		Gibson, Gary . . . . . DT		Katula, Matt . . . . . LS
54	Bowser, Tyus . . . . . OLB		Jones, Arthur . . . . . DT		Nugent, Dave . . . . . DT
	Burgess, Prescott . . . . . LB		Lindsay, Everett . . . . . OL		Swayne, Harry . . . . . T
	Green, Roderick . . . . . LB		Rabach, Casey . . . . . C/G		Zielinski, Matt . . . . . DT
	Hamilton, Adrian . . . . . OLB		Robinson, Kareem . . . . . DE	71	Eluemunor, Jermaine . . . . . G/T
	James, Robert . . . . . LB	62	Cody, Terrence . . . . . DT		Folau, Spencer . . . . . T
	Johnson, Tim . . . . . LB		Ducasse, Vladimir . . . . . G		Gaither, Jared . . . . . T
	McCloud, Tyrus . . . . . LB		Flynn, Mike . . . . . C		Wagner, Rick . . . . . T
	Orr, Zachary . . . . . LB		Goeas, Leo . . . . . OL	72	Cook, Damion . . . . . T
	Sutter, Ed . . . . . LB		Hale, David . . . . . G/T		Dafney, Bernard . . . . . OL
	Taylor, Shannon . . . . . LB		Johnson, Kaleb . . . . . G		Ellison, Atiyyah . . . . . DT
	Wilkinson, Calvin . . . . . LB		Cody, Terrence . . . . . DT		Lewis, Alex . . . . . G/T
55	Clark, Sedric . . . . . LB	63	Collins, Mike . . . . . G		Mattison, Bryan . . . . . DL/OL
	Johnson, J.R. . . . . LB		Ndukwe, Ikechuku . . . . . G		Osemele, Kelechi . . . . . G/T
	Sharper, Jamie . . . . . LB		Szalay, Thatcher . . . . . C		Parker, J'vonne . . . . . DT
	Suggs, Terrell . . . . . OLB		Williams, Bobbie . . . . . G		Searcy, Leon . . . . . T
56	Babin, Jason . . . . . OLB		Williams, Wally . . . . . OL		Thomas, Benard . . . . . DE
	Bynes, Josh . . . . . LB		Zitelli, Emmett . . . . . C		Williams, Sammy . . . . . OL
	Caldwell, Mike . . . . . LB	64	Cousins, Oniel . . . . . G/T	73	Goad, Tim . . . . . DT
	Carter, Chris . . . . . OLB		Isaia, Sale . . . . . G		Gregg, Kelly . . . . . DT
	Davis, Anthony . . . . . LB		Mulitalo, Edwin . . . . . G		Yanda, Marshal . . . . . G/T
	Gooden, Tavares . . . . . LB		Urschel, John . . . . . G/C	74	Atkins, James . . . . . OL
	Haley, Dennis . . . . . LB	65	Cavil, Ben . . . . . OL		Bobo, Orlando . . . . . OL
	Hartwell, Edgerton . . . . . LB		Caylor, Drew . . . . . OL		Hurst, James . . . . . T
	Jones, Edgar . . . . . OLB		Chester, Chris . . . . . C/G		Kracalik, Mike . . . . . T
	Means, Steven . . . . . DE		Gurode, Andre . . . . . G/C		Oher, Michael . . . . . T
	Nelson, Jim . . . . . LB		Siragusa, Nico . . . . . G		Webster, Larry . . . . . DT
	Olsavsky, Jerry . . . . . LB		Thomas, Jason . . . . . G		Williams, Larry . . . . . DT
	Stills, Gary . . . . . LB	66	Anderson, Bennie . . . . . OL	75	Ogden, Jonathan . . . . . T
	Williams, Tim . . . . . OLB		Bolling, Nate . . . . . DT	76	Bernstein, Alex . . . . . OL
57	Brigance, O.J. . . . . LB		Gradkowski, Gino . . . . . C		Gordon, Amon . . . . . DT
	Kopp, Jeff . . . . . LB		Grubbs, Ben . . . . . G		Hale, David . . . . . G/T
	Mosley, C.J. . . . . LB		Hellestrae, Dale . . . . . LS		Johnson, Jarret . . . . . OLB
	Scott, Bart . . . . . LB		Hudson, John . . . . . LS		Powell, Carl . . . . . DE
	Williams, Jerroll . . . . . LB		Jensen, Ryan . . . . . G/C		Reid, Jah . . . . . G/T
58	Boulware, Peter . . . . . OLB		Jones, Tony . . . . . T		Robinson, Kareem . . . . . DE
	Dumervil, Elvis . . . . . OLB	67	Boren, Justin . . . . . G/C		Shakir, Maurquice . . . . . G
	Freeny, Jonathan . . . . . LB		Guy, Lawrence . . . . . DE		Williams, Erik . . . . . OL
	Haley, Dennis . . . . . LB		Hernandez, Adam . . . . . OL	77	Birk, Matt . . . . . C
	Johnson, Steven . . . . . LB		Lewis-Moore, Kapron . . . . . DE		Brooks, Ethan . . . . . T
	McAdoo, Michael . . . . . OLB		Nembot, Stephane . . . . . T		Brown, Orlando . . . . . T
	McCune, Robert . . . . . LB		Neujahr, Quentin . . . . . C		Howard, Austin . . . . . T
	Phillips, Jason . . . . . LB		Rackley, Will . . . . . G		Jensen, Ryan . . . . . OL
59	Brown, Arthur . . . . . LB		Sanders, Daniel . . . . . G/C		Reitz, Joe . . . . . T
	Ellerbe, Dannell . . . . . LB	68	Bilukidi, Christo . . . . . DT		Vickers, Kipp . . . . . OL
	Greisen, Nick . . . . . LB		McKinney, Brandon . . . . . DT		Wesley, De'Ondre . . . . . G/T
	Louis, Lamar . . . . . LB		Shiple, A.Q. . . . . G/C	78	Brown, Orlando . . . . . T
	Maese, Joe . . . . . LS		Skura, Matt . . . . . G/C		Fitzpatrick, Larry . . . . . DT
	Payne, Rod . . . . . C		Vincent, Keydrick . . . . . G		Footman, Dan . . . . . DL
	Powell, Craig . . . . . LB	69	Blackshear, Jeff . . . . . G		McKinnie, Bryant . . . . . T
	Woodfin, Zac . . . . . LB		Franklin, Aubrayo . . . . . DT		Pierce, Michael . . . . . DT
60	Brown, Jason . . . . . G/C		Henry, Willie . . . . . DT		Terry, Adam . . . . . T
	DeVries, Jed . . . . . OL		Rimpf, Brian . . . . . G		Williams, Sammy . . . . . OL
	Kooistra, Scott . . . . . OL		Rodgers, Stefan . . . . . T	79	Anderson, Willie . . . . . T
	Kublanow, Brandon . . . . . C		Slaughter, Chad . . . . . T		LeVoir, Mark . . . . . G/T
	Mitchell, Jeff . . . . . C		Arvie, Herman . . . . . OL		Moll, Tony . . . . . G/T
	Monroe, Eugene . . . . . T	70	Bergstrom, Tony . . . . . G/T		Pashos, Tony . . . . . T



# ALL-TIME ROSTER BY JERSEY NO.

	Reynolds, Micajah . . . . . DT	Purnell, Lovett . . . . . TE	Judon, Matthew . . . . . OLB
	Stanley, Ronnie . . . . . T	Savoy, Phil . . . . . WR	McKinney, Brandon . . . . . DT
	Walker, Casey . . . . . DT	Supernaw, Phillip . . . . . TE	Parker, Riddick . . . . . DE
	Webster, Larry . . . . . DL	Waller, Darren . . . . . WR/TE	Upshaw, Courtney . . . . . OLB
80	Bannister, Alex . . . . . WR	Williams, Calvin . . . . . WR	92 Chase, Martin . . . . . DT
	Bishop, Harold . . . . . TE	Wynn, Milton . . . . . WR	Kaufusi, Bronson . . . . . DE
	Curtis, Tony . . . . . TE	Yarborough, Ryan . . . . . WR	Lyle, Rick . . . . . DL
	Dickson, Ed . . . . . TE	85 Burrough, Jonathan . . . . . TE	Ngata, Haloti . . . . . DT
	Drew, Davon . . . . . TE	DeLong, Greg . . . . . HB	Taylor, Leland . . . . . DL
	Gillmore, Crockett . . . . . TE	Ethridge, Ray . . . . . WR	Thompson, Zach . . . . . OLB
	Hymes, Randy . . . . . WR	Gordon, Richard . . . . . TE	93 Edwards, Dwan . . . . . DE
	Purnell, Lovett . . . . . TE	Green, Eric . . . . . TE	Guy, Lawrence . . . . . DE
	Sanders, Frank . . . . . WR	Johnson, Kevin . . . . . WR	Redding, Cory . . . . . DE
	Savoy, Phil . . . . . WR	Johnson, Patrick . . . . . WR	Sears, Corey . . . . . DL
	Stokley, Brandon . . . . . WR	Jones, John . . . . . TE	Tyson, DeAngelo . . . . . DE
	Vickers, Lee . . . . . TE	Mason, Derrick . . . . . WR	Washington, Keith . . . . . DE
	Williams, Calvin . . . . . WR	Reisner, Allen . . . . . TE	Wormley, Chris . . . . . DE
	Yarborough, Ryan . . . . . WR	86 Bajema, Billy . . . . . TE	94 Bannan, Justin . . . . . DT
81	Boldin, Anquan . . . . . WR	Boyle, Nick . . . . . TE	Davis, Carl . . . . . DT
	Clay, Kaelin . . . . . WR	Davis, Billy . . . . . WR	Douglas, Marques . . . . . DL
	Coates, Ben . . . . . TE	DeLong, Greg . . . . . HB	Frederick, Mike . . . . . DL
	Daniels, Owen . . . . . TE	Ethridge, Ray . . . . . WR	Kindle, Sergio . . . . . OLB
	Darling, Devard . . . . . WR	Green, Eric . . . . . TE	Simon, John . . . . . OLB
	Escobar, Gavin . . . . . TE	Heap, Todd . . . . . TE	Zielinski, Matt . . . . . DT
	Hambrick, Kenyon . . . . . WR	Reuland, Konrad . . . . . TE	95 Adams, Sam . . . . . DT
	Hymes, Randy . . . . . WR	87 Clark, Dallas . . . . . TE	Frase, Paul . . . . . DE
	Jackson, Michael . . . . . WR	Dinkins, Darnell . . . . . TE	Green, Howard . . . . . DT
	Moore, Clarence . . . . . WR	Ismail, Qadry . . . . . WR	Hall, Bryan . . . . . DT
	Pierce, Aaron . . . . . TE	Ogden, Jeff . . . . . WR	Hamilton, Adrian . . . . . OLB
	Reynolds, Keenan . . . . . WR/RS	Robinson, Marcus . . . . . WR	Johnson, Jarret . . . . . OLB
	Smith, Marcus . . . . . WR	Singleton, Nate . . . . . WR	Lewis-Moore, Kapron . . . . . DE
	Worthy, Cam . . . . . WR	Turner, Floyd . . . . . WR	Nugent, Dave . . . . . DE
82	Alexander, Derrick . . . . . WR	Williams, Demetrius . . . . . WR	Salave'a, Joe . . . . . DT
	Boyle, Nick . . . . . TE	Williams, Maxx . . . . . TE	Ward, Chris . . . . . DL
	Harper, Justin . . . . . WR	Wilson, Kris . . . . . TE	96 Divens, Lamar . . . . . DT
	Jones, Terry . . . . . TE	88 Armour, Justin . . . . . WR	Kemoeatu, Ma'ake . . . . . NT
	LeBel, Harper . . . . . TE	Jones, John . . . . . TE	Smith, Fernando . . . . . DE
	Nordin, Jake . . . . . TE	Kinchen, Brian . . . . . TE	Spears, Marcus . . . . . DE
	Sanders, Frank . . . . . WR	Mayle, Vince . . . . . TE/WR	Thomas, Adalius . . . . . DE/LB
	Sharpe, Shannon . . . . . TE	Pitta, Dennis . . . . . TE	Urban, Brent . . . . . DE
	Smith, L.J. . . . . TE	Smith, Trent . . . . . TE	97 Frase, Paul . . . . . DE
	Smith, Torrey . . . . . WR	Sypniewski, Quinn . . . . . TE	Gregg, Kelly . . . . . DT
	Wainwright, Frank . . . . . TE	Turner, Floyd . . . . . WR	Jernigan, Timmy . . . . . DT
	Watson, Benjamin . . . . . TE	Wainwright, Frank . . . . . TE	Jones, Arthur . . . . . DE
83	Brown, Daniel . . . . . WR/TE	89 Bishop, Harold . . . . . TE	Jones, James . . . . . DL
	Dickson, Ed . . . . . TE	Clayton, Mark . . . . . WR	Missouri, Dwayne . . . . . DE
	Drew, Davon . . . . . TE	Ofodile, A.J. . . . . TE	Pierce, Michael . . . . . DT
	Evans, Lee . . . . . WR	Smith Sr., Steve . . . . . WR	98 McBean, Ryan . . . . . DT
	Johnson, Patrick . . . . . WR	Taylor, Travis . . . . . WR	Pleasant, Anthony . . . . . DE
	Johnson, Ron . . . . . WR	Williams, Calvin . . . . . WR	Siragusa, Tony . . . . . DT
	Roe, James . . . . . WR	90 Brown, Cornell . . . . . LB	Talavou, Kelly . . . . . DT
	Thompson, Deonte . . . . . WR/RS	Burnett, Rob . . . . . DE	Weaver, Anthony . . . . . DE
	Wilcox, Daniel . . . . . TE	McPhee, Pernell . . . . . DE	Williams, Brandon . . . . . DT
84	Dickson, Ed . . . . . TE	Pryce, Trevor . . . . . DE	99 Canty, Chris . . . . . DE
	Houshmandzadeh, T.J. . . . . WR	Smith, Za'Darius . . . . . OLB	Jernigan, Timmy . . . . . DT
	Hunter, Javin . . . . . WR/CB	91 Dalton, Lionel . . . . . DT	Judon, Matthew . . . . . OLB
	Jones, Edgar . . . . . LB/TE	Douglas, Marques . . . . . DT	Kruger, Paul . . . . . OLB/DE
	Lewis, Jermaine . . . . . WR/KR	Fortune, Elliott . . . . . DL	McCrary, Michael . . . . . DE
	Matthews, Chris . . . . . WR	Franklin, Aubrayo . . . . . DT	
	Moore, Clarence . . . . . WR	Jones, Edgar . . . . . TE/LB	

# RAVENS ALL-TIME DRAFTS

## 1996

Rd.	Pk.	Pos.	Player	College
1a	4	G/T	Jonathan Ogden	UCLA
1b	26	LB	Ray Lewis	Miami
2b	55	CB	DeRon Jenkins	Tennessee
5b	153	WR	Jermaine Lewis	Maryland
6a	172	LB	Dexter Daniels	Florida
6b	186	WR	James Roe	Norfolk State
7b	238	QB	Jon Stark	Trinity Intl.

Obtained second 1st-round choice (26) from SF along with 49ers 1995 1st-, 3rd- and 4th- (from KC) round picks for Cle. 1995 1st-round pick (obtained from Atl. for RB Eric Metcalf and Cle. original 1995 1st-round pick). First 2nd-round choice (35) was traded to TB for TE Harold Bishop. Obtained second 2nd-round choice (55) from Den. for 1996 3rd-, 4th- and 7th-round picks. First 5th-round choice (136) was traded to NO for DB Reginald Jones. Obtained second 5th-round pick (153) from Atl. for G Gene Williams. Third 5th-round choice (157) obtained from Phi. to Dal. for 1997 4th-round pick. Obtained second 6th-round choice (186) from Jax. (supplemental) along with Jaguars 1995 5th-round pick for Cle. 1995 4th-round pick. Obtained second 7th-round choice (238) from Phi. for DL Ronnie Dixon.

## 1997

Rd.	Pk.	Pos.	Player	College
1	4	LB	Peter Boulware	Florida State
2a	34	LB	Jamie Sharper	Virginia
2b	58	S	Kim Herring	Penn State
3	64	RB	Jay Graham	Tennessee
4b	118	LB	Tyrus McCloud	Louisville
5	134	C	Jeff Mitchell	Florida
6a	167	FB	Steve Lee	Indiana
6b	194	LB	Cornell Brown*	Virginia Tech
7a	205	DE	Chris Ward	Kentucky
7b	234	QB	Wally Richardson*	Penn State
7c	236	S	Ralph Staten*	Alabama
7d	238	DT	Leland Taylor*	Louisville

Obtained second 2nd-round choice (58) from Den. for T Tony Jones. First 4th-round choice (100) was traded to Atl. through Sea. for G Jeff Blackshear. Obtained second 4th-round pick from Dal. for 1996 5th-round pick (obtained from Phi.).

## 1998

Rd.	Pk.	Pos.	Player	College
1	10	CB	Duane Starks	Miami
2	42	WR	Patrick Johnson	Oregon
5a	124	DT	Martin Chase	Oklahoma
5b	133	S	Ryan Sutter	Colorado
6a	154	LB	Ron Rogers	Georgia Tech
6b	164	T	Sammy Williams	Oklahoma
7b	241	TE	Cam Quayle*	Weber State

Traded 3rd-round choice (71) along with 1998 4th-round pick (93) to Ind. for QB Jim Harbaugh and Colts 1998 4th-round pick. Traded first 4th-round choice (from Ind.) to Ind. for 1998 4th-, 5th- and 6th-round picks. Traded second 4th-round pick (104) to TB for 1999 3rd-round pick. Traded first 7th-round choice (199) to Atl. through Pit. for OL Bernard Dafney.

### \* Compensatory Pick

## 1999

Rd.	Pk.	Pos.	Player	College
1	10	CB	Chris McAlister	Arizona
4a	105	WR	Brandon Stokley	SW Louisiana
4b	129	G	Edwin Mulitalo*	Arizona
7	216	S	Anthony Poindexter	Virginia

Traded 2nd-round choice (42) to Atl. for Atl. 2000 1st-round pick. Traded 3rd-round pick (72) to Det. along with cond. 2000 5th-round pick for QB Scott Mitchell. Traded 5th-round choice (145) to STL along with 2000 7th-round pick for QB Tony Banks. Traded first 6th-round choice (180) to NE for TE Lovett Purnell. Traded second 6th-round choice (185, from Ind.) to Min. for OL Everett Lindsay.

## 2000

Rd.	Pk.	Pos.	Player	College
1a	5	RB	Jamal Lewis	Tennessee
1b	10	WR	Travis Taylor	Florida
3	75	QB	Chris Redman	Louisville
5	148	OL	Richard Mercier	Miami
6a	186	DE	Adalius Thomas	So. Mississippi
6b	191	DT	Cedric Woodard	Texas

Acquired first 1st-round pick (5) from Atl. for a 1999 2nd-round choice.

## 2001

Rd.	Pk.	Pos.	Player	College
1	31	TE	Todd Heap	Arizona State
2	62	DB	Gary Baxter	Baylor
3	92	C/G	Casey Rabach	Wisconsin
4	126	LB	Edgerton Hartwell	W. Illinois
5	161	RB	Chris Barnes	New Mexico St.
6	194	LS	Joe Maese	New Mexico
7	231	DE	Dwayne Missouri	Northwestern

## 2002

Rd.	Pk.	Pos.	Player	College
1	24	S	Ed Reed	Miami
2	52	DE	Anthony Weaver	Notre Dame
4a	112	P	Dave Zastudil	Ohio
4b	123	WR	Ron Johnson	Minnesota
5	155	TE	Terry Jones	Alabama
6a	195	DB	Lamont Brightful	E. Washington
6b	206	WR	Javin Hunter*	Notre Dame
6c	207	RB	Chester Taylor*	Toledo
6d	209	S	Chad Williams*	So. Mississippi
7	236	QB	Wes Pate	Stephen F. Austin

Traded 3rd-round choice (96) to Den. for 4th- (112) and 5th-round (155) picks (Bal. traded its 5th [159] to Was. to draft Weaver).



# RAVENS ALL-TIME DRAFTS

## 2003

Rd.	Pk.	Pos.	Player	College
1a	10	LB	Terrell Suggs	Arizona State
1b	19	QB	Kyle Boller	California
3	77	RB	Musa Smith	Georgia
4a	109	LB	Jarret Johnson	Alabama
4b	134	FB	Ovie Mughelli*	Wake Forest
5a	146	DT	Aubrayo Franklin	Tennessee
5b	173	T	Tony Pashos*	Illinois
6	182	S	Gerome Sapp	Notre Dame
7a	223	TE	Trent Smith	Oklahoma
7b	250	C	Mike Mabry*	Central Florida
7c	258	S	Antwoine Sanders*	Utah

Traded 2nd-round choice (41) to NE with 2004 1st-round pick for NE's 1st-round pick (19/Boller).

## 2004

Rd.	Pk.	Pos.	Player	College
2	51	DT	Dwan Edwards	Oregon State
3	82	WR	Devard Darling	Washington St.
5	153	OLB	Roderick Green	Gen. Missouri St.
6a	187	QB	Josh Harris	Bowling Green
6b	199	WR	Clarence Moore*	N. Arizona
7a	244	WR	Derek Abney*	Kentucky
7b	246	G	Brian Rimpf*	East Carolina

Traded 1st-round pick to NE for Pats' 2003 1st-round selection (19) to draft QB Kyle Boller. Traded 4th-round pick (120) to Jax. for WR Kevin Johnson.

## 2005

Rd.	Pk.	Pos.	Player	College
1	22	WR	Mark Clayton	Oklahoma
2a	53	OLB	Dan Cody	Oklahoma
2b	64	T	Adam Terry	Syracuse
4	124	G/C	Jason Brown	North Carolina
5	158	FB	Justin Green	Montana
6	213	QB	Derek Anderson*	Oregon State
7	234	LB	Mike Smith	Texas Tech

Obtained second 2nd-round choice (64) from NE in exchange for Ravens 3rd- (84) and 6th-round (195) picks in 2005 and a 3rd-round selection in 2006.

## 2006

Rd.	Pk.	Pos.	Player	College
1	12	DT	Haloti Ngata	Oregon
2	56	C/G	Chris Chester	Oklahoma
3	87	CB	David Pittman	NW State
4a	111	WR	Demetrius Williams	Oregon
4b	132	RB	P.J. Daniels*	Georgia Tech
5a	146	S	Dawan Landry	Georgia Tech
5b	166	TE	Quinn Sypniewski*	Colorado
6a	203	P	Sam Koch*	Nebraska
6b	208	CB	Derrick Martin*	Wyoming
7	219	LB/DE	Ryan LaCasse	Syracuse

Obtained 1st-round choice (12) from Cle. for Baltimore's 1st-round (13) and 6th-round (181) picks. Obtained 2nd-round (56) and 3rd-round (87) choices from the N.Y. Giants for the Ravens' 2nd-round pick (44).

## 2007

Rd.	Pk.	Pos.	Player	College
1	29	G	Ben Grubbs	Auburn
3a	74	WR	Yamon Figurs	Kansas State
3b	86	G/T	Marshal Yanda	Iowa
4a	134	OLB	Antwan Barnes*	Florida Intl.
4b	137	FB	Le'Ron McClain*	Alabama
5	174	QB	Troy Smith*	Ohio State
6	207	ILB	Prescott Burgess*	Michigan

Obtained first 3rd-round pick (74) and a 4th-round choice (101) from Det. for the Ravens' 2nd-round (61) pick. Acquired second 3rd-round choice (86) from Jax. for 4th-round (101), 5th-round (166) and 6th-round (203) picks.

## 2008

Rd.	Pk.	Pos.	Player	College
1	18	QB	Joe Flacco	Delaware
2	55	RB	Ray Rice	Rutgers
3a	71	ILB	Tavares Gooden	Miami
3b	86	S	Tom Zbikowski	Notre Dame
3c	99	T	Oniel Cousins*	UTEP
4a	106	WR	Marcus Smith	New Mexico
4b	133	G/T	David Hale*	Weber State
6	206	S	Haruki Nakamura*	Cincinnati
7a	215	WR	Justin Harper	Virginia Tech
7b	240	RB	Allen Patrick*	Oklahoma

Obtained 1st-round (18) choice from Houston for the Ravens' 1st-round (26) and 3rd-round (89) picks that Baltimore received from Jacksonville, plus the Ravens' 6th-round (173) choice. Baltimore began the day with the 8th-overall pick and traded it to Jacksonville for the Jaguars' 1st-round (26), both 3rd-round (71 and 89) and 4th-round (125) selections. Obtained 2nd-round (55) choice from Seattle for the Ravens' 2nd-round (38) pick. Acquired second 3rd-round (86) choice, along with 2nd-round pick (Rice, 55) from Seattle for the Ravens' 2nd-round (38) pick. Traded 4th-round (125) choice to Oakland for CB Fabian Washington.

Note: In 2007, the Ravens used a 5th-round pick in the July Supplemental Draft to tab T Jared Gaither.

## 2009

Rd.	Pk.	Pos.	Player	College
1	23	T	Michael Oher	Mississippi
2	57	LB/DE	Paul Kruger	Utah
3	88	DB	Lardarius Webb	Nicholls State
5a	137	LB	Jason Phillips	TCU
5b	149	TE	Davon Drew	East Carolina
6	185	RB	Cedric Peerman	Virginia

Obtained 1st-round choice (23) from NE for the Ravens' 1st-round (26) and 5th-round (162) picks. Acquired two 5th-round choices (137 and 141) from NE for the Ravens' 4th-round (123) pick. Obtained 5th-round (149) and 6th-round (185) choices from Denver for the 5th-round (141) pick.

\* Compensatory Pick



# RAVENS ALL-TIME DRAFTS

## 2010

Rd.	Pk.	Pos.	Player	College
2a	43	LB	Sergio Kindle	Texas
2b	57	DT	Terrence Cody	Alabama
3	70	TE	Ed Dickson	Oregon
4	114	TE	Dennis Pitta	BYU
5a	156	WR	David Reed	Utah
5b	157	DT	Arthur Jones	Syracuse
6	194	T	Ramon Harewood	Morehouse

Acquired first 2nd-round (43), 3rd-round (70) and 4th-round (114) choices from Den. for the Ravens' 1st-round (25) pick. Traded original 3rd-round (88) and 4th-round (123) choices to Ari. for WR Anquan Boldin and a 5th-round pick (157).

## 2011

Rd.	Pk.	Pos.	Player	College
1	27	CB	Jimmy Smith	Colorado
2	58	WR	Torrey Smith	Maryland
3	85	T	Jah Reid	Central Florida
4	123	WR	Tandon Doss	Indiana
5a	164	CB	Chykie Brown*	Texas
5b	165	DE	Pernell McPhee*	Mississippi St.
6	180	QB	Tyrod Taylor	Virginia Tech
7	225	RB	Anthony Allen	Georgia Tech

Traded 3rd-round pick (90) and a 6th-round pick (191) to Phi. in exchange for Eagles' 85th selection to acquire Reid.

## 2012

Rd.	Pk.	Pos.	Player	College
2a	35	OLB	Courtney Upshaw	Alabama
2b	60	G/T	Kelechi Osemele	Iowa State
3	84	RB	Bernard Pierce	Temple
4a	98	G/C	Gino Gradkowski	Delaware
4b	130	S	Christian Thompson*	South Carolina St.
5	169	CB/RS	Asa Jackson*	Cal Poly
6	198	WR	Tommy Streeter	Miami
7	236	DE	DeAngelo Tyson	Georgia

Obtained 2nd-round pick (35) and 4th-round choice (98) in a trade with Min. in exchange for the Ravens' 1st-round (29) selection. Obtained the 84th-overall pick in a trade with Atl. for the Ravens' 3rd-round (91) and 5th-round (164) selections.

## 2013

Rd.	Pk.	Pos.	Player	College
1	32	S	Matt Elam	Florida
2	56	LB	Arthur Brown	Kansas State
3	94	DT	Brandon Williams	Missouri Southern St.
4a	129	OLB	John Simon	Ohio State
4b	130	FB	Kyle Juszczyk*	Harvard
5	168	G/T	Rick Wagner*	Wisconsin
6a	200	DE	Kapron Lewis-Moore	Notre Dame
6b	203	C	Ryan Jensen*	Colorado St.-Pueblo
7a	238	WR	Aaron Mellette	Elon
7b	247	CB	Marc Anthony*	California

Obtained 56th pick in a trade with Seattle for the Ravens' 2nd-round pick (62nd), 5th-round choice (165th) and 6th-round selection (199th).

## 2014

Rd.	Pk.	Pos.	Player	College
1	17	LB	C.J. Mosley	Alabama
2	48	DT	Timmy Jernigan	Florida State
3a	79	S	Terrence Brooks	Florida State
3b	99	TE	Crockett Gillmore*	Colorado State
4a	134	DE	Brent Urban*	Virginia
4b	138	RB	Lorenzo Taliaferro*	Coastal Carolina
5	175	G/C	John Urschel*	Penn State
6	194	QB	Keith Wenning	Ball State
7	218	WR/RS	Michael Campanaro	Wake Forest

Acquired 218th pick from Cle. in exchange for a 2015 draft choice.

## 2015

Rd.	Pk.	Pos.	Player	College
1	26	WR	Breshad Perriman	Central Florida
2	55	TE	Maxx Williams	Minnesota
3	90	DT	Carl Davis	Iowa
4a	122	OLB	Za'Darius Smith	Kentucky
4b	125	RB	Javorius "Buck" Allen	Southern Cal
4c	136	CB	Tray Walker*	Texas Southern
5a	171	TE	Nick Boyle*	Delaware
5b	176	G	Robert Myers*	Tennessee State
6	204	WR	Darren Waller	Georgia Tech

Acquired 55th choice from Arizona in exchange for the Ravens' 58th (second round) and 158th (fifth round) picks.

## 2016

Rd.	Pk.	Pos.	Player	College
1	6	T	Ronnie Stanley	Notre Dame
2	42	OLB	Kamalei Correa	Boise State
3	70	DE	Bronson Kaufusi	Brigham Young
4a	104	CB	Tavon Young	Temple
4b	107	WR	Chris Moore	Cincinnati
4c	130	G/T	Alex Lewis	Nebraska
4d	132	DT	Willie Henry*	Michigan
4e	134	RB	Kenneth Dixon*	Louisiana Tech
5	146	OLB	Matthew Judon	Grand Valley State
6a	182	WR/RS	Keenan Reynolds	Navy
6b	209	CB	Maurice Canady*	Virginia

Ravens traded the 36th-overall choice to Jacksonville in exchange for the draft's 38th pick and a fifth-round pick (146th overall). Traded the 38th pick to Miami in exchange for the 42nd-overall pick and a fourth-round pick (107th overall).

## 2017

Rd.	Pk.	Pos.	Player	College
1	16	CB	Marlon Humphrey	Alabama
2	47	OLB	Tyus Bowser	Houston
3	74	DE	Chris Wormley	Michigan
3	78	OLB	Tim Williams	Alabama
4	122	G	Nico Siragusa	San Diego State
5	159	G/T	Jermaine Eluemunor	Texas A&M
6	186	S	Chuck Clark	Virginia Tech

\* Compensatory Pick

# RAVENS ALL-TIME DRAFTS

2018

Rd.	Pk.	Pos.	Player	College
1a	25	TE	Hayden Hurst	South Carolina
1b	32	QB	Lamar Jackson	Louisville
3a	83	T	Orlando Brown Jr.	Oklahoma
3b	86	TE	Mark Andrews	Oklahoma
4a	118	CB	Anthony Averett	Alabama
4b	122	LB	Kenny Young	UCLA
4c	132	WR	Jaleel Scott	New Mexico State
5	162	WR	Jordan Lasley	UCLA
6a	190	S	DeShon Elliott	Texas
6b	212	T	Greg Senat	Wagner
6c	215	C	Bradley Bozeman*	Alabama
7	238	DT	Zach Sieler	Ferris State

Ravens traded the 16th-overall pick (first round) and their fifth-round selection (154 overall) to the Bills for the 22nd pick in the first round and 65th-overall pick (third round). Baltimore traded the 22nd-overall selection and the 215th pick (sixth round) to Tennessee in exchange for the 25th-overall selection (used on Hayden Hurst) and the 125th pick (fourth round). Ravens traded picks in the second (52nd) and fourth (118th) rounds, as well as their 2019 second-round pick, to Philadelphia for the No. 32 overall pick (used on Lamar Jackson) and the Eagles' 2018 fourth-rounder (132nd). Ravens traded the 75th-overall pick to Kansas City in exchange for the 86th and 122nd picks. Baltimore traded the 152nd pick to Tennessee for the 162nd and 215th picks. Ravens traded the 65th pick to Oakland in exchange for the 75th-, 152nd- and 212th-overall selections. Traded the 152nd pick to Tennessee for the 162nd- and 215th-overall selections.

\* Compensatory Pick



TE Hayden Hurst and QB Lamar Jackson with Ravens head coach John Harbaugh and GM/EVP Ozzie Newsome at the first-round draft picks' welcoming press conference (4/27/18).

## RAVENS DRAFTED BY COLLEGE

Alabama 11, Arizona 2, Arizona State 2, Auburn 1, Ball State 1, Baylor 1, Boise State 1, Bowling Green 1, BYU 2, California 2, Cal Poly 1, Central Florida 3, Central Missouri State 1, Cincinnati 2, Coastal Carolina 1, Colorado 3, Colorado State 1, Colorado State - Pueblo 1, Delaware 3, East Carolina 2, Eastern Washington 1, Elon 1, Ferris State 1, Florida 4, Florida International 1, Florida State 3, Georgia 2, Georgia Tech 5, Grand Valley State 1, Harvard 1, Houston 1, Illinois 1, Indiana 2, Iowa 2, Iowa State 1, Kansas State 2, Kentucky 3, Louisiana Tech 1, Louisville 4, Maryland 3, Miami (FL) 6, Michigan 3, Minnesota 2, Mississippi 1, Mississippi State 1, Missouri Southern State 1, Montana 1, Morehouse 1, Navy 1, Nebraska 2, New Mexico 2, New Mexico State 2, Nicholls State 1, Norfolk State 1, North Carolina 1, Northern Arizona 1, Northwestern 1, Northwestern State 1, Notre Dame 5, Ohio State 2, Ohio University 1, Oklahoma 9, Oregon 4, Oregon State 2, Penn State 3, Rutgers 1, San Diego State 1, South Carolina 1, South Carolina State 1, Southern California 1, Southern Mississippi 2, Southwest Louisiana 1, Stephen F. Austin 1, Syracuse 3, Texas Christian 1, Temple 2, Tennessee 3, Tennessee State 1, Texas 4, Texas A&M 1, Texas Southern 1, Texas Tech 1, Toledo 1, Trinity International 1, UCLA 3, Utah 3, UTEP 1, Virginia 5, Virginia Tech 4, Wagner 1, Wake Forest 2, Washington State 1, Weber State 2, Western Illinois 1, Wisconsin 2, Wyoming 1

### Schools/Draft Fast Fact:

- Alabama (11) and Oklahoma (9) have produced the most Ravens draft picks, with Baltimore tabbing two players from each school in the 2018 NFL Draft: Oklahoma – T Orlando Brown Jr. & TE Mark Andrews; Alabama – CB Anthony Averett & C Bradley Bozeman.

# RAVENS ATTENDANCE / SHUTOUTS

## ALL-TIME ATTENDANCE FIGURES

Year	Home Attend.	Home Average	Road Attend.	Road Average	Preseason Attend.	Playoffs Attend.	Total Attend.	Average
1996	471,665	58,958	434,075	54,259	217,533	—	1,123,273	56,164
1997	475,236	59,404	465,680	58,210	189,179	—	1,130,095	56,505
1998	549,531	68,691	434,548	54,318	228,568	—	1,212,647	60,632
1999	547,127	68,391	458,844	57,356	214,734	—	1,220,705	61,035
2000	551,695	68,961	510,678	63,834	281,125	272,870	1,616,368	67,349
2001	554,991	69,374	508,251	63,531	209,222	136,227	1,408,691	67,080
2002	554,724	69,341	519,740	64,925	270,117	—	1,344,581	67,229
2003	556,634	69,579	450,295	56,287	275,416	69,452	1,351,797	64,371
2004	558,594	69,824	564,694	70,586	281,567	—	1,404,855	70,243
2005	563,076	70,385	533,939	66,742	251,796	—	1,348,811	67,441
2006	566,547	70,818	558,640	69,830	264,087	71,162	1,460,436	69,545
2007	569,226	71,153	542,974	67,872	273,271	—	1,385,471	69,274
2008	570,152	71,269	545,313	68,164	270,352	208,733	1,594,550	69,328
2009	568,660	71,083	505,417	63,177	278,713	136,291	1,489,081	67,686
2010	569,817	71,227	553,619	69,202	256,642	137,069	1,517,147	68,961
2011	569,792	71,224	514,110	64,264	277,681	140,303	1,501,886	68,268
2012	570,229	71,279	539,175	67,397	262,889	287,891	1,660,184	69,174
2013	569,084	71,136	536,938	67,117	242,044	—	1,348,066	67,403
2014	568,353	71,044	527,776	65,972	292,033	131,536	1,519,698	69,077
2015	568,018	71,002	515,901	64,488	278,422	—	1,362,341	68,117
2016	568,823	71,103	565,310	70,664	279,483	—	1,413,616	70,681
2017	564,709	70,589	523,347	65,418	278,259	—	1,366,315	68,316
<b>Total</b>	<b>12,206,683</b>	<b>69,356</b>	<b>11,309,264</b>	<b>64,257</b>	<b>5,673,133</b>	<b>1,591,534</b>	<b>30,780,614</b>	<b>66,625</b>
# of Games	176	—	176	—	87*	23	462	

\*8/13/01 @ Philadelphia cancelled: field conditions

## RAVENS ALL-TIME SHUTOUTS (13)

DATE	OPPONENT	SCORE	YARDS ALLOWED	SACKS/YDS	INTs/YDS	LEADING TACKLER
12/26/99	Cincinnati Bengals	22-0	280	7/39	2/53	Ray Lewis (11)
09/03/00	@ Pittsburgh Steelers	16-0	229	1/6	0/0	Ray Lewis (7)
09/24/00	Cincinnati Bengals	37-0	109	4/15	2/15	Michael McCrary (7)
10/01/00	@ Cleveland Browns	12-0	230	1/9	3/5	Ray Lewis (10)
11/19/00	Dallas Cowboys	27-0	193	1/1	3/42	Ray Lewis (8)
12/23/01	Cincinnati Bengals	16-0	305	3/22	3/94	Ray Lewis (12)
12/21/03	@ Cleveland Browns	35-0	241	5/30	1/52	Ray Lewis (12)
09/10/06	@ Tampa Bay Buccaneers	27-0	142	3/21	3/123	Ray Lewis (10)
11/26/06	Pittsburgh Steelers	27-0	172	9/73	2/7	Ray Lewis (9)
11/16/09	@ Cleveland Browns	16-0	160	4/25	2/59	Ray Lewis (8)
09/10/17	@ Cincinnati Bengals	20-0	221	5/26	4/69	Tony Jefferson (9)
10/26/17	Miami Dolphins	40-0	196	3/25	2/113	Brandon Carr (7)
11/19/17	@ Green Bay Packers	23-0	265	6/49	3/18	Patrick Onwuasor (10)

### Shutout Fast Fact:

- The Ravens have posted an NFL-high 13 shutouts since their 1996 inception, a mark that included three opponent "blankings" in 2017. Baltimore is the fifth team – and first since 2003 (NE) – in the past 30 years to record at least three shutouts in a season.



# RAVENS IN PRIMETIME



## RECORDS IN PRIMETIME

<b>Total National Games</b> .....	<b>63</b>	<b>Sunday Record</b> .....	<b>13-13</b>	<b>Thursday Record</b> .....	<b>7-4</b>
<b>Overall Record</b> .....	<b>34-29</b>	<b>Monday Record</b> .....	<b>12-11</b>	<b>Saturday Record</b> .....	<b>2-1</b>

<b>2017</b>	Sun. 11/06	Baltimore at Pittsburgh W, 23-20 (NBC)	<b>2004</b>	Mon. 10/04	Kansas City at Baltimore L, 24-27 (ABC)			
Thu. 10/26	Miami at Baltimore W, 40-0 (CBS/NFLN)	Thu. 11/24	San Francisco at Baltimore W, 16-6 (NFL Network)	Sun. 10/10	Baltimore at Washington W, 17-10 (ESPN)			
Mon. 11/27	Houston at Baltimore W, 23-16 (ESPN)	Sun. 12/18	Baltimore at San Diego L, 14-34 (NBC)	Sun. 11/07	Cleveland at Baltimore W, 27-13 (ESPN)			
Sun. 12/10	Baltimore at Pittsburgh L, 38-39 (NBC)	<b>2010</b>	Mon. 09/13	Baltimore at New York Jets W, 10-9 (ESPN)	Sun. 12/19	Baltimore at Indianapolis L, 10-20 (ESPN)		
Sat. 12/23	Indianapolis at Baltimore W, 23-16 (NFLN)	Thu. 11/11	Baltimore at Atlanta L, 21-26 (NFL Network)	<b>2003</b>	Sun. 11/09	Baltimore at St. Louis L, 22-33 (ESPN)		
<b>2016</b>	Thu. 11/10	Cleveland at Baltimore W, 28-7 (NFLN)	Sun. 12/05	Pittsburgh at Baltimore L, 10-13 (NBC)	Sun. 12/28	Pittsburgh at Baltimore W, 13-10 OT (ESPN)		
Mon. 12/12	Baltimore at New England L, 23-30 (ESPN)	Mon. 12/13	Baltimore at Houston W, 34-28 OT (ESPN)	<b>2002</b>	Mon. 09/30	Denver at Baltimore W, 34-23 (ABC)		
Sun. 12/25	Baltimore at Pittsburgh L, 27-31 (NBC/NFLN)	<b>2009</b>	Mon. 11/16	Baltimore at Cleveland W, 16-0 (ESPN)	Sun. 10/06	Baltimore at Cleveland W, 26-21 (ESPN)		
<b>2015</b>	Thu. 10/01	Baltimore at Pittsburgh W, 23-20 OT (CBS/NFLN)	Sun. 11/29	Pittsburgh at Baltimore W, 20-17 OT (NBC)	<b>2001</b>	Mon. 11/12	Baltimore at Tennessee W, 16-10 (ABC)	
Mon. 10/26	Baltimore at Arizona L, 18-26 (ESPN)	Mon. 12/07	Baltimore at Green Bay L, 14-27 (ESPN)	Sun. 12/16	Pittsburgh at Baltimore L, 21-26 (ESPN)			
Mon. 11/30	Baltimore at Cleveland W, 33-27 (ESPN)	<b>2008</b>	Mon. 09/29	Baltimore at Pittsburgh L, 20-23 (ESPN)	Sat. 12/29	Baltimore at Tampa Bay L, 10-22 (ABC)		
<b>2014</b>	Thu. 09/11	Pittsburgh at Baltimore W, 26-6 (CBS/NFLN)	Sun. 12/07	Washington at Baltimore W, 24-10 (NBC)	Mon. 01/07	Minnesota at Baltimore W, 19-3 (ABC)		
Sun. 11/02	Baltimore at Pittsburgh L, 23-43 (NBC)	Sat. 12/20	Baltimore at Dallas W, 33-24 (NFL Network)	<b>2000</b>	Sun. 09/17	Baltimore at Miami L, 6-19 (ESPN)		
Mon. 11/24	Baltimore at New Orleans W, 34-27 (ESPN)	<b>2007</b>	Mon. 09/10	Baltimore at Cincinnati L, 20-27 (ESPN)	Sun. 10/08	Baltimore at Jacksonville W, 15-10 (ESPN)		
<b>2013</b>	Thu. 09/05	Baltimore at Denver L, 27-49 (NBC)	Mon. 11/05	Baltimore at Pittsburgh L, 7-38 (ESPN)	<b>1999</b>	Thu. 10/21	Kansas City at Baltimore L, 8-35 (ESPN)	
Thu. 11/28	Pittsburgh at Baltimore W, 22-20 (NBC)	Mon. 12/03	New England at Baltimore L, 24-27 (ESPN)	<b>1998</b>	Sun. 09/27	Cincinnati at Baltimore W, 31-24 (ESPN)		
Mon. 12/16	Baltimore at Detroit W, 18-16 (ESPN)	Sun. 12/09	Indianapolis at Baltimore L, 20-44 (NBC)	<b>1997</b>	Sun. 11/09	Baltimore at Pittsburgh L, 0-37 (ESPN)		
<b>2012</b>	Mon. 09/10	Cincinnati at Baltimore W, 44-13 (ESPN)	<b>2006</b>	Mon. 10/09	Baltimore at Denver L, 3-13 (ESPN)	<b>1996</b>	Sun. 10/13	Baltimore at Indianapolis L, 21-26 (ESPN)
Sun. 09/23	New England at Baltimore W, 31-30 (NBC)	Thu. 11/30	Baltimore at Cincinnati L, 7-13 (NFL Network)	<b>2005</b>	Sun. 09/11	Indianapolis at Baltimore L, 7-24 (ESPN)		
Thu. 09/27	Cleveland at Baltimore W, 23-16 (NFL Network)	Mon. 10/31	Baltimore at Pittsburgh L, 19-20 (ABC)	Mon. 10/31	Baltimore at Pittsburgh L, 19-20 (ABC)			
Sun. 11/18	Baltimore at Pittsburgh W, 13-10 (NBC)	Mon. 12/19	Green Bay at Baltimore W, 48-3 (ABC)	Mon. 12/19	Green Bay at Baltimore W, 48-3 (ABC)			
<b>2011</b>	Sun. 10/02	New York Jets at Baltimore W, 34-17 (NBC)	Sun. 12/25	Minnesota at Baltimore W, 30-23 (ESPN)	Sun. 12/25	Minnesota at Baltimore W, 30-23 (ESPN)		
Mon. 10/24	Baltimore at Jacksonville L, 7-12 (ESPN)							

# ALL-TIME WIN/LOSS RESULTS

## REGULAR SEASON WIN/LOSS RESULTS

	Overall Record	Home	Away
Overall	190-161-1	120-55-1	70-106
In M&T Bank Stadium (since 1998)	113-47	113-47	n/a
Coached by Ted Marchibroda	16-31-1	11-12-1	5-19
Coached by Brian Billick	80-64	50-22	30-42
Coached by John Harbaugh	94-66	59-21	35-45
vs. AFC Teams	147-125	93-49	54-76
vs. AFC North	55-41	33-15	22-26
vs. AFC Central (1996-2001)	26-28	13-14	13-14
vs. AFC East	22-21	16-5	6-16
vs. AFC South	17-17	12-5	5-12
vs. AFC West	23-18	15-7	8-11
vs. NFC Teams	48-37-1	32-9-1	16-28
vs. NFC North	8-8	6-2	2-6
vs. NFC Central (1996-2001)	3-5	3-1	0-4
vs. NFC East	13-9-1	8-2-1	5-7
vs. NFC South	10-6	5-3	5-3
vs. NFC West	14-9	10-1	4-8
On Monday Night Football - ABC/ESPN	12-11	5-2	7-9
On NBC/ESPN - Sunday Night or Thursday Night	16-14	12-5	4-9
On NFL Network	7-2	5-0	2-2
In Overtime	12-11-1	7-4-1	5-7
Ravens Shutout Wins	13-0	6-0	7-0
In Season Openers	10-11	7-4	4-7
Indoors	6-15	n/a	6-15

**Note:** Baltimore has played in Houston's Reliant/NRG Stadium five times (3-2), Indy's Lucas Oil Stadium twice (0-2) and Dallas' Texas Stadium once (1-0). Three of those games at Reliant Stadium (12/13/10, 10/21/12 & 12/21/14) came when the roof was closed, meaning those games were "indoors," while the other games listed are considered "outdoors" due to open roofs.

In August	0-1	0-1	0-0
In September	45-29	29-7	16-22
In October	35-49	19-19	16-30
In November	55-38-1	33-12-1	22-26
In December	50-40	36-16	14-24
In January	5-4	3-0	2-4

## POSTSEASON WIN/LOSS RESULTS (2000, 2001, 2003, 2006, 2008, 2009, 2010, 2011, 2012, 2014)

	Record	Home	Away	Neutral
Overall	15-8	3-2	10-6	2-0*
vs. AFC Central	1-1	0-0	1-1	n/a
vs. AFC North	1-2	0-0	1-2	n/a
vs. AFC South	3-3	2-2	1-1	n/a
vs. AFC East	4-2	0-0	4-2	n/a
vs. AFC West	4-0	1-0	3-0	n/a
vs. NFC	2-0	0-0	0-0	2-0*

\* Super Bowl XXXV in Tampa, FL, and Super Bowl XLVII in New Orleans, LA

## OVERTIME GAMES: 12-11-1 REGULAR SEASON & 1-0 PLAYOFFS

DATE	OPP.	PLAY	TIME	RESULT					
10/27/96	STL	Jackson 22 Pass	0:10	W, 37-31	09/29/08	@ Pit.	Reed 46 FG	3:56	L, 20-23
11/24/96	Jax.	Hollis 34 FG	5:54	L, 25-28	11/29/09	Pit.	Cundiff 29 FG	6:42	W, 20-17
11/02/97	@ NYJ	Hall 37 FG	10:02	L, 16-19	10/17/10	@ NE	Gostkowski 35 FG	1:56	L, 20-23
11/16/97	Phi.	n/a	0:00	T, 10-10	10/24/10	Buf.	Cundiff 38 FG	10:54	W, 37-34
10/03/99	@ Atl.	Armour 54 Pass	12:31	W, 19-13	12/13/10	@ Hou.	Wilson 12 INT-TD	11:55	W, 34-28
11/16/03	@ Mia.	Mare 43 FG	8:48	L, 6-9	11/25/12	@ SD	Tucker 38 FG	1:07	W, 16-13
11/23/03	Sea.	Stover 42 FG	6:32	W, 44-41	12/09/12	@ Was.	Forbath 34 FG	11:37	L, 28-31
12/28/03	Pit.	Stover 47 FG	11:32	W, 13-10	01/12/13	@ Den. (Div.)	Tucker 47 FG	13:18 2OT	W, 38-35
11/14/04	@ NYJ	Stover 42 FG	7:35	W, 20-17	11/10/13	Cin.	Tucker 46 FG	5:27	W, 20-17
11/20/05	Pit.	Stover 44 FG	4:09	W, 16-13	11/17/13	@ Chi.	Gould 38 FG	8:41	L, 20-23
11/18/07	Cle.	Dawson 33 FG	9:10	L, 30-33	10/01/15	@ Pit.	Tucker 52 FG	5:08	W, 23-20
12/16/07	@ Mia.	Camarillo 64 Pass	8:14	L, 16-22	10/11/15	Cle.	Coons 32 FG	6:43	L, 30-33
					10/15/17	Chi.	Barth 40 FG	2:06	L, 24-27

# ALL-TIME PRESEASON RESULTS

## 1996 (3-1)

08/03	Philadelphia Eagles	63,804	W	17-9
08/10	@ New York Giants	39,799	W	37-27
08/17	Green Bay Packers	62,025	L	15-17
08/23	@ Buffalo Bills	51,905	W	37-14

## 1997 (0-4)

08/02	New York Giants	53,268	L	20-21
08/08	@ New York Jets	23,067	L	29-39
08/16	@ Philadelphia Eagles	60,939	L	13-24
08/22	Buffalo Bills	51,905	L	28-31

## 1998 (4-0)

08/08	Chicago Bears	65,938	W	19-14
08/15	@ New York Jets	47,906	W	33-0
08/24	Philadelphia Eagles	65,970	W	23-6
08/28	@ New York Giants	48,754	W	14-6

## 1999 (4-0)

08/12	@ Philadelphia Eagles	43,552	W	10-7
08/21	@ Atlanta Falcons	44,843	W	19-6
08/28	Carolina Panthers	66,247	W	28-24
09/03	New York Giants	60,092	W	28-24

## 2000 (4-0)

08/05	Philadelphia Eagles	65,459	W	16-13
08/12	New York Jets	66,588	W	10-0
08/18	@ Carolina Panthers	72,551	W	24-13
08/25	@ New York Giants	76,527	W	28-24

## 2001 (1-2)

08/13	@ Philadelphia Eagles - Cancelled*			
08/18	@ New York Jets	76,406	L	3-16
08/23	Carolina Panthers	66,619	L	17-20
08/31	New York Giants	66,197	W	38-9

\*Field Conditions Caused Cancellation

## 2002 (2-2)

08/09	Detroit Lions	67,421	W	12-6
08/15	New York Jets	67,681	L	14-16
08/23	@ Philadelphia Eagles	58,443	W	13-12
08/29	@ New York Giants	76,572	L	0-13

## 2003 (1-3)

08/09	Buffalo Bills	68,550	L	19-20
08/16	@ Atlanta Falcons	68,237	W	13-10
08/23	@ Washington Redskins	70,460	L	3-24
08/28	New York Giants	68,169	L	24-30

## 2004 (3-1)

08/12	Atlanta Falcons	69,299	W	24-0
08/20	@ Philadelphia Eagles	67,218	L	17-26
08/25	Detroit Lions	69,552	W	17-6
09/02	@ New York Giants	75,498	W	27-17

## 2005 (2-2)

08/13	@ Atlanta Falcons	67,123	L	3-16
08/20	Philadelphia Eagles	70,303	L	14-20
08/26	@ New Orleans Saints	44,485	W	21-6
09/01	Washington Redskins	69,885	W	26-20,OT

## 2006 (2-2)

08/11	New York Giants	70,249	L	16-17
08/17	Philadelphia Eagles	70,255	W	20-10
08/25	@ Minnesota Vikings	63,257	L	7-30
08/31	@ Washington Redskins	60,326	W	17-10

## 2007 (1-3)

08/13	Philadelphia Eagles	71,060	W	29-3
08/19	New York Giants	70,754	L	12-13
08/25	@ Washington Redskins	60,080	L	7-13*
08/31	@ Atlanta Falcons	71,377	L	10-13

\*Game Terminated in 3rd Qtr. - Severe Weather

## 2008 (1-3)

08/07	@ New England Patriots	68,756	W	16-15
08/16	Minnesota Vikings	70,585	L	15-23
08/23	@ St. Louis Rams	60,862	L	10-24
08/28	Atlanta Falcons	70,149	L	9-10

## 2009 (4-0)

08/13	Washington Redskins	70,723	W	23-0
08/24	New York Jets	70,335	W	24-23
08/29	@ Carolina Panthers	71,045	W	17-13
09/03	@ Atlanta Falcons	66,610	W	20-3

## 2010 (3-1)

08/12	Carolina Panthers	70,579	W	17-12
08/21	@ Washington Redskins	72,994	W	23-3
08/28	New York Giants	70,742	W	24-10
09/02	@ St. Louis Rams	42,327	L	21-27

## 2011 (3-1)

08/11	@ Philadelphia Eagles	69,144	L	6-13
08/19	Kansas City Chiefs	70,690	W	31-13
08/25	Washington Redskins	70,631	W	34-31
09/01	@ Atlanta Falcons	67,216	W	21-7

## 2012 (2-2)

08/09	@ Atlanta Falcons	68,449	W	31-17
08/17	Detroit Lions	70,567	L	12-27
08/23	Jacksonville Jaguars	70,502	W	48-17
08/30	@ St. Louis Rams	53,371	L	17-31

## 2013 (2-2)

08/08	@ Tampa Bay Buccaneers	47,599	W	44-16
08/15	Atlanta Falcons	70,527	W	27-23
08/22	Carolina Panthers	70,554	L	27-34
08/29	@ St. Louis Rams	53,364	L	21-24

## 2014 (4-0)

08/07	San Francisco 49ers	70,529	W	23-3
08/16	@ Dallas Cowboys	77,624	W	37-30
08/23	Washington Redskins	70,876	W	23-17
08/28	@ New Orleans Saints	73,004	W	22-13

## 2015 (1-3)

08/13	New Orleans Saints	70,501	W	30-27
08/22	@ Philadelphia Eagles	69,596	L	17-40
08/29	Washington Redskins	70,932	L	13-31
09/03	@ Atlanta Falcons	67,393	L	19-20

## 2016 (4-0)

08/11	Carolina Panthers	70,682	W	22-19
08/20	@ Indianapolis Colts	65,327	W	19-18
08/27	Detroit Lions	70,473	W	30-9
09/01	@ New Orleans Saints	73,001	W	23-14

## 2017 (4-0)

08/10	Washington Redskins	70,469	W	23-3
08/17	@ Miami Dolphins	64,464	W	31-7
08/26	Buffalo Bills	70,229	W	13-9
08/31	@ New Orleans Saints	73,097	W	14-13



# ALL-TIME RESULTS

**1996: 4-12**

**HEAD COACH: TED MARCHIBRODA**

**5th AFC Central • Top Draft Choice: T Jonathan Ogden**

09/01	Oakland Raiders	64,124	W	19-14
09/08	@ Pittsburgh Steelers	57,241	L	17-31
09/15	@ Houston Oilers	20,082	L	13-29
09/29	New Orleans Saints	61,063	W	17-10
10/06	New England Patriots	63,569	L	38-46
10/13	@ Indianapolis Colts	56,978	L	21-26
10/20	@ Denver Broncos	70,453	L	34-45
10/27	St. Louis Rams	60,256	W	37-31 OT
11/03	Cincinnati Bengals	60,743	L	21-24
11/10	@ Jacksonville Jaguars	64,628	L	27-30
11/17	@ San Francisco 49ers	51,596	L	20-38
11/24	Jacksonville Jaguars	57,384	L	25-28 OT
12/01	Pittsburgh Steelers	51,822	W	31-17
12/08	@ Cincinnati Bengals	43,022	L	14-21
12/15	@ Carolina Panthers	70,075	L	16-27
12/22	Houston Oilers	52,704	L	21-24

**1997: 6-9-1**

**HEAD COACH: TED MARCHIBRODA**

**5th AFC Central • Top Draft Choice: LB Peter Boulware**

08/31	Jacksonville Jaguars	61,018	L	27-28
09/07	Cincinnati Bengals	52,968	W	23-10
09/14	@ New York Giants	69,768	W	24-23
09/21	@ Tennessee Titans	17,737	W	36-10
09/28	@ San Diego Chargers	54,094	L	17-21
10/05	Pittsburgh Steelers	64,421	L	34-42
10/19	Miami Dolphins	64,354	L	13-24
10/26	@ Washington Redskins	75,067	W	20-17
11/02	@ New York Jets	77,716	L	16-19 OT
11/09	@ Pittsburgh Steelers	56,669	L	0-37
11/16	Philadelphia Eagles	63,546	T	10-10 OT
11/23	Arizona Cardinals	53,976	L	13-16
11/30	@ Jacksonville Jaguars	63,712	L	27-29
12/07	Seattle Seahawks	54,395	W	31-24
12/14	Tennessee Oilers	60,558	W	21-19
12/21	@ Cincinnati Bengals	50,917	L	14-16

**1998: 6-10**

**HEAD COACH: TED MARCHIBRODA**

**4th AFC Central • Top Draft Choice: CB Duane Starks**

09/06	Pittsburgh Steelers	68,847	L	13-20
09/13	@ New York Jets	70,063	W	24-10
09/20	@ Jacksonville Jaguars	67,069	L	10-24
09/27	Cincinnati Bengals	68,154	W	31-24
10/11	Tennessee Titans	68,561	L	8-12
10/18	@ Pittsburgh Steelers	58,620	L	6-16
10/25	@ Green Bay Packers	59,860	L	10-28
11/01	Jacksonville Jaguars	68,915	L	19-45
11/08	Oakland Raiders	69,037	W	13-10
11/15	@ San Diego Chargers	54,388	L	13-14
11/22	@ Cincinnati Bengals	52,571	W	20-13
11/29	Indianapolis Colts	68,898	W	38-31
12/06	@ Tennessee Oilers	31,124	L	14-16
12/13	Minnesota Vikings	69,074	L	28-38
12/20	@ Chicago Bears	40,853	L	3-24
12/27	Detroit Lions	68,045	W	19-10

**1999: 8-8**

**HEAD COACH: BRIAN BILLICK**

**3rd AFC Central • Top Draft Choice: CB Chris McAlister**

09/12	@ St. Louis Rams	62,100	L	10-27
09/19	Pittsburgh Steelers	68,965	L	20-23
09/26	Cleveland Browns	68,803	W	17-10
10/03	@ Atlanta Falcons	50,712	W	19-13 OT
10/10	@ Tennessee Titans	65,486	L	11-14
10/21	Kansas City Chiefs	68,771	L	8-35
10/31	Buffalo Bills	68,673	L	10-13
11/07	@ Cleveland Browns	72,898	W	41-9
11/14	@ Jacksonville Jaguars	67,391	L	3-6
11/21	@ Cincinnati Bengals	43,279	W	34-31
11/28	Jacksonville Jaguars	68,428	L	23-30
12/05	Tennessee Titans	67,854	W	41-14
12/12	@ Pittsburgh Steelers	46,715	W	31-24
12/19	New Orleans Saints	67,597	W	31-8
12/26	Cincinnati Bengals	68,036	W	22-0
1/2/00	@ New England Patriots	50,263	L	3-20

**2000: 12-4**

**HEAD COACH: BRIAN BILLICK**

**2nd AFC Central - Wild Card • Top Draft Choice: RB Jamal Lewis**

09/03	@ Pittsburgh Steelers	55,049	W	16-0
09/10	Jacksonville Jaguars	68,843	W	39-36
09/17	@ Miami Dolphins	73,464	L	6-19
09/24	Cincinnati Bengals	68,481	W	37-0
10/01	@ Cleveland Browns	73,018	W	12-0
10/08	@ Jacksonville Jaguars	65,194	W	15-10
10/15	@ Washington Redskins	83,252	L	3-10
10/22	Tennessee Titans	69,200	L	6-14
10/29	Pittsburgh Steelers	69,405	L	6-9
11/05	@ Cincinnati Bengals	54,759	W	27-7
11/12	@ Tennessee Titans	68,490	W	24-23
11/19	Dallas Cowboys	69,416	W	27-0
11/26	Cleveland Browns	68,361	W	44-7
12/10	San Diego Chargers	68,805	W	24-3
12/17	@ Arizona Cardinals	37,452	W	13-7
12/24	New York Jets	69,184	W	34-20

**AFC Wild Card Playoff Game**

12/31/00	Denver Broncos	69,638	W	21-3
----------	----------------	--------	---	------

**AFC Divisional Playoff Game**

1/7/01	@ Tennessee Titans	68,527	W	24-10
--------	--------------------	--------	---	-------

**AFC Championship Game**

1/14/01	@ Oakland Raiders	62,784	W	16-3
---------	-------------------	--------	---	------

**Super Bowl XXXV (Tampa, FL)**

1/28/01	@ New York Giants	71,921	W	34-7
---------	-------------------	--------	---	------



# ALL-TIME RESULTS

## 2001: 10-6

### HEAD COACH: BRIAN BILLICK

#### 2nd AFC Central - Wild Card • Top Draft Choice: TE Todd Heap

09/09	Chicago Bears	69,365	W	17-6
09/23	@ Cincinnati Bengals	49,632	L	10-21
09/30	@ Denver Broncos	75,082	W	20-13
10/07	Tennessee Titans	69,494	W	26-7
10/14	@ Green Bay Packers	59,866	L	23-31
10/21	@ Cleveland Browns	72,818	L	14-24
10/28	Jacksonville Jaguars	69,439	W	18-17
11/04	@ Pittsburgh Steelers	62,906	W	13-10
11/12	@ Tennessee Titans	68,798	W	16-10
11/18	Cleveland Browns	69,353	L	17-27
11/25	@ Jacksonville Jaguars	53,530	W	24-21
12/02	Indianapolis Colts	69,382	W	39-27
12/16	Pittsburgh Steelers	69,506	L	21-26
12/23	Cincinnati Bengals	68,987	W	16-0
12/29	@ Tampa Bay Buccaneers	65,619	L	10-22
1/7/02	Minnesota Vikings	69,465	W	19-3

#### AFC Wild Card Playoff Game

1/13/02	@ Miami Dolphins	72,251	W	20-3
---------	------------------	--------	---	------

#### AFC Divisional Playoff Game

1/20/02	@ Pittsburgh Steelers	63,976	L	10-27
---------	-----------------------	--------	---	-------

## 2002: 7-9

### HEAD COACH: BRIAN BILLICK

#### 3rd AFC North • Top Draft Choice: S Ed Reed

09/08	@ Carolina Panthers	70,386	L	7-10
09/15	Tampa Bay Buccaneers	69,304	L	0-25
09/30	Denver Broncos	69,538	W	34-23
10/06	@ Cleveland Browns	73,688	W	26-21
10/13	@ Indianapolis Colts	56,174	L	20-22
10/20	Jacksonville Jaguars	69,173	W	17-10
10/27	Pittsburgh Steelers	69,638	L	18-31
11/03	@ Atlanta Falcons	68,532	L	17-20
11/10	Cincinnati Bengals	69,024	W	38-27
11/17	@ Miami Dolphins	73,013	L	7-26
11/24	Tennessee Titans	69,365	W	13-12
12/01	@ Cincinnati Bengals	44,878	W	27-23
12/08	New Orleans Saints	69,334	L	25-37
12/15	@ Houston Texans	70,108	W	23-19
12/22	Cleveland Browns	69,349	L	13-14
12/29	@ Pittsburgh Steelers	61,961	L	31-34



OLB Peter Boulware led the Ravens with 7 sacks in 2002.

## 2003: 10-6

### HEAD COACH: BRIAN BILLICK

#### 1st AFC North - Division Title • Top Draft Choice: OLB Terrell Suggs

09/07	@ Pittsburgh Steelers	63,157	L	15-34
09/14	Cleveland Browns	69,473	W	33-13
09/21	@ San Diego Chargers	52,028	W	24-10
09/28	Kansas City Chiefs	69,459	L	10-17
10/12	@ Arizona Cardinals	24,193	W	26-18
10/19	@ Cincinnati Bengals	53,553	L	26-34
10/26	Denver Broncos	69,721	W	26-6
11/02	Jacksonville Jaguars	69,486	W	24-17
11/09	@ St. Louis Rams	66,085	L	22-33
11/16	@ Miami Dolphins	73,333	L	6-9 OT
11/23	Seattle Seahawks	69,477	W	44-41 OT
11/30	San Francisco 49ers	69,549	W	44-6
12/07	Cincinnati Bengals	69,468	W	31-13
12/14	@ Oakland Raiders	45,398	L	12-20
12/21	@ Cleveland Browns	72,548	W	35-0
12/28	Pittsburgh Steelers	70,001	W	13-10 OT

#### AFC Wild Card Playoff Game

1/3/04	Tennessee Titans	69,452	L	17-20
--------	------------------	--------	---	-------

## 2004: 9-7

### HEAD COACH: BRIAN BILLICK

#### 2nd AFC North • Top Draft Choice: DT Dwan Edwards

09/12	@ Cleveland Browns	73,068	L	3-20
09/19	Pittsburgh Steelers	69,859	W	30-13
09/26	@ Cincinnati Bengals	65,575	W	23-9
10/04	Kansas City Chiefs	69,827	L	24-27
10/10	@ Washington Redskins	90,287	W	17-10
10/24	Buffalo Bills	69,809	W	20-6
10/31	@ Philadelphia Eagles	67,715	L	10-15
11/07	Cleveland Browns	69,781	W	27-13
11/14	@ New York Jets	77,826	W	20-17 OT
11/21	Dallas Cowboys	69,924	W	30-10
11/28	@ New England Patriots	68,756	L	3-24
12/05	Cincinnati Bengals	69,695	L	26-27
12/12	New York Giants	69,856	W	37-14
12/19	@ Indianapolis Colts	57,240	L	10-20
12/26	@ Pittsburgh Steelers	64,227	L	7-20
1/2/05	Miami Dolphins	69,843	W	30-23

## 2005: 6-10

### HEAD COACH: BRIAN BILLICK

#### 3rd AFC North • Top Draft Choice: WR Mark Clayton

09/11	Indianapolis Colts	70,501	L	7-24
09/18	@ Tennessee Titans	69,149	L	10-25
10/02	New York Jets	70,479	W	13-3
10/09	@ Detroit Lions	61,201	L	17-35
10/16	Cleveland Browns	70,196	W	16-3
10/23	@ Chicago Bears	62,102	L	6-10
10/31	@ Pittsburgh Steelers	64,178	L	19-20
11/06	Cincinnati Bengals	70,540	L	9-21
11/13	@ Jacksonville Jaguars	66,107	L	3-30
11/20	Pittsburgh Steelers	70,601	W	16-13 OT
11/27	@ Cincinnati Bengals	65,680	L	29-42
12/04	Houston Texans	69,909	W	16-15
12/11	@ Denver Broncos	75,651	L	10-12
12/19	Green Bay Packers	70,604	W	48-3
12/25	Minnesota Vikings	70,246	W	30-23
1/1/06	@ Cleveland Browns	69,871	L	16-20

# ALL-TIME RESULTS

## 2006: 13-3

### HEAD COACH: BRIAN BILLICK

#### 1st AFC North - Division Title • Top Draft Choice: DT Haloti Ngata

09/10	@ Tampa Bay Buccaneers	65,087	W	27-0
09/17	Oakland Raiders	70,744	W	28-6
09/24	@ Cleveland Browns	72,474	W	15-14
10/01	San Diego Chargers	70,743	W	16-13
10/09	@ Denver Broncos	76,355	L	3-13
10/15	Carolina Panthers	70,762	L	21-23
10/29	@ New Orleans Saints	69,152	W	35-22
11/05	Cincinnati Bengals	70,792	W	26-20
11/12	@ Tennessee Titans	69,143	W	27-26
11/19	Atlanta Falcons	70,790	W	24-10
11/26	Pittsburgh Steelers	70,946	W	27-0
11/30	@ Cincinnati Bengals	65,973	L	7-13
12/10	@ Kansas City Chiefs	77,232	W	20-10
12/17	Cleveland Browns	70,857	W	27-17
12/24	@ Pittsburgh Steelers	63,224	W	31-7
12/31	Buffalo Bills	70,913	W	19-7

#### AFC Divisional Playoff Game

1/13/07	Indianapolis Colts	71,162	L	6-15
---------	--------------------	--------	---	------

## 2007: 5-11

### HEAD COACH: BRIAN BILLICK

#### 4th AFC North • Top Draft Choice: G Ben Grubbs

09/10	@ Cincinnati	66,093	L	20-27
09/16	New York Jets	71,246	W	20-13
09/23	Arizona Cardinals	71,372	W	26-23
09/30	@ Cleveland Browns	73,024	L	13-27
10/07	@ San Francisco 49ers	67,885	W	9-7
10/14	St. Louis Rams	71,175	W	22-3
10/21	@ Buffalo Bills	70,727	L	14-19
11/05	@ Pittsburgh Steelers	63,457	L	7-38
11/11	Cincinnati Bengals	71,130	L	7-21
11/18	Cleveland Browns	71,055	L	30-33 OT
11/25	@ San Diego Chargers	63,337	L	14-32
12/03	New England Patriots	71,382	L	24-27
12/09	Indianapolis Colts	70,513	L	20-44
12/16	@ Miami Dolphins	70,287	L	16-22 OT
12/23	@ Seattle Seahawks	68,164	L	6-27
12/30	Pittsburgh Steelers	71,353	W	27-21

## 2008: 11-5

### HEAD COACH: JOHN HARBAUGH

#### 2nd AFC North - Wild Card • Top Draft Choice: QB Joe Flacco

09/07	Cincinnati Bengals	70,978	W	17-10
09/21	Cleveland Browns	71,104	W	28-10
09/29	@ Pittsburgh Steelers	64,038	L	20-23 OT
10/05	Tennessee Titans	71,131	L	10-13
10/12	@ Indianapolis Colts	66,153	L	3-31
10/19	@ Miami Dolphins	64,972	W	27-13
10/26	Oakland Raiders	71,254	W	29-10
11/02	@ Cleveland Browns	73,078	W	37-27
11/09	@ Houston Texans	70,552	W	41-13
11/16	@ New York Giants	78,849	L	10-30
11/23	Philadelphia Eagles	71,379	W	36-7
11/30	@ Cincinnati Bengals	63,871	W	34-3
12/07	Washington Redskins	71,438	W	24-10
12/14	Pittsburgh Steelers	71,502	L	9-13
12/20	@ Dallas Cowboys	63,800	W	33-24
12/28	Jacksonville Jaguars	71,366	W	27-7

#### AFC Wild Card Playoff Game

1/4/09	@ Miami Dolphins	74,240	W	27-9
--------	------------------	--------	---	------

#### AFC Divisional Playoff Game

1/10/09	@ Tennessee Titans	69,143	W	13-10
---------	--------------------	--------	---	-------

#### AFC Championship Game

1/18/09	@ Pittsburgh Steelers	65,350	L	14-23
---------	-----------------------	--------	---	-------

## 2009: 9-7

### HEAD COACH: JOHN HARBAUGH

#### 2nd AFC North - Wild Card • Top Draft Choice: T Michael Oher

09/13	Kansas City Chiefs	71,099	W	38-24
09/20	@ San Diego Chargers	66,882	W	31-26
09/27	Cleveland Browns	70,950	W	34-3
10/04	@ New England Patriots	68,756	L	21-27
10/11	Cincinnati Bengals	71,161	L	14-17
10/18	@ Minnesota Vikings	63,689	L	31-33
11/01	Denver Broncos	71,132	W	30-7
11/08	@ Cincinnati Bengals	64,313	L	7-17
11/16	@ Cleveland Browns	69,023	W	16-0
11/22	Indianapolis Colts	71,320	L	15-17
11/29	Pittsburgh Steelers	71,314	W	20-17 OT
12/07	@ Green Bay Packers	70,286	L	14-27
12/13	Detroit Lions	70,673	W	48-3
12/20	Chicago Bears	71,011	W	31-7
12/27	@ Pittsburgh Steelers	64,068	L	20-23
1/3/10	@ Oakland Raiders	38,400	W	21-13

#### AFC Wild Card Playoff Game

1/10/10	@ New England Patriots	68,756	W	33-14
---------	------------------------	--------	---	-------

#### AFC Divisional Playoff Game

1/16/10	@ Indianapolis Colts	67,535	L	3-20
---------	----------------------	--------	---	------



WR Derrick Mason, the Ravens' all-time leading receiver, led the team with 103 catches during the 2007 season.



# ALL-TIME RESULTS

## 2010: 12-4

### HEAD COACH: JOHN HARBAUGH

#### 2nd AFC North - Wild Card • Top Draft Choice: OLB Sergio Kindle

09/13	@ New York Jets	78,127	W	10-9
09/19	@ Cincinnati Bengals	64,071	L	10-15
09/26	Cleveland Browns	71,119	W	24-17
10/03	@ Pittsburgh Steelers	64,729	W	17-14
10/10	Denver Broncos	71,246	W	31-17
10/17	@ New England Patriots	68,756	L	20-23 OT
10/24	Buffalo Bills	71,220	W	37-34 OT
11/07	Miami Dolphins	71,305	W	26-10
11/11	@ Atlanta Falcons	68,474	L	21-26
11/21	@ Carolina Panthers	73,021	W	37-13
11/28	Tampa Bay Buccaneers	70,989	W	17-10
12/05	Pittsburgh Steelers	71,418	L	10-13
12/13	@ Houston Texans	71,413	W	34-28 OT
12/19	New Orleans Saints	71,432	W	30-24
12/26	@ Cleveland Browns	65,028	W	20-10
1/2/11	Cincinnati Bengals	71,088	W	13-7

#### AFC Wild Card Playoff Game

1/9/11	@ Kansas City Chiefs	72,190	W	30-7
--------	----------------------	--------	---	------

#### AFC Divisional Playoff Game

1/15/11	@ Pittsburgh Steelers	64,879	L	24-31
---------	-----------------------	--------	---	-------

## 2011: 12-4

### HEAD COACH: JOHN HARBAUGH

#### 1st AFC North - Division Title • Top Draft Choice: CB Jimmy Smith

09/11	Pittsburgh Steelers	71,434	W	35-7
09/18	@ Tennessee Titans	69,143	L	13-26
09/25	@ St. Louis Rams	56,289	W	37-7
10/02	New York Jets	71,247	W	34-17
10/16	Houston Texans	71,154	W	29-14
10/24	@ Jacksonville Jaguars	62,976	L	7-12
10/30	Arizona Cardinals	71,022	W	30-27
11/06	@ Pittsburgh Steelers	64,851	W	23-20
11/13	@ Seattle Seahawks	66,522	L	17-22
11/20	Cincinnati Bengals	71,320	W	31-24
11/24	San Francisco 49ers	71,345	W	16-6
12/04	@ Cleveland Browns	63,648	W	24-10
12/11	Indianapolis Colts	71,187	W	24-10
12/18	@ San Diego Chargers	67,242	L	14-34
12/24	Cleveland Browns	71,083	W	20-14
1/1/12	@ Cincinnati Bengals	63,439	W	24-16

#### AFC Divisional Playoff Game

1/15/12	Houston Texans	71,547	W	20-13
---------	----------------	--------	---	-------

#### AFC Championship Game

1/22/12	@ New England Patriots	68,756	L	20-23
---------	------------------------	--------	---	-------

## 2012: 10-6

### HEAD COACH: JOHN HARBAUGH

#### 1st AFC North - Division Title • Top Draft Choice: OLB Courtney Upshaw

09/10	Cincinnati Bengals	71,064	W	44-13
09/16	@ Philadelphia Eagles	69,144	L	23-24
09/23	New England Patriots	71,269	W	31-30
09/27	Cleveland Browns	70,944	W	23-16
10/07	@ Kansas City Chiefs	68,803	W	9-6
10/14	Dallas Cowboys	71,384	W	31-29
10/21	@ Houston Texans	71,708	L	13-43
11/04	@ Cleveland Browns	65,449	W	25-15
11/11	Oakland Raiders	71,339	W	55-20
11/18	@ Pittsburgh Steelers	63,446	W	13-10
11/25	@ San Diego Chargers	57,882	W	16-13 OT
12/02	Pittsburgh Steelers	71,442	L	20-23
12/09	@ Washington Redskins	81,178	L	28-31 OT
12/16	Denver Broncos	71,317	L	17-34
12/23	New York Giants	71,470	W	33-14
12/30	@ Cincinnati Bengals	61,565	L	17-23

#### AFC Wild Card Playoff Game

1/6/13	Indianapolis Colts	71,379	W	24-9
--------	--------------------	--------	---	------

#### AFC Divisional Playoff Game

1/12/13	@ Denver Broncos	76,732	W	38-35 2OT
---------	------------------	--------	---	-----------

#### AFC Championship Game

1/20/13	@ New England Patriots	68,756	W	28-13
---------	------------------------	--------	---	-------

#### Super Bowl XLVII (New Orleans, LA)

2/3/13	vs. San Francisco 49ers	71,024	W	34-31
--------	-------------------------	--------	---	-------

## 2012 WORLD CHAMPIONS



## 2013: 8-8

### HEAD COACH: JOHN HARBAUGH

#### 3rd AFC North • Top Draft Choice: S Matt Elam

09/05	@ Denver Broncos	76,977	L	27-49
09/15	Cleveland Browns	71,098	W	14-6
09/22	Houston Texans	71,168	W	30-9
09/29	@ Buffalo Bills	68,296	L	20-23
10/06	@ Miami Dolphins	68,342	W	26-23
10/13	Green Bay Packers	71,319	L	17-19
10/20	@ Pittsburgh Steelers	62,295	L	16-19
11/03	@ Cleveland Browns	71,513	L	18-24
11/10	Cincinnati Bengals	70,992	W	20-17 OT
11/17	@ Chicago Bears	62,367	L	20-23 OT
11/24	New York Jets	71,148	W	19-3
11/28	Pittsburgh Steelers	71,005	W	22-20
12/08	Minnesota Vikings	70,921	W	29-26
12/16	@ Detroit Lions	64,742	W	18-16
12/22	New England Patriots	71,433	L	7-41
12/29	@ Cincinnati Bengals	62,406	L	17-34

**BALTIMORE  
RAVENS.COM**

# ALL-TIME RESULTS

## 2014: 10-6

HEAD COACH: JOHN HARBAUGH

3rd AFC North - Wild Card • Top Draft Choice: LB C.J. Mosley

09/07	Cincinnati Bengals	70,925	L	16-23
09/11	Pittsburgh Steelers	71,181	W	26-6
09/21	@ Cleveland Browns	67,407	W	23-21
09/28	Carolina Panthers	71,218	W	38-10
10/05	@ Indianapolis Colts	65,258	L	13-20
10/12	@ Tampa Bay Buccaneers	60,041	W	48-17
10/19	Atlanta Falcons	71,184	W	29-7
10/26	@ Cincinnati Bengals	55,711	L	24-27
11/02	@ Pittsburgh Steelers	63,971	L	23-43
11/09	Tennessee Titans	70,914	W	21-7
11/24	@ New Orleans Saints	73,373	W	34-27
11/30	San Diego Chargers	71,060	L	33-34
12/07	@ Miami Dolphins	70,244	W	28-13
12/14	Jacksonville Jaguars	70,801	W	20-12
12/21	@ Houston Texans	71,771	L	13-25
12/28	Cleveland Browns	71,070	W	20-10

### AFC Wild Card Playoff Game

1/3/15 @ Pittsburgh Steelers 62,780 W 30-17

### AFC Divisional Playoff Game

1/10/15 @ New England Patriots 68,756 L 31-35



OLB Terrell Suggs helped lead the Ravens to a 30-17 victory in the 2014 Wild Card Playoff victory at Pittsburgh, posting 6 tackles and 1 INT.

## 2015: 5-11

HEAD COACH: JOHN HARBAUGH

3rd AFC North • Top Draft Choice: WR Breshad Perriman

09/13	@ Denver Broncos	76,798	L	13-19
09/20	@ Oakland Raiders	53,500	L	33-37
09/27	Cincinnati Bengals	70,970	L	24-28
10/01	@ Pittsburgh Steelers	63,929	W	23-20 OT
10/11	Cleveland Browns	71,046	L	30-33 OT
10/18	@ San Francisco 49ers	70,799	L	20-25
10/26	@ Arizona Cardinals	64,722	L	18-26
11/01	San Diego Chargers	70,829	W	29-26
11/15	Jacksonville Jaguars	70,837	L	20-22
11/22	St. Louis Rams	71,105	W	16-13
11/30	@ Cleveland Browns	64,380	W	33-27
12/06	@ Miami Dolphins	64,519	L	13-15
12/13	Seattle Seahawks	71,179	L	6-35
12/20	Kansas City Chiefs	70,791	L	14-34
12/27	Pittsburgh Steelers	71,261	W	20-17
1/3/16	@ Cincinnati Bengals	57,254	L	16-24

## 2016: 8-8

HEAD COACH: JOHN HARBAUGH

2nd AFC North • Top Draft Choice: T Ronnie Stanley

09/11	Buffalo Bills	71,104	W	13-7
09/18	@ Cleveland Browns	67,431	W	25-20
09/25	@ Jacksonville Jaguars	60,127	W	19-17
10/02	Oakland Raiders	71,152	L	27-28
10/09	Washington Redskins	71,318	L	10-16
10/16	@ New York Giants	78,487	L	23-27
10/23	@ New York Jets	78,160	L	16-24
11/06	Pittsburgh Steelers	71,286	W	21-14
11/10	Cleveland Browns	70,921	W	28-7
11/20	@ Dallas Cowboys	93,056	L	17-27
11/27	Cincinnati Bengals	70,903	W	19-14
12/04	Miami Dolphins	70,916	W	38-6
12/12	@ New England Patriots	66,829	L	23-30
12/18	Philadelphia Eagles	71,223	W	27-26
12/25	@ Pittsburgh Steelers	66,276	L	27-31
1/1/17	@ Cincinnati Bengals	54,944	L	10-27

## 2017: 9-7

HEAD COACH: JOHN HARBAUGH

2nd AFC North • Top Draft Choice: CB Marlon Humphrey

09/10	@ Cincinnati Bengals	55,254	W	20-0
09/17	Cleveland Browns	70,605	W	24-10
09/24	@ Jacksonville Jaguars	84,592	L	7-44
10/01	Pittsburgh Steelers	71,126	L	9-26
10/08	@ Oakland Raiders	54,980	W	30-17
10/15	Chicago Bears	70,616	L	24-27 OT
10/22	@ Minnesota Vikings	66,751	L	16-24
10/26	Miami Dolphins	70,408	W	40-0
11/05	@ Tennessee Titans	67,322	L	20-23
11/19	@ Green Bay Packers	77,945	W	23-0
11/27	Houston Texans	70,357	W	23-16
12/03	Detroit Lions	70,500	W	44-20
12/10	@ Pittsburgh Steelers	60,069	L	38-39
12/17	@ Cleveland Browns	56,434	W	27-10
12/23	Indianapolis Colts	70,590	W	23-16
12/31	Cincinnati Bengals	70,507	L	27-31



Rookie CB Marlon Humphrey recorded 3 tackles, 2 PD and 1 INT in the Ravens' 23-0 victory at Green Bay, marking Baltimore's third shutout win of the 2017 campaign.

# RAVENS VS. AFC OPPONENTS

## AFC NORTH

### CINCINNATI BENGALS HEAD COACH MARVIN LEWIS

Regular Season Series Tied, 22-22  
Preseason Series, No Meetings



11/03/96	Bengals	24-21 Bal.	60,743
12/08/96	Bengals	21-14 @ Cin.	43,022
09/07/97	Ravens	23-10 Bal.	52,968
12/21/97	Bengals	16-14 @ Cin.	50,917
09/27/98	Ravens	31-21 Bal.	68,154
11/22/98	Ravens	20-13 @ Cin.	52,571
11/21/99	Ravens	34-31 @ Cin.	43,279
12/26/99	Ravens	22-0 Bal.	68,036
09/24/00	Ravens	37-0 Bal.	68,481
11/05/00	Ravens	27-7 @ Cin.	54,759
09/23/01	Bengals	21-10 @ Cin.	49,632
12/23/01	Ravens	16-0 Bal.	68,987
11/10/02	Ravens	38-27 Bal.	69,024
12/01/02	Ravens	27-23 @ Cin.	44,878
10/19/03	Bengals	34-26 @ Cin.	53,553
12/07/03	Ravens	31-13 Bal.	69,468
09/26/04	Ravens	23-9 @ Cin.	65,575
12/05/04	Bengals	27-26 Bal.	69,695
11/06/05	Bengals	21-9 Bal.	70,540
11/27/05	Bengals	42-29 @ Cin.	65,680
11/05/06	Ravens	26-20 Bal.	70,792
11/30/06	Bengals	13-7 @ Cin.	65,973
09/10/07	Bengals	27-20 @ Cin.	66,093
11/11/07	Bengals	21-7 Bal.	71,130
09/07/08	Ravens	17-10 Bal.	70,978
11/30/08	Ravens	34-3 @ Cin.	63,871
10/11/09	Bengals	17-14 Bal.	71,161
11/08/09	Bengals	17-7 @ Cin.	64,313
09/19/10	Bengals	15-10 @ Cin.	64,071
01/02/11	Ravens	13-7 Bal.	71,088
11/20/11	Ravens	31-24 Bal.	71,320
01/01/12	Ravens	24-16 @ Cin.	63,439
09/10/12	Ravens	44-13 Bal.	71,064
12/30/12	Bengals	23-17 @ Cin.	61,565
11/10/13	Ravens	20-17 Bal. OT	70,992
12/29/13	Bengals	34-17 @ Cin.	62,406
09/07/14	Bengals	23-16 Bal.	70,925
10/26/14	Bengals	27-24 @ Cin.	55,711
09/27/15	Bengals	28-24 Bal.	70,970
01/03/16	Bengals	24-16 @ Cin.	57,254
11/27/16	Ravens	19-14 Bal.	70,903
01/01/17	Bengals	27-10 @ Cin.	54,944
09/10/17	Ravens	20-0 @ Cin.	55,254
12/31/17	Bengals	31-27 Bal.	70,507

### CLEVELAND BROWNS HEAD COACH HUE JACKSON

Ravens Lead Regular Season Series, 29-9  
Preseason Series, No Meetings



09/26/99	Ravens	17-10 Bal.	68,803
11/07/99	Ravens	41-9 @ Cle.	72,898
10/01/00	Ravens	12-0 @ Cle.	73,018

11/26/00	Ravens	44-7 Bal.	68,361
10/21/01	Browns	24-14 @ Cle.	72,818
11/18/01	Browns	27-17 Bal.	69,353
10/06/02	Ravens	26-21 @ Cle.	73,688
12/22/02	Browns	14-13 Bal.	69,348
09/14/03	Ravens	33-13 Bal.	69,473
12/21/03	Ravens	35-0 @ Cle.	72,548
09/12/04	Browns	20-3 @ Cle.	73,068
11/07/04	Ravens	27-13 Bal.	69,781
10/16/05	Ravens	16-3 Bal.	70,196
01/01/06	Browns	20-16 @ Cle.	69,871
09/24/06	Ravens	15-14 @ Cle.	72,474
12/17/06	Ravens	27-17 Bal.	70,857
09/30/07	Browns	27-13 @ Cle.	73,024
11/18/07	Browns	33-30 Bal. OT	71,055
09/21/08	Ravens	28-10 Bal.	71,104
11/02/08	Ravens	37-27 @ Cle.	73,078
09/27/09	Ravens	34-3 Bal.	70,950
11/16/09	Ravens	16-0 @ Cle.	69,023
09/26/10	Ravens	24-17 Bal.	71,119
12/26/10	Ravens	20-10 @ Cle.	65,028
12/04/11	Ravens	24-10 @ Cle.	63,648
12/24/11	Ravens	20-14 Bal.	71,083
09/27/12	Ravens	23-16 Bal.	70,944
11/04/12	Ravens	25-15 @ Cle.	65,449
09/15/13	Ravens	14-6 Bal.	71,098
11/03/13	Browns	24-18 @ Cle.	71,513
09/21/14	Ravens	23-21 @ Cle.	67,407
12/28/14	Ravens	20-10 Bal.	71,070
10/11/15	Browns	33-30 Bal. OT	71,046
11/30/15	Ravens	33-27 @ Cle.	64,380
09/18/16	Ravens	25-20 @ Cle.	67,431
11/10/16	Ravens	28-7 Bal.	70,921
09/17/17	Ravens	24-10 Bal.	70,605
12/17/17	Ravens	27-10 @ Cle.	56,434

### PITTSBURGH STEELERS HEAD COACH MIKE TOMLIN

Steelers Lead Regular Season Series, 24-20  
Preseason Series, No Meetings



09/08/96	Steelers	31-17 @ Pit.	57,241
12/01/96	Ravens	31-17 Bal.	51,822
10/05/97	Steelers	42-34 Bal.	64,421
11/09/97	Steelers	37-0 @ Pit.	56,669
09/06/98	Steelers	20-13 Bal.	68,847
10/18/98	Steelers	16-6 @ Pit.	58,620
09/19/99	Steelers	23-20 Bal.	68,965
12/12/99	Ravens	31-24 @ Pit.	46,715
09/03/00	Ravens	16-0 @ Pit.	55,049
10/29/00	Steelers	9-6 Bal.	69,405
11/04/01	Ravens	13-10 @ Pit.	62,906
12/16/01	Steelers	26-21 Bal.	69,506
10/27/02	Steelers	31-18 Bal.	69,638
12/29/02	Steelers	34-31 @ Pit.	61,961
09/07/03	Steelers	34-15 @ Pit.	63,157
12/28/03	Ravens	13-10 Bal. OT	70,001
09/19/04	Ravens	30-13 Bal.	69,859
12/26/04	Steelers	20-7 @ Pit.	64,227
10/31/05	Steelers	20-19 @ Pit.	64,178



# RAVENS VS. AFC OPPONENTS

## AFC NORTH CONT'D

11/20/05	Ravens	16-13 Bal. OT	70,601
11/26/06	Ravens	27-0 Bal.	70,946
12/24/06	Ravens	31-7 @ Pit.	63,224
11/05/07	Steelers	38-7 @ Pit.	63,457
12/30/07	Ravens	27-21 Bal.	71,353
09/29/08	Steelers	23-20 @ Pit. OT	64,038
12/14/08	Steelers	13-9 Bal.	71,502
11/29/09	Ravens	20-17 Bal. OT	71,314
12/27/09	Steelers	23-20 @ Pit.	64,068
10/03/10	Ravens	17-14 @ Pit.	64,729
12/05/10	Steelers	13-10 Bal.	71,418
09/11/11	Ravens	35-7 Bal.	71,434
11/06/11	Ravens	23-20 @ Pit.	64,851
11/18/12	Ravens	13-10 @ Pit.	63,446
12/02/12	Steelers	23-20 Bal.	71,442
10/20/13	Steelers	19-16 @ Pit.	62,295
11/28/13	Ravens	22-20 Bal.	71,005
09/11/14	Ravens	26-6 Bal.	71,181
11/02/14	Steelers	43-23 @ Pit.	63,971
10/01/15	Ravens	23-20 @ Pit. OT	63,929
12/27/15	Ravens	20-17 Bal.	71,261
11/06/16	Ravens	21-14 Bal.	71,286
12/25/16	Steelers	31-27 @ Pit.	66,276
10/01/17	Steelers	26-9 Bal.	71,126
12/10/17	Steelers	39-38 @ Pit.	60,069

### Steelers Lead Postseason Series, 3-1

01/20/02	Steelers	27-10 @ Pit.	63,976
		Divisional Playoff	
01/18/09	Steelers	23-14 @ Pit.	65,350
		AFC Championship	
01/15/11	Steelers	31-24 @ Pit.	64,879
		Divisional Playoff	
01/03/15	Ravens	30-17 @ Pit.	62,780
		Wild Card	

## AFC SOUTH

### HOUSTON TEXANS HEAD COACH BILL O'BRIEN

Ravens Lead Regular Season Series, 7-2

Preseason Series, No Meetings



12/15/02	Ravens	23-19 @ Hou.	70,108
12/04/05	Ravens	16-15 Bal.	69,909
11/09/08	Ravens	41-13 @ Hou.	70,552
12/13/10	Ravens	34-28 @ Hou. OT	71,413
10/16/11	Ravens	29-14 Bal.	71,154
10/21/12	Texans	43-13 @ Hou.	71,708
09/22/13	Ravens	30-9 Bal.	71,168
12/21/14	Texans	25-13 @ Hou.	71,771
11/27/17	Ravens	23-16 Bal.	70,357

### Ravens Lead Postseason Series, 1-0

01/15/12	Ravens	20-13 Bal.	71,547
		Divisional Playoff	

### INDIANAPOLIS COLTS HEAD COACH FRANK REICH

Colts Lead Regular Season Series, 8-4

Ravens Lead Preseason Series, 1-0



#### Preseason

08/20/16	Ravens	19-18 @ Ind.	65,327
----------	--------	--------------	--------

#### Regular Season

10/13/96	Colts	26-21 @ Ind.	56,978
11/29/98	Ravens	38-31 Bal.	68,898
12/02/01	Ravens	39-27 Bal.	69,382
10/13/02	Colts	22-20 @ Ind.	56,174
12/09/04	Colts	20-10 @ Ind.	57,240
09/11/05	Colts	24-7 Bal.	70,501
12/09/07	Colts	44-20 Bal.	70,513
10/12/08	Colts	31-3 @ Ind.	66,153
11/22/09	Colts	17-15 Bal.	71,320
12/11/11	Ravens	24-10 Bal.	71,187
10/05/14	Colts	20-13 @ Ind.	65,258
12/23/17	Ravens	23-16 Bal.	70,590

### Colts Lead Postseason Series, 2-1

01/13/07	Colts	15-6 Bal.	71,162
		Divisional Playoff	
01/16/10	Colts	20-3 @ Ind.	67,535
		Divisional Playoff	
01/06/13	Ravens	24-9 Bal.	71,379
		Wild Card Playoff	

### JACKSONVILLE JAGUARS HEAD COACH DOUG MARRONE

Jaguars Lead Regular Season Series, 12-9

Ravens Lead Preseason Series, 1-0



#### Preseason

08/23/12	Ravens	48-17 Bal.	70,502
----------	--------	------------	--------

#### Regular Season

11/10/96	Jaguars	30-27 @ Jax.	64,628
11/24/96	Jaguars	28-25 Bal. OT	57,384
08/31/97	Jaguars	28-27 Bal.	61,018
11/30/97	Jaguars	29-27 @ Jax.	63,712
09/20/98	Jaguars	24-10 @ Jax.	67,069
11/01/98	Jaguars	45-19 Bal.	68,915
11/14/99	Jaguars	6-3 @ Jax.	67,391
11/28/99	Jaguars	30-23 Bal.	68,428
09/10/00	Ravens	39-36 Bal.	68,843
10/08/00	Ravens	15-10 @ Jax.	65,194
10/28/01	Ravens	18-17 Bal.	69,439
11/25/01	Ravens	24-21 @ Jax.	53,530
10/20/02	Ravens	17-10 Bal.	69,173
11/02/03	Ravens	24-17 Bal.	69,486
11/13/05	Jaguars	30-3 @ Jax.	66,107
12/28/08	Ravens	27-7 Bal.	71,366
10/24/11	Jaguars	12-7 @ Jax.	62,976
12/14/14	Ravens	20-12 Bal.	70,801
11/15/15	Jaguars	22-20 Bal.	70,837
09/25/16	Ravens	19-17 @ Jax.	60,127
09/24/17	Jaguars	44-7 @ Jax. (London)	84,592

# RAVENS VS. AFC OPPONENTS

## AFC SOUTH CONT'D

### TENNESSEE TITANS HEAD COACH MIKE VRABEL

Titans Lead Regular Season Series, 10-9  
Preseason Series, No Meetings



09/15/96	Oilers	29-13 @ Hou.	20,082
12/22/96	Oilers	24-21 Bal.	52,704
09/21/97	Ravens	36-10 @ Ten.	17,737
12/14/97	Ravens	21-19 Bal.	60,558
10/11/98	Titans	12-8 Bal.	68,561
12/06/98	Titans	16-14 @ Ten.	31,124
10/10/99	Titans	14-11 @ Ten.	65,486
12/05/99	Ravens	41-14 Bal.	67,854
10/22/00	Titans	16-14 Bal.	68,490
11/12/00	Ravens	24-23 @ Ten.	69,200
10/07/01	Ravens	26-7 Bal.	69,494
11/12/01	Ravens	16-10 @ Ten.	68,798
11/24/02	Ravens	13-12 Bal.	69,365
09/18/05	Titans	25-10 @ Ten.	69,149
11/12/06	Ravens	27-26 @ Ten.	69,143
10/05/08	Titans	13-10 Bal.	71,131
09/18/11	Titans	26-13 @ Ten.	69,143
11/09/14	Ravens	21-7 Bal.	70,914
11/05/17	Titans	23-20 @ Ten.	67,322

#### Ravens Lead Postseason Series, 2-1

01/07/01	Ravens	24-10 @ Ten.	68,527
		Divisional Playoff	
01/03/04	Titans	20-17 Bal.	69,452
		Wild Card	
01/10/09	Ravens	13-10 @ Ten.	69,143
		Divisional Playoff	

## AFC EAST

### BUFFALO BILLS HEAD COACH SEAN McDERMOTT

Ravens Lead Regular Season Series, 4-3  
Preseason Series Tied, 2-2



<b>Preseason</b>			
08/23/96	Ravens	37-14 @ Buf.	51,905
08/22/97	Bills	31-28 Bal.	54,473
08/09/03	Bills	28-10 Bal.	68,550
08/26/17	Ravens	13-9 Bal.	70,229
<b>Regular Season</b>			
10/31/99	Bills	13-10 Bal.	68,673
10/24/04	Ravens	20-6 Bal.	69,809
12/31/06	Ravens	19-7 Bal.	70,913
10/21/07	Bills	19-14 @ Buf.	70,727
10/24/10	Ravens	37-34 Bal. OT	71,220
09/29/13	Bills	23-20 @ Buf.	68,296
09/11/16	Ravens	13-7 Bal.	71,104

### MIAMI DOLPHINS HEAD COACH ADAM GASE

Ravens Lead Regular Season Series, 7-6  
Ravens Lead Preseason Series, 1-0



<b>Preseason</b>			
08/17/17	Ravens	31-7 @ Mia.	64,464
<b>Regular Season</b>			
10/19/97	Dolphins	Bal.	24-13
			64,354
09/17/00	Dolphins	19-6 @ Mia.	73,464
11/17/02	Dolphins	26-7 @ Mia.	73,013
11/16/03	Dolphins	9-6 @ Mia. OT	73,333
01/02/05	Ravens	30-23 Bal.	69,843
12/16/07	Dolphins	22-16 @ Mia. OT	70,287
10/19/08	Ravens	27-13 @ Mia.	64,972
11/07/10	Ravens	26-10 Bal.	71,305
10/06/13	Ravens	26-23 @ Mia.	68,342
12/07/14	Ravens	28-13 @ Mia.	70,244
12/06/15	Dolphins	15-13 @ Mia.	64,519
12/04/16	Ravens	38-6 Bal.	70,916
10/26/17	Ravens	40-0 Bal.	70,408
<b>Ravens Lead Postseason Series, 2-0</b>			
01/13/02	Ravens	20-3 @ Mia.	72,251
		Wild Card	
01/04/09	Ravens	27-9 @ Mia.	74,240
		Wild Card	

### NEW ENGLAND PATRIOTS HEAD COACH BILL BELICHICK

Patriots Lead Regular Season Series, 8-1  
Ravens Lead Preseason Series, 1-0



<b>Preseason</b>			
08/07/08	Ravens	16-15 @ NE	68,756
<b>Regular Season</b>			
10/06/96	Patriots	46-38 Bal.	63,569
01/02/00	Patriots	20-3 @ NE	50,263
11/28/04	Patriots	24-3 @ NE	68,756
12/03/07	Patriots	27-24 Bal.	71,382
10/04/09	Patriots	27-21 @ NE	68,756
10/17/10	Patriots	23-20 @ NE OT	68,756
09/23/12	Ravens	31-30 Bal.	71,269
12/22/13	Patriots	41-7 Bal.	71,433
12/12/16	Patriots	30-23 @ NE	66,829
<b>Postseason Series Tied, 2-2</b>			
01/10/10	Ravens	33-14 @ NE	68,756
		Wild Card Playoff	
01/22/12	Patriots	23-20 @ NE	68,756
		AFC Championship	
01/20/13	Ravens	28-13 @ NE	68,756
		AFC Championship	
01/10/15	Patriots	35-31 @ NE	68,756
		Divisional Playoff	

**BALTIMORE  
RAVENS.COM**

# RAVENS VS. AFC/NFC OPPONENTS

## AFC EAST CONT'D

### NEW YORK JETS HEAD COACH TODD BOWLES

Ravens Lead Regular Season Series, 8-2  
Preseason Series Tied, 3-3



#### Preseason

08/08/97	Jets	39-29 @ NYJ	23,067
08/16/98	Ravens	33-0 @ NYJ	47,906
08/22/00	Ravens	10-0 Bal.	66,588
08/18/01	Jets	16-3 @ NYJ	76,406
08/15/02	Jets	34-16 Bal.	67,681
08/24/09	Ravens	24-23 Bal.	70,335

#### Regular Season

11/02/97	Jets	19-16 @ NYJ OT	59,524
09/13/98	Ravens	24-10 @ NYJ	70,063
12/24/00	Ravens	34-20 Bal.	69,184
11/14/04	Ravens	20-17 @ NYJ OT	77,826
10/02/05	Ravens	13-3 Bal.	70,479
09/16/07	Ravens	20-13 Bal.	71,246
09/13/10	Ravens	10-9 @ NYJ	78,127
10/02/11	Ravens	34-17 Bal.	71,247
11/24/13	Ravens	19-3 Bal.	71,148
10/23/16	Jets	24-16 @ NYJ	78,160

## AFC WEST

### DENVER BRONCOS HEAD COACH VANCE JOSEPH

Broncos Lead Regular Season Series, 6-5  
Preseason Series, No Meetings



10/20/96	Broncos	45-34 @ Den.	70,453
09/30/01	Ravens	20-13 @ Den.	75,082
09/30/02	Ravens	34-23 Bal.	69,638
10/26/03	Ravens	26-6 Bal.	69,721
12/11/05	Broncos	12-10 @ Den.	75,651
10/09/06	Broncos	13-3 @ Den.	76,355
11/01/09	Ravens	30-7 Bal.	71,132
10/10/10	Ravens	31-17 Bal.	71,246
12/16/12	Broncos	34-17 Bal.	71,317
09/05/13	Broncos	49-27 @ Den.	76,977
09/13/15	Broncos	19-13 @ Den.	76,798

#### Ravens Lead Postseason Series, 2-0

12/31/00	Ravens	21-3 Bal.	69,638
		Wild Card	
01/12/13	Ravens	38-35 @ Den. 2OT	76,732
		Divisional Playoff	

### KANSAS CITY CHIEFS HEAD COACH ANDY REID

Chiefs Lead Regular Season Series, 4-3  
Ravens Lead Preseason Series, 1-0



#### Preseason

08/19/11	Ravens	31-13 Bal.	70,690
----------	--------	------------	--------

#### Regular Season

10/21/99	Chiefs	35-8 Bal.	68,771
09/28/03	Chiefs	17-10 Bal.	69,459

10/04/04	Chiefs	27-24 Bal.	69,827
12/10/06	Ravens	20-10 @ KC	77,232
09/13/09	Ravens	38-24 Bal.	71,099
10/07/12	Ravens	9-6 @ KC	68,803
12/20/15	Chiefs	34-14 Bal.	70,791

#### Ravens Lead Postseason Series, 1-0

01/09/11	Ravens	30-7 @ KC	72,190
		Wild Card	

### OAKLAND RAIDERS HEAD COACH JON GRUDEN

Ravens Lead Regular Season Series, 7-3  
Preseason Series, No Meetings



09/01/96	Ravens	19-14 Bal.	64,124
11/08/98	Ravens	13-10 Bal.	69,037
12/14/03	Raiders	20-12 @ Oak.	45,398
09/17/06	Ravens	28-6 Bal.	70,744
10/26/08	Ravens	29-10 Bal.	71,254
01/03/10	Ravens	21-13 @ Oak.	38,400
11/11/12	Ravens	55-20 Bal.	71,339
09/20/15	Raiders	37-33 @ Oak.	53,500
10/02/16	Raiders	28-27 Bal.	71,152
10/08/17	Ravens	30-17 @ Oak.	54,980

#### Ravens Lead Postseason Series, 1-0

01/14/01	Ravens	16-3 @ Oak.	62,784
		AFC Championship	

### LOS ANGELES CHARGERS HEAD COACH ANTHONY LYNN

Ravens Lead Regular Season Series, 6-5  
Preseason Series, No Meetings



09/28/97	Chargers	21-17 @ SD	54,094
11/15/98	Chargers	14-13 @ SD	54,388
12/10/00	Ravens	24-3 Bal.	68,805
09/21/03	Ravens	24-10 @ SD	52,028
10/01/06	Ravens	16-13 Bal.	70,743
11/25/07	Chargers	32-14 @ SD	63,337
09/20/09	Ravens	31-26 @ SD	66,882
12/18/11	Chargers	34-14 @ SD	67,242
11/25/12	Ravens	16-13 @ SD OT	57,882
11/30/14	Chargers	34-33 Bal.	71,060
11/01/15	Ravens	29-26 Bal.	70,829

## NFC NORTH

### CHICAGO BEARS HEAD COACH MATT NAGY

Bears Lead Regular Season Series, 4-2  
Ravens Lead Preseason Series, 1-0



#### Preseason

08/08/98	Ravens	19-14 @ Chi.	65,938
----------	--------	--------------	--------

#### Regular Season

12/20/98	Bears	24-3 @ Chi.	40,853
09/09/01	Ravens	17-6 Bal.	69,365
10/23/05	Bears	10-6 @ Chi.	62,102
12/20/09	Ravens	31-7 Bal.	71,011
11/17/13	Bears	23-20 @ Chi. OT	62,367
10/15/17	Bears	27-24 OT Bal.	70,616



# RAVENS VS. NFC OPPONENTS

## NFC NORTH CONT'D

### DETROIT LIONS

#### HEAD COACH MATT PATRICIA

Ravens Lead Regular Season Series, 4-1

Ravens Lead Preseason Series, 3-1



#### Preseason

08/09/02	Ravens	12-6 Bal.	67,421
08/28/04	Ravens	17-6 Bal.	69,552
08/17/12	Lions	27-12 Bal.	70,567
08/27/16	Ravens	30-9 Bal.	70,473

#### Regular Season

12/27/98	Ravens	19-10 Bal.	68,045
10/09/05	Lions	35-17 @ Det.	61,201
12/13/09	Ravens	48-3 Bal.	70,673
12/16/13	Ravens	18-16 @ Det.	64,742
12/03/17	Ravens	44-20 Bal.	70,500

### GREEN BAY PACKERS

#### HEAD COACH MIKE MCCARTHY

Packers Lead Regular Season Series, 4-2

Packers Lead Preseason Series, 1-0



#### Preseason

08/17/96	Packers	17-15 Bal.	62,025
----------	---------	------------	--------

#### Regular Season

10/25/98	Packers	28-10 @ GB	59,860
10/14/01	Packers	31-23 @ GB	59,866
12/19/05	Ravens	48-3 Bal.	70,604
12/07/09	Packers	27-14 @ GB	70,286
10/13/13	Packers	19-17 Bal.	71,319
11/19/17	Ravens	23-0 @ GB	77,945

### MINNESOTA VIKINGS

#### HEAD COACH MIKE ZIMMER

Regular Season Series Tied, 3-3

Vikings Lead Preseason Series, 2-0



#### Preseason

08/25/06	Vikings	30-7 @ Min.	63,257
08/16/08	Vikings	23-15 Bal.	70,585

#### Regular Season

12/13/98	Vikings	38-28 Bal.	69,074
01/07/02	Ravens	19-3 Bal.	69,465
12/25/05	Ravens	30-23 Bal.	70,246
10/18/09	Vikings	33-31 @ Min.	63,689
12/08/13	Ravens	29-26 Bal.	70,921
10/22/17	Vikings	24-16 @ Min.	66,751

## NFC SOUTH

### ATLANTA FALCONS

#### HEAD COACH DAN QUINN

Ravens Lead Regular Season Series, 3-2

Ravens Lead Preseason Series, 7-4



#### Preseason

08/21/99	Ravens	19-6 @ Atl.	44,843
08/16/03	Ravens	13-10 @ Atl.	68,237

08/12/04	Ravens	24-0 Bal.	69,299
08/13/05	Falcons	16-3 @ Atl.	67,123
08/31/07	Falcons	13-10 @ Atl.	71,377
08/28/08	Falcons	10-9 Bal.	70,149
09/03/09	Ravens	20-3 @ Atl.	66,610
09/01/11	Ravens	21-7 @ Atl.	61,216
08/09/12	Ravens	31-17 @ Atl.	68,449
08/15/13	Ravens	27-23 Bal.	70,527
09/03/15	Falcons	20-19 @ Atl.	67,393

#### Regular Season

10/03/99	Ravens	19-13 OT @ Atl.	50,712
11/03/02	Falcons	20-17 @ Atl.	68,532
11/19/06	Ravens	24-10 Bal.	70,790
11/11/10	Falcons	26-21 @ Atl.	68,474
10/19/14	Ravens	29-7 Bal.	71,184

### CAROLINA PANTHERS

#### HEAD COACH RON RIVERA

Panthers Lead Regular Season Series, 3-2

Ravens Lead Preseason Series, 5-2



#### Preseason

08/28/99	Ravens	28-24 Bal.	66,247
08/18/00	Ravens	24-13 @ Car.	72,551
08/23/01	Panthers	20-17 Bal.	66,619
08/29/09	Ravens	17-13 @ Car.	71,045
08/12/10	Ravens	17-12 Bal.	70,579
08/22/13	Panthers	34-27 Bal.	70,554
08/11/16	Ravens	22-19 Bal.	70,682

#### Regular Season

12/15/96	Panthers	27-16 @ Car.	70,075
09/08/02	Panthers	10-7 @ Car.	70,386
10/15/06	Panthers	23-21 Bal.	70,762
11/21/10	Ravens	37-13 @ Car.	73,021
09/28/14	Ravens	38-10 Bal.	71,218

### NEW ORLEANS SAINTS

#### HEAD COACH SEAN PAYTON

Ravens Lead Regular Season Series, 5-1

Ravens Lead Preseason Series, 5-0



#### Preseason

08/26/05	Ravens	21-6 @ NO.	44,485
08/28/14	Ravens	22-13 @ NO.	73,004
08/13/15	Ravens	30-27 Bal.	70,501
09/01/16	Ravens	23-14 @ NO.	73,001
08/31/17	Ravens	14-13 @ NO.	73,097

#### Regular Season

09/29/96	Ravens	17-10 Bal.	61,063
12/19/99	Ravens	31-8 Bal.	67,597
12/08/02	Saints	37-25 Bal.	69,334
10/29/06	Ravens	35-22 @ NO.	69,152
12/19/10	Ravens	30-24 Bal.	71,432
11/24/14	Ravens	34-27 @ NO.	73,373

# RAVENS VS. NFC OPPONENTS

## NFC SOUTH CONT'D

### TAMPA BAY BUCCANEERS HEAD COACH DIRK KOETTER

Ravens Lead Regular Season Series, 3-2  
Ravens Lead Preseason Series, 1-0



<b>Preseason</b>			
08/08/13	Ravens	44-16 @ TB	47,599
<b>Regular Season</b>			
12/29/01	Bucs	22-10 @ TB	65,619
09/15/02	Bucs	25-0 Bal.	69,304
09/10/06	Ravens	27-0 @ TB	65,087
11/28/10	Ravens	17-10 Bal.	70,989
10/12/14	Ravens	48-17 @ TB	60,041

## NFC EAST

### DALLAS COWBOYS HEAD COACH JASON GARRETT

Ravens Lead Regular Season Series, 4-1  
Ravens Lead Preseason Series, 1-0



<b>Preseason</b>			
08/16/14	Ravens	37-30 @ Dal.	77,624
<b>Regular Season</b>			
11/19/00	Ravens	27-0 Bal.	69,416
11/21/04	Ravens	30-10 Bal.	69,924
12/20/08	Ravens	33-24 @ Dal.	63,800
10/14/12	Ravens	31-29 Bal.	71,384
11/20/16	Cowboys	27-17 @ Dal.	93,056

### NEW YORK GIANTS HEAD COACH PAT SHURMUR

Ravens Lead Regular Season Series, 3-2  
Ravens Lead Preseason Series, 7-5



<b>Preseason</b>			
08/10/96	Ravens	37-27 @ NYG	39,799
08/02/97	Giants	21-20 Bal.	53,268
08/28/98	Ravens	14-6 @ NYG	48,754
09/03/99	Ravens	28-24 Bal.	60,092
08/25/00	Ravens	24-17 @ NYG	76,527
08/31/01	Ravens	38-9 Bal.	66,197
08/29/02	Giants	13-0 @ NYG	76,572
08/28/03	Giants	30-24 Bal.	68,169
09/02/04	Ravens	27-17 @ NYG	75,498
08/11/06	Giants	17-16 Bal.	70,249
08/19/07	Giants	13-12 Bal.	70,754
08/28/10	Ravens	24-10 Bal.	70,742
<b>Regular Season</b>			
09/14/97	Ravens	24-23 @ NYG	69,768
12/12/04	Ravens	37-14 Bal.	69,856
11/16/08	Giants	30-10 @ NYG	78,849
12/23/12	Ravens	33-14 Bal.	71,470
10/16/16	Giants	27-23 @ NYG	78,487

**Ravens Lead Postseason Series, 1-0**  
01/28/01 Ravens 34-7 @ NYG ..... 71,921  
Super Bowl XXXV (Tampa, FL)

### PHILADELPHIA EAGLES HEAD COACH DOUG PEDERSON

Regular Season Series Tied, 2-2-1  
Ravens Lead Preseason Series, 7-5



<b>Preseason</b>			
08/03/96	Ravens	17-9 Bal.	63,804
08/16/97	Eagles	24-13 @ Phi.	60,939
08/24/98	Ravens	23-6 Bal.	65,970
08/12/99	Ravens	10-7 @ Phi.	43,552
08/05/00	Ravens	16-13 Bal.	65,459
08/13/01	Game Cancelled / Field Conditions		
08/23/02	Ravens	13-12 Bal.	58,443
08/20/04	Eagles	26-17 @ Phi.	67,218
08/20/05	Eagles	20-14 Bal.	70,303
08/17/06	Ravens	20-10 Bal.	70,255
08/13/07	Ravens	29-3 Bal.	72,994
08/11/11	Eagles	13-6 @ Phi.	69,144
08/22/15	Eagles	40-17 @ Phi.	69,596
<b>Regular Season</b>			
11/16/97	Tie	10-10 Bal. OT	63,546
10/31/04	Eagles	15-10 @ Phi.	67,715
11/23/08	Ravens	36-7 Bal.	71,379
09/16/12	Eagles	24-23 @ Phi.	69,144
12/18/16	Ravens	27-26 Bal.	71,223

### WASHINGTON REDSKINS HEAD COACH JAY GRUDEN

Regular Season Series Tied, 3-3  
Ravens Lead Preseason Series, 7-3



<b>Preseason</b>			
08/23/03	Redskins	24-3 @ Was.	70,460
09/01/05	Ravens	26-20 Bal. OT	69,885
08/31/06	Ravens	17-10 @ Was.	60,326
08/25/07*	Redskins	13-7 @ Was.	60,080
08/13/09	Ravens	23-0 Bal.	70,723
08/21/10	Ravens	23-3 @ Was.	72,994
08/25/11	Ravens	34-31 Bal.	70,631
08/23/14	Ravens	23-17 Bal.	70,876
08/29/15	Redskins	31-13 Bal.	70,932
08/10/17	Ravens	23-3 Bal.	70,469

\*Game Terminated (3rd Qtr. / Weather Conditions)

<b>Regular Season</b>			
10/26/97	Ravens	20-17 @ Was.	75,067
10/15/00	Redskins	10-3 @ Was.	83,252
10/10/04	Ravens	17-10 @ Was.	90,287
12/07/08	Ravens	24-10 Bal.	71,438
12/09/12	Redskins	31-28 @ Was. OT	81,178
10/09/16	Redskins	16-10 Bal.	71,318



# RAVENS VS. NFC OPPONENTS

## NFC WEST

### ARIZONA CARDINALS HEAD COACH STEVE WILKS

Ravens Lead Regular Season Series, 4-2  
Preseason Series, No Meetings



11/28/97	Cardinals	16-13 Bal.	53,976
12/17/00	Ravens	13-7 @ Ari.	37,452
10/12/03	Ravens	26-18 @ Ari.	24,193
09/23/07	Ravens	26-23 Bal.	71,372
10/30/11	Ravens	30-27 Bal.	71,022
10/26/15	Cardinals	26-18 @ Ari.	64,722

### LOS ANGELES RAMS HEAD COACH SEAN MCVAY

Ravens Lead Regular Season Series, 4-2  
Rams Lead Preseason Series, 4-0



#### Preseason

08/23/08	Rams	24-10 @ STL	60,862
09/02/10	Rams	27-21 @ STL	42,327
08/30/12	Rams	31-17 @ STL	53,371
08/29/13	Rams	24-21 @ STL	53,364

#### Regular Season

10/27/96	Ravens	37-31 Bal. OT	60,256
09/12/99	Rams	27-10 @ STL	62,100
11/09/03	Rams	33-22 @ STL	66,085
10/14/07	Ravens	22-3 Bal.	71,175
09/25/11	Ravens	37-7 @ STL	56,289
11/22/15	Ravens	16-13 Bal.	71,105

### SAN FRANCISCO 49ERS HEAD COACH KYLE SHANAHAN

Ravens Lead Regular Season Series, 3-2  
Ravens Lead Preseason Series, 1-0



#### Preseason

08/07/14	Ravens	23-3 Bal.	70,529
----------	--------	-----------	--------

#### Regular Season

11/17/96	49ers	38-20 @ SF	51,596
11/30/03	Ravens	44-6 Bal.	69,549
10/07/07	Ravens	9-7 @ SF	67,885
11/24/11	Ravens	16-6 Bal.	71,345
10/18/15	49ers	25-20 @ SF	70,799

#### Ravens Lead Postseason Series, 1-0

02/03/13	Ravens	34-31 vs. SF	71,024
----------	--------	--------------	--------

Super Bowl XLVII (New Orleans, LA)

### SEATTLE SEAHAWKS HEAD COACH PETE CARROLL

Seahawks Lead Regular Season Series, 3-2  
Preseason Series, No Meetings



12/07/97	Ravens	31-24 Bal.	54,395
11/23/03	Ravens	44-41 Bal. OT	69,477
12/23/07	Seahawks	27-6 @ Sea.	68,164
11/13/11	Seahawks	22-17 @ Sea.	66,522
12/13/15	Seahawks	35-6 Bal.	71,179

## RAVENS LARGEST CROWDS

The Ravens played in Memorial Stadium from 1996-97 and PSINet Stadium from 1998-2001. In 2002, the facility was known as Ravens Stadium. In 2003, the stadium was re-named M&T Bank Stadium. (The stadium's capacity was increased in 2007 to 71,008 from previous marks of 70,107 and 69,084.)

#### HOME

01/15/12	71,547	vs. Houston Texans (Div.)
12/14/08	71,502	vs. Pittsburgh Steelers
12/23/12	71,470	vs. New York Giants
12/02/12	71,442	vs. Pittsburgh Steelers
12/07/08	71,438	vs. Washington Redskins
09/11/11	71,434	vs. Pittsburgh Steelers
12/22/13	71,433	vs. New England Patriots
12/19/10	71,432	vs. New Orleans Saints
12/05/10	71,418	vs. Pittsburgh Steelers
10/14/12	71,384	vs. Dallas Cowboys

#### AWAY

11/20/16	93,056	@ Dallas Cowboys
10/10/04	90,287	@ Washington Redskins
09/24/17	84,592	@ Jacksonville (London)
10/15/00	83,252	@ Washington Redskins
12/09/12	81,178	@ Washington Redskins
11/16/08	78,849	@ New York Giants
10/16/16	78,487	@ New York Giants
09/13/10	78,127	@ New York Jets
11/19/17	77,945	@ Green Bay Packers
11/14/04	77,826	@ New York Jets

## FRIGID AT THE BANK

On Dec. 31, 2017 vs. Cincinnati, it was 19 degrees (felt like 7 with wind chill) at kickoff, marking the coldest home game in Ravens history. The previous record was 22 degrees (5 wind chill) on 12/31/00 vs. Denver in a Wild Card playoff.

#### COLDEST HOME GAMES IN RAVENS HISTORY

Date	Opponent	Kickoff Temp.	Wind Chill
12/31/17	Cincinnati	19	7
12/31/00	Denver (WC)	22	5
12/07/08	Washington	29	12
12/19/05	Green Bay	29	19
1/15/12	Houston (Div.)	31	24





# 1996 STATISTICS

## RESULTS AND ATTENDANCE

### WON 4, LOST 12

Date	Result	Time	Opponent	Attendance
09/01	W	19-14	Oakland	64,124
09/08	L	17-31	at Pittsburgh	57,241
09/15	L	13-29	at Houston	20,082
09/22			Bye Week	
09/29	W	17-10	New Orleans	61,063
10/06	L	38-46	New England	63,569
10/13	L	21-26	at Indianapolis	56,978
10/20	L	34-45	at Denver	70,453
10/27	W	37-31 (OT)	St. Louis	60,256
11/03	L	21-24	Cincinnati	60,743
11/10	L	27-30	at Jacksonville	64,628
11/17	L	20-38	at San Francisco	51,596
11/24	L	25-28 (OT)	Jacksonville	57,384
12/01	W	31-17	Pittsburgh	51,822
12/08	L	14-21	at Cincinnati	43,022
12/15	L	16-27	at Carolina	70,075
12/22	L	21-24	Houston	52,704

## TEAM STATISTICS

### TOTAL FIRST DOWNS

Rushing	108
Passing	208
Penalty	22
3rd Down: Made/Att	88/201
3rd Down Pct.	43.8
4th Down: Made/Att	4/10
4th Down Pct.	40.0

### TOTAL NET YARDS

Avg. Per Game	357.7
Total Plays	1024
Avg. Per Play	5.6

### NET YARDS RUSHING

Avg. Per Game	109.1
Total Rushes	416

### NET YARDS PASSING

Avg. Per Game	248.6
Sacked/Yards Lost	38/296
Gross Yards	4274
Att./Completions	570/335
Completion Pct.	58.8
Had Intercepted	20

### PUNTS/AVERAGE

NET PUNTING AVG.	37.8
------------------	------

### PENALTIES/YARDS

FUMBLES/BALL LOST	23/13
-------------------	-------

### TOUCHDOWNS

Rushing	10
Passing	34
Returns	1

## SCORE BY PERIODS

RAVENS	1	2	3	4	OT	PTS
RAVENS	70	129	64	102	6	371
Opponents	88	128	92	130	3	441

## SCORING

	R	P	KR	DR	PAT	FG	2R	2P	S	TP
Stover	0	0	0	0	34/35	19/25	0	0	0	91
Jackson	0	14	0	0	0/0	0/0	0	2	0	88
Alexander	0	9	0	0	0/0	0/0	0	1	0	56
Byner	4	1	0	0	0/0	0/0	0	0	0	30
Morris	4	1	0	0	0/0	0/0	0	0	0	30
Testaverde	2	0	0	0	0/0	0/0	1	0	0	14
Turner	0	2	0	0	0/0	0/0	0	0	0	12
Arvie	0	1	0	0	0/0	0/0	0	0	0	6
Caldwell	0	0	0	1	0/0	0/0	0	0	0	6
Green	0	1	0	0	0/0	0/0	0	0	0	6
Jones	0	1	0	0	0/0	0/0	0	0	0	6
Kinchen	0	1	0	0	0/0	0/0	0	0	0	6
Lewis	0	1	0	0	0/0	0/0	0	0	0	6
Ogden	0	1	0	0	0/0	0/0	0	0	0	6
Williams	0	1	0	0	0/0	0/0	0	0	0	6
Gardner	0	0	0	0	0/0	0/0	1	0	0	2
<b>RAVENS</b>	<b>10</b>	<b>34</b>	<b>0</b>	<b>1</b>	<b>34/35</b>	<b>19/25</b>	<b>2</b>	<b>3</b>	<b>0</b>	<b>371</b>
<b>Opponents</b>	<b>18</b>	<b>27</b>	<b>0</b>	<b>5</b>	<b>41/41</b>	<b>28/31</b>	<b>3</b>	<b>4</b>	<b>1</b>	<b>441</b>

## 2-PT. CONVERSIONS: RAVENS 5-9; Opponents 7-9

**SACKS:** Caldwell 4.5, Pleasant 4.0, Croel 3.0, Burnett 3.0, Williams 3.0, Thompson 3.0, Goad 3.0, Lewis 2.5, Fortune 1.0, Jones 1.0, Lyle 1.0, Brady 0.5, Footman 0.5, **RAVENS 30.0; Opponents: 38.0**

## PASSING

	ATT	COMP	YARDS	COMP%	YDS/ATT	TD	TD%	INT	INT%	LG	SACK/LOST	RATING
Testaverde	549	325	4177	59.2	7.61	33	6.0	19	3.5	86t	34/270	88.7
Zeier	21	10	97	47.6	4.62	1	4.8	1	4.8	15	4/26	57.0
<b>RAVENS</b>	<b>570</b>	<b>335</b>	<b>4274</b>	<b>58.8</b>	<b>7.50</b>	<b>34</b>	<b>6.0</b>	<b>20</b>	<b>3.5</b>	<b>86t</b>	<b>38/296</b>	<b>87.6</b>
<b>Opponents</b>	<b>537</b>	<b>350</b>	<b>4115</b>	<b>65.2</b>	<b>7.66</b>	<b>27</b>	<b>5.0</b>	<b>15</b>	<b>2.8</b>	<b>55</b>	<b>30/146</b>	<b>93.4</b>

## RUSHING

	NO	YDS	AVG	LG	TD
Morris	172	737	4.3	19	4
Byner	159	634	4.0	22	4
Testaverde	34	188	5.5	42	2
Gardner	26	108	4.2	19	0
Hoard	15	61	4.1	10	0
Turner	2	12	6.0	6	0
Zeier	2	8	4.0	5	0
Hunter	1	0	0.0	0	0
Montgomery	1	0	0.0	0	0
Alexander	3	0	0.0	12	0
Lewis	1	-3	-3.0	-3	0
<b>RAVENS</b>	<b>416</b>	<b>1745</b>	<b>4.2</b>	<b>42</b>	<b>10</b>
<b>Opponents</b>	<b>508</b>	<b>1920</b>	<b>3.8</b>	<b>71t</b>	<b>18</b>

## RECEIVING

	NO	YDS	AVG	LG	TD
Jackson	76	1201	15.8	86t	14
Alexander	62	1099	17.7	64t	9
Kinchen	55	581	10.6	29	1
Turner	38	461	12.1	27t	2
Byner	30	270	9.0	40	1
Morris	25	242	9.7	52t	1
Green	15	150	10.0	23	1
Williams	13	85	6.5	19	1
Gardner	7	28	4.0	7	0
Lewis	5	78	15.6	24	1
Ethridge	2	24	12.0	15	0
Bishop	2	22	11.0	13	0
Hunter	1	25	25.0	25	0
Hoard	1	4	4.0	4	0
Jones	1	2	2.0	2t	1
Ogden	1	1	1.0	1t	1
Arvie	1	1	1.0	1t	1
<b>RAVENS</b>	<b>335</b>	<b>4274</b>	<b>12.8</b>	<b>86t</b>	<b>34</b>
<b>Opponents</b>	<b>350</b>	<b>4115</b>	<b>11.8</b>	<b>55</b>	<b>27</b>

## INTERCEPTIONS

	NO	YDS	AVG	LG	TD
Langham	5	59	11.8	28	0
Turner	5	1	0.2	1	0
Caldwell	1	45	45.0	45t	1
Adams	1	16	16.0	16	0
Croel	1	16	16.0	16	0
Moore	1	10	10.0	10	0
Lewis	1	0	0.0	0	0
<b>RAVENS</b>	<b>15</b>	<b>147</b>	<b>9.8</b>	<b>45t</b>	<b>1</b>
<b>Opponents</b>	<b>20</b>	<b>349</b>	<b>17.5</b>	<b>68t</b>	<b>3</b>

## PUNTING

	NO	YDS	AVG	TB	IN	LG	BLK
Montgomery	68	2980	43.8	5	23	67	1
Team	1	0	0.0	0	0	0	0
<b>RAVENS</b>	<b>69</b>	<b>2980</b>	<b>43.2</b>	<b>5</b>	<b>23</b>	<b>67</b>	<b>1</b>
<b>Opponents</b>	<b>68</b>	<b>2881</b>	<b>42.4</b>	<b>5</b>	<b>27</b>	<b>64</b>	<b>0</b>

## PUNT RETURNS

	RET	FC	YDS	AVG	LG	TD
Lewis	36	13	339	9.4	46	0
Alexander	1	0	15	15.0	15	0
Ethridge	1	0	3	3.0	3	0
Hunter	0	1	0	-	0	0
<b>RAVENS</b>	<b>38</b>	<b>14</b>	<b>357</b>	<b>9.4</b>	<b>46</b>	<b>0</b>
<b>Opponents</b>	<b>27</b>	<b>14</b>	<b>273</b>	<b>10.1</b>	<b>47</b>	<b>0</b>

## KICKOFF RETURNS

	NO	YDS	AVG	LG	TD
Lewis	41	883	21.5	44	0
Baldwin	20	405	20.3	34	0
Hunter	9	178	19.8	29	0
Ethridge	8	171	21.4	29	0
Byner	4	61	15.3	19	0
Kinchen	1	19	19.0	19	0
Alexander	1	13	13.0	13	0
Morris	1	3	3.0	3	0
Isaia	1	2	2.0	2	0
Frederick	0	-1	0.0	-1	0
<b>RAVENS</b>	<b>86</b>	<b>1734</b>	<b>20.2</b>	<b>44</b>	<b>0</b>
<b>Opponents</b>	<b>70</b>	<b>1402</b>	<b>20.0</b>	<b>51</b>	<b>0</b>

## FIELD GOALS

	1-19	20-29	30-39	40-49	50+
Stover	0/0	8/8	5/6	5/10	1/1
<b>RAVENS</b>	<b>0/0</b>	<b>8/8</b>	<b>5/6</b>	<b>5/10</b>	<b>1/1</b>
<b>Opponents</b>	<b>0/0</b>	<b>11/11</b>	<b>10/11</b>	<b>5/7</b>	<b>2/2</b>

**Stover:** (25,37); (29); (); (38,48SH,49WL); (); (); (45,33); (43WL,50,32WL); (); (21,21); (43,25); (21,29,41,33,49WR); (40); (45SH); (37,46,25); ()

**Opponents:** (); (35); (41,44); (23,38WL); (22,35,50); (27,30); (34); (50,38,36); (41,49,34); (23,33,24); (27); (29,41WL,34); (22); (49SH,23,26); (29,44); (37)

# 1996 STATISTICS

## DEFENSIVE

PLAYER	FROM COACHES VIDEO								
	TT	SOLO	AS	SACKS	YDS	PD	FR	FF	INT
Lewis, Ray	142	104	38	2.5	8.5	6	0	0	1
Turner, Eric	112	80	32	0.0	0.0	15	0	0	5
Moore, Stevon	108	78	30	0.0	0.0	5	1	0	1
Croel, Mike	81	56	25	3.0	11.0	1	0	2	1
Caldwell, Mike	76	49	27	4.5	35.5	3	0	1	1
Brady, Donny	66	53	13	0.5	4.5	10	1	0	0
Jones, James	59	37	22	1.0	5.0	3	0	1	0
Langham, Antonio	47	39	8	0.0	0.0	21	0	0	5
Goganious, Keith	47	33	14	0.0	0.0	0	0	0	0
Sutter, Ed	46	25	21	0.0	0.0	2	0	0	0
Williams, Jerrol	43	30	13	3.0	8.0	0	1	2	0
Goad, Tim	42	29	13	3.0	19.0	1	0	0	0
Frederick, Mike	37	23	14	0.0	0.0	1	0	0	0
Pleasant, Anthony	33	28	5	4.0	23.0	1	1	0	0
Footman, Dan	32	22	10	0.5	1.5	1	0	2	0
Adams, Vashone	29	23	6	0.0	0.0	4	0	0	1
Burnett, Rob	29	20	9	3.0	17.0	0	0	1	0
Jenkins, Deron	24	19	5	0.0	0.0	2	1	1	0
Booth, Issac	18	15	3	0.0	0.0	6	0	0	0
Fortune, Elliott	16	11	5	1.0	4.0	0	0	0	0
Thompson, Bennie	15	10	5	3.0	5.0	2	0	0	0
Lyle, Rick	12	7	5	1.0	4.0	0	0	0	0
Brew, Dorian	4	4	0	0.0	0.0	0	0	0	0
Turner, Floyd	0	0	0	0.0	0.0	0	0	1	0
Powell, Craig	0	0	0	0.0	0.0	0	0	0	0

## SPECIAL TEAMS

PLAYER	FROM COACHES VIDEO					
	TT	SOLO	AS	FR	FF	BK
Thompson, Bennie	15	10	5	0	0	0
Gardner, Carwell	13	8	5	0	0	0
Sutter, Ed	11	8	3	1	0	0
Adams, Vashone	11	6	5	0	0	0
Jenkins, Deron	10	7	3	0	2	0
Goganious, Keith	10	6	4	0	0	0
Powell, Craig	8	7	1	0	0	0
Langham, Antonio	7	4	3	0	1	0
Clark, Sedic	6	5	1	0	0	0
Kinchen, Brian	6	3	3	0	0	0
Booth, Issac	5	4	1	0	0	0
Daniels, Dexter	5	3	2	0	0	0
Williams, Jerrol	5	2	3	0	0	0
Byner, Earnest	4	4	0	0	0	0
Dowden, Corey	4	2	2	0	0	0
Brady, Donny	3	3	0	0	0	0
Brew, Dorian	3	2	1	0	0	0
Ethridge, Ray	2	2	0	1	0	0
Lewis, Jermaine	2	2	0	0	0	0
Baldwin, Randy	2	2	0	0	0	0
Hartley, Frank	2	1	1	0	0	0
Stover, Matt	1	1	0	0	0	0
Lewis, Ray	1	1	0	0	0	0
Moore, Stevon	1	0	1	0	0	0

## TOP THREE

SOLO	SACKS	FF	FR	PD
104 Ray Lewis	4.5 Mike Caldwell	2 Mike Croel	1 5 players tied	21 Antonio Langham
80 Eric Turner	4 Anthony Pleasant	2 Dan Footman		15 Eric Turner
78 Stevon Moore	5 3 players tied	2 Jerrol Williams		10 Donny Brady

## USUAL STARTERS

OFFENSE		DEFENSE	
WR1 81 Michael Jackson	LDE 90 Rob Burnett	NT 97 James Jones	
WR2 82 Derrick Alexander	NT 97 James Jones	RDE 99 Anthony Pleasant	
LT 66 Tony Jones	RDE 99 Anthony Pleasant	LOLB 51 Mike Croel	
LG 75 Jonathan Ogden	LOLB 51 Mike Croel	LILB 52 Ray Lewis	
C 61 Steve Everitt	LILB 52 Ray Lewis	RILB 56 Mike Caldwell	
63 Wally Williams	RILB 56 Mike Caldwell	ROLB 57 Jerrol Williams	
RG 69 Jeff Blackshear	ROLB 57 Jerrol Williams	50 Keith Goganious	
63 Wally Williams	50 Keith Goganious	LCB 38 Antonio Langham	
RT 77 Orlando Brown	LCB 38 Antonio Langham	RCB 24 Donny Brady	
TE 88 Brian Kinchen	RCB 24 Donny Brady	SS 27 Stevon Moore	
QB 12 Vinny Testaverde	SS 27 Stevon Moore	FS 29 Eric Turner	
RB 33 Bam Morris	FS 29 Eric Turner		
21 Earnest Byner			
FB 35 Carwell Gardner			

## COACHES

**Ted Marchbroda**, Head Coach; **Kirk Ferentz**, Assistant Head Coach; **Offense**; **Marvin Lewis**, Defensive Coordinator; **Maxie Baughan**, Linebackers; **Jacob Burney**, Defensive Line; **Pat Hill**, Tight Ends/Offensive Line; **Al Lavan**, Running Backs; **Scott O'Brien**, Special Teams; **Alvin Reynolds**, Secondary; **Mike Sheppard**, Wide Receivers; **Jerry Simmons**, Strength and Conditioning; **Don Stock**, Quarterbacks; **Eric Mangini**, Quality Control/Offense; **Jim Schwartz**, Quality Control/Defense; **John Settle**, Quality Control/Special Teams

## RAVENS HONOR ROLL

**Pro Bowl**: S Eric Turner (2nd alternate, started); QB Vinny Testaverde (3rd QB)

**All-Pro**: LG Jonathan Ogden (SI, The Dallas Morning News)

**Ravens Roost Unsung Hero**: RB Earnest Byner

**Ravens Roost Extra Effort Award**: TE Brian Kinchen

**Ed Block Courage Award**: DE Anthony Pleasant

## SEASON TRENDS

Record	4-12	Trailing at Halftime	2-8
vs. AFC Central	1-7	Leading After 3 Quarters	2-4
vs. AFC	2-10	Trailing After 3 Quarters	2-8
vs. NFC	2-2	Winning Coin Toss	2-6
Home	4-4	Losing Coin Toss	2-6
Away	0-8	Decided by 7 Points or Less	3-6
On Grass	4-8	Decided by 3 Points or Less	0-4
Artificial Turf	0-4	When Scoring First	3-5
Outdoors	4-10	When Not Scoring First	1-7
Indoors	0-2	Overtime	1-1
Leading at Halftime	2-4	Preseason	3-1

# 1997 STATISTICS

## RESULTS AND ATTENDANCE

### WON 6, LOST 9, TIED 1

08/31	L	27-28	Jacksonville	61,018
09/07	W	23-10	Cincinnati	52,968
09/14	W	24-23	at New York	69,768
09/21	W	36-10	at Tennessee	17,737
09/28	L	17-21	at San Diego	54,094
10/05	L	34-42	Pittsburgh	64,421
10/12			Bye Week	
10/19	L	13-24	Miami	64,354
10/26	W	20-17	at Washington	75,067
11/02	L	16-19 (OT)	at New York Jets	77,716
11/09	L	0-37	at Pittsburgh	56,669
11/16	T	10-10 (OT)	Philadelphia	63,546
11/23	L	13-16	Arizona	53,976
11/30	L	27-29	at Jacksonville	63,712
12/07	W	31-24	Seattle	54,395
12/14	W	21-19	Tennessee	60,558
12/21	L	14-16	at Cincinnati	50,917

## TEAM STATISTICS

	RAVENS	OPPONENT
<b>TOTAL FIRST DOWNS</b>	<b>292</b>	<b>306</b>
Rushing	99	101
Passing	176	180
Penalty	17	25
3rd Down: Made/Att	82/227	94/233
3rd Down Pct.	36.1	40.3
4th Down: Made/Att	12/21	7/14
4th Down Pct.	57.1	50.0
<b>TOTAL NET YARDS</b>	<b>5291</b>	<b>5363</b>
Avg. Per Game	330.7	335.2
Total Plays	1043	1068
Avg. Per Play	5.1	5.0
<b>NET YARDS RUSHING</b>	<b>1589</b>	<b>1690</b>
Avg. Per Game	99.3	105.6
Total Rushes	420	470
<b>NET YARDS PASSING</b>	<b>3702</b>	<b>3673</b>
Avg. Per Game	231.4	229.6
Sacked/Yards Lost	37/227	42/293
Gross Yards	3929	3966
Att./Completions	586/338	556/332
Completion Pct.	57.7	59.7
Had Intercepted	16	17
<b>PUNTS/AVERAGE</b>	<b>83/42.7</b>	<b>82/44.0</b>
<b>NET PUNTING AVG.</b>	<b>36.6</b>	<b>35.5</b>
<b>PENALTIES/YARDS</b>	<b>101/777</b>	<b>106/822</b>
<b>FUMBLES/BALL LOST</b>	<b>37/11</b>	<b>23/11</b>
<b>TOUCHDOWNS</b>	<b>35</b>	<b>39</b>
Rushing	7	17
Passing	25	20
Returns	3	2

## SCORE BY PERIODS

	1	2	3	4	OT	PTS
<b>RAVENS</b>	<b>67</b>	<b>98</b>	<b>58</b>	<b>103</b>	<b>0</b>	<b>326</b>
<b>Opponents</b>	<b>89</b>	<b>92</b>	<b>81</b>	<b>80</b>	<b>3</b>	<b>345</b>

## SCORING

	R	P	KR	DR	PAT	FG	2R	2P	S	TP
Stover	0	0	0	0	32/32	26/34	0	0	0	110
Alexander	0	9	0	0	0/0	0/0	0	0	0	54
Lewis	0	6	2	0	0/0	0/0	0	0	0	48
Green	0	5	0	0	0/0	0/0	0	0	0	30
Jackson	0	4	0	0	0/0	0/0	0	1	0	26
Morris	4	0	0	0	0/0	0/0	0	0	0	24
Graham	2	0	0	0	0/0	0/0	0	0	0	12
Cotton	1	0	0	0	0/0	0/0	0	0	0	6
Kinchen	0	1	0	0	0/0	0/0	0	0	0	6
Langham	0	0	0	1	0/0	0/0	0	0	0	6
Byner	0	0	0	0	0/0	0/0	0	1	0	2
Team Stat	0	0	0	0	0/0	0/0	0	0	1	2
<b>RAVENS</b>	<b>7</b>	<b>25</b>	<b>2</b>	<b>1</b>	<b>32/32</b>	<b>26/34</b>	<b>0</b>	<b>2</b>	<b>1</b>	<b>326</b>
<b>Opponents</b>	<b>17</b>	<b>20</b>	<b>1</b>	<b>1</b>	<b>33/35</b>	<b>24/34</b>	<b>1</b>	<b>1</b>	<b>1</b>	<b>345</b>

## 2-PT. CONVERSIONS: RAVENS 2-3; OPPONENTS 2-4

**SACKS:** Boulware 11.5, McCrary 9.0, Jones 6.0, Burnett 4.0, Lewis 4.0, Sharper 3.0, Washington 2.0, Herring 1.0, Langham 1.0, Brown 0.5  
**RAVENS 42.0; Opponents: 37.0**

PASSING	ATT	COMP	YARDS	COMP%	YDS/ATT
Testaverde	470	271	2971	57.7	6.32
Zeier	116	67	958	57.8	8.26
<b>RAVENS</b>	<b>586</b>	<b>338</b>	<b>3929</b>	<b>57.7</b>	<b>6.70</b>
<b>Opponents</b>	<b>556</b>	<b>332</b>	<b>3966</b>	<b>59.7</b>	<b>7.13</b>

## RUSHING

	NO	YDS	AVG	LG	TD
Morris	204	774	3.8	25	4
Byner	84	313	3.7	19	0
Graham	81	299	3.7	19	2
Testaverde	34	138	4.1	16	0
Lewis	3	35	11.7	24	0
Zeier	10	17	1.7	12	0
Montgomery	1	11	11.0	11	0
Cotton	2	2	1.0	11	1
Alexander	1	0	0.0	0	0
<b>RAVENS</b>	<b>420</b>	<b>1589</b>	<b>3.8</b>	<b>25</b>	<b>7</b>
<b>Opponents</b>	<b>470</b>	<b>1690</b>	<b>3.6</b>	<b>74t</b>	<b>17</b>

## RECEIVING

	NO	YDS	AVG	LG	TD
Jackson	69	918	13.3	54t	4
Alexander	65	1009	15.5	92	9
Green	65	601	9.2	37t	5
Lewis	42	648	15.4	42t	6
Morris	29	176	6.1	15	0
Byner	21	128	6.1	17	0
Yarborough	16	183	11.4	26	0
Graham	12	51	4.3	19	0
Kinchen	11	95	8.6	24t	1
Roe	7	124	17.7	29	0
Testaverde	1	-4	-4.0	-4	0
<b>RAVENS</b>	<b>338</b>	<b>3929</b>	<b>11.6</b>	<b>92</b>	<b>25</b>
<b>Opponents</b>	<b>332</b>	<b>3966</b>	<b>11.9</b>	<b>77</b>	<b>20</b>

## INTERCEPTIONS

	NO	YDS	AVG	LG	TD
Moore	4	56	14.0	38	0
Daniel	3	60	20.0	43	0
Langham	3	40	13.3	40t	1
Staten	2	12	6.0	9	0
Brown	1	21	21.0	21	0
Lewis	1	18	18.0	18	0
Jones	1	15	15.0	15	0
Jenkins	1	15	15.0	15	0
Sharper	1	4	4.0	0	0
<b>RAVENS</b>	<b>17</b>	<b>241</b>	<b>14.2</b>	<b>43</b>	<b>1</b>
<b>Opponents</b>	<b>16</b>	<b>118</b>	<b>7.4</b>	<b>42</b>	<b>0</b>

## PUNTING

	NO	YDS	AVG	TB	IN	LG	BLK
Montgomery	83	3540	42.7	2	24	60	0
<b>RAVENS</b>	<b>83</b>	<b>3540</b>	<b>42.7</b>	<b>2</b>	<b>24</b>	<b>60</b>	<b>0</b>
<b>Opponents</b>	<b>82</b>	<b>3611</b>	<b>44.0</b>	<b>7</b>	<b>24</b>	<b>63</b>	<b>0</b>

## PUNT RETURNS

	RET	FC	YDS	AVG	LG	TD
Lewis	28	13	437	15.6	89t	2
Roe	8	0	72	9.0	14	0
Ethridge	5	1	21	4.2	16	0
Alexander	1	0	34	34.0	34	0
<b>RAVENS</b>	<b>42</b>	<b>14</b>	<b>564</b>	<b>13.4</b>	<b>89t</b>	<b>2</b>
<b>Opponents</b>	<b>53</b>	<b>11</b>	<b>460</b>	<b>8.7</b>	<b>60</b>	<b>0</b>

## KICKOFF RETURNS

	NO	YDS	AVG	LG	TD
Lewis	41	905	22.1	51	0
Roe	9	189	21.0	33	0
Graham	6	115	19.2	24	0
Brew	5	88	17.6	24	0
Singleton	4	64	16.0	19	0
Ethridge	2	37	18.5	22	0
Morris	1	23	23.0	23	0
Holmes	1	14	14.0	14	0
McCloud	1	0	0.0	0	0
Byner	1	0	0.0	0	0
<b>RAVENS</b>	<b>71</b>	<b>1435</b>	<b>20.2</b>	<b>51</b>	<b>0</b>
<b>Opponents</b>	<b>59</b>	<b>1323</b>	<b>22.4</b>	<b>97t</b>	<b>0</b>

## FIELD GOALS

	1-19	20-29	30-39	40-49	50+
Stover	0/0	8/9	12/12	6/11	0/2
<b>RAVENS</b>	<b>0/0</b>	<b>8/9</b>	<b>12/12</b>	<b>6/11</b>	<b>0/2</b>
<b>Opponents</b>	<b>0/0</b>	<b>10/10</b>	<b>6/6</b>	<b>7/16</b>	<b>1/2</b>

**Stover:** (33,25);(37,32,41);(37);(38,46WL,42,49,34,36); (47,35,28);(34); (38,23);(48SH,34,28);(41,22,24);();(23,53WR);(46,34);();(24,45WR,42 WR);(50BL,27BL); (44WR)

**Opponents:** (43WL);(46,51WL,43WL,46BL);(41WR,27,41WR);(45, 41WR); (49WL);();(23);(26);(47WR,28,33,31,37);(52,22,39);(33,40 WL);(22,27,43); (41,42,31,29,22); (); (25,40); (44)

PASSING	ATT	COMP	YARDS	COMP%	YDS/ATT	TD	TD%	INT	INT%	LG	SACK/LOST	RATING
Testaverde	470	271	2971	57.7	6.32	18	3.8	15	3.2	54t	20/129	75.9
Zeier	116	67	958	57.8	8.26	7	6.0	1	0.9	92	17/98	101.1
<b>RAVENS</b>	<b>586</b>	<b>338</b>	<b>3929</b>	<b>57.7</b>	<b>6.70</b>	<b>25</b>	<b>4.3</b>	<b>16</b>	<b>2.7</b>	<b>92</b>	<b>37/227</b>	<b>80.9</b>
<b>Opponents</b>	<b>556</b>	<b>332</b>	<b>3966</b>	<b>59.7</b>	<b>7.13</b>	<b>20</b>	<b>3.6</b>	<b>17</b>	<b>3.1</b>	<b>77t</b>	<b>42/293</b>	<b>80.8</b>



# 1997 STATISTICS

## DEFENSIVE

FROM COACHES VIDEO										
PLAYER	TT	SOLO	AS	SACKS	YDS	PD	FR	FF	INT	
Lewis, Ray	210	163	47	4.0	27.0	9	0	1	1	
Moore, Stevon	86	63	23	0.0	0.0	9	0	2	4	
McCrary, Micheal	80	59	21	9.0	70.5	2	2	0	0	
Sharper, Jamie	79	57	22	3.0	24.0	3	0	1	1	
Jones, James	75	50	25	6.0	44.0	1	1	3	0	
Boulware, Peter	66	42	24	11.5	70.5	0	0	1	0	
Burnett, Rob	59	40	19	4.0	36.0	1	1	1	0	
Langham, Antonio	51	41	10	1.0	0.0	14	0	1	3	
Herring, Kim	51	34	17	1.0	4.0	1	0	1	0	
Jenkins, DeRon	44	40	4	0.0	0.0	7	1	0	1	
Siragusa, Tony	44	30	14	0.0	0.0	2	1	0	0	
Jones, Rondell	40	32	8	0.0	0.0	4	1	0	1	
Webster, Larry	34	25	9	0.0	0.0	0	0	0	0	
Brady, Donny	33	29	4	0.0	0.0	7	1	0	0	
Staten, Ralph	30	22	8	0.0	0.0	6	0	0	2	
Washington, Keith	24	17	7	2.0	16.0	1	0	1	0	
Brown, Cornell	17	12	5	0.5	1.0	2	0	2	1	
Daniel, Eugene	17	9	8	0.0	0.0	7	0	0	3	
Frederick, Mike	10	8	2	0.0	0.0	1	1	0	0	
McCloud, Tyrus	9	5	4	0.0	0.0	1	0	0	0	
Ward, Chris	3	3	0	0.0	0.0	0	0	0	0	
Thompson, Bennie	3	3	0	0.0	0.0	1	0	0	0	
Brew, Dorian	3	2	1	0.0	0.0	0	0	0	0	
Williams, John	2	2	0	0.0	0.0	2	0	0	0	
Taylor, Leland	1	0	1	0.0	0.0	0	0	0	0	

## SPECIAL TEAMS

FROM COACHES VIDEO						
PLAYER	TT	SOLO	AS	FR	FF	BK
Brady, Donny	19	17	2	0	0	0
Thompson, Bennie	18	18	0	2	1	0
Herring, Kim	10	9	1	1	0	0
Vinson, Tony	9	9	0	0	0	0
McCloud, Tyrus	9	7	2	1	0	0
Brown, Cornell	8	8	0	0	0	0
Williams, John	7	7	0	0	0	0
Washington, Keith	5	5	0	0	0	0
Jenkins, DeRon	5	4	1	0	0	0
Kinchen, Brian	4	3	1	0	1	0
Moore, Stevon	3	3	0	0	0	0
Byner, Earnest	2	2	0	2	0	0
Graham, Jay	2	2	0	1	0	0
Sharper, Jamie	2	2	0	0	0	0
Langham, Antonio	2	2	0	0	0	0
Holmes, Priest	2	2	0	0	0	0
Jones, Rondell	2	1	1	0	0	1
Brew, Dorian	1	1	0	0	0	0
Peters, Tyrell	1	1	0	0	0	0
Montgomery, Greg	1	1	0	0	0	0
Ethridge, Ray	1	1	0	0	0	0
Stover, Matt	1	1	0	0	0	0
Cotton, Kenyon	1	0	1	0	0	0
Staten, Ralph	1	0	1	0	0	0
Ofofiele, A.J.	1	0	1	0	0	0
Burnett, Rob	0	0	0	0	0	1

## TOP THREE

SOLO	SACKS	FF	FR	PD
163 Ray Lewis	11.5 Peter Boulware	3 James Jones	2 Michael McCrary	14 Antonio Langham
63 Stevon Moore	9.0 Michael McCrary	2 Cornell Brown	1 7 players tied	9 Ray Lewis
59 Michael McCrary	6.0 James Jones	2 Stevon Moore		9 Stevon Moore

## USUAL STARTERS

OFFENSE		DEFENSE	
WR1	81 Michael Jackson	LDE	90 Rob Burnett
WR2	82 Derrick Alexander	LDT	97 James Jones
LT	75 Jonathan Ogden	RDT	98 Tony Siragusa
LG	65 Ben Cavil	RDE	99 Michael McCrary
	62 Leo Goeas	LLB	58 Peter Boulware
C	63 Wally Williams	MLB	52 Ray Lewis
	67 Quentin Neujahr	RLB	55 Jamie Sharper
RG	69 Jeff Blackshear	LCB	38 Antonio Langham
RT	77 Orlando Brown	RCB	25 DeRon Jenkins
TE	86 Eric Green		30 Eugene Daniel
QB	12 Vinny Testaverde	SS	27 Stevon Moore
WR3	84 Jermaine Lewis	FS	31 Rondell Jones
RB	33 Bam Morris		20 Kim Herring

## COACHES

**Ted Marchbroda**, Head Coach; **Kirk Ferentz**, Assistant Head Coach-Offense; **Marvin Lewis**, Defensive Coordinator; **Maxie Baughan**, Linebackers; **Jacob Burney**, Defensive Line; **Al Lavan**, Running Backs; **Scott O'Brien**, Special Teams; **Alvin Reynolds**, Secondary; **Richard Mann**, Wide Receivers; **Jerry Simmons**, Strength and Conditioning; **Don Strook**, Quarterbacks; **Ken Whisenhunt**, Tight Ends; **Lester Erb**, Quality Control/Offense; **Jim Schwartz**, Quality Control/Defense; **John Settle**, Quality Control/Special Teams

## RAVENS HONOR ROLL

**NFL Defensive Rookie of the Year:** LB Peter Boulware  
**Pro Bowl:** OT Jonathan Ogden (starter), Ray Lewis (1st alternate, played in game)  
**All-Pro:** OT Jonathan Ogden (SI, TSN, PFW, CPFW, FD), LB Ray Lewis (SI, CPFW)  
**Ravens Roost Unsung Hero:** S Stevon Moore  
**Ravens Roost Extra Effort Award:** S Bennie Thompson  
**Ed Block Courage Award:** OL Wally Williams

## SEASON TRENDS

Record	6-9-1	Leading After 3 Quarters	4-3-1
vs. AFC Central	3-5	Trailing After 3 Quarters	1-6
vs. AFC	4-8	Winning Coin Toss	2-4
vs. NFC	2-1-1	Losing Coin Toss	4-5-1
Home	3-4-1	Decided by 8 Points or less	4-7
Away	3-5	Decided by 3 Points or less	3-5-1
On Grass	5-6-1	When Scoring First	4-3-1
Artificial Turf	1-3	When Not Scoring First	2-6
Outdoors	6-9-1	Overtime	0-1-1
Indoors	0-0	Preseason	0-4
Leading at Halftime	4-1-1	When Allowing a 100-Yard Rusher	1-3
Tied at Halftime	1-1	When Allowing a 100-Yard Receiver	1-6
Trailing at Halftime	1-7	When Not Allowing a 100-Yard Rusher	5-6-1
Tied After 3 Quarters	1-0	When Not Allowing a 100-Yard Receiver	5-3-1

# 1998 STATISTICS

## RESULTS AND ATTENDANCE

### WON 6, LOST 10

09/06	L	13-20	Pittsburgh	68,847
09/13	W	24-10	at New York Jets	70,063
09/20	L	10-24	at Jacksonville	67,069
09/27	W	31-24	Cincinnati	68,154
10/04			Bye Week	
10/11	L	8-12	Tennessee	68,561
10/18	L	6-16	at Pittsburgh	58,620
10/25	L	10-28	at Green Bay	59,860
11/01	L	19-45	Jacksonville	68,915
11/08	W	13-10	Oakland	69,037
11/15	L	13-14	at San Diego	54,388
11/22	W	20-13	at Cincinnati	52,571
11/29	W	38-31	Indianapolis	68,898
12/06	L	14-16	at Tennessee	31,124
12/13	L	28-38	Minnesota	69,074
12/20	L	3-24	at Chicago	40,853
12/27	W	19-10	Detroit	68,045

## TEAM STATISTICS

### TOTAL FIRST DOWNS

Rushing	86
Passing	140
Penalty	17
3rd Down: Made/Att	64/207
3rd Down Pct.	30.9
4th Down: Made/Att	6/15
4th Down Pct.	40.0

### TOTAL NET YARDS

Avg. Per Game	281.1
Total Plays	926
Avg. Per Play	4.9

### NET YARDS RUSHING

Avg. Per Game	101.8
Total Rushes	408

### NET YARDS PASSING

Avg. Per Game	179.3
Sacked/Yards Lost	41/283
Gross Yards	3152
Att./Completions	477/272
Completion Pct.	57.0
Had Intercepted	15

### PUNTS/AVERAGE

NET PUNTING AVG.	38.3
------------------	------

### PENALTIES/YARDS

FUMBLES/BALL LOST	31/15
-------------------	-------

### TOUCHDOWNS

Rushing	7
Passing	16
Returns	6

## SCORE BY PERIODS

	1	2	3	4	OT	PTS
RAVENS	79	63	41	86	0	269
Opponents	96	104	85	50	0	335

## SCORING

	R	P	KR	DR	PAT	FG	2R	2P	S	TP
Stover	0	0	0	0	24/24	21/28	0	0	0	87
Lewis	0	6	2	0	0/0	0/0	0	0	0	48
Holmes	7	0	0	0	0/0	0/0	0	0	0	42
Turner	0	5	0	0	0/0	0/0	0	2	0	34
Johnson	0	1	1	0	0/0	0/0	0	0	0	12
Potts	0	2	0	0	0/0	0/0	0	0	0	12
Woodson	0	0	0	2	0/0	0/0	0	0	0	12
Green	0	1	0	0	0/0	0/0	0	0	0	6
Harris	0	0	1	0	0/0	0/0	0	0	0	6
Roe	0	1	0	0	0/0	0/0	0	0	0	6
Burnett	0	0	0	0	0/0	0/0	0	0	1	2
Stat	0	0	0	0	0/0	0/0	0	0	1	2
RAVENS	7	16	4	2	24/24	21/28	0	2	2	269
Opponents	12	20	3	2	35/35	26/30	0	0	0	335

## 2-PT. CONVERSIONS: RAVENS 2-5; OPPONENTS 0-2

**SACKS:** McCrary 14.5, Boulware 8.5, Jones 5.5, Lewis 3.0, Burnett 2.5, Brady 1.0, Harris 1.0, Sharper 1.0, Staten 1.0, Washington 1.0  
**RAVENS 39.0; Opponents: 41.0**

## PASSING

	ATT	COMP	YARDS	COMP%	YDS/ATT	TD	TD%	INT	INT%	LG	SACK/LOST	RATING
Harbaugh	293	164	1839	56.0	6.28	12	4.1	11	3.8	66t	23/145	72.9
Zeier	181	107	1312	59.1	7.25	4	2.2	3	1.7	73t	18/138	82.0
Richardson	2	1	1	50.0	0.50	0	0.0	0	0.0	1	0/0	56.3
Holmes	1	0	0	0.0	0.00	0	0.0	1	100.0	0	0/0	0.0
RAVENS	477	272	3152	57.0	6.61	16	3.4	15	3.1	73t	41/283	75.2
Opponents	539	316	3878	58.6	7.19	20	3.7	17	3.2	78t	39/286	80.1

## RUSHING

	NO	YDS	AVG	LG	TD
Holmes	233	1008	4.3	56	7
Rhett	44	180	4.1	46	0
Harbaugh	40	172	4.3	15	0
Potts	36	115	3.2	33	0
Graham	35	109	3.1	12	0
Lewis	5	20	4.0	9	0
Zeier	11	17	1.5	7	0
Cotton	2	8	4.0	7	0
Mitchell	1	0	0.0	0	0
Richardson, W.	1	0	0.0	0	0
Richardson, K.	1	0	0.0	0	0
RAVENS	408	1629	4.0	56	7
Opponents	472	1705	3.6	68t	12

## RECEIVING

	NO	YDS	AVG	LG	TD
Holmes	43	260	6.0	25	0
Lewis	41	784	19.1	73t	6
Jackson	38	477	12.6	53	0
Green	34	422	12.4	56	1
Turner	32	512	16.0	66t	5
Potts	30	168	5.6	18	2
Kinchen	13	110	8.5	24	0
Johnson	12	159	13.3	35	1
Rhett	11	65	5.9	16	0
Roe	8	115	14.4	27	1
Graham	5	41	8.2	14	0
Yarborough	4	39	9.8	18	0
Atkins	1	0	0.0	0	0
RAVENS	272	3152	11.6	73t	16
Opponents	316	3878	12.3	78t	20

## INTERCEPTIONS

	NO	YDS	AVG	LG	TD
Woodson	6	108	18.0	60t	2
Starks	5	3	0.6	2	0
Staten	3	25	8.3	14	0
Lewis	2	25	12.5	26	0
Jenkins	1	0	0.0	0	0
RAVENS	17	161	9.5	60t	2
Opponents	15	148	9.9	43	0

## PUNTING

	NO	YDS	AVG	TB	IN	LG	BLK
Montgomery	83	3540	42.7	2	24	60	0
RAVENS	83	3540	42.7	2	24	60	0
Opponents	82	3611	44.0	7	24	63	0

## PUNT RETURNS

	RET	FC	YDS	AVG	LG	TD
Lewis	32	10	405	12.7	87t	2
Roe	9	2	87	9.7	19	0
Thompson	1	0	43	43.0	43	0
Johnson	1	0	6	6.0	6	0
RAVENS	43	12	541	12.6	87t	2
Opponents	40	24	284	7.1	71t	1

## KICKOFF RETURNS

	NO	YDS	AVG	LG	TD
Harris	35	965	27.6	95t	1
Johnson	16	399	24.9	97t	1
Lewis	6	145	24.2	37	0
Graham	3	52	17.3	22	0
Roe	2	40	20.0	27	0
Cotton	2	33	16.5	18	0
Kinchen	2	33	16.5	21	0
Holmes	2	30	15.0	19	0
Potts	1	3	3.0	3	0
RAVENS	69	1700	24.6	97t	2
Opponents	57	1168	20.5	97t	2

## FIELD GOALS

	1-19	20-29	30-39	40-49	50+
Stover	0/0	6/6	5/5	10/17	0/0
RAVENS	0/0	6/6	5/5	10/17	0/0
Opponents	0/0	8/9	6/6	11/12	1/3

**Stover:** (41,42WR,42WL,45WL,25);(29,44WR);(25);(46); (21,45);(41,40); (38,45WL);();(41WL,30,30);(42,42);(34,23); (43,48,47);();(45BL,27);(30)

**Opponents:** (27,49);(60SH,20);(34,25BL);(48);(26,42WL,29);(41,42,40); ();(33);(23);();(40,34);(53,52BL);(48,48,34); (43,31,45,24,46,20);(20);(39)

# 1998 STATISTICS

## DEFENSIVE

FROM COACHES VIDEO

PLAYER	TT	SOLO	AS	SACKS	YDS	PD	FR	FF	INT
Lewis, Ray	154	119	35	3.0	14.0	10	0	1	2
McCrary, Michael	102	68	34	14.5	124.0	1	0	1	0
Moore, Stevon	96	70	26	0.0	0.0	5	0	0	0
Woodson, Rod	84	74	10	0.0	0.0	23	0	0	6
Sharper, Jamie	84	49	35	1.0	14.0	3	0	0	0
Boulware, Peter	83	41	42	8.5	49.5	6	1	0	0
Jones, James	75	43	32	5.5	41.0	1	1	1	0
Burnett, Rob	70	46	24	2.5	24.5	0	1	0	0
Siragusa, Tony	68	40	28	0.0	0.0	2	1	1	0
Harris, Corey	54	43	11	1.0	8.0	1	0	1	0
Starks, Duane	50	43	7	0.0	0.0	19	0	2	5
Jenkins, DeRon	42	38	4	0.0	0.0	17	0	0	1
Staten, Ralph	35	27	8	1.0	3.0	8	0	0	3
McCloud, Tyrus	26	20	6	0.0	0.0	1	0	0	0
Herring, Kim	23	18	5	0.0	0.0	1	0	0	0
Washington, Keith	15	12	3	1.0	7.0	1	0	0	0
Webster, Larry	15	9	6	0.0	0.0	0	0	0	0
Olsavsky, Jerry	13	9	4	0.0	0.0	0	0	1	0
Brown, Cornell	10	6	4	0.0	0.0	0	0	0	0
Brady, Donny	4	3	1	1.0	8.0	0	0	0	0
Dalton, Lional	4	2	2	0.0	0.0	0	0	1	0
Frederick, Mike	2	2	0	0.0	0.0	0	0	0	0
Peters, Tyrell	1	0	1	0.0	0.0	0	0	0	0
Williams, John	0	0	0	0.0	0.0	1	0	0	0

## SPECIAL TEAMS

FROM COACHES VIDEO

PLAYER	TT	SOLO	AS	FR	FF	BK
Thompson, Bennie	22	15	7	0	0	0
Williams, John	20	15	5	1	0	0
Brady, Donny	14	9	5	0	0	0
Brown, Cornell	11	9	2	0	1	0
Olsavsky, Jerry	8	4	4	0	0	0
Kopp, Jeff	7	5	2	0	0	0
Peters, Tyrell	7	4	3	0	0	0
Starks, Duane	6	6	0	0	0	0
Harris, Corey	6	5	1	0	1	0
Washington, Keith	6	5	1	0	0	0
Kinchen, Brian	6	3	3	0	0	0
Holmes, Priest	5	2	3	0	0	0
Herring, Kim	3	2	1	0	0	0
Staten, Ralph	3	2	1	0	0	0
Stover, Matt	2	2	0	0	0	0
Sharper, Jamie	1	1	0	0	0	0
McCloud, Tyrus	1	1	0	0	0	0
LeBel, Harper	1	1	0	0	0	0
Richardson, Kyle	1	1	0	0	0	0
Yarborough, Ryan	1	1	0	0	0	0
Rhett, Errict	1	1	0	0	0	0
Cotton, Kenyon	1	0	1	0	0	0
Woodson, Rod	0	0	0	0	0	2

## TOP THREE

SOLO	SACKS	FF	FR	PD
119 Ray Lewis	14.5 Michael McCrary	2 Duane Starks	1 4 players tied	23 Rod Woodson
74 Rod Woodson	8.5 Peter Boulware	1 7 players tied		19 Duane Starks
70 Stevon Moore	5.5 James Jones			17 DeRon Jenkins

## USUAL STARTERS

OFFENSE		DEFENSE	
WR1	81 Michael Jackson	LDE	90 Rob Burnett
WR2	84 Jermaine Lewis	LDT	97 James Jones
LT	75 Jonathan Ogden	RDT	98 Tony Siragusa
LG	63 Wally Williams	RDE	99 Michael McCrary
	65 Ben Cavit	LLB	58 Peter Boulware
C	60 Jeff Mitchell	MLB	52 Ray Lewis
	63 Wally Williams	RLB	55 Jamie Sharper
RG	69 Jeff Blackshear	LCB	26 Rod Woodson
RT	77 Orlando Brown	RCB	25 DeRon Jenkins
TE	86 Eric Green		22 Duane Starks
QB	4 Jim Harbaugh	SS	27 Stevon Moore
RB	33 Priest Holmes	FS	20 Kim Herring
FB	42 Roosevelt Potts		45 Corey Harris

## COACHES

**Ted Marchibroda**, Head Coach; **Kirk Ferentz**, Assistant Head Coach-  
 Offense; **Marvin Lewis**, Defensive Coordinator; **Maxie Baughan**,  
 Linebackers; **Jacob Burney**, Defensive Line; **Al Lavan**, Running Backs;  
**Scott O'Brien**, Special Teams; **Alvin Reynolds**, Secondary; **Richard  
 Mann**, Wide Receivers; **Jerry Simmons**, Strength and Conditioning;  
**Don Strock**, Quarterbacks; **Ken Whisenhunt**, Tight Ends; **Lester Erb**,  
 Quality Control/Offense; **Jim Schwartz**, Quality Control/Defense; **Darrin  
 Simmons**, Quality Control/Special Teams

## RAVENS HONOR ROLL

**Pro Bowl:** OT Jonathan Ogden (starter); DE Michael McCrary (starter); LB Ray Lewis (2nd team); WR/PR Jermaine Lewis (selected as returner);  
 S Bennie Thompson (selected as special teams performer), LB Peter Boulware (needs player)  
**All-Pro:** WR Jermaine Lewis (AP, TSN); LB Ray Lewis (SI, TSN, USA, AP-2nd team); DE Michael McCrary (SI, TSN); OT Jonathan Ogden  
 (SI, CPFW, AP-2nd team), S Bennie Thompson (PFW special teams)  
**Quarterback Club MVP:** WR/RS Jermaine Lewis  
**Ravens Roost Unsung Hero:** OG Jeff Blackshear  
**Ravens Roost Extra Effort Award:** DE Michael McCrary  
**Ed Block Courage Award:** S Stevon Moore

## SEASON TRENDS

Record	6-10	Winning Coin Toss	3-6
vs. AFC Central	2-6	Losing Coin Toss	3-4
vs. AFC	5-7	Decided by 8 Points or less	3-4
vs. NFC	1-3	Decided by 3 Points or less	1-2
Home	4-4	When Scoring First	5-2
Away	2-6	When Not Scoring First	1-8
On Grass	4-8	Overtime	0-0
Artificial Turf	2-2	Preseason	4-0
Outdoors	6-10	With a 100-Yard Rusher	4-0
Indoors	0-0	With a 100-Yard Receiver	1-3
Leading at Halftime	5-1	Without a 100-yard Rusher	2-10
Tied at Halftime	0-2	Without a 100-yard Receiver	5-7
Trailing at Halftime	1-7	When Allowing a 100-Yard Rusher	2-3
Tied After 3 Quarters	0-0	When Allowing a 100-Yard Receiver	4-2
Leading After 3 Quarters	5-1	When Not Allowing a 100-Yard Rusher	4-7
Trailing After 3 Quarters	1-9	When Not Allowing a 100-Yard Receiver	2-8



# 1999 STATISTICS

## RESULTS AND ATTENDANCE

### WON 8, LOST 8

09/12	L	10-27	at St. Louis	62,100
09/19	L	20-23	Pittsburgh	68,965
09/26	W	17-10	Cleveland	68,803
10/03	W	19-13 (OT)	at Atlanta	50,712
10/10	L	11-14	at Tennessee	65,486
10/17			Bye Week	
10/21	L	8-35	Kansas City	68,771
10/31	L	10-13	Buffalo	68,673
11/07	W	41-9	at Cleveland	72,898
11/14	L	3-6	at Jacksonville	67,391
11/21	W	34-31	at Cincinnati	43,279
11/28	L	23-30	Jacksonville	68,428
12/05	W	41-14	Tennessee	67,854
12/12	W	31-24	at Pittsburgh	46,715
12/19	W	31-8	New Orleans	67,597
12/26	W	22-0	Cincinnati	68,036
01/02	L	3-20	at New England	50,263

## TEAM STATISTICS

### TOTAL FIRST DOWNS

	RAVENS	OPPONENT
Rushing	87	70
Passing	148	158
Penalty	24	32
3rd Down: Made/Att	65/229	86/252
3rd Down Pct.	28.4	34.1
4th Down: Made/Att	3/11	7/15
4th Down Pct.	27.3	46.7

### TOTAL NET YARDS

	RAVENS	OPPONENT
Avg. Per Game	298.6	263.9
Total Plays	1033	1040
Avg. Per Play	4.6	4.1

### NET YARDS RUSHING

	RAVENS	OPPONENT
Avg. Per Game	109.6	76.9
Total Rushes	431	392

### NET YARDS PASSING

	RAVENS	OPPONENT
Avg. Per Game	189.0	186.9
Sacked/Yards Lost	56/336	49/291
Gross Yards	3360	3282
Att./Completions	546/270	599/328
Completion Pct.	49.5	54.8
Had Intercepted	20	21

### PUNTS/AVERAGE

	RAVENS	OPPONENT
NET PUNTING AVG.	104/35.5	115/36.9

### PENALTIES/YARDS

	RAVENS	OPPONENT
	125/1010	122/1118

### FUMBLES/BALL LOST

	RAVENS	OPPONENT
	24/11	25/10

### TOUCHDOWNS

	RAVENS	OPPONENT
Rushing	9	6
Passing	21	20
Returns	4	5

### SCORE BY PERIODS

	1	2	3	4	OT	PTS
RAVENS	64	84	85	85	6	324
Opponents	47	71	51	108	0	277

### SCORING

	TD	RU	PA	RT	K/PAT	FG	S	PTS
Stover	0	0	0	0	32/32	28/33	0	116
Rhett	7	5	2	0	0	0	0	42
Ismail	6	0	6	0	0	0	0	36
Armour	4	0	4	0	0	0	0	24
Case	3	3	0	0	0	0	0	18
Johnson	3	0	3	0	0	0	0	18
Holmes	2	1	1	0	0	0	0	12
J. Lewis	2	0	2	0	0	0	0	12
Woodson	2	0	0	2	0	0	0	12
Evans	1	0	1	0	0	0	0	8
DeLong	1	0	1	0	0	0	0	6
Harris	1	0	0	1	0	0	0	6
Starks	1	0	0	1	0	0	0	6
Stokley	1	0	1	0	0	0	0	6
R. Lewis	0	0	0	0	0	1	2	0
RAVENS	34	9	21	4	32/32	28/33	1	324
Opponents	31	6	20	5	26/27	19/25	0	277

### 2-PT. CONVERSIONS: RAVENS 1-1; Opponents 4-4

**SACKS:** McCrary 11.5, Boulware 10.0, Burnett 6.5, Sharper 4.0, R. Lewis 3.5, Siragusa 3.5, Smith 2.0, Webster 2.0, Brown 1.0, Dalton 1.0, Harris 1.0, Jenkins 1.0, Trapp 1.0, Washington 1.0 **RAVENS 49.0; Opponents 56.0**

## RUSHING

	NO	YDS	AVG	LG	TD
Rhett	236	852	3.6	52t	5
Holmes	89	506	5.7	72	1
Case	36	141	3.9	28	3
Evans	38	134	3.5	12	0
Banks	24	93	3.9	12	0
Johnson	1	12	12.0	12	0
J. Lewis	5	11	2.2	4	0
Ismail	1	4	4.0	4	0
S. Mitchell	1	1	1.0	1	0
RAVENS	431	1754	4.1	72	9
Opponents	392	1231	3.1	31	6

## RECEIVING

	NO	YDS	AVG	LG	TD
Ismail	68	1105	16.3	76t	6
Armour	37	538	14.5	54t	4
Evans	32	235	7.3	27	1
Johnson	29	526	18.1	76t	3
J. Lewis	25	281	11.2	46	2
Rhett	24	169	7.0	20t	2
Holmes	13	104	8.0	34t	1
DeLong	13	52	4.0	9	1
Pierce	11	102	9.3	26	0
Davis	6	121	20.2	73	0
Collins	4	62	15.5	28	0
Ofofile	4	25	6.3	9	0
Purnell	2	10	5.0	5	0
Stokley	1	28	28.0	28t	1
Ayanbadejo	1	2	2.0	2	0
RAVENS	270	3360	12.4	76t	21
Opponents	328	3282	10.0	61	20

## INTERCEPTIONS

	NO	YDS	AVG	LG	TD
Woodson	7	195	27.9	66t	2
Starks	5	59	11.8	43t	1
McAlister	5	28	5.6	21	0
R. Lewis	3	97	32.3	60	0
Harris	1	24	24.0	24t	1
RAVENS	21	403	19.2	66t	4
Opponents	20	220	11.0	56t	3

## PUNTING

	NO	YDS	AVG	TB	IN	LG	BLK
Richardson	103	4355	42.3	10	39	63	1
Team	1	0	0	0	0	0	0
RAVENS	104	4355	41.9	10	39	63	1
Opponents	115	4854	42.2	8	24	59	0

## PUNT RETURNS

	RET	FC	YDS	AVG	LG	TD
J. Lewis	57	18	452	7.9	33	0
Woodson	2	2	0	0.0	7	0
RAVENS	59	20	452	7.7	33	0
Opponents	43	28	468	10.9	86t	1

## KICKOFF RETURNS

	NO	YDS	AVG	LG	TD
Harris	38	843	22.2	66	0
J. Lewis	8	158	19.8	25	0
Ismail	4	55	13.8	19	0
DeLong	1	11	11.0	11	0
McAlister	1	12	12.0	12	0
Pierce	1	7	7.0	7	0
Washington	1	12	12.0	12	0
RAVENS	54	1098	20.3	66	0
Opponents	70	1479	21.1	54	0

## FIELD GOALS

	1-19	20-29	30-39	40-49	50+
Stover	4/4	9/9	6/8	7/7	2/5
RAVENS	4/4	9/9	6/8	7/7	2/5
Opponents	1/1	6/7	7/9	3/6	2/2

Stover: (54N,25G,54N)(45G,28G)(44G)(38N,38G,26G)(44G,46G,50G)(37N)(37G,51B)(28G,44G)(23G)(25G,50G)(46G,31G,33G)(21G,27G)(19G)(36G)(24G,48G,19G,30G,19)(19G)

Opponents: (36G,51G)(32G,28G,36G)(49G)(33N,41G,35G)(42N)(25G,40G)(25G)(28G,28G,41N)(39B,19G)(39G,33G)(31G,46N)(20B)(25G,51G)

PASSING	ATT	COMP	YARDS	COMP%	YDS/ATT	TD	TD%	INT	INT%	LG	SACK/LOST	RATING
Banks	320	169	2136	52.8	6.68	17	5.3	8	2.5	76t	33/190	81.2
Case	170	77	988	45.3	5.81	3	1.8	8	4.7	54t	17/116	50.3
S. Mitchell	56	24	236	42.9	4.21	1	1.8	4	7.1	28t	6/30	31.5
Ravens	546	270	3360	49.5	6.15	21	3.8	20	3.7	76t	56/336	66.5
Opponents	599	328	3282	54.8	5.48	20	3.3	21	3.5	61	49/291	67.1

# 1999 STATISTICS

## DEFENSIVE

FROM COACHES VIDEO

PLAYER	TT	SOLO	AS	SACKS	YDS	PD	FR	FF	INT
Lewis, Ray	198	131	67	3.5	20.5	8	0	1	3
Sharper, Jamie	122	85	37	4.0	19.0	4	0	0	0
McCrary, Michael	92	49	43	11.5	75.5	3	1	1	0
Woodson, Rod	81	64	17	0.0	0.0	18	1	0	7
Burnett, Rob	81	49	32	6.5	33.5	7	0	2	0
Siragusa, Tony	68	44	24	3.5	19.5	2	1	0	0
Jenkins, DeRon	66	54	12	1.0	9.0	13	0	2	0
Herring, Kim	65	51	14	0.0	0.0	8	1	0	0
McAlister, Chris	58	50	8	0.0	0.0	27	0	0	5
Webster, Larry	44	32	12	2.0	6.0	0	0	0	0
Boulware, Peter	42	29	13	10.0	64.0	2	0	3	0
Starks, Duane	41	34	7	0.0	0.0	23	0	0	5
Harris, Corey	38	33	5	1.0	8.0	4	0	1	1
Smith, Fernando	37	16	21	2.0	15.0	2	3	0	0
Brown, Cornell	32	20	12	1.0	0.0	1	0	0	0
Dalton, Lionel	32	16	16	1.0	2.0	0	0	1	0
Washington, Keith	26	11	15	1.0	12.0	0	0	1	0
Jackson, Brad	2	2	0	0.0	0.0	2	0	0	0
Trapp, James	2	1	1	1.0	7.0	1	0	0	0
Moore, Stevon	2	1	1	0.0	0.0	0	0	0	0
Chase, Martin	2	0	2	0.0	0.0	0	0	0	0
Peters, Tyrell	1	1	0	0.0	0.0	0	0	0	0

## SPECIAL TEAMS

FROM COACHES VIDEO

PLAYER	TT	SOLO	AS	FR	FF	BK
Thompson, Bennie	24	11	13	0	1	0
Davis, Billy	21	14	7	1	0	0
Ayanbadejo, Obafemi	19	12	7	0	0	0
Brown, Cornell	15	13	2	0	0	0
Trapp, James	14	13	1	0	0	0
Jackson, Brad	13	7	6	1	0	0
Harris, Corey	12	9	3	0	1	0
Sharper, Jamie	10	8	2	0	1	0
Peters, Tyrell	10	7	3	0	0	0
Herring, Kim	8	7	1	1	0	0
Armour, Justin	8	5	3	0	0	0
Jenkins, DeRon	6	5	1	0	0	0
Moore, Stevon	3	3	0	0	0	0
Stover, Matt	3	3	0	0	0	0
Wainright, Frank	3	3	0	0	0	0
Richardson, Kyle	1	1	0	0	0	0
Woodson, Rod	1	1	0	0	0	0
Burnett, Rob	0	0	0	0	0	0
Washington, Keith	0	0	0	0	0	2

## TOP THREE

SOLO	SACKS	FF	FR	PD
131 Ray Lewis	11.5 Michael McCrary	3 Peter Boulware	3 Fernando Smith	27 Chris McAlister
85 Jamie Sharper	10.0 Peter Boulware	2 Rob Burnett	1 4 players tied	23 Duane Starks
64 Rod Woodson	6.5 Rob Burnett	2 DeRon Jenkins		18 Rod Woodson

## USUAL STARTERS

OFFENSE		DEFENSE	
WR1	87 Qadry Ismail	LDE	90 Rob Burnett
WR2	88 Justin Armour	LDT	79 Larry Webster
	84 Jermaine Lewis	RDT	98 Tony Siragusa
LT	75 Jonathan Ogden	RDE	99 Michael McCrary
LG	61 Everett Lindsay	LLB	58 Peter Boulware
	64 Edwin Multalo	MLB	52 Ray Lewis
C	60 Jeff Mitchell	RLB	55 Jamie Sharper
RG	69 Jeff Blackshear	LCB	21 Chris McAlister
RT	70 Harry Swayne	RCB	25 DeRon Jenkins
	61 Everett Lindsay		22 Duane Starks
TE	81 Aaron Pierce	SS	20 Kim Herring
	85 Greg DeLong	FS	26 Rod Woodson
QB	12 Tony Banks		
	10 Stoney Case		
RB	32 Errict Rhett		
FB	29 Charles Evans		

## COACHES

**Brian Billick**, Head Coach; **Matt Cavanaugh**, Offensive Coordinator/  
 Quarterbacks; **Marvin Lewis**, Defensive Coordinator; **Jim Colletto**,  
 Offensive Line; **Jack Del Rio**, Linebackers; **Jeff Friday**, Strength and  
 Conditioning; **Wade Harman**, Tight Ends/Assistant Offensive Line;  
**Donnie Henderson**, Assistant Defensive Backs; **Milt Jackson**, Wide  
 Receivers; **Chip Morton**, Assistant Strength and Conditioning; **Russ**  
**Purnell**, Special Teams; **Rex Ryan**, Defensive Line; **Steve Shafer**,  
 Defensive Backs/Assistant Head Coach; **Matt Simon**, Running Backs;  
**Mike Smith**, Defensive Assistant

## RAVENS HONOR ROLL

**Pro Bowl:** LB Peter Boulware (starter); LB Ray Lewis (starter); OT Jonathan Ogden (starter); DE Michael McCrary (2nd team); S Rod Woodson (2nd team)  
**All Pro:** LB Ray Lewis (SI, PFW, TSN, FN, FD, USA, AP-1st team); LB Peter Boulware (AP-2nd team, PFW-AFC, FN-AFC);  
 OT Jonathan Ogden (FD, PFW-AFC, AP-2nd team), S Rod Woodson (CPFW, FD-2nd team)  
**NFL Alumni Linebacker of the Year:** LB Ray Lewis  
**Quarterback Club MVP:** LB Ray Lewis  
**Ravens Roost Unsung Hero:** DL Larry Webster  
**Ravens Nest Lineman of the Year:** DE Rob Burnett  
**Ravens Roost Extra Effort Award:** FB Charles Evans  
**Ed Block Courage Award:** LB Peter Boulware

## SEASON TRENDS

Record	8-8	Decided by 8 Points or less	4-5
vs. AFC Central	6-4	Decided by 3 Points or less	1-4
vs. AFC	6-7	When Scoring First	5-4
vs. NFC	2-1	When Not Scoring First	3-4
Home	4-4	Positive Turnover Ratio	6-2
Away	4-4	Negative Turnover Ratio	0-5
On Grass	5-7	Winning Penalty Ratio	5-2
Artificial Turf	3-1	Negative Penalty Ratio	0-5
Outdoors	7-7	Overtime	1-0
Indoors	1-1	Preseason	4-0
Leading at Halftime	5-2	With a 100-Yard Rusher	5-1
Trailing at Halftime	2-5	With a 100-Yard Receiver	3-1
Tied at Halftime	1-1	Without a 100-yard Rusher	3-7
Tied After 3 Quarters	0-0	Without a 100-yard Receiver	5-7
Leading After 3 Quarters	7-2	When Allowing a 100-Yard Rusher	0-0
Trailing After 3 Quarters	1-6	When Not Allowing a 100-Yard Rusher	8-8
Winning Coin Toss	2-4	When Allowing a 100-Yard Receiver	0-1
Losing Coin Toss	6-4	When Not Allowing a 100-Yard Receiver	8-7

# 2000 STATISTICS

## RESULTS AND ATTENDANCE

### WON 12, LOST 4 (WILD CARD/SUPER BOWL XXXV CHAMPIONS)

Date	Result	Score	Location	Attendance
09/03	W	16-0	at Pittsburgh	55,049
09/10	W	39-36	Jacksonville	68,843
09/17	L	6-19	at Miami	73,464
09/24	W	37-0	Cincinnati	68,481
10/01	W	12-0	at Cleveland	73,018
10/08	W	15-10	at Jacksonville	65,194
10/15	L	3-10	at Washington	83,252
10/22	L	6-14	Tennessee	69,200
10/29	L	6-9	Pittsburgh	69,405
11/05	W	27-7	at Cincinnati	54,759
11/12	W	24-23	at Tennessee	68,490
11/19	W	27-0	Dallas	69,416
11/26	W	44-7	Cleveland	68,361
12/02			Bye Week	
12/10	W	24-3	San Diego	68,805
12/17	W	13-7	at Arizona	37,452
12/24	W	34-20	New York Jets	69,184

## TEAM STATISTICS

	RAVENS	OPPONENT
<b>TOTAL FIRST DOWNS</b>	<b>288</b>	<b>216</b>
Rushing	116	59
Passing	156	135
Penalty	16	22
3rd Down: Made/Att	95/236	72/211
3rd Down Pct.	40.3	34.1
4th Down: Made/Att	1/6	4/19
4th Down Pct.	16.7	21.1
<b>POSSESSION AVG.</b>	<b>33:19</b>	<b>26:41</b>
<b>TOTAL NET YARDS</b>	<b>5014</b>	<b>3967</b>
Avg. Per Game	313.4	247.9
Total Plays	1058	924
Avg. Per Play	4.7	4.3
<b>NET YARDS RUSHING</b>	<b>2199</b>	<b>970</b>
Avg. Per Game	137.4	60.6
Total Rushes	511	361
<b>NET YARDS PASSING</b>	<b>2815</b>	<b>2997</b>
Avg. Per Game	175.9	187.3
Sacked/Yards Lost	43/287	35/178
Gross Yards	3102	3175
Att./Completions	504/287	528/295
Completion Pct.	56.9	55.9
Had Intercepted	19	23
<b>PUNTS/AVERAGE</b>	<b>86/40.2</b>	<b>87/44.5</b>
<b>NET PUNTING AVG.</b>	<b>86/33.9</b>	<b>87/33.1</b>
<b>PENALTIES/YARDS</b>	<b>95/730</b>	<b>84/535</b>
<b>FUMBLES/BALL LOST</b>	<b>26/7</b>	<b>45/26</b>
<b>TOUCHDOWNS</b>	<b>32</b>	<b>18</b>
Rushing	9	5
Passing	20	11
Returns	3	2

SCORE BY PERIODS	1	2	3	4	OT	PTS
<b>RAVENS</b>	<b>62</b>	<b>134</b>	<b>67</b>	<b>70</b>	<b>0</b>	<b>333</b>
<b>Opponents</b>	<b>44</b>	<b>36</b>	<b>43</b>	<b>42</b>	<b>0</b>	<b>165</b>

SCORING	TD	RU	PA	RT	K/PAT	FG	S	PTS
Stover	0	0	0	0	30/30	35/39	0	135
Ja. Lewis	6	6	0	0			0	38
Ismail	5	0	5	0			0	30
Sharpe	5	0	5	0			0	30
Je. Lewis	3	0	1	2			0	18
Taylor	3	0	3	0			0	18
Ayanbadejo	2	1	1	0			0	12
Holmes	2	2	0	0			0	12
Johnson	2	0	2	0			0	12
Stokley	2	0	2	0			0	12
Gash	1	0	1	0			0	6
McAlister	1	0	0	1			0	6
Coates	0	0	0	0			0	2
McCrary	0	0	0	0			1	2
<b>RAVENS</b>	<b>32</b>	<b>9</b>	<b>20</b>	<b>3</b>	<b>30/30</b>	<b>35/39</b>	<b>1</b>	<b>333</b>
<b>Opponents</b>	<b>18</b>	<b>5</b>	<b>11</b>	<b>2</b>	<b>15/18</b>	<b>14/19</b>	<b>0</b>	<b>165</b>

**2-PT. CONVERSIONS:** Coates, Ja. Lewis **RAVENS 1-1; Opponents 4-4**

**SACKS:** Burnett 10.5, Boulware 7.0, McCrary 6.5, Brown 3.0, R. Lewis 3.0, Adams 2.0, Trapp 2.0, Herring 1.0, **RAVENS 35.0; Opponents 43.0**

## RUSHING

	NO	YDS	AVG	LG	TD
Ja. Lewis	309	1364	4.4	45	6
Holmes	137	588	4.3	21	2
Difer	20	75	3.8	19	0
Banks	19	57	3.0	10	0
Je. Lewis	3	38	12.7	23	0
Ayanbadejo	15	37	2.5	8	1
Johnson	2	21	10.5	19	0
Taylor	2	11	5.5	12	0
Stokley	1	6	6.0	6	0
Gash	2	2	1.0	1	0
Redman	1	0	0.0	0	0
<b>RAVENS</b>	<b>511</b>	<b>2199</b>	<b>4.3</b>	<b>45</b>	<b>9</b>
<b>Opponents</b>	<b>361</b>	<b>970</b>	<b>2.7</b>	<b>33t</b>	<b>56</b>

## RECEIVING

	NO	YDS	AVG	LG	TD
Sharpe	67	810	12.1	59t	5
Ismail	49	655	13.4	53t	5
Holmes	32	221	6.9	27	0
Taylor	28	276	9.9	40	3
Ja. Lewis	27	296	11.0	45	0
Ayanbadejo	23	168	7.3	26	1
Je. Lewis	19	161	8.5	26	1
Johnson	12	156	13.0	46t	2
Stokley	11	184	16.7	32	2
Coates	9	84	9.3	28	0
Gash	6	30	5.0	9	1
B. Davis	3	62	20.7	28	0
Difer	1	-1	-1.0	-1	0
<b>RAVENS</b>	<b>287</b>	<b>3102</b>	<b>10.8</b>	<b>59t</b>	<b>20</b>
<b>Opponents</b>	<b>295</b>	<b>3175</b>	<b>10.8</b>	<b>67</b>	<b>11</b>

## INTERCEPTIONS

	NO	YDS	AVG	LG	TD
Starks	6	125	20.8	64	0
McAlister	4	165	41.3	98t	1
Woodson	4	20	5.0	18	0
Herring	3	74	24.7	30	0
Harris	2	44	22.0	42	0
R. Lewis	2	1	0.5	1	0
Sharper	1	45	45.0	45	0
Burnett	1	3	3.0	3	0
<b>RAVENS</b>	<b>23</b>	<b>477</b>	<b>20.7</b>	<b>98t</b>	<b>1</b>
<b>Opponents</b>	<b>19</b>	<b>234</b>	<b>12.3</b>	<b>87t</b>	<b>2</b>

## PUNTING

	NO	YDS	AVG	TB	IN	LG	BLK
Richardson	86	3457	40.2	8	35	55	0
<b>RAVENS</b>	<b>86</b>	<b>3457</b>	<b>40.2</b>	<b>8</b>	<b>35</b>	<b>55</b>	<b>0</b>
<b>Opponents</b>	<b>87</b>	<b>3872</b>	<b>44.5</b>	<b>14</b>	<b>17</b>	<b>67</b>	<b>0</b>

## PUNT RETURNS

	RET	FC	YDS	AVG	LG	TD
Je. Lewis	36	9	578	16.1	89t	2
Starks	9	1	135	15.0	47	0
<b>RAVENS</b>	<b>45</b>	<b>10</b>	<b>713</b>	<b>15.8</b>	<b>89t</b>	<b>2</b>
<b>Opponents</b>	<b>41</b>	<b>23</b>	<b>382</b>	<b>9.3</b>	<b>31</b>	<b>0</b>

## KICKOFF RETURNS

	NO	YDS	AVG	LG	TD
Harris	39	907	23.3	41	0
Ismail	2	51	25.5	38	0
Brown	1	0	0.0	0	0
Holmes	1	7	7.0	7	0
Je. Lewis	1	23	23.0	23	0
Washington	1	17	17.0	17	0
<b>RAVENS</b>	<b>45</b>	<b>1005</b>	<b>22.3</b>	<b>41</b>	<b>0</b>
<b>Opponents</b>	<b>73</b>	<b>1558</b>	<b>21.3</b>	<b>52</b>	<b>0</b>

## FIELD GOALS

	1-19	20-29	30-39	40-49	50+
Stover	2/2	9/9	12/13	10/12	2/3
<b>RAVENS</b>	<b>2/2</b>	<b>9/9</b>	<b>12/13</b>	<b>10/12</b>	<b>2/3</b>
<b>Opponents</b>	<b>1/1</b>	<b>2/2</b>	<b>3/4</b>	<b>8/12</b>	<b>0/0</b>

**Stover:** (23G,26G,33G)(44G)(30B,27G,33G)(30G,37G,19G)(45G,30G,44G,51N,22G)(47G,32G,43G,21G,24G)(51G)(21G,38G)(51G,49G)(38G,32G)(45G)(25G,47N,19G)(39G,26G,38G)(32G)(42G,42G)(42G,45N)

**Opponents:** (45N)(36G,45G,48G,34G,48G)(42G,41G)(0)(49G,31N)(37G)(0)(24G)(0)(23G,43N)(46N)(0)(47G)(46N)(40G,19G)

PASSING	ATT	COMP	YARDS	COMP%	YDS/ATT	TD	TD%	INT	INT%	LG	SACK/LOST	RATING
Banks	274	150	1578	54.7	5.76	8	2.9	8	2.9	53t	20/152	69.3
Difer	226	134	1502	59.3	6.65	12	5.3	11	4.9	59t	23/135	76.6
Redman	3	2	19	66.7	6.33	0	0.0	0	0.0	12	0/0	84.0
Je. Lewis	1	1	3	100.0	3.00	0	0.0	0	0.0	3	0/0	79.2
<b>RAVENS</b>	<b>504</b>	<b>287</b>	<b>3102</b>	<b>56.9</b>	<b>6.15</b>	<b>20</b>	<b>4.0</b>	<b>19</b>	<b>3.8</b>	<b>59t</b>	<b>43/287</b>	<b>72.7</b>
<b>Opponents</b>	<b>528</b>	<b>295</b>	<b>3175</b>	<b>55.9</b>	<b>6.01</b>	<b>11</b>	<b>2.1</b>	<b>23</b>	<b>4.4</b>	<b>67</b>	<b>35/178</b>	<b>62.5</b>



# 2000 STATISTICS

## DEFENSIVE

FROM COACHES VIDEO

PLAYER	TT	SOLO	AS	SACKS	YDS	INT	PD	FF	FR
Lewis, Ray	187	120	67	3	33	2	10	0	3
McCrary, Michael	103	60	43	6.5	35	0	2	2	3
Sharper, Jamie	102	68	34	0	0	1	4	5	2
Burnett, Rob	97	53	44	10.5	57	1	3	3	5
Woodson, Rod	82	65	17	0	0	4	10	1	4
Siragusa, Tony	75	40	35	0	0	0	2	0	1
Adams, Sam	69	36	33	2	5	0	7	5	1
Herring, Kim	66	54	12	1	5	3	12	2	0
Starks, Duane	59	46	13	0	0	6	28	0	1
McAlister, Chris	50	39	11	0	0	4	23	0	1
Boulware, Peter	45	26	19	7	24	0	1	2	0
Harris, Corey	37	31	6	0	0	2	8	1	0
Dalton, Lionel	33	21	12	0	0	0	2	0	0
Washington, Keith	29	14	15	0	0	0	0	0	1
Bailey, Robert	27	20	7	0	0	0	4	3	1
Trapp, James	25	23	2	2	5	0	4	1	0
Brown, Cornell	25	17	8	3	17	0	0	2	0
Webster, Larry	10	8	2	0	0	0	0	0	1
Davis, Anthony	5	2	3	0	0	0	0	0	0
Jackson, Brad	4	2	2	0	0	0	0	0	0
Powell, Carl	1	0	1	0	0	0	0	0	0
Thomas, Adalius	1	0	1	0	0	0	0	0	0

## SPECIAL TEAMS

FROM COACHES VIDEO

PLAYER	TT	SOLO	AS	FF	FR	BK
Harris, Corey	26	20	6	1	0	0
Brigance, O.J.	25	16	9	2	1	0
Mitchell, Anthony	18	14	4	0	0	0
Davis, Billy	15	12	3	0	0	0
Trapp, James	15	10	5	1	0	0
Davis, Anthony	14	12	2	0	1	0
Jackson, Brad	13	9	4	0	2	0
Herring, Kim	11	10	1	0	0	0
Poindexter, Anthony	11	8	3	1	0	0
Brown, Cornell	9	6	3	0	0	0
Bailey, Robert	7	4	3	0	0	0
Sharper, Jamie	5	5	0	0	0	0
Ayanbadejo, Obafemi	3	3	0	0	0	0
Jones, John	3	2	1	0	0	0
Johnson, Patrick	3	1	2	0	0	0
Love, Clarence	2	2	0	1	0	0
Richardson, Kyle	2	2	0	0	0	0
Stover, Matt	2	2	0	0	0	0
Powell, Carl	1	1	0	0	0	0
Wainright, Frank	1	0	1	0	0	0

## TOP THREE

SOLO	SACKS	FF	FR	PD
120 Ray Lewis	10.5 Rob Burnett	5 Sam Adams	5 Rob Burnett	28 Duane Starks
68 Jamie Sharper	7.0 Peter Boulware	5 Jamie Sharper	4 Rod Woodson	23 Chris McAlister
65 Rod Woodson	6.5 Michael McCrary	3 2 players tied	3 2 players tied	12 Kim Herring

## USUAL STARTERS

OFFENSE		DEFENSE	
WR 87	Qadry Ismail	LDE 90	Rob Burnett
WR 83	Patrick Johnson	LDT 95	Sam Adams
LT 75	Jonathan Ogden	RDT 98	Tony Siragusa
LG 64	Edwin Mulitalo	RDE 99	Michael McCrary
C 60	Jeff Mitchell	LLB 58	Peter Boulware
RG 62	Mike Flynn	MLB 52	Ray Lewis
RT 70	Harry Swayne	RLB 55	Jamie Sharper
TE 82	Shannon Sharpe	LCB 22	Duane Starks
QB 8	Trent Dilfer	RCB 21	Chris McAlister
	12 Tony Banks	SS 20	Kim Herring
RB 31	Jamal Lewis	FS 26	Rod Woodson
FB 32	Sam Gash		

## COACHES

**Brian Billick**, Head Coach; **Matt Cavanaugh**, Offensive Coordinator/Quarterbacks; **Marvin Lewis**, Defensive Coordinator; **Jim Colletto**, Offensive Line; **Jack Del Rio**, Linebackers; **Jeff Friday**, Strength and Conditioning; **Wade Harman**, Tight Ends/Assistant Offensive Line; **Donnie Henderson**, Secondary; **Milt Jackson**, Wide Receivers; **Chip Morton**, Assistant Strength and Conditioning; **Russ Purnell**, Special Teams; **Rex Ryan**, Defensive Line; **Steve Shafer**, Assistant Head Coach/Secondary; **Matt Simon**, Running Backs; **Mike Smith**, Defensive Assistant

## RAVENS HONOR ROLL

**NFL Defensive Player of the Year:** LB Ray Lewis  
**Super Bowl XXXV MVP:** LB Ray Lewis  
**Pro Bowl:** DT Sam Adams (starter); LB Ray Lewis (starter); OT Jonathan Ogden (starter); K Matt Stover (starter); S Rod Woodson (starter)  
**All Pro:** DT Sam Adams (AP-2nd Team, PFW-AFC, FN); DE Rob Burnett (AP-2nd Team, SI, FN, FD); RB Jamal Lewis (PFW-Rookie Team, FN-Rookie Team, FD); PR Jermaine Lewis (FN, FD); LB Ray Lewis (AP-1st Team, SI, PFW, CPFW, TSN, FN, FD, USA); CB Chris McAlister (FD-2nd Team); OT Jonathan Ogden (AP-1st Team, SI, PFW, CPFW, TSN, FN, FD, USA); CB Duane Starks (USA); K Matt Stover (AP-1st Team, PFW, CPFW, TSN, FN, FD); FS Rod Woodson (AP-2nd Team, PFW-AFC, CPFW-2nd Team, FN)  
**Quarterback Club MVP:** LB Ray Lewis  
**Ravens Roost Unsung Hero:** S Kim Herring  
**Ravens Nest Lineman of the Year:** DE Rob Burnett  
**Ravens Roost Extra Effort Award:** S Corey Harris  
**Ed Block Courage Award:** S Anthony Poindexter

## SEASON TRENDS

	Reg.	Post.		Reg.	Post.
Record	12-4	4-0	When Scoring First	9-2	3-0
vs. AFC Central	8-2	1-0	When Not Scoring First	3-2	1-0
vs. AFC	10-3	3-0	Positive Turnover Ratio	12-3	4-0
vs. NFC	2-1	1-0	Negative Turnover Ratio	0-1	0-0
Home	6-2	1-0	Winning Penalty Ratio	3-1	1-0
Away	6-2	3-0	Losing Penalty Ratio	5-3	3-0
On Grass	11-4	4-0	Overtime	0-0	0-0
Artificial Turf	1-0	0-0	Preseason	4-0	0-0
Outdoors	12-4	4-0	With a 100-Yard Rusher	6-0	2-0
Indoors	0-0	0-0	With a 100-Yard Receiver	2-1	0-0
Leading at Halftime	11-1	3-0	Without a 100-yard Rusher	6-4	2-0
Trailing at Halftime	1-2	0-0	Without a 100-yard Receiver	10-3	4-0
Tied at Halftime	0-1	1-0	When Allowing a 100-Yard Rusher	0-0	0-0
Tied After 3 Quarters	0-1	1-0	When Not Allowing a 100-Yard Rusher	12-4	4-0
Leading After 3 Quarters	11-0	3-0	When Allowing a 100-Yard Receiver	3-0	3-0
Trailing After 3 Quarters	1-3	0-0	When Not Allowing a 100-Yard Receiver	9-4	4-0
Winning Coin Toss	5-4	1-0	With a 300-Yard Passer	0-0	0-0
Losing Coin Toss	7-0	3-0	Without a 300-Yard Passer	12-4	4-0
Decided by 8 Points or less	4-3	0-0	When Allowing a 300-Yard Passer	2-0	0-0
Decided by 3 Points or less	2-1	0-0	When Not Allowing a 300-Yard Passer	10-4	4-0

# 2000 POSTSEASON STATISTICS

## RESULTS AND ATTENDANCE

**WON 4, LOST 0 (SUPER BOWL XXXV CHAMPIONS)**

12/31	W	21-3	Denver	69,638
01/07	W	24-10	at Tennessee	68,527
01/14	W	16-3	at Oakland	62,784
01/28	W	34-7	at New York Giants	71,921

## TEAM STATISTICS

	RAVENS	OPPONENT
<b>TOTAL FIRST DOWNS</b>	<b>44</b>	<b>55</b>
Rushing	19	16
Passing	22	32
Penalty	3	7
3rd Down: Made/Att	15/60	12/60
3rd Down Pct.	25.0	20.0
4th Down: Made/Att	0/0	2/6
4th Down Pct.	0.0	33.3
<b>POSSESSION AVG.</b>	<b>30:10</b>	<b>29:51</b>
<b>TOTAL NET YARDS</b>	<b>900</b>	<b>837</b>
Avg. Per Game	225.0	209.3
Total Plays	226	259
Avg. Per Play	4.0	3.2
<b>NET YARDS RUSHING</b>	<b>392</b>	<b>258</b>
Avg. Per Game	98.0	64.5
Total Rushes	140	84
<b>NET YARDS PASSING</b>	<b>508</b>	<b>579</b>
Avg. Per Game	127.0	144.8
Sacked/Yards Lost	10/82	14/93
Gross Yards	590	672
Att./Completions	76/35	161/77
Completion Pct.	46.1	47.8
Had Intercepted	1	10
<b>PUNTS/AVERAGE</b>	<b>35/37.7</b>	<b>32/40.1</b>
<b>NET PUNTING AVG.</b>	<b>35/33.9</b>	<b>32/36.3</b>
<b>PENALTIES/YARDS</b>	<b>30/245</b>	<b>23/151</b>
<b>FUMBLES/BALL LOST</b>	<b>5/1</b>	<b>4/2</b>
<b>TOUCHDOWNS</b>	<b>11</b>	<b>2</b>
Rushing	4	1
Passing	3	0
Returns	4	1

SCORE BY PERIODS	1	2	3	4	OT	PTS
<b>RAVENS</b>	<b>7</b>	<b>34</b>	<b>27</b>	<b>27</b>	<b>0</b>	<b>95</b>
<b>Opponents</b>	<b>7</b>	<b>3</b>	<b>13</b>	<b>0</b>	<b>0</b>	<b>23</b>

SCORING	TD	RU	PA	RT	K/PAT	FG	S	PTS
Stover	0	0	0	0	11/11	6/8	0	29
Ja. Lewis	4	4	0	0			0	24
Sharpe	2	0	2	0			0	12
Je. Lewis	1	0	0	1			0	6
R. Lewis	1	0	0	1			0	6
A. Mitchell	1	0	0	1			0	6
Starks	1	0	0	1			0	6
Stokley	1	0	1	0			0	6
<b>RAVENS</b>	<b>11</b>	<b>4</b>	<b>3</b>	<b>4</b>	<b>11/11</b>	<b>6/8</b>	<b>0</b>	<b>95</b>
<b>Opponents</b>	<b>2</b>	<b>1</b>	<b>0</b>	<b>1</b>	<b>2/2</b>	<b>3/6</b>	<b>0</b>	<b>235</b>

**2-PT. CONVERSIONS: RAVENS 0-0; Opponents 0-0**

**SACKS:** McCrary 6.0, Boulware 2.0, Burnett 2.0, Sharper 2.0, Adams 1.0, Washington 1.0, **RAVENS 14.0, Opponents 10.0**

PASSING	ATT	COMP	YARDS	COMP%	YDS/ATT
Differ	73	35	590	47.9	8.08
Banks	3	0	0	0.0	0.00
<b>RAVENS</b>	<b>76</b>	<b>35</b>	<b>590</b>	<b>46.1</b>	<b>7.76</b>
<b>Opponents</b>	<b>161</b>	<b>77</b>	<b>672</b>	<b>47.8</b>	<b>4.17</b>

## RUSHING

	NO	YDS	AVG	LG	TD
Ja. Lewis	103	338	3.3	27t	4
Holmes	18	45	2.5	11	0
Differ	13	7	0.5	6	0
Je. Lewis	3	7	2.3	5	0
Gash	1	0	0.0	0	0
Banks	1	-1	-1.0	-1	0
Ismail	1	-4	-4.0	-4	0
<b>RAVENS</b>	<b>140</b>	<b>392</b>	<b>2.8</b>	<b>27t</b>	<b>4</b>
<b>Opponents</b>	<b>84</b>	<b>258</b>	<b>3.1</b>	<b>27t</b>	<b>1</b>

## RECEIVING

	NO	YDS	AVG	LG	TD
Ismail	9	150	16.7	44	0
Stokley	7	91	13.0	38t	1
Sharpe	6	230	38.3	96t	2
Ja. Lewis	5	40	8.0	15	0
Coates	4	54	13.5	24	0
Johnson	1	8	8.0	8	0
Gash	1	7	7.0	7	0
Je. Lewis	1	6	6.0	6	0
Holmes	1	4	4.0	4	0
<b>RAVENS</b>	<b>35</b>	<b>590</b>	<b>16.9</b>	<b>96t</b>	<b>3</b>
<b>Opponents</b>	<b>77</b>	<b>672</b>	<b>8.7</b>	<b>31</b>	<b>0</b>

## INTERCEPTIONS

	NO	YDS	AVG	LG	TD
Starks	3	93	31.0	49t	1
R. Lewis	2	54	27.0	50t	1
Sharper	2	19	9.5	15	0
McAlister	1	4	4.0	4	0
Herring	1	2	2.0	2	0
Bailey	1	0	0.0	0	0
<b>RAVENS</b>	<b>10</b>	<b>172</b>	<b>17.2</b>	<b>50t</b>	<b>2</b>
<b>Opponents</b>	<b>1</b>	<b>2</b>	<b>2.0</b>	<b>2</b>	<b>0</b>

## PUNTING

	NO	YDS	AVG	TB	IN	LG	BLK
Richardson	33	1318	39.9	3	14	66	2
Team	2	0	0	0	0	0	0
<b>RAVENS</b>	<b>35</b>	<b>1318</b>	<b>37.7</b>	<b>3</b>	<b>14</b>	<b>66</b>	<b>2</b>
<b>Opponents</b>	<b>32</b>	<b>1282</b>	<b>40.1</b>	<b>0</b>	<b>8</b>	<b>64</b>	<b>0</b>

## PUNT RETURNS

	RET	FC	YDS	AVG	LG	TD
Je. Lewis	11	9	122	11.1	38	0
<b>RAVENS</b>	<b>11</b>	<b>9</b>	<b>122</b>	<b>11.1</b>	<b>38</b>	<b>0</b>
<b>Opponents</b>	<b>13</b>	<b>6</b>	<b>73</b>	<b>5.6</b>	<b>19</b>	<b>0</b>

## KICKOFF RETURNS

	NO	YDS	AVG	LG	TD
Je. Lewis	5	189	37.8	84t	1
Harris	3	51	17.0	20	0
Coates	1	8	8.0	8	0
<b>RAVENS</b>	<b>9</b>	<b>248</b>	<b>27.6</b>	<b>84t</b>	<b>1</b>
<b>Opponents</b>	<b>18</b>	<b>340</b>	<b>18.9</b>	<b>97t</b>	<b>1</b>

## FIELD GOALS

	1-19	20-29	30-39	40-49	50+
Stover	0/0	2/2	3/4	1/2	0/0
<b>RAVENS</b>	<b>0/0</b>	<b>2/2</b>	<b>3/4</b>	<b>1/2</b>	<b>0/0</b>
<b>Opponents</b>	<b>0/0</b>	<b>2/2</b>	<b>1/3</b>	<b>0/1</b>	<b>0/0</b>

**Stover:** ( )(38G)(36N,31G,28G,21G)(47G,41N,34G)

**Opponents:** (31G)(45B,31N,21G,37B)(24G)( )

	TD	TD%	INT	INT%	LG	SACK/LOST	RATING
Differ	3	4.1	1	1.4	96t	10/82	83.7
Banks	0	0.0	0	0.0	0	0/0	39.6
<b>RAVENS</b>	<b>3</b>	<b>3.9</b>	<b>1</b>	<b>1.3</b>	<b>96t</b>	<b>10/82</b>	<b>80.5</b>
<b>Opponents</b>	<b>0</b>	<b>0.0</b>	<b>10</b>	<b>6.2</b>	<b>31</b>	<b>14/93</b>	<b>33.4</b>

## DEFENSIVE

FROM COACHES VIDEO

PLAYER	TT	SOLO	AS	SACKS	YDS	INT	PD	FF	FR
Lewis, Ray	44	28	16	0	0	2	7	0	1
Woodson, Rod	24	19	5	0	0	0	2	0	0
Burnett, Rob	21	14	7	2	12	0	1	0	0
Sharper, Jamie	20	14	6	2	10	2	1	0	0
Starks, Duane	19	18	1	0	0	3	6	0	0
McCrary, Michael	18	14	4	6	44	0	0	1	0
Harris, Corey	18	13	5	0	0	0	2	0	0
McAlister, Chris	17	15	2	0	0	1	8	0	0
Boulware, Peter	17	12	4	2	14	0	0	0	0
Siragusa, Tony	17	10	7	0	0	0	4	0	0
Webster, Larry	10	7	3	0	0	0	1	0	0
Washington, Keith	10	7	3	1	9	0	0	0	0
Adams, Sam	9	7	2	1	4	0	3	1	0
Dalton, Lionel	5	5	0	0	0	0	0	0	0
Bailey, Robert	5	4	1	0	0	1	1	0	0
Trapp, James	3	2	1	0	0	0	1	0	0
Brown, Cornell	1	1	0	0	0	0	0	0	0
Davis, Anthony	1	1	0	0	0	0	0	0	0
Herring, Kim	1	1	0	0	0	1	2	0	0
Mitchell, Anthony	1	1	0	0	0	0	0	0	0

## SPECIAL TEAMS

FROM COACHES VIDEO

PLAYER	TT	SOLO	AS	FF	FR	BK
Brigance, O.J.	10	8	2	0	0	0
Jackson, Brad	8	7	1	0	0	0
Davis, Billy	8	6	2	0	0	0
Trapp, James	6	3	3	1	0	0
Mitchell, Anthony	4	3	1	0	0	0
Harris, Corey	4	2	2	0	0	0
Starks, Duane	2	2	0	0	0	0
Davis, Anthony	2	1	1	0	0	0
Herring, Kim	2	1	1	0	0	0
Bailey, Robert	1	1	0	0	1	0
Brown, Cornell	1	1	0	0	0	0
Poindexter, Anthony	1	1	0	0	0	0
Sharper, Jamie	1	1	0	0	0	0
Thomas, Adalius	1	1	0	0	0	0
Washington, Keith	0	0	0	0	0	2

# 2001 STATISTICS

## RESULTS AND ATTENDANCE

### WON 10, LOST 6 (WILD CARD)

Date	Result	Opponent	Score	Attendance
09/09	W	Chicago	17-6	69,365
09/23	L	at Cincinnati	10-21	49,632
09/30	W	at Denver	20-13	75,082
10/07	W	Tennessee	26-7	69,494
10/14	L	at Green Bay	23-31	59,866
10/21	L	at Cleveland	14-24	72,818
10/28	W	Jacksonville	18-17	69,439
11/04	W	at Pittsburgh	13-10	62,906
11/12	W	at Tennessee	16-10	68,798
11/18	L	Cleveland	17-27	69,353
11/25	W	at Jacksonville	24-21	53,530
12/02	W	Indianapolis	39-27	69,382
12/09		Bye Week		
12/16	L	Pittsburgh	21-26	69,506
12/23	W	Cincinnati	16-0	68,987
12/29	L	at Tampa Bay	10-22	65,619
01/07	W	Minnesota	19-3	69,465

## TEAM STATISTICS

### TOTAL FIRST DOWNS

Category	RAVENS	OPPONENT
Rushing	92	81
Passing	180	161
Penalty	27	20
3rd Down: Made/Att	82/230	70/227
3rd Down Pct.	35.7	30.8
4th Down: Made/Att	3/13	6/15
4th Down Pct.	23.1	40.0

### POSSESSION AVG.

RAVENS: 29:39 OPPONENT: 30:21

### TOTAL NET YARDS

RAVENS: 5124 OPPONENT: 4446

### AVG. PER GAME

RAVENS: 320.3 OPPONENT: 277.9

### TOTAL PLAYS

RAVENS: 1080 OPPONENT: 1010

### AVG. PER PLAY

RAVENS: 4.7 OPPONENT: 4.4

### NET YARDS RUSHING

RAVENS: 1810 OPPONENT: 1411

### AVG. PER GAME

RAVENS: 113.1 OPPONENT: 88.2

### TOTAL RUSHES

RAVENS: 483 OPPONENT: 410

### NET YARDS PASSING

RAVENS: 3314 OPPONENT: 3035

### AVG. PER GAME

RAVENS: 207.1 OPPONENT: 189.7

### SACKED/YARDS LOST

RAVENS: 40/281 OPPONENT: 45/290

### GROSS YARDS

RAVENS: 3595 OPPONENT: 3325

### ATT./COMPLETIONS

RAVENS: 557/320 OPPONENT: 555/321

### COMPLETION PCT.

RAVENS: 57.5 OPPONENT: 57.8

### HAD INTERCEPTED

RAVENS: 20 OPPONENT: 16

### PUNTS/AVERAGE

RAVENS: 87/38.0 OPPONENT: 98/41.6

### NET PUNTING AVG.

RAVENS: 87/33.6 OPPONENT: 98/33.6

### PENALTIES/YARDS

RAVENS: 89/728 OPPONENT: 105/903

### FUMBLES/BALL LOST

RAVENS: 31/16 OPPONENT: 22/12

### TOUCHDOWNS

RAVENS: 31 OPPONENT: 30

### RUSHING

RAVENS: 11 OPPONENT: 10

### PASSING

RAVENS: 18 OPPONENT: 16

### RETURNS

RAVENS: 2 OPPONENT: 4

## SCORE BY PERIODS

Period	1	2	3	4	OT	PTS
RAVENS	29	92	63	119	0	303
Opponents	38	77	89	61	0	265

## SCORING

Player	TD	RU	PA	RT	K/PAT	FG	S	PTS
Stover	0	0	0	0	25/25	30/35	0	115
Ismail	7	0	7	0			0	44
Brookins	5	5	0	0			0	30
Allen	3	3	0	0			0	18
T. Taylor	3	0	3	0			0	18
Ayanbadejo	2	1	1	0			0	12
Sharpe	2	0	2	0			0	12
Stokley	2	0	2	0			0	12
Cunningham	1	1	0	0			0	6
Gash	1	0	1	0			0	6
Grbac	1	1	0	0			0	6
Heap	1	0	1	0			0	6
Johnson	1	0	1	0			0	6
Sharper	1	0	0	1			0	6
Woodson	1	0	0	1			0	6
<b>RAVENS</b>	<b>31</b>	<b>11</b>	<b>18</b>	<b>2</b>	<b>25/25</b>	<b>30/35</b>	<b>0</b>	<b>303</b>
<b>Opponents</b>	<b>30</b>	<b>10</b>	<b>16</b>	<b>4</b>	<b>28/28</b>	<b>19/33</b>	<b>0</b>	<b>265</b>

2-PT. CONVERSIONS: Ismail, RAVENS 1-6; Opponents 0-2

SACKS: Boulware 15.0, McCrary 7.5, Sharper 6.0, R. Lewis 3.5, A. Thomas 3.5, Adams 2.0, Siragusa 2.0, Douglas 1.0, Gregg 1.0, S. Taylor 1.0, Team 1.0, Trapp 1.0, Webster 0.5, RAVENS 44.0, Opponents 40.0

## RUSHING

Player	NO	YDS	AVG	LG	TD
Allen	168	658	3.9	26	3
Brookins	151	551	3.6	25	5
M. Williams	65	291	4.5	55	0
Ayanbadejo	46	173	3.8	17	1
T. Taylor	5	46	9.2	16	0
Cunningham	14	40	2.9	15	1
Je. Lewis	9	33	3.7	14	0
Grbac	21	18	0.9	6	1
Stokley	1	1	1.0	1	0
Richardson	1	0	0.0	0	0
Gash	2	-1	-0.5	0	0
<b>RAVENS</b>	<b>483</b>	<b>1810</b>	<b>3.7</b>	<b>55</b>	<b>11</b>
<b>Opponents</b>	<b>410</b>	<b>1411</b>	<b>3.4</b>	<b>38</b>	<b>10</b>

## RECEIVING

Player	NO	YDS	AVG	LG	TD
Ismail	74	1059	14.3	77t	7
Sharpe	73	811	11.1	37	2
T. Taylor	42	560	13.3	63	3
Stokley	24	344	14.3	46	2
Ayanbadejo	24	121	5.0	18	1
M. Williams	23	210	9.1	46	0
Allen	17	68	4.0	11	0
Heap	16	206	12.9	24t	1
Gash	9	80	8.9	16	1
Brookins	6	45	7.5	15	0
Johnson	5	57	11.4	25	1
Je. Lewis	4	32	8.0	12	0
Jones	2	13	6.5	13	0
A. Mitchell	1	-11	-11.0	-1	0
<b>RAVENS</b>	<b>320</b>	<b>3595</b>	<b>11.2</b>	<b>77t</b>	<b>1</b>
<b>Opponents</b>	<b>321</b>	<b>3325</b>	<b>10.4</b>	<b>90t</b>	<b>16</b>

## INTERCEPTIONS

Player	NO	YDS	AVG	LG	TD
Starks	4	9	2.3	9	0
R. Lewis	3	115	38.3	64	0
Woodson	3	57	19.0	47t	1
Harris	2	1	0.5	1	0
Trapp	1	15	15.0	15	0
McCrary	1	1	1.0	1	0
McAlister	1	0	0.0	0	0
Porter	1	-3	-3.0	-3	0
<b>RAVENS</b>	<b>16</b>	<b>195</b>	<b>12.2</b>	<b>64</b>	<b>1</b>
<b>Opponents</b>	<b>20</b>	<b>331</b>	<b>16.6</b>	<b>66t</b>	<b>3</b>

## PUNTING

Player	NO	YDS	AVG	TB	IN	LG	BLK
Richardson	85	3309	38.9	10	29	65	2
<b>RAVENS</b>	<b>87</b>	<b>3309</b>	<b>38.0</b>	<b>10</b>	<b>29</b>	<b>65</b>	<b>2</b>
<b>Opponents</b>	<b>98</b>	<b>4076</b>	<b>41.6</b>	<b>11</b>	<b>24</b>	<b>69</b>	<b>0</b>

## PUNT RETURNS

Player	RET	FC	YDS	AVG	LG	TD
Je. Lewis	42	9	519	12.4	62	0
McAlister	5	1	44	8.8	24	0
Lake	1	0	0	0.0	0	0
<b>RAVENS</b>	<b>48</b>	<b>10</b>	<b>563</b>	<b>11.7</b>	<b>62</b>	<b>0</b>
<b>Opponents</b>	<b>33</b>	<b>22</b>	<b>183</b>	<b>5.5</b>	<b>30</b>	<b>0</b>

## KICKOFF RETURNS

Player	NO	YDS	AVG	LG	TD
Je. Lewis	42	1039	24.7	76	0
Harris	11	235	21.4	34	0
Johnson	2	39	19.5	23	0
Bobo	1	11	11.0	11	0
Brookins	1	23	23.0	23	0
<b>RAVENS</b>	<b>57</b>	<b>1347</b>	<b>23.6</b>	<b>76</b>	<b>0</b>
<b>Opponents</b>	<b>64</b>	<b>1393</b>	<b>21.8</b>	<b>51</b>	<b>0</b>

## FIELD GOALS

Player	1-19	20-29	30-39	40-49	50+
Stover	0/0	16/16	9/10	5/9	0/0
<b>RAVENS</b>	<b>0/0</b>	<b>16/16</b>	<b>9/10</b>	<b>5/9</b>	<b>0/0</b>
<b>Opponents</b>	<b>0/0</b>	<b>7/7</b>	<b>6/11</b>	<b>6/15</b>	<b>0/0</b>

Stover: (46N,37G)(38G)(29G,26G)(26G,25G)(28G)(21G,38G)(49G,28G)(25G,39G)(31G,33G,30G)(42G)(41G,41N)(26G,30G,29G,27G,46N)(48N)(43G,29G,433N,43G)(24G)(21G,20G,38G,20G)

Opponents: (20G,43N,46G)(43N,39N,45N)(43G,49G)(46N)(33G,47N)(33G)(40G)(38G,41N,33N,48N,35)(48N,27G)(29G,42G)(38N)(33G,25G)(22G,33G,32N)(42G,38G,24G,40N)(26G)

## PASSING

Player	ATT	COMP	YARDS	COMP%	YDS/ATT
Grbac	467	265	3033	56.7	6.49
Cunningham	89	54	573	60.7	6.44
Richardson	1	1	-11	100.0	-11.00
<b>RAVENS</b>	<b>557</b>	<b>320</b>	<b>3595</b>	<b>57.5</b>	<b>6.45</b>
<b>Opponents</b>	<b>555</b>	<b>321</b>	<b>3325</b>	<b>57.8</b>	<b>5.99</b>

## TD

Player	TD%	INT	INT%	LG	SACK/LOST	RATING	
Allen	15	3.2	18	3.9	77t	28/215	71.1
Brookins	3	3.4	2	2.2	30	12/66	81.3
Richardson	0	0.0	0	0.0	11	0/0	79.2
<b>RAVENS</b>	<b>18</b>	<b>3.2</b>	<b>20</b>	<b>3.6</b>	<b>77t</b>	<b>40/281</b>	<b>72.7</b>
<b>Opponents</b>	<b>16</b>	<b>2.9</b>	<b>16</b>	<b>2.9</b>	<b>90t</b>	<b>45/290</b>	<b>72.8</b>



# 2001 STATISTICS

## DEFENSIVE

FROM COACHES VIDEO

PLAYER	TT	SOLO	AS	SACKS	YDS	INT	PD	FF	FR
Lewis, Ray	196	130	66	3.5	26	3	13	1	1
Sharper, Jamie	135	101	34	6	31	0	12	0	1
Woodson, Rod	93	70	23	0	0	3	13	1	1
Harris, Corey	91	70	21	0	0	2	12	3	4
Boulware, Peter	82	51	31	15	86.5	0	4	3	1
McAlister, Chris	69	59	10	0	0	1	11	0	0
McCrary, Michael	64	42	22	7.5	42.5	1	2	1	0
Starks, Duane	59	52	7	0	0	4	17	2	0
Siragusa, Tony	58	27	31	2	12	0	3	0	0
Adams, Sam	51	28	23	2	16	0	2	1	0
Burnett, Rob	50	28	22	0	0	0	6	0	1
Thomas, Adalious	39	27	12	3.5	32.5	0	8	3	0
Lake, Carnell	32	27	5	0	0	0	0	0	1
Trapp, James	31	25	6	1	8	1	4	0	0
Dalton, Lionel	29	15	14	0	0	0	0	0	0
Webster, Larry	28	13	15	0.5	1.5	0	0	0	0
Jackson, Brad	25	13	12	0	0	0	1	1	0
Gregg, Kelly	19	10	9	1	7	0	1	0	0
Mitchell, Anthony	11	9	2	0	0	0	1	0	0
Porter, Alvin	8	8	0	0	0	1	1	0	0
Taylor, Shannon	5	2	3	1	6	0	0	0	1
Douglas, Marques	3	2	1	1	11	0	0	0	0

## SPECIAL TEAMS

FROM COACHES VIDEO

PLAYER	TT	SOLO	AS	FF	FR	BK
Thomas, Adalious	18	14	4	0	0	0
Mitchell, Anthony	18	12	6	0	0	0
Jackson, Brad	16	9	7	0	1	0
Porter, Alvin	14	11	3	1	0	0
Trapp, James	12	9	3	0	0	0
Taylor, Shannon	9	8	1	0	0	0
Hartwell, Edgerton	9	5	4	0	0	0
Baxter, Gary	8	8	0	0	0	0
Ayanbadejo, Obafemi	8	7	1	0	0	0
Jones, John	8	7	1	0	0	0
Lake, Carnell	7	4	3	0	0	0
Williams, Moe	5	4	1	0	0	0
Starks, Duane	4	4	0	0	0	0
Harris, Corey	4	3	1	0	0	0
Kight, Danny	2	2	0	0	0	0
Stover, Matt	2	2	0	0	0	0
Maese, Joe	1	1	0	0	0	0
McAlister, Chris	1	1	0	0	0	1
Ricard, Alan	1	1	0	0	0	0
Sharper, Jamie	1	1	0	0	0	0
Hellestrae, Dale	1	0	1	0	0	0

\*McAlister partially deflected a FG at Pittsburgh 11/4/01

## TOP THREE

SOLO	SACKS	FF	FR	PD
130 Ray Lewis	15.0 Peter Boulware	3 Peter Boulware	4 Corey Harris	17 Duane Starks
101 Jamie Sharper	7.5 Michael McCrary	3 Corey Harris	1 7 players tied	13 Ray Lewis
70 2 players tied	6.0 Jamie Sharper	3 Adalious Thomas		13 Rod Woodson

## USUAL STARTERS

### OFFENSE

WR 87 Qadry Ismail
WR 89 Travis Taylor
LT 75 Jonathan Ogden
LG 64 Edwin Mulitalo
C 62 Mike Flynn
RG 66 Bennie Anderson
RT 77 Kipp Vickers
TE 82 Shannon Sharpe
QB 18 Elvis Grbac
RB 29 Terry Allen
FB 32 Sam Gash

### DEFENSE

LDE 90 Rob Burnett
LDT 95 Sam Adams
RDT 98 Tony Siragusa
RDE 99 Michael McCrary
LLB 58 Peter Boulware
MLB 52 Ray Lewis
RLB 55 Jamie Sharper
LCB 22 Duane Starks
RCB 21 Chris McAlister
SS 45 Corey Harris
FS 26 Rod Woodson

## COACHES

**Brian Billick**, Head Coach; **Matt Cavanaugh**, Offensive Coordinator/Quarterbacks; **Marvin Lewis**, Defensive Coordinator; **Jim Collette**, Offensive Line; **Jack Del Rio**, Linebackers; **Jeff Friday**, Strength and Conditioning; **Wade Harman**, Tight Ends/Assistant Offensive Line; **Donnie Henderson**, Secondary; **Milt Jackson**, Offensive Assistant; **Chip Morton**, Assistant Strength and Conditioning; **Mike Nolan**, Wide Receivers; **Russ Purnell**, Special Teams; **Rex Ryan**, Defensive Line; **Steve Shafer**, Assistant Head Coach/Secondary; **Matt Simon**, Running Backs; **Mike Smith**, Defensive Assistant/Defensive Line; **Bennie Thompson**, Special Teams Assistant

## RAVENS HONOR ROLL

**Pro Bowl:** DT Sam Adams (2nd team); WR/KR Jermaine Lewis (2nd team); LB Ray Lewis (starter); OT Jonathan Ogden (starter); TE Shannon Sharpe (2nd team); S Rod Woodson (starter)  
**All-Pro:** DT Sam Adams (PFW, FN, CPFW); WR/KR Jermaine Lewis (PFW, FD, TSN); TE Shannon Sharpe (CPFW); LB Ray Lewis (AP-1st team, SI, PFW, FD, FN, CPFW, TSN); OL Edwin Mulitalo (SI); OT Jonathan Ogden (AP-2nd team, PFW, FD, FN, CPFW, TSN)  
**Ravens Nest Lineman of the Year:** OL Edwin Mulitalo  
**Ravens Roost Extra Effort Award:** WR Brandon Stokley  
**Ravens Roost Unsung Hero:** LB Jamie Sharper  
**Ed Block Courage Award:** S Corey Harris

## SEASON TRENDS

	Reg.	Post.		Reg.	Post.
Record	10-6	1-1	When Scoring First	5-2	0-0
vs. AFC Central	6-4	0-1	When Not Scoring First	5-4	1-1
vs. AFC	8-4	1-1	Positive or Even Turnover Ratio	9-0	1-0
vs. NFC	2-2	0-0	Negative Turnover Ratio	1-6	0-1
Home	6-2	0-0	Winning Penalty Ratio	7-3	1-0
Away	4-4	1-1	Losing Penalty Ratio	3-2	0-1
On Grass	10-6	1-1	Overtime	0-0	0-0
Artificial Turf	0-0	0-0	Preseason	1-2	0-0
Outdoors	10-6	1-1	With a 100-Yard Rusher	3-0	1-0
Indoors	0-0	0-0	With a 100-Yard Receiver	1-0	0-0
Leading at Halftime	5-1	1-0	Without a 100-yard Rusher	7-6	0-1
Trailing at Halftime	2-5	0-1	Without a 100-yard Receiver	9-6	1-1
Tied at Halftime	3-0	0-0	When Allowing a 100-Yard Rusher	1-0	0-0
Tied After 3 Quarters	2-0	0-0	When Not Allowing a 100-Yard Rusher	9-6	1-1
Leading After 3 Quarters	5-0	1-0	When Allowing a 100-Yard Receiver	1-2	0-0
Trailing After 3 Quarters	3-6	0-1	When Not Allowing a 100-Yard Receiver	9-4	1-1
Winning Coin Toss	6-2	1-1	With a 300-Yard Passer	0-1	0-0
Losing Coin Toss	4-4	0-0	Without a 300-Yard Passer	10-5	1-1
Decided by 8 Points or less	5-2	0-0	When Allowing a 300-Yard Passer	2-2	0-0
Decided by 3 Points or less	3-0	0-0	When Not Allowing a 300-Yard Passer	8-4	1-1

# 2001 POSTSEASON STATISTICS

## RESULTS AND ATTENDANCE

<b>WON 1, LOST 1</b>					
01/13	W	20-3	at Miami	72,251	
01/20	L	10-27	at Pittsburgh	63,976	

## TEAM STATISTICS

	RAVENS	OPPONENT
<b>TOTAL FIRST DOWNS</b>	<b>27</b>	<b>30</b>
Rushing	12	12
Passing	13	14
Penalty	2	4
3rd Down: Made/Att	11/28	10/27
3rd Down Pct	39.3	37.0
4th Down: Made/Att	1/1	0/1
4th Down Pct.	100.0	0.0
<b>POSSESSION AVG.</b>	<b>28:35</b>	<b>31:26</b>
<b>TOTAL NET YARDS</b>	<b>497</b>	<b>448</b>
Avg. Per Game	248.5	224.0
Total Plays	120	119
Avg. Per Play	4.1	3.8
<b>NET YARDS RUSHING</b>	<b>248</b>	<b>200</b>
Avg. Per Game	124.0	100.0
Total Rushes	61	64
<b>NET YARDS PASSING</b>	<b>249</b>	<b>248</b>
Avg. Per Game	124.5	124.0
Sacked/Yards Lost	4/37	5/28
Gross Yards	286	276
Att./Completions	55/30	50/27
Completion Pct.	54.5	54.0
Had Intercepted	3	2
<b>PUNTS/AVERAGE</b>	<b>12/40.1</b>	<b>11/43.5</b>
<b>NET PUNTING AVG.</b>	<b>12/32.1</b>	<b>11/30.6</b>
<b>PENALTIES/YARDS</b>	<b>14/100</b>	<b>11/86</b>
<b>FUMBLES/BALL LOST</b>	<b>2/2</b>	<b>6/2</b>
<b>TOUCHDOWNS</b>	<b>3</b>	<b>3</b>
Rushing	1	2
Passing	1	1
Returns	1	0

SCORE BY PERIODS	1	2	3	4	OT	PTS
<b>RAVENS</b>	<b>0</b>	<b>10</b>	<b>14</b>	<b>6</b>	<b>0</b>	<b>30</b>
<b>Opponents</b>	<b>13</b>	<b>10</b>	<b>0</b>	<b>7</b>	<b>0</b>	<b>30</b>

SCORING	TD	RU	PA	RT	K/PAT	FG	S	PTS
Stover	0	0	0	0	3/3	3/4	0	12
Allen	1	1	0	0			0	6
Je. Lewis	1	0	0	1			0	6
T. Taylor	1	0	1	0			0	6
<b>RAVENS</b>	<b>3</b>	<b>1</b>	<b>1</b>	<b>1</b>	<b>3/3</b>	<b>3/4</b>	<b>0</b>	<b>30</b>
<b>Opponents</b>	<b>3</b>	<b>2</b>	<b>1</b>	<b>0</b>	<b>3/3</b>	<b>3/4</b>	<b>0</b>	<b>30</b>

**2-PT. CONVERSIONS: RAVENS 0-0; Opponents 0-0**

**SACKS: Boulware 1.0, A. Mitchell 1.0, Sharper 1.0, Webster 1.0, Burnett 0.5, A. Thomas 0.5, RAVENS 5.0, Opponents 4.0**

## RUSHING

	NO	YDS	AVG	LG	TD
Allen	29	120	4.1	13	1
Brookins	14	71	5.1	18	0
M. Williams	9	29	3.2	9	0
T. Taylor	1	15	15.0	15	0
Ayanbadejo	2	8	4.0	5	0
Je. Lewis	2	4	2.0	5	0
Grbac	2	3	1.5	4	0
Redman	2	-2	-1.0	-1	0
<b>RAVENS</b>	<b>61</b>	<b>248</b>	<b>4.1</b>	<b>18</b>	<b>1</b>
<b>Opponents</b>	<b>64</b>	<b>200</b>	<b>3.1</b>	<b>23</b>	<b>2</b>

## RECEIVING

	NO	YDS	AVG	LG	TD
Sharpe	9	79	8.8	27	0
T. Taylor	6	76	12.7	45	1
M. Williams	4	24	6.0	14	0
Allen	3	11	3.7	6	0
Stokley	2	38	19.0	27	0
Ismail	2	24	12.0	16	0
Gash	1	13	13.0	13	0
Heap	1	11	11.0	11	0
Ayanbadejo	1	7	7.0	7	0
Brookins	1	3	3.0	3	0
<b>RAVENS</b>	<b>30</b>	<b>286</b>	<b>9.5</b>	<b>45</b>	<b>1</b>
<b>Opponents</b>	<b>27</b>	<b>276</b>	<b>10.2</b>	<b>32t</b>	<b>1</b>

## INTERCEPTIONS

	NO	YDS	AVG	LG	TD
Starks	1	26	26.0	26	0
McAlister	1	18	18.0	18	0
<b>RAVENS</b>	<b>2</b>	<b>44</b>	<b>22.0</b>	<b>26</b>	<b>0</b>
<b>Opponents</b>	<b>3</b>	<b>51</b>	<b>17.0</b>	<b>32</b>	<b>0</b>

## PUNTING

	NO	YDS	AVG	TB	IN	LG	BLK
Richardson	12	481	40.1	1	1	52	0
<b>RAVENS</b>	<b>12</b>	<b>481</b>	<b>40.1</b>	<b>1</b>	<b>1</b>	<b>52</b>	<b>0</b>
<b>Opponents</b>	<b>11</b>	<b>479</b>	<b>43.5</b>	<b>2</b>	<b>4</b>	<b>52</b>	<b>0</b>

## PUNT RETURNS

	RET	FC	YDS	AVG	LG	TD
Je. Lewis	5	2	102	20.4	88t	1
<b>RAVENS</b>	<b>5</b>	<b>2</b>	<b>102</b>	<b>20.4</b>	<b>88t</b>	<b>1</b>
<b>Opponents</b>	<b>7</b>	<b>0</b>	<b>76</b>	<b>10.9</b>	<b>35</b>	<b>0</b>

## KICKOFF RETURNS

	NO	YDS	AVG	LG	TD
Je. Lewis	6	104	17.3	28	0
Harris	2	33	16.5	18	0
<b>RAVENS</b>	<b>8</b>	<b>137</b>	<b>17.1</b>	<b>28</b>	<b>0</b>
<b>Opponents</b>	<b>8</b>	<b>187</b>	<b>23.4</b>	<b>32</b>	<b>0</b>

## FIELD GOALS

	1-19	20-29	30-39	40-49	50+
Stover	0/0	1/1	1/1	1/2	0/0
<b>RAVENS</b>	<b>0/0</b>	<b>1/1</b>	<b>1/1</b>	<b>1/2</b>	<b>0/0</b>
<b>Opponents</b>	<b>0/0</b>	<b>1/1</b>	<b>1/2</b>	<b>1/1</b>	<b>0/0</b>

**Stover: (40N,35G,40G)(26G)**

**Opponents: (33G)(21G,35N,46G)**

PASSING	ATT	COMP	YARDS	COMP%	YDS/ATT	TD	TD%	INT	INT%	LG	SACK/LOST	RATING
Grbac	55	30	286	54.5	5.20	1	1.8	3	5.5	45	4/37	52.5
<b>RAVENS</b>	<b>55</b>	<b>30</b>	<b>286</b>	<b>54.5</b>	<b>5.20</b>	<b>1</b>	<b>1.8</b>	<b>3</b>	<b>5.5</b>	<b>45</b>	<b>4/37</b>	<b>52.5</b>
<b>Opponents</b>	<b>50</b>	<b>27</b>	<b>276</b>	<b>54.0</b>	<b>5.52</b>	<b>1</b>	<b>2.0</b>	<b>2</b>	<b>4.0</b>	<b>32t</b>	<b>5/28</b>	<b>60.1</b>

## DEFENSIVE

FROM COACHES VIDEO

PLAYER	TT	SOLO	AS	SACKS	YDS	INT	PD	FF	FR
Sharper, Jamie	20	12	8	1	0	0	1	1	0
Lewis, Ray	15	9	6	0	0	0	0	2	0
Woodson, Rod	14	11	3	0	0	0	2	0	0
Harris, Corey	12	9	3	0	0	0	1	0	0
Webster, Larry	12	8	4	1	8	0	1	0	0
Starks, Duane	10	9	1	0	0	1	1	0	0
Boulware, Peter	10	5	5	1	15	0	0	2	1
Burnett, Rob	8	6	2	1	3	0	0	0	0
Siragusa, Tony	8	5	3	0	0	0	0	0	0
Adams, Sam	7	2	5	0	0	0	0	0	1
McAlister, Chris	6	3	3	0	0	1	3	0	0
Mitchell, Anthony	4	4	0	1	2	0	0	0	0
Gregg, Kelly	4	3	1	0	0	0	0	0	0
Lake, Carnell	4	3	1	0	0	0	1	0	0
Thomas, Adalius	4	2	2	0	0	0	0	0	0
Jackson, Brad	3	2	1	0	0	0	0	0	0
Dalton, Lionel	1	0	1	0	0	0	0	0	0

## SPECIAL TEAMS

FROM COACHES VIDEO

PLAYER	TT	SOLO	AS	FF	FR	BK
Porter, Alvin	6	4	2	1	0	0
Ayanbadejo, Obafemi	5	3	2	0	0	0
Baxter, Gary	3	2	1	0	0	0
Mitchell, Anthony	3	2	1	0	0	0
Starks, Duane	2	2	0	0	0	0
Harris, Corey	2	1	1	0	0	0
Hellestrae, Dale	1	1	0	0	0	0
Jackson, Brad	1	1	0	0	0	0
Richardson, Kyle	1	1	0	0	0	0
Thomas, Adalius	1	1	0	0	0	0
Hartwell, Edgerton	1	0	1	0	0	0





# 2002 STATISTICS

## DEFENSIVE

FROM COACHES VIDEO

PLAYER	TT	SOLO	AS	SACKS	YDS	INT	PD	FR	FF
Hartwell, Ed	191	125	66	3	18.0	0	7	0	0
Baxter, Gary	90	75	15	0	0	1	20	0	0
Boulware, Peter	87	63	24	7	57.0	1	4	1	1
Reed, Ed	86	69	17	1	3.0	5	13	0	1
Lewis, Ray	85	57	28	0	0	2	2	1	1
Gregg, Kelly	84	53	31	2	13.0	0	0	0	0
Harris, Bernardo	73	47	26	2	23.0	2	4	0	0
Thomas, Adalius	68	38	30	3	20.0	2	11	1	3
Brown, Cornell	67	47	20	1.5	14.0	0	3	0	0
McAlister, Chris	67	58	9	0	0	1	24	0	1
Weaver, Anthony	65	43	22	3.5	33.0	0	4	0	1
Demps, Will	64	51	13	1	2.0	1	7	0	1
Williams, Chad	43	35	8	0	0	3	8	0	1
Porter, Alvin	41	36	5	0	0	0	3	0	0
Trapp, James	36	26	10	1	17.0	3	11	0	1
Kemoatu, Maake	32	20	12	2	6.0	0	0	0	0
Mitchell, Anthony	31	25	6	0	0	3	2	0	0
Parker, Riddick	29	17	12	1	5.0	0	0	0	2
McCrary, Michael	16	10	6	2	6.0	0	1	0	0
Douglas, Marques	15	9	6	1	9.0	0	0	0	0
Nugent, David	15	8	7	0	0	0	0	0	0
Tate, Robert	14	13	1	0	0	0	2	0	0
Taylor, Shannon	14	8	6	0	0	0	0	0	1
Scott, Bart	5	2	3	0	0	1	0	0	0

## SPECIAL TEAMS

FROM COACHES VIDEO

PLAYER	TT	SOLO	AS	FF	FR	BK
Scott, Bart	17	13	4	0	0	0
Williams, Chad	17	12	5	1	0	1
Thomas, Adalius	15	11	4	0	0	0
Taylor, Shannon	14	12	2	0	0	0
Mitchell, Anthony	12	10	2	0	0	0
Trapp, James	12	9	3	0	0	0
Jones, John	10	3	7	0	0	0
Porter, Alvin	9	6	3	0	1	0
Reed, Ed	8	5	3	0	0	2
Brown, Cornell	7	4	3	0	0	0
Demps, Will	6	3	3	0	0	0
Johnson, Ron	3	3	0	0	1	0
Maese, Joe	3	2	1	0	1	0
Ricard, Alan	3	2	1	0	0	0
Stover, Matt	3	3	0	0	0	0
Tate, Robert	3	1	2	0	0	0
Harris, Bernardo	2	2	0	0	0	0
Jenkins, J.R.	2	2	0	0	0	0
Perryman, Ray	2	1	1	0	0	0
Hartwell, Ed	1	0	1	0	0	0
Jones, Terry	1	0	1	0	0	0
Zastudil, Dave	1	1	0	0	0	0
Gash, Sam	0	0	0	0	1	0

## TOP THREE

SOLO	SACKS	FF	FR	PD
125 Ed Hartwell	7.0 Peter Boulware	3 Adalius Thomas	1 Peter Boulware	24 Chris McAlister
75 Gary Baxter	3.5 Anthony Weaver	2 Riddick Parker	1 Ray Lewis	20 Gary Baxter
69 Ed Reed	3.0 2 players tied		1 Adalius Thomas	13 Ed Reed

## USUAL STARTERS

### OFFENSE

WR 89	Travis Taylor
LT 75	Jonathan Ogden
LG 64	Edwin Mulitalo
C 62	Mike Flynn
RG 66	Bennie Anderson
RT 77	Ethan Brooks
TE 86	Todd Heap
WR 80	Brandon Stokley*
QB 81	Randy Hymes
QB 7	Chris Redman
RB 11	Jeff Blake
RB 31	Jamal Lewis
FB 39	Alan Ricard

\*IR

### DEFENSE

DE 98	Anthony Weaver
DT 97	Kelly Gregg
DE 96	Adalius Thomas
99	Michael McCrary*
LILB 90	Cornell Brown
LILB 56	Ed Hartwell
RILB 52	Ray Lewis*
51	Bernardo Harris
ROLB 58	Peter Boulware
LCB 21	Chris McAlister
RCB 28	Gary Baxter
SS 20	Ed Reed
FS 47	Will Demps
42	Anthony Mitchell

## COACHES

**Brian Billick**, Head Coach; **Matt Cavanaugh**, Offensive Coordinator; **Mike Nolan**, Defensive Coordinator; **Gary Zauner**, Special Teams Coordinator; **Mark Asanovich**, Assistant Strength and Conditioning; **Jim Colletto**, Offensive Line; **Jeff Friday**, Strength and Conditioning; **Wade Harman**, Tight Ends/Assistant Offensive Line; **Donnie Henderson**, Secondary; **Paul Ricci**, Assistant Strength and Conditioning; **Rex Ryan**, Defensive Line; **David Shaw**, Quarterbacks/Wide Receivers; **Matt Simon**, Running Backs; **Mike Smith**, Linebackers; **Bennie Thompson**, Special Teams Assistant; **Phil Zacharias**, Defensive Assistant/Defensive Line

## RAVENS HONOR ROLL

**Pro Bowl:** LB Peter Boulware (2nd team); TE Todd Heap (2nd team); OT Jonathan Ogden (starter)  
**All-Pro:** OT Jonathan Ogden (AP-1st team, PFW, FD-2nd team, TSN)  
**Comeback Player of the Year:** RB Jamal Lewis (FD)  
**All-Rookie Team:** S Ed Reed (PFW), P Dave Zastudil (PFW)  
**Ravens Nest Lineman of Year:** DE Adalius Thomas  
**Ravens Roost Extra Effort Award:** LB Edgerton Hartwell  
**Ravens Roost Unsung Hero:** NT Kelly Gregg  
**Ed Block Courage Award:** OT Ethan Brooks

## SEASON TRENDS

Record	7-9	When Scoring First	5-2
vs. AFC North	3-3	When Not Scoring First	2-7
vs. AFC	7-5	Positive or Even Turnover Ratio	7-1
vs. NFC	0-4	Negative Turnover Ratio	0-8
Home	4-4	Winning Penalty Ratio	5-3
Away	3-5	Losing Penalty Ratio	1-5
On Grass	7-7	Overtime	0-0
Artificial Turf	0-2	Preseason	2-2
Outdoors	7-7	With a 100-Yard Rusher	4-1
Indoors	0-2	With a 100-Yard Receiver	1-1
Leading at Halftime	5-1	Without a 100-yard Rusher	3-8
Trailing at Halftime	1-8	Without a 100-yard Receiver	6-8
Tied at Halftime	1-0	When Allowing a 100-Yard Rusher	2-3
Tied After 3 Quarters	0-1	When Not Allowing a 100-Yard Rusher	5-6
Leading After 3 Quarters	6-2	When Allowing a 100-Yard Receiver	2-1
Trailing After 3 Quarters	1-6	When Not Allowing a 100-Yard Receiver	5-8
Winning Coin Toss	3-1	With a 300-Yard Passer	0-2
Losing Coin Toss	4-8	Without a 300-Yard Passer	7-7
Decided by 7 Points or less	4-5	When Allowing a 300-Yard Passer	2-1
Decided by 3 Points or less	1-5	When Not Allowing a 300-Yard Passer	5-8



# 2003 STATISTICS

## DEFENSIVE

FROM COACHES VIDEO

PLAYER	TT	SOLO	AS	SACKS	YDS	INT	PD	FF	FR
Lewis, Ray	225	160	65	1.5	11	6	13	2	2
Hartwell, Ed	140	89	51	3	20.5	1	5	2	0
Baxter, Gary	106	88	18	1	5	3	16	0	0
Gregg, Kelly	104	78	26	3	15	0	0	0	1
Reed, Ed	92	77	15	1	12	7	19	1	0
Douglas, Marques	89	62	27	4.5	32.5	0	3	1	0
Boulware, Peter	79	56	23	8.5	71	0	2	2	1
Weaver, Anthony	63	43	20	5	38	0	7	2	2
Demps, Will	59	41	18	0	0	2	11	1	0
McAlister, Chris	52	43	9	0	0	3	16	0	0
Fuller, Corey	41	37	4	0	0	0	8	0	0
Thomas, Adalius	34	26	8	4	21	0	8	1	0
Williams, Chad	34	27	7	1	7	1	8	1	0
Brown, Cornell	33	19	14	1	5	0	3	0	0
Suggs, Terrell	33	26	7	12	97	1	3	6	4
Kemoatuu, Maake	24	14	10	1	7	0	1	0	0
Knight, Tom	18	17	1	0.5	5	0	1	0	1
Johnson, Jarret	18	9	9	0	0	0	1	0	0
Parker, Riddick	12	8	4	0	0	0	0	0	0
Scott, Bart	9	7	2	0	0	0	0	0	1
Walls, Ray	5	5	0	0	0	0	2	0	0
Brightful, Lamont	2	2	0	0	0	0	0	0	0
Franklin, Aubrayo	1	1	0	0	0	0	0	0	0

## SPECIAL TEAMS

FROM COACHES VIDEO

PLAYER	TT	SOLO	AS	FF	FR	BK
Thomas, Adalius	23	17	6	1	0	1
Scott, Bart	19	12	7	0	0	0
Sapp, Gerome	16	9	7	0	1	0
Walls, Ray	12	9	3	0	0	0
Jones, John	11	8	3	0	0	0
Smith, Musa	10	8	2	0	0	0
Demps, Will	9	8	1	0	0	0
Morrow, Harold	9	5	4	0	0	0
Taylor, Chester	8	8	0	0	1	0
Brown, Cornell	8	5	3	0	0	0
Williams, Chad	6	4	2	0	2	0
Brightful, Lamont	5	3	2	0	1	0
Maese, Joe	5	3	2	0	1	0
Mughelli, Ovie	5	5	0	0	0	0
Jones, Terry	3	3	0	1	0	0
Johnson, Ron	2	1	1	0	0	0
Slaughter, TJ	2	1	0	0	0	0
Fuller, Corey	1	1	0	0	0	0
Ricard, Alan	1	1	0	0	0	0
Zastudil, Dave	1	0	0	0	0	0
Ogden, Jonathan	0	0	0	0	1	0
Reed, Ed	0	0	0	0	0	2

## TOP THREE

SOLO	SACKS	FF	FR	PD
160 Ray Lewis	12.0 Terrell Suggs	6 Adalius Thomas	4 Terrell Suggs	19 Ed Reed
89 Ed Hartwell	8.5 Peter Boulware	3 Peter Boulware	2 Ray Lewis	16 Gary Baxter
88 Gary Baxter	5.0 Anthony Weaver	2 3 players tied	2 Anthony Weaver	16 Chris McAlister

## USUAL STARTERS

OFFENSE		DEFENSE	
WR 89 Travis Taylor	DE 98 Anthony Weaver		
TE 82 Terry Jones	NT 97 Kelly Gregg		
LT 75 Jonathan Ogden	DE 94 Marques Douglas		
LG 64 Edwin Mulitalo	LOLB 96 Adalius Thomas*		
C 62 Mike Flynn	90 Cornell Brown		
RG 66 Bennie Anderson	LILB 56 Ed Hartwell		
RT 77 Orlando Brown	RILB 52 Ray Lewis		
TE 86 Todd Heap	ROLB 58 Peter Boulware		
QB 8 Kyle Boller	LCB 21 Chris McAlister		
2 Anthony Wright	RCB 26 Corey Fuller		
RB 31 Jamal Lewis	28 Gary Baxter		
FB 39 Alan Ricard	SS 20 Ed Reed		
*IR	FS 28 Gary Baxter		
	47 Will Demps		

## COACHES

**Brian Billick**, Head Coach; **Matt Cavanaugh**, Offensive Coordinator; **Mike Nolan**, Defensive Coordinator; **Gary Zauner**, Special Teams Coordinator; **Jim Colletto**, Offensive Line; **Jeff Friday**, Strength and Conditioning; **Wade Harman**, Tight Ends/Offensive Line; **Donnie Henderson**, Secondary; **Mike Pettine**, Coaching Assistant/Quality Control; **Paul Ricci**, Assistant Strength and Conditioning; **Rex Ryan**, Defensive Line; **David Shaw**, Quarterbacks/Wide Receivers; **Matt Simon**, Running Backs; **Mike Singletary**, Linebackers; **Bennie Thompson**, Special Teams Assistant; **Dennis Thurman**, Assistant Defensive Backs; **Phil Zacharias**, Defensive Assistant/Outside Linebackers

## RAVENS HONOR ROLL

**AP Offensive Player of the Year:** RB Jamal Lewis  
**AP Defensive Player of the Year:** LB Ray Lewis  
**AP Defensive Rookie of the Year:** LB Terrell Suggs  
**Pro Bowl:** LB Peter Boulware (2nd team), TE Todd Heap (2nd team), RB Jamal Lewis (starter), LB Ray Lewis (starter), CB Chris McAlister (starter), T Jonathan Ogden (starter), S Ed Reed (starter), LB Adalius Thomas (ST)  
**All-Pro:** LB Peter Boulware (FD-2nd team), TE Todd Heap (AP-2nd team, FD-2nd team), RB Jamal Lewis (AP-1st team, FD-1st team, PFW, TSN), LB Ray Lewis (AP-1st team, FD-1st team, PFW, SI, TSN), CB Chris McAlister (AP-1st team, FD-1st team, PFW), T Jonathan Ogden (AP-1st team, PFW, FD-1st team, SI, TSN), S Ed Reed (AP-2nd team, FD-2nd team, SI, TSN)  
**Pro Football Weekly Most Valuable Player:** RB Jamal Lewis  
**Pro Football Weekly Defensive Most Valuable Player:** LB Ray Lewis  
**Pro Football Weekly Defensive Rookie of the Year:** LB Terrell Suggs  
**Pro Football Weekly All-Rookie Team:** LB Terrell Suggs  
**Pro Football Weekly All-AFC:** RB Jamal Lewis, T Jonathan Ogden, LB Ray Lewis, S Ed Reed, LB Adalius Thomas (ST)  
**Football Digest Defensive Player of the Year:** LB Ray Lewis  
**Football Digest Assistant Coach of the Year:** Defensive Coordinator Mike Nolan  
**Ravens Nest Lineman of the Year:** DE Anthony Weaver  
**Ravens Roost Extra Effort Award:** NT Kelly Gregg  
**Ravens Roost Unsung Hero:** LB Edgerton Hartwell  
**Ed Block Courage Award:** DE Marques Douglas

## SEASON TRENDS

Record	10-6	When Scoring First	5-1
vs. AFC North	4-2	When Not Scoring First	5-5
vs. AFC	7-5	Positive or Even Turnover Ratio	10-0
vs. NFC	3-1	Negative Turnover Ratio	0-6
Home	7-1	Winning Penalty Ratio	5-4
Away	3-5	Losing Penalty Ratio	5-2
On Grass	3-4	Overtime	1-1
Artificial Turf	7-2	Preseason	1-3
Outdoors	10-5	With a 100-Yard Rusher	8-4
Indoors	0-1	With a 100-Yard Receiver	2-1
Leading at Halftime	9-0	Without a 100-yard Rusher	2-2
Trailing at Halftime	1-5	Without a 100-yard Receiver	8-5
Tied at Halftime	0-1	When Allowing a 100-Yard Rusher	1-1
Tied After 3 Quarters	0-1	When Not Allowing a 100-Yard Rusher	9-5
Leading After 3 Quarters	8-1	When Allowing a 100-Yard Receiver	1-2
Trailing After 3 Quarters	2-5	When Not Allowing a 100-Yard Receiver	9-4
Winning Coin Toss	4-4	With a 300-Yard Passer	1-1
Losing Coin Toss	6-2	Without a 300-Yard Passer	9-5
Decided by 7 Points or less	3-2	When Allowing a 300-Yard Passer	1-1
Decided by 3 Points or less	2-1	When Not Allowing a 300-Yard Passer	9-5



# 2003 POSTSEASON STATISTICS

## RESULTS AND ATTENDANCE

**WON 0, LOST 1**  
01/03 L 17-20 Tennessee 69,452

## TEAM STATISTICS

	RAVENS	OPPONENT
<b>TOTAL FIRST DOWNS</b>	<b>12</b>	<b>16</b>
Rushing	1	10
Passing	11	6
Penalty	0	0
3rd Down: Made/Att	3/12	6/15
3rd Down Pct.	25.0	40.0
4th Down: Made/Att	0/0	0/0
4th Down Pct.	0.0	0.0
<b>POSSESSION AVG.</b>	<b>24:52</b>	<b>35:08</b>
<b>TOTAL NET YARDS</b>	<b>255</b>	<b>324</b>
Avg. Per Game	255.0	324.0
Total Plays	55	63
Avg. Per Play	4.6	5.1
<b>NET YARDS RUSHING</b>	<b>54</b>	<b>165</b>
Avg. Per Game	54.0	165.0
Total Rushes	16	40
<b>NET YARDS PASSING</b>	<b>201</b>	<b>159</b>
Avg. Per Game	201.0	159.0
Sacked/Yards Lost	2/13	0/0
Gross Yards	214	159
Att./Completions	37/20	23/14
Completion Pct.	54.1	60.9
Had Intercepted	2	3
<b>PUNTS/AVERAGE</b>	<b>8/48.8</b>	<b>6/44.7</b>
<b>NET PUNTING AVG.</b>	<b>8/40.0</b>	<b>6/44.3</b>
<b>PENALTIES/YARDS</b>	<b>8/70</b>	<b>6/55</b>
<b>FUMBLES/BALL LOST</b>	<b>1/0</b>	<b>0/0</b>
<b>TOUCHDOWNS</b>	<b>2</b>	<b>2</b>
Rushing	0	1
Passing	1	1
Returns	1	0

SCORE BY PERIODS	1	2	3	4	OT	PTS
RAVENS	7	3	0	7	0	17
Opponents	7	0	7	6	0	20

SCORING	TD	RU	PA	RT	K/PAT	FG	S	PTS
Demps	1	0	0	1				6
Heap	1	0	1	0				6
Stover	0	0	0	0	2/2	1/1		5
<b>RAVENS</b>	<b>2</b>	<b>0</b>	<b>1</b>	<b>1</b>	<b>2/2</b>	<b>1/1</b>	<b>0</b>	<b>17</b>
Opponents	2	1	1	0	2/2	2/2	0	20

2-PT. CONVERSIONS: RAVENS 0-0; Opponents 0-0

SACKS: RAVENS 0.0, Opponents 2.0

PASSING	ATT	COMP	YARDS	COMP%	YDS/ATT	TD	TD%	INT	INT%	LG	SACK/LOST	RATING
Wright	37	20	214	54.1	5.78	1	2.7	2	5.4	35t	2/13	57.7
<b>RAVENS</b>	<b>37</b>	<b>20</b>	<b>214</b>	<b>54.1</b>	<b>5.78</b>	<b>1</b>	<b>2.7</b>	<b>2</b>	<b>5.4</b>	<b>35t</b>	<b>2/13</b>	<b>57.7</b>
Opponents	23	14	159	60.9	6.91	1	4.3	3	13.0	49t	0/0	56.5

## RUSHING

	NO	YDS	AVG	LG	TD
J. Lewis	14	35	2.5	8	0
Wright	2	19	9.5	11	0
<b>RAVENS</b>	<b>16</b>	<b>54</b>	<b>3.4</b>	<b>11</b>	<b>0</b>
Opponents	40	165	4.1	16	1

## RECEIVING

	NO	YDS	AVG	LG	TD
T. Taylor	7	82	11.7	30	0
Heap	6	80	13.3	35t	1
C. Taylor	2	19	9.5	16	0
T. Jones	2	16	8.0	9	0
J. Lewis	2	4	2.0	6	0
Robinson	1	13	13.0	13	0
<b>RAVENS</b>	<b>20</b>	<b>214</b>	<b>10.7</b>	<b>35t</b>	<b>1</b>
Opponents	14	159	11.4	49t	1

## INTERCEPTIONS

	NO	YDS	AVG	LG	TD
Demps	1	56	56.0	56t	1
Reed	1	23	23.0	23	0
McAlister	1	0	0.0	0	0
<b>RAVENS</b>	<b>3</b>	<b>79</b>	<b>26.3</b>	<b>56t</b>	<b>1</b>
Opponents	2	1	0.5	1	0

## PUNTING

	NO	YDS	AVG	TB	IN	LG	BLK
Zastudil	8	390	48.8	0	0	56	0
<b>RAVENS</b>	<b>8</b>	<b>390</b>	<b>48.8</b>	<b>0</b>	<b>0</b>	<b>56</b>	<b>0</b>
Opponents	6	268	44.7	0	4	63	0

## PUNT RETURNS

	RET	FC	YDS	AVG	LG	TD
Brightful	2	2	2	1.0	2	0
<b>RAVENS</b>	<b>2</b>	<b>2</b>	<b>2</b>	<b>1.0</b>	<b>2</b>	<b>0</b>
Opponents	6	1	70	11.7	17	0

## KICKOFF RETURNS

	NO	YDS	AVG	LG	TD
Brightful	2	34	17.0	26	0
C. Taylor	2	45	22.5	26	0
<b>RAVENS</b>	<b>4</b>	<b>79</b>	<b>19.8</b>	<b>26</b>	<b>0</b>
Opponents	4	61	15.3	24	0

## FIELD GOALS

	1-19	20-29	30-39	40-49	50+
Stover	0/0	0/0	0/0	1/1	0/0
<b>RAVENS</b>	<b>0/0</b>	<b>0/0</b>	<b>0/0</b>	<b>1/1</b>	<b>0/0</b>
Opponents	0/0	0/0	0/0	2/2	0/0

Stover: (43G)

Opponents: (45G,46G)

## DEFENSIVE

FROM COACHES VIDEO

PLAYER	TT	SOLO	AS	SACKS	YDS	INT	PD	FF	FR
Lewis, Ray	18	12	6	0	0	0	0	0	0
Douglas, Marques	10	7	3	0	0	0	0	0	0
Hartwell, Ed	10	7	3	0	0	0	0	0	0
Demps, Will	8	7	1	0	0	1	1	0	0
Gregg, Kelly	6	2	4	0	0	0	0	0	0
Weaver, Anthony	6	5	1	0	0	0	0	0	0
Baxter, Gary	5	5	0	0	0	0	0	0	0
McAlister, Chris	3	3	0	0	0	1	2	0	0
Parker, Riddick	3	3	0	0	0	0	0	0	0
Reed, Ed	3	3	0	0	0	1	2	0	0
Brown, Cornell	2	2	0	0	0	0	0	0	0
Kemoeatu, Maake	2	2	0	0	0	0	0	0	0
Suggs, Terrell	2	1	1	0	0	0	0	0	0
Johnson, Jarret	1	0	1	0	0	0	0	0	0
Knight, Tom	1	1	0	0	0	0	0	0	0
Williams, Chad	1	1	0	0	0	0	0	0	0

## SPECIAL TEAMS

FROM COACHES VIDEO

PLAYER	TT	SOLO	AS	FF	FR	BK
Smith, Musa	4	2	2	0	0	0
Morrow, Harold	3	1	2	0	0	0
Brightful, Lamont	1	1	0	0	0	0
Brown, Cornell	1	1	0	0	0	0
Demps, Will	1	1	0	0	0	0
Jones, Terry	1	1	0	0	0	0
Knight, Tom	1	1	0	0	0	0
Maese, Joe	1	1	0	0	0	0
Mughelli, Ovie	1	1	0	0	0	0
Scott, Bart	1	1	0	0	0	0
Franklin, Aubrayo	1	1	0	0	0	0



# 2004 STATISTICS

## RESULTS AND ATTENDANCE

### WON 9, LOST 7

09/12	L	3-20	at Cleveland	73,068
09/19	W	30-13	Pittsburgh	69,859
09/26	W	23-9	at Cincinnati	65,575
10/04	L	24-27	Kansas City	69,827
10/10	W	17-10	at Washington	90,287
10/17			Bye Week	
10/24	W	20-6	Buffalo	69,809
10/31	L	10-15	at Philadelphia	67,715
11/07	W	27-13	Cleveland	69,781
11/14	W	20-17 (OT)	at New York Jets	77,826
11/21	W	30-10	Dallas	69,924
11/28	L	3-24	at New England	68,756
12/05	L	26-27	Cincinnati	69,695
12/12	W	37-14	New York Giants	69,856
12/19	L	10-20	at Indianapolis	57,240
12/26	L	7-20	at Pittsburgh	64,227
1/2/05	W	30-23	Miami	69,843

## TEAM STATISTICS

### TOTAL FIRST DOWNS

Rushing	103	88
Passing	135	158
Penalty	22	27
3rd Down: Made/Att	81/231	75/218
3rd Down Pct.	35.1	34.4
4th Down: Made/Att	4/15	2/8
4th Down Pct.	26.7	25.0

### POSSESSION AVG.

<b>RAVENS</b>	<b>29:36</b>	<b>30:24</b>
<b>TOTAL NET YARDS</b>	<b>4375</b>	<b>4803</b>
Avg. Per Game	273.4	300.2
Total Plays	991	1009
Avg. Per Play	4.4	4.8

### NET YARDS RUSHING

<b>RAVENS</b>	<b>1681</b>	<b>1681</b>
Avg. Per Game	128.9	105.1
Total Rushes	491	469

### NET YARDS PASSING

<b>RAVENS</b>	<b>2312</b>	<b>3122</b>
Avg. Per Game	144.5	195.1
Sacked/Yards Lost	35/247	39/264
Gross Yards	2559	3386
Att./Completions	465/258	501/276
Completion Pct.	55.5	55.1
Had Intercepted	11	21

### PUNTS/AVERAGE

<b>RAVENS</b>	<b>97/40.6</b>	<b>94/40.1</b>
<b>NET PUNTING AVG.</b>	<b>97/34.6</b>	<b>94/33.1</b>

### PENALTIES/YARDS

<b>RAVENS</b>	<b>94/894</b>	<b>101/798</b>
---------------	---------------	----------------

### FUMBLES/BALL LOST

<b>RAVENS</b>	<b>26/12</b>	<b>23/13</b>
---------------	--------------	--------------

### TOUCHDOWNS

Rushing	11	9
Passing	13	14
Returns	9	4

### SCORE BY PERIODS

	<b>1</b>	<b>2</b>	<b>3</b>	<b>4</b>	<b>OT</b>	<b>PTS</b>
<b>RAVENS</b>	<b>63</b>	<b>89</b>	<b>75</b>	<b>87</b>	<b>3</b>	<b>317</b>
<b>OPPONENTS</b>	<b>46</b>	<b>59</b>	<b>57</b>	<b>106</b>	<b>0</b>	<b>268</b>

### SCORING

	<b>TD</b>	<b>RU</b>	<b>PA</b>	<b>RT</b>	<b>K/PAT</b>	<b>FG</b>	<b>S</b>	<b>PTS</b>
Stover	0	0	0	0	30/30	29/32	0	117
J. Lewis	7	7	0	0			0	42
Moore	4	0	4	0			0	26
Heap	3	0	3	0			0	18
Sams	3	1	0	2			0	18
Hymes	2	0	2	0			0	12
McAlister	2	0	0	2			0	12
Reed	2	0	0	2			0	12
C. Taylor	2	2	0	0			0	12
Boller	1	1	0	0			0	6
Dinkins	1	0	1	0			0	6
J. Johnson	1	0	0	1			0	6
K. Johnson	1	0	1	0			0	6
Jones	1	0	1	0			0	6
Sanders	1	0	0	1			0	6
Wilcox	1	0	1	0			0	6
Williams	1	0	0	1			0	6
<b>RAVENS</b>	<b>33</b>	<b>11</b>	<b>13</b>	<b>9</b>	<b>30/30</b>	<b>29/32</b>	<b>0</b>	<b>317</b>
<b>Opponents</b>	<b>27</b>	<b>9</b>	<b>14</b>	<b>4</b>	<b>24/24</b>	<b>26/31</b>	<b>1</b>	<b>268</b>

2-PT. CONVERSIONS: Moore, RAVENS 1-3, Opponents 1-3

SACKS: Suggs 10.5, Thomas 8.0, Douglas 5.5, Weaver 4.0, Demps 2.5, Baxter 2.0, Reed 2.0, Williams 2.0, Gregg 1.5, R. Lewis 1.0, RAVENS 39.0, Opponents 35.0

### PASSING

Boller	464	258	2559	55.6	5.52	13	2.8	11	2.4	57t	35/247	70.9
Hymes	1	0	0	0.0	0.00	0	0.0	0	0.0	0	0/0	39.6
<b>RAVENS</b>	<b>465</b>	<b>258</b>	<b>2559</b>	<b>55.5</b>	<b>5.50</b>	<b>13</b>	<b>2.8</b>	<b>11</b>	<b>2.4</b>	<b>57t</b>	<b>35/247</b>	<b>70.7</b>
<b>Opponents</b>	<b>501</b>	<b>276</b>	<b>3386</b>	<b>55.1</b>	<b>6.76</b>	<b>14</b>	<b>2.8</b>	<b>21</b>	<b>4.2</b>	<b>76t</b>	<b>39/264</b>	<b>68.0</b>

## RUSHING

J. Lewis	235	1006	4.3	75t	7
C. Taylor	160	714	4.5	47	2
Boller	53	189	3.6	19	1
White	27	82	3.0	16	0
White	14	62	4.4	16	0
M. Smith	12	48	4.0	13	0
Ricard	10	36	3.6	14	0
Sams	4	19	4.8	8	1
K. Johnson	1	0	0.0	0	0
Stewart	1	-1	-1.0	-1	0
Sanders	1	-10	-10.0	-10	0

### RAVENS

<b>RAVENS</b>	<b>491</b>	<b>2063</b>	<b>4.2</b>	<b>75t</b>	<b>11</b>
---------------	------------	-------------	------------	------------	-----------

### Opponents

<b>Opponents</b>	<b>469</b>	<b>1681</b>	<b>3.6</b>	<b>35t</b>	<b>9</b>
------------------	------------	-------------	------------	------------	----------

## RECEIVING

K. Johnson	35	373	10.7	35	1
T. Taylor	34	421	12.4	47	0
C. Taylor	30	184	6.1	23	0
Heap	27	303	11.2	37	3
Hymes	26	323	12.4	57t	2
Wilcox	25	219	8.8	20	1
Moore	24	293	12.2	52	4
Jones	20	152	7.6	19	1
Ricard	11	39	3.5	8	0
J. Lewis	10	116	11.6	46	0
Dinkins	9	94	10.4	18	1
White	6	21	3.5	12	0
White	2	4	2.0	6	0
M. Smith	2	31	15.5	25	0
Darling	2	5	2.5	4	0
Sams	1	2	2.0	2	0

### RAVENS

<b>RAVENS</b>	<b>258</b>	<b>2559</b>	<b>9.9</b>	<b>57t</b>	<b>13</b>
---------------	------------	-------------	------------	------------	-----------

### Opponents

<b>Opponents</b>	<b>276</b>	<b>3386</b>	<b>12.3</b>	<b>76t</b>	<b>14</b>
------------------	------------	-------------	-------------	------------	-----------

## INTERCEPTIONS

Reed	9	358	39.8	106t	1
Williams	3	156	52.0	94	1
Sanders	3	87	29.0	48t	1
McAlister	1	51	51.0	51t	1
Baxter	1	33	33.0	33	0
Thomas	1	8	8.0	8	0
J. Johnson	1	6	6.0	6t	1
Weaver	1	1	1.0	1	0
Demps	1	0	0.0	0	0
<b>RAVENS</b>	<b>21</b>	<b>700</b>	<b>33.3</b>	<b>106t</b>	<b>5</b>
<b>Opponents</b>	<b>11</b>	<b>172</b>	<b>15.6</b>	<b>71</b>	<b>0</b>

## PUNTING

Zastudil	73	2948	40.4	34.6	12	26	61	0
Murphy	18	777	43.2	36.6	2	6	54	0
Stewart	5	177	35.4	31.2	0	2	42	0
Stover	1	33	33.0	13.0	1	0	33	0
<b>RAVENS</b>	<b>97</b>	<b>3935</b>	<b>40.6</b>	<b>34.6</b>	<b>15</b>	<b>34</b>	<b>61</b>	<b>0</b>
<b>Opponents</b>	<b>94</b>	<b>3767</b>	<b>40.1</b>	<b>33.1</b>	<b>2</b>	<b>24</b>	<b>59</b>	<b>0</b>

## PUNT RETURNS

Sams	55	12	575	10.5	78t	2
Sanders	5	0	41	8.2	23	0
<b>RAVENS</b>	<b>60</b>	<b>12</b>	<b>616</b>	<b>10.3</b>	<b>78t</b>	<b>2</b>
<b>Opponents</b>	<b>36</b>	<b>21</b>	<b>281</b>	<b>7.8</b>	<b>18</b>	<b>0</b>

## KICKOFF RETURNS

Sams	59	1251	21.2	64	0
White	4	99	24.8	44	0
Dinkins	1	7	7.0	7	0
J. Johnson	1	6	6.0	6	0
<b>RAVENS</b>	<b>61</b>	<b>1264</b>	<b>20.7</b>	<b>64</b>	<b>0</b>
<b>Opponents</b>	<b>65</b>	<b>1509</b>	<b>23.2</b>	<b>95t</b>	<b>2</b>

## FIELD GOALS

Stover	2/2	9/9	7/8	9/10	2/3
<b>RAVENS</b>	<b>2/2</b>	<b>9/9</b>	<b>7/8</b>	<b>9/10</b>	<b>2/3</b>
<b>Opponents</b>	<b>1/1</b>	<b>13/13</b>	<b>3/4</b>	<b>8/10</b>	<b>1/3</b>

Stover: (42G)(35G,27G,34G)(21G)(50G)(33G)(24G,50N,19G)(44G)(44G,39G,43G,36G)(24G,42G)(50G)(22G)(20G,22G,38G,45G)(46G,44G,27G)(42G,31B)(44N)(25G,19G,33G)

Opponents: (37G,25G)(48N)(29G,47G,26G)(42G,38G)(26G)(24G,21G)(20G,41G,43G)(50G,29G)(20G)(19G,41N)(28G,40G,48G)(53N,41G,24G)(/)(24G,33G,33N)(23G,40G)(53N)

# 2004 STATISTICS

## DEFENSIVE

FROM COACHES VIDEO

PLAYER	TT	SOLO	AS	SACKS	YDS	INT	YDS	PD	FF	FR
Lewis, Ray	200	122	78	1	9	0	0	3	1	2
Hartwell, Ed	141	83	58	0	0	0	0	0	1	0
Douglas, Marques	92	47	45	5.5	37.5	0	0	2	1	0
Gregg, Kelly	89	54	35	1.5	5.5	0	0	2	1	1
Reed, Ed	89	80	9	2	28	9	358	17	3	2
Baxter, Gary	86	78	8	2	8	1	33	14	2	0
Demps, Will	86	72	14	2.5	23.5	1	0	8	2	2
Thomas, Adalius	80	48	32	8	28	1	8	5	4	0
Suggs, Terrell	72	48	24	10.5	83.5	0	0	1	1	2
Weaver, Anthony	61	35	26	4	23	1	1	5	0	1
Kemoatu, Maake	48	27	21	0	0	0	0	0	0	0
McAlister, Chris*	44	38	6	0	0	1	51	8	0	2
Williams, Chad	32	31	1	2	18	3	158	6	0	0
Johnson, Jarret	30	17	13	0	0	1	6	1	0	1
Fuller, Corey	14	13	1	0	0	0	0	0	0	0
Walls, Ray	12	10	2	0	0	0	0	2	0	0
Brown, Cornell	10	6	4	0	0	0	0	0	0	0
Sanders, Deion	9	8	1	0	0	3	87	7	0	0
Franklin, Aubrayo	7	3	4	0	0	0	0	1	0	0
Slaughter, T.J.	7	4	3	0	0	0	0	0	0	0
Scott, Bart	5	3	2	0	0	0	0	0	0	0
Edwards, Dwan	4	1	3	0	0	0	0	0	0	0
Green, Roderick	1	1	0	0	0	0	0	0	0	0
<b>Totals</b>	<b>1219</b>	<b>829</b>	<b>390</b>	<b>39.0</b>	<b>264.0</b>	<b>21</b>	<b>700</b>	<b>82</b>	<b>16</b>	<b>13</b>

\* McAlister recovered an Ed Reed fumble vs. Cin. (12/5) after Reed intercepted a pass

## SPECIAL TEAMS

FROM COACHES VIDEO

PLAYER	TT	SOLO	AS	FF	FR	BK
Morrow, Harold	21	15	6	0	0	0
Scott, Bart	17	10	7	0	1	0
Thomas, Adalius	16	15	1	0	0	0
Williams, Chad	14	10	4	0	0	0
Brown, Cornell	8	6	2	0	0	0
Slaughter, T.J.	8	7	1	1	0	0
Smith, Musa	8	8	0	0	0	0
Wilcox, Daniel	8	8	0	0	0	0
Fuller, Corey	7	5	2	0	0	0
Taylor, Chester	7	6	1	0	0	0
Walls, Ray	7	5	2	0	1	0
Green, Rod	5	4	1	0	0	0
Demps, Will	4	4	0	0	0	0
Dinkins, Darnell	3	2	1	0	0	0
White, Jamel	3	3	0	0	0	0
Maese, Joe	2	2	0	0	0	0
Mughelli, Ovie	2	2	0	0	0	0
Sams, B.J.	2	2	0	0	0	0
Hartwell, Ed	1	0	1	0	1	0
Richey, Wade	1	1	0	0	0	0
<b>Totals</b>	<b>144</b>	<b>115</b>	<b>29</b>	<b>1</b>	<b>3</b>	<b>0</b>

## TOP THREE

SOLO	SACKS	FF	FR	PD
122 Ray Lewis	10.5 Terrell Suggs	4 Adalius Thomas	2 5 tied	17 Ed Reed
83 Ed Hartwell	8.0 Adalius Thomas	3 Ed Reed	1 3 tied	14 Gary Baxter
80 Ed Reed	5.5 Marques Douglas	2 2 tied		8 2 tied

## USUAL STARTERS

OFFENSE		DEFENSE	
WR 89 Travis Taylor	DE 98 Anthony Weaver		
LT 75 Jonathan Ogden	NT 97 Kelly Gregg		
LG 64 Edwin Mulitalo	DE 94 Marques Douglas		
C 62 Casey Rabach	LOLB 55 Terrell Suggs		
RG 66 Bennie Anderson	LILB 56 Edgerton Hartwell		
RT 78 Orlando Brown	RILB 52 Ray Lewis		
TE 86 Todd Heap	ROLB 96 Adalius Thomas		
82 Terry Jones	LCB 21 Chris McAlister		
WR 80 Randy Hymes	RCB 28 Gary Baxter		
QB 7 Kyle Boller	SS 20 Ed Reed		
RB 31 Jamal Lewis	FS 47 Will Demp		
FB 39 Alan Ricard			

## COACHES

**Brian Billick**, Head Coach; **Matt Cavanaugh**, Offensive Coordinator; Mike Nolan, Defensive Coordinator; **Gary Zauner**, Special Teams Coordinator; **Jim Fassel**, Senior Consultant/Offense; **Jim Colletto**, Offensive Line; **Jedd Fisch**, Offensive Assistant; **Jeff FitzGerald**, Outside Linebackers; **Jeff Friday**, Strength and Conditioning; **Wade Harman**, Tight Ends/Asst. Offensive Line; **Johnnie Lynn**, Secondary; **Mike Pettine**, Defensive Assistant; **Paul Ricci**, Asst. Strength and Conditioning; **Rex Ryan**, Defensive Line; **David Shaw**, Wide Receivers; **Mike Singletary**, Inside Linebackers; **Matt Simon**, Running Backs; **Bennie Thompson**, Special Teams Assistant; **Dennis Thurman**, Secondary; **Phil Zacharias**, Defensive Assistant

## RAVENS HONOR ROLL

**Pro Bowl:** LB Ray Lewis (starter), CB Chris McAlister (starter), T Jonathan Ogden (starter), S Ed Reed (starter), LB Terrell Suggs

**AP Defensive Player of the Year:** S Ed Reed

**All-Pro:** LB Ray Lewis (AP-1st team, FD-1st team, PFW, SI, TSN), CB Chris McAlister (AP-2nd team, FD-1st team, PFW), T Jonathan Ogden (AP-2nd team, PFW, FD-1st team, SI, TSN), S Ed Reed (AP-1st team, FD-2nd team, SI, TSN)

**Pro Football Weekly Defensive Most Valuable Player:** S Ed Reed

**Pro Football Weekly All-AFC:** RB Jamal Lewis, T Jonathan Ogden, LB Ray Lewis, S Ed Reed, LB Adalius Thomas (ST)

**Football Digest Defensive Player of the Year:** S Ed Reed

**Football Digest Assistant Coach of the Year:** Defensive Coordinator Mike Nolan

**NFL Players of the Month/Week:** RS B.J. Sams (Oct.) – Special Teams, S Ed Reed (Nov.) – Defense, CB Deion Sanders (Week 7) – Defense, S Ed Reed (Week 9) – Defense, QB Kordell Stewart (Week 10) – Special Teams, QB Kyle Boller (Week 14) – Offense

**Ravens Nest Lineman of the Year:** DT Ma'ake Kemoatu

**Ravens Roost Extra Effort Award:** QB Kyle Boller

**Ravens Roost Unsung Hero:** C/G Casey Rabach

**Ed Block Courage Award:** T Orlando Brown

## SEASON TRENDS

Record	9-7	When Scoring First	3-2
vs. AFC North	3-3	When Not Scoring First	6-5
vs. AFC	6-6	Positive or Even Turnover Ratio	8-3
vs. NFC	3-1	Negative Turnover Ratio	1-4
Home	6-2	Winning or even Penalty Ratio	5-6
Away	3-5	Losing Penalty Ratio	4-1
On Grass	1-4	With a 100-Yard Rusher	4-2
On Artificial Turf	8-3	With a 100-Yard Receiver	0-0
Outdoors	9-6	Without a 100-Yard Rusher	5-5
Indoors	0-1	Without a 100-Yard Receiver	9-7
Leading at Halftime	6-1	When Allowing a 100-Yard Rusher	1-3
Trailing at Halftime	3-3	When Not Allowing a 100-Yard Rusher	8-4
Tied at Halftime	0-3	When Allowing a 100-Yard Receiver	4-2
Leading After 3 Quarters	7-1	When Not Allowing a 100-Yard Receiver	6-5
Tied After 3 Quarters	0-0	With a 300-Yard Passer	0-0
Trailing After 3 Quarters	2-6	Without a 300-Yard Passer	9-7
Winning Coin Toss	4-4	Allowing a 300-Yard (net) Passer	0-1
Losing Coin Toss	5-3	Not Allowing a 300-Yard (net) Passer	9-6
Decided by 7 Points or Less	3-3	Overtime	1-0
Decided By 3 Points or Less	1-2	Preseason	3-1



# 2005 STATISTICS

## RESULTS AND ATTENDANCE

### WON 6, LOST 10

09/11	L	7-24	Indianapolis	70,501
09/18	L	10-25	at Tennessee	69,149
09/25			Bye Week	
10/02	W	13-3	NY Jets	70,479
10/09	L	17-35	at Detroit	61,201
10/16	W	16-3	Cleveland	70,196
10/23	L	6-10	at Chicago	62,102
10/31	L	19-20	at Pittsburgh	64,178
11/06	L	9-21	Cincinnati	70,540
11/13	L	3-30	at Jacksonville	66,107
11/20	W	16-13 (OT)	Pittsburgh	70,601
11/27	L	29-42	at Cincinnati	65,680
12/04	W	16-15	Houston	69,909
12/11	L	10-12	at Denver	75,651
12/19	W	48-3	Green Bay	70,604
12/25	W	30-23	Minnesota	70,246
01/01	L	16-20	at Cleveland	69,871

## TEAM STATISTICS

	RAVENS	OPPONENT
<b>TOTAL FIRST DOWNS</b>	<b>286</b>	<b>277</b>
Rushing	97	79
Passing	163	161
Penalty	26	37
3rd Down: Made/Att	95/243	79/219
3rd Down Pct.	39.1	36.1
4th Down: Made/Att	11/19	4/12
4th Down Pct.	57.9	33.3
<b>POSSESSION AVG.</b>	<b>30:22</b>	<b>29:38</b>
<b>TOTAL NET YARDS</b>	<b>4693</b>	<b>4555</b>
Avg. Per Game	293.3	284.7
Total Plays	1056	998
Avg. Per Play	4.4	4.6
<b>NET YARDS RUSHING</b>	<b>1605</b>	<b>1591</b>
Avg. Per Game	100.3	99.4
Total Rushes	452	431
<b>NET YARDS PASSING</b>	<b>3088</b>	<b>2964</b>
Avg. Per Game	193.0	185.3
Sacked/Yards Lost	42/293	41/264
Gross Yards	3381	3228
Att./Completions	562/335	526/296
Completion Pct.	59.6	56.3
Had Intercepted	21	11
<b>PUNTS/AVERAGE</b>	<b>86/42.8</b>	<b>89/40.5</b>
<b>NET PUNTING AVG.</b>	<b>86/35.6</b>	<b>89/33.0</b>
<b>PENALTIES/YARDS</b>	<b>139/1067</b>	<b>110/844</b>
<b>FUMBLES/BALL LOST</b>	<b>28/15</b>	<b>27/14</b>
<b>TOUCHDOWNS</b>	<b>25</b>	<b>30</b>
Rushing	5	8
Passing	17	18
Returns	3	4

SCORE BY PERIODS	1	2	3	4	OT	PTS
RAVENS	50	77	44	91	3	265
OPPONENTS	54	75	90	80	0	299

SCORING	TD	RU	PA	RT	K/PAT	FG	S	PTS
Stover	0	0	0	0	23/23	30/34	0	113
Heap	7	0	7	0			0	42
J. Lewis	4	3	1	0			0	24
Clayton	3	1	2	0			0	18
Mason	3	0	3	0			0	18
Thomas	3	0	0	3			0	18
Hymes	2	0	2	0			0	12
Boller	1	1	0	0			0	6
Taylor	1	0	1	0			0	6
Wilcox	1	0	1	0			0	6
J. Green	0	0	0	0			0	2
Elling	0	0	0	0	0/0	0/1	0	0
<b>RAVENS</b>	<b>25</b>	<b>5</b>	<b>17</b>	<b>3</b>	<b>23/23</b>	<b>30/35</b>	<b>0</b>	<b>265</b>
<b>Opponents</b>	<b>30</b>	<b>8</b>	<b>18</b>	<b>4</b>	<b>28/29</b>	<b>29/31</b>	<b>1</b>	<b>299</b>

2-PT. CONVERSIONS: J. Green, RAVENS 1-2; Opponents 1-1

SACKS: Thomas 9.0, Suggs 8.0, Polley 4.0, Scott 4.0, Boulware 2.5, Gregg 2.5, R. Green 2.0, Weaver 2.0, (group) 2.0, J. Johnson 1.5, Williams 1.5, Franklin 1.0, Kemoeatu 1.0, R. Lewis 1.0 RAVENS 42.0; Opponents 42.0

PASSING	ATT	COMP	YARDS	COMP%	YDS/ATT	TD	TD%	INT	INT%	LG	SACK/LOST	RATING
Boller	293	171	1799	58.4	6.14	11	3.8	12	4.1	47t	23/146	71.8
Wright	266	164	1582	61.7	5.95	6	2.3	9	3.4	48	19/147	71.7
Hymes	2	0	0	0.0	0.00	0	0.0	0	0.0	0	0/0	39.6
Clayton	1	0	0	0.0	0.00	0	0.0	0	0.0	0	0/0	39.6
<b>RAVENS</b>	<b>562</b>	<b>335</b>	<b>3381</b>	<b>59.6</b>	<b>6.02</b>	<b>17</b>	<b>3.0</b>	<b>21</b>	<b>3.7</b>	<b>48</b>	<b>42/293</b>	<b>71.3</b>
<b>Opponents</b>	<b>526</b>	<b>296</b>	<b>3228</b>	<b>56.3</b>	<b>6.14</b>	<b>18</b>	<b>3.4</b>	<b>11</b>	<b>2.3</b>	<b>56</b>	<b>41/264</b>	<b>76.4</b>

RUSHING	NO	YDS	AVG	LG	TD
J. Lewis	269	906	3.4	25	3
Taylor	117	487	4.2	52	0
Wright	18	68	3.8	22	0
Boller	23	66	2.9	9	1
Clayton	8	33	4.1	11t	1
Stewart	4	24	6.0	13	0
White	6	17	2.8	5	0
J. Green	5	4	0.8	4	0
Sanders	1	0	0.0	0	0
Zastudil	1	0	0.0	0	0
<b>RAVENS</b>	<b>452</b>	<b>1605</b>	<b>3.6</b>	<b>52</b>	<b>5</b>
<b>Opponents</b>	<b>431</b>	<b>1591</b>	<b>3.7</b>	<b>77t</b>	<b>8</b>

RECEIVING	NO	YDS	AVG	LG	TD
Mason	86	1073	12.5	39t	3
Heap	75	855	11.4	48	7
Clayton	44	471	10.7	47t	2
Taylor	41	292	7.1	20	1
J. Lewis	32	191	6.0	15t	1
Wilcox	20	154	7.7	17t	1
Hymes	11	132	12.0	21	2
J. Green	7	32	4.6	8	0
Dinkins	6	55	9.2	15	0
Moore	3	59	19.7	24	0
Mughelli	3	13	4.3	6	0
Mu. Smith	3	5	1.7	4	0
P. Johnson	2	31	15.5	19	0
Ricard	2	18	9.0	11	0
<b>RAVENS</b>	<b>335</b>	<b>3381</b>	<b>10.1</b>	<b>48</b>	<b>17</b>
<b>Opponents</b>	<b>296</b>	<b>3228</b>	<b>10.9</b>	<b>56</b>	<b>18</b>

INTERCEPTIONS	NO	YDS	AVG	LG	TD
Sanders	2	57	28.5	33	0
Thomas	2	48	24.0	28	1
Suggs	2	38	19.0	38	0
Reed	1	23	23.0	23	0
Williams	1	14	14.0	14	0
Rolle	1	11	11.0	11	0
Polley	1	2	2.0	2	0
R. Lewis	1	0	0.0	0	0
McAlister	1	0	0.0	0	0
<b>RAVENS</b>	<b>12</b>	<b>193</b>	<b>16.1</b>	<b>48</b>	<b>1</b>
<b>Opponents</b>	<b>21</b>	<b>256</b>	<b>12.2</b>	<b>37</b>	<b>3</b>

PUNTING	NO	YDS	AVG	NET	TB	IN	LG	BLK
Zastudil	84	3653	43.5	35.7	7	11	60	1
Elling	1	32	32.0	32.0	0	1	32	0
<b>RAVENS</b>	<b>86</b>	<b>3685</b>	<b>42.8</b>	<b>35.6</b>	<b>7</b>	<b>12</b>	<b>60</b>	<b>1</b>
<b>Opponents</b>	<b>89</b>	<b>3605</b>	<b>40.5</b>	<b>33.0</b>	<b>12</b>	<b>30</b>	<b>61</b>	<b>0</b>

PUNT RETURNS	RET	FC	YDS	AVG	LG	TD
Sams	33	10	401	12.2	51	0
Clayton	6	2	30	5.0	10	0
Sanders	0	1	0	---	---	0
<b>RAVENS</b>	<b>39</b>	<b>13</b>	<b>431</b>	<b>11.1</b>	<b>51</b>	<b>0</b>
<b>Opponents</b>	<b>55</b>	<b>12</b>	<b>481</b>	<b>8.7</b>	<b>62t</b>	<b>1</b>

KICKOFF RETURNS	NO	YDS	AVG	LG	TD
Sams	44	998	22.7	87	0
Taylor	12	253	21.1	45	0
White	2	18	9.0	9	0
Dinkins	1	10	10.0	10	0
J. Green	1	10	10.0	10	0
<b>RAVENS</b>	<b>60</b>	<b>1289</b>	<b>21.5</b>	<b>87</b>	<b>0</b>
<b>Opponents</b>	<b>62</b>	<b>1352</b>	<b>21.8</b>	<b>59</b>	<b>0</b>

FIELD GOALS	1-19	20-29	30-39	40-49	50+
Stover	1/1	8/8	10/11	11/14	0/0
Elling	0/0	0/0	0/0	0/0	0/1
<b>RAVENS</b>	<b>1/1</b>	<b>8/8</b>	<b>10/11</b>	<b>11/14</b>	<b>0/1</b>
<b>Opponents</b>	<b>0/0</b>	<b>12/12</b>	<b>9/9</b>	<b>8/10</b>	<b>0/0</b>

Stover: (38N,47N,45N)(30)(42,25)(46)(39,27,38)(40,29)(22,43N,40,49,47)(34,32,31)(41)(47,25,44)(38)(29)(23,40)(37,38,19)(21,43,31)  
 Elling: 0(0)0(0)0(0)0(0)(54N)0(0)0(0)  
 Opponents: (20)(39,29,47)(21)(24)(23,47N)(42,37)(48N)(48,33,26)(44,37)(26,31)(39,26,22,29,39)(47,48)(27)(36,40,46)(21,39)

# 2005 STATISTICS

## DEFENSIVE

FROM COACHES VIDEO

PLAYER	TT	SOLO	AS	SACKS	YDS	INT	YDS	PD	FF	FR
Polley, Tommy	134	95	39	4	29	0	0	2	2	1
Scott, Bart	119	77	42	4	24.5	0	0	5	1	1
Thomas, Adalius	104	70	34	9	75	2	48	9	3	4
Gregg, Kelly	102	61	41	2.5	15	0	0	4	0	0
Suggs, Terrell	86	65	21	8	64.5	2	38	3	6	1
Lewis, Ray	77	47	30	1	1	1	0	3	0	1
Demps, Will	70	56	14	0	0	0	0	3	0	2
Kemoeatu, Maake	70	44	26	1	2	0	0	0	0	1
Johnson, Jarret	61	37	24	1.5	4	0	0	2	0	1
McAlister, Chris	53	47	6	0	0	1	0	20	1	0
Williams, Chad	47	34	13	1.5	12	1	14	3	2	0
Weaver, Anthony	46	35	11	2	11	0	0	2	0	1
Rolle, Samari	45	40	5	0	0	1	11	14	1	0
Reed, Ed	40	36	4	0	0	1	23	12	0	0
Sanders, Deion	40	30	10	0	0	2	57	7	0	0
Edwards, Dwan	38	23	15	0	0	0	0	0	0	0
Franklin, Aubrayo	34	18	16	1	1	0	0	1	0	0
Carter, Dale	18	17	1	0	0	0	0	1	0	0
Boulware, Peter	15	6	9	2.5	18	0	0	1	0	0
Green, Roderick	4	4	0	2	4	0	0	0	0	0
Ward, B.J.	4	4	0	0	0	0	0	0	0	1
<b>Totals</b>	<b>1207</b>	<b>846</b>	<b>361</b>	<b>42</b>	<b>261</b>	<b>11</b>	<b>191</b>	<b>92</b>	<b>16</b>	<b>14</b>

## SPECIAL TEAMS

FROM COACHES VIDEO

PLAYER	TT	SOLO	AS	FF	FR	BK
Wilcox, Daniel	18	12	6	0	1	0
Green, Roderick	17	12	5	0	1	0
Ward, B.J.	17	11	6	1	0	0
Mughelli, Ovie	16	15	1	0	0	0
Scott, Bart	15	12	3	2	0	0
Taylor, Chester	13	10	3	0	0	0
Williams, Chad	12	10	2	0	0	0
Carter, Dale	10	10	0	1	0	0
Dinkins, Darnell	10	9	1	0	0	0
Katula, Matt	10	7	3	0	0	0
Demps, Will	7	3	4	0	0	0
Green, Justin	4	3	1	0	0	0
Thomas, Adalius	4	4	0	0	0	0
Polley, Tommy	3	1	2	0	0	0
Clayton, Mark	2	2	0	0	0	0
Haley, Dennis	2	2	0	0	0	0
Oglesby, Evan	2	1	1	0	0	0
Smith, Mike	2	1	1	0	0	0
Smith, Musa	2	2	0	0	0	0
Elling, Aaron	1	1	0	0	0	0
Nelson, Jim	1	1	0	0	0	0
Stover, Matt	1	1	0	0	0	0
Woodfin, Zac	1	1	0	0	0	0
Zastudil, Dave	1	1	0	0	0	0
<b>Totals</b>	<b>171</b>	<b>132</b>	<b>39</b>	<b>4</b>	<b>2</b>	<b>0</b>

## TOP THREE

SOLO	SACKS	FF	FR	PD
95 Tommy Polley	9 Adalius Thomas	6 Terrell Suggs	4 Adalius Thomas	20 Chris McAlister
77 Bart Scott	8 Terrell Suggs	3 Adalius Thomas	2 Will Demps	14 Samari Rolle
70 Adalius Thomas	4 2 Tied	2 2 Tied	1 8 Tied	12 Ed Reed

## USUAL STARTERS

OFFENSE		DEFENSE	
WR 89 Mark Clayton	LDE 98 Anthony Weaver		
LT 75 Jonathan Ogden	DT 97 Kelly Gregg		
LG 64 Edwin Mulitalo	NT 92 Maake Kemoeatu		
C 62 Mike Flynn	RDE 55 Terrell Suggs		
RG 68 Keydrick Vincent	LLB 96 Adalius Thomas		
RT 77 Orlando Brown	MLB 50 Tommy Polley		
TE 86 Todd Heap	RLB 57 Bart Scott		
WR 85 Derrick Mason	LCB 21 Chris McAlister		
QB 7 Kyle Boller	RCB 22 Samari Rolle		
RB 31 Jamal Lewis	SS 20 Ed Reed		
FB 34 Ovie Mughelli	FS 47 Will Demps		

## COACHES

**Brian Billick**, Head Coach; **Jim Fassel**, Offensive Coordinator; **Rex Ryan**, Defensive Coordinator; **Gary Zauner**, Special Teams Coordinator; **Clarence Brooks**, Defensive Line; **John Fassel**, Offensive Assistant; **Jedd Fisch**, Asst. Quarterbacks/Wide Receivers; **Jeff FitzGerald**, Linebackers; **Chris Foerster**, Asst. Head Coach/Offensive Line; **Jeff Friday**, Strength and Conditioning; **Wade Harman**, Tight Ends/Asst. Offensive Line; **Johnnie Lynn**, Secondary; **Rick Neuheisel**, Quarterbacks; **Mike Pettine**, Outside Linebackers; **Paul Ricci**, Asst. Strength and Conditioning; **David Shaw**, Wide Receivers; **Matt Simon**, Running Backs; **Bennie Thompson**, Asst. Special Teams; **Dennis Thurman**, Secondary

## RAVENS HONOR ROLL

**Pro Bowl:** LT Jonathan Ogden (starter); TE Todd Heap and S Ed Reed (alternates)  
**FedEx Air Player of the Week:** QB Kyle Boller (Week 16)  
**Pro Football Weekly/PFWA All-Rookie Team:** WR Mark Clayton  
**The Sporting News All-Pro:** PR B.J. Sams  
**USA Today All-Joe Team:** DT Kelly Gregg  
**NFL Players of the Week:** K Matt Stover (Week 11) – Special Teams; LB Terrell Suggs (Week 13) – Defense  
**Ravens Nest Player of the Year:** LB Bart Scott  
**Ravens Roost Extra Effort Award:** DE Jarret Johnson  
**Ravens Roost Unsung Hero:** LB Adalius Thomas  
**Ed Block Courage Award:** CB Dale Carter

## SEASON TRENDS

Record	6-10	When Scoring First	4-4
vs. AFC North	2-4	When Not Scoring First	1-6
vs. AFC	4-8	Positive or Even Turnover Ratio	4-4
vs. NFC	2-2	Negative Turnover Ratio	2-6
Home	6-2	Winning or Even Penalty Ratio	3-2
Away	0-8	Losing Penalty Ratio	3-8
On Grass	0-6	With a 100-Yard Rusher	1-1
On Artificial Turf	6-4	With a 100-Yard Receiver	2-1
Outdoors	6-9	Without a 100-Yard Rusher	5-9
Indoors	0-1	Without a 100-Yard Receiver	4-9
Leading at Halftime	5-1	When Allowing a 100-Yard Rusher	0-4
Trailing at Halftime	1-8	When Not Allowing a 100-Yard Rusher	5-7
Tied at Halftime	0-1	When Allowing a 100-Yard Receiver	0-3
Leading After 3 Quarters	5-0	When Not Allowing a 100-Yard Receiver	6-7
Tied After 3 Quarters	0-0	With a 300-Yard Passer	0-0
Trailing After 3 Quarters	1-10	Without a 300-Yard Passer	6-10
Winning Coin Toss	3-5	Allowing a 300-Yard (net) Passer	0-1
Losing Coin Toss	3-5	Not Allowing a 300-Yard (net) Passer	6-9
Decided by 7 Points or Less	3-4	Overtime	1-0
Decided By 3 Points or Less	2-2	Preseason	2-2

# 2006 STATISTICS

## RESULTS AND ATTENDANCE

### WON 13, LOST 3 (AFC NORTH CHAMPIONS)

9/10	W	27-0	at Tampa Bay	65,087
9/17	W	28-6	Oakland	70,744
9/24	W	15-14	at Cleveland	72,474
10/01	W	16-13	San Diego	70,743
10/09	L	3-13	at Denver	76,355
10/15	L	21-23	Carolina	70,762
10/22			Bye Week	
10/29	W	35-22	at New Orleans	69,152
11/05	W	26-20	Cincinnati	70,792
11/12	W	27-26	at Tennessee	69,143
11/19	W	24-10	Atlanta	70,790
11/26	W	27-0	Pittsburgh	70,946
11/30	L	7-13	at Cincinnati	65,973
12/10	W	20-10	at Kansas City	77,232
12/17	W	27-17	Cleveland	70,857
12/24	W	31-7	at Pittsburgh	63,224
12/31	W	19-7	Buffalo	70,913

## TEAM STATISTICS

### TOTAL FIRST DOWNS

Rushing	86	59
Passing	179	151
Penalty	17	26
3rd Down: Made/Att	96/233	60/208
3rd Down Pct.	41.2	28.8
4th Down: Made/Att	8/11	9/23
4th Down Pct.	72.7	39.1

### POSSESSION AVG.

<b>RAVENS</b>	<b>32:49</b>	<b>27:12</b>
<b>Opponents</b>	<b>32:49</b>	<b>27:12</b>
<b>TOTAL NET YARDS</b>	<b>5072</b>	<b>4225</b>
Avg. Per Game	317.0	264.1
Total Plays	1017	936
Avg. Per Play	5.0	4.5

### NET YARDS RUSHING

<b>RAVENS</b>	<b>1637</b>	<b>1214</b>
Avg. Per Game	102.3	75.9
Total Rushes	476	367
<b>NET YARDS PASSING</b>	<b>3435</b>	<b>3011</b>
Avg. Per Game	214.7	188.2
Sacked/Yards Lost	17/100	60/418
Gross Yards	3535	3429
Att./Completions	524/328	509/279
Completion Pct.	62.6	54.8
Had Intercepted	14	28

### NET YARDS PASSING

<b>PUNTS/AVERAGE</b>	<b>86/43.0</b>	<b>86/44.9</b>
<b>NET PUNTING AVG.</b>	<b>86/37.6</b>	<b>86/38.3</b>
<b>PENALTIES/YARDS</b>	<b>109/878</b>	<b>79/580</b>
<b>FUMBLES/BALL LOST</b>	<b>21/9</b>	<b>24/12</b>
<b>TOUCHDOWNS</b>	<b>38</b>	<b>21</b>
Rushing	11	5
Passing	21	16
Returns	6	0

### PUNTS/AVERAGE

<b>NET PUNTING AVG.</b>	<b>86/37.6</b>	<b>86/38.3</b>
<b>PENALTIES/YARDS</b>	<b>109/878</b>	<b>79/580</b>
<b>FUMBLES/BALL LOST</b>	<b>21/9</b>	<b>24/12</b>
<b>TOUCHDOWNS</b>	<b>38</b>	<b>21</b>
Rushing	11	5
Passing	21	16
Returns	6	0

### TOUCHDOWNS

<b>SCORE BY PERIODS</b>	<b>1</b>	<b>2</b>	<b>3</b>	<b>4</b>	<b>OT</b>	<b>PTS</b>
<b>RAVENS</b>	<b>84</b>	<b>91</b>	<b>73</b>	<b>105</b>	<b>0</b>	<b>353</b>
<b>Opponents</b>	<b>32</b>	<b>84</b>	<b>30</b>	<b>55</b>	<b>0</b>	<b>201</b>

### SCORE BY PERIODS

<b>RAVENS</b>	<b>84</b>	<b>91</b>	<b>73</b>	<b>105</b>	<b>0</b>	<b>353</b>
<b>Opponents</b>	<b>32</b>	<b>84</b>	<b>30</b>	<b>55</b>	<b>0</b>	<b>201</b>

### SCORING

<b>TD</b>	<b>RU</b>	<b>PA</b>	<b>RT</b>	<b>K/PAT</b>	<b>FG</b>	<b>S</b>	<b>PTS</b>	
Stover	0	0	0	37/37	28/30	0	121	
J. Lewis	9	9	0	0	0	0	54	
Heap	6	0	6	0	0	0	36	
Clayton	5	0	5	0	0	0	30	
Wilcox	3	0	3	0	0	0	18	
Mason	2	0	2	0	0	0	12	
McAlister	2	0	0	2	0	0	12	
Mughelli	2	0	2	0	0	0	12	
Williams	2	0	2	0	0	0	12	
Reed	1	0	0	1	1	8	8	
Thomas	1	0	0	1	1	8	8	
Anderson	1	1	0	0	0	6	6	
Landry	1	0	0	1	0	6	6	
McNair	1	1	0	0	0	6	6	
Moore	1	0	1	0	0	6	6	
Prude	1	0	0	1	0	6	6	
<b>RAVENS</b>	<b>38</b>	<b>11</b>	<b>21</b>	<b>6</b>	<b>37/37</b>	<b>28/30</b>	<b>2</b>	<b>353</b>
<b>Opponents</b>	<b>21</b>	<b>5</b>	<b>16</b>	<b>0</b>	<b>20/20</b>	<b>17/23</b>	<b>1</b>	<b>201</b>

### 2-PT. CONVERSIONS: RAVENS 0-1; Opponents 1-1

**SACKS:** Pryce 13, Thomas 11, Scott 9.5, Suggs 9.5, R. Lewis 5, Gregg 3.5, Landry 3, Ivy 2, J. Johnson 1.5, Ngata 1, Rolle 1 **RAVENS 60;** Opponents 17

## PASSING

McNair	468	295	3050	63.0	6.52
Boller	55	33	485	60.0	8.82
Clayton	1	0	0	0.0	0.00
<b>RAVENS</b>	<b>524</b>	<b>328</b>	<b>3535</b>	<b>62.6</b>	<b>6.75</b>
<b>Opponents</b>	<b>509</b>	<b>279</b>	<b>3429</b>	<b>54.8</b>	<b>6.74</b>

## RUSHING

J. Lewis	314	1132	3.6	52	9
Anderson	39	183	4.7	34t	1
Mu. Smith	36	153	4.3	30	0
McNair	45	119	2.6	19	1
Mughelli	12	50	4.2	12	0
Boller	22	34	1.5	10	0
Mason	1	-4	-4.0	-4	0
Clayton	7	-30	-4.3	3	0
<b>RAVENS</b>	<b>476</b>	<b>1637</b>	<b>3.4</b>	<b>52</b>	<b>11</b>
<b>Opponents</b>	<b>367</b>	<b>1214</b>	<b>3.3</b>	<b>47</b>	<b>5</b>

## RECEIVING

Heap	73	765	10.5	30	6
Mason	68	750	11.0	38	2
Clayton	67	939	14.0	87t	5
Williams	22	396	18.0	77t	2
Mu. Smith	22	135	6.1	30	0
Mughelli	21	182	8.7	30t	2
Wilcox	20	166	8.3	35	3
J. Lewis	18	115	6.4	15	0
Anderson	9	54	6.0	13	0
Green	4	17	4.3	12	0
Sypniewski	2	15	7.5	9	0
Moore	2	1	0.5	4t	1
<b>RAVENS</b>	<b>328</b>	<b>3535</b>	<b>10.8</b>	<b>87t</b>	<b>21</b>
<b>Opponents</b>	<b>279</b>	<b>3429</b>	<b>12.3</b>	<b>72t</b>	<b>16</b>

## INTERCEPTIONS

McAlister	6	121	20.2	60t	2
Landry	5	101	20.2	37	1
Reed	5	70	14.0	37	1
Rolle	3	60	20.0	44	0
Prude	2	66	33.0	54	1
Scott	2	31	15.5	24	0
R. Lewis	2	27	13.5	27	0
Ngata	1	60	60.0	60	0
Thomas	1	7	7.0	7	0
Ivy	1	0	0.0	0	0
Sapp	0	1	0.0	1	0
<b>RAVENS</b>	<b>28</b>	<b>544</b>	<b>19.4</b>	<b>60t</b>	<b>5</b>
<b>Opponents</b>	<b>14</b>	<b>142</b>	<b>10.1</b>	<b>45</b>	<b>0</b>

## PUNTING

Koch	86	3695	43.0	37.6	3	30	61	0
<b>RAVENS</b>	<b>86</b>	<b>3695</b>	<b>43.0</b>	<b>37.6</b>	<b>3</b>	<b>30</b>	<b>61</b>	<b>0</b>
<b>Opponents</b>	<b>86</b>	<b>3864</b>	<b>44.9</b>	<b>38.3</b>	<b>11</b>	<b>26</b>	<b>71</b>	<b>0</b>

## PUNT RETURNS

Sams	29	4	307	10.6	65	0
Ross	13	3	37	2.8	9	0
Ivy	2	0	7	3.5	7	0
Oglesby	1	0	0	0.0	0	0
<b>RAVENS</b>	<b>45</b>	<b>7</b>	<b>351</b>	<b>7.8</b>	<b>65</b>	<b>0</b>
<b>Opponents</b>	<b>44</b>	<b>16</b>	<b>404</b>	<b>9.2</b>	<b>38</b>	<b>0</b>

## KICKOFF RETURNS

Sams	30	772	25.7	72	0
Ross	9	194	21.6	28	0
J. Johnson	3	28	9.3	14	0
Ivy	1	14	14.0	14	0
Mu. Smith	1	27	27.0	27	0
Sypniewski	1	11	11.0	11	0
<b>RAVENS</b>	<b>45</b>	<b>1046</b>	<b>23.2</b>	<b>72</b>	<b>0</b>
<b>Opponents</b>	<b>75</b>	<b>1636</b>	<b>21.8</b>	<b>46</b>	<b>0</b>

## FIELD GOALS

Stover	0/0	12/13	9/9	6/7	1/1
<b>RAVENS</b>	<b>0/0</b>	<b>12/13</b>	<b>9/9</b>	<b>6/7</b>	<b>1/1</b>
<b>Opponents</b>	<b>0/0</b>	<b>6/6</b>	<b>4/5</b>	<b>3/8</b>	<b>4/4</b>

**Stover:** (20G,42G)(25G,33G,37G,23G)(32G,43G,52G)(24G)(43G,25G,36G,35G)(27G,40G)(42N,29G)(37G,40G)(29N)(41G,23G)(38G,22G)(26G)(26G,37G,39G,29G)  
**Opponents:** (34G,51G)(34G,54G,40N)(43G,44G)(21G,31G,21G)(51G,31G)(21G,41N,43B)(21G)(23G,27G,46N)(32N,49G)(51G,47N)(0)

## PASSING

McNair	468	295	3050	63.0	6.52	16	3.4	12	2.6	87t	14/84	82.5
Boller	55	33	485	60.0	8.82	5	9.1	2	3.6	77t	3/16	104.0
Clayton	1	0	0	0.0	0.00	0	0.0	0	0.0	0	0/0	39.6
<b>RAVENS</b>	<b>524</b>	<b>328</b>	<b>3535</b>	<b>62.6</b>	<b>6.75</b>	<b>21</b>	<b>4.0</b>	<b>14</b>	<b>2.7</b>	<b>87t</b>	<b>17/100</b>	<b>84.6</b>
<b>Opponents</b>	<b>509</b>	<b>279</b>	<b>3429</b>	<b>54.8</b>	<b>6.74</b>	<b>16</b>	<b>3.1</b>	<b>28</b>	<b>5.5</b>	<b>72t</b>	<b>60/418</b>	<b>63.4</b>



# 2006 STATISTICS

## DEFENSIVE

FROM COACHES VIDEO

PLAYER	TT	SOLO	AS	SACKS	YDS	INT	YDS	PD	FF	FR	FR	FR	FR
Lewis, Ray	164	106	58	5	36.5	2	27	9	1	1			
Scott, Bart	135	93	42	9.5	66	2	31	9	1	0			
Thomas, Adalius	106	75	31	11	59	1	7	9	1	1			
Gregg, Kelly	101	61	40	3.5	23	0	0	1	1	3			
Landry, Dawan	89	55	34	3	16	5	101	13	0	0			
Suggs, Terrell	86	63	23	9.5	64.5	0	0	7	3	2			
Pryce, Trevor	73	49	24	13	113.5	0	0	3	2	0			
Reed, Ed	66	61	5	0	0	5	70	16	1	1			
Rolle, Samari	60	55	5	1	7	3	60	13	0	0			
McAlister, Chris	56	51	5	0	0	6	121	25	0	2			
Ngata, Haloti	51	28	23	1	3	1	60	3	0	0			
Johnson, Jarret	35	23	12	1.5	16.5	0	0	2	0	0			
Franklin, Aubrayo	23	13	10	0	0	0	0	1	0	0			
Bannan, Justin	20	13	7	0	0	0	0	0	1	0			
Ivy, Corey	17	14	3	2	13	1	0	6	2	0			
Edwards, Dwan	12	7	5	0	0	0	0	1	0	0			
Sapp, Gerome	12	10	2	0	0	0	1	2	1	0			
Haley, Dennis	11	6	5	0	0	0	0	2	0	0			
Oglesby, Evan	9	8	1	0	0	0	0	2	0	0			
Prude, Ronnie	4	4	0	0	0	2	66	5	0	0			
Stills, Gary	2	2	0	0	0	0	0	0	1	1			
Cody, Dan	1	0	1	0	0	0	0	0	0	0			
Martin, Derrick	1	1	0	0	0	0	0	0	0	0			
Smith, Mike	1	0	1	0	0	0	0	0	0	0			
<b>Totals</b>	<b>1135</b>	<b>798</b>	<b>337</b>	<b>60</b>	<b>418</b>	<b>28</b>	<b>544</b>	<b>129</b>	<b>15</b>	<b>11</b>			

## SPECIAL TEAMS

FROM COACHES VIDEO

PLAYER	TT	SOLO	AS	FF	FR	FR	FR	FR	FR	FR	FR	FR	FR
Stills, Gary	44	29	15	0	1	0	1	0	0	0			
Wilcox, Daniel	20	13	7	0	0	0	0	0	0	0			
Oglesby, Evan	17	9	8	0	0	0	0	0	0	0			
Ivy, Corey	14	11	3	0	0	0	0	0	0	0			
Mughelli, Ovie	14	10	4	0	0	0	0	0	0	0			
Green, Justin	12	6	6	0	0	0	0	0	0	0			
Sapp, Gerome	10	7	3	0	0	0	0	0	0	0			
Haley, Dennis	9	3	6	0	0	0	0	0	0	0			
Johnson, Jarret	6	5	1	0	0	0	0	0	0	0			
Prude, Ronnie	6	5	1	0	0	0	0	0	0	0			
Smith, Mike	6	2	4	1	0	0	0	0	0	0			
Katula, Matt	5	1	4	0	0	0	0	0	0	0			
Johnson, Tim	4	4	0	0	0	0	0	0	0	0			
Landry, Dawan	4	3	1	0	0	0	0	0	0	0			
Martin, Derrick	4	3	1	0	0	0	0	0	0	0			
Smith, Musa	4	2	2	0	0	1	0	0	0	0			
Bannister, Alex	2	2	0	0	0	0	0	0	0	0			
Koch, Sam	2	2	0	0	0	0	0	0	0	0			
Sypniewski, Quinn	2	1	1	0	0	0	0	0	0	0			
Winborne, Jamaine	2	1	1	0	0	0	0	0	0	0			
Anderson, Mike	1	0	1	0	0	0	0	0	0	0			
Stover, Matt	1	1	0	0	0	0	0	0	0	0			
Thomas, Adalius	1	0	1	0	0	0	0	0	0	0			
<b>Totals</b>	<b>190</b>	<b>120</b>	<b>70</b>	<b>1</b>	<b>2</b>	<b>2</b>	<b>1</b>	<b>2</b>	<b>2</b>	<b>0</b>			

## TOP THREE

SOLO	SACKS	FF	FR	PD
106 Ray Lewis	13 Trevor Pryce	3 Terrell Suggs	3 Kelly Gregg	25 Chris McAlister
93 Bart Scott	11 Adalius Thomas	2 Corey Ivy	2 Chris McAlister	16 Ed Reed
75 Adalius Thomas	9.5 2 Players	2 Trevor Pryce	2 Terrell Suggs	13 2 Players

## USUAL STARTERS

OFFENSE		DEFENSE	
WR 89	Mark Clayton	LDT 90	Trevor Pryce
LT 75	Jonathan Ogden	NT 97	Kelly Gregg
LG 60	Jason Brown	RDT 92	Haloti Ngata
C 62	Mike Flynn	LOLB 55	Terrell Suggs
RG 68	Keydrick Vincent	LILB 57	Bart Scott
RT 79	Tony Pashos	RILB 52	Ray Lewis
TE 86	Todd Heap	ROLB 96	Adalius Thomas
WR 85	Derrick Mason	LCB 21	Chris McAlister
QB 9	Steve McNair	RCB 22	Samari Rolle
RB 31	Jamal Lewis	SS 26	Dawan Landry
FB 34	Ovie Mughelli	FS 20	Ed Reed

## COACHES

**Brian Billick**, Head Coach; **Rex Ryan**, Defensive Coordinator; **Frank Ganz Jr.**, Special Teams Coordinator; **Clarence Brooks**, Defensive Line; **Mark Carrier**, Secondary; **Vic Fangio**, Special Assistant; **Jim Fassel**, Offensive Coordinator (games 1-4); **John Fassel**, Special Teams Assistant; **Jedd Fisch**, Asst. Quarterbacks/Wide Receivers; **Jeff FitzGerald**, Linebackers; **Chris Foerster**, Asst. Head Coach/Offensive Line; **Jeff Friday**, Strength and Conditioning; **Wade Harman**, Tight Ends/Asst. Offensive Line; **Mike Johnson**, Wide Receivers; **Tony Nathan**, Running Backs; **Rick Neuheisel**, Quarterbacks; **Mike Pettine**, Outside Linebackers; **Paul Ricci**, Asst. Strength and Conditioning; **Greg Roman**, Asst. Offensive Line; **Dennis Thurman**, Secondary

## RAVENS HONOR ROLL

**Pro Bowl:** LB Ray Lewis, CB Chris McAlister, QB Steve McNair, LT Jonathan Ogden (starter), S Ed Reed (starter), LB Bart Scott, LB Terrell Suggs, LB Adalius Thomas (starter)

**NFL Alumni Association's TE of the Year:** Todd Heap

**Pro Football Weekly Asst. Coach of the Year:** Rex Ryan

**USA Today's All-Joe Team:** NT Kelly Gregg, TE Todd Heap, FB Ovie Mughelli, DE Trevor Pryce, LB Bart Scott, K Matt Stover

**NFL Players of the Month/Week:** LB Bart Scott (Sept.) - Defense, K Matt Stover (Sept.) - Special Teams, LB Ray Lewis (Week 1) - Defense, CB Chris McAlister (Week 17) - Defense, DT Trevor Pryce (Week 10) - Special Teams, RB B.J. Sams (Week 11) - Special Teams

**Ed Block Courage Award:** CB Corey Ivy

**Ravens Roost Unsung Hero:** CB Corey Ivy

**Ravens Roost Extra Effort:** TE Daniel Wilcox

**Ravens Nest Player of the Year:** NT Kelly Gregg

## SEASON TRENDS

Record	13-3	When Scoring First	9-1
vs. AFC North	5-1	When Not Scoring First	4-2
vs. AFC	10-2	Positive or Even Turnover Ratio	9-1
vs. NFC	3-1	Negative Turnover Ratio	4-2
Home	7-1	Winning or Even Penalty Ratio	6-1
Away	6-2	Losing Penalty Ratio	8-2
On Grass	5-1	With a 100-Yard Rusher	2-0
On Artificial Turf	8-2	With a 100-Yard Receiver	5-1
Outdoors	12-3	Without a 100-Yard Rusher	11-3
Indoors	1-0	Without a 100-Yard Receiver	8-2
Leading at Halftime	9-0	When Allowing a 100-Yard Rusher	2-0
Trailing at Halftime	4-2	When Not Allowing a 100-Yard Rusher	11-3
Tied at Halftime	0-1	When Allowing a 100-Yard Receiver	4-2
Leading After 3 Quarters	10-0	When Not Allowing a 100-Yard Receiver	9-1
Tied After 3 Quarters	0-1	With a 300-Yard Passer	1-0
Trailing After 3 Quarters	3-2	Without a 300-Yard Passer	12-3
Winning Coin Toss	5-2	Allowing a 300-Yard (net) Passer	1-1
Losing Coin Toss	8-1	Not Allowing a 300-Yard (net) Passer	12-2
Decided by 7 Points or Less	4-2	Overtime	0-0
Decided By 3 Points or Less	3-1	Preseason	2-2

# 2006 POSTSEASON STATISTICS

## RESULTS AND ATTENDANCE

WON 0, LOST 1

01/13 L 6-15 Indianapolis 71,162

## TEAM STATISTICS

	RAVENS	OPPONENT
<b>TOTAL FIRST DOWNS</b>	<b>13</b>	<b>15</b>
Rushing	5	6
Passing	6	9
Penalty	2	0
3rd Down: Made/Att	2/11	8/19
3rd Down Pct.	18.2	42.1
4th Down: Made/Att	0/0	0/0
4th Down Pct.	0.0	0.0
<b>POSSESSION AVG.</b>	<b>28:36</b>	<b>31:24</b>
<b>TOTAL NET YARDS</b>	<b>244</b>	<b>261</b>
Avg. Per Game	244.0	261.0
Total Plays	51	66
Avg. Per Play	4.8	4.0
<b>NET YARDS RUSHING</b>	<b>83</b>	<b>100</b>
Avg. Per Game	83.0	100.0
Total Rushes	20	35
<b>NET YARDS PASSING</b>	<b>161</b>	<b>161</b>
Avg. Per Game	161.0	161.0
Sacked/Yards Lost	2/12	1/9
Gross Yards	173	170
Att./Completions	29/18	30/15
Completion Pct.	62.1	50.0
Had Intercepted	2	2
<b>PUNTS/AVERAGE</b>	<b>5/38.0</b>	<b>4/45.0</b>
<b>NET PUNTING AVG.</b>	<b>5/27.4</b>	<b>4/32.5</b>
<b>PENALTIES/YARDS</b>	<b>6/39</b>	<b>3/19</b>
<b>FUMBLES/BALL LOST</b>	<b>2/2</b>	<b>3/0</b>
<b>TOUCHDOWNS</b>	<b>0</b>	<b>0</b>
Rushing	0	0
Passing	0	0
Returns	0	0

SCORE BY PERIODS	1	2	3	4	OT	PTS
RAVENS	0	3	0	3	0	6
Opponents	6	3	3	3	0	15

SCORING	TD	RU	PA	RT	K/PAT	FG	S	PTS
Stover	0	0	0	0	0/0	2/2	0	6
RAVENS	0	0	0	0	0/0	2/2	0	6
Opponents	0	0	0	0	0/0	5/5	0	15

2-PT. CONVERSIONS: RAVENS 0-0; Opponents 0-0

SACKS: Gregg 0.5, Thomas 0.5 RAVENS 1.0; Opponents 2.0

## RUSHING

	NO	YDS	AVG	LG	TD
J. Lewis	13	53	4.1	18	0
Anderson	4	18	4.5	8	0
McNair	1	6	6.0	6	0
Mughelli	2	6	3.0	3	0
<b>RAVENS</b>	<b>20</b>	<b>83</b>	<b>4.2</b>	<b>18</b>	<b>0</b>
<b>Opponents</b>	<b>35</b>	<b>100</b>	<b>2.9</b>	<b>25</b>	<b>0</b>

## RECEIVING

	NO	YDS	AVG	LG	TD
Clayton	6	73	12.2	21	0
Heap	3	28	9.3	23	0
J. Lewis	3	24	8.0	13	0
Mason	2	16	8.0	9	0
Mughelli	2	11	5.5	9	0
Wilcox	1	15	15.0	15	0
Anderson	1	6	6.0	6	0
<b>RAVENS</b>	<b>18</b>	<b>173</b>	<b>9.6</b>	<b>23</b>	<b>0</b>
<b>Opponents</b>	<b>15</b>	<b>170</b>	<b>11.3</b>	<b>27</b>	<b>0</b>

## INTERCEPTIONS

	NO	YDS	AVG	LG	TD
Reed	2	0	0.0	0	0
<b>RAVENS</b>	<b>2</b>	<b>0</b>	<b>0.0</b>	<b>0</b>	<b>0</b>
<b>Opponents</b>	<b>2</b>	<b>9</b>	<b>4.5</b>	<b>9</b>	<b>0</b>

## PUNTING

	NO	YDS	AVG	NET	TB	IN	LG	BLK
Koch	5	190	38.0	27.4	1	1	47	0
<b>RAVENS</b>	<b>5</b>	<b>190</b>	<b>38.0</b>	<b>27.4</b>	<b>1</b>	<b>1</b>	<b>47</b>	<b>0</b>
<b>Opponents</b>	<b>4</b>	<b>180</b>	<b>45.0</b>	<b>32.5</b>	<b>1</b>	<b>1</b>	<b>51</b>	<b>0</b>

## PUNT RETURNS

	RET	FC	YDS	AVG	LG	TD
Ross	2	0	30	15.0	18	0
<b>RAVENS</b>	<b>2</b>	<b>0</b>	<b>30</b>	<b>15.0</b>	<b>18</b>	<b>0</b>
<b>Opponents</b>	<b>3</b>	<b>1</b>	<b>33</b>	<b>11.0</b>	<b>21</b>	<b>0</b>

## KICKOFF RETURNS

	NO	YDS	AVG	LG	TD
Ross	6	124	20.7	27	0
<b>RAVENS</b>	<b>6</b>	<b>124</b>	<b>20.7</b>	<b>27</b>	<b>0</b>
<b>Opponents</b>	<b>3</b>	<b>48</b>	<b>16.0</b>	<b>18</b>	<b>0</b>

## FIELD GOALS

	1-19	20-29	30-39	40-49	50+
Stover	0/0	0/0	0/0	1/1	1/1
<b>RAVENS</b>	<b>0/0</b>	<b>0/0</b>	<b>0/0</b>	<b>1/1</b>	<b>1/1</b>
<b>Opponents</b>	<b>0/0</b>	<b>1/1</b>	<b>1/1</b>	<b>2/2</b>	<b>1/1</b>

Stover: (40G,51G)

Opponents: (23G,42G,51G,48G,35G)

PASSING	ATT	COMP	YARDS	COMP%	YDS/ATT	TD	TD%	INT	INT%	LG	SACK/LOST	RATING
McNair	29	18	173	62.1	5.97	0	0.0	2	6.9	23	2/12	49.9
<b>RAVENS</b>	<b>29</b>	<b>18</b>	<b>173</b>	<b>62.1</b>	<b>5.97</b>	<b>0</b>	<b>0.0</b>	<b>2</b>	<b>6.9</b>	<b>23</b>	<b>2/12</b>	<b>49.9</b>
<b>Opponents</b>	<b>30</b>	<b>15</b>	<b>170</b>	<b>50.0</b>	<b>5.67</b>	<b>0</b>	<b>0.0</b>	<b>2</b>	<b>6.7</b>	<b>27</b>	<b>1/9</b>	<b>39.6</b>

## DEFENSIVE

FROM COACHES VIDEO

PLAYER	TT	SOLO	AS	SACKS	LOST	INT	YDS	PD	FF	FR
Lewis, Ray	23	13	10	0	0	0	0	3	0	0
Scott, Bart	12	5	7	0	0	0	0	0	0	0
Suggs, Terrell	10	9	1	0	0	0	0	0	1	0
Pryce, Trevor	8	3	5	0	0	0	0	0	0	0
Thomas, Adalius	8	5	3	0	0	0	0	0	0	0
Gregg, Kelly	7	5	2	1	9	0	0	0	0	0
Ngata, Haloti	7	3	4	0	0	0	0	0	0	0
Rolle, Samari	4	3	1	0	0	0	0	1	0	0
McAlister, Chris	3	3	0	0	0	0	0	1	0	0
Ivy, Corey	2	2	0	0	0	0	0	0	0	0
Johnson, Jarret	2	2	0	0	0	0	0	0	0	0
Reed, Ed	2	2	0	0	0	2	0	3	0	0
Franklin, Aubrayo	1	0	1	0	0	0	0	0	0	0
Landry, Dawan	1	0	1	0	0	0	0	0	0	0
<b>Totals</b>	<b>90</b>	<b>55</b>	<b>35</b>	<b>1</b>	<b>9</b>	<b>2</b>	<b>0</b>	<b>8</b>	<b>1</b>	<b>0</b>

## SPECIAL TEAMS

FROM COACHES VIDEO

PLAYER	TT	SOLO	AS	FF	FR	BK
Haley, Dennis	1	1	0	0	0	0
Johnson, Tim	1	1	0	0	0	0
Katula, Matt	1	1	0	0	0	0
Landry, Dawan	1	1	0	0	0	0
Oglesby, Evan	1	1	0	0	0	0
Sapp, Gerome	1	1	0	0	0	0
<b>Totals</b>	<b>6</b>	<b>6</b>	<b>0</b>	<b>0</b>	<b>0</b>	<b>0</b>

# 2007 STATISTICS

## RESULTS AND ATTENDANCE

### WON 5, LOST 11

9/10	L	20-27	at Cincinnati	66,093
9/16	W	20-13	New York Jets	71,246
9/23	W	26-23	Arizona	71,372
9/30	L	13-27	at Cleveland	73,024
10/07	W	9-7	at San Francisco	67,885
10/14	W	22-3	St. Louis	71,175
10/21	L	14-19	at Buffalo	70,727
11/05	L	7-38	at Pittsburgh	63,457
11/11	L	7-21	Cincinnati	71,130
11/18	L	30-33 (OT)	Cleveland	71,055
11/25	L	14-32	at San Diego	63,337
12/03	L	24-27	New England	71,382
12/09	L	20-44	Indianapolis	70,513
12/16	L	16-22 (OT)	at Miami	70,287
12/23	L	6-27	at Seattle	68,164
12/30	W	27-21	Pittsburgh	71,353

## TEAM STATISTICS

### TOTAL FIRST DOWNS

Rushing	96
Passing	175
Penalty	20
3rd Down: Made/Att	90/234
3rd Down Pct.	38.5
4th Down: Made/Att	11/21
4th Down Pct.	52.4

### POSSESSION AVG.

**30:46**

### TOTAL NET YARDS

**4832**

Avg. Per Game 302.0

Total Plays 1042

Avg. Per Play 4.6

### NET YARDS RUSHING

**1797**

Avg. Per Game 112.3

Total Rushes 446

### NET YARDS PASSING

**3035**

Avg. Per Game 189.7

Sacked/Yards Lost 39/273

Gross Yards 3308

Att./Completions 557/341

Completion Pct. 61.2

Had Intercepted 14

### PUNTS/AVERAGE

**79/43.0**

### NET PUNTING AVG.

**79/36.0**

### PENALTIES/YARDS

**107/873**

### FUMBLES/BALL LOST

**35/26**

### TOUCHDOWNS

**28**

Rushing 11

Passing 13

Returns 4

### SCORE BY PERIODS

**1 2 3 4 OT PTS**

**RAVENS 33 110 44 88 0 275**

**Opponents 69 136 87 83 9 384**

### SCORING

**TD RU PA RT K/PAT FG S PTS**

Stover 0 0 0 0 26/26 27/32 0 107

McGahee 8 7 1 0 0 0 0 48

Mason 5 0 5 0 0 0 0 30

Darling 3 0 3 0 0 0 0 18

Figurs 2 0 0 2 0 0 0 12

Mu. Smith 2 2 0 0 0 0 0 12

Heap 1 0 1 0 0 0 0 6

Lewis 1 0 0 1 0 0 0 6

McClain 1 0 1 0 0 0 0 6

Reed 1 0 0 1 0 0 0 6

Ross 1 1 0 0 0 0 0 6

T. Smith 1 1 0 0 0 0 0 6

Sypniewski 1 0 1 0 0 0 0 6

Wilcox 1 0 1 0 0 0 0 6

**RAVENS 8 11 13 4 26/26 27/32 0 275**

**Opponents 39 9 27 3 35/36 37/43 1 384**

### 2-PT. CONVERSIONS: RAVENS 0-2, Opponents 1-2

### SACKS: Suggs 5, Gregg 3, Ivy 3, Ngata 3, Bannan 2, Barnes 2, Johnson 2, Lewis 2, Pryce 2, Sapp 2, Edwards 1, Jones 1, Landry 1, Scott 1, Stills 1, (group) 1, **RAVENS 32, Opponents 39**

### FUM/LOST: McNair 8/7, Boller 5/4, Figurs 4/1, McGahee 4/3, T. Smith 3/2, Anderson 2/2, Reed 2/2, Ross 2/2, Mason 1/1, McClain 1/1, Pittman 1/0, Mu. Smith 1/0, Sypniewski 1/1

### RAVENS

**Opponents**

**Opponents**

**Opponents**

**Opponents**

**Opponents**

**Opponents**

**Opponents**

**Opponents**

**Opponents**

**Opponents**

**Opponents**

**Opponents**

**Opponents**

**Opponents**

## RUSHING

**NO YDS AVG LG TD**

McGahee 294 1207 4.1 46t 7

Mu. Smith 75 264 3.5 24 2

Boller 19 89 4.7 15 0

Ross 12 72 6.0 32t 1

Anderson 15 62 4.1 16 0

T. Smith 12 54 4.5 14 1

McNair 10 32 3.2 13 0

McClain 8 18 2.3 4 0

Figurs 1 -1 -1.0 -1 0

**RAVENS 446 1797 4.0 46t 11**

**Opponents 446 1268 2.8 36 9**

## RECEIVING

**NO YDS AVG LG TD**

Mason 103 1087 10.6 79t 5

Clayton 48 531 11.1 52 0

McGahee 43 231 5.4 30 1

Sypniewski 34 246 7.2 13 1

Mu. Smith 27 192 7.1 29 0

Heap 23 239 10.4 37 1

Williams 20 290 14.5 34 0

Darling 18 326 18.1 53 3

McClain 9 55 6.1 13t 1

Wilcox 6 18 3.0 7 1

Anderson 4 26 6.5 10 0

Green 2 16 8.0 10 0

Vickers 2 4 2.0 5 0

Figurs 1 36 36.0 36 0

Willis 1 11 11.0 11 0

**RAVENS 341 3308 9.7 79t 13**

**Opponents 293 3740 12.8 78t 27**

## INTERCEPTIONS

**NO YDS AVG LG TD**

Reed 7 130 18.6 32 0

Lewis 2 35 17.5 35t 1

Pittman 2 21 10.5 29 0

Martin 2 3 1.5 3 0

Ivy 1 22 22.0 22 0

Edwards 1 1 1.0 1 0

McAlister 1 0 0.0 0 0

Rolle 1 0 0.0 0 0

**RAVENS 17 212 12.5 35t 1**

**Opponents 14 293 20.9 100t 1**

## PUNTING

**NO YDS AVG NET TB IN LG BLK**

Koch 78 3397 43.6 36.0 9 20 64 1

**RAVENS 79 3397 43.0 36.0 9 20 64 1**

**Opponents 76 3277 43.1 37.4 5 26 74 0**

## PUNT RETURNS

**RET FC YDS AVG LG TD**

Figurs 16 9 171 10.7 75t 1

Reed 10 3 94 9.4 63t 1

Ross 5 0 36 7.2 15 0

Sams 4 0 37 9.3 16 0

**RAVENS 35 12 338 9.7 75t 2**

**Opponents 38 16 375 9.9 49 0**

## KICKOFF RETURNS

**NO YDS AVG LG TD**

Figurs 46 1138 24.7 94t 1

Ross 9 148 16.4 25 0

Sams 5 140 28.0 47 0

Mu. Smith 3 89 29.7 52 0

Anderson 2 10 5.0 10 0

**RAVENS 65 1525 23.5 94t 1**

**Opponents 61 1444 23.7 50 0**

## FIELD GOALS

**1-19 20-29 30-39 40-49 50+**

Stover 1/1 11/11 7/7 8/12 0/1

**RAVENS 1/1 11/11 7/7 8/12 0/1**

**Opponents 1/1 14/14 10/12 10/11 2/5**

**Opponents**

**Opponents**

**Opponents**

**Opponents**

**Opponents**

**Opponents**

**Opponents**

**Opponents**

**Opponents**

**Opponents**

**Opponents**

**Opponents**

**Opponents**

**Opponents**

**Opponents**

**Opponents**

**Opponents**

**Opponents**

**Opponents**

**Opponents**

**Opponents**

**Opponents**

**Opponents**

**Opponents**

**Opponents**

**Opponents**

**Opponents**

**Opponents**

**Opponents**

**Opponents**



# 2007 STATISTICS

## DEFENSIVE

FROM COACHES VIDEO

PLAYER	TT	SOLO	AS	SACKS	YDS	INT	YDS	PD	FF	FR
Lewis, Ray	184	108	76	2	7	2	35	10	2	1
Scott, Bart	131	84	47	1	2	0	0	3	0	0
Gregg, Kelly	111	78	33	3	15	0	0	4	0	1
Suggs, Terrell	95	51	44	5	34	0	0	7	1	0
Johnson, Jarret	94	59	35	2	19	0	0	2	2	0
Ngata, Haloti	94	58	36	3	14	0	0	2	1	0
Landry, Dawan	91	73	18	1	9	0	0	7	0	0
Ivy, Corey	63	55	8	3	21	1	22	16	1	1
Edwards, Dwan	58	30	28	1	8	1	1	1	0	0
Reed, Ed	45	36	9	0	0	7	130	13	0	1
Greisen, Nick	38	22	16	0	0	0	0	0	0	1
Bannan, Justin	37	19	18	2	4	0	0	0	1	0
Martin, Derrick	26	23	3	0	0	2	3	8	0	0
Rolle, Samari	25	23	2	0	0	1	0	5	0	0
McAlister, Chris	23	19	4	0	0	1	0	10	0	0
Pryce, Trevor	19	9	10	2	8	0	0	0	0	0
Pittman, David	10	8	2	0	0	2	21	4	0	0
Gaston, Willie	9	8	1	0	0	0	0	1	0	0
Sapp, Gerome	9	8	1	2	15	0	0	0	0	0
Barnes, Antwan	8	4	4	2	20	0	0	0	0	0
Prude, Ronnie	6	6	0	0	0	0	0	3	0	0
Winborne, Jamaime	6	5	1	0	0	0	0	3	0	0
Jones, Edgar	5	2	3	1	0	0	0	0	0	0
Gordon, Amon	3	2	1	0	0	0	0	0	0	0
Stills, Gary	3	1	2	1	5	0	0	0	0	0
<b>Totals</b>	<b>1193</b>	<b>791</b>	<b>402</b>	<b>32*</b>	<b>181</b>	<b>17</b>	<b>212</b>	<b>99</b>	<b>8</b>	<b>5</b>

\*Includes a team sack

## SPECIAL TEAMS

FROM COACHES VIDEO

PLAYER	TT	SOLO	AS	FF	FR	BK
Stills, Gary	26	25	1	1	0	0
Winborne, Jamaime	21	21	0	0	0	0
Green, Justin	19	18	1	0	0	0
Martin, Derrick	17	17	0	0	1	0
Greisen, Nick	13	13	0	0	0	0
McClain, LeRon	12	12	0	0	0	0
Prude, Ronnie	8	8	0	0	0	0
Barnes, Antwan	8	7	1	1	0	0
Burgess, Prescott	7	7	0	0	0	0
Katula, Matt	7	7	0	0	0	0
Smith, Musa	7	7	0	0	0	0
Sapp, Gerome	5	5	0	0	0	0
Wilcox, Daniel	5	5	0	0	0	0
Landry, Dawan	5	5	0	0	0	0
Anderson, Mike	4	3	1	0	0	0
McCune, Robert	3	2	1	0	0	0
Darling, Devard	2	2	0	0	1	0
Haley, Dennis	2	2	0	0	0	0
Ivy, Corey	2	2	0	0	0	0
Jones, Edgar	2	2	0	0	0	0
Willis, Matt	2	2	0	0	0	0
Gaston, Willie	1	1	0	0	0	0
Koch, Sam	1	1	0	0	0	0
Edwards, Dwan	0	0	0	0	0	1
<b>Totals</b>	<b>179</b>	<b>174</b>	<b>5</b>	<b>2</b>	<b>2</b>	<b>1</b>

## TOP THREE

SOLO	SACKS	FF	FR	PD
108 Ray Lewis	5 Terrell Suggs	2 Jarret Johnson	1 5 Players	16 Corey Ivy
84 Bart Scott	3 3 Players	2 Ray Lewis		13 Ed Reed
78 Kelly Gregg	2 6 Players	1 4 Players		10 2 Players

## USUAL STARTERS

OFFENSE		DEFENSE	
WR 89	Mark Clayton	LDT 93	Dwan Edwards
LT 75	Jonathan Ogden	NT 97	Kelly Gregg
LG 60	Jason Brown	RDT 92	Haloti Ngata
C 62	Mike Flynn	LOLB 95	Jarret Johnson
RG 66	Ben Grubbs	LILB 52	Ray Lewis
RT 73	Marshal Yanda	RILB 57	Bart Scott
TE 88	Quinn Sypniewski	ROLB 55	Terrell Suggs
WR 85	Derrick Mason	LCB 21	Chris McAlister
QB 9	Steve McNair	RCB 35	Corey Ivy
7	Kyle Boller	SS 26	Dawan Landry
RB 23	Willis McGahee	FS 20	Ed Reed
FB 39	LeRon McClain		

## COACHES

**Brian Billick**, Head Coach; **Rick Neuheisel**, Offensive Coordinator/Quarterbacks; **Rex Ryan**, Defensive Coordinator; **Frank Ganzs Jr.**, Special Teams Coordinator; **Clarence Brooks**, Defensive Line; **Mark Carrier**, Secondary; **Vic Fangio**, Special Assistant to the Head Coach/Defense; **John Fassel**, Special Teams Assistant; **Jedd Fisch**, Asst. Quarterbacks; **Jeff FitzGerald**, Linebackers; **Chris Foerster**, Asst. Head Coach/Offensive Line; **Jeff Friday**, Strength and Conditioning; **Wade Harman**, Tight Ends/Asst. Offensive Line; **Mike Johnson**, Wide Receivers; **Tony Nathan**, Running Backs; **Mike Pettine**, Outside Linebackers; **Paul Ricci**, Asst. Strength and Conditioning; **Greg Roman**, Asst. Offensive Line; **Dennis Thurman**, Secondary

## RAVENS HONOR ROLL

**Pro Bowl:** LB Ray Lewis, RB Willis McGahee, LT Jonathan Ogden, S Ed Reed (starter)

**Pro Bowl (1st Alternate):** LB Terrell Suggs, ST Gary Stills

**Pro Football Weekly's All-Rookie Team:** G Ben Grubbs, RS Yamon Figurs

**USA Today's All-Joe Team:** NT Kelly Gregg, DT Haloti Ngata

**NFL Players of the Week:** K Matt Stover (Week 6) - Special Teams, RS Yamon Figurs (Week 3) - Special Teams

**Ed Block Courage Award:** CB Samari Rolle

**Ravens Roost Unsung Hero:** NT Kelly Gregg

**Ravens Roost Extra Effort:** G Ben Grubbs

**Ravens Nest Player of the Year:** LB Jarret Johnson

## SEASON TRENDS

Record	5-11	When Scoring First	5-1
vs. AFC North	1-5	When Not Scoring First	0-10
vs. AFC	2-10	Positive or Even Turnover Ratio	5-1
vs. NFC	3-1	Negative Turnover Ratio	0-10
Home	4-4	Winning or Even Penalty Ratio	3-5
Away	1-7	Losing Penalty Ratio	2-6
On Grass	1-4	With a 100-Yard Rusher	0-5
On Artificial Turf	4-7	With a 100-Yard Receiver	0-2
Outdoors	5-11	Without a 100-Yard Rusher	5-6
Indoors	0-0	Without a 100-Yard Receiver	5-9
Leading at Halftime	5-1	When Allowing a 100-Yard Rusher	0-0
Trailing at Halftime	0-9	When Not Allowing a 100-Yard Rusher	5-11
Tied at Halftime	0-1	When Allowing a 100-Yard Receiver	2-4
Leading After 3 Quarters	5-1	When Not Allowing a 100-Yard Receiver	3-7
Tied After 3 Quarters	0-1	With a 300-Yard Passer	0-1
Trailing After 3 Quarters	0-9	Without a 300-Yard Passer	5-10
Winning Coin Toss	4-3	Allowing a 300-Yard (net) Passer	0-1
Losing Coin Toss	1-8	Not Allowing a 300-Yard (net) Passer	5-10
Decided by 7 Points or Less	4-5	Overtime	0-2
Decided By 3 Points or Less	2-2	Preseason	1-3

# 2008 STATISTICS

## RESULTS AND ATTENDANCE

### WON 11, LOST 5

#### WILD CARD/AFC CHAMPIONSHIP GAME

09/07	W	17-10	Cincinnati	70,978
09/21	W	28-10	Cleveland	71,104
09/29	L	20-23 OT	at Pittsburgh	64,038
10/05	L	10-13	Tennessee	71,131
10/12	L	3-31	at Indianapolis	66,153
10/19	W	27-13	at Miami	64,972
10/26	W	29-10	Oakland	71,254
11/02	W	37-27	at Cleveland	73,078
11/09	W	41-13	at Houston	70,552
11/16	L	10-30	at New York Giants	78,849
11/23	W	36-7	Philadelphia	71,379
11/30	W	34-3	at Cincinnati	63,871
12/07	W	24-10	Washington	71,438
12/14	L	9-13	Pittsburgh	71,502
12/20	W	33-24	at Dallas	63,800
12/28	W	27-7	Jacksonville	71,366

## TEAM STATISTICS

### TOTAL FIRST DOWNS

Rushing	132	58
Passing	147	152
Penalty	21	18
3rd Down: Made/Att	95/232	71/212
3rd Down Pct.	40.9	33.5
4th Down: Made/Att	7/11	3/16
4th Down Pct.	63.6	18.8

### POSSESSION AVG.

RAVENS	33:10	OPPONENT	26:50
--------	-------	----------	-------

### TOTAL NET YARDS

RAVENS	5184	OPPONENT	4177
Avg. Per Game	324.0		261.1
Total Plays	1058		928
Avg. Per Play	4.9		4.5

### NET YARDS RUSHING

RAVENS	2376	OPPONENT	1302
Avg. Per Game	148.5		81.4
Total Rushes	592		366

### NET YARDS PASSING

RAVENS	2808	OPPONENT	2875
Avg. Per Game	175.5		179.7
Sacked/Yards Lost	33/277		34/257
Gross Yards	3085		3132
Att./Completions	433/261		528/276
Completion Pct.	60.3		52.3
Had Intercepted	12		26

### PUNTS/AVERAGE

RAVENS	84/45.0	OPPONENT	92/42.8
--------	---------	----------	---------

### NET PUNTING AVG.

RAVENS	84/39.9	OPPONENT	92/37.0
--------	---------	----------	---------

### PENALTIES/YARDS

RAVENS	103/785	OPPONENT	114/792
--------	---------	----------	---------

### FUMBLES/BALL LOST

RAVENS	28/9	OPPONENT	21/8
--------	------	----------	------

### TOUCHDOWNS

RAVENS	42	OPPONENT	26
Rushing	20		4
Passing	16		17
Returns	6		5

### SCORE BY PERIODS

	1	2	3	4	OT	PTS
RAVENS	58	115	97	115	0	385
Opponents	57	58	66	60	3	244

### SCORING

	TD	RU	PA	RT	K/PAT	FG	S	PTS
Stover	0	0	0	0	41/41	27/33	0	122
L. McClain	11	10	1	0	0	0	0	66
McGahee	7	7	0	0	0	0	0	42
D. Mason	5	0	5	0	0	0	0	32
Clayton	4	1	3	0	0	0	0	24
Heap	3	0	3	0	0	0	0	18
Reed	3	0	0	3	0	0	0	18
Flacco	2	2	0	0	0	0	0	12
Suggs	2	0	0	2	0	0	0	12
Wilcox	2	0	2	0	0	0	0	12
Figsurs	1	0	1	0	0	0	0	6
Leonhard	1	0	0	1	0	0	0	6
D. Williams	1	0	1	0	0	0	0	6
J. McClain	0	0	0	0	0	2	4	4
Hauschka	0	0	0	0	0/0	1/2	0	3
RAVENS	42	20	16	6	41/41	28/35	3	385
Opponents	26	4	17	5	25/25	21/22	0	244

### 2-PT. CONVERSIONS: D. Mason, RAVENS 1-1, Opponents 0-1

**SACKS:** Suggs 8, J. Johnson 5, Pryce 4.5, Lewis 3.5, Ivy 2.5, J. McClain 2.5, Scott 1.5, Ayanbadejo 1, Bannan 1, Leonhard 1, Ngata 1, Reed 1, (group) 1, Jones 0.5, **RAVENS 34, Opponents 33**

**FUM/LOST:** Flacco 11/2, L. McClain 4/1, Figsurs 3/0, McGahee 3/3, D. Mason 2/1, Brown 1/0, Heap 1/1, Leonhard 1/0, Reed 1/0, Rice 1/1

PASSING	ATT	COMP	YARDS	COMP%	YDS/ATT	TD	TD%	INT	INT%	LG	SACK/LOST	RATING
Flacco	428	257	2971	60.0	6.94	14	3.3	12	2.8	70t	32/276	80.3
T. Smith	4	3	82	75.0	20.50	1	25.0	0	0.0	43	1/1	156.3
Clayton	1	1	32	100.0	32.00	1	100.0	0	0.0	32t	0/0	158.3
RAVENS	433	261	3085	60.3	7.12	16	3.7	12	2.8	70t	33/277	82.8
Opponents	528	276	3132	52.3	5.93	17	3.2	26	4.9	67t	34/257	60.6

## RUSHING

	NO	YDS	AVG	LG	TD
L. McClain	232	902	3.9	82t	10
McGahee	170	671	3.9	77t	7
Rice	107	454	4.2	60	0
Flacco	52	180	3.5	38t	2
Clayton	6	81	13.5	42t	1
Parmele	2	27	13.5	31	0
Neal	12	25	2.1	5	0
T. Smith	9	24	2.7	8	0
Koch	1	9	9.0	9	0
D. Mason	1	3	3.0	3	0
RAVENS	592	2376	4.0	82t	20
Opponents	366	1302	3.6	77	4

## RECEIVING

	NO	YDS	AVG	LG	TD
D. Mason	80	1037	13.0	54	5
Clayton	41	695	17.0	70t	3
Heap	35	403	11.5	30	3
Rice	33	273	8.3	40	0
McGahee	24	173	7.2	35	0
L. McClain	19	123	6.5	25	1
D. Williams	13	180	13.8	70t	1
Neal	7	35	5.0	13	0
Wilcox	5	19	3.8	8	2
Figsurs	1	43	43.0	43t	1
Flacco	1	43	43.0	43	0
T. Smith	1	36	36.0	36	0
Jones	1	25	25.0	25	0
RAVENS	261	3085	11.8	70t	16
Opponents	276	3132	11.3	67t	17

## INTERCEPTIONS

	NO	YDS	AVG	LG	TD
Reed	9	264	29.3	107t	2
Lewis	3	43	14.3	29	0
McAlister	3	28	9.3	16	0
Rolle	3	5	1.7	3	0
Suggs	2	86	43.0	44t	2
Ngata	2	8	4.0	7	0
Leonhard	1	35	35.0	35t	1
Washington	1	12	12.0	12	0
Walker	1	0	0.0	0	0
Bannan	1	-4	-4.0	-4	0
RAVENS	26	477	18.3	107t	5
Opponents	12	104	8.7	50t	1

## PUNTING

	NO	YDS	AVG	NET	TB	IN	LG	BLK
Koch	84	3777	45.0	39.9	9	34	74	0
RAVENS	84	3777	45.0	39.9	9	34	74	0
Opponents	92	3938	42.8	37.0	8	21	59	1

## PUNT RETURNS

	RET	FC	YDS	AVG	LG	TD
Figsurs	23	11	138	6.0	35	0
Leonhard	20	9	232	11.6	46	0
Reed	1	0	8	8.0	8	0
RAVENS	44	20	378	8.6	46	0
Opponents	38	12	245	6.4	33	0

## KICKOFF RETURNS

	NO	YDS	AVG	LG	TD
Figsurs	29	608	21.0	39	0
Leonhard	8	163	20.4	30	0
Rice	7	161	23.0	30	0
Copper	2	35	17.5	18	0
Zbikowski	2	48	24.0	26	0
Clayton	1	12	12.0	12	0
J. Johnson	1	13	13.0	13	0
Jones	1	0	0.0	0	0
Neal	1	2	2.0	2	0
RAVENS	50	1007	20.1	39	0
Opponents	76	1720	22.6	100t	2

## FIELD GOALS

	1-19	20-29	30-39	40-49	50+
Stover	0/0	11/11	11/12	5/9	0/1
Hauschka	0/0	0/0	0/0	0/0	1/2
RAVENS	0/0	11/11	11/12	5/9	1/3
Opponents	2/2	7/7	6/6	5/6	1/1

**Stover:** (47N,21G)(48N)(33G,20G)(38G,45N)(37G)(47G,28G)(38G,30G)(41G,32G,22G)(50N)(32B,38G)(44G,42G)(27G,21G)(32G)(28G,26G,28G)(26G,29G,37G,35G)(32G,48N,41G)

**Hauschka:** (0)(0)(0)(0)(0)(54G)(0)(53N)(0)(0)(0)

**Opponents:** (43G)(38G)(49G,19G,46G)(35G,26G)(37G)(21G,26G)(22G)(23G,54G)(23G,48G)(19G)(0)(21G)(48N,43G)(31G,30G)(35G)(0)

# 2008 STATISTICS

## DEFENSIVE

FROM COACHES VIDEO

PLAYER	TT	SOLO	AS	SACKS	YDS	LOST	INT	RET.	YDS	PD	FF	FR
Lewis, Ray	160	84	76	3.5	32.5	3	43	12	1	2		
Scott, Bart	104	54	50	1.5	12	0	0	5	0	0		
Suggs, Terrell	102	62	40	8	69.5	2	86	11	2	1		
Leonhard, Jim	85	61	24	1	7	1	35	6	0	0		
Johnson, Jarret	82	46	36	5	32	0	0	4	2	1		
Ngata, Haloti	77	43	34	1	8	2	8	4	0	0		
Bannan, Justin	56	30	26	1	6	1	-4	3	0	0		
Ivy, Corey	46	39	7	2.5	7	0	0	5	1	0		
Douglas, Marques	43	24	19	0	0	0	0	0	0	0		
Reed, Ed	40	32	8	1	9	9	264	14	1	2		
Pryce, Trevor	35	20	15	4.5	23	0	0	6	0	0		
Washington, Fabian	34	30	4	0	0	1	12	19	0	0		
Walker, Frank	33	28	5	0	0	1	0	14	2	0		
Rolle, Samari	27	22	5	0	0	3	5	13	1	0		
McAlister, Chris	19	17	2	0	0	3	28	7	0	1		
McKinney, Brandon	19	12	7	0	0	0	0	0	0	1		
Landry, Dawan	14	9	5	0	0	0	0	0	0	0		
McClain, Jameel	8	8	0	2.5	26.5	0	0	0	0	0		
Barnes, Antwan	5	3	2	0	0	0	0	0	0	0		
Greisen, Nick	5	5	0	0	0	0	0	0	0	0		
Oglesby, Evan	4	4	0	0	0	0	0	0	0	1		
Nakamura, Haruki	3	2	1	0	0	0	0	1	0	0		
Ayanbadejo, Brendon	2	1	1	1	9	0	0	0	0	0		
Jones, Edgar	1	1	0	0.5	4.5	0	0	0	0	0		
Zbikowski, Tom	1	1	0	0	0	0	0	0	0	0		
Stone, Daren	0	0	0	0	0	0	0	1	0	0		
<b>TOTALS</b>	<b>1005</b>	<b>638</b>	<b>367</b>	<b>33</b>	<b>246</b>	<b>26</b>	<b>477</b>	<b>125</b>	<b>10</b>	<b>9</b>		

## SPECIAL TEAMS

FROM COACHES VIDEO

PLAYER	TT	SOLO	AS	FF	FR	BK
Ayanbadejo, Brendon	30	18	12	0	1	0
Zbikowski, Tom	23	19	4	1	0	0
McClain, Jameel	17	8	9	0	0	1
Nakamura, Haruki	14	11	3	0	0	0
Greisen, Nick	12	5	7	0	0	0
Barnes, Antwan	9	7	2	0	0	0
Stone, Daren	8	4	4	0	1	0
Ivy, Corey	7	7	0	0	0	0
Wilcox, Daniel	7	5	2	0	0	0
Gooden, Tavares	6	6	0	0	0	0
Jones, Edgar	6	4	2	0	1	0
Figurs, Yamon	5	4	1	0	0	0
Oglesby, Evan	5	4	1	0	0	0
Koch, Sam	3	3	0	0	0	0
Smith, Marcus	3	3	0	0	0	0
Stover, Matt	2	2	0	0	0	0
Walker, Frank	2	2	0	0	0	0
Copper, Terrance	1	1	0	0	0	0
Hauschka, Steve	1	1	0	0	0	0
Landry, Dawan	1	1	0	0	0	0
Leonhard, Jim	1	1	0	0	0	0
McCune, Robert	1	1	0	0	0	0
Martin, Derrick	1	1	0	0	0	0
<b>TOTALS</b>	<b>165</b>	<b>118</b>	<b>47</b>	<b>1</b>	<b>3</b>	<b>1</b>

## TOP THREE

SOLO	SACKS	FF	FR	PD
84 Ray Lewis	8 Terrell Suggs	2 3 Players	2 Ray Lewis	19 Fabian Washington
62 Terrell Suggs	5 Jarret Johnson	1 4 Players	2 Ed Reed	14 Ed Reed
61 Jim Leonhard	4.5 Trevor Pryce		1 5 Players	14 Frank Walker

## USUAL STARTERS

OFFENSE	DEFENSE
WR 89 Mark Clayton	LDT 94 Justin Bannan
LT 71 Jared Gaither	NT 92 Haloti Ngata
LG 66 Ben Grubbs	RDT 90 Trevor Pryce
C 60 Jason Brown	LOLB 95 Jarret Johnson
RG 65 Chris Chester	LILB 52 Ray Lewis
RT 79 Willie Anderson	RILB 57 Bart Scott
TE 86 Todd Heap	ROLB 55 Terrell Suggs
WR 85 Derrick Mason	LCB 31 Fabian Washington
QB 5 Joe Flacco	RCB 22 Samari Rolle
RB 23 Willis McGahee	SS 36 Jim Leonhard
FB 33 LeRon McClain	FS 20 Ed Reed

## COACHES

**John Harbaugh**, Head Coach; **Rex Ryan**, Asst. Head Coach/Defensive Coordinator; **Cam Cameron**, Offensive Coordinator; **Jerry Rosburg**, Special Teams Coordinator; **Clarence Brooks**, Defensive Line; **Mark Carrier**, Defensive Backs; **John Dunn**, Asst. Strength and Conditioning; **Vic Fangio**, Special Assistant to the Head Coach/Defense; **Wade Harman**, Tight Ends; **Jim Hostler**, Wide Receivers; **Hue Jackson**, Quarterbacks; **Marwan Maalouf**, Assistant Special Teams; **John Matsko**, Offensive Line; **Greg Mattison**, Linebackers; **Andy Moeller**, Assistant Offensive Line; **Wilbert Montgomery**, Running Backs; **Chuck Pagano**, Secondary; **Mike Pettine**, Outside Linebackers; **Bob Rogucki**, Strength and Conditioning; **Craig Ver Steeg**, Offensive Assistant

## RAVENS HONOR ROLL

**Pro Bowl:** ST Brendon Ayanbadejo, LB Ray Lewis (starter), FB LeRon McClain (starter), S Ed Reed (starter), OLB Terrell Suggs  
**Pro Bowl Alternates:** DT Haloti Ngata (1st); LB Bart Scott (2nd); WR Derrick Mason (3rd)

**Diet Pepsi Rookie of the Year:** QB Joe Flacco

**USA Today's All-Joe Team:** C Jason Brown, P Sam Koch, T Jared Gaither, DT Haloti Ngata

**NFL Players of the Month:** QB Joe Flacco (Rookie, November) - Offense, S Ed Reed (December) - Defense

**NFL Players of the Week:** QB Joe Flacco (Week 9) - Offense, P Sam Koch (Week 16) - Special Teams, LB Ray Lewis (Week 10) - Defense, S Ed Reed (Weeks 12, 14) - Defense, OLB Terrell Suggs (Week 7) - Defense

**Ed Block Courage Award:** S Ed Reed

**Ravens Roost Unsung Hero:** C Jason Brown

**Ravens Roost Extra Effort:** P Sam Koch

**Ravens Nest Player of the Year:** WR Derrick Mason

## SEASON TRENDS

	Reg.	Post.		Reg.	Post.
Record	11-5	2-1	When Scoring First	8-2	0-0
vs. AFC North	4-2	0-1	When Not Scoring First	3-3	2-1
vs. AFC	8-4	2-1	Positive Turnover Ratio	11-3	2-0
vs. NFC	3-1	0-0	Negative Turnover Ratio	0-2	0-1
Home	6-2	0-0	Winning Penalty Ratio	8-2	1-0
Away	5-3	2-1	Losing Penalty Ratio	3-3	1-0
On Grass	3-1	2-1	Overtime	0-1	0-0
Artificial Turf	8-4	0-0	Preseason	1-3	N/A
Outdoors	9-4	2-1	With a 100-Yard Rusher	4-0	0-0
Indoors	2-1	0-0	With a 100-Yard Receiver	3-1	0-0
Leading at Halftime	9-2	1-0	Without a 100-yard Rusher	7-5	2-1
Trailing at Halftime	1-2	0-1	Without a 100-yard Receiver	8-4	2-1
Tied at Halftime	1-1	1-0	When Allowing a 100-Yard Rusher	0-0	0-0
Tied After 3 Quarters	0-0	1-0	When Not Allowing a 100-Yard Rusher	11-5	2-1
Leading After 3 Quarters	10-2	1-0	When Allowing a 100-Yard Receiver	0-2	1-0
Trailing After 3 Quarters	1-3	0-1	When Not Allowing a 100-Yard Receiver	11-3	1-1
Winning Coin Toss	1-3	0-1	With a 300-Yard Passer	0-0	0-0
Losing Coin Toss	10-2	2-0	Without a 300-Yard Passer	11-5	2-1
Decided by 7 Points or less	1-3	1-0	When Allowing a 300-Yard Passer	0-0	0-0
Decided by 3 Points or less	0-2	1-0	When Not Allowing a 300-Yard Passer	11-5	2-1



# 2008 POSTSEASON STATISTICS

## RESULTS AND ATTENDANCE

<b>WON 2, LOST 1</b>			
01/04	W	27-9	at Miami 74,240
01/10	W	13-10	at Tennessee 69,143
01/18	L	14-23	at Pittsburgh 65,350

## TEAM STATISTICS

	RAVENS	OPPONENT
<b>TOTAL FIRST DOWNS</b>	<b>38</b>	<b>50</b>
Rushing	16	10
Passing	18	36
Penalty	4	4
3rd Down: Made/Att	11/38	13/42
3rd Down Pct.	28.9	31.0
4th Down: Made/Att	0/1	0/3
4th Down Pct.	0.0	0.0
<b>POSSESSION AVG.</b>	<b>26:26</b>	<b>33:34</b>
<b>TOTAL NET YARDS</b>	<b>695</b>	<b>942</b>
Avg. Per Game	231.7	314.0
Total Plays	166	198
Avg. Per Play	4.2	4.8
<b>NET YARDS RUSHING</b>	<b>274</b>	<b>220</b>
Avg. Per Game	91.3	73.3
Total Rushes	88	77
<b>NET YARDS PASSING</b>	<b>421</b>	<b>722</b>
Avg. Per Game	140.3	240.7
Sacked/Yards Lost	3/16	8/66
Gross Yards	437	788
Att./Completions	75/33	113/67
Completion Pct.	44.0	59.3
Had Intercepted	3	5
<b>PUNTS/AVERAGE</b>	<b>20/42.3</b>	<b>14/43.5</b>
<b>NET PUNTING AVG.</b>	<b>20/38.1</b>	<b>14/32.4</b>
<b>PENALTIES/YARDS</b>	<b>21/152</b>	<b>22/190</b>
<b>FUMBLES/BALL LOST</b>	<b>4/2</b>	<b>9/4</b>
<b>TOUCHDOWNS</b>	<b>6</b>	<b>4</b>
Rushing	4	1
Passing	1	2
Returns	1	1

SCORE BY PERIODS	1	2	3	4	OT	PTS
<b>RAVENS</b>	<b>10</b>	<b>17</b>	<b>7</b>	<b>20</b>	<b>0</b>	<b>54</b>
<b>OPPONENTS</b>	<b>16</b>	<b>7</b>	<b>3</b>	<b>16</b>	<b>0</b>	<b>42</b>

SCORING	TD	RU	PA	RT	K/PAT	FG	S	PTS
Stover	0	0	0	0	6/6	4/4	0	18
McGahee	2	2	0	0			0	12
Flacco	1	1	0	0			0	6
D. Mason	1	0	1	0			0	6
L. McClain	1	1	0	0			0	6
Reed	1	0	0	1			0	6
<b>RAVENS</b>	<b>6</b>	<b>4</b>	<b>1</b>	<b>1</b>	<b>6/6</b>	<b>4/4</b>	<b>0</b>	<b>54</b>
<b>Opponents</b>	<b>4</b>	<b>1</b>	<b>2</b>	<b>1</b>	<b>3/4</b>	<b>5/6</b>	<b>0</b>	<b>42</b>

**2-PT. CONVERSIONS: RAVENS 0-0, Opponents 0-0**

**SACKS:** Suggs 4, Douglas 1, Ngata 1, Pryce 1, Leonhard 0.5, Nakamura 0.5, **RAVENS 8, Opponents 3**

**FUM/LOST:** Leonhard 2/0, L. McClain 1/1, McGahee 1/1

PASSING	ATT	COMP	YARDS	COMP%	YDS/ATT
Flacco	75	33	437	44.0	5.83
<b>RAVENS</b>	<b>75</b>	<b>33</b>	<b>437</b>	<b>44.0</b>	<b>5.83</b>
<b>Opponents</b>	<b>113</b>	<b>67</b>	<b>788</b>	<b>59.3</b>	<b>6.97</b>

## RUSHING

	NO	YDS	AVG	LG	TD
McGahee	39	154	3.9	48	2
L. McClain	32	90	2.8	11	1
Clayton	1	16	16.0	16	0
Flacco	12	5	0.4	5t	1
Neal	2	5	2.5	4	0
Rice	1	2	2.0	2	0
T. Smith	1	2	2.0	2	0
<b>RAVENS</b>	<b>88</b>	<b>274</b>	<b>3.1</b>	<b>48</b>	<b>4</b>
<b>Opponents</b>	<b>77</b>	<b>220</b>	<b>2.9</b>	<b>32</b>	<b>1</b>

## RECEIVING

	NO	YDS	AVG	LG	TD
D. Mason	12	190	15.8	48t	1
Clayton	6	79	13.2	37	0
Heap	5	80	16.0	31	0
McGahee	4	26	6.5	11	0
Rice	3	43	14.3	22	0
Neal	2	15	7.5	8	0
Wilcox	1	4	4.0	4	0
<b>RAVENS</b>	<b>33</b>	<b>437</b>	<b>13.2</b>	<b>48t</b>	<b>1</b>
<b>Opponents</b>	<b>67</b>	<b>788</b>	<b>11.8</b>	<b>65t</b>	<b>2</b>

## INTERCEPTIONS

	NO	YDS	AVG	LG	TD
Reed	2	76	38.0	64t	1
Leonhard	1	20	20.0	20	0
Washington	1	12	12.0	12	0
Rolle	1	3	3.0	3	0
<b>RAVENS</b>	<b>5</b>	<b>111</b>	<b>22.2</b>	<b>64t</b>	<b>1</b>
<b>Opponents</b>	<b>3</b>	<b>47</b>	<b>15.7</b>	<b>40t</b>	<b>1</b>

## PUNTING

	NO	YDS	AVG	NET	TB	IN	LG	BLK
Koch	20	845	42.3	38.1	2	7	52	0
<b>RAVENS</b>	<b>20</b>	<b>845</b>	<b>42.3</b>	<b>38.1</b>	<b>2</b>	<b>7</b>	<b>52</b>	<b>0</b>
<b>Opponents</b>	<b>14</b>	<b>609</b>	<b>43.5</b>	<b>32.4</b>	<b>2</b>	<b>1</b>	<b>66</b>	<b>0</b>

## PUNT RETURNS

	RET	FC	YDS	AVG	LG	TD
Leonhard	9	2	115	12.8	45	0
<b>RAVENS</b>	<b>9</b>	<b>2</b>	<b>115</b>	<b>12.8</b>	<b>45</b>	<b>0</b>
<b>Opponents</b>	<b>10</b>	<b>4</b>	<b>44</b>	<b>4.4</b>	<b>25</b>	<b>0</b>

## KICKOFF RETURNS

	NO	YDS	AVG	LG	TD
Zbikowski	3	68	22.7	31	0
Figurs	2	19	9.5	18	0
Rice	2	31	15.5	17	0
L. McClain	1	23	23.0	23	0
Wilcox	1	14	14.0	14	0
<b>RAVENS</b>	<b>9</b>	<b>155</b>	<b>17.2</b>	<b>31</b>	<b>0</b>
<b>Opponents</b>	<b>10</b>	<b>237</b>	<b>23.7</b>	<b>34</b>	<b>0</b>

## FIELD GOALS

	1-19	20-29	30-39	40-49	50+
Stover	0/0	2/2	1/1	1/1	0/0
<b>RAVENS</b>	<b>0/0</b>	<b>2/2</b>	<b>1/1</b>	<b>1/1</b>	<b>0/0</b>
<b>Opponents</b>	<b>1/1</b>	<b>1/1</b>	<b>1/1</b>	<b>2/2</b>	<b>0/1</b>

Stover: (23G,31G)(21G,43G)()

**RAVENS:** (23G,31G)(21G,43G)()

**Opponents:** (19G)(51N,27G)(34G,42G,46G)

	TD	TD%	INT	INT%	LG	SACK/LOST	RATING
Flacco	1	1.3	3	4.0	48t	3/16	50.8
<b>RAVENS</b>	<b>1</b>	<b>1.3</b>	<b>3</b>	<b>4.0</b>	<b>48t</b>	<b>3/16</b>	<b>50.8</b>
<b>Opponents</b>	<b>2</b>	<b>1.8</b>	<b>5</b>	<b>4.4</b>	<b>65t</b>	<b>8/66</b>	<b>68.0</b>

## DEFENSIVE

FROM COACHES VIDEO

PLAYER	TT	SOLO	AS	SACKS	YDS LOST	INT	RET. YDS	PD	FF	FR
Lewis, Ray	29	23	6	0	0	0	0	1	2	0
Scott, Bart	26	22	4	0	0	0	0	0	0	0
Leonhard, Jim	16	14	2	0.5	5	1	20	1	1	2
Washington, Fabian	15	13	2	0	0	1	12	3	0	1
Ngata, Haloti	12	10	2	1	8	0	0	0	0	0
Bannan, Justin	11	9	2	0	0	0	0	0	0	0
Suggs, Terrell	11	10	1	4	35	0	0	0	1	0
Douglas, Marques	8	4	4	1	7	0	0	0	1	0
Reed, Ed	7	6	1	0	0	2	76	3	0	0
Johnson, Jarret	6	6	0	0	0	0	0	0	1	0
Rolle, Samari	6	4	2	0	0	1	3	2	0	0
Ivy, Corey	5	5	0	0	0	0	0	1	0	0
Walker, Frank	5	5	0	0	0	0	0	2	0	0
Nakamura, Haruki	4	3	1	0.5	5	0	0	0	0	0
McKinney, Brandon	3	2	1	0	0	0	0	0	0	0
Pryce, Trevor	3	3	0	1	6	0	0	1	0	0
Oglesby, Evan	2	2	0	0	0	0	0	0	0	0
Zbikowski, Tom	2	1	1	0	0	0	0	0	0	0
McClain, Jameel	1	1	0	0	0	0	0	0	0	0
<b>TOTALS</b>	<b>172</b>	<b>143</b>	<b>29</b>	<b>8</b>	<b>66</b>	<b>5</b>	<b>111</b>	<b>14</b>	<b>5</b>	<b>4</b>

## SPECIAL TEAMS

FROM COACHES VIDEO

PLAYER	TT	SOLO	AS	FF	FR	BK
Ayanbadejo, Brendon	3	3	0	0	0	0
Greisen, Nick	3	3	0	0	0	0
McClain, Jameel	3	2	1	0	0	0
Nakamura, Haruki	3	3	0	0	0	0
Smith, Marcus	3	3	0	0	0	0
Stone, Daren	2	1	1	0	0	0
Jones, Edgar	1	1	0	0	0	0
Katula, Matt	1	1	0	0	0	0
Oglesby, Evan	1	0	1	0	0	0
Walker, Frank	1	1	0	0	0	1
Wilcox, Daniel	1	0	1	0	0	0
Zbikowski, Tom	1	0	1	0	0	0
Leonhard, Jim	0	0	0	0	1	0
<b>TOTALS</b>	<b>23</b>	<b>18</b>	<b>5</b>	<b>0</b>	<b>1</b>	<b>1</b>



# 2009 STATISTICS

## RESULTS AND ATTENDANCE

### WON 9, LOST 7

#### WILD CARD/AFC DIVISIONAL GAME

Date	Result	Score	Opponent	Attendance
09/13	W	38-24	Kansas City	71,099
09/20	W	31-26	at San Diego	66,882
09/27	W	34-3	Cleveland	70,950
10/04	L	21-27	at New England	68,756
10/11	L	14-17	Cincinnati	71,161
10/18	L	31-33	at Minnesota	63,689
11/01	W	30-7	Denver	71,132
11/08	L	7-17	at Cincinnati	64,313
11/16	W	16-0	at Cleveland	69,023
11/22	L	15-17	Indianapolis	71,320
11/29	W	20-17 OT	Pittsburgh	71,314
12/07	L	14-27	at Green Bay	70,286
12/13	W	48-3	Detroit	70,673
12/20	W	31-7	Chicago	71,011
12/27	L	20-23	at Pittsburgh	64,068
01/03	W	21-13	at Oakland	38,400

## TEAM STATISTICS

	RAVENS	OPPONENT
<b>TOTAL FIRST DOWNS</b>	<b>320</b>	<b>280</b>
Rushing	115	82
Passing	187	164
Penalty	18	34
3rd Down: Made/Att	89/214	80/218
3rd Down Pct.	41.6%	36.7%
4th Down: Made/Att	6/13	7/17
4th Down Pct.	46.2%	41.2%
<b>POSSESSION AVG.</b>	<b>29:18</b>	<b>30:42</b>
<b>TOTAL NET YARDS</b>	<b>5619</b>	<b>4808</b>
Avg. Per Game	351.2	300.5
Total Plays	1014	991
Avg. Per Play	5.5	4.9
<b>NET YARDS RUSHING</b>	<b>2200</b>	<b>1492</b>
Avg. Per Game	137.5	93.3
Total Rushes	468	435
<b>NET YARDS PASSING</b>	<b>3419</b>	<b>3316</b>
Avg. Per Game	213.7	207.3
Sacked/Yards Lost	36/218	32/190
Gross Yards	3637	3506
Attempts/Completions	510/321	524/306
Completion Pct.	62.9%	58.4%
Had Intercepted	13	22
<b>PUNTS/AVERAGE</b>	<b>74/43.1</b>	<b>79/43.4</b>
<b>NET PUNTING AVG.</b>	<b>37.9</b>	<b>37.2</b>
<b>PENALTIES/YARDS</b>	<b>115/1094</b>	<b>88/741</b>
<b>FUMBLES/BALL LOST</b>	<b>19/9</b>	<b>20/10</b>
<b>TOUCHDOWNS</b>	<b>47</b>	<b>27</b>
Rushing	22	8
Passing	21	17
Returns	4	2

SCORE BY PERIODS	1	2	3	4	OT	PTS
RAVENS	77	81	123	107	3	391
Opponents	57	95	47	62	0	261

SCORING	TD	RU	PA	RT	K/PAT	FG	S	PTS
McGahee	14	12	2	0	0/0	0/0	0	84
Cundiff	0	0	0	0	19/19	12/17	0	55
Hauschka	0	0	0	0	27/28	9/13	0	54
Rice	8	7	1	0	0/0	0/0	0	48
Mason	7	0	7	0	0/0	0/0	0	42
Heap	6	0	6	0	0/0	0/0	0	36
Clayton	2	0	2	0	0/0	0/0	0	12
L. McClain	2	2	0	0	0/0	0/0	0	12
K. Washington	2	0	2	0	0/0	0/0	0	12
Edwards	1	0	0	1	0/0	0/0	0	6
Landry	1	0	0	1	0/0	0/0	0	6
Reed	1	0	0	1	0/0	0/0	0	6
T. Smith	1	1	0	0	0/0	0/0	0	6
Webb	1	0	0	1	0/0	0/0	0	6
D. Williams	1	0	1	0	0/0	0/0	0	6
<b>RAVENS</b>	<b>47</b>	<b>22</b>	<b>21</b>	<b>4</b>	<b>46/47</b>	<b>21/30</b>	<b>0</b>	<b>391</b>
<b>Opponents</b>	<b>27</b>	<b>8</b>	<b>17</b>	<b>2</b>	<b>27/27</b>	<b>24/27</b>	<b>0</b>	<b>261</b>

### 2-PT. CONVERSIONS: RAVENS 0-0, Opponents 0-0

**SACKS:** Pryce 6.5, J. Johnson 6, Suggs 4.5, Barnes 3, Gregg 3, Lewis 3, Carr 1.5, Ngata 1.5, Ayanbadejo 1, Edwards 1, Webb 1, **RAVENS 32, Opponents 36**

**FUM/LOST:** Flacco 8/2, Reed 3/1, Rice 3/3, Carr 2/1, Clayton 1/1, Heap 1/0, McGahee 1/1

## RUSHING

	NO	YDS	AVG	LG	TD
Rice	254	1339	5.3	59t	7
McGahee	109	544	5.0	77t	12
L. McClain	46	180	3.9	20	2
Flacco	35	56	1.6	10	0
T. Smith	8	31	3.9	15t	1
Clayton	4	28	7.0	12	0
Parmele	5	17	3.4	7	0
Heap	1	2	2.0	2	0
Mason	1	2	2.0	2	0
K. Washington	1	1	1.0	1	0
Lawrence	4	0	0.0	4	0
<b>RAVENS</b>	<b>468</b>	<b>2200</b>	<b>4.7</b>	<b>77t</b>	<b>22</b>
<b>Opponents</b>	<b>435</b>	<b>1492</b>	<b>3.4</b>	<b>58</b>	<b>8</b>

## RECEIVING

	NO	YDS	AVG	LG	TD
Rice	78	702	9.0	63	1
Mason	73	1028	14.1	72t	7
Heap	53	593	11.2	31	6
Clayton	34	480	14.1	54	2
K. Washington	34	431	12.7	28	2
L. McClain	21	141	6.7	19	0
McGahee	15	85	5.7	14	2
D. Williams	8	142	17.8	34	1
L. Smith	2	31	15.5	26	0
Jones	1	8	8.0	8	0
Lawrence	1	4	4.0	4	0
Oher	1	-8	-8.0	-8	0
<b>RAVENS</b>	<b>321</b>	<b>3637</b>	<b>11.3</b>	<b>72t</b>	<b>21</b>
<b>Opponents</b>	<b>306</b>	<b>3506</b>	<b>11.5</b>	<b>81t</b>	<b>17</b>

## INTERCEPTIONS

	NO	YDS	AVG	LG	TD
Landry	4	89	22.3	48t	1
Foxworth	4	34	8.5	19	0
Reed	3	111	37.0	52t	1
Carr	2	24	12.0	13	0
Zbikowski	2	13	6.5	21	0
Johnson	2	8	4.0	8	0
Ellerbe	1	28	28.0	28	0
Kruger	1	26	26.0	26	0
Barnes	1	4	4.0	4	0
Ayanbadejo	1	0	0.0	0	0
Walker	1	0	0.0	0	0
Lewis	0	9	----	9	0
<b>RAVENS</b>	<b>22</b>	<b>346</b>	<b>15.7</b>	<b>52t</b>	<b>2</b>
<b>Opponents</b>	<b>13</b>	<b>195</b>	<b>15.0</b>	<b>70</b>	<b>0</b>

PUNTING	NO	YDS	AVG	NET	TB	IN	LG	BLK
Koch	73	3188	43.7	37.9	5	26	60	1
<b>RAVENS</b>	<b>74</b>	<b>3188</b>	<b>43.1</b>	<b>37.9</b>	<b>5</b>	<b>26</b>	<b>60</b>	<b>1</b>
<b>Opponents</b>	<b>79</b>	<b>3426</b>	<b>43.4</b>	<b>37.2</b>	<b>10</b>	<b>24</b>	<b>61</b>	<b>0</b>

PUNT RETURNS	RET	FC	YDS	AVG	LG	TD
Carr	32	17	262	8.2	34	0
Reed	7	1	29	4.1	9	0
Webb	0	0	-1	----	-1	0
<b>RAVENS</b>	<b>39</b>	<b>18</b>	<b>290</b>	<b>7.4</b>	<b>34</b>	<b>0</b>
<b>Opponents</b>	<b>38</b>	<b>12</b>	<b>287</b>	<b>7.6</b>	<b>49t</b>	<b>1</b>

KICKOFF RETURNS	NO	YDS	AVG	LG	TD
Webb	35	918	26.2	95t	1
Carr	13	315	24.2	41	0
Parmele	9	283	31.4	53	0
Edwards	1	14	14.0	14	0
L. McClain	1	17	17.0	17	0
<b>RAVENS</b>	<b>59</b>	<b>1547</b>	<b>26.2</b>	<b>95t</b>	<b>1</b>
<b>Opponents</b>	<b>77</b>	<b>1565</b>	<b>20.3</b>	<b>53</b>	<b>0</b>

FIELD GOALS	1-19	20-29	30-39	40-49	50+	
Cundiff	Bal.	0/0	5/5	4/7	3/3	0/2
Hauschka	0/0	1/1	5/7	3/5	0/0	
<b>RAVENS</b>	<b>0/0</b>	<b>6/6</b>	<b>9/14</b>	<b>6/8</b>	<b>0/2</b>	
<b>Opponents</b>	<b>0/0</b>	<b>12/12</b>	<b>9/11</b>	<b>2/3</b>	<b>1/1</b>	

**Cundiff:** (games 10-16) (46G, 44G, 38G, 36G, 30N, 20G) (24G, 56N, 29G) () (38G, 25G) (30N, 40G) (27G, 35G) (37N, 51N)  
**Hauschka:** (games 1-9) (44G, 41N) (33G) (36G, 33G) () (29G, 44N) (43G, 35G, 31G) (38N) (36N, 44G)  
**Opponents:** (53G) (29G, 22G, 23G, 25G) (29G) (32G, 33G) (32B, 32G) (40G, 22G, 29G, 31G) () (23G) () (25G) (44G) (28G, 38N, 32G) (45N, 22G) () (26G, 39G, 38G) (37G, 39G)

PASSING	ATT	COMP	YARDS	COMP%	YDS/ATT	TD	TD%	INT	INT%	LG	SACK/LOST	RATING
Flacco	499	315	3613	63.1%	7.2	21	4.2%	12	2.4%	72t	36/218	88.9
T. Smith	9	5	24	55.6%	2.7	0	0.0%	1	11.1%	9	0/0	21.3
Clayton	1	1	0	100.0%	0.0	0	0.0%	0	0.0%	0	0/0	79.2
Rice	1	0	0	0.0%	0.0	0	0.0%	0	0.0%	----	0/0	39.6
<b>RAVENS</b>	<b>510</b>	<b>321</b>	<b>3637</b>	<b>62.9%</b>	<b>7.1</b>	<b>21</b>	<b>4.1%</b>	<b>13</b>	<b>2.5%</b>	<b>72t</b>	<b>36/218</b>	<b>87.4</b>
<b>Opponents</b>	<b>524</b>	<b>306</b>	<b>3506</b>	<b>58.4%</b>	<b>6.7</b>	<b>17</b>	<b>3.2%</b>	<b>22</b>	<b>4.2%</b>	<b>81t</b>	<b>32/190</b>	<b>71.9</b>

# 2009 STATISTICS

## DEFENSIVE

PLAYER	FROM COACHES VIDEO							RET.		
	TT	SOLO	AS SACKS	LOST	INT	YDS	PD		FF	FR
Lewis, Ray	164	100	64	3	16	0	9	6	3	1
Landry, Dawan	82	74	8	0	0	4	89	11	0	0
Johnson, Jarret	70	49	21	6	45	2	8	4	1	0
Gregg, Kelly	64	40	24	3	3	0	0	0	0	0
Foxworth, Domonique	62	51	11	0	0	4	34	21	0	1
Suggs, Terrell	58	41	17	4.5	33	0	0	5	1	1
Ellerbe, Dannell	55	37	18	0	0	1	28	4	0	1
Reed, Ed	54	50	4	0	0	3	111	6	3	1
Gooden, Tavares	52	29	23	0	0	0	0	2	0	0
Edwards, Dwan	50	30	20	1	2	0	0	1	0	2
Ngata, Haloti	41	23	18	1.5	13	0	0	0	1	1
Washington, Fabian	41	33	8	0	0	0	0	8	0	0
Carr, Chris	39	31	8	1.5	13.5	2	24	9	2	0
Bannan, Justin	37	23	14	0	0	0	0	0	0	0
Pryce, Trevor	37	23	14	6.5	40.5	0	0	0	1	0
Webb, Lardarius	36	25	11	1	4	0	0	6	0	0
McClain, Jameel	29	17	12	0	0	0	0	0	0	0
Ayanbadejo, Brendon	22	14	8	1	5	1	0	1	0	0
Zbikowski, Tom	16	15	1	0	0	2	13	4	0	0
Walker, Frank	14	8	6	0	0	1	0	4	0	1
Kruger, Paul	12	4	8	0	0	1	26	4	0	0
Barnes, Antwan	7	6	1	3	15	1	4	1	1	0
McKinney, Brandon	3	1	2	0	0	0	0	0	0	0
Burgess, Prescott	2	0	2	0	0	0	0	0	0	0
Nakamura, Haruki	1	1	0	0	0	0	0	0	0	0
Talavou, Kelly	1	1	0	0	0	0	0	0	0	0
Williams, Cary	1	1	0	0	0	0	0	0	0	0
Ivy, Corey	0	0	0	0	0	0	0	1	0	0
<b>Totals</b>	<b>1050</b>	<b>727</b>	<b>323</b>	<b>32</b>	<b>190</b>	<b>22</b>	<b>346</b>	<b>98</b>	<b>13</b>	<b>9</b>

## SPECIAL TEAMS

PLAYER	FROM COACHES VIDEO					
	TT	SOLO	AS	FF	FR	BK
Burgess, Prescott	34	18	16	0	0	0
McClain, Jameel	33	16	17	1	0	0
Zbikowski, Tom	28	19	9	0	0	0
Jones, Edgar	19	12	7	0	0	0
Lawrence, Matt	16	7	9	1	0	0
Gooden, Tavares	13	8	5	0	0	0
Webb, Lardarius	11	6	5	0	0	0
Carr, Chris	10	7	3	0	0	0
Landry, Dawan	10	9	1	0	0	0
Tyree, David	10	9	1	0	0	0
Ellerbe, Dannell	8	8	0	0	0	0
Barnes, Antwan	7	5	2	0	0	0
Nakamura, Haruki	7	4	3	1	0	0
Parmele, Jalen	7	5	2	0	1	0
Ayanbadejo, Brendon	6	6	0	0	0	0
Williams, Cary	5	4	1	2	0	0
Katula, Matt	4	2	2	0	0	0
Walker, Frank	3	3	0	0	0	0
Gerard, K.J.	2	2	0	0	0	0
Hauschka, Steve	2	2	0	0	0	0
Harper, Justin	1	0	1	0	0	0
McClain, LeRon	1	1	0	0	0	0
Paschal, Marcus	1	0	1	0	0	0
Washington, Kelley	1	1	0	0	0	0
Gregg, Kelly	0	0	0	0	0	1
<b>Totals</b>	<b>241</b>	<b>155</b>	<b>86</b>	<b>5</b>	<b>1</b>	<b>2</b>

## TOP THREE

SOLO	SACKS	FF	FR	PD
100 Ray Lewis	6.5 Trevor Pryce	3 Ray Lewis	2 Dwan Edwards	21 Domonique Foxworth
74 Dawan Landry	6 Jarret Johnson	Ed Reed	1 7 Players	11 Dawan Landry
51 Domonique Foxworth	4.5 Terrell Suggs	2 Chris Carr		9 Chris Carr

## USUAL STARTERS

OFFENSE		DEFENSE	
WR 89 Mark Clayton	DT 92 Haloti Ngata	NT 97 Kelly Gregg	
LT 71 Jared Gaitner	NT 97 Kelly Gregg	DE 93 Dwan Edwards	
LG 66 Ben Grubbs	DE 93 Dwan Edwards	SLB 95 Jarret Johnson	
C 77 Matt Birk	SLB 95 Jarret Johnson	MIKE 52 Ray Lewis	
RG 73 Marshal Yanda	MIKE 52 Ray Lewis	JACK 56 Tavares Gooden	
RT 74 Michael Oher	JACK 56 Tavares Gooden	RLB 55 Terrell Suggs	
TE 86 Todd Heap	RLB 55 Terrell Suggs	LCB 31 Fabian Washington	
WR 85 Derrick Mason	LCB 31 Fabian Washington	RCB 24 Domonique Foxworth	
QB 5 Joe Flacco	RCB 24 Domonique Foxworth	SS 26 Dawan Landry	
RB 27 Ray Rice	SS 26 Dawan Landry	FS 20 Ed Reed	
FB 33 LeRon McClain	FS 20 Ed Reed		

## COACHES

**John Harbaugh**, Head Coach; **Jerry Rosburg**, Asst. Head Coach/  
Special Teams Coordinator; **Cam Cameron**, Offensive Coordinator;  
**Greg Mattison**, Defensive Coordinator; **Roy Anderson**, Defensive  
Asst.; **Clarence Brooks**, Defensive Line; **Jason Brooks**, Asst. to the  
Offense; **Mark Carrier**, Defensive Backs; **John Dunn**, Asst. Strength  
and Conditioning; **Vic Fangio**, Linebackers; **Wade Harman**, Tight Ends;  
**Jim Hostler**, Wide Receivers; **Hue Jackson**, Quarterbacks; **Marwan  
Maalouf**, Asst. Special Teams; **John Matsko**, Offensive Line; **Andy  
Moeller**, Asst. Offensive Line; **Wilbert Montgomery**, Running Backs;  
**Chuck Pagano**, Secondary; **Bob Rogucki**, Strength and Conditioning;  
**Craig Ver Steeg**, Offensive Asst.; **Matt Weiss**, Head Coach's Asst.

## RAVENS HONOR ROLL

**AP All-Pro:** LB Ray Lewis (1st Team), FB LeRon McClain (2nd Team), DT Haloti Ngata (2nd Team), S Ed Reed (2nd Team), RB Ray Rice (2nd Team)  
**Pro Bowl:** LB Ray Lewis (starter), FB LeRon McClain (starter), DT Haloti Ngata (starter), S Ed Reed (starter), RB Ray Rice  
**Pro Bowl Alternate:** G Ben Grubbs (first)  
**Pro Football Weekly/PFWA's All-NFL Team:** DT Haloti Ngata; T Michael Oher (Rookie)  
**USA Today's All-Joe Team:** QB Joe Flacco, T Michael Oher  
**NFL Players of the Week/Month:** LB Brendon Ayanbadejo (Week 3) - Defense, CB Domonique Foxworth (Week 15) - Defense,  
RB Willis McGahee (Week 17) - Offense, T Michael Oher (Rookie, December)  
**Ed Block Courage Award:** S Dawan Landry  
**Ravens Roost Unsung Hero:** C Matt Birk  
**Ravens Roost Extra Effort:** CB Domonique Foxworth  
**Ravens Nest Player of the Year:** DT Haloti Ngata

## SEASON TRENDS

	Reg.	Post.		Reg.	Post.
Record	9-7	1-1	When Scoring First	8-1	1-0
vs. AFC North	3-3	0-0	When Not Scoring First	1-6	0-1
vs. AFC	7-5	1-1	Positive or even Turnover Ratio	7-3	1-0
vs. NFC	2-2	0-0	Negative Turnover Ratio	2-4	0-1
Home	6-2	0-0	Winning Penalty Ratio	1-1	1-0
Away	3-5	1-1	Losing Penalty Ratio	7-6	0-1
On Grass	3-2	0-0	Overtime	1-0	0-0
Artificial Turf	6-5	1-1	With a 100-Yard Rusher	3-2	1-0
Outdoors	9-6	1-0	With a 100-Yard Receiver	2-2	0-0
Indoors	0-1	0-1	Without a 100-yard Rusher	6-5	0-1
Leading at Halftime	8-1	1-0	Without a 100-yard Receiver	7-5	1-1
Trailing at Halftime	0-6	0-1	When Allowing a 100-Yard Rusher	0-3	0-0
Tied at Halftime	1-0	0-0	When Not Allowing a 100-Yard Rusher	9-4	1-1
Tied After 3 Quarters	0-1	0-0	When Allowing a 100-Yard Receiver	1-2	0-0
Leading After 3 Quarters	9-0	1-0	When Not Allowing a 100-Yard Receiver	8-5	1-1
Trailing After 3 Quarters	0-6	0-1	With a 300-Yard Passer	2-1	0-0
Decided by 7 Points or less	2-5	0-0	Without a 300-Yard Passer	7-6	1-1
Decided by 3 Points or less	1-4	0-0	When Allowing a 300-Yard Passer	1-0	0-0
			When Not Allowing a 300-Yard Passer	8-7	1-1



# 2009 POSTSEASON STATISTICS

## RESULTS AND ATTENDANCE

### WON 1, LOST 1

01/10	W	33-14	at New England	68,756
01/16	L	3-20	at Indianapolis	67,535

### TEAM STATISTICS

	RAVENS	OPPONENT
<b>TOTAL FIRST DOWNS</b>	<b>28</b>	<b>37</b>
Rushing	15	7
Passing	13	25
Penalty	0	5
3rd Down: Made/Att	15/29	9/27
3rd Down Pct.	51.7	33.3
4th Down: Made/Att	0/2	2/3
4th Down Pct.	0.0	66.7
<b>POSSESSION AVG.</b>	<b>29:12</b>	<b>30:49</b>
<b>TOTAL NET YARDS</b>	<b>538</b>	<b>471</b>
Avg. Per Game	269.0	235.5
Total Plays	117	134
Avg. Per Play	4.6	3.5
<b>NET YARDS RUSHING</b>	<b>321</b>	<b>106</b>
Avg. Per Game	160.5	53.0
Total Rushes	71	43
<b>NET YARDS PASSING</b>	<b>217</b>	<b>365</b>
Avg. Per Game	108.5	182.5
Sacked/Yards Lost	1/6	5/35
Gross Yards	223	400
Att./Completions	45/24	86/53
Completion Pct.	53.3	61.6
Had Intercepted	3	4
<b>PUNTS/AVERAGE</b>	<b>9/41.6</b>	<b>11/42.7</b>
<b>NET PUNTING AVG.</b>	<b>9/35.2</b>	<b>11/37.8</b>
<b>PENALTIES/YARDS</b>	<b>10/79</b>	<b>9/66</b>
<b>FUMBLES/BALL LOST</b>	<b>4/3</b>	<b>1/1</b>
<b>TOUCHDOWNS</b>	<b>4</b>	<b>4</b>
Rushing	4	0
Passing	0	4
Returns	0	0

SCORE BY PERIODS	1	2	3	4	OT	PTS
<b>RAVENS</b>	<b>27</b>	<b>0</b>	<b>3</b>	<b>6</b>	<b>0</b>	<b>36</b>
<b>OPPONENTS</b>	<b>3</b>	<b>21</b>	<b>7</b>	<b>3</b>	<b>0</b>	<b>34</b>

SCORING	TD	RU	PA	RT	K/PAT	FG	S	PTS
Cundiff	0	0	0	0	3/3	3/3	0	12
Rice	2	2	0	0			0	12
L. McClain	1	1	0	0			0	6
McGahee	1	1	0	0			0	6
<b>RAVENS</b>	<b>4</b>	<b>4</b>	<b>0</b>	<b>0</b>	<b>3/3</b>	<b>3/3</b>	<b>0</b>	<b>36</b>
<b>Opponents</b>	<b>4</b>	<b>0</b>	<b>4</b>	<b>0</b>	<b>4/4</b>	<b>2/3</b>	<b>0</b>	<b>34</b>

**2-PT. CONVERSIONS: RAVENS 0-1, Opponents 0-0**

**SACKS:** Edwards 1, Johnson 1, Lewis 1, Ngata 1, Suggs 1, **RAVENS 5, Opponents 1**

**FUM/LOST:** Heap 1/0, Reed 1/1, Rice 1/1, Zbikowski 1/1

PASSING	ATT	COMP	YARDS	COMP%	YDS/ATT
Flacco	45	24	223	53.3	4.96
<b>RAVENS</b>	<b>45</b>	<b>24</b>	<b>223</b>	<b>53.3</b>	<b>4.96</b>
<b>Opponents</b>	<b>86</b>	<b>53</b>	<b>400</b>	<b>61.6</b>	<b>4.65</b>

## RUSHING

	NO	YDS	AVG	LG	TD
Rice	35	226	6.5	83t	2
McGahee	22	69	3.1	12	1
L. McClain	6	11	1.8	4	1
Clayton	1	8	8.0	8	0
Flacco	7	7	1.0	7	0
<b>RAVENS</b>	<b>71</b>	<b>321</b>	<b>4.5</b>	<b>83t</b>	<b>4</b>
<b>Opponents</b>	<b>43</b>	<b>106</b>	<b>2.5</b>	<b>13</b>	<b>0</b>

## RECEIVING

	NO	YDS	AVG	LG	TD
Rice	9	60	6.7	26	0
Mason	5	72	14.4	27	0
Heap	4	35	8.8	11	0
McGahee	2	20	10.0	13	0
Clayton	1	17	17.0	17	0
D. Williams	1	12	12.0	12	0
K. Washington	1	11	11.0	11	0
L. McClain	1	-4	-4.0	-4	0
<b>RAVENS</b>	<b>24</b>	<b>223</b>	<b>9.3</b>	<b>27</b>	<b>0</b>
<b>Opponents</b>	<b>53</b>	<b>400</b>	<b>7.5</b>	<b>24</b>	<b>4</b>

## INTERCEPTIONS

	NO	YDS	AVG	LG	TD
Reed	2	63	31.5	38	0
Landry	1	67	67.0	42	0
Carr	1	3	3.0	3	0
<b>RAVENS</b>	<b>4</b>	<b>133</b>	<b>33.3</b>	<b>50</b>	<b>0</b>
<b>Opponents</b>	<b>3</b>	<b>0</b>	<b>0.0</b>	<b>0</b>	<b>0</b>

## PUNTING

	NO	YDS	AVG	NET	TB	IN	LG	BLK
Koch	9	374	41.6	35.2	0	3	59	0
<b>RAVENS</b>	<b>9</b>	<b>374</b>	<b>41.6</b>	<b>35.2</b>	<b>0</b>	<b>3</b>	<b>59</b>	<b>0</b>
<b>Opponents</b>	<b>11</b>	<b>470</b>	<b>42.7</b>	<b>37.8</b>	<b>1</b>	<b>3</b>	<b>56</b>	<b>0</b>

## PUNT RETURNS

	RET	FC	YDS	AVG	LG	TD
Carr	3	3	34	11.3	34	0
Zbikowski	1	0	0	0.0	0	0
<b>RAVENS</b>	<b>4</b>	<b>3</b>	<b>34</b>	<b>8.5</b>	<b>34</b>	<b>0</b>
<b>Opponents</b>	<b>5</b>	<b>2</b>	<b>57</b>	<b>11.4</b>	<b>28</b>	<b>0</b>

## KICKOFF RETURNS

	NO	YDS	AVG	LG	TD
Parmele	5	97	19.4	26	0
L. McClain	1	9	9.0	9	0
Zbikowski	1	30	30.0	30	0
<b>RAVENS</b>	<b>7</b>	<b>136</b>	<b>19.4</b>	<b>30</b>	<b>0</b>
<b>Opponents</b>	<b>7</b>	<b>132</b>	<b>18.9</b>	<b>42</b>	<b>0</b>

## FIELD GOALS

	1-19	20-29	30-39	40-49	50+
Cundiff	0/0	3/3	0/0	0/0	0/0
<b>RAVENS</b>	<b>0/0</b>	<b>3/3</b>	<b>0/0</b>	<b>0/0</b>	<b>0/0</b>
<b>Opponents</b>	<b>0/0</b>	<b>0/0</b>	<b>1/1</b>	<b>1/2</b>	<b>0/0</b>

Cundiff: (27G,23G)(25G)

**RAVENS:** (27G,23G)(25G)

**Opponents:** (44N)(44G,33G)

	TD	TD%	INT	INT%	LG	SACK/LOST	RATING
Flacco	0	0.0	3	6.7	27	1/6	39.4
<b>RAVENS</b>	<b>0</b>	<b>0.0</b>	<b>3</b>	<b>6.7</b>	<b>27</b>	<b>1/6</b>	<b>39.4</b>
<b>Opponents</b>	<b>4</b>	<b>4.7</b>	<b>4</b>	<b>4.7</b>	<b>24</b>	<b>5/35</b>	<b>68.9</b>

## DEFENSIVE

FROM COACHES VIDEO

PLAYER	TT	SOLO	AS	SACKS	YDS		RET.		FF	FR	FR
					LOST	INT	YDS	PD			
Lewis, Ray	21	10	11	1	7	0	0	1	0	0	0
Foxworth, Domonique	17	16	1	0	0	0	0	1	0	0	0
Ellerbe, Dannell	16	15	1	0	0	0	0	0	0	0	0
Carr, Chris	10	9	1	0	0	1	3	1	0	0	0
Suggs, Terrell	10	7	3	1	9	0	0	0	1	1	0
Edwards, Dwan	9	7	2	1	6	0	0	0	0	0	0
Johnson, Jarret	8	7	1	1	4	0	0	0	0	0	0
Landry, Dawan	7	4	3	0	0	1	67*	2	0	0	0
Ngata, Haloti	7	4	3	1	9	0	0	0	0	0	0
Walker, Frank	7	6	1	0	0	0	0	1	0	0	0
Reed, Ed	6	3	3	0	0	2	63	3	0	0	0
Gregg, Kelly	3	3	0	0	0	0	0	0	0	0	0
Zbikowski, Tom	2	2	0	0	0	0	0	0	0	0	0
Bannan, Justin	1	1	0	0	0	0	0	0	0	0	0
Ivy, Corey	1	1	0	0	0	0	0	0	0	0	0
<b>Totals</b>	<b>125</b>	<b>95</b>	<b>30</b>	<b>5</b>	<b>35</b>	<b>4</b>	<b>66</b>	<b>9</b>	<b>1</b>	<b>1</b>	<b>1</b>

\*Dawan Landry had an INT at NE (1/10/10) and returned it 42 yards. He also took a lateral from Ed Reed after an INT, which Landry returned an additional 25 yards.

## SPECIAL TEAMS

FROM COACHES VIDEO

PLAYER	TT	SOLO	AS	FF	FR	BK
Landry, Dawan	3	2	1	0	0	0
Gooden, Tavares	2	2	0	0	0	0
Katula, Matt	2	2	0	0	0	0
Tyree, David	2	1	1	0	0	0
Foxworth, Domonique	1	1	0	0	0	0
Jones, Edgar	1	1	0	0	0	0
Parmele, Jalen	1	1	0	0	0	0
Walker, Frank	1	1	0	0	0	0
Zbikowski, Tom	1	1	0	0	0	0
<b>Totals</b>	<b>14</b>	<b>12</b>	<b>2</b>	<b>0</b>	<b>0</b>	<b>0</b>

# 2010 STATISTICS

## RESULTS AND ATTENDANCE

### WON 12, LOST 4

#### WILD CARD/DIVISIONAL GAME

09/13	W	10-9	at New York Jets	78,127
09/19	L	10-15	at Cincinnati	64,071
09/26	W	24-17	Cleveland	71,119
10/03	W	17-14	at Pittsburgh	64,729
10/10	W	31-17	Denver	71,246
10/17	L	20-23 OT	at New England	68,756
10/24	W	37-34 OT	Buffalo	71,220
11/07	W	26-10	Miami	71,305
11/11	L	21-26	at Atlanta	68,474
11/21	W	37-13	at Carolina	73,021
11/28	W	17-10	Tampa Bay	70,989
12/05	L	10-13	Pittsburgh	71,418
12/13	W	34-28 OT	at Houston	71,113
12/19	W	30-24	New Orleans	71,432
12/26	W	20-10	at Cleveland	65,028
01/02	W	13-7	Cincinnati	71,008

## TEAM STATISTICS

### TOTAL FIRST DOWNS

	RAVENS	OPPONENT
Rushing	97	79
Passing	175	187
Penalty	31	18
3rd Down: Made/Att	82/210	87/229
3rd Down Pct.	39.0	38.0
4th Down: Made/Att	4/10	6/12
4th Down Pct.	40.0	50.0
<b>POSSESSION AVG.</b>	<b>30:42</b>	<b>29:18</b>
<b>TOTAL NET YARDS</b>	<b>5166</b>	<b>5102</b>
Avg. Per Game	322.9	318.9
Total Plays	1018	1007
Avg. Per Play	5.1	5.1
<b>NET YARDS RUSHING</b>	<b>1831</b>	<b>1503</b>
Avg. Per Game	114.4	93.9
Total Rushes	487	384
<b>NET YARDS PASSING</b>	<b>3335</b>	<b>3599</b>
Avg. Per Game	208.4	224.9
Sacked/Yards Lost	40/294	27/190
Gross Yards	3629	3789
Att./Completions	491/308	596/349
Completion Pct.	62.7	58.6
Had Intercepted	10	19
<b>PUNTS/AVERAGE</b>	<b>81/43.6</b>	<b>89/43.5</b>
<b>NET PUNTING AVG.</b>	<b>81/39.2</b>	<b>89/39.1</b>
<b>PENALTIES/YARDS</b>	<b>90/673</b>	<b>117/984</b>
<b>FUMBLES/BALL LOST</b>	<b>22/10</b>	<b>24/8</b>
<b>TOUCHDOWNS</b>	<b>40</b>	<b>27</b>
Rushing	11	5
Passing	25	22
Returns	4	0

### SCORE BY PERIODS

	1	2	3	4	OT	PTS
<b>RAVENS</b>	<b>61</b>	<b>132</b>	<b>75</b>	<b>80</b>	<b>9</b>	<b>357</b>
<b>Opponents</b>	<b>51</b>	<b>73</b>	<b>24</b>	<b>119</b>	<b>3</b>	<b>270</b>

### SCORING

	TD	RU	PA	RT	K/PAT	FG	S	PTS
Cundiff	0	0	0	0	39/39	26/29	0	117
Boldin	7	0	7	0	0	0	0	42
Mason	7	0	7	0	0	0	0	42
McGahee	6	5	1	0	0	0	0	36
Rice	6	5	1	0	0	0	0	36
Heap	5	0	5	0	0	0	0	30
Houshmandzadeh	3	0	3	0	0	0	0	18
Dickson	1	0	1	0	0	0	0	6
Flacco	1	1	0	0	0	0	0	6
Landry	1	0	0	1	0	0	0	6
Lewis	1	0	0	1	0	0	0	6
D. Reed	1	0	0	1	0	0	0	6
Wilson	1	0	0	1	0	0	0	6
<b>RAVENS</b>	<b>40</b>	<b>11</b>	<b>25</b>	<b>4</b>	<b>39/39</b>	<b>26/29</b>	<b>0</b>	<b>357</b>
<b>Opponents</b>	<b>27</b>	<b>5</b>	<b>22</b>	<b>0</b>	<b>25/25</b>	<b>27/32</b>	<b>0</b>	<b>270</b>

### 2-PT. CONVERSIONS: RAVENS 0-0, Opponents 1-2

**SACKS:** Suggs 11, Ngata 5.5, Redding 3, Lewis 2, Johnson 1.5, Ellerbe 1, Kruger 1, Landry 1, J. McClain 1, **RAVENS 27, Opponents 40**

**FUM/LOST:** Flacco 9/4, McGahee 2/2, E. Reed 2/0, Webb 2/1, Boldin 1/1, Heap 1/0, Houshmandzadeh 1/0, Koch 1/0, Parmele 1/0, Stallworth 1/1, Wilson 1/1

### PASSING

	ATT	COMP	YARDS	COMP%	YDS/ATT	TD	TD%	INT	INT%	LG	SACK/LOST	RATING
Flacco	489	306	3622	62.6	7.41	25	5.1	10	2.0	67	40/294	93.6
Boldin	1	1	-6	100.0	-6.00	0	0.0	0	0.0	-6	0/0	79.2
Koch	1	1	13	100.0	13.00	0	0.0	0	0.0	13	0/0	118.8
<b>RAVENS</b>	<b>491</b>	<b>308</b>	<b>3629</b>	<b>62.7</b>	<b>7.39</b>	<b>25</b>	<b>5.1</b>	<b>10</b>	<b>2.0</b>	<b>67</b>	<b>40/294</b>	<b>93.6</b>
<b>Opponents</b>	<b>596</b>	<b>349</b>	<b>3789</b>	<b>58.6</b>	<b>6.36</b>	<b>22</b>	<b>3.7</b>	<b>19</b>	<b>3.2</b>	<b>88t</b>	<b>27/190</b>	<b>76.4</b>

## RUSHING

	NO	YDS	AVG	LG	TD
Rice	307	1220	4.0	50	5
McGahee	100	380	3.8	30t	5
L. McClain	28	85	3.0	16	0
Flacco	43	84	2.0	14	1
Stallworth	5	45	9.0	19	0
D. Reed	1	15	15.0	15	0
Boldin	2	2	1.0	3	0
Koch	1	0	0.0	0	0
<b>RAVENS</b>	<b>487</b>	<b>1831</b>	<b>3.8</b>	<b>50</b>	<b>11</b>
<b>Opponents</b>	<b>384</b>	<b>1503</b>	<b>3.9</b>	<b>48</b>	<b>5</b>

## RECEIVING

	NO	YDS	AVG	LG	TD
Boldin	64	837	13.1	61	7
Rice	63	556	8.8	34	1
Mason	61	802	13.1	42	7
Heap	40	599	15.0	65t	5
Houshmandzadeh	30	398	13.3	56t	3
L. McClain	21	134	6.4	19	0
McGahee	14	55	3.9	32t	1
Dickson	11	152	13.8	58	1
Stallworth	2	82	41.0	67	0
Williams	1	13	13.0	13	0
Pitta	1	1	1.0	1	0
<b>RAVENS</b>	<b>308</b>	<b>3629</b>	<b>11.8</b>	<b>67</b>	<b>25</b>
<b>Opponents</b>	<b>349</b>	<b>3789</b>	<b>10.9</b>	<b>88t</b>	<b>22</b>

## INTERCEPTIONS

	NO	YDS	AVG	LG	TD
E. Reed	8	183	22.9	44	0
Wilson	3	12	4.0	12t	1
Webb	2	32	16.0	32	0
Lewis	2	26	13.0	24t	1
Carr	2	13	6.5	12	0
Hamlin	1	0	0.0	0	0
Redding	1	0	0.0	0	0
Landry	0	23	---	23t	1
<b>RAVENS</b>	<b>19</b>	<b>289</b>	<b>15.2</b>	<b>44</b>	<b>3</b>
<b>Opponents</b>	<b>10</b>	<b>191</b>	<b>19.1</b>	<b>66</b>	<b>0</b>

## PUNTING

	NO	YDS	AVG	NET	TB	IN	LG	BLK
Koch	81	3530	43.6	39.2	4	39	60	0
<b>RAVENS</b>	<b>81</b>	<b>3530</b>	<b>43.6</b>	<b>39.2</b>	<b>4</b>	<b>39</b>	<b>60</b>	<b>0</b>
<b>Opponents</b>	<b>89</b>	<b>3875</b>	<b>43.5</b>	<b>39.1</b>	<b>4</b>	<b>26</b>	<b>65</b>	<b>0</b>

## PUNT RETURNS

	RET	FC	YDS	AVG	LG	TD
Webb	21	12	199	9.5	35	0
Zbikowski	16	8	101	6.3	20	0
Carr	3	0	8	2.7	10	0
E. Reed	3	6	11	3.7	9	0
<b>RAVENS</b>	<b>43</b>	<b>26</b>	<b>319</b>	<b>7.4</b>	<b>35</b>	<b>0</b>
<b>Opponents</b>	<b>34</b>	<b>22</b>	<b>275</b>	<b>8.1</b>	<b>32</b>	<b>0</b>

## KICKOFF RETURNS

	NO	YDS	AVG	LG	TD
Parmele	24	562	23.4	39	0
D. Reed	21	616	29.3	103t	1
Wilson	6	117	19.5	26	0
Zbikowski	3	48	16.0	20	0
Carr	1	14	14.0	14	0
Nakamura	0	0	---	---	0
<b>RAVENS</b>	<b>55</b>	<b>1357</b>	<b>24.7</b>	<b>103t</b>	<b>1</b>
<b>Opponents</b>	<b>38</b>	<b>987</b>	<b>26.0</b>	<b>64</b>	<b>0</b>

## FIELD GOALS

	1-19	20-29	30-39	40-49	50+
Cundiff	0/0	11/11	8/9	7/8	0/1
<b>RAVENS</b>	<b>0/0</b>	<b>11/11</b>	<b>8/9</b>	<b>7/8</b>	<b>0/1</b>
<b>Opponents</b>	<b>2/2</b>	<b>8/9</b>	<b>8/8</b>	<b>7/10</b>	<b>2/3</b>

**Cundiff:** (25G) (38G) (51N, 49G) (46N, 33G) (37G) (26G, 25G) (41G, 48G, 38G) (26G, 39G, 37N, 20G, 24G) () (22G, 33G, 49G) (45G) (24G) () (33G, 32G, 27G) (27G, 40G) (25G, 47G)  
**Opponents:** (23G, 28G, 48G) (36G, 30G, 46G, 38G, 25G) (38G) (49N, 45N) (38G) (38G, 24G, 35G) (21G, 50G) (19G, 46N) (28G, 51G) (45G, 40G) (22G) (45G, 19G) (52N, 24G, 42G) (47G) (30G) (29N)

# 2010 STATISTICS

## DEFENSIVE

PLAYER	FROM COACHES VIDEO									
	TT	SOLO	AS	SACKS	LOST	INT	YDS	PD	FF	FR
Lewis, Ray	145	103	42	2	8	2	26	4	2	3
Landry, Dawan	111	83	28	1	10	0	23	3	1	1
McClain, Jameel	91	58	33	1	3	0	0	2	0	1
Johnson, Jarret	77	50	27	1.5	10	0	0	2	2	0
Carr, Chris	67	56	11	0	0	2	13	8	3	0
Ngata, Haloti	65	48	17	5.5	43	0	0	5	0	1
Webb, Lardarius	60	56	4	0	0	2	32	11	0	1
Suggs, Terrell	58	38	20	11	73	0	0	2	2	0
Gregg, Kelly	39	22	17	0	0	0	0	0	0	0
Reed, Ed	39	29	10	0	0	8	183	16	1	0
Redding, Cory	38	29	9	3	21	1	0	4	0	0
Wilson, Josh	36	35	1	0	0	3	12	15	0	0
Washington, Fabian	31	27	4	0	0	0	0	8	0	0
Ellerbe, Dannel	29	22	7	1	13	0	0	1	0	0
Nakamura, Haruki	16	12	4	0	0	0	0	1	0	0
Zbikowski, Tom	16	11	5	0	0	0	0	1	0	0
Gooden, Tavares	14	11	3	0	0	0	0	0	0	0
Cody, Terrence	13	5	8	0	0	0	0	0	0	0
McKinney, Brandon	9	5	4	0	0	0	0	0	0	0
Hamlin, Ken	3	2	1	0	0	1	0	1	0	0
Ayanbadejo, Brendon	2	2	0	0	0	0	0	0	1	0
Burgess, Prescott	2	0	2	0	0	0	0	0	0	0
Pryce, Trevor	1	0	1	0	0	0	0	0	0	0
Kruger, Paul	1	1	0	1	9	0	0	2	0	0
<b>Totals</b>	<b>963</b>	<b>705</b>	<b>258</b>	<b>27</b>	<b>190</b>	<b>19</b>	<b>289</b>	<b>86</b>	<b>12</b>	<b>7</b>

## SPECIAL TEAMS

PLAYER	FROM COACHES VIDEO					
	TT	SOLO	AS	FF	FR	BK
Burgess, Prescott	15	13	2	0	0	0
Nakamura, Haruki	13	13	0	0	0	0
Parmele, Jalen	12	10	2	1	0	0
Reed, David	11	10	1	1	0	0
Ellerbe, Dannel	6	3	3	0	0	0
McClain, Jameel	6	3	3	0	0	0
Phillips, Jason	6	4	2	1	0	0
Williams, Cary	6	6	0	0	0	0
Landry, Dawan	5	3	2	0	0	0
Smith, Marcus	5	4	1	0	0	0
Ayanbadejo, Brendon	4	2	2	0	0	0
Dickson, Ed	3	3	0	0	0	0
Gooden, Tavares	3	2	1	0	0	0
Cox, Morgan	2	1	1	0	0	0
Cundiff, Billy	2	2	0	0	0	0
Jones, Edgar	2	2	0	1	0	0
Wilson, Josh	2	2	0	0	1	0
Hamlin, Ken	1	0	1	0	1	0
Koch, Sam	1	1	0	0	0	0
Pitta, Dennis	1	1	0	0	0	0
Stallworth, Donte	1	1	0	0	0	0
Washington, Fabian	1	1	0	0	0	0
<b>Totals</b>	<b>108</b>	<b>87</b>	<b>21</b>	<b>4</b>	<b>2</b>	<b>0</b>

## USUAL STARTERS

OFFENSE		DEFENSE	
WR 85	Derrick Mason	DT 92	Haloti Ngata
LT 74	Michael Oher	NT 97	Kelly Gregg
LG 66	Ben Grubbs	DE 93	Cory Redding
C 77	Matt Birk	SAM 95	Jarret Johnson
RG 65	Chris Chester	MIKE 52	Ray Lewis
RT 73	Marshal Yanda	WILL 53	Jameel McClain
TE 86	Todd Heap	RUSH 55	Terrell Suggs
WR 81	Anquan Boldin	LCB 25	Chris Carr
QB 5	Joe Flacco	RCB 37	Josh Wilson
RB 27	Ray Rice	SS 26	Dawan Landry
FB 33	Le'Ron McClain	FS 20	Ed Reed

## COACHES

**John Harbaugh**, Head Coach; **Jerry Rosburg**, Asst. Head Coach/Special Teams Coordinator; **Cam Cameron**, Offensive Coordinator; **Greg Mattison**, Defensive Coordinator; **Roy Anderson**, Defensive Asst./Secondary; **Clarence Brooks**, Defensive Line; **Jason Brooks**, Asst. to the Offense; **John Dunn**, Asst. Strength and Conditioning; **Wade Harman**, Tight Ends; **Jim Hostler**, Wide Receivers; **Marwan Maalouf**, Asst. Special Teams; **John Matsko**, Offensive Line; **Andy Moeller**, Asst. Offensive Line; **Ted Monachino**, Outside Linebackers; **Wilbert Montgomery**, Running Backs; **Chuck Pagano**, Secondary; **Dean Pees**, Linebackers; **Bob Rogucki**, Strength and Conditioning; **Al Saunders**, Senior Offensive Asst.; **Craig Ver Steeg**, Offensive Asst.; **Matt Weiss**, Head Coach's Asst.; **Jim Zorn**, Quarterbacks

## RAVENS HONOR ROLL

### AP All-Pro:

LB Ray Lewis (1st Team), FB Le'Ron McClain (2nd Team)  
DT Haloti Ngata (2nd Team), S Ed Reed (2nd Team)  
RB Ray Rice (2nd Team)

### Pro Bowl:

K Billy Cundiff (starter), LB Ray Lewis (starter), DT Haloti Ngata (starter), S Ed Reed (starter), LB Terrell Suggs

### Pro Bowl Alternate:

G Ben Grubbs (first), P Sam Koch (first)

### Pro Football Weekly/PFWA's All-NFL Team:

K Billy Cundiff, DT Haloti Ngata, S Ed Reed

### Pro Football Weekly Golden Toe:

K Billy Cundiff

### USA Today's All-Joe Team:

DE Cory Redding

### NFL Players of the Week:

WR Anquan Boldin (Week 4) - Offense  
DT Haloti Ngata (Week 9) - Defense  
WR/RS David Reed (Week 14) - Special Teams  
RB Ray Rice (Week 15) - Offense  
S Ed Reed (Week 16) - Defense

### NFL Players of the Month:

S Ed Reed (Defense, December)  
LB Terrell Suggs (Defense, November)

### Ed Block Courage Award:

WR Donte' Stallworth

### Ravens Roost Unsung Hero:

K Billy Cundiff

### Ravens Roost Extra Effort:

LB Terrell Suggs

## SEASON TRENDS

	Reg.	Post.	Reg.	Post.
Record	12-4	1-1	7-2	1-0
vs. AFC North	4-2	0-1	5-2	0-1
vs. AFC	9-3	1-1	9-1-1	1-0
vs. NFC	3-1	0-0	3-2	0-1
Home	7-1	0-0	18-2	1-1
Away	5-3	1-1	3-1	0-0
On Grass	4-0	1-1	2-1	0-0
Artificial Turf	8-4	0-0	2-0	0-0
Outdoors	11-3	1-1	10-4	1-1
Indoors	1-1	0-0	10-2	0-1
Leading at Halftime	11-2	1-1	3-0	0-0
Trailing at Halftime	1-2	0-0	9-4	1-1
Tied at Halftime	0-0	0-0	4-1	0-0
Tied After 3 Quarters	0-0	0-1	8-3	1-1
Leading After 3 Quarters	12-2	1-0	1-0	0-0
Trailing After 3 Quarters	0-2	0-0	11-4	1-1
Decided by 7 Points or less	8-4	0-1	4-1	0-0
Decided by 3 Points or less	3-2	0-0	8-3	1-1
When Scoring First				
When Not Scoring First				
Positive or even Turnover Ratio				
Negative Turnover Ratio				
Winning Penalty Ratio				
Losing Penalty Ratio				
Overtime				
With a 100-Yard Rusher				
With a 100-Yard Receiver				
Without a 100-yard Rusher				
Without a 100-yard Receiver				
When Allowing a 100-Yard Rusher				
When Not Allowing a 100-Yard Rusher				
When Allowing a 100-Yard Receiver				
When Not Allowing a 100-Yard Receiver				
With a 300-Yard Passer				
Without a 300-Yard Passer				
When Allowing a 300-Yard Passer				
When Not Allowing a 300-Yard Passer				



# 2010 POSTSEASON STATISTICS

## RESULTS AND ATTENDANCE

### WON 1, LOST 1

01/09	W	30-7	at Kansas City	72,190
01/15	L	24-31	at Pittsburgh	64,879

### TEAM STATISTICS

	RAVENS	OPPONENT
<b>TOTAL FIRST DOWNS</b>	<b>28</b>	<b>37</b>
Rushing	6	13
Passing	27	13
Penalty	5	3
3rd Down: Made/Att	14/29	8/22
3rd Down Pct.	48.3	36.4
4th Down: Made/Att	1/2	1/3
4th Down Pct.	50.0	33.3
<b>POSSESSION AVG.</b>	<b>33:38</b>	<b>26:22</b>
<b>TOTAL NET YARDS</b>	<b>516</b>	<b>424</b>
Avg. Per Game	258.0	212.0
Total Plays	131	109
Avg. Per Play	3.9	3.9
<b>NET YARDS RUSHING</b>	<b>177</b>	<b>179</b>
Avg. Per Game	88.5	89.5
Total Rushes	58	50
<b>NET YARDS PASSING</b>	<b>339</b>	<b>245</b>
Avg. Per Game	169.5	122.5
Sacked/Yards Lost	9/51	9/51
Gross Yards	390	296
Att./Completions	64/41	50/28
Completion Pct.	64.1	56.0
Had Intercepted	1	3
<b>PUNTS/AVERAGE</b>	<b>6/46.2</b>	<b>7/49.6</b>
<b>NET PUNTING AVG.</b>	<b>6/39.2</b>	<b>7/35.7</b>
<b>PENALTIES/YARDS</b>	<b>8/94</b>	<b>14/133</b>
<b>FUMBLES/BALL LOST</b>	<b>5/4</b>	<b>4/4</b>
<b>TOUCHDOWNS</b>	<b>6</b>	<b>5</b>
Rushing	2	3
Passing	3	2
Returns	1	0

SCORE BY PERIODS	1	2	3	4	OT	PTS
RAVENS	7	14	13	10	0	54
OPPONENTS	14	0	14	10	0	38

SCORING	TD	RU	PA	RT	K/PAT	FG	S	PTS
Cundiff	0	0	0	0	6/6	4/4	0	18
Rice	2	1	1	0			0	12
Boldin	1	0	1	0			0	6
Heap	1	0	1	0			0	6
McGahee	1	1	0	0			0	6
Redding	1	0	0	1			0	6
<b>RAVENS</b>	<b>6</b>	<b>2</b>	<b>3</b>	<b>1</b>	<b>6/6</b>	<b>4/4</b>	<b>0</b>	<b>54</b>
<b>OPPONENTS</b>	<b>5</b>	<b>3</b>	<b>2</b>	<b>0</b>	<b>5/5</b>	<b>1/2</b>	<b>0</b>	<b>38</b>

**2-PT. CONVERSIONS: RAVENS 0-1, Opponents 0-0**

**SACKS:** Suggs 5, Lewis 1, Nakamura 1, Kruger 0.5, Landry 0.5, Ngata 0.5, Redding 0.5, **RAVENS 9, OPPONENTS 9**

**FUM/LOST:** Flacco 3/2, Nakamura 1/1, Rice 1/1

PASSING	ATT	COMP	YARDS	COMP%	YDS/ATT
Flacco	64	41	390	64.1	6.09
<b>RAVENS</b>	<b>64</b>	<b>41</b>	<b>390</b>	<b>64.1</b>	<b>6.09</b>
<b>OPPONENTS</b>	<b>50</b>	<b>28</b>	<b>296</b>	<b>56.0</b>	<b>5.92</b>

## RUSHING

	NO	YDS	AVG	LG	TD
Rice	29	89	3.1	14t	1
McGahee	14	48	3.4	25t	1
Flacco	9	25	2.8	13	0
Parmele	4	13	3.3	6	0
L. McClain	1	1	1.0	1	0
Stallworth	1	1	1.0	1	0
<b>RAVENS</b>	<b>58</b>	<b>177</b>	<b>3.1</b>	<b>25t</b>	<b>2</b>
<b>OPPONENTS</b>	<b>50</b>	<b>179</b>	<b>3.6</b>	<b>41t</b>	<b>3</b>

## RECEIVING

	NO	YDS	AVG	LG	TD
Heap	13	151	11.6	21	1
Rice	12	74	6.2	11	1
Boldin	6	62	10.3	27	1
Houshmandzadeh	4	66	16.5	28	0
McGahee	4	24	6.0	10	0
Mason	1	11	11.0	11	0
Dickson	1	2	2.0	2	0
<b>RAVENS</b>	<b>41</b>	<b>390</b>	<b>9.5</b>	<b>28</b>	<b>3</b>
<b>OPPONENTS</b>	<b>28</b>	<b>296</b>	<b>10.6</b>	<b>58</b>	<b>2</b>

## INTERCEPTIONS

	NO	YDS	AVG	LG	TD
Landry	1	9	9.0	9	0
Nakamura	1	3	3.0	3	0
Wilson	1	0	0.0	0	0
<b>RAVENS</b>	<b>3</b>	<b>12</b>	<b>4.0</b>	<b>9</b>	<b>0</b>
<b>OPPONENTS</b>	<b>1</b>	<b>17</b>	<b>17.0</b>	<b>17</b>	<b>0</b>

## PUNTING

	NO	YDS	AVG	NET	TB	IN	LG	BLK
Koch	6	277	46.2	39.2	1	4	61	0
<b>RAVENS</b>	<b>6</b>	<b>277</b>	<b>46.2</b>	<b>39.2</b>	<b>1</b>	<b>4</b>	<b>61</b>	<b>0</b>
<b>Opponents</b>	<b>7</b>	<b>347</b>	<b>49.6</b>	<b>35.7</b>	<b>3</b>	<b>2</b>	<b>55</b>	<b>0</b>

## PUNT RETURNS

	RET	FC	YDS	AVG	LG	TD
Webb	2	1	37	18.5	36	0
<b>RAVENS</b>	<b>2</b>	<b>1</b>	<b>37</b>	<b>18.5</b>	<b>36</b>	<b>0</b>
<b>Opponents</b>	<b>3</b>	<b>1</b>	<b>22</b>	<b>7.3</b>	<b>12</b>	<b>0</b>

## KICKOFF RETURNS

	NO	YDS	AVG	LG	TD
Parmele	3	65	21.7	29	0
L. McClain	2	22	11.0	12	0
Webb	2	59	29.5	38	0
<b>RAVENS</b>	<b>7</b>	<b>146</b>	<b>20.9</b>	<b>38</b>	<b>0</b>
<b>Opponents</b>	<b>9</b>	<b>184</b>	<b>20.4</b>	<b>36</b>	<b>0</b>

## FIELD GOALS

	1-19	20-29	30-39	40-49	50+
Cundiff	1/1	3/3	0/0	0/0	0/0
<b>RAVENS</b>	<b>1/1</b>	<b>3/3</b>	<b>0/0</b>	<b>0/0</b>	<b>0/0</b>
<b>OPPONENTS</b>	<b>0/0</b>	<b>0/0</b>	<b>1/1</b>	<b>0/1</b>	<b>0/0</b>

**Cundiff:** (19G,29G,29G)(24G)

**OPPONENTS:** (0)(43N,35G)

	TD	TD%	INT	INT%	LG	SACK/LOST	RATING
Flacco	3	4.7	1	1.6	28	9/51	90.0
<b>RAVENS</b>	<b>3</b>	<b>4.7</b>	<b>1</b>	<b>1.6</b>	<b>28</b>	<b>9/51</b>	<b>90.0</b>
<b>OPPONENTS</b>	<b>2</b>	<b>4.0</b>	<b>3</b>	<b>6.0</b>	<b>58</b>	<b>9/51</b>	<b>61.8</b>

## DEFENSIVE

FROM PRESS BOX STATS

PLAYER	TT	SOLO	AS	YDS		RET.		FF	FR	
				SACKS	LOST	INT	YDS			
Landry, Dawan	14	7	7	0.5	2	1	9	2	0	0
Lewis, Ray	13	9	4	1	10	0	0	0	1	0
Suggs, Terrell	10	9	1	5	25	0	0	0	1	0
McClain, Jameel	9	4	5	0	0	0	0	0	0	0
Carr, Chris	8	7	1	0	0	0	0	0	0	1
Ellerbe, Dannell	7	5	2	0	0	0	0	0	1	0
Reed, Ed	7	6	1	0	0	0	0	0	0	1
Webb, Lardarius	5	5	0	0	0	0	0	0	0	0
Gregg, Kelly	4	0	4	0	0	0	0	0	0	0
Johnson, Jarret	4	2	2	0	0	0	0	0	0	0
Ngata, Haloti	4	3	1	0.5	2	0	0	1	0	0
Wilson, Josh	4	4	0	0	0	1	0	3	0	0
McKinney, Brandon	3	2	1	0	0	0	0	1	0	1
Cody, Terrence	2	1	1	0	0	0	0	0	1	0
Nakamura, Haruki	2	2	0	1	3	1	3	1	0	0
Redding, Cory	2	0	2	0.5	4.5	0	0	0	0	1
Kruger, Paul	1	0	1	0.5	4.5	0	0	0	0	0
<b>Totals</b>	<b>99</b>	<b>66</b>	<b>33</b>	<b>9</b>	<b>51</b>	<b>3</b>	<b>12</b>	<b>8</b>	<b>4</b>	<b>4</b>

## SPECIAL TEAMS

FROM PRESS BOX STATS

PLAYER	TT	SOLO	AS	FF	FR	BK
Burgess, Prescott	3	2	1	0	0	0
Ellerbe, Dannell	2	1	1	0	0	0
Gooden, Tavares	2	2	0	0	0	0
McClain, Jameel	2	2	0	0	0	0
Parmele, Jalen	2	1	1	0	0	0
Cundiff, Billy	1	1	0	0	0	0
Dickson, Ed	1	0	1	0	0	0
Landry, Dawan	1	1	0	0	0	0
Nakamura, Haruki	1	0	1	0	0	0
Smith, Marcus	1	0	1	0	0	0
<b>Totals</b>	<b>20</b>	<b>11</b>	<b>9</b>	<b>0</b>	<b>0</b>	<b>0</b>



# 2011 STATISTICS

## DEFENSIVE STATISTICS

PLAYER	TT	SOLO	AS	YDS		INT	RET. YDS	PD	FF	FR
				SACKS	LOST					
Lewis, Ray	95	72	23	2	16	1	4	7	2	0
McClain, Jameel	81	47	34	1	4	1	8	5	0	2
Williams, Cary	77	61	16	0	0	0	0	18	2	0
Pollard, Bernard	75	55	20	2	14	1	0	13	3	1
Suggs, Terrell	70	50	20	14	91	2	9	6	7	0
Webb, Lardarius	68	55	13	1	5.5	5	81	20	1	0
Ngata, Haloti	65	37	28	5	21	0	0	5	2	3
Johnson, Jarret	56	40	16	2.5	20.5	0	0	3	1	1
Reed, Ed	52	44	8	1	4	3	25	8	1	0
Redding, Cory	43	29	14	4.5	25	0	0	2	0	1
Cody, Terrence	34	21	13	0	0	0	0	1	0	0
Ayanbadejo, Brendon	27	23	4	1.5	9	0	0	2	0	1
McPhee, Pernell	23	16	7	6	31	0	0	2	1	1
Carr, Chris	19	16	3	1	9	0	0	3	0	0
Jones, Arthur	18	12	6	0	0	0	0	0	0	0
Smith, Jimmy	18	18	0	0	0	2	48	8	0	0
Ellerbe, Dannell	17	13	4	0	0	0	0	0	0	0
Zbikowski, Tom	16	14	2	1	1	0	0	0	0	0
Kruger, Paul	15	12	3	5.5	39	0	0	2	0	2
McKinney, Brandon	14	8	6	0	0	0	0	0	1	0
McClellan, Albert	7	5	2	0	0	0	0	0	0	0
Brown, Chykie	3	3	0	0	0	0	0	1	0	0
Gorrer, Danny	3	3	0	0	0	0	0	4	0	0
Nakamura, Haruki	3	2	1	0	0	0	0	2	0	0
Foxworth, Domanique	2	1	1	0	0	0	0	0	0	0
Burgess, Prescott	1	0	1	0	0	0	0	0	0	0
<b>Totals</b>	<b>902</b>	<b>657</b>	<b>245</b>	<b>48</b>	<b>290</b>	<b>15</b>	<b>175</b>	<b>112</b>	<b>21</b>	<b>12</b>

## SPECIAL TEAMS STATISTICS

PLAYER	TT	SOLO	AS	FF	FR	BK
McClellan, Albert	12	10	2	0	0	0
Ayanbadejo, Brendon	9	9	0	0	1	0
Nakamura, Haruki	9	8	1	0	0	0
Zbikowski, Tom	7	7	0	0	0	0
Reed, David	4	3	1	0	0	0
Williams, LaQuan	4	3	1	0	0	0
Wilson, Kris	4	4	0	0	0	0
Jones, Edgar	3	3	0	0	0	0
Burgess, Prescott	2	2	0	0	0	0
Cook, Emanuel	2	2	0	0	0	0
Gorrer, Danny	2	2	0	0	0	0
McClellan, Jameel	2	2	0	0	0	0
Pitta, Dennis	2	1	1	0	0	0
Smith, Jimmy	2	2	0	0	0	0
Williams, Chavis	2	1	1	0	0	0
Brown, Chykie	1	1	0	0	0	0
Ellerbe, Dannell	1	1	0	0	0	0
Jones, Arthur	1	1	0	0	0	0
Koch, Sam	1	1	0	0	0	0
McCann, Bryan	1	0	1	0	0	0
<b>Totals</b>	<b>71</b>	<b>63</b>	<b>8</b>	<b>0</b>	<b>1</b>	<b>0</b>

Defensive and special teams statistics reflect press box stats.

## USUAL STARTING LINEUPS

OFFENSE		DEFENSE	
WR 81	Anquan Boldin	DT 92	Haloti Ngata
LT 78	Bryant McKinnie	NT 62	Terrence Cody
LG 66	Ben Grubbs	DE 93	Cory Redding
C 77	Matt Birk	SAM 95	Jarret Johnson
RG 73	Marshal Yanda	MIKE 52	Ray Lewis
RT 74	Michael Oher	WILL 53	Jameel McClain
TE 84	Ed Dickson	RUSH 55	Terrell Suggs
WR 82	Torrey Smith	LCB 21	Lardarius Webb
QB 5	Joe Flacco	RCB 29	Cary Williams
RB 27	Ray Rice	SS 31	Bernard Pollard
FB 44	Vonta Leach	FS 20	Ed Reed

## RAVENS COACHES

**John Harbaugh**, Head Coach; **Jerry Rosburg**, Assistant Head Coach/Special Teams Coordinator; **Cam Cameron**, Offensive Coordinator; **Chuck Pagano**, Defensive Coordinator; **Roy Anderson**, Defensive Assistant/Secondary; **Teryl Austin**, Secondary; **Clarence Brooks**, Defensive Line; **Jason Brooks**, Offensive Quality Control; **Randy Brown**, Kicking Consultant; **John Dunn**, Assistant Strength and Conditioning; **Wade Harman**, Tight Ends; **Jim Hostler**, Wide Receivers; **Marwan Maalouf**, Assistant Special Teams; **Andy Moeller**, Offensive Line; **Ted Monachino**, Outside Linebackers; **Wilbert Montgomery**, Running Backs; **Dean Pees**, Linebackers; **Bob Rogucki**, Strength and Conditioning; **Craig Ver Steeg**, Offensive Assistant/Quarterbacks; **Todd Washington**, Assistant Offensive Line; **Matt Weiss**, Head Coach's Assistant

## RAVENS HONOR ROLL

**Def. Player of the Year (AP):** OLB Terrell Suggs  
**Def. Player of the Year (PCW/PFWA):** OLB Terrell Suggs  
**Def. Player of the Year (KC NFL 101):** OLB Terrell Suggs

**AP All-Pro:** OLB Terrell Suggs (1st Team), DT Haloti Ngata (1st Team), S Ed Reed (2nd Team), RB Ray Rice (2nd Team)

**Pro Bowl:** G Ben Grubbs, FB Vonta Leach (starter), LB Ray Lewis (starter), DT Haloti Ngata (starter), S Ed Reed (starter), RB Ray Rice (starter), OLB Terrell Suggs (starter), G Marshal Yanda

**Pro Football Weekly/PFWA's All-NFL Team:**  
 DT Haloti Ngata, OLB Terrell Suggs

**AFC Players of the Week:**  
 OLB Terrell Suggs (Week 1) - Defense  
 LB Ray Lewis (Week 3) - Defense  
 OLB Jarret Johnson (Week 4) - Defense  
 WR Torrey Smith (Week 11) - Offense  
 OLB Terrell Suggs (Week 12) - Defense  
 RB Ray Rice (Week 13) - Offense  
 OLB Terrell Suggs (Week 14) - Defense  
 RB Ray Rice (Week 17) - Offense

**AFC Player of the Month:**  
 OLB Terrell Suggs (Defense, December/January)

**Walter Payton NFL Man of the Year:** C Matt Birk

**Ed Block Courage Award:** LS Morgan Cox

**Ravens Roost Unsung Hero:** G Marshal Yanda

**Ravens Roost Extra Effort:** WR Torrey Smith

## BALTIMORE RAVENS 2011 SEASON REVIEW

	Reg.	Post.
Record	12-4	1-1
vs. AFC North	6-0	0-0
vs. AFC	9-3	1-1
vs. NFC	3-1	0-0
Home	8-0	1-0
Away	4-4	0-1
On Grass	2-3	0-0
Artificial Turf	10-1	1-1
Outdoors	11-4	1-1
Indoors	1-0	0-0
Leading at Halftime	11-0	1-0
Trailing at Halftime	1-3	0-1
Tied at Halftime	0-1	0-0
Tied After 3 Quarters	1-0	0-0
Leading After 3 Quarters	10-0	1-1
Trailing After 3 Quarters	1-4	0-0
Decided by 7 Points or less	3-2	1-1
Decided by 3 Points or less	2-0	0-1

	Reg.	Post.
When Scoring First	10-0	0-0
When Not Scoring First	2-4	1-1
Positive or even Turnover Ratio	9-0	1-1
Negative Turnover Ratio	3-4	0-0
Winning Penalty Ratio	6-1	1-0
Losing Penalty Ratio	4-2	0-1
Overtime	0-0	0-0
With a 100-Yard Rusher	6-0	0-0
Without a 100-yard Rusher	6-4	1-1
With a 100-Yard Receiver	4-0	0-1
Without a 100-yard Receiver	8-4	1-0
With a 300-Yard Passer	4-0	0-1
Without a 300-Yard Passer	8-4	1-0
When Allowing a 100-Yard Rusher	1-2	1-0
When Not Allowing a 100-Yard Rusher	11-2	0-1
When Allowing a 100-Yard Receiver	3-1	1-0
When Not Allowing a 100-Yard Receiver	9-3	0-1
When Allowing a 300-Yard Passer	2-1	0-0
When Not Allowing a 300-Yard Passer	9-3	1-1



# 2011 POSTSEASON STATISTICS

## RESULTS AND ATTENDANCE

<b>WON 1, LOST 1</b>				
01/15	W	20-13	Houston (Div.)	71,547
01/22	L	20-23	at New England (AFC Champ.)	68,756

## TEAM STATISTICS

	RAVENS	OPPONENT
<b>TOTAL FIRST DOWNS</b>	<b>30</b>	<b>41</b>
Rushing	8	13
Passing	22	26
Penalty	0	2
3rd Down: Made/Att	13/33	10/26
3rd Down Pct.	39.4	38.5
4th Down: Made/Att	0/2	1/2
4th Down Pct.	0.0	50.0
<b>POSSESSION AVG.</b>	<b>32:26</b>	<b>27:34</b>
<b>TOTAL NET YARDS</b>	<b>625</b>	<b>645</b>
Avg. Per Game	312.5	322.5
Total Plays	133	131
Avg. Per Play	4.7	4.9
<b>NET YARDS RUSHING</b>	<b>203</b>	<b>227</b>
Avg. Per Game	101.5	113.5
Total Rushes	62	59
<b>NET YARDS PASSING</b>	<b>422</b>	<b>418</b>
Avg. Per Game	211.0	209.0
Sacked/Yards Lost	8/60	1/5
Gross Yards	482	423
Att./Completions	63/36	71/39
Completion Pct.	57.1	54.9
Had Intercepted	1	5
<b>PUNTS/AVERAGE</b>	<b>13/47.6</b>	<b>7/42.4</b>
<b>NET PUNTING AVG.</b>	<b>43.7</b>	<b>39.0</b>
<b>PENALTIES/YARDS</b>	<b>6/33</b>	<b>4/25</b>
<b>FUMBLES/BALL LOST</b>	<b>4/0</b>	<b>5/2</b>
<b>TOUCHDOWNS</b>	<b>4</b>	<b>3</b>
Rushing	0	3
Passing	4	0
Returns	0	0

SCORE BY PERIODS	1	2	3	4	OT	PTS
<b>RAVENS</b>	<b>17</b>	<b>10</b>	<b>10</b>	<b>3</b>	<b>0</b>	<b>40</b>
<b>Opponents</b>	<b>6</b>	<b>20</b>	<b>3</b>	<b>7</b>	<b>0</b>	<b>36</b>

SCORING	TD	RU	PA	RT	K/PAT	FG	S	PTS
Cundiff	0	0	0	0	4/4	4/5	0	16
Boldin	1	0	1	0	0	0	0	6
Pitta	1	0	1	0	0	0	0	6
T. Smith	1	0	1	0	0	0	0	6
Wilson	1	0	1	0	0	0	0	6
<b>RAVENS</b>	<b>4</b>	<b>0</b>	<b>4</b>	<b>0</b>	<b>4/4</b>	<b>4/5</b>	<b>0</b>	<b>40</b>
<b>Opponents</b>	<b>3</b>	<b>3</b>	<b>0</b>	<b>0</b>	<b>3/3</b>	<b>5/6</b>	<b>0</b>	<b>36</b>

**2-PT. CONVERSIONS:** RAVENS 0-0, Opponents 0-0

**SACKS:** Kruger 1, RAVENS 1, Opponents 8

**FUM/LOST:** Boldin 1/0, Flacco 1/0, Rice 1/0, Webb 1/0

PASSING	ATT	COMP	YARDS	COMP%	YDS/ATT	TD	TD%	INT	INT%	LG	SACK/LOST	RATING
Flacco	63	36	482	57.1	7.65	4	6.3	1	1.6	42	8/60	96.1
<b>RAVENS</b>	<b>63</b>	<b>36</b>	<b>482</b>	<b>57.1</b>	<b>7.65</b>	<b>4</b>	<b>6.3</b>	<b>1</b>	<b>1.6</b>	<b>42</b>	<b>8/60</b>	<b>96.1</b>
<b>Opponents</b>	<b>71</b>	<b>39</b>	<b>423</b>	<b>54.9</b>	<b>5.96</b>	<b>0</b>	<b>0.0</b>	<b>5</b>	<b>7.0</b>	<b>23</b>	<b>1/5</b>	<b>43.3</b>

RUSHING	NO	YDS	AVG	LG	TD
Rice	42	127	3.0	12	0
R. Williams	12	49	4.1	9	0
Flacco	6	26	4.3	14	0
Leach	2	1	0.5	1	0
<b>RAVENS</b>	<b>62</b>	<b>203</b>	<b>3.3</b>	<b>14</b>	<b>0</b>
<b>Opponents</b>	<b>59</b>	<b>227</b>	<b>3.8</b>	<b>28</b>	<b>3</b>

RECEIVING	NO	YDS	AVG	LG	TD
Boldin	10	174	17.4	37	1
Pitta	7	70	10.0	16	1
Rice	5	31	6.2	20	0
T. Smith	4	91	22.8	42	1
Evans	4	69	17.3	30	0
Dickson	3	37	12.3	16	0
Leach	2	9	4.5	6	0
Wilson	1	1	1.0	11	1
<b>RAVENS</b>	<b>36</b>	<b>482</b>	<b>13.4</b>	<b>42</b>	<b>4</b>
<b>Opponents</b>	<b>39</b>	<b>423</b>	<b>10.8</b>	<b>23</b>	<b>0</b>

INTERCEPTIONS	NO	YDS	AVG	LG	TD
Webb	3	1	0.3	1	0
J. Smith	1	39	39.0	39	0
E. Reed	1	0	0.0	0	0
<b>RAVENS</b>	<b>5</b>	<b>40</b>	<b>8.0</b>	<b>39</b>	<b>0</b>
<b>Opponents</b>	<b>1</b>	<b>19</b>	<b>19.0</b>	<b>19</b>	<b>0</b>

PUNTING	NO	YDS	AVG	NET	TB	IN	LG	BLK
Koch	13	619	47.6	43.7	2	2	64	0
<b>RAVENS</b>	<b>13</b>	<b>619</b>	<b>47.6</b>	<b>43.7</b>	<b>2</b>	<b>2</b>	<b>64</b>	<b>0</b>
<b>Opponents</b>	<b>7</b>	<b>297</b>	<b>42.4</b>	<b>39.0</b>	<b>1</b>	<b>0</b>	<b>53</b>	<b>0</b>

PUNT RETURNS	RET	FC	YDS	AVG	LG	TD
Webb	1	4	4	4.0	4	0
<b>RAVENS</b>	<b>1</b>	<b>4</b>	<b>4</b>	<b>4.0</b>	<b>4</b>	<b>0</b>
<b>Opponents</b>	<b>9</b>	<b>1</b>	<b>11</b>	<b>1.2</b>	<b>10</b>	<b>0</b>

KICKOFF RETURNS	NO	YDS	AVG	LG	TD
Webb	1	25	25.0	25	0
Zbikowski	1	20	20.0	20	0
<b>RAVENS</b>	<b>2</b>	<b>45</b>	<b>22.5</b>	<b>25</b>	<b>0</b>
<b>Opponents</b>	<b>7</b>	<b>234</b>	<b>33.4</b>	<b>60</b>	<b>0</b>

FIELD GOALS	1-19	20-29	30-39	40-49	50+
Cundiff	0/0	1/1	1/2	2/2	0/0
<b>RAVENS</b>	<b>0/0</b>	<b>1/1</b>	<b>1/2</b>	<b>2/2</b>	<b>0/0</b>
<b>Opponents</b>	<b>0/0</b>	<b>2/2</b>	<b>2/2</b>	<b>1/1</b>	<b>0/1</b>

**Cundiff:** (48G,44G)(20G,39G,32N)

**Opponents:** (40G,33G,50N)(29G,35G,24G)

## DEFENSIVE STATISTICS

PLAYER	TT	SOLO	AS	YDS		RET.		PD	FF	FR
				SACKS	LOST	INT	YDS			
Lewis, Ray	20	12	8	0	0	0	0	1	0	0
Pollard, Bernard	17	10	7	0	0	0	0	1	0	0
Suggs, Terrell	11	7	4	0	0	0	0	1	0	0
Reed, Ed	10	9	1	0	0	1	0	6	0	0
Webb, Lardarius	10	8	2	0	0	3	1	5	0	0
Williams, Cary	10	5	5	0	0	0	0	0	0	0
Cody, Terrence	8	3	5	0	0	0	0	0	0	0
Ellerbe, Dannell	6	3	3	0	0	0	0	0	0	0
Johnson, Jarret	6	3	3	0	0	0	0	0	0	0
Ngata, Haloti	6	2	4	0	0	0	0	1	1	0
Redding, Cory	5	3	2	0	0	0	0	1	0	0
Kruger, Paul	3	2	1	1	5	0	0	0	0	0
McClain, Jameel	3	2	1	0	0	0	0	0	0	0
McKinney, Brandon	3	1	2	0	0	0	0	0	0	0
Smith, Jimmy	3	1	2	0	0	1	39	1	0	0
Ayanbadejo, Brendon	2	0	2	0	0	0	0	0	0	0
Nakamura, Haruki	1	0	1	0	0	0	0	0	0	0
Jones, Art	1	0	1	0	0	0	0	0	0	0
McPhee, Pernell	0	0	0	0	0	0	0	1	0	0
<b>Totals</b>	<b>125</b>	<b>71</b>	<b>54</b>	<b>1</b>	<b>5</b>	<b>5</b>	<b>40</b>	<b>18</b>	<b>1</b>	<b>0</b>

## SPECIAL TEAMS STATISTICS

PLAYER	TT	SOLO	AS	FF	FR	BK
Nakamura, Haruki	4	2	2	0	0	0
Cook, Emanuel	2	2	0	0	1	0
Jones, Edgar	2	2	0	0	0	0
McClellan, Albert	2	2	0	0	1	0
Zbikowski, Tom	2	1	1	0	0	0
Ayanbadejo, Brendon	1	1	0	0	0	0
Gorrer, Danny	1	1	0	0	0	0
McClain, Jameel	1	0	1	0	0	0
Williams, Cary	1	1	0	1	0	0
Williams, LaQuan	1	1	0	1	0	0
Smith, Jimmy	0	0	0	0	1	0
<b>Totals</b>	<b>17</b>	<b>13</b>	<b>4</b>	<b>2</b>	<b>3</b>	<b>0</b>

*Defensive and special teams statistics reflect press box stats.*

# 2012 STATISTICS

## RESULTS AND ATTENDANCE

WON 10, LOST 6 (AFC NORTH CHAMPIONS)

### SUPER BOWL XLVII CHAMPIONS

Date	Result	Score	Opponent	Attendance
09/10	W	44-13	Cincinnati	71,064
09/16	L	23-24	at Philadelphia	69,144
09/23	W	31-30	New England	71,269
09/27	W	23-16	Cleveland	70,944
10/07	W	9-6	at Kansas City	68,803
10/14	W	31-29	Dallas	71,384
10/21	L	13-43	at Houston	71,708
11/04	W	25-15	at Cleveland	65,449
11/11	W	55-20	Oakland	71,339
11/18	W	13-10	at Pittsburgh	63,446
11/25	W	16-13 OT	at San Diego	57,882
12/02	L	20-23	Pittsburgh	71,442
12/09	L	28-31 OT	at Washington	81,178
12/16	L	17-34	Denver	71,317
12/23	W	33-14	New York Giants	71,470
12/30	L	17-23	at Cincinnati	61,565

## TEAM STATISTICS

### TOTAL FIRST DOWNS

Category	RAVENS	OPPONENT
Rushing	98	105
Passing	182	187
Penalty	34	34
3rd Down: Made/Att	80/217	83/232
3rd Down Pct.	36.9	35.8
4th Down: Made/Att	6/14	6/12
4th Down Pct.	42.9	50.0

### POSSESSION AVG.

Category	RAVENS	OPPONENT
Total Net Yards	5640	5615
Avg. Per Game	352.5	350.9
Total Plays	1042	1086
Avg. Per Play	5.4	5.2

### NET YARDS RUSHING

Category	RAVENS	OPPONENT
Avg. Per Game	118.8	122.8
Total Rushes	444	492

### NET YARDS PASSING

Category	RAVENS	OPPONENT
Avg. Per Game	233.7	228.1
Sacked/Yards Lost	38/257	37/250
Gross Yards	3996	3900
Att./Completions	560/334	557/335
Completion Pct.	59.6	60.1
Had Intercepted	11	13

### PUNTS/AVERAGE

Category	RAVENS	OPPONENT
Net Punting Yards	83/40.8	89/46.2
Penalties/Yards	121/1127	107/929

### FUMBLES/BALL LOST

Category	RAVENS	OPPONENT
Touchdowns	44	33
Rushing	17	15
Passing	22	15
Returns	5	3

### SCORE BY PERIODS

Period	RAVENS	OPPONENTS
1	88	70
2	108	103
3	98	86
4	101	82
OT	3	3
PTS	398	344

### SCORING

Player	TD	RU	PA	RT	K/PAT	FG	S	PTS
Tucker	0	0	0	0	42/42	30/33	0	132
Rice	10	9	1	0			0	60
T. Smith	8	0	8	0			0	48
Pitta	7	0	7	0			0	42
Boldin	4	0	4	0			0	26
J. Jones	4	0	1	3			0	24
Flacco	3	3	0	0			0	18
Allen	1	1	0	0			0	6
Doss	1	0	1	0			0	6
Koch	1	1	0	0			0	6
Leach	1	1	0	0			0	6
Pierce	1	1	0	0			0	6
E. Reed	1	0	0	1			0	6
Taylor	1	1	0	0			0	6
C. Williams	1	0	0	1			0	6
RAVENS	44	17	22	5	42/42	30/33	0	398
Opponents	33	15	15	3	31/31	37/39	1	344

2-PT. CONVERSIONS: Boldin, RAVENS 1-2, Opponents 1-2

SACKS: Kruger 9, Ngata 5, Ellerbe 4.5, A. Jones 4.5, Pollard 2, Suggs 2, McPhee 1.5, Upshaw 1.5, Ayanbadejo 1, O. Brown 1, Ihedigbo 1, Kemoeatu 1, Lewis 1, McClellan 1, C. Williams 1, RAVENS 37, Opponents 38

FUM/LOST: Flacco 9/4, J. Jones 2/0, Gradkowski 1/0, Rice 1/0, D. Thompson 1/1

## PASSING

Player	ATT	COMP	YARDS	COMP%	YDS/ATT	TD	TD%	INT	INT%	LG	SACK/LOST	RATING
Flacco	531	317	3817	59.7%	7.19	22	4.1%	10	1.9%	61t	35/227	87.7
Taylor	29	17	179	58.6%	6.17	0	0.0%	1	3.4%	25	3/30	62.3
RAVENS	560	334	3996	59.6%	7.14	22	3.9%	11	2.0%	61t	38/257	86.4
Opponents	557	335	3900	60.1%	7.00	15	2.7%	13	2.3%	59	37/250	80.6

## RUSHING

Player	NO	YDS	AVG	LG	TD
Rice	257	1143	4.4	46	9
Pierce	108	532	4.9	78	1
Taylor	14	73	5.2	28	1
Allen	16	61	3.8	20	1
Leach	9	32	3.6	6	1
Flacco	32	22	0.7	16	3
Koch	2	17	8.5	10	1
T. Smith	3	9	3.0	13	0
J. Jones	1	6	6.0	6	0
Boldin	1	3	3.0	3	0
Considine	1	3	3.0	3	0
RAVENS	444	1901	4.3	78	17
Opponents	492	1965	4.0	31t	15

## RECEIVING

Player	NO	YDS	AVG	LG	TD
Boldin	65	921	14.2	43	4
Pitta	61	669	11.0	61t	7
Rice	61	478	7.8	43	1
T. Smith	49	855	17.4	54	8
J. Jones	30	406	13.5	47	1
Dickson	21	225	10.7	40	0
Leach	21	143	6.8	18	0
Doss	7	123	17.6	39	1
Pierce	7	47	6.7	11	0
D. Reed	5	66	13.2	23	0
D. Thompson	5	51	10.2	25	0
Allen	2	12	6.0	7	0
RAVENS	334	3996	12.0	61t	22
Opponents	335	3900	11.6	59	15

## INTERCEPTIONS

Player	NO	YDS	AVG	LG	TD
C. Williams	4	90	22.5	63t	1
E. Reed	4	78	19.5	34t	1
Graham	2	20	10.0	20	0
Webb	1	8	8.0	8	0
Kruger	1	0	0.0	0	0
Pollard	1	0	0.0	0	0
RAVENS	13	196	15.1	63t	2
Opponents	11	231	21.0	98t	3

## PUNTING

Player	NO	YDS	AVG	NET	TB	IN	LG	BLK
Koch	83	3911	47.1	40.8	7	28	60	0
RAVENS	83	3911	47.1	40.8	7	28	60	0
Opponents	89	4113	46.2	41.2	2	32	63	0

## PUNT RETURNS

Player	RET	FC	YDS	AVG	LG	TD
J. Jones	37	16	341	9.2	63t	1
Doss	4	4	53	13.3	40	0
E. Reed	1	1	1	1.0	1	0
Webb	1	5	9	9.0	9	0
RAVENS	43	26	404	9.4	63t	1
Opponents	49	13	383	7.8	64	0

## KICKOFF RETURNS

Player	NO	YDS	AVG	LG	TD
J. Jones	38	1167	30.7	108t	2
D. Thompson	15	389	25.9	49	0
Allen	3	56	18.7	20	0
Gradkowski	1	12	12.0	12	0
Graham	1	7	7.0	7	0
Pitta	1	0	0.0	0	0
L. Williams	1	5	5.0	5	0
RAVENS	60	1636	27.3	108t	2
Opponents	37	859	23.2	42	0

## FIELD GOALS

Player	1-19	20-29	30-39	40-49	50+
Tucker	0/0	8/8	8/8	10/13	4/4
RAVENS	0/0	8/8	8/8	10/13	4/4
Opponents	1/1	7/7	14/14	12/13	3/4

Tucker: (46G,40G,39G)(56G,51G,48G)(27G)(45G,47N)(28G,26G,39G)(38G)(51G,54G)(43G)(48G,34G)(26G,41N,39G)(43G,38G,38G)(45G,23G)(45G)(23G,21G,30G,29G)(45N,49G)

Opponents: (34G,19G)(23G)(37G,49G,20G)(51G,50G,52G)(30G,31G)(42G,43G,34G,51N)(33G,29G)(32G,28G,29G,33G,41G)(32G,47G)(22G)(47G,30G)(46G,41G,42G)(48G,49G,34G)(27G,36G,45N)(47G,32G,38G)

# 2012 STATISTICS

## DEFENSIVE STATISTICS

PLAYER	TT	SOLO	AS	YDS		INT	RET.		PD	FF	FR
				SACKS	LOST		YDS	TD			
Pollard, Bernard	98	71	27	2	14	1	0	6	0	0	
Ellerbe, Dannell	89	66	23	4.5	29.5	0	0	2	0	0	
McClain, Jameel	79	57	22	0	0	0	0	3	0	0	
Williams, Cary	75	67	8	1	9	4	90	17	0	0	
Reed, Ed	58	49	9	0	0	4	78	15	0	3	
Lewis, Ray	57	44	13	1	0	0	0	1	1	1	
Upshaw, Courtney	55	34	21	1.5	10	0	0	2	0	2	
Graham, Corey	54	36	18	0	0	2	20	8	0	0	
Ngata, Haloti	51	33	18	5	50	0	0	1	0	0	
Jones, Arthur	47	27	20	4.5	29.5	0	0	0	1	0	
Kruger, Paul	42	30	12	9	46	1	0	6	1	1	
McClellan, Albert	42	29	13	1	11	0	0	2	0	2	
Bynes, Josh	31	18	13	0	0	0	0	2	0	0	
Smith, Jimmy	31	27	4	0	0	0	0	3	0	0	
Ayanbadejo, Brendon	30	16	14	1	7	0	0	1	0	0	
Kemoeatu, Ma'ake	29	15	14	1	1	0	0	2	1	0	
Cody, Terrence	25	12	13	0	0	0	0	1	0	0	
Webb, Lardarius	25	24	1	0	0	1	8	6	1	1	
Suggs, Terrell	22	17	5	2	15	0	0	4	0	0	
McPhee, Pernell	21	18	3	1.5	12	0	0	0	0	0	
Ihedigbo, James	19	12	7	1	7	0	0	1	0	0	
Brown, Chykie	14	12	2	0	0	0	0	6	0	0	
Tyson, DeAngelo	11	3	8	0	0	0	0	2	0	0	
Johnson, Chris	7	7	0	0	0	0	0	0	1	0	
Brown, Omar	3	2	1	1	9	0	0	0	0	0	
Hall, Bryan	3	1	2	0	0	0	0	0	0	0	
Considine, Sean	2	1	1	0	0	0	0	0	0	0	
Kindle, Sergio	1	1	0	0	0	0	0	0	0	0	
<b>Totals</b>	<b>1021</b>	<b>729</b>	<b>292</b>	<b>37</b>	<b>250</b>	<b>13</b>	<b>196</b>	<b>91</b>	<b>6</b>	<b>10</b>	

## SPECIAL TEAMS STATISTICS

PLAYER	TT	SOLO	AS	FF	FR	BK
Ayanbadejo, Brendon	14	12	2	0	1	0
Allen, Anthony	12	11	1	0	0	0
Brown, Chykie	11	9	2	0	0	0
Considine, Sean	7	6	1	0	0	0
McClellan, Albert	7	7	0	1	0	0
Graham, Corey	6	6	0	0	0	0
Ihedigbo, James	6	6	0	0	0	0
Upshaw, Courtney	5	4	1	1	0	0
Williams, LaQuan	5	4	1	0	0	0
Reed, David	4	3	1	0	0	0
Bynes, Josh	3	1	2	0	0	0
Ellerbe, Dannell	3	3	0	1	0	0
Koch, Sam	3	2	1	0	0	0
Smith, Jimmy	3	3	0	0	0	0
Cox, Morgan	2	1	1	0	0	0
Dickson, Ed	1	1	0	0	0	0
Hamilton, Adrian	1	1	0	0	0	0
Jackson, Asa	1	1	0	0	0	0
Levine, Anthony	1	1	0	0	0	0
Tucker, Justin	1	1	0	0	0	0
Brown, Omar	0	0	0	0	1	0
McClain, Jameel	0	0	0	0	1	0
<b>Totals</b>	<b>96</b>	<b>83</b>	<b>13</b>	<b>3</b>	<b>3</b>	<b>0</b>

Defensive and special teams statistics reflect press box stats.

## RAVENS COACHES

**John Harbaugh**, Head Coach; **Jerry Rosburg**, Assistant Head Coach/Special Teams Coordinator; **Jim Caldwell**, Offensive Coordinator; **Dean Pees**, Defensive Coordinator; **Teryl Austin**, Secondary; **Juney Barnett**, Assistant Strength and Conditioning; **Clarence Brooks**, Defensive Line; **Jason Brooks**, Offensive Quality Control; **Randy Brown**, Kicking Consultant; **Juan Castillo**, Special Consultant; **Wade Harman**, Tight Ends; **Chris Hewitt**, Assistant Special Teams; **Jim Hostler**, Wide Receivers; **Don Martindale**, Inside Linebackers; **Andy Moeller**, Offensive Line; **Ted Monachino**, Linebackers; **Wilbert Montgomery**, Running Backs; **Bob Rogucki**, Strength and Conditioning; **Craig Ver Steeg**, Senior Offensive Assistant; **Todd Washington**, Assistant Offensive Line; **Matt Weiss**, Defensive Quality Control

## RAVENS HONOR ROLL

**AP All-Pro:** WR/RS Jacoby Jones (1st Team), FB Vonta Leach (1st Team), DT Haloti Ngata (2nd Team), G Marshal Yanda (2nd Team)

**Pro Bowl:** WR/RS Jacoby Jones (starter), FB Vonta Leach (starter), DT Haloti Ngata, S Ed Reed (starter), RB Ray Rice, G Marshal Yanda (starter)

**Super Bowl XLVII MVP:** QB Joe Flacco

**Pro Football Weekly/PFWA's All-NFL Team:** WR/RS Jacoby Jones, G Marshal Yanda

### AFC Players of the Week:

QB Joe Flacco (Week 1) - Offense  
WR/RS Jacoby Jones (Week 6) - Special Teams  
RB Ray Rice (Week 16) - Offense

### AFC Player of the Month:

WR/RS Jacoby Jones (Special Teams, November)

### NFL Play of the Year:

RB Ray Rice's 4th-and-29 conversion at SD

### USA Today All-Joe Team:

QB Joe Flacco, S Bernard Pollard, K Justin Tucker

**Ed Block Courage Award:** OLB Terrell Suggs

**Ravens Roost Unsung Hero:** K Justin Tucker

**Ravens Roost Extra Effort:** CB Corey Graham

## 2012 USUAL STARTING LINEUPS

WR	LT	LG	C	RG	RT	TE	WR	QB	RB	FB
<b>Offense:</b> A. Boldin	M. Oher	J. Reid	M. Birk	M. Yanda	K. Osemele	E. Dickson	T. Smith	J. Flacco	R. Rice	V. Leach
DT	DE	NT	SAM	MIKE	WILL	RUSH	RCB	LCB	SS	FS
<b>Defense:</b> H. Ngata	A. Jones	M. Kemoeatu	A. McClellan	Lewis/McClain	D. Ellerbe	T. Suggs	C. Williams	C. Graham	B. Pollard	E. Reed

## BALTIMORE RAVENS 2012 SEASON REVIEW

	Reg.	Post.		Reg.	Post.
Record	10-6	4-0	When Scoring First	7-2	2-0
vs. AFC North	4-2	0-0	When Not Scoring First	3-4	2-0
vs. AFC	8-4	3-0	Positive or even Turnover Ratio	9-2	4-0
vs. NFC	2-2	1-0	Negative Turnover Ratio	1-4	0-0
Home	6-2	1-0	Winning Penalty Ratio	4-2	2-0
Away	4-4	2-0	Losing Penalty Ratio	6-2	2-0
On Grass	4-3	1-0	Overtime	1-1	1-0
Artificial Turf	6-3	3-0	With a 100-Yard Rusher	3-1	2-0
Outdoors	10-5	3-0	Without a 100-yard Rusher	7-5	2-0
Indoors	0-1	1-0	With a 100-Yard Receiver	3-1	2-0
Leading at Halftime	7-3	2-0	Without a 100-yard Receiver	7-5	2-0
Tied at Halftime	1-1	1-0	With a 300-Yard Passer	5-0	1-0
Trailing at Halftime	2-2	1-0	Without a 300-Yard Passer	5-6	3-0
Leading After 3 Quarters	8-2	3-0	When Allowing a 100-Yard Rusher	2-2	1-0
Tied After 3 Quarters	0-1	1-0	When Not Allowing a 100-Yard Rusher	8-4	3-0
Trailing After 3 Quarters	2-3	0-0	When Allowing a 100-Yard Receiver	1-2	2-0
Decided by 7 Points or less	6-4	2-0	When Not Allowing a 100-Yard Receiver	9-4	2-0
Decided by 3 Points or less	5-3	2-0	When Allowing a 300-Yard Passer	3-1	2-0
			When Not Allowing a 300-Yard Passer	7-5	2-0



# 2012 POSTSEASON STATISTICS

## RESULTS AND ATTENDANCE

### WON 4, LOST 0 (SUPER BOWL XLVII CHAMPIONS)

01/06	W	24-9	Indianapolis	71,379
01/12	W	38-35 2OT	at Denver	76,732
01/20	W	28-13	at New England	68,756
02/03	W	34-31	vs. San Francisco	71,024

## TEAM STATISTICS

	RAVENS	OPPONENT
<b>TOTAL FIRST DOWNS</b>	<b>85</b>	<b>106</b>
Rushing	25	30
Passing	53	63
Penalty	7	13
3rd Down: Made/Att	25/55	25/60
3rd Down Pct.	45.5	41.7
4th Down: Made/Att	0/3	2/6
4th Down Pct.	0.0	33.3
<b>POSSESSION AVG.</b>	<b>28:39</b>	<b>31:21</b>
<b>TOTAL NET YARDS</b>	<b>1641</b>	<b>1713</b>
Avg. Per Game	410.3	428.3
Total Plays	271	316
Avg. Per Play	6.1	5.4
<b>NET YARDS RUSHING</b>	<b>539</b>	<b>567</b>
Avg. Per Game	134.8	141.8
Total Rushes	139	128
<b>NET YARDS PASSING</b>	<b>1102</b>	<b>1146</b>
Avg. Per Game	275.5	286.5
Sacked/Yards Lost	6/38	9/54
Gross Yards	1140	1200
Att./Completions	126/73	179/101
Completion Pct.	57.9	56.4
Had Intercepted	0	6
<b>PUNTS/AVERAGE</b>	<b>22/46.0</b>	<b>17/45.6</b>
<b>NET PUNTING AVG.</b>	<b>22/34.3</b>	<b>17/37.5</b>
<b>PENALTIES/YARDS</b>	<b>24/206</b>	<b>24/197</b>
<b>FUMBLES/BALL LOST</b>	<b>6/4</b>	<b>5/4</b>
<b>TOUCHDOWNS</b>	<b>16</b>	<b>9</b>
Rushing	3	2
Passing	11	5
Returns	2	2

## SCORE BY PERIODS

	1	2	3	4	OT	ZOT	PTS
<b>RAVENS</b>	<b>21</b>	<b>38</b>	<b>28</b>	<b>34</b>	<b>0</b>	<b>3</b>	<b>124</b>
<b>Opponents</b>	<b>20</b>	<b>26</b>	<b>27</b>	<b>15</b>	<b>0</b>	<b>0</b>	<b>88</b>

## SCORING

	TD	RU	PA	RT	K/PAT	FG	S	PTS
Tucker	0	0	0	0	16/16	4/4	0	28
Boldin	4	0	4	0	0	0	0	24
J. Jones	3	0	2	1	0	0	0	18
Pitta	3	0	3	0	0	0	0	18
Rice	2	2	0	0	0	0	0	12
T. Smith	2	0	2	0	0	0	0	12
Graham	1	0	0	1	0	0	0	6
Leach	1	1	0	0	0	0	0	6
<b>RAVENS</b>	<b>16</b>	<b>3</b>	<b>11</b>	<b>2</b>	<b>16/16</b>	<b>4/4</b>	<b>0</b>	<b>124</b>
<b>Opponents</b>	<b>9</b>	<b>2</b>	<b>5</b>	<b>2</b>	<b>8/8</b>	<b>8/10</b>	<b>1</b>	<b>88</b>

2-PT. CONVERSIONS: RAVENS 0-0, Opponents 0-1

SACKS: Kruger 4.5, Suggs 2, A. Jones 1, McPhee 1, Graham 0.5, RAVENS 9, Opponents 6

## PASSING

	ATT	COMP	YARDS	COMP%	YDS/ATT
Flacco	126	73	1140	57.9	9.05%
<b>RAVENS</b>	<b>126</b>	<b>73</b>	<b>1140</b>	<b>57.9</b>	<b>9.05%</b>
<b>Opponents</b>	<b>179</b>	<b>101</b>	<b>1200</b>	<b>56.4</b>	<b>6.70%</b>

## RUSHING

	NO	YDS	AVG	LG	TD
Rice	84	306	3.6	32	2
Pierce	39	202	5.2	43	0
Flacco	8	16	2.0	14	0
Leach	5	15	3.0	5	1
Tucker	1	8	8.0	8	0
T. Smith	1	0	0.0	0	0
Koch	1	-8	-8.0	-8	0
<b>RAVENS</b>	<b>139</b>	<b>539</b>	<b>3.9</b>	<b>43</b>	<b>3</b>
<b>Opponents</b>	<b>128</b>	<b>567</b>	<b>4.4</b>	<b>33</b>	<b>2</b>

## RECEIVING

	NO	YDS	AVG	LG	TD
Boldin	22	380	17.3	50	4
Pitta	14	163	11.6	24	3
T. Smith	11	233	21.2	59t	2
Rice	8	88	11.0	47	0
Dickson	6	90	15.0	24	0
Leach	6	31	5.2	17	0
J. Jones	5	147	29.4	70t	2
Pierce	1	8	8.0	8	0
<b>RAVENS</b>	<b>73</b>	<b>1140</b>	<b>15.6</b>	<b>70t</b>	<b>11</b>
<b>Opponents</b>	<b>101</b>	<b>1200</b>	<b>11.9</b>	<b>36</b>	<b>5</b>

## INTERCEPTIONS

	NO	YDS	AVG	LG	TD
C. Williams	2	41	20.5	41	0
Graham	2	39	19.5	39t	1
E. Reed	1	6	6.0	6	0
Ellerbe	1	2	2.0	2	0
<b>RAVENS</b>	<b>6</b>	<b>88</b>	<b>14.7</b>	<b>41</b>	<b>1</b>
<b>Opponents</b>	<b>0</b>	<b>0</b>	<b>---</b>	<b>---</b>	<b>0</b>

## PUNTING

	NO	YDS	AVG	NET	TB	IN	LG	BLK
Koch	22	1013	46.0	34.3	4	8	60	0
<b>RAVENS</b>	<b>22</b>	<b>1013</b>	<b>46.0</b>	<b>34.3</b>	<b>4</b>	<b>8</b>	<b>60</b>	<b>0</b>
<b>Opponents</b>	<b>17</b>	<b>776</b>	<b>45.6</b>	<b>37.5</b>	<b>1</b>	<b>7</b>	<b>59</b>	<b>0</b>

## PUNT RETURNS

	RET	FC	YDS	AVG	LG	TD
J. Jones	8	2	110	13.8	34	0
Doss	1	0	8	8.0	8	0
E. Reed	1	3	0	0.0	0	0
<b>RAVENS</b>	<b>10</b>	<b>5</b>	<b>118</b>	<b>11.8</b>	<b>34</b>	<b>0</b>
<b>Opponents</b>	<b>8</b>	<b>3</b>	<b>178</b>	<b>22.3</b>	<b>90t</b>	<b>1</b>

## KICKOFF RETURNS

	NO	YDS	AVG	LG	TD
J. Jones	14	362	25.9	108t	1
<b>RAVENS</b>	<b>14</b>	<b>362</b>	<b>25.9</b>	<b>108t</b>	<b>1</b>
<b>Opponents</b>	<b>12</b>	<b>366</b>	<b>30.5</b>	<b>104t</b>	<b>1</b>

## FIELD GOALS

	1-19	20-29	30-39	40-49	50+
Tucker	1/1	1/1	1/1	1/1	0/0
<b>RAVENS</b>	<b>1/1</b>	<b>1/1</b>	<b>1/1</b>	<b>1/1</b>	<b>0/0</b>
<b>Opponents</b>	<b>0/0</b>	<b>3/3</b>	<b>3/3</b>	<b>1/2</b>	<b>1/2</b>

Tucker: (23G)(47G)(19G,38G)

Opponents: (47G,52G,26G,40N)(52N)(31G,25G)(36G,27G,34G)

FUM/LOST: Rice 3/3, Flacco 1/1, J. Jones 1/0, Leach 1/0

## TD

	TD	TD%	INT	INT%	LG	SACK/LOST	RATING
11	8.7%	0	0.0%	70t	6/38	117.2	
<b>RAVENS</b>	<b>11</b>	<b>8.7%</b>	<b>0</b>	<b>0.0%</b>	<b>70t</b>	<b>6/38</b>	<b>117.2</b>
<b>Opponents</b>	<b>5</b>	<b>2.8%</b>	<b>6</b>	<b>3.4%</b>	<b>36</b>	<b>9/54</b>	<b>72.4</b>

## DEFENSIVE STATISTICS

PLAYER	TT	SOLO	AS	SACKS	YDS LOST	INT	RET. YDS	PD	FF	FR
Lewis, Ray	51	29	22	0	0	0	0	1	0	0
Ellerbe, Dannel	32	25	7	0	0	1	2	2	0	0
Graham, Corey	32	20	12	0.5	3	2	39	7	0	0
Williams, Cary	25	19	6	0	0	2	41	6	0	0
Suggs, Terrell	21	13	8	2	8	0	0	1	1	0
Pollard, Bernard	17	11	6	0	0	0	0	4	1	0
Reed, Ed	15	14	1	0	0	1	6	3	0	0
Kruger, Paul	14	9	5	4.5	28	0	0	1	1	1
Ngata, Haloti	13	10	3	0	0	0	0	1	0	0
Kemoeatu, Ma'ake	10	5	5	0	0	0	0	0	0	0
Brown, Chykie	9	7	2	0	0	0	0	2	0	0
Jones, Arthur	9	5	4	1	6	0	0	0	0	2
Upshaw, Courtney	9	7	2	0	0	0	0	0	1	0
Tyson, DeAngelo	5	2	3	0	0	0	0	0	0	0
McPhee, Pernell	4	2	2	1	9	0	0	2	1	1
Cody, Terrence	3	2	1	0	0	0	0	0	0	0
Smith, Jimmy	3	3	0	0	0	0	0	2	0	0
Ayanbadejo, Brendon	2	2	0	0	0	0	0	0	0	0
Ihedigbo, James	1	1	0	0	0	0	0	0	0	0
McClellan, Albert	1	1	0	0	0	0	0	0	0	0
<b>Totals</b>	<b>276</b>	<b>187</b>	<b>89</b>	<b>9</b>	<b>54</b>	<b>6</b>	<b>88</b>	<b>32</b>	<b>5</b>	<b>4</b>

## SPECIAL TEAMS STATISTICS

PLAYER	TT	SOLO	AS	FF	FR	BK
Considine, Sean	4	3	1	0	0	0
Allen, Anthony	3	3	0	0	0	0
Brown, Chykie	2	1	1	0	0	0
Bynes, Josh	2	2	0	0	0	0
McClellan, Albert	2	2	0	0	0	0
Ihedigbo, James	1	1	0	0	0	0
Koch, Sam	1	1	0	0	0	0
Reed, David	1	1	0	0	0	0
Smith, Jimmy	1	1	0	0	0	0
<b>Totals</b>	<b>17</b>	<b>15</b>	<b>2</b>	<b>0</b>	<b>0</b>	<b>0</b>

Defensive and special teams statistics reflect press box stats.

# 2013 STATISTICS

## RESULTS AND ATTENDANCE

### WON 8, LOST 8

09/05	L	27-49	at Denver	76,977
09/15	W	14-6	Cleveland	71,098
09/22	W	30-9	Houston	71,168
09/29	L	20-23	at Buffalo	68,296
10/06	W	26-23	at Miami	68,342
10/13	L	17-19	Green Bay	71,319
10/20	L	16-19	at Pittsburgh	62,295
11/03	L	18-24	at Cleveland	71,513
11/10	W	20-17 OT	Cincinnati	70,992
11/17	L	20-23 OT	at Chicago	62,367
11/24	W	19-3	New York Jets	71,148
11/28	W	22-20	Pittsburgh	71,005
12/08	W	29-26	Minnesota	70,921
12/16	W	18-16	at Detroit	64,742
12/22	L	7-41	New England	71,433
12/29	L	17-34	at Cincinnati	62,406

## TEAM STATISTICS

### TOTAL FIRST DOWNS

	RAVENS	OPPONENT
Rushing	68	79
Passing	189	176
Penalty	38	29
3rd Down: Made/Att	92/253	78/233
3rd Down Pct.	36.4	33.5
4th Down: Made/Att	6/16	8/14
4th Down Pct.	37.5	57.1

### POSSESSION AVG.

RAVENS	29:51	30:09
--------	-------	-------

### TOTAL NET YARDS

RAVENS	4918	5368
--------	------	------

Avg. Per Game	307.4	335.5
---------------	-------	-------

Total Plays	1090	1032
-------------	------	------

Avg. Per Play	4.5	5.2
---------------	-----	-----

### NET YARDS RUSHING

RAVENS	1328	1687
--------	------	------

Avg. Per Game	83.0	105.4
---------------	------	-------

Total Rushes	423	440
--------------	-----	-----

### NET YARDS PASSING

RAVENS	3590	3681
--------	------	------

Avg. Per Game	224.4	230.1
---------------	-------	-------

Sacked/Yards Lost	48/324	40/257
-------------------	--------	--------

Gross Yards	3914	3938
-------------	------	------

Att./Completions	619/363	552/314
------------------	---------	---------

Completion Pct.	58.6	56.9
-----------------	------	------

Had Intercepted	23	16
-----------------	----	----

### PUNTS/AVERAGE

RAVENS	91/45.5	98/45.8
--------	---------	---------

### NET PUNTING AVG.

RAVENS	91/38.9	98/37.5
--------	---------	---------

### PENALTIES/YARDS

RAVENS	112/942	126/1196
--------	---------	----------

### FUMBLES/BALL LOST

RAVENS	15/6	21/8
--------	------	------

### TOUCHDOWNS

RAVENS	29	37
--------	----	----

Rushing	7	7
---------	---	---

Passing	19	25
---------	----	----

Returns	3	5
---------	---	---

### SCORE BY PERIODS

	1	2	3	4	OT	PTS
--	---	---	---	---	----	-----

RAVENS	59	79	64	115	3	320
--------	----	----	----	-----	---	-----

OPPONENTS	63	89	63	134	3	352
-----------	----	----	----	-----	---	-----

### SCORING

	TD	RU	PA	RT	K/PAT	FG	S	PTS
--	----	----	----	----	-------	----	---	-----

Tucker	0	0	0	0	26/26	38/41	0	140
--------	---	---	---	---	-------	-------	---	-----

M. Brown	7	0	7	0			0	44
----------	---	---	---	---	--	--	---	----

Rice	4	4	0	0			0	26
------	---	---	---	---	--	--	---	----

T. Smith	4	0	4	0			0	26
----------	---	---	---	---	--	--	---	----

Clark	3	0	3	0			0	18
-------	---	---	---	---	--	--	---	----

J. Jones	3	0	2	1			0	18
----------	---	---	---	---	--	--	---	----

Pierce	2	2	0	0			0	12
--------	---	---	---	---	--	--	---	----

Dickson	1	0	1	0			0	6
---------	---	---	---	---	--	--	---	---

Doss	1	0	0	1			0	6
------	---	---	---	---	--	--	---	---

Flacco	1	1	0	0			0	6
--------	---	---	---	---	--	--	---	---

Leach	1	0	1	0			0	6
-------	---	---	---	---	--	--	---	---

Pitta	1	0	1	0			0	6
-------	---	---	---	---	--	--	---	---

D. Smith	1	0	0	1			0	6
----------	---	---	---	---	--	--	---	---

RAVENS	29	7	19	3	26/26	38/41	0	320
--------	----	---	----	---	-------	-------	---	-----

Opponents	37	7	25	5	34/34	32/35	0	352
-----------	----	---	----	---	-------	-------	---	-----

**2-PT. CONVERSIONS:** M. Brown, Rice, T. Smith, **RAVENS 3-3, Opponents 0-3**

**SACKS:** Suggs 10, Dumervil 9.5, D. Smith 5, A. Jones 4, Canty 2, McPhee 2, Tyson 2, Ngata 1.5, Upshaw 1.5, Graham 1, B. Williams 1, A. Brown 0.5, **RAVENS 40, Opponents 48**

**FUM/LOST:** Flacco 8/2, Gradkowski 2/1, Rice 2/2, Doss 1/1, Leach 1/0, T. Smith 1/0

## PASSING

	ATT	COMP	YARDS	COMP%	YDS/ATT	TD	TD%	INT	INT%	LG	SACK/LOST	RATING
--	-----	------	-------	-------	---------	----	-----	-----	------	----	-----------	--------

Flacco	614	362	3912	59.0	6.37	19	3.1	22	3.6	74	48/324	73.1
--------	-----	-----	------	------	------	----	-----	----	-----	----	--------	------

Taylor	5	1	2	20.0	0.40	0	0.0	1	20.0	2	0/0	0.0
--------	---	---	---	------	------	---	-----	---	------	---	-----	-----

RAVENS	619	363	3914	58.6	6.32	19	3.1	23	3.7	74	48/324	72.0
--------	-----	-----	------	------	------	----	-----	----	-----	----	--------	------

Opponents	552	314	3938	56.9	7.13	25	4.5	16	2.9	79t	40/257	82.2
-----------	-----	-----	------	------	------	----	-----	----	-----	-----	--------	------

## RUSHING

	NO	YDS	AVG	LG	TD
--	----	-----	-----	----	----

Rice	214	660	3.1	47	4
------	-----	-----	-----	----	---

Pierce	152	436	2.9	28	2
--------	-----	-----	-----	----	---

Flacco	27	131	4.9	22	1
--------	----	-----	-----	----	---

Taylor	8	64	8.0	25	0
--------	---	----	-----	----	---

Leach	11	23	2.1	6	0
-------	----	----	-----	---	---

Scott LG	4	14	3.5	9	0
----------	---	----	-----	---	---

Scott TM	4	14	3.5	9	0
----------	---	----	-----	---	---

Draughn	4	2	0.5	3	0
---------	---	---	-----	---	---

J. Jones	2	0	0.0	4	0
----------	---	---	-----	---	---

M. Brown	1	-2	-2.0	-2	0
----------	---	----	------	----	---

TEAM	423	1328	3.1	47	7
------	-----	------	-----	----	---

OPPONENTS	440	1687	3.8	43	7
-----------	-----	------	-----	----	---

## RECEIVING

	NO	YDS	AVG	LG	TD
--	----	-----	-----	----	----

T. Smith	65	1128	17.4	74	4
----------	----	------	------	----	---

Rice	58	321	5.5	22	0
------	----	-----	-----	----	---

M. Brown	49	524	10.7	59	7
----------	----	-----	------	----	---

J. Jones	37	455	12.3	66t	2
----------	----	-----	------	-----	---

Clark	31	343	11.1	45	3
-------	----	-----	------	----	---

Dickson	25	273	10.9	43	1
---------	----	-----	------	----	---

Pitta	20	169	8.5	18	1
-------	----	-----	-----	----	---

Pierce	20	104	5.2	15	0
--------	----	-----	-----	----	---

Doss	19	305	16.1	63	0
------	----	-----	------	----	---

Stokley	13	115	8.8	18	0
---------	----	-----	-----	----	---

Leach	11	47	4.3	12	1
-------	----	----	-----	----	---

D. Thompson	10	96	9.6	33	0
-------------	----	----	-----	----	---

Bajema	2	18	9.0	18	0
--------	---	----	-----	----	---

Scott LG	2	10	5.0	8	0
----------	---	----	-----	---	---

Scott TM	2	10	5.0	8	0
----------	---	----	-----	---	---

Taylor	1	6	6.0	6	0
--------	---	---	-----	---	---

RAVENS	363	3914	10.8	74	19
--------	-----	------	------	----	----

Opponents	314	3938	12.5	79t	25
-----------	-----	------	------	-----	----

## INTERCEPTIONS

	NO	YDS	AVG	LG	TD
--	----	-----	-----	----	----

Graham	4	28	7.0	28	0
--------	---	----	-----	----	---

Ihedigbo	3	54	18.0	37	0
----------	---	----	------	----	---

D. Smith	3	41	13.7	37t	1
----------	---	----	------	-----	---

Webb	2	19	9.5	19	0
------	---	----	-----	----	---

J. Smith	2	0	0.0	0	0
----------	---	---	-----	---	---

Elam	1	18	18.0	18	0
------	---	----	------	----	---

Tyson	1	0	0.0	0	0
-------	---	---	-----	---	---

RAVENS	16	160	10.0	37t	1
--------	----	-----	------	-----	---

Opponents	23	219	9.5	74t	4
-----------	----	-----	-----	-----	---

## PUNTING

	NO	YDS	AVG	NET	TB	IN	LG	BLK
--	----	-----	-----	-----	----	----	----	-----

Koch	90	4138	46.0	38.9	9	27	69	1
------	----	------	------	------	---	----	----	---

RAVENS	91	4138	45.5	38.9	9	27	69	1
--------	----	------	------	------	---	----	----	---

Opponents	98	4484	45.8	37.5	10	34	67	0
-----------	----	------	------	------	----	----	----	---

## PUNT RETURNS

	RET	FC	YDS	AVG	LG	TD
--	-----	----	-----	-----	----	----

Doss	23	7	359	15.6	82t	1
------	----	---	-----	------	-----	---

J. Jones	19	2	237	12.5	37	0
----------	----	---	-----	------	----	---

Webb	1	7	13	13.0	13	0
------	---	---	----	------	----	---

RAVENS	43	16	609	14.2	82t	1
--------	----	----	-----	------	-----	---

Opponents	46	14	419	9.1	27	0
-----------	----	----	-----	-----	----	---

## KICKOFF RETURNS

	NO	YDS	AVG	LG	TD
--	----	-----	-----	----	----

J. Jones	31	892	28.8	77t	1
----------	----	-----	------	-----	---

D. Thompson	7	201	28.7	47	0
-------------	---	-----	------	----	---

Draughn	2	53	26.5	31	0
---------	---	----	------	----	---

Juszczuk	2	17	8.5	9	0
----------	---	----	-----	---	---

Dickson	1	0	0.0	0	0
---------	---	---	-----	---	---

Leach	1	0	0.0	0	0
-------	---	---	-----	---	---

RAVENS	44	1163	26.4	77t	1
--------	----	------	------	-----	---

Opponents	38	873	23.0	44	0
-----------	----	-----	------	----	---

## FIELD GOALS

	1-19	20-29	30-39	40-49	50+
--	------	-------	-------	-------	-----

Tucker	0/0	10/10	12/13	10/11	6/7
--------	-----	-------	-------	-------	-----

# 2013 STATISTICS

## DEFENSIVE STATISTICS

PLAYER	TT	SOLO	AS	SACKS	YDS LOST	INT	RET. YDS	PD	FF	FR
Smith, Daryl	123	57	66	5	43.5	3*	41	19	2	0
Ihedigbo, James	99	62	37	0	0	3	54	11	2	1
Suggs, Terrell	80	47	33	10	48	0	0	0	0	1
Elam, Matt	76	53	23	0	0	1	18	3	0	2
Webb, Lardarius	74	63	11	0	0	2	19	22	0	0
Graham, Corey	68	51	17	1	0	4	28	12	1	0
Smith, Jimmy	58	49	9	0	0	2	0	16	2	0
Jones, Arthur	53	28	25	4	27	0	0	0	0	0
Ngata, Haloti	52	23	29	1.5	12	0	0	3	0	0
McClain, Jameel	50	27	23	0	0	0	0	0	1	0
Bynes, Josh	41	19	22	0	0	0	0	3	0	0
Dumervil, Elvis	31	18	13	9.5	64	0	0	3	2	0
Canty, Chris	30	20	10	2	22	0	0	4	2	0
Upshaw, Courtney	29	18	11	1.5	13	0	0	2	0	0
McPhee, Pernell	21	13	8	2	13	0	0	1	1	0
Cody, Terrence	15	7	8	0	0	0	0	0	0	0
Brown, Arthur	12	8	4	0.5	4.5	0	0	0	1	0
Spears, Marcus	10	5	5	0	0	0	0	0	0	0
Tyson, DeAngelo	10	9	1	2	5	1	0	1	0	0
Williams, Brandon	6	3	3	1	5	0	0	0	0	1
Huff, Michael	4	3	1	0	0	0	0	0	0	0
Brown, Chykie	2	1	1	0	0	0	0	1	0	0
Miles, Jeromy	1	1	0	0	0	0	0	0	0	0
<b>Totals</b>	<b>945</b>	<b>585</b>	<b>360</b>	<b>40</b>	<b>257</b>	<b>16</b>	<b>160</b>	<b>101</b>	<b>14</b>	<b>5</b>

\*Daryl Smith returned an INT 37 yards for a TD vs. Hou. (9/22)

## SPECIAL TEAMS STATISTICS

PLAYER	TT	SOLO	AS	FF	FR	BK
McClellan, Albert	12	12	0	0	0	0
Levine, Anthony	11	10	1	0	0	0
Brown, Chykie	8	7	1	0	0	0
Miles, Jeromy	8	8	0	0	0	0
Trawick, Brynden	8	8	0	0	0	0
Graham, Corey	5	4	1	0	0	0
Juszczyk, Kyle	5	3	2	0	1	0
Bynes, Josh	4	3	1	0	0	0
Simon, John	4	4	0	0	0	0
Brown, Arthur	3	3	0	0	0	0
Dickson, Ed	3	2	1	0	0	0
Bajema, Billy	2	2	0	0	0	0
Cox, Morgan	2	2	0	0	1	0
Huff, Michael	2	2	0	0	0	0
Ihedigbo, James	2	1	1	0	1	0
McClain, Jameel	2	2	0	0	0	0
Doss, Tandon	1	1	0	0	0	0
Elam, Matt	1	1	0	0	0	0
Koch, Sam	1	1	0	0	0	0
Upshaw, Courtney	1	1	0	0	0	0
<b>Totals</b>	<b>85</b>	<b>77</b>	<b>8</b>	<b>0</b>	<b>3</b>	<b>0</b>

Defensive and special teams statistics reflect press box stats.

## RAVENS COACHES

**John Harbaugh**, Head Coach; **Jerry Rosburg**, Assistant Head Coach/Special Teams Coordinator; **Jim Caldwell**, Offensive Coordinator; **Dean Pees**, Defensive Coordinator; **Teryl Austin**, Secondary; **Juney Barnett**, Assistant Strength and Conditioning; **Clarence Brooks**, Defensive Line; **Randy Brown**, Kicking Consultant; **Juan Castillo**, Run Game Coordinator; **Jay Harbaugh**, Offensive Quality Control; **Wade Harman**, Tight Ends; **Chris Hewitt**, Assistant Special Teams; **Jim Hostler**, Wide Receivers; **Don Martindale**, Inside Linebackers; **Andy Moeller**, Offensive Line; **Ted Monachino**, Linebackers; **Wilbert Montgomery**, Running Backs; **Bob Rogucki**, Strength and Conditioning; **Steve Spagnuolo**, Senior Defensive Assistant; **Craig Ver Steeg**, Senior Offensive Assistant; **Todd Washington**, Assistant Offensive Line; **Matt Weiss**, Defensive Quality Control

## RAVENS HONOR ROLL

**AP All-Pro:** K Justin Tucker (1st Team)

**PFWA All-Pro:**

K Justin Tucker (1st Team)

**Sporting News All-Pro:**

K Justin Tucker, G Marshal Yanda (1st Teams)

**Pro Bowl:** DT Haloti Ngata, OLB Terrell Suggs, K Justin Tucker, G Marshal Yanda

**USA Today All-Joe Team:**

CB Lardarius Webb

**AFC Players of the Week:**

K Justin Tucker (Week 10) - Special Teams

K Justin Tucker (Week 12) - Special Teams

K Justin Tucker (Week 15) - Special Teams

**AFC Player of the Month:**

K Justin Tucker (Special Teams, November)

**Pepsi NEXT Rookie of the Week (Week 14):**

WR Marlon Brown

**GMC Never Say Never Moment (Week 14):**

QB Joe Flacco

**GMC Never Say Never Moment of the Week (Week 15):**

K Justin Tucker

**Ed Block Courage Award:**

LB Jameel McClain

**Ravens Roost Unsung Hero:**

S James Ihedigbo

**Ravens Roost Extra Effort:**

WR Marlon Brown

## 2013 USUAL STARTING LINEUPS

	WR	LT	LG	C	RG	RT	TE	WR	QB	RB	FB
<b>Offense:</b>	J. Jones/M. Brown	E. Monroe	A. Shipley	G. Gradkowski	M. Yanda	M. Oher	E. Dickson	T. Smith	J. Flacco	R. Rice	V. Leach
	<b>DT</b>	<b>DE</b>	<b>NT</b>	<b>SAM</b>	<b>MIKE</b>	<b>WILL</b>	<b>RUSH</b>	<b>RCB</b>	<b>LCB</b>	<b>SS</b>	<b>FS</b>
<b>Defense:</b>	A. Jones	C. Canty	H. Ngata	C. Upshaw	D.. Smith	J. McClain	T. Suggs	J. Smith	L. Webb	J. Ihedigbo	M. Elam

## BALTIMORE RAVENS 2013 SEASON REVIEW

	Record		Record
Record	8-8	Positive or Even Turnover Ratio	5-4
vs. AFC North	3-3	Negative Turnover Ratio	3-4
vs. AFC	6-6	Winning Penalty Ratio	6-5
vs. NFC	2-2	Losing Penalty Ratio	2-3
Home	6-2	Overtime	1-1
Away	2-6	With a 100-Yard Rusher	0-1
On Grass	1-4	Without a 100-yard Rusher	8-7
Artificial Turf	7-4	With a 100-Yard Receiver	2-1
Outdoors	7-8	Without a 100-yard Receiver	6-7
Indoors	1-0	With a 300-Yard Passer	0-3
Leading at Halftime	6-2	Without a 300-Yard Passer	8-5
Tied at Halftime	0-0	When Allowing a 100-Yard Rusher	0-1
Trailing at Halftime	2-6	When Not Allowing a 100-Yard Rusher	8-7
Leading After 3 Quarters	8-1	When Allowing a 100-Yard Receiver	3-3
Tied After 3 Quarters	0-0	When Not Allowing a 100-Yard Receiver	5-5
Trailing After 3 Quarters	0-7	When Allowing a 300-Yard Passer	1-2
Decided by 7 Points or less	5-5	When Not Allowing a 300-Yard Passer	7-6
Decided by 3 Points or less	5-4	When Recording 3 or more sacks	5-4
When Scoring First	4-3	When Holding an Opponent Under 250 Net Yards	1-0
When Not Scoring First	4-5	When Holding an Opponent Under 21 Points	6-2
		When Holding an Opponent Under 15 Points	4-0



# 2014 STATISTICS

## RESULTS AND ATTENDANCE

WON 10, LOST 6

### WILD CARD/AFC DIVISIONAL GAME

09/07	L	16-23	Cincinnati	70,925
09/11	W	26-6	Pittsburgh	71,181
09/21	W	23-21	at Cleveland	67,407
09/28	W	38-10	Carolina	71,218
10/05	L	13-20	at Indianapolis	65,258
10/12	W	48-17	at Tampa Bay	60,041
10/19	W	29-7	Atlanta	71,184
10/26	L	24-27	at Cincinnati	55,711
11/02	L	23-43	at Pittsburgh	63,971
11/09	W	21-7	Tennessee	70,914
11/24	W	34-27	at New Orleans	73,373
11/30	L	33-34	San Diego	71,060
12/07	W	28-13	at Miami	70,244
12/14	W	20-12	Jacksonville	70,801
12/21	L	13-25	at Houston	71,771
12/28	W	20-10	Cleveland	71,070

## TEAM STATISTICS

### TOTAL FIRST DOWNS

Rushing	113	75
Passing	194	205
Penalty	38	31
3rd Down: Made/Att	84/205	89/221
3rd Down Pct.	41.0	40.3
4th Down: Made/Att	9/18	5/14
4th Down Pct.	50.0	35.7

### POSSESSION AVG.

**RAVENS 29:40**      **OPPONENT 30:20**

### TOTAL NET YARDS

**RAVENS 5838**      **OPPONENT 5391**

Avg. Per Game 364.9      336.9

Total Plays 1022      1034

Avg. Per Play 5.7      5.2

### NET YARDS RUSHING

**RAVENS 2019**      **OPPONENT 1412**

Avg. Per Game 126.2      88.3

Total Rushes 448      390

### NET YARDS PASSING

**RAVENS 3819**      **OPPONENT 3979**

Avg. Per Game 238.7      248.7

Sacked/Yards Lost 19/167      49/362

Gross Yards 3986      4341

Att./Completions 555/344      595/382

Completion Pct. 62.0      64.2

Had Intercepted 12      11

### PUNTS/AVERAGE

**RAVENS 60/47.4**      **OPPONENT 76/45.9**

**NET PUNTING AVG. 60/43.3**      **76/40.5**

### PENALTIES/YARDS

**RAVENS 111/870**      **OPPONENT 110/1007**

### FUMBLES/BALL LOST

**RAVENS 16/8**      **OPPONENT 22/11**

### TOUCHDOWNS

**RAVENS 46**      **OPPONENT 30**

Rushing 16      8

Passing 27      22

Returns 3      0

### SCORE BY PERIODS

**RAVENS 76**      **OPPONENTS 63**

**1 2 3 4 OT PTS**

**RAVENS 76**      **OPPONENTS 63**

**96 91 146 0 409**

**79 60 100 0 302**

### SCORING

**TD RU PA RT K/PAT FG S PTS**

Tucker 0 0 0 0 42/42 29/34 0 129

T. Smith 11 0 11 0 0 0 0 66

Forsett 8 8 0 0 0 0 0 50

S. Smith Sr. 6 0 6 0 0 0 0 36

Aiken 4 0 3 1 0 0 0 24

Daniels 4 0 4 0 0 0 0 24

Taliaferro 4 4 0 0 0 0 0 24

Flacco 2 2 0 0 0 0 0 12

Pierce 2 2 0 0 0 0 0 12

Campanaro 1 0 1 0 0 0 0 6

Gillmore 1 0 1 0 0 0 0 6

Hill 1 0 0 1 0 0 0 6

J. Jones 1 0 0 1 0 0 0 6

Juszczyk 1 0 1 0 0 0 0 6

Suggs 0 0 0 0 0 1 2

**RAVENS 46 16 27 3 42/42 29/34 1 409**

**Opponents 30 8 22 0 28/28 30/36 0 302**

**2-PT. CONVERSIONS:** Forsett **RAVENS 1-4, Opponents 2-2**

**SACKS:** Dumervil 17, Suggs 12, McPhee 7.5, Jernigan 4, Mosley 3, Ngata 2, D. Smith 1, Tyson 1, Walker LG 1, Canty 0.5, Elam 0.5, B. Williams 0.5 **RAVENS 49, Opponents 19**

## PASSING

Flacco 554 344 3986 62.1 7.18

**RAVENS 554 344 3986 62.1 7.18**

**Opponents 595 382 4341 64.2 7.30**

## RUSHING

Forsett 235 1266 5.4 52 8

Pierce 93 366 3.9 28 2

Taliaferro 68 292 4.3 31 4

Flacco 39 70 1.8 15 2

J. Jones 3 16 5.3 11 0

Toussaint 6 12 2.0 12 0

T. Taylor 4 -3 -0.8 0 0

**RAVENS 448 2019 4.5 52 16**

**OPPONENTS 390 1412 3.6 67 8**

## RECEIVING

S. Smith Sr. 79 1065 13.5 80t 6

T. Smith 49 767 15.7 53 11

Daniels 48 527 11.0 39 4

Forsett 44 263 6.0 26 0

Aiken 24 267 11.1 24 3

M. Brown 24 255 10.6 22 0

Juszczyk 19 182 9.6 33 1

Pitta 16 125 7.8 24 0

Gillmore 10 121 12.1 22 1

J. Jones 9 131 14.6 31 0

Taliaferro 8 114 14.3 29 0

Campanaro 7 102 14.6 19t 1

Supernaw 2 27 13.5 29 0

Toussaint 3 27 9.0 15 0

Pierce 2 13 6.5 7 0

**RAVENS 344 3986 11.6 80t 27**

**Opponents 382 4341 11.4 77t 22**

## INTERCEPTIONS

Mosley 2 23 11.5 18 0

Ngata 2 16 8.0 13 0

Hill 1 44 44.0 44t 1

J. Smith 1 31 31.0 31 0

Gorrer 1 15 15.0 15 0

Miles 1 6 6.0 6 0

D. Smith 1 0 0.0 0 0

Stewart 1 0 0.0 0 0

Webb 1 0 0.0 0 0

**RAVENS 11 135 12.3 44t 1**

**Opponents 12 149 12.4 30 0**

## PUNTING

Koch 60 2841 47.4 43.3 4 26 73 0

**RAVENS 60 2841 47.4 43.3 4 26 73 0**

**Opponents 76 3489 45.9 40.5 6 18 69 1**

## PUNT RETURNS

J. Jones 30 17 275 9.2 45 0

Campanaro 2 1 17 8.5 9 0

Webb 0 5 0 --- --- 0

**RAVENS 32 23 292 9.1 45 0**

**Opponents 23 14 166 7.2 45 0**

## KICKOFF RETURNS

J. Jones 32 978 30.6 108t 1

Juszczyk 2 28 14.0 16 0

Toussaint 2 41 20.5 23 0

Gillmore 1 15 15.0 15 0

Taliaferro 1 15 15.0 15 0

**RAVENS 38 1077 28.3 108t 1**

**Opponents 26 601 23.1 36 0**

## FIELD GOALS

**1-19 20-29 30-39 40-49 50+**

Tucker 0/0 10/10 11/11 4/4 4/9

**RAVENS 0/0 10/10 11/11 4/4 4/9**

**Opponents 0/0 7/7 13/14 7/10 3/5**

**Tucker:** (55N,38G)(30G,23G,22G,20G)(38G,21G,32G)(57N,30G)(52G,27G)(46G,64B,49G)(38G,38G)(45G,50G,53G)(46G)(31G,55G)(33G,21G,29G,31G)(22G,54N,54N,33G)(25G,28G)

**Opponents:** (49G,22G,28G,46G,38G,45B)(25G,43G)(50N,36B)(37G)(38G,34G)(45N,47G)(57N)(32G,33G)(20G,34G)(52G,26G)(46G,34G)(53G,45G,53G,42N,45G)(35G,25G,30G,20G,39G,33G)(38G)

**FUM/LOST:** Flacco 5/0, J. Jones 4/2, Juszczyk 2/2, Forsett 1/0, Gradkowski 1/1, Pierce 1/1, S. Smith 1/1, Taliaferro 1/1

## PASSING

Flacco 554 344 3986 62.1 7.18

**RAVENS 554 344 3986 62.1 7.18**

**Opponents 595 382 4341 64.2 7.30**

TD TD% INT INT% LG SACK/LOST RATING

27 4.9 12 2.2 80t 19/167 91.0

**27 4.9 12 2.2 80t 19/167 91.0**

**22 3.7 11 1.8 77t 49/362 90.6**

# 2014 STATISTICS

## DEFENSIVE STATISTICS

PLAYER	TT	SOLO	AS	SACKS	YDS		RET.			
					LOST	INT	YDS	PD	FF	FR
Mosley, C.J.	129	85	44	3	16	2	23	8	1	1
Smith, Daryl	127	67	60	1	7	1	0	9	2	1
Suggs, Terrell	61	36	25	12	87	0	0	1	0	1
Stewart, Darian	53	37	16	0	0	1	0	4	1	0
Williams, Brandon	48	25	23	0.5	4.5	0	0	0	2	1
Elam, Matt	47	29	18	0.5	3	0	0	5	1	0
Webb, Lardarius	46	36	10	0	0	1	0	8	0	0
Upshaw, Courtney	42	25	17	0	0	0	0	1	0	0
Hill, Will	39	27	12	0	0	1*	44	4	0	0
Dumervil, Elvis	35	24	11	17	127.5	0	0	1	2	1
Canty, Chris	33	13	20	0.5	3	0	0	2	1	0
Ngata, Haloti	32	19	13	2	28	2	16	7	2	0
Smith, Jimmy	28	22	6	0	0	1	31	8	0	0
Jackson, Asa	27	22	5	0	0	0	0	3	0	0
McPhee, Pernel	27	17	10	7.5	50	0	0	4	1	0
Jernigan, Timmy	23	11	12	4	27	0	0	0	0	0
Levine, Anthony	23	16	7	0	0	0	0	4	0	0
Miles, Jeromy	23	14	9	0	0	1	6	1	0	1
Tyson, DeAngelo	21	7	14	1	9	0	0	0	0	2
Brooks, Terrence	19	16	3	0	0	0	0	2	0	1
Melvin, Rashaan	17	13	4	0	0	0	0	1	1	0
Gorrer, Danny	16	16	0	0	0	1	15	1	0	0
Guy, Lawrence	16	2	14	0	0	0	0	1	0	1
Franks, Dominique	13	12	1	0	0	0	0	5	0	0
Brown, Chykie	9	8	1	0	0	0	0	0	0	0
McClellan, Albert	4	1	3	0	0	0	0	0	0	0
Bilukidi, Christo	3	0	3	0	0	0	0	0	0	0
Trawick, Brynden	3	2	1	0	0	0	0	0	0	0
Walker, Casey	1	0	1	0	0	0	0	0	0	0
Orr, Zachary	1	0	1	0	0	0	0	0	0	0
<b>Totals</b>	<b>966</b>	<b>602</b>	<b>364</b>	<b>49</b>	<b>362</b>	<b>11</b>	<b>135</b>	<b>80</b>	<b>14</b>	<b>10</b>

\*Will Hill returned an INT 44 yards for a TD at NO (11/24)

## SPECIAL TEAMS STATISTICS

PLAYER	TT	SOLO	AS	FF	FR	BK
McClellan, Albert	13	11	2	1	1	0
Orr, Zachary	7	6	1	0	0	0
Levine, Anthony	6	5	1	0	0	0
Miles, Jeromy	5	5	0	1	0	1
Aiken, Kamar	4	2	2	0	0	0
Mosley, C.J.	4	3	1	0	0	0
Taliaferro, Lorenzo	4	3	1	0	0	0
Trawick, Brynden	4	3	1	0	0	0
Juszczyc, Kyle	3	3	0	0	0	0
Elam, Matt	2	2	0	0	0	0
Hill, Will	2	2	0	0	0	0
Brown, Marlon	1	1	0	0	0	0
Gorrer, Danny	1	1	0	0	0	0
Jackson, Asa	1	0	1	0	0	1
Urschel, John	1	1	0	0	0	0
Webb, Lardarius	1	0	1	0	0	0
Stewart, Darian	0	0	0	0	0	1
<b>Totals</b>	<b>59</b>	<b>48</b>	<b>11</b>	<b>2</b>	<b>1</b>	<b>3</b>

Defensive and special teams statistics reflect press box stats.

## RAVENS COACHES

**John Harbaugh**, Head Coach; **Jerry Rosburg**, Special Teams Coordinator/Associate Head Coach; **Gary Kubiak**, Offensive Coordinator; **Dean Pees**, Defensive Coordinator; **Juney Barnett**, Assistant Strength and Conditioning; **Clarence Brooks**, Defensive Line; **Randy Brown**, Kicking Consultant; **Juan Castillo**, Offensive Line; **Billy DeLorbe**, Cross Training Specialist; **Rick Dennison**, Quarterbacks; **Bobby Ingram**, Wide Receivers; **Thomas Hammock**, Running Backs; **Jay Harbaugh**, Offensive Quality Control; **Chris Hewitt**, Assistant Secondary Coach; **Don Martindale**, Inside Linebackers; **Ted Monachino**, Linebackers; **Brian Pariani**, Tight Ends; **Bob Rogucki**, Strength and Conditioning; **Steve Spagnuolo**, Secondary/Assistant Head Coach; **Craig Ver Steeg**, Senior Offensive Assistant; **Todd Washington**, Assistant Offensive Line; **Matt Weiss**, Defensive Quality Control/Linebackers Assistant

## RAVENS HONOR ROLL

**AP All-Pro:**  
 OLB Elvis Dumervil (1st Team), LB C.J. Mosley (2nd Team), DT Haloti Ngata (2nd Team), G/T Marshal Yanda (1st Team)

**PFWA Awards:**  
 RB Justin Forsett (All-AFC), DT Timmy Jernigan (All-Rookie), LB C.J. Mosley (All-AFC, All-Rookie), G/T Marshal Yanda (All-NFL, All-AFC)

**Sporting News All-Pro:**  
 WR/RS Jacoby Jones (1st Team)  
 G/T Marshal Yanda (1st Team)

**Pro Bowl:** OLB Elvis Dumervil, RB Justin Forsett, LB C.J. Mosley, G/T Marshal Yanda

**AFC Players of the Week:**  
 OLB Elvis Dumervil (Week 14) - Defense  
 QB Joe Flacco (Week 6) - Offense  
 RB Justin Forsett (Week 10, Week 12) - Offense  
 K Justin Tucker (Week 3) - Special Teams

**AFC Player of the Month:**  
 K Justin Tucker (November) - Special Teams

**FedEx Air NFL Player of the Week:**  
 QB Joe Flacco (Week 6, Week 17)

**NFL Defensive Rookie of the Month:**  
 LB C.J. Mosley (October, December)

**Ed Block Courage Award:**  
 CB/RS Lardarius Webb

**Ravens Roost Unsung Hero:**  
 RB Justin Forsett

**Ravens Roost Extra Effort:**  
 DT Brandon Williams

## 2014 USUAL STARTING LINEUPS

WR	LT	LG	C	RG	RT	TE	WR	QB	RB	FB
<b>Offense:</b> S. Smith	E. Monroe	K. Osemele	J. Zuttah	M. Yanda	R. Wagner	O. Daniels	T. Smith	J. Flacco	J. Forsett	K. Juszczyk
DT	DE	NT	SAM	MIKE	WILL	RUSH	RCB	LCB	SS	FS
<b>Defense:</b> H. Ngata	C. Canty	B. Williams	C. Upshaw	D. Smith	C. Mosley	T. Suggs	J. Smith	L. Webb	M. Elam	D. Stewart

## SEASON TRENDS

	Record		Record
Record	10-6	Positive or Even Turnover Ratio	7-3
vs. AFC North	3-3	Negative Turnover Ratio	3-3
vs. AFC	6-6	Winning Penalty Ratio	4-2
vs. NFC	4-0	Losing Penalty Ratio	6-3
Home	6-2	Overtime	0-0
Away	4-4	With a 100-Yard Rusher	4-1
On Grass	3-2	Without a 100-yard Rusher	6-5
Artificial Turf	7-4	With a 100-Yard Receiver	3-1
Outdoors	9-5	Without a 100-yard Receiver	7-5
Indoors	1-1	With a 300-Yard Passer	3-2
Leading at Halftime	5-1	Without a 300-Yard Passer	7-4
Tied at Halftime	2-0	When Allowing a 100-Yard Rusher	0-0
Trailing at Halftime	3-5	When Not Allowing a 100-Yard Rusher	10-6
Leading After 3 Quarters	8-1	When Allowing a 100-Yard Receiver	1-4
Tied After 3 Quarters	0-0	When Not Allowing a 100-Yard Receiver	9-2
Trailing After 3 Quarters	2-5	When Allowing a 300-Yard Passer	2-4
Decided by 7 Points or less	2-4	When Not Allowing a 300-Yard Passer	8-2
Decided by 3 Points or less	1-3	When Recording 3 or more sacks	7-1
When Scoring First	8-2	When Holding an Opponent Under 250 Net Yards	3-0
When Not Scoring First	2-4	When Holding an Opponent Under 21 Points	8-1
		When Holding an Opponent Under 15 Points	7-0

# 2014 POSTSEASON STATISTICS

## RESULTS AND ATTENDANCE

<b>WON 1 LOST 1</b>					
01/03	W	30-17	at Pittsburgh	62,780	
01/10	L	31-35	at New England	68,756	

## TEAM STATISTICS

	RAVENS	OPPONENT
<b>TOTAL FIRST DOWNS</b>	<b>47</b>	<b>51</b>
Rushing	15	9
Passing	27	37
Penalty	5	5
3rd Down: Made/Att	5/20	11/27
3rd Down Pct.	25.0%	40.7%
4th Down: Made/Att	4/4	2/3
4th Down Pct.	100.0%	66.7%
<b>POSSESSION AVG.</b>	<b>28:41</b>	<b>31:19</b>
<b>TOTAL NET YARDS</b>	<b>727</b>	<b>809</b>
Avg. Per Game	363.5	404.5
Total Plays	128	138
Avg. Per Play	5.7	5.9
<b>NET YARDS RUSHING</b>	<b>189</b>	<b>82</b>
Avg. Per Game	94.5	41.0
Total Rushes	53	32
<b>NET YARDS PASSING</b>	<b>538</b>	<b>727</b>
Avg. Per Game	269.0	363.5
Sacked/Yards Lost	1/13	7/47
Gross Yards	551	774
Attempts/Completions	74/46	99/67
Completion Pct.	62.2%	67.7%
Had Intercepted	2	3
<b>PUNTS/AVERAGE</b>	<b>6/41.7</b>	<b>8/38.0</b>
<b>NET PUNTING AVG.</b>	<b>6/34.2</b>	<b>8/34.9</b>
<b>PENALTIES/YARDS</b>	<b>9/79</b>	<b>15/174</b>
<b>FUMBLES/BALL LOST</b>	<b>3/1</b>	<b>4/1</b>
<b>TOUCHDOWNS</b>	<b>7</b>	<b>6</b>
Rushing	1	1
Passing	6	5
Returns	0	0

## SCORE BY PERIODS

	1	2	3	4	OT	PTS
<b>RAVENS</b>	<b>14</b>	<b>17</b>	<b>17</b>	<b>13</b>	<b>0</b>	<b>61</b>
<b>Opponents</b>	<b>10</b>	<b>13</b>	<b>14</b>	<b>15</b>	<b>0</b>	<b>52</b>

## SCORING

	TD	RU	PA	RT	K/PAT	FG	S	PTS
Tucker	0	0	0	0	7/7	4/4	0	19
Aiken	1	0	1	0			0	6
Daniels	1	0	1	0			0	6
Forsett	1	0	1	0			0	6
Gillmore	1	0	1	0			0	6
Pierce	1	1	0	0			0	6
T. Smith	1	0	1	0			0	6
S. Smith Sr.	1	0	1	0			0	6
<b>RAVENS</b>	<b>7</b>	<b>1</b>	<b>6</b>	<b>0</b>	<b>7/7</b>	<b>4/4</b>	<b>0</b>	<b>61</b>
<b>Opponents</b>	<b>6</b>	<b>1</b>	<b>5</b>	<b>0</b>	<b>5/5</b>	<b>3/3</b>	<b>1</b>	<b>52</b>

## 2-PT. CONVERSIONS: RAVENS 0-0, Opponents 0-1

**SACKS:** Dumervil 2, Jernigan 1, Ngata 1, Upshaw 1, B. Williams 1, McPhee 0.5, Suggs 0.5, **RAVENS 7, Opponents 1**

**FUM/LOST:** Flacco 1/0, Forsett 1/1, Juszczyk 1/0

## PASSING

	ATT	COMP	YARDS	COMP%	YDS/ATT
Flacco	74	46	551	62.2%	7.45
<b>RAVENS</b>	<b>74</b>	<b>46</b>	<b>551</b>	<b>62.2%</b>	<b>7.45</b>
<b>Opponents</b>	<b>99</b>	<b>67</b>	<b>774</b>	<b>67.7%</b>	<b>7.82</b>

## RUSHING

	NO	YDS	AVG	LG	TD
Forsett	40	169	4.2	19	0
Flacco	8	8	1.0	9	0
Pierce	2	7	3.5	5t	1
Toussaint	2	5	2.5	3	0
Campanaro	1	0	0.0	0	0
<b>RAVENS</b>	<b>53</b>	<b>189</b>	<b>3.6</b>	<b>19</b>	<b>1</b>
<b>Opponents</b>	<b>32</b>	<b>82</b>	<b>2.6</b>	<b>16</b>	<b>1</b>

## RECEIVING

	NO	YDS	AVG	LG	TD
S. Smith Sr.	8	145	18.1	40	1
Daniels	8	111	13.9	23	1
M. Brown	6	48	8.0	13	0
Juszczyk	6	45	7.5	11	0
T. Smith	5	90	18.0	35	1
Campanaro	4	39	9.8	16	0
Forsett	3	24	8.0	16t	1
Gillmore	2	30	15.0	21t	1
Aiken	2	23	11.5	19t	1
J. Jones	1	3	3.0	3	0
Toussaint	1	-7	-7.0	-7	0
<b>RAVENS</b>	<b>46</b>	<b>551</b>	<b>12.0</b>	<b>40</b>	<b>6</b>
<b>Opponents</b>	<b>67</b>	<b>774</b>	<b>11.6</b>	<b>51t</b>	<b>5</b>

## INTERCEPTIONS

	NO	YDS	AVG	LG	TD
Suggs	1	3	3.0	3	0
D. Smith	1	0	0.0	0	0
Stewart	1	0	0.0	0	0
<b>RAVENS</b>	<b>3</b>	<b>3</b>	<b>1.0</b>	<b>3</b>	<b>0</b>
<b>Opponents</b>	<b>2</b>	<b>0</b>	<b>0.0</b>	<b>0</b>	<b>0</b>

## PUNTING

	NO	YDS	AVG	NET	TB	IN	LG	BLK
Koch	5	250	50.0	34.2	0	0	53	1
<b>RAVENS</b>	<b>6</b>	<b>250</b>	<b>41.7</b>	<b>34.2</b>	<b>0</b>	<b>0</b>	<b>53</b>	<b>1</b>
<b>Opponents</b>	<b>8</b>	<b>304</b>	<b>38.0</b>	<b>34.9</b>	<b>0</b>	<b>3</b>	<b>49</b>	<b>0</b>

## PUNT RETURNS

	RET	FC	YDS	AVG	LG	TD
J. Jones	3	1	20	6.7	9	0
Cason	1	0	5	5.0	5	0
Campanaro	0	1	0	---	---	0
<b>RAVENS</b>	<b>4</b>	<b>2</b>	<b>25</b>	<b>6.3</b>	<b>9</b>	<b>0</b>
<b>Opponents</b>	<b>3</b>	<b>0</b>	<b>45</b>	<b>15.0</b>	<b>19</b>	<b>0</b>

## KICKOFF RETURNS

	NO	YDS	AVG	LG	TD
J. Jones	11	265	24.1	29	0
<b>RAVENS</b>	<b>11</b>	<b>265</b>	<b>24.1</b>	<b>29</b>	<b>0</b>
<b>Opponents</b>	<b>9</b>	<b>203</b>	<b>22.6</b>	<b>28</b>	<b>0</b>

## FIELD GOALS

	1-19	20-29	30-39	40-49	50+
Tucker	0/0	2/2	0/0	1/1	1/1
<b>RAVENS</b>	<b>0/0</b>	<b>2/2</b>	<b>0/0</b>	<b>1/1</b>	<b>1/1</b>
<b>Opponents</b>	<b>0/0</b>	<b>1/1</b>	<b>0/0</b>	<b>2/2</b>	<b>0/0</b>

**Tucker:** (28G, 45G, 52G) (25G)

**Opponents:** (45G, 22G, 47G) ()

	TD	TD%	INT	INT%	LG	SACK/LOST	RATING
Flacco	6	8.1%	2	2.7%	40	1/13	100.7
<b>RAVENS</b>	<b>6</b>	<b>8.1%</b>	<b>2</b>	<b>2.7%</b>	<b>40</b>	<b>1/13</b>	<b>100.7</b>
<b>Opponents</b>	<b>5</b>	<b>5.1%</b>	<b>3</b>	<b>3.0%</b>	<b>51t</b>	<b>7/47</b>	<b>95.3</b>

## DEFENSIVE STATISTICS

PLAYER	TT	SOLO	AS	YDS		RET.		PD	FF	FR
				SACKS	LOST	INT	YDS			
Mosley, C.J.	19	12	7	0	0	0	0	0	1	0
Melvin, Rashaan	18	15	3	0	0	0	0	0	0	0
Smith, Daryl	16	13	3	0	0	1	0	1	2	0
Webb, Lardarius	9	8	1	0	0	0	0	0	0	0
Suggs, Terrell	8	3	5	0.5	2	1	3	1	0	0
Williams, Brandon	7	5	2	1	9	0	0	0	0	0
Hill, Will	6	5	1	0	0	0	0	2	0	0
McPhee, Pernell	4	0	4	0.5	2	0	0	0	0	0
Upshaw, Courtney	4	3	1	1	7	0	0	0	0	0
Dumervil, Elvis	3	3	0	2	18	0	0	0	0	0
Levine, Anthony	3	3	0	0	0	0	0	0	0	0
Miles, Jeromy	3	2	1	0	0	0	0	0	0	0
Ngata, Haloti	3	1	2	1	3	0	0	1	0	0
Stewart, Darian	3	3	0	0	0	1	0	2	0	1
Canty, Chris	2	2	0	0	0	0	0	0	0	0
Jernigan, Timmy	2	2	0	1	6	0	0	0	0	0
Cason, Antoine	1	1	0	0	0	0	0	0	0	0
Elam, Matt	1	1	0	0	0	0	0	0	0	0
Guy, Lawrence	1	0	1	0	0	0	0	0	0	0
<b>Totals</b>	<b>113</b>	<b>82</b>	<b>31</b>	<b>7</b>	<b>47</b>	<b>3</b>	<b>3</b>	<b>7</b>	<b>3</b>	<b>1</b>

## SPECIAL TEAMS STATISTICS

PLAYER	TT	SOLO	AS	FF	FR	BK
Juszczyk, Kyle	4	0	4	0	0	0
Aiken, Kamar	3	2	1	0	0	0
Miles, Jeromy	3	2	1	1	0	0
Orr, Zachary	3	1	2	0	0	0
Brown, Marlon	2	1	1	0	0	0
McClellan, Albert	2	1	1	0	0	0
Elam, Matt	1	1	0	0	0	0
<b>Totals</b>	<b>18</b>	<b>8</b>	<b>10</b>	<b>1</b>	<b>0</b>	<b>0</b>

Defensive and special teams statistics reflect press box stats.



# 2015 STATISTICS

## RESULTS AND ATTENDANCE

### WON 5, LOST 11

Date	Result	Score	Opponent	Attendance
09/13	L	13-19	at Denver	76,798
09/20	L	33-37	at Oakland	53,500
09/27	L	24-28	Cincinnati	70,970
10/01	W	23-20 OT	at Pittsburgh	63,929
10/11	L	30-33 OT	Cleveland	71,046
10/18	L	20-25	at San Francisco	70,799
10/26	L	18-26	at Arizona	64,722
11/01	W	29-26	San Diego	70,829
11/15	L	20-22	Jacksonville	70,837
11/22	W	16-13	St. Louis	71,105
11/30	W	33-27	at Cleveland	64,380
12/06	L	13-15	at Miami	64,519
12/13	L	6-35	Seattle	71,179
12/20	L	14-34	Kansas City	70,791
12/27	W	20-17	Pittsburgh	71,261
01/03	L	16-24	at Cincinnati	57,254

## TEAM STATISTICS

### TOTAL FIRST DOWNS

Category	RAVENS	OPPONENT
Rushing	89	80
Passing	211	189
Penalty	23	42
3rd Down: Made/Att	85/226	86/216
3rd Down Pct.	37.6	39.8
4th Down: Made/Att	12/24	4/9
4th Down Pct.	50.0	44.4

### POSSESSION AVG.

RAVENS	29:58	30:02
--------	-------	-------

### TOTAL NET YARDS

RAVENS	5749	5398
--------	------	------

Avg. Per Game	359.3	337.4
---------------	-------	-------

Total Plays	1083	1000
-------------	------	------

Avg. Per Play	5.3	5.4
---------------	-----	-----

### NET YARDS RUSHING

RAVENS	1478	1661
--------	------	------

Avg. Per Game	92.4	103.8
---------------	------	-------

Total Rushes	383	418
--------------	-----	-----

### NET YARDS PASSING

RAVENS	4271	3737
--------	------	------

Avg. Per Game	266.9	233.6
---------------	-------	-------

Sacked/Yards Lost	24/178	37/220
-------------------	--------	--------

Gross Yards	4449	3957
-------------	------	------

Att./Completions	676/426	545/350
------------------	---------	---------

Completion Pct.	63.0	64.2
-----------------	------	------

Had Intercepted	21	6
-----------------	----	---

PUNTS/AVERAGE	74/46.7	81/45.9
---------------	---------	---------

NET PUNTING AVG.	74/42.9	81/39.1
------------------	---------	---------

PENALTIES/YARDS	122/1153	103/748
-----------------	----------	---------

FUMBLES/BALL LOST	13/7	18/8
-------------------	------	------

TOUCHDOWNS	33	45
------------	----	----

Rushing	8	10
---------	---	----

Passing	21	30
---------	----	----

Returns	4	5
---------	---	---

## SCORE BY PERIODS

	1	2	3	4	OT	PTS
RAVENS	64	88	58	115	3	328
OPPONENTS	80	124	91	103	3	401

## SCORING

Player	TD	RU	PA	RT	K/PAT	FG	S	PTS
Tucker	0	0	0	0	29/29	33/40	0	128
Aiken	5	0	5	0	0	0	0	30
Gillmore	4	0	4	0	0	0	0	24
Juszczyk	4	0	4	0	0	0	0	24
Allen	3	1	2	0	0	0	0	18
Flacco	3	3	0	0	0	0	0	18
S. Smith Sr.	3	0	3	0	0	0	0	18
Forsett	2	2	0	0	0	0	0	12
Campanaro	1	1	0	0	0	0	0	6
Clay	1	0	0	1	0	0	0	6
Givens	1	0	1	0	0	0	0	6
Hill III	1	0	0	1	0	0	0	6
Matthews	1	0	1	0	0	0	0	6
Mosley	1	0	0	1	0	0	0	6
J. Smith	1	0	0	1	0	0	0	6
Taliaferro	1	1	0	0	0	0	0	6
M. Williams	1	0	1	0	0	0	0	6
Boyle	0	0	0	0	0	0	0	2
RAVENS	33	8	21	4	29/29	33/40	0	328
Opponents	45	10	30	5	37/40	30/36	0	401

## 2-PT. CONVERSIONS:

Boyle RAVENS 1-4, Opponents 2-5

## FUM/LOST:

Flacco 5/2, Allen 2/2, Ross 2/2, West (LG) 2/2, Aiken 1/1, Butler 1/0, Clausen (LG) 1/0, Levine 1/0, M. Williams 1/0

## PASSING

Player	ATT	COMP	YARDS	COMP%	YDS/ATT	TD	TD%	INT	INT%	LG	SACK/LOST	RATING
Flacco	413	266	2791	64.4	6.76	14	3.4	12	2.9	50t	16/124	83.1
Mallett LG	244	136	1336	55.7	5.48	5	2.0	6	2.5	48	6/32	67.9
Mallett TM	97	58	566	59.8	5.84	2	2.1	2	2.1	39	2/19	74.5
Clausen LG	125	72	739	57.6	5.91	2	1.6	4	3.2	48t	7/38	66.7
Clausen TM	85	49	555	57.6	6.53	2	2.4	3	3.5	48t	3/8	70.5
Schaub	80	52	540	65.0	6.75	3	3.8	4	5.0	48	3/27	76.0
Koch	1	1	-3	100.0	-3.00	0	0.0	0	0.0	-3	0/0	79.2
RAVENS	676	426	4449	63.0	6.58	21	3.1	21	3.1	50t	24/178	79.4
Opponents	545	350	3957	64.2	7.26	30	5.5	6	1.1	80t	37/220	99.6

## RUSHING

Player	NO	YDS	AVG	LG	TD
Forsett	151	641	4.2	33	2
Allen	137	514	3.8	44	1
West LG	62	231	3.7	17	0
West TM	46	180	3.9	17	0
Taliaferro	13	47	3.6	7t	1
Clausen LG	11	36	3.3	11	0
Clausen TM	6	28	4.7	8	0
Flacco	13	23	1.8	16	3
Givens LG	4	18	4.5	24	0
Givens TM	3	-6	-2.0	2	0
Campanaro	2	17	8.5	9t	1
Mallett LG	5	15	3.0	6t	1
Mallett TM	1	4	4.0	4	0
Schaub	4	10	2.5	7	0
Koch	1	7	7.0	7	0
Magee	2	5	2.5	4	0
Juszczyk	2	3	1.5	2	0
Levine Sr.	1	3	3.0	3	0
Ross	1	2	2.0	2	0
RAVENS	383	1478	3.9	44	8
Opponents	418	1661	4.0	62	10

## RECEIVING

Player	NO	YDS	AVG	LG	TD
Aiken	75	944	12.6	48t	5
S. Smith Sr.	46	670	14.6	50t	3
Allen	45	353	7.8	41t	2
Juszczyk	41	321	7.8	39	4
Gillmore	33	412	12.5	46	4
M. Williams	32	268	8.4	28	1
Butler	31	363	11.7	41	0
Forsett	31	153	4.9	32	0
Givens LG	20	353	17.7	48	1
Givens TM	19	346	18.2	48	1
Boyle	18	153	8.5	25	0
M. Brown	14	112	8.0	22	0
Matthews LG	13	151	11.6	21	1
Matthews TM	9	97	10.8	21	1
Ross	9	88	9.8	18	0
D. Brown	6	64	10.7	31	0
Campanaro	5	35	7.0	11	0
Taliaferro	5	29	5.8	11	0
West	4	21	5.3	8	0
Waller	2	18	9.0	17	0
Magee	1	2	2.0	2	0
RAVENS	426	4449	10.4	50t	21
Opponents	350	3957	11.3	80t	30

## PUNTING

Player	NO	YDS	AVG	NET	TB	IN	LG	BLK
Koch	74	3454	46.7	42.9	5	29	67	0
RAVENS	74	3454	46.7	42.9	5	29	67	0
Opponents	81	3715	45.9	39.1	5	24	70	1

## PUNT RETURNS

Player	RET	FC	YDS	AVG	LG	TD
Clay	23	3	244	10.6	82t	1
Ross	10	5	109	10.9	42	0
Campanaro	3	3	49	16.3	21	0
S. Smith Sr.	2	1	32	16.0	22	0
Webb	2	3	16	8.0	9	0
RAVENS	40	15	450	11.3	82t	1
Opponents	35	12	176	5.0	29	0

## KICKOFF RETURNS

Player	NO	YDS	AVG	LG	TD
Clay	15	371	24.7	39	0
Ross	7	205	29.3	46	0
Mostert	5	164	32.8	50	0
Campanaro	3	79	26.3	29	0
Boyle	1	10	10.0	10	0
Juszczyk	1	7	7.0	7	0
Z. Smith	1	15	15.0	15	0
M. Williams	1	6	6.0	6	0
RAVENS	34	857	25.2	50	0
Opponents	9	229	25.4	40	0

## FIELD GOALS

Player	1-19	20-29	30-39	40-49	50+
Tucker	0/0	10/10	9/9	10/11	4/0
RAVENS	0/0	10/10	9/9	10/11	4/0
Opponents	0/0	6/7	8/8	10/12	6/9

## TUCKER:

(52G,44G)(22G,21G,37G,31G)(50N,21G)(40G,42G,52G)(51N,23G)(22G,36G,45N)(44G)(48G,29G,48G,45G,39G)(58N)(51N,25G,20G,51N,47G)(49G,35G)(38G,31G,55N)(28G,30G)(37G,50G)(28G,50G,49G)

## OPPONENTS:

(57G,56G,43G,33G)(23G,46G,48G)(45G,36G,49N,41N)(43G,43G,37G,32G)(53G,31G,26G,42G)(55N,21G,21G)(42G,49G)(21G,45G,26B,53G)(52N)(31G,21G,)(1)(53G,32G)(34G)(52G)

# 2015 STATISTICS

## DEFENSIVE STATISTICS

PLAYER	TT	SOLO	AS	SACKS	YDS		RET.	PD	FF	FR
					LOST	INT				
Smith, Daryl	121	72	49	3	19.5	1	-1	3	0	0
Mosley, C.J.	115	75	40	4	18	0	0	7	1	1
Hill III, Will	64	48	16	1	8	1	25	7	0	0
Lewis, Kendrick	62	40	22	0	0	0	0	6	1	0
Webb, Lardarius	56	48	8	0	0	1	3	11	0	0
Smith, Jimmy	54	48	6	1	0	3*	24	10	0	0
Williams, Brandon	54	36	18	2	19	0	0	2	1	0
Upshaw, Courtney	51	27	24	2	13	0	0	3	2	3
Dumervil, Elvis	48	29	19	6	33	0	0	1	1	2
Guy, Lawrence	46	29	17	4.5	20.5	0	0	1	0	0
Jernigan, Timmy	37	18	19	4	36.5	0	0	0	0	0
Wright, Shareece	35	31	4	0	0	0	0	4	0	0
Smith, Za'Darius	32	20	12	5.5	24.5	0	0	1	0	0
Arrington, Kyle	28	22	6	0	0	0	0	3	1	0
Canty, Chris	20	11	9	1	8	0	0	1	0	0
Orr, Zachary	17	14	3	1	8	0	0	1	0	0
Davis, Carl	11	4	7	0	0	0	0	2	0	0
McClellan, Albert	11	7	4	1	9	0	0	1	0	1
Urban, Brent	10	5	5	1	3	0	0	0	0	0
Brooks, Terrence	7	6	1	0	0	0	0	1	0	0
Trawick, Brynden	7	4	3	0	0	0	0	1	0	0
Lewis-Moore, Kapron	3	3	0	0	0	0	0	0	0	0
Davis, Will	1	1	0	0	0	0	0	1	0	0
Levine Sr., Anthony	1	1	0	0	0	0	0	0	0	0
Melvin, Rashaan	1	1	0	0	0	0	0	0	0	0
Rolle, Jumal	1	1	0	0	0	0	0	0	0	0
Walker, Tray	1	1	0	0	0	0	0	0	0	0
Team	1	1	0	0	0	0	0	0	0	0
<b>Totals</b>	<b>895</b>	<b>603</b>	<b>292</b>	<b>37</b>	<b>220</b>	<b>6</b>	<b>51</b>	<b>67</b>	<b>7</b>	<b>7</b>

\*Jimmy Smith returned an INT 24 yards for a TD at Den. (9/13)

INTERCEPTIONS	NO	YDS	AVG	LG	TD
J. Smith	3	24	8.0	24t	1
Hill III	1	25	25.0	25	0
Webb	1	3	3.0	3	0
D. Smith	1	-1	-1.0	-1	0
<b>RAVENS</b>	<b>6</b>	<b>51</b>	<b>8.5</b>	<b>25</b>	<b>1</b>
<b>Opponents</b>	<b>21</b>	<b>340</b>	<b>16.2</b>	<b>90t</b>	<b>4</b>

**SACKS:** Dumervil 6, Z. Smith 5.5, Guy 4.5, Jernigan 4, Mosley 4, D. Smith 3, Upshaw 2, B. Williams 2, Canty 1, Hill 1, McClellan 1, Orr 1, J. Smith 1, Urban 1 **RAVENS 37, Opponents 24**

## SPECIAL TEAMS STATISTICS

PLAYER	TT	SOLO	AS	FF	FR	BK
Trawick, Brynden	9	9	0	0	0	0
Levine Sr., Anthony	6	6	0	1	0	0
McClellan, Albert	6	6	0	0	0	0
Orr, Zachary	5	5	0	0	0	0
Waller, Darren	3	3	0	0	0	0
Brown, Arthur	2	2	0	0	0	0
Brooks, Terrence	1	1	0	0	0	0
Brown, Marlon	1	1	0	0	0	0
Jackson, Asa	1	1	0	0	0	2
Juszczyk, Kyle	1	1	0	0	0	0
Koch, Sam	1	1	0	0	0	0
Lewis, Kendrick	1	1	0	0	0	0
Matthews, Chris	1	1	0	0	0	0
Mosley, C.J.	1	1	0	0	0	0
Mostert, Raheem	1	1	0	0	0	0
Ross, Jeremy	1	1	0	0	0	0
Taliaferro, Lorenzo	1	1	0	0	0	0
Tucker, Justin	1	1	0	0	0	0
Walker, Tray	1	1	0	0	0	0
Guy, Lawrence	0	0	0	0	0	1
Smith, Za'Darius	0	0	0	0	0	1
Urban, Brent	0	0	0	0	0	1
<b>Totals</b>	<b>44</b>	<b>44</b>	<b>0</b>	<b>1</b>	<b>0</b>	<b>5</b>

Defensive and special teams statistics reflect press box stats.

## RAVENS COACHES

**John Harbaugh**, Head Coach; **Jerry Rosburg**, Special Teams Coordinator/Associate Head Coach; **Dean Pees**, Defensive Coordinator; **Marc Trestman**, Offensive Coordinator; **Richard Angulo**, Tight Ends; **Juney Barnett**, Asst. Strength and Conditioning; **Andy Bischoff**, Offensive Quality Control; **Clarence Brooks**, Defensive Line; **Randy Brown**, Kicking Consultant; **Juan Castillo**, Offensive Line; **Scott Cohen**, Coaching Consultant; **John Egorogwu**, Staff Assistant – Defense; **Bobby Engram**, Wide Receivers; **Thomas Hammock**, Running Backs; **Chris Hewitt**, Defensive Backs; **Chris Horton**, Staff Asst. – Special Teams; **Mike Macdonald**, Defensive Asst.; **Don Martindale**, Inside Linebackers; **Megan McLaughlin**, Football Information Mgr.; **Ted Monachino**, Linebackers; **Marty Mornhinweg**, Quarterbacks; **Torrey Myers**, Staff Asst. – Offense; **Dan Parsons**, Asst. to the Head Coach; **Bob Rogucki**, Strength and Conditioning; **Eugene Shen**, Director of Coaching Analytics; **Martin Streight**, Staff Asst. - Strength and Conditioning; **Lonnie Teasley**, Staff Asst. – Offense/Strength and Conditioning; **Craig Ver Steeg**, Senior Offensive Asst.; **Todd Washington**, Asst. Offensive Line; **Matt Weiss**, Cornerbacks; **Drew Wilkins**, Defensive Coaching Asst.

## RAVENS HONOR ROLL

### AP All-Pro:

P Sam Koch (2nd Team), G/T Marshal Yanda (1st Team)

### PFWA Awards:

P Sam Koch (All-AFC). G/T Marshal Yanda (All-NFL, All-AFC)

### Sporting News All-Pro:

G/T Marshal Yanda

### Pro Bowl:

LS Morgan Cox, LB Elvis Dumervil, P Sam Koch, G Marshal Yanda

### AFC Players of the Week:

S Will Hill III (Week 12) - Special Teams  
K Justin Tucker (Week 4, Week 8) - Special Teams

### AFC Player of the Month:

K Justin Tucker (November) - Special Teams

### Ed Block Courage Award:

TE Dennis Pitta

### Ravens Roost Unsung Hero & Extra Effort:

P Sam Koch

### Team MVP (Baltimore Media):

G/T Marshal Yanda

## 2015 USUAL STARTING LINEUPS

<b>WR</b>	<b>LT</b>	<b>LG</b>	<b>C</b>	<b>RG</b>	<b>RT</b>	<b>TE</b>	<b>WR</b>	<b>QB</b>	<b>RB</b>	<b>FB</b>
S. Smith	E. Monroe/J. Hurst	K. Osemele	J. Zuttah	M. Yanda	R. Wagner	C. Gillmore	K. Aiken	J. Flacco	J. Forsett	K. Juszczyk
<b>DT</b>	<b>DE</b>	<b>NT</b>	<b>SAM</b>	<b>MIKE</b>	<b>WILL</b>	<b>RUSH</b>	<b>RCB</b>	<b>LCB</b>	<b>SS</b>	<b>FS</b>
T. Jernigan	C. Canty	B. Williams	C. Upshaw	D. Smith	C. Mosley	E. Dumervil	J. Smith	L. Webb	W. Hill III	K. Lewis

## SEASON TRENDS

	Record		Record
Record	5-11	Positive or Even Turnover Ratio	3-2
vs. AFC North	3-3	Negative Turnover Ratio	2-9
vs. AFC	4-8	Winning Penalty Ratio	1-4
vs. NFC	1-3	Losing Penalty Ratio	3-6
Home	3-5	Overtime	1-1
Away	2-6	With a 100-Yard Rusher	1-1
On Grass	2-5	Without a 100-yard Rusher	4-10
Artificial Turf	3-6	With a 100-Yard Receiver	1-5
Outdoors	5-10	Without a 100-yard Receiver	4-6
Indoors	0-1	With a 300-Yard Passer	1-5
Leading at Halftime	2-3	Without a 300-Yard Passer	4-6
Tied at Halftime	0-1	When Allowing a 100-Yard Rusher	2-2
Trailing at Halftime	3-7	When Not Allowing a 100-Yard Rusher	3-9
Leading After 3 Quarters	2-2	When Allowing a 100-Yard Receiver	0-5
Tied After 3 Quarters	0-0	When Not Allowing a 100-Yard Receiver	5-6
Trailing After 3 Quarters	3-9	When Allowing a 300-Yard Passer	1-4
Decided by 7 Points or less	5-7	When Not Allowing a 300-Yard Passer	4-7
Decided by 3 Points or less	4-3	When Recording 3 or more sacks	2-6
When Scoring First	3-3	When Holding an Opponent Under 250 Net Yards	1-2
When Not Scoring First	2-8	When Holding an Opponent Under 21 Points	3-2
		When Holding an Opponent Under 15 Points	1-1

# 2016 STATISTICS

## RESULTS AND ATTENDANCE

### WON 8, LOST 8

Date	Result	Score	Opponent	Attendance
09/11	W	13-7	Buffalo	71,104
09/18	W	25-20	at Cleveland	67,431
09/25	W	19-17	at Jacksonville	60,127
10/02	L	27-28	Oakland	71,152
10/09	L	10-16	Washington	71,318
10/16	L	23-27	at NY Giants	78,487
10/23	L	16-24	at NY Jets	78,160
11/06	W	21-14	Pittsburgh	71,286
11/10	W	28-7	Cleveland	70,921
11/20	L	17-27	at Dallas	93,056
11/27	W	19-14	Cincinnati	70,903
12/04	W	38-6	Miami	70,916
12/12	L	23-30	at New England	66,829
12/18	W	27-26	Philadelphia	71,223
12/25	L	27-31	at Pittsburgh	66,276
01/01	L	10-27	at Cincinnati	54,944

## TEAM STATISTICS

### TOTAL FIRST DOWNS

Category	RAVENS	OPPONENT
Rushing	79	74
Passing	205	190
Penalty	32	30
3rd Down: Made/Att	86/233	75/214
3rd Down Pct.	36.9	35.0
4th Down: Made/Att	8/19	11/16
4th Down Pct.	42.1	68.8

### POSSESSION AVG.

RAVENS	30:46	29:14
--------	-------	-------

### TOTAL NET YARDS

RAVENS	5563	5154
--------	------	------

Avg. Per Game	347.7	322.1
---------------	-------	-------

Total Plays	1079	993
-------------	------	-----

Avg. Per Play	5.2	5.2
---------------	-----	-----

### NET YARDS RUSHING

RAVENS	1463	1430
--------	------	------

Avg. Per Game	91.4	89.4
---------------	------	------

Total Rushes	367	384
--------------	-----	-----

### NET YARDS PASSING

RAVENS	4100	3724
--------	------	------

Avg. Per Game	256.3	232.8
---------------	-------	-------

Sacked/Yards Lost	33/243	31/223
-------------------	--------	--------

Gross Yards	4343	3947
-------------	------	------

Att./Completions	679/439	578/369
------------------	---------	---------

Completion Pct.	64.7	63.8
-----------------	------	------

Had Intercepted	16	18
-----------------	----	----

PUNTS/AVERAGE	80/45.8	91/44.9
---------------	---------	---------

NET PUNTING AVG.	80/39.9	91/40.5
------------------	---------	---------

PENALTIES/YARDS	125/1111	95/900
-----------------	----------	--------

FUMBLES/BALL LOST	19/7	26/10
-------------------	------	-------

TOUCHDOWNS	32	39
------------	----	----

Rushing	10	10
---------	----	----

Passing	20	28
---------	----	----

Returns	2	1
---------	---	---

## SCORE BY PERIODS

	1	2	3	4	OT	PTS
RAVENS	93	82	62	106	0	343
Opponents	73	79	60	109	0	321

## SCORING

	TD	RU	PA	RT	K/PAT	FG	S	PTS
Tucker	0	0	0	0	27/27	38/39	0	141
West	6	5	1	0	0	0	0	36
S. Smith	5	0	5	0	0	0	0	34
Wallace	4	0	4	0	0	0	0	26
Dixon	3	2	1	0	0	0	0	18
Perriman	3	0	3	0	0	0	0	18
Flacco	2	2	0	0	0	0	0	12
Moore	2	0	0	2	0	0	0	12
Pitta	2	0	2	0	0	0	0	12
Waller	2	0	2	0	0	0	0	12
Aiken	1	0	1	0	0	0	0	6
Gillmore	1	0	1	0	0	0	0	6
Juszczyk	1	1	0	1	0	0	0	6
Young	0	0	0	0	0	0	0	2
RAVENS	32	10	20	2	27/27	38/39	0	343
Opponents	39	10	28	1	33/36	16/22	2	321

RAVENS	32	10	20	2	27/27	38/39	0	343
--------	----	----	----	---	-------	-------	---	-----

Opponents	39	10	28	1	33/36	16/22	2	321
-----------	----	----	----	---	-------	-------	---	-----

2-PT. CONVERSIONS: S. Smith 2, Juszczyk, Wallace RAVENS 4-5, Opponents 1-3

FUM/LOST: Flacco 5/3, Hester 5/1, West 2/0, Cox 1/0, Dixon 1/0, Jernigan 1/1, Moore 1/0, Mosley 1/1, Pitta 1/1, Wallace 1/0

SACKS: Suggs 8, Jernigan 5, Judon 4, Dumervil 3, Pierce 2, Urban 2, Guy 1, McClellan 1, Powers 1, Z. Smith 1, Webb 1, Weddle 1, B. Williams 1, TEAM 31, Opponents 33

PASSING

	ATT	COMP	YARDS	COMP%	YDS/ATT
Flacco	672	436	4317	64.9	6.42
Mallett	6	3	26	50.0	4.33
Tucker	1	0	0	0.0	0.00
RAVENS	679	439	4343	64.7	6.40
Opponents	578	369	3947	63.8	6.83

	TD	TD%	INT	INT%	LG
Flacco	20	3.0	15	2.2	95t
Mallett	0	0.0	1	16.7	12
Tucker	0	0.0	0	0.0	0
RAVENS	20	2.9	16	2.4	95t
Opponents	28	4.8	18	3.1	79t

	SACK/LOST	RATING
Flacco	33/243	83.5
Mallett	0/0	22.2
Tucker	0/0	39.6
RAVENS	33/243	82.6
Opponents	31/223	86.9

	TD	YDS	AVG	LG	TD
West	193	774	4.0	41	5
Dixon	88	382	4.3	20	2
Forsett	31	98	3.2	11	0
Campanaro	3	72	24.0	39	0
Flacco	21	58	2.8	16	2
Allen	9	34	3.8	7	0
Wallace	5	31	6.2	13	0
Juszczyk	5	22	4.4	10t	1
Moore	3	19	6.3	10	0
Perriman	1	2	2.0	2	0
Taliaferro	1	0	0.0	0	0
Mallett	5	-6	-1.2	-1	0
Koch	2	-23	-11.5	0	0
RAVENS	367	1463	4.0	41	10
Opponents	384	1430	3.7	85t	10

	NO	YDS	AVG	LG	TD
Pitta	86	729	8.5	30	2
Wallace	72	1017	14.1	95t	4
S. Smith	70	799	11.4	52t	5
Juszczyk	37	266	7.2	40	0
West	34	236	6.9	17	1
Perriman	33	499	15.1	53t	3
Dixon	30	162	5.4	16	1
Aiken	29	328	11.3	29	1
Forsett	11	36	3.3	10	0
Waller	10	85	8.5	15	2
Gillmore	8	71	8.9	22	1
Moore	7	46	6.6	13	0
Boyle	6	44	7.3	20	0
Allen	3	15	5.0	8	0
Taliaferro	3	10	3.3	8	0
D. Brown	6	64	10.7	31	0
Campanaro	5	35	7.0	11	0
Taliaferro	5	29	5.8	11	0
RAVENS	439	4343	9.9	95t	20
Opponents	369	3947	10.7	79t	28

## INTERCEPTIONS

	NO	YDS	AVG	LG	TD
Weddle	4	92	23.0	53	0
Mosley	4	40	10.0	28	0
Orr	3	23	7.7	14	0
Young	2	22	11.0	16	0
Powers	2	1	0.5	1	0
Lewis-Harris	1	11	11.0	11	0
W. Davis	1	0	0.0	0	0
Jernigan	1	0	0.0	0	0
Webb	1	0	0.0	0	0
RAVENS	18	178	9.9	53	0
Opponents	16	169	10.6	51	0

## PUNTING

	NO	YDS	AVG	NET	TB	IN	LG	BLK
Koch	80	3665	45.8	39.9	5	37	68	0
RAVENS	80	3665	45.8	39.9	5	37	68	0
Opponents	91	4089	44.9	40.5	8	31	63	1

## PUNT RETURNS

	RET	FC	YDS	AVG	LG	TD
Hester	25	15	180	7.2	28	0
Campanaro	5	3	63	12.6	17	0
Webb	2	3	3	1.5	3	0
RAVENS	32	21	246	7.7	28	0
Opponents	33	14	375	11.4	85t	0

## KICKOFF RETURNS

	NO	YDS	AVG	LG	TD
Hester	19	466	24.5	60	0
Moore	7	162	23.1	34	0
Webb	1	8	8.0	8	0
Boyle	1	0	0.0	0	0
RAVENS	28	636	22.7	60	0
Opponents	27	559	20.7	45	0

## FIELD GOALS

	1-19	20-29	30-39	40-49	50+
Tucker	0/0	4/4	10/11	14/14	10/10
RAVENS	0/0	4/4	10/11	14/14	10/10
Opponents	0/0	9/9	5/5	2/4	0/4

Tucker: (50G,37G)(52G,49G,41G)(43G,42G,37G,53G)(24G,43G)(31G)(23G,39G,35G)(50G,49G,44G)(49G,42G)(25G,40G)(46G)(52G,57G,54G,36G)(55G)(34B,50G,38G,37G)(53G,47G)(41G,38G,46G,23G)(30G)

Opponents: (49N)(52N)(49G,52B)(56N,27G)(21G,31G)(22G,51B)(30G,21G)(23G,36G)(46N)(45G,34G,27G,29G)(36G)(23G,24G)



# 2016 STATISTICS

## DEFENSIVE STATISTICS

PLAYER	TT	SOLO	AS	SACKS	YDS LOST	INT	RET. YDS	PD	FF	FR
Orr, Zach	130	89	41	0	0	3	23	5	1	2
Mosley, C.J.	92	56	36	0	0	4	40	8	1	0
Weddle, Eric	89	48	41	1	5	4	92	13	1	0
Webb, Lardarius	73	59	14	1	10	1	0	5	0	0
McClellan, Albert	52	31	21	1	2	0	0	0	0	0
Williams, Brandon	51	34	17	1	3	0	0	1	0	0
Wright, Shareece	50	42	8	0	0	0	0	6	0	0
Young, Tavon	50	41	9	0	0	2	22	8	0	1
Pierce, Michael	35	19	16	2	9	0	0	1	0	0
Suggs, Terrell	35	28	7	8	62	0	0	4	3	0
Powers, Jerraud	33	26	7	1	11	2	1	5	0	0
Smith, Jimmy	32	29	3	0	0	0	0	4	0	0
Jernigan, Timmy	31	16	15	5	36	1	0	3	0	1
Guy, Lawrence	28	14	14	1	9	0	0	0	1	1
Judon, Matthew	27	12	15	4	34	0	0	2	0	1
Smith, Za'Darius	20	10	10	1	9	0	0	1	1	0
Dumervil, Elvis	11	9	2	3	24	0	0	0	2	1
Onwuasor, Patrick	10	1	9	0	0	0	0	0	0	0
Urban, Brent	10	7	3	2	9	0	0	2	0	0
Levine Sr., Anthony	7	4	3	0	0	0	0	1	0	0
Davis, Will	4	1	3	0	0	1	0	1	0	0
Beyer, Brennen	3	2	1	0	0	0	0	0	0	0
Correa, Kamalei	3	2	1	0	0	0	0	1	1	0
Lewis-Harris, Chris	1	0	1	0	0	0	0	0	0	0
Lewis, Kendrick	1	1	0	0	0	0	0	0	0	0
Elam, Matt	1	1	0	0	0	0	0	0	0	0
Moore, Chris	0	0	0	0	0	0	0	0	0	*1
<b>Totals</b>	<b>879</b>	<b>582</b>	<b>297</b>	<b>31</b>	<b>223</b>	<b>18</b>	<b>178</b>	<b>71</b>	<b>11</b>	<b>8</b>

\*Chris Moore recovered a muffed snap on a punt for a TD at NYJ (10/23)

INTERCEPTIONS	NO	YDS	AVG	LG	TD
Weddle	4	92	23.0	53	0
Mosley	4	40	10.0	28	0
Orr	3	23	7.7	14	0
Young	2	22	11.0	16	0
Powers	2	1	0.5	1	0
Lewis-Harris LG	1	11	11.0	11	0
W. Davis	1	0	0.0	0	0
Jernigan	1	0	0.0	0	0
Webb	1	0	0.0	0	0
<b>RAVENS</b>	<b>18</b>	<b>178</b>	<b>9.9</b>	<b>53</b>	<b>0</b>
<b>Opponents</b>	<b>16</b>	<b>169</b>	<b>10.6</b>	<b>51</b>	<b>0</b>

## SPECIAL TEAMS STATISTICS

PLAYER	TT	SOLO	AS	FF	FR	BK
Onwuasor, Patrick	10	8	2	1	0	0
Waller, Darren	6	6	0	0	0	0
Lewis, Kendrick	5	5	0	1	0	0
Juszczyk, Kyle	4	3	1	0	0	0
Levine Sr., Anthony	4	3	1	0	0	0
Moore, Chris	4	3	1	0	1	0
Elam, Matt	3	3	0	0	0	0
Huff, Marqueston	3	3	0	0	1	0
McClellan, Albert	3	3	0	0	0	0
Orr, Zach	3	3	0	0	0	0
Young, Tavon	3	3	0	0	0	0
Aiken, Kamar	2	2	0	0	0	0
Boyle, Nick	2	2	0	0	0	0
Canady, Maurice	2	2	0	0	0	0
Carter, Chris	2	2	0	0	0	0
Wright, Shareece	2	2	0	0	1	0
Correa, Kamalei	1	1	0	0	0	0
Cox, Morgan	1	1	0	0	0	0
Hester Sr., Devin	1	1	0	0	0	0
Koch, Sam	1	1	0	0	0	0
Williams, Maxx	1	1	0	0	0	0
Allen, Javorius	0	0	0	0	0	1
Guy, Lawrence	0	0	0	0	0	1
Urban, Brent	0	0	0	0	0	1
Williams, Brandon	0	0	0	0	0	1
<b>Totals</b>	<b>63</b>	<b>58</b>	<b>5</b>	<b>2</b>	<b>3</b>	<b>4</b>

Defense and special teams statistics reflect press box stats.

## RAVENS COACHES

**John Harbaugh**, Head Coach; **Jerry Rosburg**, Special Teams Coordinator/Associate Head Coach; **Marty Mornhinweg**, Offensive Coordinator; **Dean Pees**, Defensive Coordinator; **Richard Angulo**, Tight Ends; **Juney Barnett**, Assistant Strength & Conditioning; **Andy Bischoff**, Offensive Assistant; **Randy Brown**, Kicking Consultant; **Juan Castillo**, Offensive Line; **Scott Cohen**, Coaching Consultant; **John Egorugwu**, Staff Assistant-Defense; **Joe Cullen**, Defensive Line; **Bobby Engram**, Wide Receivers; **Leslie Frazier**, Secondary; **Thomas Hammock**, Running Backs; **Chris Hewitt**, Defensive Backs; **Chris Horton**, Assistant Special Teams; **Mike Macdonald**, Defensive Assistant; **Don Martindale**, Linebackers; **Megan McLaughlin**, Executive Assistant/Football Information Manager; **Torrey Myers**, Staff Assistant-Offense; **Dan Parsons**, Assistant to the Head Coach; **Bob Rogucki**, Strength and Conditioning; **Eugene Shen**, Director of Coaching Analytics; **Steve Saunders**, Director of Performance & Recovery; **Martin Streight**, Staff Assistant-Strength and Conditioning; **Lonnie Teasley**, Staff Assistant-Offense/Strength and Conditioning; **Craig Ver Steeg**, Senior Offensive Assistant; **Todd Washington**, Assistant Offensive Line; **Matt Weiss**, Offensive Assistant; **Drew Wilkins**, Defensive Coaching Assistant

## RAVENS HONOR ROLL

### AP All-Pro:

K Justin Tucker (1st Team)  
ILB Zachary Orr (2nd Team)  
G Marshal Yanda (2nd Team)

### PFWA Awards:

K Justin Tucker (All-NFL)

### Sporting News All-Pro:

G Marshal Yanda; K Justin Tucker

### Pro Bowl:

LS Morgan Cox, FB Kyle Juszczyk, ILB C.J. Mosley, K Justin Tucker, S Eric Weddle, G Marshal Yanda, C Jeremy Zuttah

### AFC Players of the Week:

DE Lawrence Guy (Week 2) - Special Teams  
K Justin Tucker (Week 12) - Special Teams

### AFC Player of the Month:

K Justin Tucker (September) - Special Teams

### FedEx Air Player of the Week:

QB Joe Flacco

### Ed Block Courage Award:

S Matt Elam

### Ravens Roost Unsung Hero:

LB Zachary Orr

### Ravens Roost Extra Effort:

K Justin Tucker

### Team MVP (Baltimore Media):

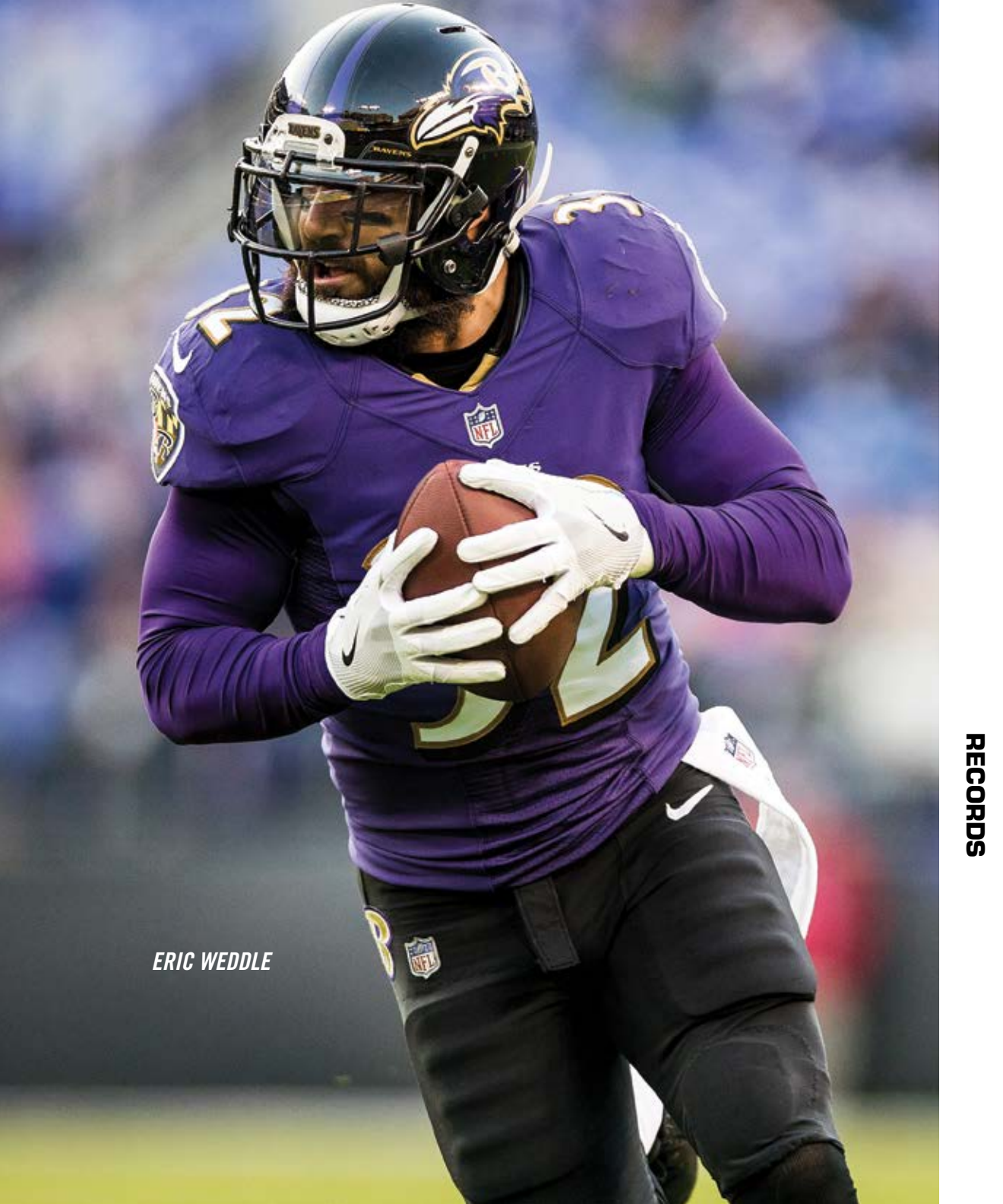
K Justin Tucker

## 2016 USUAL STARTING LINEUPS

Offense:	WR	LT	LG	C	RG	RT	TE	WR	QB	RB	FB
	Wallace	Stanley	M. Yanda	J. Zuttah	V. Ducasse	R. Wagner	D. Pitta	S. Smith Sr.	J. Flacco	T. West	K. Juszczyk
	DT	DE	NT	SAM	MIKE	WILL	RUSH	RCB	LCB	SS	FS
Defense:	T. Jernigan	L. Guy	B. Williams	A. McClellan	C. Mosley	C. Mosley	T. Suggs	J. Smith	T. Young	E. Weddle	L. Webb

## SEASON TRENDS

	Record	Record
Record .....	8-8	6-6
vs. AFC North .....	4-2	2-2
vs. AFC .....	7-5	3-1
vs. NFC .....	1-3	4-6
Home .....	6-2	0-0
Away .....	2-6	0-1
On Grass .....	8-3	8-7
Artificial Turf .....	0-5	2-2
Outdoors .....	8-7	6-6
Indoors .....	0-1	2-2
Leading at Halftime .....	7-3	6-6
Tied at Halftime .....	0-1	2-3
Trailing at Halftime .....	1-4	6-5
Leading After 3 Quarters .....	7-1	2-2
Tied After 3 Quarters .....	0-0	6-6
Trailing After 3 Quarters .....	1-7	0-3
Decided by 7 Points or less .....	6-5	8-5
Decided by 3 Points or less .....	2-1	4-1
When Scoring First .....	7-4	3-0
When Not Scoring First .....	1-4	7-1
Positive or Even Turnover Ratio .....	8-8	5-0
Negative Turnover Ratio .....	4-2	2-2
Winning Penalty Ratio .....	7-5	3-1
Losing Penalty Ratio .....	1-3	4-6
Overtime .....	6-2	0-0
With a 100-Yard Rusher .....	2-6	0-1
Without a 100-Yard Rusher .....	8-3	8-7
With a 100-Yard Receiver .....	0-5	2-2
Without a 100-Yard Receiver .....	8-7	6-6
With a 300-Yard Passer .....	0-1	2-2
Without a 300-Yard Passer .....	7-3	6-6
When Allowing a 100-Yard Rusher .....	0-1	2-3
When Not Allowing a 100-Yard Rusher .....	1-4	6-5
When Allowing a 100-Yard Receiver .....	7-1	2-2
When Not Allowing a 100-Yard Receiver .....	0-0	6-6
When Allowing a 300-Yard Passer .....	1-7	0-3
When Not Allowing a 300-Yard Passer .....	6-5	8-5
When Recording 3 or more sacks .....	2-1	4-1
When Holding an Opponent Under 250 Net Yards .....	7-4	3-0
When Holding an Opponent Under 21 Points .....	1-4	7-1
When Holding an Opponent Under 15 Points .....	1-4	5-0



*ERIC WEDDLE*



*JOHN HARBAUGH*

**BOSE**  
DRI-FIT  
HARBAUGH



# ALL-TIME RANKINGS: OFFENSE

YARDS PER GAME AVERAGE		RUSHING YARDS/ ATTEMPT		PCT. HAD INTERCEPTED		3RD DOWN EFFICIENCY		KICK RETURN AVERAGE		POINTS PER GAME AVERAGE	
2017 - 27th	(305.4)	2017 - 19th	(4.0)	2017 - 13th	(2.3%)	2017 - 27th	(34.1%)	2017 - 1st	(27.5)	2017 - 9th	(24.7)
2016 - 17th	(347.7)	2016 - 21st	(4.0)	2016 - 18th	(2.4%)	2016 - 24th	(36.9%)	2016 - 12th	(22.7)	2016 - 21st	(21.4)
2015 - 14th	(359.3)	2015 - 24th	(3.9)	2015 - 29th	(3.1%)	2015 - 23rd	(37.6%)	2015 - 7th	(25.2)	2015 - 25th	(20.5)
2014 - 12th	(364.9)	2014 - 7th	(4.5)	2014 - 10th	(2.2%)	2014 - 14th	(41.0%)	2014 - 1st	(28.3)	2014 - 8th	(25.6)
2013 - 29th	(307.4)	2013 - 32nd	(3.1)	2013 - 28th	(3.7%)	2013 - 20th	(36.4%)	2013 - 2nd	(26.4)	2013 - 25th	(20.0)
2012 - 16th	(352.5)	2012 - 12th	(4.3)	2012 - 6th	(2.0%)	2012 - 20thT	(36.9%)	2012 - 1st	(27.3)	2012 - 10th	(24.9)
2011 - 15th	(338.7)	2011 - 12th	(4.3)	2011 - 9th	(2.2%)	2011 - 7th	(42.4%)	2011 - 9th	(24.9)	2011 - 12th	(23.6)
2010 - 22nd	(322.9)	2010 - 28th	(3.8)	2010 - 6th	(2.0%)	2010 - 16th	(39.0%)	2010 - 6th	(24.7)	2010 - 16th	(22.3)
2009 - 13th	(351.2)	2009 - 4th	(4.7)	2009 - 10th	(2.5%)	2009 - 11thT	(41.6%)	2009 - 2nd	(26.2)	2009 - 9th	(24.4)
2008 - 18th	(324.0)	2008 - 22nd	(4.0)	2008 - 16th	(2.8%)	2008 - 15th	(40.9%)	2008 - 31st	(20.1)	2008 - 11th	(24.1)
2007 - 22nd	(302.0)	2007 - 17th	(4.0)	2007 - 6th	(2.5%)	2007 - 18th	(38.5%)	2007 - 10th	(23.5)	2007 - 24th	(17.2)
2006 - 17th	(317.0)	2006 - 31st	(3.4)	2006 - 10th	(2.7%)	2006 - 9th	(41.2%)	2006 - 10th	(23.2)	2006 - 12thT	(22.1)
2005 - 24th	(293.3)	2005 - 27th	(3.6)	2005 - 28th	(3.7%)	2005 - 16th	(39.1%)	2005 - 22nd	(21.5)	2005 - 25th	(16.6)
2004 - 31st	(273.4)	2004 - 15th	(4.2)	2004 - 6th	(2.7%)	2004 - 22nd	(35.1%)	2004 - 21st	(20.7)	2004 - 20th	(19.8)
2003 - 21st	(308.1)	2003 - 3rd	(4.8)	2003 - 32nd	(4.5%)	2003 - 27th	(31.9%)	2003 - 15th	(21.4)	2003 - 8th	(24.7)
2002 - 26th	(289.9)	2002 - 14th	(4.2)	2002 - 15th	(2.9%)	2002 - 24th	(37.7%)	2002 - 19th	(21.1)	2002 - 23rd	(19.7)
2001 - 14th	(320.3)	2001 - 25th	(3.7)	2001 - 18thT	(3.9%)	2001 - 19th	(35.7%)	2001 - 3rd	(23.6)	2001 - 18th	(19.9)
2000 - 16th	(313.4)	2000 - 8th	(4.3)	2000 - 21st	(3.8%)	2000 - 11th	(40.3%)	2000 - 12th	(22.3)	2000 - 14th	(20.8)
1999 - 24th	(298.6)	1999 - 10th	(4.1)	1999 - 23rd	(3.7%)	1999 - 31st	(28.4%)	1999 - 19th	(20.3)	1999 - 14th	(20.3)
1998 - 26th	(281.1)	1998 - 15th	(4.0)	1998 - 16th	(3.1%)	1998 - 28th	(30.9%)	1998 - 4th	(24.6)	1998 - 26th	(16.8)
1997 - 9th	(330.7)	1997 - 19th	(3.8)	1997 - 13th	(2.7%)	1997 - 20th	(36.1%)	1997 - 27th	(20.2)	1997 - 16th	(20.4)
1996 - 3rd	(357.7)	1996 - 7th	(4.2)	1996 - 19th	(3.5%)	1996 - 3rd	(43.8%)	1996 - 26th	(20.2)	1996 - 6th	(23.2)
YARDS PER PLAY AVERAGE		PASS NET YARDS/ GAME		SACKS PER PASS PLAY		4TH DOWN EFFICIENCY		GROSS PUNTING AVERAGE		RED ZONE SCORING TD PERCENTAGE	
2017 - 31st	(4.6)	2017 - 29th	(189.4)	2017 - 7th	(.045)	2017 - 4th	(62.5%)	2017 - 21st	(44.3)	2017 - 10th	(57.7%)
2016 - 24th	(5.2)	2016 - 12th	(256.3)	2016 - 7th	(.046)	2016 - 24thT	(42.1%)	2016 - 14th	(45.8)	2016 - 20th	(52.2%)
2015 - 22nd	(5.3)	2015 - 8th	(266.9)	2015 - 1st	(.034)	2015 - 15thT	(50.0%)	2015 - 7th	(46.7)	2015 - 26th	(48.9%)
2014 - 9th	(5.7)	2014 - 13th	(238.7)	2014 - 2nd	(.033)	2014 - 11thT	(50.0%)	2014 - 1st	(47.4)	2014 - 19th	(52.4%)
2013 - 32nd	(4.5)	2013 - 18th	(224.4)	2013 - 20th	(.072)	2013 - 22nd	(37.5%)	2013 - 13th	(45.5)	2013 - 31st	(46.2%)
2012 - 16th	(5.4)	2012 - 15th	(233.7)	2012 - 17th	(.063)	2012 - 22nd	(42.9%)	2012 - 8th	(47.1)	2012 - 11th	(57.1%)
2011 - 18th	(5.2)	2011 - 19th	(213.9)	2011 - 13th	(.057)	2011 - 6thT	(57.1%)	2011 - 9th	(46.5)	2011 - 17th	(51.0%)
2010 - 23rd	(5.1)	2010 - 20th	(208.4)	2010 - 25th	(.075)	2010 - 21stT	(40.0%)	2010 - 16th	(43.6)	2010 - 22nd	(49.0%)
2009 - 14th	(5.5)	2009 - 18th	(213.7)	2009 - 20th	(.066)	2009 - 19th	(46.2%)	2009 - 19th	(43.1)	2009 - 11th	(52.6%)
2008 - 25th	(4.9)	2008 - 28th	(175.5)	2008 - 22nd	(.071)	2008 - 6th	(63.6%)	2008 - 8th	(45.0)	2008 - 25th	(47.1%)
2007 - 28th	(4.6)	2007 - 23rd	(189.7)	2007 - 19th	(.065)	2007 - 13th	(52.4%)	2007 - 15th	(43.0)	2007 - 27th	(42.2%)
2006 - 22nd	(5.0)	2006 - 11th	(214.7)	2006 - 2nd	(.031)	2006 - 2nd	(72.7%)	2006 - 18th	(43.0)	2006 - 28th	(42.3%)
2005 - 27th	(4.4)	2005 - 22nd	(193.0)	2005 - 20th	(.069)	2005 - 9th	(57.9%)	2005 - 16th	(42.8)	2005 - 28thT	(38.1%)
2004 - 28th	(4.4)	2004 - 31st	(144.5)	2004 - 19th	(.070)	2004 - 30th	(26.7%)	2004 - 22nd	(40.6)	2004 - 20th	(50.0%)
2003 - 18th	(5.1)	2003 - 32nd	(140.9)	2003 - 31st	(.092)	2003 - 4th	(63.6%)	2003 - 17th	(40.8)	2003 - 29th	(42.0%)
2002 - 25th	(4.9)	2002 - 27th	(177.9)	2002 - 26th	(.079)	2002 - 15th	(53.8%)	2002 - 19th	(40.5)	2002 - 21st	(50.0%)
2001 - 23rd	(4.7)	2001 - 16th	(207.1)	2001 - 14th	(.067)	2001 - 30th	(23.1%)	2001 - 31st	(38.0)	2001 - 26th	(41.1%)
2000 - 21st	(4.7)	2000 - 22nd	(175.9)	2000 - 21st	(.079)	2000 - 31st	(16.7%)	2000 - 20th	(40.2)	2000 - 26th	(40.0%)
1999 - 24th	(4.6)	1999 - 25th	(189.0)	1999 - 27th	(.093)	1999 - 28th	(27.3%)	1999 - 13th	(41.9)	1999 - 30th	(34.1%)
1998 - 19th	(4.9)	1998 - 25th	(179.3)	1998 - 19th	(.079)	1998 - 18thT	(40.0%)	1998 - 16th	(42.9)	1998 - 30th	(37.5%)
1997 - 12th	(5.1)	1997 - 5th	(231.4)	1997 - 8th	(.059)	1997 - 7thT	(57.1%)	1997 - 14th	(42.7)	1997 - 20th	(47.6%)
1996 - 1st	(5.6)	1996 - 2nd	(248.6)	1996 - 14th	(.063)	1996 - 25thT	(40.0%)	1996 - 14th	(43.2)	1996 - 4th	(60.0%)
RUSHING YARDS/ GAME		NET YARDS PER PASS PLAY		1ST DOWNS PER GAME		PUNT RETURN AVERAGE		NET PUNTING AVERAGE		FIELD GOAL PERCENTAGE	
2017 - 11th	(116.0)	2017 - 32nd	(5.1)	2017 - 15thT	(19.4)	2017 - 5th	(10.1)	2017 - 20th	(39.9)	2017 - 6th	(91.9%)
2016 - 28th	(91.4)	2016 - 26th	(5.8)	2016 - 21st	(19.8)	2016 - 21st	(7.7)	2016 - 16th	(39.9)	2016 - 1st	(97.4%)
2015 - 26th	(92.4)	2015 - 22nd	(6.1)	2015 - 16th	(20.2)	2015 - 3rd	(11.3)	2015 - 2nd	(42.9)	2015 - 21st	(82.5%)
2014 - 8th	(126.2)	2014 - 12th	(6.7)	2014 - 10th	(21.6)	2014 - 14th	(9.1)	2014 - 1st	(43.3)	2014 - 15th	(85.3%)
2013 - 30th	(83.0)	2013 - 30th	(5.4)	2013 - 24th	(18.4)	2013 - 3rd	(14.2)	2013 - 22nd	(38.9)	2013 - 6thT	(92.7%)
2012 - 11th	(118.8)	2012 - 15th	(6.2)	2012 - 15th	(19.6)	2012 - 16th	(9.4)	2012 - 6th	(40.8)	2012 - 6th	(90.9%)
2011 - 10th	(124.8)	2011 - 19th	(6.3)	2011 - 15thT	(19.5)	2011 - 19th	(9.6)	2011 - 18th	(38.6)	2011 - 26th	(76.9%)
2010 - 14th	(114.4)	2010 - 13th	(6.8)	2010 - 18th	(18.9)	2010 - 24th	(7.4)	2010 - 4th	(39.2)	2010 - 6th	(89.7%)
2009 - 5th	(137.5)	2009 - 13th	(6.7)	2009 - 13th	(20.0)	2009 - 20th	(7.4)	2009 - 19th	(37.3)	2009 - 27th	(70.0%)
2008 - 4th	(148.5)	2008 - 17th	(6.5)	2008 - 14th	(18.8)	2008 - 19th	(8.6)	2008 - 5th	(39.9)	2008 - 24thT	(80.0%)
2007 - 16th	(112.3)	2007 - 29th	(5.4)	2007 - 20th	(18.2)	2007 - 9th	(9.7)	2007 - 24th	(35.5)	2007 - 17th	(84.4%)
2006 - 25th	(102.3)	2006 - 8th	(6.6)	2006 - 22ndT	(17.6)	2006 - 25thT	(7.8)	2006 - 10th	(37.6)	2006 - 1st	(93.3%)
2005 - 21st	(100.3)	2005 - 27th	(5.5)	2005 - 19th	(17.9)	2005 - 1st	(11.1)	2005 - 24th	(35.2)	2005 - 9th	(85.7%)
2004 - 9th	(128.9)	2004 - 31st	(5.0)	2004 - 30th	(16.3)	2004 - 7th	(10.3)	2004 - 23rd	(34.6)	2004 - 3rd	(90.6%)
2003 - 1st	(167.1)	2003 - 27th	(5.4)	2003 - 27th	(16.2)	2003 - 24th	(7.7)	2003 - 11th	(34.9)	2003 - 9th	(85.0%)
2002 - 16th	(112.0)	2002 - 25th	(5.9)	2002 - 27th	(16.3)	2002 - 8th	(11.8)	2002 - 20th	(32.9)	2002 - 10th	(80.7%)
2001 - 11th	(113.1)	2001 - 20th	(5.9)	2001 - 8th	(18.7)	2001 - 5th	(11.7)	2001 - 29th	(32.9)	2001 - 5th	(85.7%)
2000 - 5th	(137.4)	2000 - 24th	(5.6)	2000 - 18th	(18.0)	2000 - 1st	(15.8)	2000 - 21st	(33.9)	2000 - 4th	(89.7%)
1999 - 16th	(109.6)	1999 - 28th	(5.5)	1999 - 27th	(16.2)	1999 - 24th	(7.7)	1999 - 15th	(35.1)	1999 - 7th	(84.8%)
1998 - 20th	(101.8)	1998 - 21st	(6.0)	1998 - 30th	(15.2)	1998 - 5th	(12.6)	1998 - 6th	(37.5)	1998 - 21stT	(75.0%)
1997 - 22nd	(99.3)	1997 - 11th	(6.3)	1997 - 17th	(18.3)	1997 - 2nd	(13.4)	1997 - 9th	(36.6)	1997 - 19thT	(76.5%)
1996 - 14th	(109.1)	1996 - 4th	(7.0)	1996 - 2ndT	(21.1)	1996 - 18th	(9.4)	1996 - 6th	(37.2)	1996 - 22nd	(76.0%)

# ALL-TIME RANKINGS: DEFENSE

YARDS PER GAME AVERAGE		RUSHING YARDS/ ATTEMPT		PCT. OF PASSES INTERCEPTED		3RD DOWN EFFICIENCY		KICK RETURN AVERAGE		POINTS PER GAME AVERAGE	
2017 - 12th	(325.1)	2017 - 16th	(4.1)	2017 - 2nd	(3.9%)	2017 - 10th	(36.9%)	2017 - 1st	(18.6)	2017 - 6th	(18.9)
2016 - 7th	(322.1)	2016 - 5th	(3.7)	2016 - 1st	(3.1%)	2016 - 2nd	(35.0%)	2016 - 10th	(20.7)	2016 - 9th	(20.1)
2015 - 8th	(337.4)	2015 - 10th	(4.0)	2015 - 32nd	(1.1%)	2015 - 19th	(39.8%)	2015 - 23rd	(25.4)	2015 - 24th	(25.1)
2014 - 8th	(336.9)	2014 - 3rd	(3.6)	2014 - 26th	(1.8%)	2014 - 17th	(40.3%)	2014 - 14th	(23.1)	2014 - 6th	(18.9)
2013 - 12th	(335.5)	2013 - 5th	(3.8)	2013 - 12th	(2.9%)	2013 - 3rd	(33.5%)	2013 - 16th	(23.0)	2013 - 12th	(22.0)
2012 - 17th	(350.9)	2012 - 8th	(4.0)	2012 - 19th	(2.3%)	2012 - 7th	(35.8%)	2012 - 13th	(23.2)	2012 - 12thT	(21.5)
2011 - 3rd	(288.9)	2011 - 2nd	(3.5)	2011 - 19th	(2.8%)	2011 - 2nd	(32.1%)	2011 - 31st	(29.2)	2011 - 3rd	(16.6)
2010 - 10th	(318.9)	2010 - 8th	(3.9)	2010 - 13th	(3.2%)	2010 - 15th	(38.0%)	2010 - 32nd	(26.0)	2010 - 3rd	(16.9)
2009 - 3rd	(300.5)	2009 - 1st	(3.4)	2009 - 6th	(4.2%)	2009 - 11th	(36.7%)	2009 - 4th	(20.3)	2009 - 3rd	(16.3)
2008 - 2nd	(261.1)	2008 - 5th	(3.6)	2008 - 2nd	(4.9%)	2008 - 3rd	(33.5%)	2008 - 15th	(22.6)	2008 - 3rd	(15.3)
2007 - 6th	(301.6)	2007 - 1st	(2.8)	2007 - 10th	(3.5%)	2007 - 7th	(36.6%)	2007 - 24th	(23.7)	2007 - 22ndT	(24.0)
2006 - 1st	(264.1)	2006 - 2nd	(3.3)	2006 - 1st	(5.5%)	2006 - 1st	(28.8%)	2006 - 13th	(21.8)	2006 - 1st	(12.6)
2005 - 5th	(284.7)	2005 - 8th	(3.7)	2005 - 27th	(2.1%)	2005 - 10th	(36.1%)	2005 - 16th	(21.8)	2005 - 10th	(18.7)
2004 - 6th	(300.2)	2004 - 2nd	(3.6)	2004 - 3rd	(4.2%)	2004 - 8th	(34.4%)	2004 - 27th	(23.2)	2004 - 6th	(16.8)
2003 - 3rd	(281.0)	2003 - 3rd	(3.4)	2003 - 4th	(4.5%)	2003 - 2nd	(29.4%)	2003 - 16th	(21.4)	2003 - 6th	(17.6)
2002 - 22nd	(334.6)	2002 - 2nd	(3.7)	2002 - 4th	(4.4%)	2002 - 21st	(40.3%)	2002 - 25th	(22.6)	2002 - 19th	(22.1)
2001 - 2nd	(277.9)	2001 - 3rd	(3.4)	2001 - 21st	(2.9%)	2001 - 3rd	(30.8%)	2001 - 19th	(21.8)	2001 - 4th	(16.6)
2000 - 2nd	(247.9)	2000 - 1st	(2.7)	2000 - 4th	(4.4%)	2000 - 5th	(34.1%)	2000 - 10th	(21.3)	2000 - 1st	(10.3)
1999 - 2nd	(263.9)	1999 - 2nd	(3.1)	1999 - 14th	(3.5%)	1999 - 12th	(34.1%)	1999 - 16th	(21.1)	1999 - 6th	(17.3)
1998 - 22nd	(331.1)	1998 - 6th	(3.6)	1998 - 19th	(3.2%)	1998 - 22nd	(39.2%)	1998 - 10th	(20.5)	1998 - 16th	(20.9)
1997 - 25th	(335.2)	1997 - 5th	(3.6)	1997 - 14th	(3.1%)	1997 - 23rd	(40.3%)	1997 - 20th	(22.8)	1997 - 18th	(21.6)
1996 - 30th	(368.1)	1996 - 15th	(3.8)	1996 - 20th	(2.8%)	1996 - 30th	(48.2%)	1996 - 4th	(20.0)	1996 - 28th	(27.6)
YARDS PER PLAY AVERAGE		PASS NET YARDS/ GAME		SACKS PER PASS PLAY		4TH DOWN EFFICIENCY		GROSS PUNTING AVERAGE		RED ZONE SCORING TD PERCENTAGE	
2017 - 7th	(5.0)	2017 - 10th	(213.8)	2017 - 11th	(.067)	2017 - 11th	(37.5%)	2017 - 9th	(44.6)	2017 - 11th	(48.9%)
2016 - 8th	(5.2)	2016 - 9th	(232.8)	2016 - 24th	(.051)	2016 - 25thT	(68.8%)	2016 - 13th	(44.9)	2016 - 18th	(55.3%)
2015 - 13th	(5.4)	2015 - 10th	(233.6)	2015 - 13th	(.064)	2015 - 10thT	(44.4%)	2015 - 24th	(45.9)	2015 - 11th	(53.2%)
2014 - 8th	(5.2)	2014 - 23rd	(248.7)	2014 - 7th	(.076)	2014 - 8th	(35.7%)	2014 - 26th	(45.9)	2014 - 2nd	(42.6%)
2013 - 12th	(5.2)	2013 - 12th	(230.1)	2013 - 11th	(.068)	2013 - 23rdT	(57.1%)	2013 - 22nd	(45.8)	2013 - 7th	(48.8%)
2012 - 10th	(5.2)	2012 - 17th	(228.1)	2012 - 17th	(.062)	2012 - 17thT	(50.0%)	2012 - 26th	(46.2)	2012 - 2nd	(43.4%)
2011 - 2nd	(4.6)	2011 - 4th	(196.3)	2011 - 3rd	(.082)	2011 - 21st	(47.6%)	2011 - 8th	(43.6)	2011 - 1st	(38.1%)
2010 - 6th	(5.1)	2010 - 21st	(224.9)	2010 - 32nd	(.043)	2010 - 17thT	(50.0%)	2010 - 17th	(43.5)	2010 - 5th	(42.5%)
2009 - 3rd	(4.9)	2009 - 8thT	(207.3)	2009 - 20th	(.058)	2009 - 6th	(41.2%)	2009 - 13th	(43.4)	2009 - 4th	(41.9%)
2008 - 3rd	(4.5)	2008 - 2nd	(179.7)	2008 - 14th	(.060)	2008 - 1st	(18.8%)	2008 - 9th	(42.8)	2008 - 2nd	(35.9%)
2007 - 10th	(5.0)	2007 - 20th	(222.3)	2007 - 16th	(.061)	2007 - 18thT	(53.8%)	2007 - 17th	(43.1)	2007 - 3rd	(42.3%)
2006 - 1st	(4.5)	2006 - 6th	(188.2)	2006 - 1st	(.105)	2006 - 7th	(39.1%)	2006 - 29th	(44.9)	2006 - 1st	(33.3%)
2005 - 3rd	(4.6)	2005 - 8th	(184.9)	2005 - 11th	(.074)	2005 - 5thT	(33.3%)	2005 - 7th	(40.5)	2005 - 5th	(45.2%)
2004 - 5th	(4.8)	2004 - 10th	(195.1)	2004 - 12th	(.072)	2004 - 2nd	(25.0%)	2004 - 3rd	(40.1)	2004 - 2nd	(40.0%)
2003 - 1st	(4.4)	2003 - 4th	(175.3)	2003 - 1st	(.081)	2003 - 3rd	(29.4%)	2003 - 9th	(40.1)	2003 - 13th	(48.5%)
2002 - 10th	(5.1)	2002 - 26th	(224.4)	2002 - 23rd	(.054)	2002 - 29th	(71.4%)	2002 - 14th	(42.5)	2002 - 9th	(47.2%)
2001 - 1st	(4.4)	2001 - 8th	(189.7)	2001 - 9th	(.075)	2001 - 11thT	(40.0%)	2001 - 14th	(41.6)	2001 - 4th	(39.0%)
2000 - 2nd	(4.3)	2000 - 8th	(187.3)	2000 - 22nd	(.062)	2000 - 4th	(21.1%)	2000 - 31st	(44.5)	2000 - 2nd	(29.6%)
1999 - 1st	(4.1)	1999 - 6th	(186.9)	1999 - 9th	(.076)	1999 - 19th	(46.7%)	1999 - 21st	(42.9)	1999 - 16th	(47.6%)
1998 - 18th	(5.0)	1998 - 24th	(224.5)	1998 - 20th	(.067)	1998 - 8th	(36.4%)	1998 - 10th	(42.5)	1998 - 13th	(48.7%)
1997 - 18th	(5.0)	1997 - 28th	(229.6)	1997 - 18th	(.070)	1997 - 17thT	(50.0%)	1997 - 25th	(44.0)	1997 - 17th	(52.1%)
1996 - 29th	(5.5)	1996 - 30th	(248.1)	1996 - 26th	(.053)	1996 - 18th	(53.8%)	1996 - 13th	(42.4)	1996 - 24th	(56.7%)
RUSHING YARDS/ GAME		NET YARDS PER PASS PLAY		1ST DOWNS PER GAME		PUNT RETURN AVERAGE		NET PUNTING AVERAGE		FIELD GOAL PERCENTAGE	
2017 - 15th	(111.3)	2017 - 4th	(5.6)	2017 - 9th	(18.5)	2017 - 20th	(8.1)	2017 - 11th	(40.2)	2017 - 14thT	(84.8%)
2016 - 5th	(89.4)	2016 - 10th	(6.1)	2016 - 3rdT	(18.4)	2016 - 29th	(11.4)	2016 - 15th	(40.0)	2016 - 4th	(72.7%)
2015 - 12th	(103.8)	2015 - 16th	(6.4)	2015 - 12th	(19.4)	2015 - 2nd	(5.0)	2015 - 12th	(39.1)	2015 - 14thT	(83.3%)
2014 - 4th	(88.3)	2014 - 12th	(6.2)	2014 - 14thT	(19.4)	2014 - 9th	(7.2)	2014 - 20th	(40.0)	2014 - 16th	(83.3%)
2013 - 11th	(105.4)	2013 - 16th	(6.2)	2013 - 6thT	(17.8)	2013 - 17th	(9.1)	2013 - 4th	(37.5)	2013 - 25th	(91.4%)
2012 - 20th	(122.8)	2012 - 16th	(6.1)	2012 - 21stT	(20.4)	2012 - 7th	(7.8)	2012 - 27th	(41.2)	2012 - 32nd	(94.9%)
2011 - 2nd	(92.6)	2011 - 3rd	(5.9)	2011 - 4th	(16.8)	2011 - 24th	(11.9)	2011 - 14th	(38.4)	2011 - 29th	(90.3%)
2010 - 5th	(93.9)	2010 - 7th	(6.0)	2010 - 10thT	(17.7)	2010 - 11th	(8.1)	2010 - 27th	(39.1)	2010 - 19th	(84.4%)
2009 - 5th	(93.3)	2009 - 14th	(6.3)	2009 - 7thT	(17.5)	2009 - 10th	(7.6)	2009 - 11th	(37.2)	2009 - 30th	(88.9%)
2008 - 3rd	(81.4)	2008 - 3rd	(5.4)	2008 - 1st	(14.3)	2008 - 6th	(6.4)	2008 - 11th	(36.6)	2008 - 30th	(95.5%)
2007 - 2nd	(79.3)	2007 - 30th	(7.3)	2007 - 2ndT	(16.1)	2007 - 21st	(9.9)	2007 - 18th	(37.4)	2007 - 21st	(86.0%)
2006 - 2nd	(75.9)	2006 - 2nd	(5.9)	2006 - 1st	(14.8)	2006 - 20th	(9.2)	2006 - 28th	(38.3)	2006 - 8th	(73.9%)
2005 - 9th	(99.4)	2005 - 2nd	(5.6)	2005 - 10th	(17.3)	2005 - 22nd	(8.7)	2005 - 1st	(33.0)	2005 - 31st	(93.5%)
2004 - 8thT	(105.1)	2004 - 9th	(6.2)	2004 - 6th	(17.1)	2004 - 14th	(7.8)	2004 - 3rd	(33.1)	2004 - 17th	(83.9%)
2003 - 6th	(96.0)	2003 - 1st	(5.3)	2003 - 3rd	(15.5)	2003 - 10th	(8.4)	2003 - 13th	(34.0)	2003 - 30th	(90.3%)
2002 - 13th	(110.1)	2002 - 20th	(6.3)	2002 - 23rd	(19.8)	2002 - 24th	(11.8)	2002 - 10th	(32.8)	2002 - 29thT	(87.9%)
2001 - 4th	(88.2)	2001 - 2nd	(5.5)	2001 - 3rdT	(16.4)	2001 - 3rd	(5.5)	2001 - 4th	(33.6)	2001 - 2nd	(57.6%)
2000 - 1st	(60.6)	2000 - 7th	(5.7)	2000 - 2nd	(13.5)	2000 - 13th	(9.3)	2000 - 5th	(33.1)	2000 - 9th	(83.3%)
1999 - 2nd	(76.9)	1999 - 1st	(4.9)	1999 - 5thT	(16.2)	1999 - 25th	(10.9)	1999 - 29th	(36.9)	1999 - 11thT	(76.0%)
1998 - 16th	(106.6)	1998 - 23rd	(6.7)	1998 - 17th	(18.6)	1998 - 4th	(7.1)	1998 - 2nd	(33.6)	1998 - 25thT	(86.7%)
1997 - 10th	(105.6)	1997 - 23rd	(6.6)	1997 - 23rd	(19.1)	1997 - 11th	(8.7)	1997 - 11th	(35.5)	1997 - 6th	(70.6%)
1996 - 23rd	(120.0)	1996 - 29th	(7.4)	1996 - 29th	(21.9)	1996 - 16th	(10.1)	1996 - 16th	(35.6)	1996 - 27th	(90.3%)

# YEAR-BY-YEAR TOTALS/RANKINGS

## OFFENSE

YEAR	TOTAL PLAYS	1ST DOWNS	NET RUSH YARDS	LEAGUE RANK	NET PASS YARDS	LEAGUE RANK	TOTAL NET YARDS	LEAGUE RANK	TOTAL POINTS
1996	1,024	338	1,745	14	3,978	2	5,723	3	371
1997	1,043	292	1,589	22	3,702	5	5,291	9	326
1998	926	243	1,629	20	2,869	25	4,498	26	269
1999	1,033	259	1,754	16	3,024	25	4,778	24	324
2000	1,058	288	2,199	5	2,815	22	5,014	16	333
2001	1,080	299	1,810	11	3,314	16	5,124	14	303
2002	947	261	1,792	16	2,847	27	4,639	26	316
2003	1,009	259	2,674	1	2,255	32	4,929	21	391
2004	991	260	2,063	9	2,312	31	4,375	31	317
2005	1,056	286	1,605	21	3,088	22	4,693	24	265
2006	1,017	282	1,637	25	3,435	11	5,072	17	353
2007	1,042	291	1,797	16	3,035	23	4,832	22	275
2008	1,058	300	2,376	4	2,808	28	5,184	18	385
2009	1,014	320	2,200	5	3,419	18	5,619	13	391
2010	1,018	303	1,831	14	3,335	20	5,166	22	357
2011	1,036	312	1,996	10	3,423	19	5,419	15	378
2012	1,042	314	1,901	11	3,739	15	5,640	16	398
2013	1,090	295	1,328	30	3,590	18	4,918	29	320
2014	1,022	345	2,019	8	3,819	13	5,838	12	409 <sup>^</sup>
2015	1,083	323	1,478	26	4,271	8	5,749	14	328
2016	1,079	316	1,463	28	4,100	12	5,563	17	343
2017	1,054	311	1,856	11	3,030	29	4,886	27	395

## DEFENSE

YEAR	TOTAL PLAYS	1ST DOWNS	NET RUSH YARDS	LEAGUE RANK	NET PASS YARDS	LEAGUE RANK	TOTAL NET YARDS	LEAGUE RANK	TOTAL POINTS
1996	1,075	351	1,920	23	3,969	30	5,889	30	441
1997	1,068	306	1,690	10	3,673	28	5,363	25	345
1998	1,050	298	1,705	16	3,592	24	5,297	22	335
1999	1,040	260	1,231	2	2,991	6	4,222	2	277
2000	924	216	970	1	2,997	8	3,967	2	165*
2001	1,010	262	1,411	4	3,035	8	4,446	2	265
2002	1,077	316	1,762	13	3,591	26	5,353	22	354
2003	1,026	248	1,536	6	2,805	4	4,341	3	281
2004	1,009	273	1,681	8T	3,122	10	4,803	6	268
2005	998	277	1,591	9	2,964	8	4,555	5	299
2006	936	236	1,214	2	3,011	6	4,225	1	201
2007	968	258	1,268	2	3,557	20	4,825	6	384
2008	928	228	1,302	3	2,875	2	4,177	2	244
2009	991	280	1,492	5	3,316	8T	4,808	3	261
2010	1,007	284	1,503	5	3,599	21	5,102	10	270
2011	1,002	269	1,482	2	3,140	4	4,622	3	266
2012	1,086	326	1,965	20	3,650	17	5,615	17	344
2013	1,032	284	1,687	11	3,681	12	5,368	12	352
2014	1,034	311	1,412	4	3,979	23	5,391	8	302
2015	1,000	311	1,661	12	3,737	10	5,398	8	401
2016	993	294	1,430	5	3,724	9	5,154	7	321
2017	1,045	296	1,780	15	3,421	10	5,201	12	303

\* 16-game NFL record    ^ Franchise record



## DEFENSIVE DOMINANCE

Entering the 2018 season, the Ravens' defense ranks in the Top 3 in several major defensive categories dating back to its 2000 Super Bowl-winning campaign. Below is where Baltimore's stout unit stands since 2000.

### POINTS PER GAME ALLOWED (2000-17)

1. Pittsburgh ..... 18.2
- 2. Baltimore ..... 18.3**
3. New England ..... 18.7

### OPPONENT QB RATING (2000-17)

- 1. Baltimore ..... 75.8**
2. Pittsburgh ..... 78.5
3. Green Bay ..... 79.9

### NET YARDS ALLOWED (2000-17)

1. Pittsburgh ..... 296.3
- 2. Baltimore ..... 303.3**
3. Denver ..... 319.8

### RUSHING YPG ALLOWED (2000-17)

1. Pittsburgh ..... 92.0
- 2. Baltimore ..... 94.3**
3. Minnesota ..... 103.5



# SERVICE/SCORING RECORDS

## SERVICE RECORDS

### MOST COMPLETED SEASONS

17	Ray Lewis (1996-2012)
<b>15</b>	<b>Terrell Suggs (2003-present)</b>
13	Matt Stover (1996-2008)
<b>12</b>	<b>Sam Koch (2006-present)</b>
	Jonathan Ogden (1996-2007)
<b>11</b>	<b>Marshal Yanda (2007-present)</b>
	Ed Reed (2002-12)
	Mike Flynn (1997-2007)

### MOST CONSECUTIVE STARTS

<b>122</b>	<b>Joe Flacco (2008-15)</b>
80	Michael Oher (2009-13)
	Jarret Johnson (2007-11)
73	Michael McCrary (1997-2001)
	Jamie Sharper (1997-2001)
64	Matt Birk (2009-12)
	Rod Woodson (1998-2001)

### MOST GAMES PLAYED

228	Ray Lewis (1996-2012)
<b>213</b>	<b>Terrell Suggs (2003-present)</b>
207	Matt Stover (1996-2008)
<b>192</b>	<b>Sam Koch (2006-present)</b>
177	Jonathan Ogden (1996-2007)
160	Ed Reed (2002-12)
<b>154</b>	<b>Joe Flacco (2008-present)</b>
<b>146</b>	<b>Marshal Yanda (2007-present)</b>

### MOST CONSECUTIVE GAMES PLAYED

<b>192</b>	<b>Sam Koch (2006-present)</b>
129	Jarret Johnson (2003-11)
<b>122</b>	<b>Joe Flacco (2008-15)</b>
111	Peter Boulware (1997-2003)
110	Matt Stover (2002-08)
<b>105</b>	<b>Terrell Suggs (2003-09)</b>
97	Matt Stover (1996-2002)

## SCORING RECORDS

### MOST POINTS SCORED

<b>CAREER</b>	
1,464	Matt Stover (402 PATs, 354 FGs), 1996-2008
<b>811</b>	<b>Justin Tucker (205 PATs, 202 FGs), 2012-17</b>
294	Billy Cundiff (96 PATs, 66 FGs), 2009-11
<b>SEASON</b>	
<b>141</b>	<b>Justin Tucker (39 PATs, 34 FGs), 2017</b>
	<b>Justin Tucker (27 PATs, 38 FGs), 2016</b>
<b>140</b>	<b>Justin Tucker (26 PATs, 38 FGs), 2013</b>
135	Matt Stover (30 PATs, 35 FGs), 2000
134	Matt Stover (35 PATs, 33 FGs), 2003
<b>GAME</b>	
24	Marcus Robinson (11/23/03 vs. Sea.), 4 TDs
<b>18</b>	<b>Justin Tucker (12/16/13 at Det.), 6 FGs</b>
	Ray Rice (10/30/11 vs. Ari.), 3 TDs
	Torrey Smith (9/25/11 at STL), 3 TDs
	Anquan Boldin (9/26/10 vs. Cle.), 3 TDs
	Willis McGahee (1/3/10 at Oak.), 3 TDs
	Jamal Lewis (twice, 11/19/06 vs. Atl.; 12/7/03 vs. Cin.), 3 TDs
	Matt Stover (9/21/97 at Ten.), 5 FGs, 3 PATs
	Qadry Ismail (12/12/99 at Pit.), 3 TDs
	Jermaine Lewis (12/7/97 vs. Sea.), 3 TDs
	Michael Jackson (12/22/96 vs. Hou.), 3 TDs

### MOST POINTS BY A ROOKIE

<b>SEASON</b>	
<b>132</b>	<b>Justin Tucker (2012), 30 FGs, 42 PATs</b>
44	Marlon Brown (2013), 7 TDs, 1 (2-pt.)
42	Torrey Smith (2011), 7 TDs
38	Jamal Lewis (2000), 6 TDs, 1 (2-pt.)
<b>GAME</b>	
18	Torrey Smith (9/25/11 at STL), 3 TDs
<b>15</b>	<b>Justin Tucker (12/23/12 vs. NYG), 4 FGs, 3 PATs</b>
14	Marlon Brown (11/3/13 at Cle.), 2 TDs, 1 2-pt.
<b>14</b>	<b>Justin Tucker (9/10/12 vs. Cin.), 3 FGs, 5 PATs</b>
<b>13</b>	<b>Justin Tucker (11/11/12 vs. Oak.), 2 FGs, 7 PATs</b>

### MOST CONSECUTIVE GAMES SCORING

92 Matt Stover (9/30/02-12/16/07)

### MOST TOUCHDOWNS

<b>CAREER</b>	
47	Jamal Lewis (2000-06), 45 rush, 2 rec.
43	Ray Rice (2008-13), 37 rush, 6 rec.
41	Todd Heap (2001-10), 41 rec.
35	Willis McGahee (2007-10), 31 rush, 4 rec.
<b>SEASON</b>	
15	Ray Rice (2011), 12 rush, 3 rec.
14	Willis McGahee (2009), 12 rush, 2 rec.
	Jamal Lewis (2003), 14 rush
	Michael Jackson (1996), 14 rec.
11	Torrey Smith (2014), 11 rec.
	Le'Ron McClain (2008), 10 rush, 1 rec.
<b>GAME</b>	
4	Marcus Robinson (11/23/03 vs. Sea.), 4 rec.
3	Ray Rice (10/30/11 vs. Ari.), 3 rush
	Torrey Smith (9/25/11 at STL), 3 rec.
	Anquan Boldin (9/26/10 vs. Cle.), 3 rec.
	Willis McGahee (1/3/10 at Oak.), 3 rush
	Jamal Lewis (twice, 11/19/06 vs. Atl.; 12/7/03 vs. Cin.), 3 rush
	Qadry Ismail (12/12/99 at Pit.), 3 rec.
	Jermaine Lewis (12/7/97 vs. Sea.), 2 PR, 1 rec.
	Michael Jackson (12/22/96 vs. Hou.), 3 rec.

### MOST TOUCHDOWNS, ROOKIE SEASON

7	Marlon Brown (2013), 7 rec.
	Torrey Smith (2011), 7 rec.
6	Jamal Lewis (2000), 6 rush

### MOST CONSECUTIVE GAMES SCORING A TD

7	Willis McGahee, 2007 (games 6-12)
5	Ray Rice, 2009 (games 5-9)
	Michael Jackson, 1996 (games 7-11)
<b>4</b>	<b>Alex Collins, 2017 (games 10-13)</b>
	Willis McGahee, 2009 (games 1-4)
	Jamal Lewis, 2003 (games 1-4)

### MOST (KICKING) PAT ATTEMPTED

<b>CAREER</b>	
403	Matt Stover (1996-2008)
<b>205</b>	<b>Justin Tucker (2012-17)</b>
96	Billy Cundiff (2009-11)
<b>SEASON</b>	
<b>42</b>	<b>Justin Tucker (2014, 2012)</b>
41	Matt Stover (2008)
<b>39</b>	<b>Justin Tucker (2017); Billy Cundiff (2010)</b>
<b>GAME</b>	
7	Justin Tucker (11/11/12 vs. Oak.)
<b>6</b>	<b>Justin Tucker (10/12/14 at TB)</b>
	Billy Cundiff (12/13/09 vs. Det.)
	Matt Stover (12/19/05 vs. GB)

### MOST (KICKING) PAT MADE

<b>CAREER</b>	
402	Matt Stover (1996-2008)
<b>205</b>	<b>Justin Tucker (2012-17)</b>
96	Billy Cundiff (2009-11)
<b>SEASON</b>	
<b>42</b>	<b>Justin Tucker (2014, 2012)</b>
41	Matt Stover (2008)
<b>39</b>	<b>Justin Tucker (2017); Billy Cundiff (2010)</b>
<b>GAME</b>	
7	Justin Tucker (11/11/12 vs. Oak.)
<b>6</b>	<b>Justin Tucker (10/12/14 at TB)</b>
	Billy Cundiff (12/13/09 vs. Det.)
	Matt Stover (12/19/05 vs. GB)

### MOST CONSECUTIVE (KICKING) PAT MADE

389 Matt Stover (10/27/96-12/28/09)

### HIGHEST (KICKING) PAT PERCENTAGE

<b>CAREER (MIN. 40 ATT.)</b>	
<b>1.000</b>	<b>Justin Tucker (2012-17, 205 of 205)</b>
1.000	Billy Cundiff (2009-11, 96 of 96)
.998	Matt Stover (1996-2008, 402 of 403)

### MOST 2-POINT CONVERSIONS

<b>CAREER</b>	
5	Todd Heap (2001-10)
3	Michael Jackson (1996-98)
<b>SEASON</b>	
*4	Todd Heap (2003)
2	Steve Smith Sr. (2016)
	Floyd Turner (1998), Michael Jackson (1996)
<b>GAME</b>	
**2	Todd Heap (10/19/03 at Cin.)
	Michael Jackson (10/6/96 vs. NE)

### MOST FIELD GOALS ATTEMPTED

<b>CAREER</b>	
418	Matt Stover (1996-2008)
<b>224</b>	<b>Justin Tucker (2012-17)</b>
83	Billy Cundiff (2009-11)
<b>SEASON</b>	
<b>41</b>	<b>Justin Tucker (2013)</b>
<b>40</b>	<b>Justin Tucker (2015)</b>
<b>39</b>	<b>Justin Tucker (2016), Matt Stover (2000)</b>
<b>GAME</b>	
<b>6</b>	<b>Justin Tucker (12/16/13 at Det.)</b>
	Billy Cundiff (11/22/09 vs. Ind.)
	Matt Stover (9/21/97 at Ten.)

### MOST FIELD GOALS MADE

<b>CAREER</b>	
354	Matt Stover (1996-2008)
<b>202</b>	<b>Justin Tucker (2012-17)</b>
66	Billy Cundiff (2009-11)
<b>SEASON</b>	
<b>38</b>	<b>Justin Tucker (2016, 2013)</b>
35	Matt Stover (2000)
<b>GAME</b>	
<b>6</b>	<b>Justin Tucker (12/16/13 at Det.)</b>
5	8 times, last by Justin Tucker (11/11/15 vs. SD)
<b>MOST CONSECUTIVE FIELD GOALS MADE</b>	
36	Matt Stover (10/31/05-11/19/06)
<b>35</b>	<b>Justin Tucker (12/13/15-12/12/16)</b>
<b>33</b>	<b>Justin Tucker (9/22/13-12/16/13)</b>
22	Matt Stover (11/7/99-9/17/00)

### MOST FIELD GOALS, 1 QUARTER

<b>3</b>	<b>Justin Tucker (1/3/16 at Cin. - 2nd qrt)</b>
	<b>Justin Tucker (9/11/14 vs. Pit. - 4th qrt)</b>
	<b>Justin Tucker (12/16/13 at Det. - 2nd qrt)</b>
	Matt Stover, 8 times, last on 11/18/07 vs. Cle. - 4th qrt

### MOST CONSECUTIVE GAMES SCORING FGS

\*38 Matt Stover (10/31/99 - 12/16/01)

### LONGEST FIELD GOAL MADE

<b>61</b>	<b>Justin Tucker (12/16/13 at Det.)</b>
<b>57</b>	<b>Justin Tucker (10/22/17 at Min.)</b>
	<b>Justin Tucker (11/27/16 vs. Cin.)</b>
<b>56</b>	<b>Justin Tucker (9/16/12 at Phi.)</b>
	Wade Richey (9/14/03 vs. Cle.)

### LONGEST FIELD GOAL ATTEMPTED

<b>64B</b>	<b>Justin Tucker (10/12/14 at TB)</b>
<b>62SH</b>	<b>Justin Tucker (10/11/17 vs. Pit.)</b>
<b>61G</b>	<b>Justin Tucker (12/16/13 at Det.)</b>
<b>58WR</b>	<b>Justin Tucker (9/17/17 vs. Cle.)</b>
<b>58WR</b>	<b>Justin Tucker (11/15/15 vs. Jax.)</b>

### HIGHEST FIELD GOAL PERCENTAGE

<b>CAREER (MIN. 50 ATT.)</b>	
<b>90.2</b>	<b>Justin Tucker (2012-17), 202 of 224</b>
84.7	Matt Stover (1996-2008), 354 of 418
79.5	Billy Cundiff (2009-11), 66 of 83
<b>SEASON (MIN. 16 ATT.)</b>	
<b>97.4</b>	<b>Justin Tucker (2016), 38-39</b>
93.3	Matt Stover (2006), 28-30
<b>92.7</b>	<b>Justin Tucker (2013), 38-41</b>
<b>91.9</b>	<b>Justin Tucker (2017), 34-37</b>

### MOST SAFETIES

<b>CAREER</b>	
2	Jameel McClain (2008-13)
<b>1</b>	<b>Terrell Suggs (2003-17)</b>
	Ray Lewis (1996-2011)
	Ed Reed (2002-11)
	Rob Burnett (1996-2001)
	Michael McCrary (1997-2002)
	Adaluis Thomas (2000-06)
<b>SEASON</b>	
2	Jameel McClain (2008)
<b>1</b>	<b>Terrell Suggs (2014)</b>
	Ed Reed (2006)
	Ray Lewis (1999)
	Adaluis Thomas (2006)
	Michael McCrary (2000)
	Rob Burnett (1998)
<b>GAME</b>	
1	8 times, last by Terrell Suggs (10/19/14 vs. Atl.)

\* NFL Record

\*\* Ties NFL Record

# ALL-TIME SCORING

RK	NAME (SEASONS)	-----TOUCHDOWNS-----				-----PATS-----		---FIELD GOALS---		2PT	S	PTS
		TOTAL	RUN	REC	RET	MADE	ATT	MADE	ATT			
1	Matt Stover (1996-2008)	0	0	0	0	402	403	354	418	0	0	1,464
2	<b>Justin Tucker (2012-17)</b>	<b>0</b>	<b>0</b>	<b>0</b>	<b>0</b>	<b>205</b>	<b>205</b>	<b>202</b>	<b>224</b>	<b>0</b>	<b>0</b>	<b>811</b>
3	Billy Cundiff (2009-11)	0	0	0	0	96	96	66	83	0	0	294
4	Jamal Lewis (2000-06)	47	45	2	0	0	0	0	0	1	0	284
5	Ray Rice (2008-13)	43	37	6	0	0	0	0	0	1	0	260
6	Todd Heap (2001-10)	41	0	41	0	0	0	0	0	5	0	256
7	Willis McGahee (2007-10)	35	31	4	0	0	0	0	0	0	0	210
8	Torrey Smith (2011-14)	30	0	30	0	0	0	0	0	1	0	182
9	Derrick Mason (2005-10)	29	0	29	0	0	0	0	0	1	0	176
10	Jermaine Lewis (1996-2001)	22	0	16	6	0	0	0	0	0	0	132
11	Michael Jackson (1996-98)	18	0	18	0	0	0	0	0	3	0	114
12	Derrick Alexander (1996-97)	18	0	18	0	0	0	0	0	1	0	110
	Qadry Ismail (1999-2001)	18	0	18	0	0	0	0	0	1	0	110
14	<b>Joe Flacco (2008-17)</b>	<b>16</b>	<b>16</b>	<b>0</b>	<b>0</b>	<b>0</b>	<b>0</b>	<b>0</b>	<b>0</b>	<b>0</b>	<b>0</b>	<b>96</b>
15	Travis Taylor (2000-04)	15	0	15	0	0	0	0	0	0	0	90
16	Steve Smith Sr. (2014-16)	14	0	14	0	0	0	0	0	2	0	88
17	Anquan Boldin (2010-12)	14	0	14	0	0	0	0	0	1	0	86
18	Mark Clayton (2005-09)	14	2	12	0	0	0	0	0	0	0	84
	Le'Ron McClain (2007-10)	14	12	2	0	0	0	0	0	0	0	84
20	Ed Reed (2002-12)	13	0	0	13	0	0	0	0	0	1	80
21	Dennis Pitta (2010-16)	13	0	13	0	0	0	0	0	0	0	78
22	Priest Holmes (1997-2000)	11	10	1	0	0	0	0	0	0	0	66
23	Justin Forsett (2014-16)	10	10	0	0	0	0	0	0	1	0	62
24	Kamar Aiken (2014-16)	10	0	9	1	0	0	0	0	0	0	60
25	Steve Hauschka (2008-09)	0	0	0	0	27	28	10	15	0	0	57
26	<b>Javorius Allen (2015-17)</b>	<b>9</b>	<b>5</b>	<b>4</b>	<b>0</b>	<b>0</b>	<b>0</b>	<b>0</b>	<b>0</b>	<b>0</b>	<b>0</b>	<b>54</b>
	Bam Morris (1996-97)	9	8	1	0	0	0	0	0	0	0	54
28	Mike Wallace (2016-17)	8	0	8	0	0	0	0	0	1	0	50
29	Patrick Johnson (1998-2001, 2005)	8	0	7	1	0	0	0	0	0	0	48
	Jacoby Jones (2012-14)	8	0	3	5	0	0	0	0	0	0	48
	Terrance West (2015-17)	8	7	1	0	0	0	0	0	0	0	48
	Daniel Wilcox (2004-08)	8	0	8	0	0	0	0	0	0	0	48
33	Floyd Turner (1996, 1998)	7	0	7	0	0	0	0	0	2	0	46
34	Marlon Brown (2013-15)	7	0	7	0	0	0	0	0	1	0	44
	Chester Taylor (2002-05)	7	4	3	0	0	0	0	0	1	0	44
36	Ed Dickson (2010-13)	7	0	7	0	0	0	0	0	0	0	42
	Eric Green (1996-98)	7	0	7	0	0	0	0	0	0	0	42
	Chris McAlister (1999-2008)	7	0	0	7	0	0	0	0	0	0	42
	Errict Rhett (1998-99)	7	5	2	0	0	0	0	0	0	0	42
	Shannon Sharpe (2000-01)	7	0	7	0	0	0	0	0	0	0	42
	Brandon Stokley (1999-2002, 2013)	7	0	7	0	0	0	0	0	0	0	42
42	Kyle Juszczyk (2013-16)	6	1	5	0	0	0	0	0	1	0	38
43	<b>Alex Collins (2017)</b>	<b>6</b>	<b>6</b>	<b>0</b>	<b>0</b>	<b>0</b>	<b>0</b>	<b>0</b>	<b>0</b>	<b>0</b>	<b>0</b>	<b>36</b>
	Crockett Gillmore (2014-17)	6	0	6	0	0	0	0	0	0	0	36
	<b>Chris Moore (2016-17)</b>	<b>6</b>	<b>0</b>	<b>3</b>	<b>3</b>	<b>0</b>	<b>0</b>	<b>0</b>	<b>0</b>	<b>0</b>	<b>0</b>	<b>36</b>
	Marcus Robinson (2003-03)	6	0	6	0	0	0	0	0	0	0	36
47	Earnest Byner (1996-97)	5	4	1	0	0	0	0	0	1	0	32
	Clarence Moore (2004-06)	5	0	5	0	0	0	0	0	1	0	32
	Adalius Thomas (2000-06)	5	0	0	5	0	0	0	0	0	1	32
50	Jason Brookins (2001)	5	5	0	0	0	0	0	0	0	0	30
	Terry Jones (2002-05)	5	0	5	0	0	0	0	0	0	0	30
	Bernard Pierce (2012-14)	5	5	0	0	0	0	0	0	0	0	30
	Lorenzo Taliaferro (2014-16)	5	5	0	0	0	0	0	0	0	0	30
	Rod Woodson (1998-2001)	5	0	0	5	0	0	0	0	0	0	30
55	Justin Armour (1999)	4	0	4	0	0	0	0	0	0	0	24
	Obafemi Ayanbadejo (1999-2001)	4	2	2	0	0	0	0	0	0	0	24
	Michael Campanaro (2014-17)	4	1	2	1	0	0	0	0	0	0	24
	Owen Daniels (2014)	4	0	4	0	0	0	0	0	0	0	24
	Randy Hymes (2002-05)	4	0	4	0	0	0	0	0	0	0	24
	Alan Ricard (2001-05)	4	2	0	2	0	0	0	0	0	0	24
	Musa Smith (2003-07)	4	4	0	0	0	0	0	0	0	0	24
	Benjamin Watson (2016-17)	4	0	4	0	0	0	0	0	0	0	24
	Demetrius Williams (2006-09)	4	0	4	0	0	0	0	0	0	0	24
64	Ray Lewis (1996-2012)	3	0	0	3	0	0	0	0	0	1	20
65	Terry Allen (2001)	3	3	0	0	0	0	0	0	0	0	18
	Stoney Case (1999)	3	3	0	0	0	0	0	0	0	0	18

# ALL-TIME SCORING (CONT'D)

RK	NAME (SEASONS)	TOUCHDOWNS				PATS		FIELD GOALS		2PT	S	PTS
		TOTAL	RUN	REC	RET	MADE	ATT	MADE	ATT			
	Dallas Clark (2013)	3	0	3	0	0	0	0	0	0	0	18
	Devard Darling (2004-07)	3	0	3	0	0	0	0	0	0	0	18
	<b>Kenneth Dixon (2016-17)</b>	<b>3</b>	<b>2</b>	<b>1</b>	<b>0</b>	<b>0</b>	<b>0</b>	<b>0</b>	<b>0</b>	<b>0</b>	<b>0</b>	<b>18</b>
	Yamon Figurs (2007-08)	3	0	1	2	0	0	0	0	0	0	18
	T.J. Houshmandzadeh (2010)	3	0	3	0	0	0	0	0	0	0	18
	Dawan Landry (2006-10)	3	0	0	3	0	0	0	0	0	0	18
	Jeremy Maclin (2017)	3	0	3	0	0	0	0	0	0	0	18
	<b>Breshad Perriman (2015-17)</b>	<b>3</b>	<b>0</b>	<b>3</b>	<b>0</b>	<b>0</b>	<b>0</b>	<b>0</b>	<b>0</b>	<b>0</b>	<b>0</b>	<b>18</b>
	B.J. Sams (2004-07)	3	1	0	2	0	0	0	0	0	0	18
	<b>Jimmy Smith (2011-17)</b>	<b>3</b>	<b>0</b>	<b>0</b>	<b>3</b>	<b>0</b>	<b>0</b>	<b>0</b>	<b>0</b>	<b>0</b>	<b>0</b>	<b>18</b>
	Lardarius Webb (2009-17)	3	0	0	3	0	0	0	0	0	0	18
	Chad Williams (2002-05)	3	0	0	3	0	0	0	0	0	0	18
79	<b>Terrell Suggs (2003-17)</b>	<b>2</b>	<b>0</b>	<b>0</b>	<b>2</b>	<b>0</b>	<b>0</b>	<b>0</b>	<b>0</b>	<b>0</b>	<b>1</b>	<b>14</b>
	Vinny Testaverde (1996-97)	2	2	0	0	0	0	0	0	1	0	14
81	Kyle Boller (2003-07)	2	2	0	0	0	0	0	0	0	0	12
	Tandon Doss (2011-13)	2	0	1	1	0	0	0	0	0	0	12
	Sam Gash (2000-02)	2	0	2	0	0	0	0	0	0	0	12
	Jay Graham (1997-99)	2	2	0	0	0	0	0	0	0	0	12
	Corey Harris (1998-2001)	2	0	0	2	0	0	0	0	0	0	12
	Will Hill III (2014-15)	2	0	0	2	0	0	0	0	0	0	12
	Jarret Johnson (2003-11)	2	0	0	2	0	0	0	0	0	0	12
	Ron Johnson (2002-03)	2	0	1	1	0	0	0	0	0	0	12
	Brian Kinchen (1996-98)	2	0	2	0	0	0	0	0	0	0	12
	Vonta Leach (2011-13)	1	1	1	0	0	0	0	0	0	0	12
	<b>C.J. Mosley (2014-17)</b>	<b>2</b>	<b>0</b>	<b>0</b>	<b>2</b>	<b>0</b>	<b>0</b>	<b>0</b>	<b>0</b>	<b>0</b>	<b>0</b>	<b>12</b>
	Ovie Mughelli (2003-06)	2	0	2	0	0	0	0	0	0	0	12
	Jonathan Ogden (1996-07)	2	0	2	0	0	0	0	0	0	0	12
	Roosevelt Potts (1998)	2	0	2	0	0	0	0	0	0	0	12
	<b>Patrick Ricard (2017)</b>	<b>2</b>	<b>0</b>	<b>2</b>	<b>0</b>	<b>0</b>	<b>0</b>	<b>0</b>	<b>0</b>	<b>0</b>	<b>0</b>	<b>12</b>
	Troy Smith (2007-09)	2	2	0	0	0	0	0	0	0	0	12
	Darren Waller (2015-17)	2	0	2	0	0	0	0	0	0	0	12
	Kelley Washington (2009)	2	0	2	0	0	0	0	0	0	0	12
	<b>Maxx Williams (2015-17)</b>	<b>2</b>	<b>0</b>	<b>2</b>	<b>0</b>	<b>0</b>	<b>0</b>	<b>0</b>	<b>0</b>	<b>0</b>	<b>0</b>	<b>12</b>
	Ricky Williams (2011)	2	2	0	0	0	0	0	0	0	0	12
101	Jameel McClain (2008-13)	1	0	0	1	0	0	0	0	0	2	10
102	Chuck Evans (1999-2000)	1	0	1	0	0	0	0	0	1	0	8
	Shayne Graham (2011)	0	0	0	0	2	2	2	2	0	0	8
	<b>Sam Koch (2006-17)</b>	<b>1</b>	<b>1</b>	<b>0</b>	<b>0</b>	<b>0</b>	<b>0</b>	<b>0</b>	<b>0</b>	<b>1</b>	<b>0</b>	<b>8</b>
105	Anthony Allen (2011-12)	1	1	0	0	0	0	0	0	0	0	6
	Mike Anderson (2006-07)	1	1	0	0	0	0	0	0	0	0	6
	Herman Arvie (1996)	1	0	1	0	0	0	0	0	0	0	6
	Jeff Blake (2002)	1	1	0	0	0	0	0	0	0	0	6
	Lamont Brightful (2002-03)	1	0	0	1	0	0	0	0	0	0	6
	Mike Caldwell (1996)	1	0	0	1	0	0	0	0	0	0	6
	Kaelin Clay (2015-16)	1	0	0	1	0	0	0	0	0	0	6
	Kenyon Cotton (1997-98)	1	1	0	0	0	0	0	0	0	0	6
	Randall Cunningham (2001)	1	1	0	0	0	0	0	0	0	0	6
	Greg DeLong (1999)	1	0	1	0	0	0	0	0	0	0	6
	Darnell Dinkins (2004-05)	1	0	1	0	0	0	0	0	0	0	6
	Dwan Edwards (2004-09)	1	0	0	1	0	0	0	0	0	0	6
	Chris Givens (2015)	1	0	1	0	0	0	0	0	0	0	6
	Elvis Grbac (2001)	1	1	0	0	0	0	0	0	0	0	6
	Kevin Johnson (2004)	1	0	1	0	0	0	0	0	0	0	6
	James Jones (1996-98)	1	0	1	0	0	0	0	0	0	0	6
	John Jones (2000-03)	1	0	1	0	0	0	0	0	0	0	6
	Antonio Langham (1996-97)	1	0	0	1	0	0	0	0	0	0	6
	Jim Leonhard (2008)	1	0	0	1	0	0	0	0	0	0	6
	Chris Matthews (2015-17)	1	0	1	0	0	0	0	0	0	0	6
	<b>Vince Mayle (2017)</b>	<b>1</b>	<b>1</b>	<b>0</b>	<b>0</b>	<b>0</b>	<b>0</b>	<b>0</b>	<b>0</b>	<b>0</b>	<b>0</b>	<b>6</b>
	Steve McNair (2006-07)	1	1	0	0	0	0	0	0	0	0	6
	Haloti Ngata (2006-14)	1	0	0	1	0	0	0	0	0	0	6
	Ronnie Prude (2006-07)	1	0	0	1	0	0	0	0	0	0	6
	Bobby Rainey (2017)	1	0	0	1	0	0	0	0	0	0	6
	David Reed (2010-12)	1	0	0	1	0	0	0	0	0	0	6
	James Roe (1996-98)	1	0	1	0	0	0	0	0	0	0	6



# ALL-TIME SCORING (CONT'D)

RK	NAME (SEASONS)	TOUCHDOWNS				PATS		FIELD GOALS		2PT	S	PTS
		TOTAL	RUN	REC	RET	MADE	ATT	MADE	ATT			
	Cory Ross (2006-07)	1	1	0	0	0	0	0	0	0	0	6
	Deion Sanders (2004-05)	1	0	0	1	0	0	0	0	0	0	6
	Jamie Sharper (1997-2001)	1	0	0	1	0	0	0	0	0	0	6
	Daryl Smith (2013-15)	1	0	0	1	0	0	0	0	0	0	6
	Duane Starks (1998-2001)	1	0	0	1	0	0	0	0	0	0	6
	Quinn Sypniewski (2006-07)	1	0	1	0	0	0	0	0	0	0	6
	Tyrod Taylor (2011-14)	1	1	0	0	0	0	0	0	0	0	6
	<b>Eric Weddle (2016-17)</b>	<b>1</b>	<b>0</b>	<b>0</b>	<b>1</b>	<b>0</b>	<b>0</b>	<b>0</b>	<b>0</b>	<b>0</b>	<b>0</b>	<b>6</b>
	<b>Brandon Williams (2013-17)</b>	<b>1</b>	<b>0</b>	<b>0</b>	<b>1</b>	<b>0</b>	<b>0</b>	<b>0</b>	<b>0</b>	<b>0</b>	<b>0</b>	<b>6</b>
	Calvin Williams (1996)	1	0	1	0	0	0	0	0	0	0	6
	Cary Williams (2009-12)	1	0	0	1	0	0	0	0	0	0	6
	Josh Wilson (2010)	1	0	0	1	0	0	0	0	0	0	6
<b>144</b>	<b>Nick Boyle (2015-17)</b>	<b>0</b>	<b>0</b>	<b>0</b>	<b>0</b>	<b>0</b>	<b>0</b>	<b>0</b>	<b>0</b>	<b>2</b>	<b>0</b>	<b>4</b>
145	Wade Richey (2003-04)	0	0	0	0	0	0	1	2	0	0	3
146	Rob Burnett (1996-2001)	0	0	0	0	0	0	0	0	0	1	2
	Ben Coates (2000)	0	0	0	0	0	0	0	0	1	0	2
	Carwell Gardner (1996)	0	0	0	0	0	0	0	0	1	0	2
	Justin Green (2005-07)	0	0	0	0	0	0	0	0	1	0	2
	Michael McCrary (1997-2002)	0	0	0	0	0	0	0	0	0	1	2
	<b>Tavon Young (2016-17)</b>	<b>0</b>	<b>0</b>	<b>0</b>	<b>0</b>	<b>0</b>	<b>0</b>	<b>0</b>	<b>0</b>	<b>1</b>	<b>0</b>	<b>2</b>

## ALL-TIME DEFENSIVE TDs (60 REGULAR SEASON, 5 POSTSEASON)

### 1996

- LB Mike Caldwell 45 INT return; 11/24 vs. Jax.

### 1997

- CB Antonio Langham 40 INT return; 11/30 at Jax.

### 1998

- S Rod Woodson 60 INT return; 9/13 at NYJ
- S Rod Woodson 18 INT return; 11/8 vs. Oak.

### 1999

- S Rod Woodson 66 INT return; 11/7 at Cle.
- CB Duane Starks 43 INT return; 11/21 at Cin.
- S Rod Woodson 47 INT return; 12/5 vs. Ten.
- S Corey Harris 24 INT return; 12/19 vs. NO

### 2000

- CB Chris McAlister 98 INT return; 12/24 vs. NYJ

### 2000 POSTSEASON

- LB Ray Lewis 50 INT return; 1/7/01 at Ten.
- CB Duane Starks 49 INT return; 1/28/01 vs. NYG

### 2001

- S Rod Woodson 47 INT return; 12/2 vs. Ind.
- LB Jamie Sharper 8 FR; 1/7/02 vs. Min.

### 2002

- LB Adalius Thomas 25 INT return; 11/10 vs. Cin.
- S Chad Williams 98 INT return; 12/1 at Cin.

### 2003

- S Ed Reed 54 INT return; 9/14 vs. Cle.
- CB Chris McAlister 83 INT return; 10/12 vs. Ari.
- LB Ray Lewis 29 INT return; 11/30 vs. SF
- S Chad Williams 52 INT return; 12/21 at Cle.

### 2003 POSTSEASON

- S Will Demps 56 INT return; 1/3/04 vs. Ten.

### 2004 (TIED CHI. FOR NFL LEAD IN DEFENSIVE TDs)

- CB Chris McAlister 51 INT return; 9/19 vs. Pit.
- S Ed Reed 22 FR; 10/10 at Was.
- S Deion Sanders 48 INT return; 10/24 vs. Buf.
- S Ed Reed 106 INT return; 11/7 vs. Cle.
- S Chad Williams 44 INT return; 11/21 vs. Dal.
- CB Chris McAlister 64 FR; 12/5 vs. Cin.#
- OLB Jarret Johnson 6 INT return; 1/2/05 vs. Mia.

### 2005

- LB Adalius Thomas 20 INT return; 12/4 vs. Hou.
- LB Adalius Thomas 35 FR; 12/19 vs. GB
- LB Adalius Thomas 9 FR; 1/1/06 at Cle.

### 2006 (RAVENS LED NFL IN DEFENSIVE TDs)

- CB Chris McAlister 60 INT return; 9/10 at TB
- CB Ronnie Prude 12 INT return; 10/29 at NO
- S Dawan Landry 12 INT return; 10/29 at NO
- S Ed Reed 25 INT (CB Samari Rolle lateral); 11/5 vs. Cin
- LB Adalius Thomas 57 FR; 11/26 vs. Pit.
- CB Chris McAlister 31 INT return; 12/31 vs. Buf.

### 2007

- LB Ray Lewis 35 INT return; 11/18 vs. Cle.

### 2008

- S Ed Reed 32 INT return; 9/21 vs. Cle.
- **OLB Terrell Suggs 44 INT return; 10/19 at Mia.**
- **OLB Terrell Suggs 42 INT return; 11/2 at Cle.**
- S Ed Reed 107 INT return; 11/23 vs. Phi.\*
- S Jim Leonhard 35 INT return; 11/30 at Cin.
- S Ed Reed 22 FR; 12/7 vs. Was.

### 2008 POSTSEASON

- S Ed Reed 64 INT return; 1/4/09 at Mia.

### 2009

- DE Dwan Edwards FR in end zone; 10/4 at NE
- S Ed Reed 52 INT return; 10/11 vs. Cin.
- S Dawan Landry 48 INT return; 11/16 at Cle.

### 2010

- LB Ray Lewis 24 INT return; 11/21 at Car.
- S Dawan Landry 23 INT (S Ed Reed lateral); 11/21 at Car.
- CB Josh Wilson 12 INT return in OT; 12/13 at Hou.

### 2010 POSTSEASON

- DE Cory Redding 13 FR; 1/15/11 at Pit.

### 2011

- DT Haloti Ngata 28 FR; 9/25 at STL
- LB Jameel McClain 6 FR; 10/2 vs. NYJ
- LB Jarret Johnson 26 FR; 10/2 vs. NYJ
- CB Lardarius Webb 73 INT return; 10/2 vs. NYJ

### 2012

- S Ed Reed 34 INT return; 9/10 vs. Cin.
- CB Cary Williams 63 INT return; 9/27 vs. Cle.

### 2013

- LB Daryl Smith 37 INT return; 9/22 vs. Hou.

### 2014

- S Will Hill III 44 INT return; 11/24 at NO

### 2015

- **CB Jimmy Smith 24 INT return; 9/13 at Den.**
- **LB C.J. Mosley 41 FR; 9/27 vs. Cin.**

### 2016

- **WR Chris Moore 0 FR (muffed punt snap in end zone); 10/23 at NYJ**

### 2017

- **CB Jimmy Smith 47 FR; 10/8 at Oak.**
- **LB C.J. Mosley 63 INT return; 10/26 vs. Mia.**
- **CB Jimmy Smith 50 INT return; 10/26 vs. Mia.**
- **S Eric Weddle 45 INT return; 12/3 vs. Det.**
- **DT Brandon Williams 1 FR; 12/17 at Cle.**

\*NFL Record

#Own FR following S Ed Reed fumble after INT

# PASSING RECORDS

## CAREER PASSING YARDS

RK	NAME (SEASONS)	ATT.	CMP.	PCT.	YDS.	AVG./		PCT		PCT		SACKS/		RATE
						ATT.	TD	TD	INT.	LG	YDS.LOST			
1	<b>Flacco, Joe (2008-17)</b>	5,291	3,267	61.7	35,780	6.76	200	3.8	130	2.5	95t	317/2,281	84.1	
2	Boller, Kyle (2003-08)	1,311	746	56.9	7,846	5.98	45	3.4	44	3.4	77t	102/660	71.9	
3	Testaverde, Vinny (1996-97)	1,019	596	58.5	7,148	7.01	51	5.0	34	3.3	86t	54/399	82.8	
4	McNair, Steve (2006-07)	673	428	63.6	4,163	6.19	18	2.7	16	2.4	87t	25/169	79.9	
5	Banks, Tony (1999-2000)	594	319	53.7	3,714	6.25	25	4.2	16	2.7	76t	53/342	75.7	
6	Grbac, Elvis (2001)	467	265	56.7	3,033	6.49	15	3.2	18	3.9	77t	28/215	71.1	
7	Wright, Anthony (2002-05)	444	258	58.1	2,781	6.26	15	3.4	17	3.8	64	38/272	71.9	
8	Zeier, Eric (1996-98)	318	184	57.9	2,367	7.44	12	3.8	5	1.6	92	39/262	87.3	
9	Blake, Jeff (2002)	295	165	55.9	2,084	7.06	13	4.4	11	3.7	77t	30/203	77.3	
10	Harbaugh, Jim (1998)	293	164	56.0	1,839	6.28	12	4.1	11	3.8	66t	23/145	72.9	
11	Dilfer, Trent (2000)	226	134	59.3	1,502	6.65	12	5.3	11	4.9	59t	23/135	76.6	
12	Redman, Chris (2000-03)	198	106	53.5	1,111	5.61	7	3.5	5	2.5	36	17/113	71.3	
13	Case, Stoney (1999)	170	77	45.3	988	5.81	3	1.8	8	4.7	54t	17/116	50.3	
14	Mallett, Ryan (2015-17)	119	70	58.8	648	5.45	4	3.4	3	2.7	39	2/19	74.5	
15	Cunningham, Randall (2001)	89	54	60.7	573	6.44	3	3.4	2	2.2	30	12/66	81.3	
16	Smith, Troy (2007-09)	89	48	53.9	558	6.27	3	3.4	1	1.1	79t	5/30	79.7	
17	Clausen, Jimmy (2015)	85	49	57.6	555	6.53	2	2.4	3	3.5	48t	3/8	70.5	
18	Schaub, Matt (2015)	80	52	65.0	540	6.75	3	3.8	4	5.0	48	3/27	76.0	
19	Mitchell, Scott (1999)	56	24	42.9	236	4.21	1	1.8	4	7.1	28t	6/30	31.5	
20	Taylor, Tyrod (2011-14)	35	19	54.3	199	5.69	0	0.0	2	5.7	25	5/33	47.2	
21	<b>Koch, Sam (2006-17)</b>	4	4	100.0	48	12.00	0	0.0	0	0.0	22	0/0	116.7	
22	Clayton, Mark (2005-09)	5	2	40.0	32	6.40	1	20.0	0	0.0	32t	0/0	101.7	
23	Lewis, Jermaine (1996-2001)	1	1	100.0	3	3.00	0	0.0	0	0.0	3	0/0	79.2	
24	Rice, Ray (2008-13)	2	1	50.0	1	0.50	1	50.0	0	0.0	1t	0/0	95.8	
	Richardson, Wally (1997-98)	2	1	50.0	1	0.50	0	0.0	0	0.0	1	0/0	56.3	
26	Heap, Todd (2001-10)	1	0	0.0	0	0.00	0	0.0	0	0.0	0	0/0	39.6	
	Holmes, Priest (1997-2000)	1	0	0.0	0	0.00	0	0.0	1	100.0	0	0/0	0.0	
	Hymes, Randy (2002-05)	3	0	0.0	0	0.00	0	0.0	0	0.0	0	0/0	39.6	
	<b>Tucker, Justin (2012-17)</b>	1	0	0.0	0	0.00	0	0.0	0	0.0	0	0/0	39.6	
	Zastudil, Dave (2002-05)	1	0	0.0	0	0.00	0	0.0	0	0.0	0	0/0	39.6	
31	Boldin, Anquan (2010-12)	1	1	100.0	(-6)	-6.00	0	0.0	0	0.0	0	0/0	79.2	
32	Richardson, Kyle (1997-2001)	1	1	100.0	(-11)	-11.00	0	0.0	0	0.0	-11	0/0	79.2	


## LONGEST PASS PLAYS

95t	<b>Joe Flacco</b> to Mike Wallace vs. Pit., 11/6/16	60	<b>Joe Flacco</b> to Torrey Smith vs. NYJ 11/24/13
92	Eric Zeier to Derrick Alexander vs. Sea., 12/7/97	59	<b>Joe Flacco</b> to Marlon Brown vs. GB, 10/13/13
87t	Steve McNair to Mark Clayton at KC, 12/10/06	59t	Trent Dilfer to Shannon Sharpe vs. Dal., 11/19/00
86t	Vinny Testaverde to Michael Jackson vs. Hou., 12/22/96	59t	Tony Banks to Qadry Ismail at Pit., 12/12/99
83t	Eric Zeier to Derrick Alexander at Cin., 12/21/97	58	<b>Joe Flacco</b> to Ed Dickson vs. Den., 10/10/10
80t	<b>Joe Flacco</b> to Steve Smith Sr. vs. Cin., 9/7/14	58t	Jim Harbaugh to Jermaine Lewis at SD, 11/15/98
79t	Troy Smith to Derrick Mason at Sea., 12/23/07	57t	Kyle Boller to Randy Hymes vs. KC, 10/4/04
77t	Kyle Boller to Demetrius Williams vs. Cle., 12/17/06	57t	Elvis Grbac to Qadry Ismail at Ten., 11/12/01
77t	Jeff Blake to Jamal Lewis vs. NO, 12/8/02	56t	<b>Joe Flacco</b> to Steve Smith Sr. at TB, 10/12/14
77t	Elvis Grbac to Qadry Ismail vs. Ten., 10/7/01	56	<b>Joe Flacco</b> to Anquan Boldin vs. Hou., 10/16/11
76t	Tony Banks to Qadry Ismail at Pit., 12/12/99	56t	<b>Joe Flacco</b> to T.J. Houshmandzadeh at Car., 11/21/10
76t	Tony Banks to Patrick Johnson vs. Ten., 12/5/99	56t	Eric Zeier to Jermaine Lewis at Jax., 9/20/98
74	<b>Joe Flacco</b> to Torrey Smith at Buf., 9/29/13	56	Jim Harbaugh to Eric Green at Jax., 9/20/98
74t	<b>Joe Flacco</b> to Torrey Smith at STL, 9/25/11	54	<b>Joe Flacco</b> to Mike Wallace at Oak., 10/8/17
73t	Kyle Boller to Travis Taylor at Cin., 10/19/03	54	<b>Joe Flacco</b> to Mike Wallace vs. Phi., 12/18/16
73	Tony Banks to Billy Davis at Cin., 11/21/99	54	<b>Joe Flacco</b> to Torrey Smith vs. Pit., 11/28/13
73t	Eric Zeier to Jermaine Lewis vs. Cin., 9/27/98	54	<b>Joe Flacco</b> to Torrey Smith at SD, 11/25/12
72t	<b>Joe Flacco</b> to Derrick Mason vs. Cle., 9/27/09	54	<b>Joe Flacco</b> to Mark Clayton vs. Pit., 11/29/09
70	<b>Joe Flacco</b> to Mike Wallace at NYG, 10/16/16	54	<b>Joe Flacco</b> to Derrick Mason at Ind., 10/12/08
70t	<b>Joe Flacco</b> to Mark Clayton at Cin., 11/30/08	54t	Tony Banks to Qadry Ismail at Pit., 12/12/99
70t	<b>Joe Flacco</b> to Demetrius Williams vs. Oak., 10/26/08	54	Tony Banks to Qadry Ismail vs. Ten., 12/5/99
67	<b>Joe Flacco</b> to Donte' Stallworth vs. Pit., 12/5/10	54t	Stoney Case to Justin Armour at Atl., 10/3/99
66	<b>Joe Flacco</b> to Mike Wallace vs. Det., 12/3/17	54t	Vinny Testaverde to Michael Jackson vs. Jax., 8/31/97
66t	<b>Joe Flacco</b> to Mike Wallace vs. Buf., 9/11/16	53t	<b>Joe Flacco</b> to Breshad Perriman vs. Mia., 12/4/16
66t	<b>Joe Flacco</b> to Jacoby Jones vs. NYJ 11/24/13	53	<b>Joe Flacco</b> to Mike Wallace at NYJ, 10/23/16
66t	Jim Harbaugh to Floyd Turner at Ten., 12/16/98	53	<b>Joe Flacco</b> to Torrey Smith vs. Cle., 12/28/14
65t	<b>Joe Flacco</b> to Todd Heap vs. TB, 11/28/10	53t	<b>Joe Flacco</b> to Mark Clayton vs. Phi., 11/23/08
65t	Steve McNair to Mark Clayton at Ten., 11/12/06	53	Kyle Boller to Devard Darling vs. NE, 12/3/07
65t	V. Testaverde to Michael Jackson at SF, 11/17/96	53t	Tony Banks to Qadry Ismail at Pit., 9/3/00
64	Anthony Wright to Travis Taylor vs. Cin., 12/7/03	53	Jim Harbaugh to Jermaine Lewis vs. Ind., 11/29/98
64	Jeff Blake to Travis Taylor at Atl., 11/3/02	53	Jim Harbaugh to Michael Jackson at GB, 10/25/98
64	Tony Banks to Patrick Johnson vs. Cin., 12/26/99	53	Vinny Testaverde to Derrick Alexander vs. Pit., 12/1/96
64t	Eric Zeier to Jermaine Lewis vs. Pit., 9/6/98	52	<b>Joe Flacco</b> to Mike Wallace at Oak., 10/8/17
64t	V. Testaverde to Derrick Alexander vs. NO, 9/29/96	52t	<b>Joe Flacco</b> to Steve Smith Sr. vs. Oak., 10/2/16
63	<b>Joe Flacco</b> to Tandon Doss vs. GB, 10/13/13	52	<b>Joe Flacco</b> to Torrey Smith vs. Cin., 9/10/12
63	<b>Joe Flacco</b> to Ray Rice at Min., 10/18/09	52	<b>Joe Flacco</b> to Ray Rice vs. NYJ, 10/2/11
63	Elvis Grbac to Travis Taylor at Den., 9/30/01	52	Kyle Boller to Mark Clayton vs. NE, 12/3/07
62t	<b>Joe Flacco</b> to Derrick Mason vs. Det., 12/13/09	52	Kyle Boller to Clarence Moore at Phi., 10/31/04
62t	Kyle Boller to Mark Clayton vs. Car., 10/15/06	52t	Vinny Testaverde to Bam Morris at Jax., 11/10/96
61t	<b>Joe Flacco</b> to Steve Smith Sr. vs. Car., 9/28/14	52t	Stoney Case to Patrick Johnson at Atl., 10/3/99
61t	<b>Joe Flacco</b> to Dennis Pitta vs. Den., 12/16/12	51	<b>Joe Flacco</b> to Torrey Smith vs. Hou., 10/16/11
61	<b>Joe Flacco</b> to Anquan Boldin vs. Pit., 12/5/10	50t	<b>Joe Flacco</b> to Steve Smith Sr. vs. Cin., 9/27/15

## ALL 300-YARD GAMES

429	Vinny Testaverde vs. STL, 10/27/96 (31 of 51)
389	<b>Joe Flacco</b> at STL, 9/25/11 (27 of 48)
385	<b>Joe Flacco</b> at Min., 10/18/09 (28 of 43)
384	<b>Joe Flacco</b> at Oak., 9/20/15 (32 of 45)
382	<b>Joe Flacco</b> vs. NE, 9/23/12 (28 of 39)
381	<b>Joe Flacco</b> vs. Mia., 12/4/16 (36 of 47)
373	Steve McNair at Ten., 11/12/06 (29 of 47)
366	Vinny Testaverde vs. Jax., 11/24/96 (31 of 50)
362	<b>Joe Flacco</b> vs. Cin., 9/27/15 (32 of 49)
362	<b>Joe Flacco</b> at Den., 9/5/13 (34 of 62)
356	<b>Joe Flacco</b> vs. Cle., 9/27/12 (38 of 46)
355	<b>Joe Flacco</b> at SD, 11/25/12 (30 of 51)
353	Vinny Testaverde vs. NE, 10/6/96 (29 of 45)
349	Eric Zeier at Cin., 12/21/97 (28 of 41)
347	<b>Joe Flacco</b> at Buf., 9/29/13 (25 of 50)
345	<b>Joe Flacco</b> vs. Cin., 9/7/14 (35 of 62)
343	<b>Joe Flacco</b> at SF, 10/18/15 (33 of 53)
342	<b>Joe Flacco</b> vs. GB, 10/13/13 (20 of 34)
342	<b>Joe Flacco</b> vs. Cle., 9/27/09 (25 of 35)
341	<b>Joe Flacco</b> vs. Oak., 11/11/12 (21 of 33)
338	Vinny Testaverde at Den., 10/20/96 (27 of 45)
336	<b>Joe Flacco</b> vs. Ari., 10/30/11 (31 of 51)
336	Jeff Blake at Pit., 12/29/02 (19 of 26)
332	Tony Banks vs. Ten., 12/5/99 (18 of 31)
331	Vinny Testaverde vs. Mia., 10/19/97 (32 of 47)
327	<b>Joe Flacco</b> vs. Car., 9/28/14 (22 of 31)
326	Elvis Grbac at Cin., 9/23/01 (33 of 63)
324	<b>Joe Flacco</b> at NE, 12/12/16 (37 of 52)
322	Vinny Testaverde vs. Jax., 8/31/97 (24 of 41)
319	<b>Joe Flacco</b> vs. SD, 11/1/15 (25 of 37)
319	Anthony Wright vs. Sea., 11/23/03 (20 of 37)
318	Vinny Testaverde at Ten., 9/21/97 (23 of 37)
316	<b>Joe Flacco</b> vs. Jax., 11/15/15 (34 of 45)
316	Jeff Blake vs. NO, 12/8/02 (18 of 39)
312	<b>Joe Flacco</b> vs. Cle., 12/28/14 (22 of 36)
309	<b>Joe Flacco</b> vs. NYG, 12/23/12 (25 of 36)
308	Matt Schaub at Mia., 12/6/15 (32 of 46)
307	<b>Joe Flacco</b> at NYG, 10/16/16 (26 of 48)
307	<b>Joe Flacco</b> vs. KC, 9/13/09 (26 of 43)
307	Steve McNair at Cle., 9/30/07 (34 of 53)
307	Vinny Testaverde vs. Hou., 12/22/96 (23 of 32)
306	<b>Joe Flacco</b> at TB, 10/12/14 (21 of 29)
305	<b>Joe Flacco</b> vs. Hou., 10/16/11 (20 of 33)
303	<b>Joe Flacco</b> at Pit., 11/2/14 (30 of 45)
302	<b>Joe Flacco</b> at Cle., 9/18/16 (25 of 45)
302	Kyle Boller at Cin., 10/19/03 (15 of 27)
302	Eric Zeier vs. Sea., 12/7/97 (17 of 28)
301	<b>Joe Flacco</b> at Car., 11/21/10 (24 of 33)
300	<b>Joe Flacco</b> at Pit., 11/6/11 (28 of 47)

Current Ravens in Bold



# PASSING RECORDS

## PASSING RECORDS

### HIGHEST QUARTERBACK PASSER RATING

**CAREER (MIN. 450 ATT.)**

84.1 **Joe Flacco (2008-17)**  
 82.8 Vinny Testaverde (1996-97)  
 79.9 Steve McNair (2006-07)

**SEASON (MIN. 300 ATT.)**

93.6 **Joe Flacco (2010)**  
 91.0 **Joe Flacco (2014)**  
 88.9 **Joe Flacco (2009)**

**GAME (MIN. 15 ATT.)**

149.7 **Joe Flacco (10/12/14 at TB)**  
 137.4 **Joe Flacco (9/28/14 vs. Car.)**  
 136.8 Kyle Boller (12/19/05 vs. GB)

### MOST PASS ATTEMPTS

**CAREER**

5,291 **Joe Flacco (2008-17)**  
 1,311 Kyle Boller (2003-08)  
 1,019 Vinny Testaverde (1996-97)

### SEASON

672 **Joe Flacco (2016)**  
 614 **Joe Flacco (2013)**  
 554 **Joe Flacco (2014)**

### GAME

63 Elvis Grbac (9/23/01 at Cin.)  
 62 **Joe Flacco (9/7/14 vs. Cin.)**  
**Joe Flacco (9/5/13 at Den.)**

### MOST PASS COMPLETIONS

**CAREER**

3,267 **Joe Flacco (2008-17)**  
 746 Kyle Boller (2003-08)  
 596 Vinny Testaverde (1996-97)

### SEASON

436 **Joe Flacco (2016)**  
 362 **Joe Flacco (2013)**  
 352 **Joe Flacco (2017)**

### GAME

37 **Joe Flacco (12/12/16 at NE)**  
 36 **Joe Flacco (12/4/16 vs. Mia.)**  
 35 **Joe Flacco (9/7/14 vs. Cin.)**  
 34 **Joe Flacco (11/5/17 at Ten.)**  
**Joe Flacco (11/15/15 vs. Jax.)**  
**Joe Flacco (9/5/13 at Den.)**  
 Steve McNair (9/30/07 at Cle.)  
 33 **Joe Flacco (10/18/15 at SF)**  
 Elvis Grbac (9/23/01 at Cin.)

### MOST PASSING YARDAGE

**CAREER**

35,780 **Joe Flacco (2008-17)**  
 7,846 Kyle Boller (2003-08)  
 7,148 Vinny Testaverde (1996-97)

### SEASON

4,317 **Joe Flacco (2016)**  
 4,177 Vinny Testaverde (1996)  
 3,986 **Joe Flacco (2014)**

### GAME

429 Vinny Testaverde (10/27/96 vs. STL - OT)  
 389 **Joe Flacco (9/25/11 at STL)**  
 385 **Joe Flacco (10/18/09 at Min.)**  
 384 **Joe Flacco (9/20/15 at Oak.)**

### MOST 400-YARD PASSING GAMES

**CAREER**

1 Vinny Testaverde (1996-97)

### SEASON

1 Vinny Testaverde (1996)

### MOST 300-YARD PASSING GAMES

**CAREER**

30 **Joe Flacco (2008-17)**  
 8 Vinny Testaverde (1996-97)  
 2 Steve McNair (2006-07)  
 Jeff Blake (2002)  
 Eric Zeier (1996-97)

### SEASON

5 **Joe Flacco (2015, 2014, 2012)**  
 Vinny Testaverde (1996)  
 4 **Joe Flacco (2016, 2011)**  
 3 **Joe Flacco (2013, 2009)**  
 2 Jeff Blake (2002); Eric Zeier (1997)

### LONGEST COMPLETION

95t **Joe Flacco** to Mike Wallace (11/6/16 vs. Pit.)  
 92 Eric Zeier to Derrick Alexander  
 (12/7/97 vs. Sea.)  
 87t Steve McNair to Mark Clayton  
 (12/10/06 at KC)  
 86t Vinny Testaverde to Michael Jackson  
 (12/22/96 vs. Hou.)

### HIGHEST COMPLETION PERCENTAGE

**CAREER (MIN. 400 ATT.)**

63.6 Steve McNair (2006-07)  
 61.7 **Joe Flacco (2008-17)**  
 58.5 Vinny Testaverde (1996-97)

### SEASON (MIN. 225 ATT.)

64.9 **Joe Flacco (2016)**  
 64.4 **Joe Flacco (2015)**  
 64.1 **Joe Flacco (2017)**  
 63.1 **Joe Flacco (2009)**  
 63.0 Steve McNair (2006)

### GAME (MIN. 20 ATT.)

80.0 **Joe Flacco (11/1/09 vs. Den.), 20 of 25**  
 Elvis Grbac (10/21/01 at Cle.), 16 of 20  
 Elvis Grbac (9/9/01 vs. Chi.), 24 of 30  
 79.4 Jim Harbaugh (11/1/98 vs. Jax.), 27 of 34

### HIGHEST AVERAGE GAIN PER ATTEMPT

**CAREER (MIN. 400 ATT.)**

7.01 Vinny Testaverde (1996-97)  
 6.76 **Joe Flacco (2008-17)**  
 6.49 Elvis Grbac (2001)

### SEASON (MIN. 225 ATT.)

7.61 Vinny Testaverde (1996)  
 7.41 **Joe Flacco (2010)**  
 7.24 **Joe Flacco (2009)**

### GAME (MIN. 15 ATT.)

12.92 Jeff Blake (12/29/02 at Pit.), 26-336  
 12.91 **Joe Flacco (12/28/08 vs. Jax.), 23-297**  
 12.70 Eric Zeier (9/27/98 vs. Cin.), 20-254

### MOST TOUCHDOWNS PASSING

**CAREER**

200 **Joe Flacco (2008-17)**  
 51 Vinny Testaverde (1996-97)  
 45 Kyle Boller (2003-08)

### SEASON

33 Vinny Testaverde (1996)  
 27 **Joe Flacco (2014)**  
 25 **Joe Flacco (2010)**

### GAME

5 **Joe Flacco (10/12/14 at TB)**  
 Tony Banks (9/10/00 vs. Jax.)  
 4 **Joe Flacco (12/4/16 vs. Mia.)**  
**Joe Flacco (12/20/09 vs. Chi.)**  
 Kyle Boller (12/12/04 vs. NYG)  
 Anthony Wright (11/23/03 vs. Sea.)  
 Tony Banks (12/5/99 vs. Ten.)  
 Vinny Testaverde (10/20/96 at Den.)

### MOST GAMES, 4 OR MORE TD PASSES

**CAREER**

3 **Joe Flacco (2008-17)**  
 2 Tony Banks (1999-2000)  
 1 Kyle Boller (2003-08)  
 Anthony Wright (2002-05)  
 Vinny Testaverde (1996-97)

### SEASON

1 **Joe Flacco (2016, 2014, 2009)**  
 Kyle Boller (2004)  
 Anthony Wright (2003)  
 Tony Banks (2000, 1999)  
 Vinny Testaverde (1996)

### MOST GAMES, 3 OR MORE TD PASSES

**CAREER**

16 **Joe Flacco (2008-17)**  
 10 Vinny Testaverde (1996-97)  
 5 Kyle Boller (2003-08)

### SEASON

7 Vinny Testaverde (1996)  
 3 **Joe Flacco (2012, 2010)**  
 Kyle Boller (2005)  
 Tony Banks (1999)

### MOST CONSECUTIVE GAMES, 3 OR MORE TD PASSES

4 Vinny Testaverde (5th-8th, 1996)  
 3 Tony Banks (12th-14th, 1999)

### MOST CONSECUTIVE GAMES, TD PASSES

13 Vinny Testaverde (13th, 1996-9th, 1997)  
 \*11 **Joe Flacco (2nd-10th, 2015 - 1st-2nd, 2016)**  
 10 **Joe Flacco (6th-15th, 2010)**  
 8 **Joe Flacco (8th-15th, 2016)**  
**Joe Flacco (9th-16th, 2014)**  
**Joe Flacco (6th-13th, 2013)**  
**Joe Flacco (13th, 2011 - 4th, 2012)**  
**Joe Flacco (6th-13th, 2008)**

### MOST CONSECUTIVE PASSES ATTEMPTED NOT INTERCEPTED

176 **Joe Flacco (9/25/16-10/23/16)**  
 175 Eric Zeier (11/9/97-9/20/98)  
 162 Steve McNair (11/12/06-12/24/06)  
 137 **Joe Flacco (10/3/10-11/11/10)**  
 134 **Joe Flacco (12/10/17-12/31/17)**  
 126 **Joe Flacco (11/2/14-12/7/14)**  
**Joe Flacco (11/11/12-12/2/12)**

### MOST CONSECUTIVE PASSES COMPLETED

21 **Joe Flacco (9/25/16 at Jax.)**  
 14 **Joe Flacco (11/1/09 vs. Den.)**  
 12 Matt Schaub (12/6/15 at Mia.)  
**Joe Flacco (10/5/08 vs. Ten.)**  
 11 **Joe Flacco (9/7/14 vs. Cin. - 9/11/14 vs. Pit.)**  
**Joe Flacco (10/12/08 at Ind.)**

### MOST PASSES HAD INTERCEPTED

**CAREER**

130 **Joe Flacco (2008-17)**  
 44 Kyle Boller (2003-08)  
 34 Vinny Testaverde (1996-97)

### SEASON

22 **Joe Flacco (2013)**  
 19 Vinny Testaverde (1996)  
 18 Elvis Grbac (2001)

### GAME

5 **Joe Flacco (9/29/13 at Buf.)**  
 4 **Joe Flacco (9/19/10 at Cin.)**  
 Elvis Grbac (11/18/01 vs. Cle.)  
 Vinny Testaverde (11/3/96 vs. Cin.)

### MOST PASS ATTEMPTS, NO INTERCEPTIONS

**GAME**

52 **Joe Flacco (10/2/16 vs. Oak.)**  
 51 **Joe Flacco (11/25/12 at SD)**  
 50 Vinny Testaverde (11/24/96 vs. Jax.)  
 48 **Joe Flacco (10/16/16 at NYG)**  
**Joe Flacco (9/25/11 at STL)**

### LOWEST PCT. PASSES HAD INTERCEPTED

**CAREER (MIN. 450 ATT.)**

2.4 Steve McNair (2006-07)  
 2.5 **Joe Flacco (2008-17)**  
 2.7 Tony Banks (1999-2000)

**SEASON (MIN. 225 ATT.)**

1.9 **Joe Flacco (2012)**  
 2.0 **Joe Flacco (2010)**  
 2.2 **Joe Flacco (2016, 2014, 2011)**  
 2.4 **Joe Flacco (2017, 2009)**  
 Kyle Boller (2004)

### MOST TIMES SACKED

**CAREER**

317 **Joe Flacco (2008-17)**  
 102 Kyle Boller (2003-08)  
 54 Vinny Testaverde (1996-97)

### SEASON

48 **Joe Flacco (2013)**  
 40 **Joe Flacco (2010)**  
 36 **Joe Flacco (2009)**

### GAME

7 Jeff Blake (11/17/02 at Mia.)  
 Tony Banks (11/21/99 at Cin.)  
 Eric Zeier (12/21/97 at Cin.)

\* Flacco missed the final 6 games of 2015 on IR



# RECEIVING RECORDS

## TOP 10 CAREER RECEIVING YARDS

RANK	NAME (SEASONS)	REC	YDS	AVG	LG	TD
1	Mason, Derrick (2005-10)	471	5,777	12.3	79t	29
2	Heap, Todd (2001-10)	467	5,492	11.8	65t	41
3	Smith, Torrey (2011-14)	213	3,591	16.9	74t	30
4	Clayton, Mark (2005-09)	234	3,116	13.3	87t	12
5	Rice, Ray (2008-13)	369	3,034	8.2	63	6
6	Ismail, Qadry (1999-2001)	191	2,819	14.8	77t	18
7	Taylor, Travis (2000-04)	204	2,758	13.5	73t	15
8	Boldin, Anquan (2010-12)	186	2,645	14.2	61	14
9	Jackson, Michael (1996-98)	183	2,596	14.2	86t	18
10	Smith Sr., Steve (2014-16)	195	2,534	13.0	80t	14

## RECEIVING RECORDS

### MOST RECEPTIONS

#### CAREER

471	Derrick Mason (2005-10)
467	Todd Heap (2001-10)
369	Ray Rice (2008-13) - RB

#### SEASON

103	Derrick Mason (2007)
86	Dennis Pitta (2016)
	Derrick Mason (2005)
80	Derrick Mason (2008)
79	Steve Smith Sr. (2014)

#### GAME

13	Steve Smith Sr. (9/27/15 vs. Cin.)
	Priest Holmes (10/11/98 vs. Ten.) - RB
12	<b>Javorius Allen (12/6/15 at Mia.) - RB</b>
11	Dennis Pitta (1/11/17 at Cin.)
	Derrick Mason (10/7/07 at SF)
10	Mike Wallace (10/23/16 at NYJ)
	Steve Smith Sr. (9/20/15 at Oak.)
	Dennis Pitta (9/7/14 vs. Cin.)
	Ed Dickson (11/13/11 at Sea.)
	Ray Rice (10/18/09 at Min.) - RB
	Derrick Mason (9/30/07 at Cle.)
	Floyd Turner (12/13/98 vs. Min.)

### MOST SEASONS, 50 OR MORE RECEPTIONS

6	Derrick Mason (2005-10)
5	Ray Rice (2009-13)
	Todd Heap (2009, 2006, 2005, 2003, 2002)
3	Anquan Boldin (2010-12)

### MOST CONSECUTIVE GAMES W/ A RECEPTION

74	Todd Heap (2002-07)
71	Ray Rice (2008-12)
46	Derrick Mason (2006-09)

### MOST RECEIVING YARDAGE

#### CAREER

5,777	Derrick Mason (2005-10), 471 rec.
5,492	Todd Heap (2001-10), 467 rec.
3,591	Torrey Smith (2011-14), 213 rec.

#### SEASON

1,201	Michael Jackson (1996), 76 rec.
1,128	Torrey Smith (2013), 65 rec.
1,105	Qadry Ismail (1999), 68 rec.

#### GAME

258	Qadry Ismail (12/12/99 at Pit.), 6 rec.
198	Derrick Alexander (12/1/96 vs. Pit.), 7 rec.
186	Steve Smith Sr. (9/27/15 vs. Cin.), 13 rec.

### MOST RECEIVING YARDAGE IN A HALF

210	Qadry Ismail (12/12/99 at Pit.), 4 rec.
166	Derrick Alexander (12/1/96 vs. Pit.), 5 rec.
144	Torrey Smith (9/25/11 at STL), 4 rec.

### MOST SEASONS, 1,000 OR MORE YARDS, RECEIVING

4	Derrick Mason (2009, 2008, 2007, 2005)
2	Qadry Ismail (2001, 1999)
	Derrick Alexander (1997, 1996)

### MOST 100-YARD RECEIVING GAMES

#### CAREER

9	Mark Clayton (2005-09)
8	Steve Smith Sr. (2014-16)
7	Derrick Mason (2005-10)
	Derrick Alexander (1996-97)
6	Torrey Smith (2011-14)
	Anquan Boldin (2010-12)
5	Qadry Ismail (1999-2001)
	Michael Jackson (1996-98)

#### SEASON

4	Steve Smith Sr. (2014)
	Mark Clayton (2006)
	Michael Jackson (1996)
3	Steve Smith Sr. (2015)
	Anquan Boldin (2010)
	Qadry Ismail (1999)
	Derrick Alexander (1997, 1996)

### MOST CONSECUTIVE GAMES, AT LEAST 100 YARDS, RECEIVING

3	Qadry Ismail (1999)
2	Mike Wallace (2016)
	Steve Smith Sr. (2015, 2014)
	Torrey Smith (2013)
	Floyd Turner (1998, 1996)
	Michael Jackson (1997, 1996)

### LONGEST PASS RECEPTION

95t	Mike Wallace (11/6/16 vs. Pit.)
92	Derrick Alexander (12/7/97 vs. Sea.)
87t	Mark Clayton (12/10/06 at KC)

### AVERAGE GAIN PER RECEPTION

#### CAREER (MIN. 60 RECEPTIONS)

16.9	Torrey Smith (2011-14), 213-3,591
16.6	Derrick Alexander (1996-97), 127-2,108
16.0	Demetrius Williams (2006-09), 63-1,008

#### SEASON (MIN. 25 RECEPTIONS)

19.1	Jermaine Lewis (1998), 41-784
18.1	Patrick Johnson (1999), 29-526
17.7	Derrick Alexander (1996), 62-1,099

#### GAME (MIN. 3 RECEPTIONS)

44.3	Mike Wallace (10/8/17 at Oak.), 3-133
43.0	Qadry Ismail (12/12/99 at Pit.), 6-258
34.5	Travis Taylor (10/19/03 at Cin.), 4-138
33.2	Torrey Smith (9/29/13 at Buf.), 5-166

### MOST TD RECEPTIONS

#### CAREER

41	Todd Heap (2001-10)
30	Torrey Smith (2011-14)
29	Derrick Mason (2005-10)

#### SEASON

14	Michael Jackson (1996)
11	Torrey Smith (2014)
9	Derrick Alexander (1997, 1996)
8	Torrey Smith (2012)
7	Marlon Brown (2013)
	Dennis Pitta (2012)
	Torrey Smith (2011)
	Derrick Mason (2010, 2009)
	Anquan Boldin (2010)
	Todd Heap (2005)
	Qadry Ismail (2001)

#### GAME

4	Marcus Robinson (11/23/03 vs. Sea.)
3	Torrey Smith (9/25/11 at STL)
	Anquan Boldin (9/26/10 vs. Cle.)
	Qadry Ismail (12/12/99 at Pit.)
	Michael Jackson (12/22/96 vs. Hou.)
2	39 times, last by Dennis Pitta (12/4/16 vs. Mia.)

### MOST CONSECUTIVE GAMES, TD RECEPTIONS

5	Michael Jackson (1996, 7th-11th games)
4	Derrick Alexander (1997, 6th-9th games)
3	Todd Heap (2006, 2nd-4th games)

## ALL 100-YARD GAMES

258	Qadry Ismail at Pit., 12/12/99 (6 rec.)
198	Derrick Alexander vs. Pit., 12/1/96 (7 rec.)
186	Steve Smith Sr. vs. Cin., 9/27/15 (13 rec.)
166	Torrey Smith at Buf., 9/29/13 (5 rec.)
165	Torrey Smith vs. Cin., 11/20/11 (6 rec.)
164	Mark Clayton at Cin., 11/30/08 (5 rec.)
152	Torrey Smith at STL, 9/25/11 (5 rec.)
150	Steve Smith Sr. at Oak., 9/20/15 (10 rec.)
150	Derrick Alexander vs. Sea., 12/7/97 (6 rec.)
150	Michael Jackson vs. Jax., 11/24/96 (9 rec.)
147	Floyd Turner vs. Min., 12/13/98 (10 rec.)
146	Todd Heap at Pit., 12/29/02 (7 rec.)
145	Anquan Boldin vs. Ari., 10/30/11 (7 rec.)
144	Torrey Smith at SD, 11/25/12 (7 rec.)
143	Michael Jackson vs. Jax., 8/31/97 (8 rec.)
142	Anquan Boldin vs. Cle., 9/26/10 (8 rec.)
142	Derrick Mason vs. Ind., 11/22/09 (9 rec.)
139	Steve Smith Sr. vs. Car., 9/28/14 (7 rec.)
138	Travis Taylor at Cin., 10/19/03 (4 rec.)
137	Steve Smith Sr. at SF, 10/18/15 (7 rec.)
137	Derrick Mason at Pit., 9/29/08 (8 rec.)
136	Derrick Mason at Cle., 11/2/08 (9 rec.)
133	Mike Wallace at Oak., 10/8/17 (3 rec.)
132	Anquan Boldin vs. Hou., 10/16/11 (8 rec.)
132	Derrick Mason at Cle., 9/24/06 (7 rec.)
131	Anquan Boldin vs. Cle., 9/27/12 (9 rec.)
131	Marcus Robinson vs. Sea., 11/23/03 (7 rec.)
129	Mark Clayton vs. Pit., 11/29/09 (7 rec.)
129	Todd Heap at Cin., 10/19/03 (7 rec.)
129	Qadry Ismail at Ten., 11/12/01 (8 rec.)
128	Kamar Aiken vs. KC, 12/20/15 (8 rec.)
128	Mark Clayton vs. Jax., 12/28/08 (4 rec.)
128	Michael Jackson vs. NE, 10/6/96 (8 rec.)
127	Torrey Smith vs. NE, 9/23/12 (6 rec.)
127	Travis Taylor at Atl., 11/3/02 (4 rec.)
126	Derrick Alexander at Den., 10/20/96 (6 rec.)
125	Dennis Pitta vs. Den., 12/16/12 (7 rec.)
125	Mark Clayton at Ten., 11/12/06 (7 rec.)
124	Mike Wallace vs. Pit., 11/6/16 (4 rec.)
124	Jermaine Lewis at Atl., 9/21/97 (8 rec.)
123	Derrick Alexander vs. NE, 10/6/96 (6 rec.)
122	Jermaine Lewis vs. Cin., 9/27/98 (4 rec.)
121	Torrey Smith at Mia., 10/6/13 (6 rec.)
120	Mike Wallace at NYJ, 10/23/16 (10 rec.)
118	Anquan Boldin vs. Pit., 12/5/10 (5 rec.)
118	Derrick Mason vs. Cle., 9/27/09 (5 rec.)
118	Steve Smith Sr. vs. Cin., 9/7/14 (7 rec.)
117	Ray Rice at Min., 10/18/09 (10 rec.)
117	Jermaine Lewis at Jax., 9/20/98 (4 rec.)
117	Michael Jackson vs. Hou., 12/22/96 (5 rec.)
116	Mike Wallace vs. Det., 12/3/17 (5 rec.)
115	Qadry Ismail vs. NO, 12/19/99 (7 rec.)
114	Patrick Johnson at NE, 1/2/00 (9 rec.)
113	Qadry Ismail vs. Ten., 12/5/99 (5 rec.)
113	Michael Jackson vs. STL, 10/27/96 (7 rec.)
112	Mark Clayton at KC, 12/10/06 (5 rec.)
111	Steve Smith Sr. vs. Oak., 10/2/16 (8 rec.)
111	Derrick Alexander at Cin., 12/21/97 (5 rec.)
110	Steve Smith Sr. at TB, 10/12/14 (5 rec.)
110	Anquan Boldin at NYJ, 9/13/10 (7 rec.)
110	Todd Heap vs. GB, 12/19/05 (9 rec.)
108	Mark Clayton at Pit., 12/24/06 (7 rec.)
108	Jamal Lewis vs. NO, 12/8/02 (4 rec.)
108	Floyd Turner at Ten., 12/6/98 (4 rec.)
108	Floyd Turner vs. STL, 10/27/96 (6 rec.)
107	<b>Javorius Allen at Mia., 12/6/15 (12 rec.)</b>
107	Mark Clayton vs. Cin., 11/11/07 (8 rec.)
107	Devard Darling vs. Cle., 11/18/07 (4 rec.)
105	Mark Clayton at Den., 12/11/05 (7 rec.)
105	Jermaine Lewis vs. Mia., 10/19/97 (6 rec.)
104	Shannon Sharpe vs. Ten., 10/22/00 (8 rec.)
104	Derrick Alexander vs. Cin., 9/7/97 (8 rec.)
104	Floyd Turner vs. Cin., 11/3/96 (6 rec.)
103	Jacoby Jones vs. NYJ, 11/24/13 (4 rec.)
103	Derrick Mason vs. Min., 12/25/05 (9 rec.)
102	Dennis Pitta at Cle., 9/18/16 (9 rec.)
102	Marcus Robinson vs. Pit., 12/28/03 (6 rec.)
102	Qadry Ismail at Pit., 9/3/00 (7 rec.)
101	Crockett Gillmore vs. STL, 11/22/15 (5 rec.)
101	Steve Smith Sr. at Cle., 9/21/14 (5 rec.)
101	Mark Clayton vs. Car., 10/15/06 (5 rec.)
101	Shannon Sharpe vs. Dal., 11/19/00 (5 rec.)
100	Derrick Mason at NE, 10/17/10 (8 rec.)
100	Demetrius Williams vs. Cle., 12/17/06 (2 rec.)

### Current Ravens in Bold

# RUSHING RECORDS

## TOP 10 CAREER RUSHING YARDS

RANK	NAME (SEASONS)	ATT	YDS	AVG	LG	TD
1	Lewis, Jamal (2000-06)	1,822	7,801	4.3	82t	45
2	Rice, Ray (2008-13)	1,430	6,180	4.3	70t	37
3	McGahee, Willis (2007-10)	673	2,802	4.2	77t	31
4	Holmes, Priest (1997-2000)	459	2,102	4.6	72	10
5	Forsett, Justin (2014-16)	417	2,005	4.8	52	10
6	Taylor, Chester (2002-05)	373	1,599	4.3	52	4
7	Morris, Byron "Bam" (1996-97)	376	1,511	4.0	25	8
8	Pierce, Bernard (2012-14)	353	1,334	3.8	78	5
9	McClain, Le'Ron (2007-10)	314	1,185	3.8	82t	12
10	Allen, Javorius (2015-17)	299	1,139	3.8	44	5

## RUSHING RECORDS

### MOST RUSHING ATTEMPTS

CAREER	NAME (SEASONS)	ATTEMPTS
1,822	Jamal Lewis (2000-06)	
1,430	Ray Rice (2008-13)	
673	Willis McGahee (2007-10)	
SEASON	NAME (SEASON)	ATTEMPTS
387	Jamal Lewis (2003)	
314	Jamal Lewis (2006)	
309	Jamal Lewis (2000)	
GAME	NAME (DATE)	ATTEMPTS
36	Priest Holmes (11/22/98 at Cin.)	
	Bam Morris (10/26/97 at Was.)	
35	Jay Graham (11/16/97 vs. Phi. - OT)	

### MOST YARDAGE

CAREER	NAME (SEASONS)	YARDS
7,801	Jamal Lewis (2000-06)	
6,180	Ray Rice (2008-13)	
2,802	Willis McGahee (2007-10)	
SEASON	NAME (SEASON)	YARDS
2,066	Jamal Lewis (2003)	
1,364	Ray Rice (2011)	
	Jamal Lewis (2000)	
1,339	Ray Rice (2009)	
1,327	Jamal Lewis (2002)	
1,266	Justin Forsett (2014)	
GAME	NAME (DATE)	YARDS
295	Jamal Lewis (9/14/03 vs. Cle.)	
227	Priest Holmes (11/22/98 at Cin.)	
205	Jamal Lewis (12/21/03 at Cle.)	
204	Ray Rice (12/4/11 at Cle.)	
191	Ray Rice (1/1/12 at Cin.)	

### MOST 100-YARD RUSHING GAMES

CAREER	NAME (SEASONS)	GAMES
30	Jamal Lewis (2000-06)	
18	Ray Rice (2008-13)	
9	Willis McGahee (2007-10)	
SEASON	NAME (SEASON)	GAMES
12	Jamal Lewis (2003)	
6	Ray Rice (2011)	
5	Justin Forsett (2014)	
	Willis McGahee (2007)	
	Jamal Lewis (2002)	
	Jamal Lewis (2000)	
4	Ray Rice (2012, 2009)	
	Jamal Lewis (2004)	
	Errict Rhett (1999)	
	Priest Holmes (1998)	

### LONGEST RUN FROM SCRIMMAGE

YARDS	NAME (DATE)
82t	Le'Ron McClain (12/20/08 at Dal.)
	Jamal Lewis (9/14/03 vs. Cle.)
78	Bernard Pierce (12/23/12 vs. NYG)
77t	Willis McGahee (1/3/10 at Oak.)
	Willis McGahee (12/20/08 at Dal.)

### MOST RUSHING TOUCHDOWNS

CAREER	NAME (SEASONS)	TOUCHDOWNS
45	Jamal Lewis (2000-06)	
37	Ray Rice (2008-13)	
31	Willis McGahee (2007-10)	
16	Joe Flacco (2008-17)	
SEASON	NAME (SEASON)	TOUCHDOWNS
14	Jamal Lewis (2003)	
12	Ray Rice (2011), Willis McGahee (2009)	
10	Le'Ron McClain (2008)	
GAME	NAME (DATE)	TOUCHDOWNS
3	Ray Rice (10/30/11 vs. Ari.)	
	Willis McGahee (1/3/10 at Oak.)	
	Jamal Lewis (twice, 11/19/06 vs. ATL; 12/7/03 vs. Cin.)	
2	33 times (last by Javorius Allen 12/10/17 at Pit.)	

### MOST CONSECUTIVE GAMES W/ A RUSHING TD

GAMES	NAME (SEASONS)
7	Willis McGahee (2007)
4	Alex Collins (2017)
	Ray Rice (2009)
	Jamal Lewis (2003)
3	Willis McGahee (twice in 2009, once in 2010)
	Le'Ron McClain (2008)
	Jamal Lewis (2006, 2004, 2000)

### HIGHEST RUSHING AVERAGE

CAREER (MIN. 350 CARRIES)	NAME (SEASONS)	AVERAGE
4.8	Justin Forsett (2014-16)	
4.6	Priest Holmes (1997-2000)	
4.3	Ray Rice (2008-13)	
	Jamal Lewis (2000-06)	
	Chester Taylor (2002-05)	
SEASON (MIN. 100 CARRIES)	NAME (SEASON)	AVERAGE
5.4	Justin Forsett (2014)	
5.3	Ray Rice (2009)	
	Jamal Lewis (2003)	
5.0	Willis McGahee (2009)	
GAME (MIN. 10 CARRIES)	NAME (DATE)	AVERAGE
12.8	Ray Rice (12/13/09 vs. Det.)	
10.4	Willis McGahee (1/3/10 at Oak.)	
10.3	Jamal Lewis (9/26/04 at Cin.)	

## LONGEST RUNS

82t	Le'Ron McClain at Dal., 12/20/08	59t	Ray Rice vs. Det., 12/13/09
82t	Jamal Lewis vs. Cle., 9/14/03	56	Priest Holmes at Cin., 11/22/98
78	Bernard Pierce vs. NYG, 12/23/12	55	Moe Williams vs. Ind., 12/2/01
77t	Willis McGahee at Oak., 1/3/10	53	Ray Rice at STL, 9/25/11
77t	Willis McGahee at Dal., 12/20/08	52	Justin Forsett at TB, 10/12/14
75t	Jamal Lewis at Cin., 9/26/04	52	Ray Rice vs. Det., 12/13/09
75	Jamal Lewis at Cle., 10/6/02	52	Jamal Lewis vs. Cle., 12/17/06
72t	Jamal Lewis at Cle., 12/21/03	52	Jamal Lewis at Ari., 10/12/03
72	Priest Holmes vs. Ten., 12/5/99	52t	Errict Rhett at Cle., 11/7/99
70t	Ray Rice at Cin., 1/1/12	52	Chester Taylor vs. Cle., 10/16/05
67	Ray Rice at Cle., 12/4/11	51t	Ray Rice at Cin., 1/1/12
64t	Priest Holmes at Pit., 12/12/99	50	Alex Collins vs. Pit., 10/1/17
63t	Jamal Lewis vs. Cle., 9/14/03	50	Ray Rice vs. NO., 12/19/10
60	Ray Rice at Cle., 11/2/08	50	Ray Rice at NE, 10/4/09
59	Ray Rice vs. Cin., 11/20/11		

## ALL 100-YARD GAMES

295	Jamal Lewis vs. Cle., 9/14/03 (30 car.)
227	Priest Holmes at Cin., 11/22/98 (36 car.)
205	Jamal Lewis at Cle., 12/21/03 (22 car.)
204	Ray Rice at Cle., 12/4/11 (29 car.)
191	Ray Rice at Cin., 1/1/12 (24 car.)
187	Jamal Lewis at Cle., 10/6/02 (26 car.)
187	Jamal Lewis vs. Dal., 11/19/00 (28 car.)
186	Jamal Lewis at Cin., 9/26/04 (18 car.)
182	Justin Forsett at NO, 11/24/14 (22 car.)
180	Jamal Lewis vs. Cin., 12/7/03 (30 car.)
176	Bam Morris at Was., 10/26/97 (36 car.)
173	Priest Holmes vs. Cin., 9/27/98 (27 car.)
170	Jamal Lewis vs. Cle., 11/26/00 (30 car.)
167	Willis McGahee at Oak., 1/3/10 (16 car.)
167	Jamal Lewis vs. Mia., 1/2/05 (34 car.)
166	Ray Rice vs. Det., 12/13/09 (13 car.)
154	Ray Rice at Cle., 11/2/08 (21 car.)
154	Jay Graham vs. Phi., 11/16/97 (35 car.)
153	Ray Rice vs. NO, 12/19/10 (31 car.)
150	Justin Forsett at Pit., 10/1/15 (27 car.)
149	Ernest Byner vs. NO, 9/29/96 (24 car.)
141	Ray Rice at Pit., 12/27/09 (30 car.)
139	Le'Ron McClain at Dal., 12/20/08 (22 car.)
139	Chester Taylor vs. Cin., 12/5/04 (23 car.)
138	Willis McGahee vs. NE, 12/3/07 (30 car.)
136	Errict Rhett at Atl., 10/3/99 (27 car.)
135	Jamal Lewis vs. Cin., 11/10/02 (21 car.)
134	Jamal Lewis vs. Den., 10/26/03 (32 car.)
133	Ray Rice vs. Den., 10/10/10 (27 car.)
133	Terry Allen vs. Min., 1/7/02 (23 car.)
132	Jamal Lewis at SD, 9/21/03 (23 car.)
132	Priest Holmes vs. Det., 12/27/98 (28 car.)
131	Ray Rice at Chi., 11/17/13 (25 car.)
131	Jamal Lewis at Ari., 10/12/03 (21 car.)
130	Jamal Lewis at Ind., 12/19/04 (20 car.)
130	Priest Holmes at Pit., 12/12/99 (18 car.)
130	Bam Morris at NYJ, 11/2/97 (31 car.)
126	Jamal Lewis at Ari., 12/17/00 (29 car.)
125	Jamal Lewis at Oak., 12/14/03 (24 car.)
123	Bernard Pierce vs. NYG, 12/23/12 (14 car.)
121	Justin Forsett vs. Cle., 10/11/15 (21 car.)
121	Ray Rice at Was., 12/9/12 (20 car.)
121	Jamal Lewis at Cin., 12/1/02 (22 car.)
120	Alex Collins at Pit., 12/10/17 (18 car.)
119	Justin Forsett vs. Cle., 12/28/14 (17 car.)
119	Jamal Lewis vs. Jax., 10/20/02 (28 car.)
119	Priest Holmes at Pit., 9/3/00 (27 car.)
117	Jamal Lewis vs. Sea., 11/23/03 (26 car.)
117	Errict Rhett at Cle., 11/7/99 (17 car.)
117	Bam Morris at Cin., 12/8/96 (21 car.)
116	Jamal Lewis at Was., 10/10/04 (28 car.)
116	Jamal Lewis vs. Cin., 9/24/00 (25 car.)
115	Jamal Lewis vs. KC, 9/28/03 (26 car.)
114	Willis McGahee at Buf., 10/21/07 (19 car.)
114	Jamal Lewis vs. Pit., 12/28/03 (27 car.)
113	Alex Collins vs. Mia., 10/26/17 (18 car.)
113	Terrance West vs. Oak., 10/2/16 (21 car.)
113	Jamal Lewis at Cin., 11/27/05 (23 car.)
113	Errict Rhett vs. Cle., 9/26/99 (22 car.)
112	Willis McGahee at Hou., 11/9/08 (25 car.)
112	Justin Forsett vs. Ten., 11/9/14 (20 car.)
111	Justin Forsett at TB, 10/12/14 (14 car.)
111	Jamal Lewis at STL, 11/9/03 (27 car.)
111	Moe Williams vs. Ind., 12/2/01 (24 car.)
109	Jamal Lewis vs. Cle., 12/17/06 (22 car.)
109	Jamal Lewis vs. NO, 10/29/06 (31 car.)
109	Jamal Lewis at Cin., 11/5/00 (22 car.)
109	Bam Morris at Jax., 11/10/96 (26 car.)
108	Ray Rice vs. KC, 9/13/09 (19 car.)
108	Willis McGahee at Dal., 12/20/08 (8 car.)
108	Terry Allen vs. Ten., 10/7/01 (22 car.)
107	Ray Rice vs. NYG, 12/23/12 (24 car.)
107	Ray Rice vs. Pit., 9/11/11 (19 car.)
106	Justin Forsett vs. SD, 11/30/14 (24 car.)
105	Willis McGahee at Mia., 10/19/08 (19 car.)
105	Jamal Lewis vs. GB, 12/19/05 (22 car.)
104	Ray Rice vs. Cin., 11/20/11 (20 car.)
104	Willis McGahee at Mia., 12/16/07 (29 car.)
104	Willis McGahee at Cle., 9/30/07 (14 car.)
104	Chester Taylor vs. NYG, 12/12/04 (25 car.)
103	Ray Rice vs. Ind., 12/11/11 (26 car.)
103	Ray Rice at NE, 10/4/09 (11 car.)
103	Priest Holmes vs. Ind., 11/29/98 (22 car.)
102	Ray Rice at KC, 10/7/12 (17 car.)
102	Willis McGahee vs. Cle., 11/18/07 (21 car.)
101	Ray Rice vs. NE, 9/23/12 (20 carries)
101	Ray Rice vs. Hou., 10/16/11 (23 carries)
101	Jamal Lewis at Cin., 10/19/03 (19 car.)
101	Errict Rhett vs. Pit., 9/19/99 (22 car.)
100	Jamal Lewis vs. Cle., 12/22/02 (21 car.)
100	Priest Holmes vs. Ten., 12/5/99 (9 car.)
100	Bam Morris vs. Pit., 12/1/96 (28 car.)

Current Ravens in Bold

# SCRIMMAGE/COMBINED YARDS

## TOP 10 CAREER SCRIMMAGE YARDS

RANK	NAME (SEASONS)	RUSH	RUSH YDS	REC	REC YDS	TOTAL ATT	SCRM YDS
1	Rice, Ray (2008-13)	1,430	6,180	369	3,034	1,799	9,214
2	Lewis, Jamal (2000-06)	1,822	7,801	160	1,365	1,982	9,166
3	Mason, Derrick (2005-10)	3	1	471	5,777	474	5,778
4	Heap, Todd (2001-10)	8	61	467	5,492	475	5,553
5	Smith, Torrey (2011-14)	7	48	213	3,591	220	3,639
6	McGahee, Willis (2007-10)	673	2,802	96	544	769	3,346
7	Clayton, Mark (2005-09)	25	112	234	3,116	259	3,228
8	Taylor, Travis (2000-04)	29	224	204	2,758	233	2,982
9	Ismail, Qadry (1999-2001)	1	4	191	2,819	192	2,823
10	Holmes, Priest (1997-2000)	459	2,102	88	585	547	2,687

## SCRIMMAGE YARDS RECORDS

### MOST ATTEMPTS

CAREER	NAME (SEASONS)	ATTEMPTS
1,982	Jamal Lewis (2000-06)	1,982
1,799	Ray Rice (2008-13)	1,799
769	Willis McGahee (2007-10)	769
SEASON	NAME (SEASONS)	ATTEMPTS
413	Jamal Lewis (2003)	413
370	Ray Rice (2010)	370
367	Ray Rice (2011)	367
355	Jamal Lewis (2002)	355
GAME	NAME (SEASONS)	ATTEMPTS
40	Jay Graham (11/16/97 vs. Phi.)	40
38	Bam Morris (10/26/97 at Was.)	38
36	Ray Rice (12/19/10 vs. NO)	36
	Ray Rice (10/17/10 at NE)	
	Priest Holmes (11/22/98 at Cin.)	

### MOST YARDAGE GAINED

CAREER	NAME (SEASONS)	YARDAGE
9,214	Ray Rice (2008-13)	9,214
9,166	Jamal Lewis (2000-06)	9,166
5,778	Derrick Mason (2005-10)	5,778
SEASON	NAME (SEASONS)	YARDAGE
2,271	Jamal Lewis (2003)	2,271
2,068	Ray Rice (2011)	2,068
2,041	Ray Rice (2009)	2,041
1,776	Ray Rice (2010)	1,776
GAME	NAME (SEASONS)	YARDAGE
295	Jamal Lewis (9/14/03 vs. Cle.)	295
258	Qadry Ismail (12/12/99 at Pit.)	258
233	Ray Rice (12/19/10 vs. NO)	233

## TOP 10 CAREER COMBINED YARDS

### RECEIVING, RUSHING, KICKOFF RETURN, PUNT RETURN AND FUMBLE RECOVERY YARDS

RANK	NAME (SEASONS)	NO	YDS	AVG	TD
1	Rice, Ray (2008-13)	1,807	9,377	5.2	43
2	Lewis, Jamal (2000-06)	1,982	9,166	4.6	47
3	Lewis, Jermaine (1996-2001)	532	8,001	15.0	22
4	Mason, Derrick (2005-10)	474	5,778	12.2	29
5	Heap, Todd (2001-10)	475	5,553	11.7	41
6	Jones, Jacoby (2012-14)	269	4,904	18.2	8
7	Sams, B.J. (2004-07)	264	4,502	17.1	3
8	Smith, Torrey (2011-14)	221	3,663	16.6	30
9	Taylor, Chester (2002-05)	523	3,273	6.3	7
10	Clayton, Mark (2005-09)	266	3,270	12.3	14

## COMBINED YARDS RECORDS

### RECEIVING, RUSHING, KICKOFF RETURN, PUNT RETURN AND FUMBLE RECOVERY YARDS

### MOST ATTEMPTS

CAREER	NAME (SEASONS)	ATTEMPTS
1,982	Jamal Lewis (2000-06)	1,982
1,807	Ray Rice (2008-13)	1,807
551	Priest Holmes (1997-2000)	551
SEASON	NAME (SEASONS)	ATTEMPTS
413	Jamal Lewis (2003)	413
370	Ray Rice (2010)	370
367	Ray Rice (2011)	367
355	Jamal Lewis (2002)	355
GAME	NAME (SEASONS)	ATTEMPTS
40	Jay Graham (11/16/97 vs. Phi.)	40
38	Bam Morris (10/26/97 at Was.)	38
36	Ray Rice (12/19/10 vs. NO)	36
	Ray Rice (10/17/10 at NE)	
	Priest Holmes (11/22/98 at Cin.)	

### MOST YARDAGE GAINED

CAREER	NAME (SEASONS)	YARDAGE
9,377	Ray Rice (2008-13)	9,377
9,166	Jamal Lewis (2000-06)	9,166
8,001	Jermaine Lewis (1996-2001)	8,001
SEASON	NAME (SEASONS)	YARDAGE
2,271	Jamal Lewis (2003)	2,271
2,068	Ray Rice (2011)	2,068
2,043	Ray Rice (2009)	2,043
2,025	Jermaine Lewis (1997)	2,025
GAME	NAME (SEASONS)	YARDAGE
308	Jermaine Lewis (12/7/97 vs. Sea.)	308
295	Jamal Lewis (9/14/03 vs. Cle.)	295
258	Qadry Ismail (12/12/99 at Pit.)	258

## YARDS FROM SCRIMMAGE (ALL 150-YARD GAMES)

295	Jamal Lewis vs. Cle., 9/14/03
258	Qadry Ismail at Pit., 12/12/99
233	Ray Rice vs. NO, 12/19/10
232	Jamal Lewis at Cin., 9/26/04
227	Priest Holmes at Cin., 11/22/98
226	Jamal Lewis at Cle., 12/21/03
219	Ray Rice vs. Det., 12/13/09
214	Ray Rice at Cle., 12/4/11
213	Jamal Lewis at Cle., 10/6/02
207	Jamal Lewis vs. Dal., 11/19/00
199	Ray Rice at Cin., 1/1/12
198	Derrick Alexander vs. Pit., 12/1/96
194	Ray Rice at Min., 10/18/09
190	Justin Forsett at NO, 11/24/14
186	Steve Smith Sr. vs. Cin., 9/27/15
184	Bam Morris at Was., 10/26/97
182	Bam Morris at Jax., 11/10/96
180	Jamal Lewis at Cin., 12/7/03
180	Ray Rice vs. Mia., 11/7/10
179	Jamal Lewis at Cin., 11/5/00
178	Priest Holmes vs. Cin., 9/27/98
176	Ray Rice at Cle., 11/2/08
170	<b>Javorius Allen at Mia., 12/6/15</b>
170	Justin Forsett vs. Cle., 10/11/15
170	Jamal Lewis vs. Cle., 11/26/00
169	Jay Graham vs. Phi., 11/16/97
167	Jamal Lewis vs. Mia., 1/2/05
167	Willis McGahee at Oak., 1/3/10
166	<b>Alex Collins at Pit., 12/10/17</b>
166	Torrey Smith at Buf., 9/29/13
166	Travis Taylor at Atl., 11/3/02
165	Torrey Smith vs. Cin., 11/20/11
164	Ray Rice at SD, 11/25/12
164	Mark Clayton at Cin., 11/30/08
164	Ray Rice at STL, 9/25/11
164	Chester Taylor vs. Cin., 12/5/04
162	Torrey Smith at STL, 9/25/11
162	Jamal Lewis vs. Den., 10/26/03
161	Ray Rice vs. Hou., 10/16/11
160	Jamal Lewis vs. Sea., 11/23/03
159	Ray Rice vs. Den., 10/10/10
159	Willis McGahee vs. NE, 12/3/07
159	Jamal Lewis vs. KC, 9/28/03
158	Ray Rice vs. NYG, 12/23/12
156	Jamal Lewis vs. NO, 12/8/02
155	Ray Rice at Pit., 12/27/09
155	Ray Rice vs. Pit., 11/29/09
152	Willis McGahee at Mia., 10/19/08
152	Ray Rice at Phi., 9/16/12
152	Ray Rice at NE, 10/4/09
151	Priest Holmes at Pit., 9/3/00
150	Justin Forsett at Pit., 10/1/15
150	Steve Smith Sr. at Oak., 9/20/15
150	Derrick Alexander vs. Sea., 12/7/97
150	Michael Jackson vs. Jax., 11/24/96
150	Ray Rice vs. NE, 9/23/12

Current Ravens in Bold





# INTERCEPTIONS RECORDS

## TOP CAREER INTERCEPTIONS

RANK	NAME (SEASONS)	NO	YDS	AVG	LG	TD
1	Reed, Ed (2002-12)	61	1,541	25.3	107t*	7
2	Lewis, Ray (1996-2012)	31	503	16.2	64	3
3	McAlister, Chris (1999-2008)	26	486	18.7	98t	5
4	Starks, Duane (1998-2001)	20	196	9.8	64	1
	Woodson, Rod (1998-2001)	20	380	19.0	66t	5
6	Webb, Lardarius (2009-17)	15	153	10.2	73t	1
7	<b>Smith, Jimmy (2011-17)</b>	<b>11</b>	<b>161</b>	<b>14.6</b>	<b>50t</b>	<b>2</b>
8	<b>Weddle, Eric (2016-17)</b>	<b>10</b>	<b>177</b>	<b>17.7</b>	<b>53</b>	<b>1</b>
9	Landry, Dawan (2006-10)	9	213	23.7	48t	3
10	Langham, Antonio (1996-97)	8	99	12.4	40t	1
	<b>Mosley, C.J. (2014-17)</b>	<b>8</b>	<b>157</b>	<b>19.6</b>	<b>63t</b>	<b>1</b>
	Rolle, Samari (2005-09)	8	76	9.5	44	0
	Williams, Chad (2002-05)	8	320	40.0	98t	3
14	<b>Suggs, Terrell (2003-17)</b>	<b>7</b>	<b>144</b>	<b>20.6</b>	<b>44t</b>	<b>2</b>
15	Graham, Corey (2012-13)	6	48	8.0	28	0
	Thomas, Adalius (2000-06)	6	120	20.0	32	2
17	Baxter, Gary (2001-04)	5	74	14.8	34	0
	Harris, Corey (1998-2001)	5	69	13.8	42	1
	Moore, Stevon (1996-99)	5	66	13.2	38	0
	Ngata, Haloti (2006-14)	5	84	16.8	60	0
	Sanders, Deion (2004-05)	5	144	28.8	48t	1
	Smith, Daryl (2013-15)	5	40	8.0	37t	1
	Staten, Ralph (1997-98)	5	37	7.4	14	0
	Turner, Eric (1996)	5	1	0.2	1	0

\* NFL Record

## 50-YARD INT RETURNS

107t*	Ed Reed vs. Phi., 11/23/08
106t	Ed Reed vs. Cle., 11/7/04
98t	Chad Williams at Cin., 12/1/02
98t	Chris McAlister vs. NYJ, 12/24/00
94	Chad Williams vs. Buf., 10/24/04
83t	Chris McAlister at Ari., 10/12/03
78	Ed Reed at NYJ, 11/14/04
73t	Lardarius Webb vs. NYJ, 10/2/11
66t	Rod Woodson at Cle., 11/7/99
64	Ray Lewis vs. Cin., 12/23/01
64	Duane Starks vs. NYJ, 12/24/00
<b>63t</b>	<b>C.J. Mosley vs. Mia., 10/26/17</b>
63t	Cary Williams vs. Cle., 9/27/12
60t	Chris McAlister at TB, 9/10/06
60	Haloti Ngata at TB, 9/10/06
60t	Rod Woodson at NYJ, 9/13/98
60	Ray Lewis at STL, 9/12/99
<b>53</b>	<b>Eric Weddle vs. Mia., 12/4/16</b>
<b>50t</b>	<b>Jimmy Smith vs. Mia., 10/26/17</b>

\* NFL Record

Current Ravens in Bold

## INTERCEPTIONS RECORDS

### MOST INTERCEPTIONS

#### CAREER

61	Ed Reed (2002-12)
31	Ray Lewis (1996-2012)
26	Chris McAlister (1999-2008)
20	Duane Starks (1998-2001)
	Rod Woodson (1998-2001)

#### SEASON

9	Ed Reed (2008, 2004)
8	Ed Reed (2010)
7	Ed Reed (2007, 2003)
	Rod Woodson (1999)
<b>6</b>	<b>Eric Weddle (2017)</b>
	Ray Lewis (2003)
	Chris McAlister (2006)
	Duane Starks (2000)
	Rod Woodson (1998)

#### GAME

2	28 times by 15 players, last by Corey Graham (11/24/13 vs. NYJ)
---	---

### MOST CONSECUTIVE GAMES WITH AN INTERCEPTION

5	Eric Turner (10/27/96-11/24/96)
3	7 times by 4 players, last by Cary Williams (9/27/12-10/14/12)

### MOST YARDS GAINED AFTER INTERCEPTIONS

#### CAREER

1,541	Ed Reed (2002-12)
503	Ray Lewis (1996-2012)
486	Chris McAlister (1999-2008)
380	Rod Woodson (1998-2001)

#### SEASON

358	Ed Reed (2004)
264	Ed Reed (2008)
195	Rod Woodson (1999)
183	Ed Reed (2010)

#### GAME

150	Ed Reed (11/23/08 vs. Phi.)
106	Ed Reed (11/07/04 vs. Cle.)
98	Chris McAlister (12/24/00 vs. NYJ)
	Chad Williams (12/1/02 at Cin.)

### LONGEST INTERCEPTION RETURN

*107t	Ed Reed (11/23/08 vs. Phi.)
106t	Ed Reed (11/7/04 vs. Cle.)
98t	Chris McAlister (12/24/00 vs. NYJ)
	Chad Williams (12/1/02 at Cin.)

### HIGHEST AVERAGE ON INTERCEPTION RETURNS

#### CAREER (MIN. 8 INTs)

40.0	Chad Williams (2002-05, 8-320)
25.3	Ed Reed (2002-12, 61-1,541)
23.7	Dawan Landry (2006-10, 9-213)

### MOST TDs ON INTERCEPTION RETURNS

#### CAREER

7	Ed Reed# (2002-12)
5	Chris McAlister (1999-2008)
	Rod Woodson (1998-2001)
3	Three players

#### SEASON


2	Ed Reed (2008)
	<b>Terrell Suggs (2008)</b>
	Chris McAlister (2006)
	Rod Woodson (1999, 1998)

#### GAME

1	47 times by 24 players, last by <b>Eric Weddle (12/3/17 vs. Det.)</b>
---	---

\* NFL Record

# 1 Received Lateral for INT-TD Return, 11/5/06



# TACKLES/SACKS/FUMBLES RECORDS

## TACKLES RECORDS

### MOST TACKLES

CAREER	SEASON
2,643 Ray Lewis (1996-2012)	225 Ray Lewis (2003)
<b>907 Terrell Suggs (2003-17)</b>	210 Ray Lewis (1997)
721 Kelly Gregg (2001-10)	200 Ray Lewis (2004)
661 Ed Reed (2002-12)	198 Ray Lewis (1999)
528 Haloti Ngata (2006-14)	196 Ray Lewis (2001)
523 Jarret Johnson (2003-11)	GAME
522 Jamie Sharper (1997-2001)	25 Ray Lewis (9/14/97 at NYG)
508 Bart Scott (2002-08)	23 Ray Lewis (11/18/07 vs. Cle.)
502 Peter Boulware (1997-2005)	22 Ray Lewis (10/1/06 vs. SD)
490 Chris McAlister (1999-2008)	Ray Lewis (12/14/97 vs. Ten.)
473 Lardarius Webb (2009-17)	20 Ray Lewis (9/30/02 vs. Den.)
472 Ed Hartwell (2001-04)	Ray Lewis (10/15/00 at Was.)
<b>470 C.J. Mosley (2014-17)</b>	19 Ray Lewis (9/30/07 at Cle.)
457 Michael McCrary (1997-2002)	Bart Scott (10/1/06 vs. SD)
436 Adalius Thomas (2000-06)	Ray Lewis (11/30/03 vs. SF)
387 Dawan Landry (2006-10)	Ray Lewis (9/28/03 vs. KC)
386 Rob Burnett (1996-2001)	Ray Lewis (9/15/02 vs. TB)
371 Daryl Smith (2013-15)	Ray Lewis (10/10/99 at Ten.)
340 Rod Woodson (1998-2001)	
338 Jameel McClain (2008-13)	

### LONGEST FUMBLE RETURNS

59 Kelly Gregg vs. Oak., 9/17/06
57t Adalius Thomas vs. Pit., 11/26/06
<b>47t Jimmy Smith at Oak., 10/8/17</b>
<b>41t C.J. Mosley vs. Cin., 9/27/15</b>
39 Daryl Smith at Cin., 10/26/14
36 Anthony Pleasant at SF, 11/17/96
35t Adalius Thomas vs. GB, 12/19/05
32 Ed Reed at Pit., 12/24/06
28t Haloti Ngata at STL, 9/25/11
27 Robert Bailey at Jax., 10/8/00
26 Jarret Johnson vs. NYJ, 10/2/11
<b>24 Terrell Suggs vs. Pit., 9/19/04</b>
22t Ed Reed vs. Was., 12/7/08
22 Jarret Johnson vs. Phi., 11/23/08
22 Will Demps at Ten., 9/18/05
22 Ed Reed vs. Cin., 12/5/04
22t Ed Reed at Was., 10/10/04
<b>18 C.J. Mosley at GB, 11/19/17</b>
18 Ed Reed at Pit., 11/18/12

Current Ravens in Bold

## SACKS RECORDS

### MOST SACKS

CAREER	SEASON
<b>125.5 Terrell Suggs (2003-17)</b>	17.0 Elvis Dumervil (2014)
70.0 Peter Boulware (1997-2005)	15.0 Peter Boulware (2001)
51.0 Michael McCrary (1997-2002)	14.5 Michael McCrary (1998)
41.5 Ray Lewis (1996-2012)	<b>14.0 Terrell Suggs (2011)</b>
38.5 Adalius Thomas (2000-06)	13.0 Trevor Pryce (2006)
	<b>12.0 Terrell Suggs (2014 &amp; 2003, rookie)</b>
	11.5 Peter Boulware (1997, rookie)
	Michael McCrary (1999)
GAME	
4.0 Peter Boulware (1/7/02 vs. Min.)	
Michael McCrary (11/8/98 vs. Oak.)	
3.5 Elvis Dumervil (12/7/14 at Mia.)	

3.0 Jamie Sharper (11/12/01 at Ten.)
Michael McCrary (12/5/99 vs. Ten.)
Elvis Dumervil (11/10/13 vs. Cin.)
<b>Terrell Suggs (10/6/13 at Mia.)</b>
<b>Terrell Suggs (12/11/11 vs. Ind.)</b>
<b>Terrell Suggs (11/24/11 vs. SF)</b>
<b>Terrell Suggs (9/11/11 vs. Pit.)</b>
<b>Terrell Suggs (12/4/05 vs. Hou.)</b>
Michael McCrary (12/26/99 vs. Cin.)
Michael McCrary (11/16/97 vs. Phi.)
Bennie Thompson (11/10/96 at Jax.)

### MOST SACK YARDAGE

CAREER	SEASON
<b>893.5 Terrell Suggs (2003-17)</b>	127.5 Elvis Dumervil (2014)
428 Peter Boulware (1997-2005)	120.5 Michael McCrary (1998)
350 Michael McCrary (1997-2002)	
266 Ray Lewis (1996-2012)	

113.5 Trevor Pryce (2006)
<b>97 Terrell Suggs (2003, rookie)</b>
<b>91 Terrell Suggs (2011)</b>

### GAME

35 Michael McCrary (11/8/98 vs. Oak.)
29.5 Adalius Thomas (12/2/01 vs. Ind.)
27 Michael McCrary (11/16/97 vs. Phi.)
<b>25 Matthew Judon (11/19/17 at GB)</b>
Elvis Dumervil (12/7/14 at Mia.)
<b>Terrell Suggs (9/11/11 vs. Pit.)</b>
Ray Lewis (11/26/00 vs. Cle.)

### MOST CONSECUTIVE GAMES WITH A SACK

CAREER
<b>5 Terrell Suggs (6.5 sacks - 11/5/17-12/10/17)</b>
<b>Terrell Suggs (7.5 sacks - 11/9/14-12/14/14)</b>
<b>Terrell Suggs (7 sacks - 9/5/13-10/6/13)</b>
Paul Kruger (6.5 sacks - 11/11/12-12/9/12)
Adalius Thomas (5 sacks - 10/9/06-11/12/06)
Adalius Thomas (5 sacks - 12/4/05-1/1/06)

## FUMBLES RECORDS

### FUMBLES

CAREER	SEASON
<b>77 Joe Flacco (2008-17)</b>	<b>11 Joe Flacco (2011, 2008)</b>
36 Kyle Boller (2003-08)	Kyle Boller (2004)
33 Jamal Lewis (2000-06)	Tony Banks (1999)
	Vinny Testaverde (1997)
GAME	
3 10 times, last by <b>Joe Flacco (10/22/17 at Min.)</b>	
FUMBLES LOST	
CAREER	
<b>25 Joe Flacco (2008-17)</b>	
22 Jamal Lewis (2000-06)	
19 Kyle Boller (2003-08)	
10 Vinny Testaverde (1996-97)	
SEASON	
7 Steve McNair (2007)	
Kyle Boller (2004)	
Jamal Lewis (2003)	
Vinny Testaverde (1997)	
GAME	
3 Steve McNair (9/10/07 at Cin.)	
Vinny Testaverde (11/10/96 at Jax.)	

### MOST OPPONENT FUMBLES FORCED

CAREER	SEASON
<b>36 Terrell Suggs (2003-17)</b>	<b>7 Terrell Suggs (2011)</b>
20 Ray Lewis (1996-2012)	<b>6 Terrell Suggs (2005, 2003)</b>
17 Adalius Thomas (2000-06)	5 Jamie Sharper (2000)
GAME	
<b>3 Terrell Suggs (12/11/11 vs. Ind.)</b>	
MOST OPPONENT FUMBLES RECOVERED	
CAREER	
20 Ray Lewis (1996-2012)	
<b>13 Terrell Suggs (2003-17)</b>	
10 Ed Reed (2002-12)	
SEASON	
5 Rob Burnett (2000)	
<b>4 Terrell Suggs (2003)</b>	
Adalius Thomas (2005)	
Corey Harris (2001)	
Rod Woodson (2000)	
GAME	
2 Haloti Ngata (9/11/11 vs. Pit.)	
Ray Lewis (12/28/08 vs. Jax.)	
Kelly Gregg (9/17/06 vs. Oak.)	
Fernando Smith (10/3/99 at Atl.)	

### LONGEST FUMBLE RETURN (OPP. FUMBLE)

CAREER
59 Kelly Gregg (2001-10)
57t Adalius Thomas (2000-2006)
<b>47t Jimmy Smith (2011-17)</b>

### SEASON

59 Kelly Gregg (2006)
57t Adalius Thomas (2006)
<b>47t Jimmy Smith (2017)</b>
GAME
59 Kelly Gregg (9/17/06 vs. Oak.)
57t Adalius Thomas (11/26/06 vs. Pit.)
<b>47t Jimmy Smith (10/8/17 at Oak.)</b>

### MOST TDs ON OPP. FUMBLE RECOVERY RETURNS

CAREER
3 Adalius Thomas (2000-06)
2 Ed Reed (2002-12)
<b>1 Brandon Williams (2013-17)</b>
<b>Jimmy Smith (2011-17)</b>
<b>Chris Moore (2016-17)</b>
<b>C.J. Mosley (2014-17)</b>
Dwan Edwards (2004-09)
Jarret Johnson (2003-11)
Jameel McClain (2008-13)
Haloti Ngata (2006-14)
Jamie Sharper (1997-2001)
SEASON
2 Adalius Thomas (2005)
<b>1 Brandon Williams (2017)</b>
<b>Jimmy Smith (2017)</b>
<b>Chris Moore (2016)</b>
<b>C.J. Mosley (2015)</b>
Jarret Johnson (2011)
Jameel McClain (2011)
Haloti Ngata (2011)
Ed Reed (2008, 2004)
Dwan Edwards (2009)
Adalius Thomas (2006)
Jamie Sharper (2001)

### GAME

1 14 times, last by <b>Brandon Williams (1t yard) on 12/17/17 at Cle.</b>
---

# PUNT RETURN RECORDS

## TOP 10 CAREER PUNT RETURN YARDS

RANK	NAME (SEASONS)	NO	FC	YDS	AVG	LG	TD
1	Lewis, Jermaine (1996-2001)	231	72	2,730	11.8	89t	6
2	Sams, B.J. (2004-07)	121	26	1,320	10.9	78t	2
3	Jones, Jacoby (2012-14)	86	35	853	9.9	63t	1
4	Brightful, Lamont (2002-03)	60	30	592	9.9	95t	1
5	Webb, Lardarius (2009-17)	59	63	547	9.3	68t	1
6	Campanaro, Michael (2014-17)	37	25	420	11.4	77t	1
7	Doss, Tandon (2011-13)	27	11	412	15.3	82t	1
8	Figurs, Yamon (2007-08)	39	20	309	7.9	75t	1
9	Carr, Chris (2009-11)	37	19	285	7.7	34	0
10	Clay, Kaelin (2015-16)	23	3	244	10.6	82t	1

## PUNT RETURN RECORDS

### MOST PUNT RETURNS

CAREER	NAME (SEASONS)
231	Jermaine Lewis (1996-2001)
121	B.J. Sams (2004-07)
86	Jacoby Jones (2012-14)
60	Lamont Brightful (2002-03)

SEASON	NAME (SEASONS)
57	Jermaine Lewis (1999)
55	B.J. Sams (2004)
45	Lamont Brightful (2003)

GAME	NAME (SEASONS)
7	6 times, last by Jacoby Jones (12/23/12 vs. NYG)

### MOST FAIR CATCHES

CAREER	NAME (SEASONS)
72	Jermaine Lewis (1996-2001)
63	Lardarius Webb (2009-17)
35	Jacoby Jones (2012-14)
30	Lamont Brightful (2002-03)

SEASON	NAME (SEASONS)
20	Lardarius Webb (2011)
	Lamont Brightful (2003)
18	Michael Campanaro (2017)
	Jermaine Lewis (1999)

GAME	NAME (SEASONS)
5	Yamon Figurs (11/30/08 at Cin.)
4	8 times, last by Michael Campanaro (11/19/17 at GB)

### MOST YARDS GAINED ON PUNT RETURNS

CAREER	NAME (SEASONS)
2,730	Jermaine Lewis (1996-2001)
1,320	B.J. Sams (2004-07)
853	Jacoby Jones (2012-14)

SEASON	NAME (SEASONS)
578	Jermaine Lewis (2000)
575	B.J. Sams (2004)
519	Jermaine Lewis (2001)

GAME	NAME (SEASONS)
184	Jermaine Lewis (12/7/97 vs. Sea.)
173	Jermaine Lewis (12/24/00 vs. NYJ)
132	Michael Campanaro (10/15/17 vs. Chi.)
121	B.J. Sams (11/19/06 vs. Atl.)

LONGEST PUNT RETURN	NAME (SEASONS)
95t	Lamont Brightful (11/10/02 vs. Cin.)
89t	Jermaine Lewis (12/24/00 vs. NYJ)
	Jermaine Lewis (12/7/97 vs. Sea.)

HIGHEST AVERAGE	NAME (SEASONS)
11.8	Jermaine Lewis (1996-2001)
10.9	B.J. Sams (2004-07)
9.9	Jacoby Jones (2012-14)
	Lamont Brightful (2002-03)

SEASON (MIN. 15 RETURNS)	NAME (SEASONS)
16.1	Lamont Brightful (2002)
	Jermaine Lewis (2000)
15.6	Tandon Doss (2013)
	Jermaine Lewis (1997)

GAME (MIN. 3 RETURNS)	NAME (SEASONS)
43.3	Jermaine Lewis (12/24/00 vs. NYJ)
40.3	B.J. Sams (11/19/06 vs. Atl.)
36.8	Jermaine Lewis (12/7/97 vs. Sea.)

MOST TOUCHDOWNS	NAME (SEASONS)
6	Jermaine Lewis (1996-2001)
2	B.J. Sams (2004-07)
2	B.J. Sams (2004)
	Jermaine Lewis (2000, 1998, 1997)
2	Jermaine Lewis (12/24/00 vs. NYJ)
	Jermaine Lewis (12/7/97 vs. Sea.)

## 50-YARD PUNT RETURNS

95t	Lamont Brightful vs. Cin., 11/10/02
89t	Jermaine Lewis vs. NYJ, 12/24/00
89t	Jermaine Lewis vs. Sea., 12/7/97
87t	Jermaine Lewis vs. Cin., 9/27/98
82t	Kaelin Clay at Cle., 11/30/15
82t	Tandon Doss vs. Hou., 9/22/13
78t	B.J. Sams at Was., 10/10/04
77t	Michael Campanaro vs. Chi., 10/15/17
75t	Yamon Figurs vs. Ari., 9/23/07
69t	Jermaine Lewis at NYJ, 9/13/98
68t	Lardarius Webb at Cle., 12/4/11
66t	Jermaine Lewis vs. Sea., 12/7/97
65	B.J. Sams vs. Atl., 11/19/06
63t	Jacoby Jones at Pit., 11/18/12
63t	Ed Reed at Cin., 9/10/07
63	B.J. Sams at Cin., 9/26/04
62	Jermaine Lewis vs. Pit., 12/16/01
59	B.J. Sams vs. Atl., 11/19/06
58t	B.J. Sams vs. KC, 10/4/04
54t	Jermaine Lewis vs. NYJ, 12/24/00
51	B.J. Sams vs. Cle., 10/16/05

Current Ravens in Bold





# KICK RETURN RECORDS

## TOP 10 CAREER KICK RETURN YARDS

RANK	NAME (SEASONS)	NO	YDS	AVG	LG	TD
1	Sams, B.J. (2004-07)	138	3,161	22.9	87	0
2	Lewis, Jermaine (1996-2001)	139	3,153	22.7	76	0
3	Jones, Jacoby (2012-14)	101	3,037	30.1	108t	4
4	Harris, Corey (1998-2001)	123	2,950	24.0	95t	1
5	Figurs, Yamon (2007-08)	75	1,746	23.3	94t	1
6	Brightful, Lamont (2002-03)	63	1,417	22.5	75	0
7	Reed, David (2010-12)	39	1,150	29.5	103t	1
8	Webb, Lardarius (2009-17)	38	985	25.9	95t	1
9	Taylor, Chester (2002-05)	45	937	20.8	54	0
10	Parmele, Jalen (2008-10)	33	845	25.6	53	0

## KICKOFF RETURN RECORDS

### MOST KICKOFF RETURNS

**CAREER**

139	Jermaine Lewis (1996-2001)
138	B.J. Sams (2004-07)
123	Corey Harris (1998-2001)

**SEASON**

59	B.J. Sams (2004)
46	Yamon Figurs (2007)
44	B.J. Sams (2005)

**GAME**

8	B.J. Sams (11/27/05 at Cin.) Corey Harris (12/13/98 vs. Min.)
7	4 times, last by Lardarius Webb (10/18/09 at Min.)

### MOST YARDS GAINED ON KICKOFF RETURNS

**CAREER**

3,161	B.J. Sams (2004-07)
3,153	Jermaine Lewis (1996-2001)
3,037	Jacoby Jones (2012-14)

**SEASON**

1,251	B.J. Sams (2004)
1,167	Jacoby Jones (2012)
1,138	Yamon Figurs (2007)

**GAME**

243	Corey Harris (12/13/98 vs. Min.)
233	David Reed (12/13/10 at Hou.)
196	Jacoby Jones (10/21/12 at Hou.) Yamon Figurs (12/9/07 vs. Ind.)

### LONGEST KICKOFF RETURN

108t	Jacoby Jones (11/2/14 at Pit.) Jacoby Jones (10/14/12 vs. Dal.)
105t	Jacoby Jones (11/11/12 vs. Oak.)
103t	David Reed (12/13/10 at Hou.)
97t	Patrick Johnson (12/13/98 vs. Min.)
96t	Bobby Rainey (10/15/17 vs. Chi.)
95t	Lardarius Webb (11/1/09 vs. Den.) Corey Harris (12/13/98 vs. Min.)

### HIGHEST AVERAGE

**CAREER (MIN. 40 RETURNS)**

30.1	Jacoby Jones (2012-14), 101-3,037
24.0	Corey Harris (1998-2001), 123-2,950
23.3	Yamon Figurs (2007-08), 75-1,746

**SEASON (MIN. 20)**

30.7	Jacoby Jones (2012), 38-1,167
30.6	Jacoby Jones (2014), 32-978
29.3	David Reed (2010), 21-616
28.8	Jacoby Jones (2013), 31-892
27.6	Corey Harris (1998), 35-965

**GAME (MIN. 3 RETURNS)**

53.0	Jacoby Jones (10/14/12 vs. Dal.), 3-159
47.0	Jacoby Jones (11/2/14 at Pit.), 4-188
46.7	B.J. Sams (12/11/05 at Den.), 3-140
45.0	David Reed (11/21/10 at Car.), 3-135

### MOST TOUCHDOWNS

**CAREER**

4	Jacoby Jones (2012-14)
1	Bobby Rainey (2017) Lardarius Webb (2009-17) David Reed (2010-12) Yamon Figurs (2007-08) Corey Harris (1998-2001) Patrick Johnson (1998-2001, 2005)

**SEASON**

2	Jacoby Jones (2012)
1	Bobby Rainey (2017) Jacoby Jones (2014) Jacoby Jones (2013) David Reed (2010) Lardarius Webb (2009) Yamon Figurs (2007) Corey Harris (1998) Patrick Johnson (1998)

**GAME**

1	10 times, last by Bobby Rainey (10/15/17 vs. Chi., 96 yards)
---	--

## LONGEST KICKOFF RETURNS

108t	Jacoby Jones at Pit., 11/2/14
108t	Jacoby Jones vs. Dal., 10/14/12
105t	Jacoby Jones vs. Oak., 11/11/12
103t	David Reed at Hou., 12/13/10
97t	Patrick Johnson vs. Min., 12/13/98
96t	Bobby Rainey vs. Chi., 10/15/17
95t	Lardarius Webb vs. Den., 11/1/09
95t	Corey Harris vs. Min., 12/13/98
94t	Yamon Figurs vs. Ind., 12/9/07
<b>87</b>	<b>Chris Moore vs. Cin., 12/31/17</b>
87	B.J. Sams at Den., 12/11/05
84	David Reed at Car., 11/21/10
77	Jacoby Jones vs. Min., 12/8/13
77	David Reed at Ten., 9/18/11
76	Jermaine Lewis at Ten., 11/12/01
75	Lamont Brightful vs. SF, 11/30/03
73	Jacoby Jones vs. Pit., 11/28/13
73	Lamont Brightful at Mia., 11/16/03
72	Jacoby Jones vs. SD, 11/30/14
72	B.J. Sams vs. Oak., 9/17/06
68	Lardarius Webb at GB, 12/7/09
66	Corey Harris vs. Jax., 11/28/99
64	B.J. Sams at Ind., 12/19/04
64	Robert Tate vs. Den., 9/30/02
64	Jermaine Lewis vs. Ind., 12/2/01
63	Javin Hunter at Ind., 10/13/02
63	Corey Harris vs. Pit., 9/19/99
61	Yamon Figurs vs. NYJ, 9/16/07
60	Devin Hester Sr. vs. Oak., 10/2/16
59	B.J. Sams vs. Atl., 11/19/06
58	Jacoby Jones at TB, 10/12/14
58	Lamont Brightful vs. Jax., 11/2/03
57	Yamon Figurs at SD, 11/25/07
55	Corey Harris vs. Ind., 11/29/98

## LONGEST MISSED FG RETURN

107t	Chris McAlister vs. Den., 9/30/02
------	-----------------------------------

## BLOCKED FG RETURN TDs

64t	Will Hill III at Cle., 11/30/15 (block by <b>Brent Urban</b> )
-----	---

Current Ravens in Bold

## COMBINED KICK RETURN RECORDS

### MOST COMBINED KICK RETURNS

**CAREER**

370	Jermaine Lewis (1996-2001)
259	B.J. Sams (2004-07)

**SEASON**

114	B.J. Sams (2004)
84	Jermaine Lewis (2001)

**GAME**

11	B.J. Sams (11/14/04 at NYJ) Lamont Brightful (11/9/03 at STL)
----	--

### MOST COMBINED KICK RETURN YARDAGE

**CAREER**

5,883	Jermaine Lewis (1996-2001)
4,481	B.J. Sams (2004-07)
3,890	Jacoby Jones (2012-14)

**SEASON**

1,826	B.J. Sams (2004)
1,558	Jermaine Lewis (2001)
1,508	Jacoby Jones (2012)

**GAME**

275	Jermaine Lewis (12/7/97 vs. Sea.)
250	B.J. Sams (10/4/04 vs. KC)
243	Corey Harris (12/13/98 vs. Min.)

### MOST COMBINED KICK RETURN TOUCHDOWNS

**CAREER**

6	Jermaine Lewis, 6 PR (1996-2001)
5	Jacoby Jones, 4 KOR & 1 PR (2012-14)
2	Lardarius Webb, 1 PR & 1 KOR (2009-16) Yamon Figurs, 1 PR & 1 KOR (2007) B.J. Sams, 2 PR (2004-07)

**SEASON**

3	Jacoby Jones, 2 KOR & 1 PR (2012)
2	Yamon Figurs, 1 PR & 1 KOR (2007) B.J. Sams, 2 PR (2004) Jermaine Lewis, 2 PR (2000, 1998, 1997)

**GAME**

2	Jermaine Lewis, 2 PR (12/24/00 vs. NYJ) Jermaine Lewis, 2 PR (12/7/97 vs. Sea.)
---	--



# PUNTING/KICKING RECORDS

## CAREER GROSS PUNTING

RANK	NAME (SEASONS)	NO	YDS	AVG	TB	IN 20	LG	NET	BK
1	<b>Koch, Sam (2006-17)</b>	946	42,754	45.2	72	357	74	39.5	4
2	Richardson, Kyle (1998-2001)	364	15,069	41.4	35	128	67	35.4	5
3	Zastudil, Dave (2002-05)	327	13,618	41.6	32	89	67	34.8	3
4	Montgomery, Greg (1996-97)	151	6,520	43.2	7	47	67	37.2	1
5	Murphy, Nick (2004)	18	777	43.2	2	6	54	36.6	0
6	Stewart, Kordell (2004-05)	5	177	35.4	0	2	42	31.2	0
7	Stover, Matt (1996-2008)	3	100	33.3	2	1	34	20.0	0
8	Elling, Aaron (2005)	1	32	32.0	0	1	32	32.0	0
9	Boller, Kyle (2003-08)	1	29	29.0	0	0	29	29.0	0

## PUNTING RECORDS

### MOST PUNTS

**CAREER**

946 **Sam Koch (2006-17)**  
 364 Kyle Richardson (1998-2001)  
 327 Dave Zastudil (2002-05)

**SEASON**

103 Kyle Richardson (1999)  
**90 Sam Koch (2013)**  
 Kyle Richardson (1998)  
 89 Dave Zastudil (2003)

**GAME**

**10 Sam Koch (11/05/07 at Pit.)**  
 Nick Murphy (11/28/04 at NE)  
 Kyle Richardson (12/24/00 vs. NYJ)  
 Kyle Richardson (9/20/98 at Jax.)

### LONGEST PUNT

74 **Sam Koch (11/9/08 at Hou.)**  
 73 **Sam Koch (11/25/14 at NO)**  
 69 **Sam Koch (11/9/14 vs. Ten.)**  
**Sam Koch (10/5/14 at Ind.)**  
**Sam Koch (12/8/13 vs. Min.)**  
 68 **Sam Koch (1/1/17 at Cin.)**  
**Sam Koch (10/9/16 vs. Was.)**  
 67 **Sam Koch (10/15/17 vs. Chi.)**  
**Sam Koch (9/24/17 at Jax. - London)**  
**Sam Koch (12/6/15 at Mia.)**  
**Sam Koch (10/19/08 at Mia.)**  
 Dave Zastudil (9/28/03 vs. KC)  
 Kyle Richardson (12/27/98 vs. Det.)  
 Greg Montgomery (9/29/96 vs. NO)

### HIGHEST GROSS PUNTING AVERAGE

**CAREER (MIN. 100)**

45.2 **Sam Koch (2006-17)**  
 43.2 Greg Montgomery (1996-97)  
 41.6 Dave Zastudil (2002-05)

**SEASON (MIN. 40 PUNTS)**

47.4 **Sam Koch (2014)**  
 47.1 **Sam Koch (2012)**  
 46.7 **Sam Koch (2015)**  
 46.5 **Sam Koch (2011)**

**GAME (MIN. 4 PUNTS)**

55.0 **Sam Koch (10/15/17 vs. Chi.), 7-385**  
 54.7 **Sam Koch (12/8/13 vs. Min.), 6-328**  
 53.4 **Sam Koch (12/6/15 at Mia.), 5-267**  
 53.0 **Sam Koch (12/22/13 vs. NE), 4-212**  
 52.5 **Sam Koch (11/11/12 vs. Oak.), 4-210**  
 Dave Zastudil (9/30/02 vs. Den.), 6-315  
 52.2 **Sam Koch (10/24/11 at Jax.), 9-470**  
**Sam Koch (12/20/08 at Dal.), 5-261**

### HIGHEST NET PUNTING AVERAGE

**CAREER (MIN. 100)**

39.5 **Sam Koch (2006-17)**  
 37.2 Greg Montgomery (1996-97)  
 35.4 Kyle Richardson (1998-2001)

### SEASON (MIN. 40 PUNTS)

43.3 **Sam Koch (2014)**  
 42.9 **Sam Koch (2015)**  
 40.8 **Sam Koch (2012)**  
 40.3 **Sam Koch (2017)**  
 39.9 **Sam Koch (2016, 2008)**

**GAME (MIN. 4 PUNTS)**

52.5 **Sam Koch (11/11/12 vs. Oak.), 4-210**  
 49.2 **Sam Koch (10/11/15 vs. Cle.), 6-297**  
 48.9 **Sam Koch (10/15/17 vs. Chi.), 7-385**  
 48.8 **Sam Koch (12/2/12 vs. Pit.), 5-253**  
**Sam Koch (10/21/12 at Hou.), 5-253**  
 48.3 **Sam Koch (9/13/15 at Den.), 6-310**  
 47.8 **Sam Koch (11/27/17 vs. Hou.) 6-308**  
**Sam Koch (10/23/16 at NYJ), 6-305**  
 47.3 **Sam Koch (12/14/14 vs. Jax.), 4-203**  
 47.0 **Sam Koch (12/12/16 at NE), 6-289**  
**Sam Koch (10/5/14 at Ind.), 5-242**

### MOST PUNTS INSIDE THE 20

**CAREER**

357 **Sam Koch (2006-17)**  
 128 Kyle Richardson (1998-2001)  
 89 Dave Zastudil (2002-05)

**SEASON**

40 **Sam Koch (2017)**  
 39 **Sam Koch (2010)**  
 Kyle Richardson (1999)  
 37 **Sam Koch (2016)**  
 35 Kyle Richardson (2000)  
 34 **Sam Koch (2008)**

**GAME**

5 **Sam Koch (11/27/17 vs. Hou.)**  
**Sam Koch (11/19/17 at GB)**  
**Sam Koch (11/6/16 vs. Pit.)**  
**Sam Koch (11/2/14 at Pit.)**  
**Sam Koch (12/13/10 at Hou.)**  
**Sam Koch (10/17/10 at NE)**  
 Dave Zastudil (11/17/02 at Mia.)  
 Kyle Richardson (12/23/01 vs. Cin.)

### MOST CONSECUTIVE PUNTS, NONE BLOCKED

376 **Sam Koch (9/5/13-12/23/17)**  
 308 **Sam Koch (9/20/09-9/5/13)**  
 177 Dave Zastudil (12/15/02-9/18/05)

### MOST PUNTS HAD BLOCKED

**CAREER**

5 Kyle Richardson (1998-2001)  
 4 **Sam Koch (2006-17)**  
 3 Dave Zastudil (2002-05)

**SEASON**

2 Dave Zastudil (2002)  
 Kyle Richardson (2001, 1998)

**GAME**

2 Dave Zastudil (12/8/02 vs. NO)  
 1 11 times, last by **Sam Koch (12/23/17 vs. Ind.)**

## LONGEST PUNTS

74 **Sam Koch at Hou., 11/9/08**  
 73 **Sam Koch at NO, 11/24/14**  
 69 **Sam Koch vs. Ten., 11/9/14**  
 69 **Sam Koch at Ind., 10/5/14**  
 69 **Sam Koch vs. Min., 12/8/13**  
 68 **Sam Koch at Cin., 1/1/17**  
 68 **Sam Koch vs. Was., 10/9/16**  
 67 **Sam Koch vs. Chi., 10/15/17**  
 67 **Sam Koch at Jax., 9/24/17 - London**  
 67 **Sam Koch at Mia., 12/6/15**  
 67 **Sam Koch at Mia., 10/19/08**  
 67 Dave Zastudil vs. KC, 9/28/03  
 67 Kyle Richardson vs. Det., 12/27/98  
 67 Greg Montgomery vs. NO, 9/29/96  
 66 **Sam Koch vs. Min., 12/8/13**  
 65 **Sam Koch at NE, 12/12/16**  
 65 Kyle Richardson at Den., 9/30/01  
 65 Kyle Richardson at Ten., 12/6/98  
 64 **Sam Koch vs. NE, 12/22/13**  
 64 **Sam Koch vs. NYJ, 11/24/13**  
 64 **Sam Koch vs. STL, 10/14/07**  
 64 Greg Montgomery at Pit., 9/8/96  
 64 Kyle Richardson at NYJ, 9/13/98  
 64 Kyle Richardson vs. Ten., 10/11/98  
 63 **Sam Koch vs. Cle., 9/17/17**  
 63 **Sam Koch vs. Cin., 11/27/16**  
 63 **Sam Koch at TB, 10/12/14**  
 63 **Sam Koch at Cin., 1/1/12**  
 63 Kyle Richardson at NE, 1/2/00  
 63 Kyle Richardson at STL, 9/12/99  
 63 Kyle Richardson vs. Oak., 11/8/98

## LONGEST FIELD GOALS

61 **Justin Tucker at Det., 12/16/13 (game-winner)**  
 57 **Justin Tucker at Min., 10/22/17**  
 57 **Justin Tucker vs. Cin., 11/27/16**  
 56 **Justin Tucker at Phi., 9/16/12**  
 56 Wade Richey vs. Cle., 9/14/03  
 55 **Justin Tucker vs. Mia., 10/26/17**  
 55 **Justin Tucker vs. Mia., 12/4/16**  
 55 **Justin Tucker at NO, 11/24/14**  
 54 **Justin Tucker vs. Cin., 11/27/16**  
 54 **Justin Tucker at Hou., 10/21/12**  
 54 Steve Hauschka at Hou., 11/9/08  
 53 **Justin Tucker vs. Hou., 11/27/17**  
 53 **Justin Tucker vs. Phi., 12/18/16**  
 53 **Justin Tucker at Jax., 9/25/16 (game-winner)**  
 53 **Justin Tucker at Cin., 10/26/14**  
 53 **Justin Tucker at Det., 12/16/13**  
 53 **Justin Tucker vs. NYJ, 11/24/13**  
 52 **Justin Tucker vs. Cin., 11/27/16**  
 52 **Justin Tucker at Cle., 9/18/16**  
 52 **Justin Tucker at Pit., 10/1/15 (game-winner)**  
 52 **Justin Tucker at Den., 9/13/15**  
 52 **Justin Tucker at Ind., 10/5/14**  
 52 **Justin Tucker at Chi., 11/17/13**  
 52 **Matt Stover at Cle., 9/24/06 (game-winner)**  
 51 **Justin Tucker vs. Det., 12/3/17**  
 51 **Justin Tucker at Cle., 11/3/13**  
 51 **Justin Tucker at Hou., 10/21/12**  
 51 **Justin Tucker at Phi., 9/16/12**  
 51 Billy Cundiff at Pit., 11/6/11  
 51 **Matt Stover at Was., 10/15/00**  
 51 **Matt Stover vs. Pit., 10/29/00**  
 51 **Matt Stover at Ind., 10/13/02**  
 50 **Justin Tucker vs. Chi., 10/15/17**  
 50 **Justin Tucker at NE, 12/12/16**  
 50 **Justin Tucker at NYJ, 10/23/16**  
 50 **Justin Tucker vs. Buf., 9/11/16**  
 50 **Justin Tucker at Cin., 1/3/16**  
 50 **Justin Tucker vs. Pit., 12/27/15**  
 50 **Justin Tucker at Cin., 10/26/14**  
 50 **Justin Tucker at Mia., 10/6/13**  
 50 **Matt Stover vs. Dal., 11/21/04**  
 50 **Matt Stover vs. KC, 10/4/04**  
 50 **Matt Stover vs. STL, 10/27/96**  
 50 **Matt Stover at Ten., 10/10/99**  
 50 **Matt Stover at Cin., 11/21/99 (game-winner)**

Current Ravens in Bold

Please see "Scoring Records" on the first page of this section for the Ravens' field goal and PAT records.

# TEAM RECORDS

## VICTORIES

### MOST GAMES WON, SEASON

13	2006
12	2011, 2010, 2000
11	2008
10	2014, 2012, 2003, 2001

### MOST CONSECUTIVE GAMES WON

8	2000-01 (final 7 through 1st)
7	2000
5	2010-11 (final 4 through 1st)
	2006

### MOST HOME GAMES WON, SEASON

8	2011
7	2010, 2006, 2003
6	2016, 2012-14, 2009, 2008, 2005, 2004, 2001, 2000

### MOST CONSECUTIVE HOME GAMES WON

15	2010-12 (last 2 through 1st 5)
8	2006-07 (last 5 through 1st 3)
7	2009-10 (last 2 through 1st 5)
	2000-01 (last 4 through 1st 3)

### MOST AWAY GAMES WON, SEASON

6	2006, 2000
5	2010, 2008
4	2017, 2014, 2012, 2011, 1999

### MOST CONSECUTIVE AWAY GAMES WON

3	2012, 2010, 2008, 2001, 2000
---	------------------------------

## DEFEATS

### MOST GAMES LOST, SEASON

12	1996
11	2015, 2007

### MOST CONSECUTIVE GAMES LOST

9	2007
---	------

### MOST HOME GAMES LOST, SEASON

5	2015
4	2007, 2002, 1999, 1998, 1997, 1996

### MOST CONSECUTIVE HOME GAMES LOST

4	2007
3	1999

### MOST AWAY GAMES LOST, SEASON

8	2005, 1996
7	2007

### MOST CONSECUTIVE AWAY GAMES LOST

11	2004-05 (final 3 through all 8)
8	2005, 1996
7	2007-08 (final 5 through 1st 2)

## SCORING

### MOST POINTS SCORED

SEASON	
409	2014
398	2012
395	2017

GAME	
55	11/11/12 vs. Oak.
48	10/12/14 at TB
	12/13/09 vs. Det.
	12/19/05 vs. GB
44	12/3/17 vs. Det.
	9/10/12 vs. Cin.
	11/30/03 vs. SF
	11/23/03 vs. Sea. - OT
	11/26/00 vs. Cle.

### MOST POINTS SCORED BY OPPONENTS

SEASON	
441	1996
401	2015
384	2007

GAME	
49	9/5/13 at Den.
46	10/6/96 vs. NE
45	11/1/98 vs. Jax.
	10/20/96 at Den.

### MOST POINTS SCORED, BOTH TEAMS

SEASON	
812	1996
742	2012
729	2015
GAME	
85	11/23/03, Bal. (44) vs. Sea. (41) - OT
84	10/6/96, Bal. (38) vs. NE (46)
79	10/20/96, Bal. (34) at Den. (45)

### FEWEST POINTS SCORED

SEASON	
265	2005
269	1998
275	2007
GAME	
0	11/9/97 at Pit.; 9/15/02 vs. TB
3	9 times, last 10/12/08 at Ind.

### FEWEST POINTS SCORED BY OPPONENT

SEASON	
*165	2000
201	2006
244	2008
GAME	
0	13 times, last 11/19/17 at GB
3	10 times, last 11/24/13 vs. NYJ

### FEWEST POINTS SCORED, BOTH TEAMS

SEASON	
498	2000
554	2006
564	2005
GAME	
9	11/14/99, Bal. (3) at Jax. (6)
13	10/15/00, Bal. (3) at Was. (10)
15	10/7/12, Bal. (9) at KC (6)
	10/29/00, Bal. (6) vs. Pit. (9)
	11/16/03, Bal. (6) at Mia. (9)

### MOST POINTS OVERCOME TO WIN GAME

21	10/30/11 vs. Ari. (trailed 24-3, won 30-27)
20	9/18/16 at Cle. (trailed 20-0, won 25-20)
19	11/12/06 at Ten. (trailed 26-7, won 27-26)
17	11/23/03 vs. Sea. (trailed 41-24, won 44-41 in OT)

### LARGEST BLOWN LEAD TO LOSE GAME

21	10/5/97 vs. Pit. (led 21-0, lost 42-34)
18	11/3/96 vs. Cin. (led 21-3, lost 24-21)
17	12/5/04 vs. Cin. (led 20-3, lost 27-26)

### MOST POINTS, EACH HALF

1ST	
38	at TB (10/12/14)
31	vs. Cle. (11/26/00)
	vs. Den. (9/30/02)
2ND	
38	vs. Sea. (11/23/03) (plus 3 in OT)
32	vs. Jax. (9/10/00)
30	vs. Dal. (11/21/04)

### MOST POINTS, BOTH TEAMS, HALF

1ST	
55	11/1/98, Bal. (13) vs. Jax. (42)
45	9/8/96, Bal. (17) at Pit. (28)
44	10/2/11, Bal. (27) vs. NYJ (17)
	10/24/10, Bal. (20) vs. Buf. (24)
	12/9/07, Bal. (7) vs. Ind. (37)
2ND	
62	11/23/03, Bal. (38, 3 in OT) vs. Sea (24)
54	11/27/05, Bal. (29) at Cin. (25)
50	10/6/96, Bal. (24) vs. NE (26)

### MOST POINTS SCORED, EACH QUARTER

1ST	
28	10/12/14 at TB
21	9/25/11 at STL
17	10/2/11 vs. NYJ
2ND	
31	9/30/02 vs. Den.
24	11/26/00 vs. Cle.
21	4 times, last 9/28/14 vs. Car.

3RD	
21	6 times, last 11/11/12 vs. Oak.
4TH	
24	12/3/17 vs. Det.; 11/23/08 vs. Phi.
22	12/8/13 vs. Min.; 11/9/08 at Hou.
21	3 times, last 10/18/09 at Min.
OT	
6	12/13/10 at Hou.
	10/3/99 at Atl.
	10/27/96 vs. STL

### MOST POINTS ALLOWED, EACH QUARTER

1ST	
23	12/9/07 vs. Ind.
20	9/18/16 at Cle.
17	3 times, last 10/12/08 at Ind.
2ND	
28	11/1/98 vs. Jax.
22	11/2/14 at Pit.; 11/25/07 at SD
21	4 times, last 10/30/11 vs. Ari.
3RD	
21	9/5/13 at Den.
17	11/27/05 at Cin.
	11/23/03 vs. Sea.
	12/2/01 vs. Ind.
4TH	
24	12/5/04 vs. Cin.
23	11/28/99 vs. Jax.
21	7 times, last 12/25/16 at Pit.
OT	
6	12/16/07 at Mia.
3	9 times, last 10/15/17 vs. Chi.

### MOST POINTS, BOTH TEAMS, EACH QUARTER

1ST	
28	10/12/14, Bal. (28) at TB (0)
2ND	
34	11/1/98, Bal. (6) vs. Jax. (28)
3RD	
38	11/23/03, Bal. (21) vs. Sea. (17)
4TH	
42	12/8/13, Bal. (22) vs. Min. (20)

### MOST CONSECUTIVE GAMES SCORING

254	2002 (final 14) - present
71	1997 (final 6) - 2002 (1st game)
25	1996 (all 16) - 1997 (1st 9)

### MOST TOUCHDOWNS

SEASON	
47	2009
46	2014
45	1996
GAME	
7	11/11/12 vs. Oak.
6	10/12/14 at TB
	12/13/09 vs. Det.
	12/19/05 vs. GB
5	20 times, last 12/10/17 at Pit.

### FEWEST TOUCHDOWNS

SEASON	
25	2005
28	2007
29	2013, 1998
GAME	
0	28 times, last 12/13/15 vs. Sea.

### MOST TOUCHDOWNS BY OPPONENTS

SEASON	
50	1996
45	2015
39	2016, 2007, 1997
GAME	
7	9/5/13 at Den.

### FEWEST TOUCHDOWNS BY OPPONENTS

SEASON	
18	2000
21	2006
26	2011, 2008
GAME	
0	44 times, last 11/19/17 at GB

\*16-Game NFL Record



# TEAM RECORDS

## MOST CONSECUTIVE GAMES SCORING TDs

55 2012 (5) - 2015 (12)

## MOST (1-POINT) PAT MADE

### SEASON

46 2009  
42 2014, 2012  
41 2008

### GAME

7 11/11/12 vs. Oak.  
6 10/12/14 at TB  
12/13/09 vs. Det.  
12/19/05 vs. GB  
5 14 times, last 12/10/17 at Pit.

## MOST (1-POINT) PAT MADE BY OPPONENTS

### SEASON

41 1996  
37 2015  
35 2007, 1998

### GAME

7 9/5/13 at Den.

## FEWEST (1-POINT) PAT MADE

### SEASON

23 2005  
24 1998  
25 2001

## FEWEST (1-POINT) PAT MADE BY OPPONENTS

### SEASON

15 2000  
20 2006  
24 2004

## MOST (2-POINT) PAT

### SEASON

5 1996  
4 2016, 2003  
3 2013

### GAME

3 10/6/96 vs. NE  
2 10/19/03 at Cin.  
1 29 times, last 10/15/17 vs. Chi.

## MOST (2-POINT) PAT BY OPPONENT

### SEASON

7 1996  
4 1999  
2 2015, 2014, 2002, 1997

### GAME

2 11/28/99 vs. Jax.  
10/6/96 vs. NE  
1 23 times, last 12/18/16 vs. Phi.

## MOST FIELD GOALS ATTEMPTED

### SEASON

41 2013  
40 2015, 2003  
39 2016, 2011, 2000

### GAME

6 12/16/13 at Det.  
11/22/09 vs. Ind.  
9/21/97 at Ten.  
5 17 times, last 11/22/15 vs. STL

## MOST FIELD GOALS MADE

### SEASON

38 2016, 2013  
35 2000  
34 2017, 2003

### GAME

6 12/16/13 at Det.  
5 8 times, last 11/1/15 vs. SD

## FEWEST FIELD GOALS ATTEMPTED

### SEASON

25 1996  
26 2002  
28 1998

## FEWEST FIELD GOALS MADE

### SEASON

19 1996  
21 2009, 2002, 1998  
26 2010, 1997

## MOST FIELD GOALS ATTEMPTED BY OPPONENT

### SEASON

43 2007  
39 2012  
36 2015, 2014

### GAME

7 11/11/07 vs. Cin.  
6 3 times, last 10/22/17 at Min.

## MOST FIELD GOALS MADE BY OPPONENT

### SEASON

37 2012, 2007  
32 2013  
30 2015, 2014

### GAME

7 11/11/07 vs. Cin.  
6 3 times, last 10/22/17 at Min.  
5 8 times, last 9/7/14 vs. Cin.

## FEWEST FIELD GOALS ATTEMPTED BY OPPONENT

### SEASON

19 2000  
22 2016, 2008  
23 2006

## FEWEST FIELD GOALS MADE BY OPPONENT

### SEASON

14 2000  
16 2016  
17 2006  
19 2001, 1999

## MOST CONSECUTIVE GAMES SCORING FIELD GOALS

38 1999 (final 6) - 2001

## MOST CONSECUTIVE GAMES SCORING FIELD GOALS, BY OPPONENT

15 2002 (final game) - 2003 (1st 14 games)  
1996 (2nd-16th game)

## MOST SAFETIES

### SEASON

3 2008

### GAME

1 11 times, last 10/19/14 vs. Atl.

## MOST SAFETIES BY OPPONENT

### SEASON

2 2016, 2002  
1 2012, 2007, 2006, 2005, 2004, 1997, 1996

### GAME

1 11 times, last 12/12/16 at NE

# FIRST DOWNS

## MOST FIRST DOWNS

### SEASON

345 2014  
338 1996  
323 2015

### GAME

32 9/13/09 vs. KC  
30 10/30/11 vs. Ari.  
29 11/10/16 vs. Cle.  
9/20/15 at Oak.  
11/24/96 vs. Jax.  
28 5 times, last 12/4/16 vs. Mia.

## FEWEST FIRST DOWNS

### SEASON

243 1998  
259 2003, 1999  
260 2004

### GAME

5 11/5/07 at Pit.  
12/24/00 vs. NYJ

## MOST FIRST DOWNS BY OPPONENT

### SEASON

351 1996  
326 2012  
316 2002

## GAME

33 9/23/12 vs. NE  
11/3/96 vs. Cin.  
31 12/10/17 at Pit.; 11/30/14 vs. SD  
30 10/14/12 vs. Dal.  
9/30/02 vs. Den.

## FEWEST FIRST DOWNS BY OPPONENT

### SEASON

216 2000  
228 2008  
236 2006

### GAME

5 11/26/00 vs. Cle.  
6 3 times, last 9/13/10 at NYJ

## MOST FIRST DOWNS RUSHING

### SEASON

132 2008  
116 2000  
115 2009, 2003

### GAME

17 10/10/10 vs. Den.  
16 12/4/11 at Cle.  
15 11/19/00 vs. Dal.  
14 3 times, last on 12/13/09 vs. Det.

## FEWEST FIRST DOWNS RUSHING

### SEASON

68 2013  
79 2016  
86 2006, 1998

### GAME

0 10/23/16 at NYJ  
12/13/15 vs. Sea.  
9/29/13 at Buf.  
9/18/05 at Ten.  
1 9 times, last 12/21/14 at Hou.

## MOST FIRST DOWNS RUSHING BY OPPONENT

### SEASON

115 1996  
105 2012  
101 1997

### GAME

15 11/3/96 vs. Cin.  
14 9/8/96 at Pit.  
13 12/18/16 vs. Phi.

## FEWEST FIRST DOWNS RUSHING BY OPPONENT

### SEASON

58 2008  
59 2006, 2000  
69 2007

### GAME

0 5 times, last 10/16/16 at NYG

## MOST FIRST DOWNS PASSING

### SEASON

211 2015  
208 1996  
205 2016

### GAME

20 12/4/16 vs. Mia.; 9/13/09 vs. KC  
19 6 times, last 11/6/17 at Ten.

## FEWEST FIRST DOWNS PASSING

### SEASON

121 2003  
135 2004  
140 1998

### GAME

3 11/9/97 at Pit.  
4 10 times, last 9/24/17 at Jax. - London

## MOST FIRST DOWNS PASSING BY OPPONENT

### SEASON

213 1996  
205 2014  
190 2016, 2002

### GAME

23 12/10/17 at Pit.  
21 12/13/10 at Hou.  
10/24/10 vs. Buf.  
20 5 times, last 11/30/14 vs. SD

# TEAM RECORDS

## FEWEST FIRST DOWNS PASSING BY OPPONENT

<b>SEASON</b>
135 2000
144 2003
151 2006

<b>GAME</b>
2 9/13/10 at NYJ
11/26/00 vs. Cle.
3 5 times, last 12/6/15 at Mia.

## MOST FIRST DOWNS BY PENALTY

<b>SEASON</b>
38 2014
2013
34 2012

<b>GAME</b>
6 11/10/13 vs. Cin.
9/13/10 at NYJ
5 12 times, last 10/16/16 at NYG

## FEWEST FIRST DOWNS BY PENALTY

<b>SEASON</b>
16 2000
17 2006, 1998, 1997
18 2009

## MOST FIRST DOWNS BY PENALTY BY OPPONENT

<b>SEASON</b>
42 2015
37 2005
34 2012, 2009

<b>GAME</b>
8 9/23/12 vs. NE
10/9/05 at Det.
7 11/15/98 at SD
6 5 times, last 11/15/15 vs. Jax.

## FEWEST FIRST DOWNS BY PENALTY BY OPP.

<b>SEASON</b>
18 2010, 2008
20 2001
22 2000

## NET YARDS

### MOST NET YARDS (RUSHING AND PASSING)

<b>SEASON</b>
5,838 2014
5,749 2015
5,723 1996

<b>GAME</b>
553 9/25/11 at STL
548 12/13/09 vs. Det.
533 12/23/12 vs. NYG
503 9/23/12 vs. NE
501 9/13/09 vs. KC
496 12/4/16 vs. Mia.

### FEWEST NET YARDS (RUSHING AND PASSING)

<b>SEASON</b>
4,375 2004
4,498 1998
4,639 2002

<b>GAME</b>
104 11/5/07 at Pit.
124 11/28/04 at NE
142 12/24/00 vs. NYJ

### MOST NET YARDS BY OPP. (RUSHING AND PASSING)

<b>SEASON</b>
5,889 1996
5,615 2012
5,398 2015
5,391 2014

<b>GAME</b>
548 10/20/96 at Den.
545 12/10/17 at Pit.
540 11/29/98 vs. Ind.
525 11/24/14 at NO
524 12/24/00 vs. NYJ

## FEWEST NET YARDS BY OPP. (RUSHING AND PASSING)

<b>SEASON</b>
3,967 2000
4,177 2008
4,222 1999

<b>GAME</b>
94 9/24/00 vs. Cin.
107 10/10/04 at Was.
112 11/26/00 vs. Cle.

## MOST TOTAL NET YARDS, BOTH TEAMS

<b>GAME</b>
974 11/24/14, Bal. (449) at NO (525)
964 10/27/96, Bal. (478) vs. STL (486) - OT
958 12/10/17, Bal. (413) at Pit. (545)

## FEWEST TOTAL NET YARDS, BOTH TEAMS

<b>GAME</b>
339 10/10/04, Bal. (232) at Was. (107)
351 10/24/11, Bal. (146) at Jax. (205)
364 11/15/98, Bal. (161) at SD (203)

## RUSHING

### MOST RUSHING ATTEMPTS

<b>SEASON</b>
592 2008
552 2003
511 2000

<b>GAME</b>
55 12/4/11 at Cle.
51 11/26/00 vs. Cle.
47 10/10/10 vs. Den.
46 12/30/12 at Cin.
10/26/08 vs. Oak.
9/7/08 vs. Cin.

### FEWEST RUSHING ATTEMPTS

<b>SEASON</b>
367 2016
383 2015
408 1998

<b>GAME</b>
9 9/29/13 at Buf.
11 10/23/16 at NYJ
12 3 times, last 10/21/12 at Hou.
13 9/18/05 at Ten.
12/16/01 vs. Pit.

### MOST RUSHING ATTEMPTS BY OPPONENT

<b>SEASON</b>
508 1996
492 2012
472 1998

<b>GAME</b>
55 9/29/13 at Buf.
54 10/15/17 vs. Chi. - OT
51 10/7/12 at KC
47 10/27/96 vs. STL - OT

### FEWEST RUSHING ATTEMPTS BY OPPONENT

<b>SEASON</b>
361 2000
366 2008
367 2006

<b>GAME</b>
11 10/6/13 at Mia.
11/26/06 vs. Pit.
13 11/10/16 vs. Cle.
10/10/10 vs. Den.
9/10/06 at TB
10/1/00 at Cle.

### MOST YARDS GAINED RUSHING

<b>SEASON</b>
2,674 2003
2,376 2008
2,200 2009

<b>GAME</b>
343 9/14/03 vs. Cle.
308 12/13/09 vs. Det.
290 12/4/11 at Cle.
276 12/21/03 at Cle.

## FEWEST YARDS GAINED RUSHING

<b>SEASON</b>
1,328 2013
1,463 2016
1,478 2015

<b>GAME</b>
11 10/23/16 at NYJ
14 9/18/05 at Ten.
24 9/29/13 at Buf.
12/20/98 at Chi.

## MOST YARDS GAINED RUSHING BY OPPONENT

<b>SEASON</b>
1,965 2012
1,920 1996
1,780 2017

<b>GAME</b>
231 10/15/17 vs. Chi. - OT
227 10/14/12 vs. Dal.
222 10/20/96 at Den.
214 10/7/12 at KC
10/5/97 vs. Pit.

## FEWEST YARDS GAINED RUSHING BY OPPONENT

<b>SEASON</b>
970 2000
1,214 2006
1,231 1999

<b>GAME</b>
4 9/24/00 vs. Cin.
11 12/19/99 vs. NO
21 11/26/06 vs. Pit.

## HIGHEST AVERAGE GAIN, RUSHING

<b>SEASON</b>
4.8 2003
4.7 2009
4.5 2014

## LOWEST AVERAGE GAIN, RUSHING

<b>SEASON</b>
3.1 2013
3.4 2006
3.6 2005

## HIGHEST AVERAGE GAIN, RUSHING BY OPPONENT

<b>SEASON</b>
4.1 2017
4.0 2015, 2012
3.9 2010
3.8 2013, 1996

## LOWEST AVERAGE GAIN, RUSHING BY OPPONENT

<b>SEASON</b>
2.7 2000
2.8 2007
3.1 1999

## MOST TOUCHDOWNS RUSHING

<b>SEASON</b>
22 2009
20 2008
18 2003

<b>GAME</b>
5 12/13/09 vs. Det.
4 10/10/10 vs. Den.
3 13 times, last 12/10/17 at Pit.

## FEWEST TOUCHDOWNS RUSHING

<b>SEASON</b>
5 2005
7 2013, 1998, 1997
8 2015

## MOST TOUCHDOWNS RUSHING BY OPPONENT

<b>SEASON</b>
18 1996
17 2002, 1997
15 2012
12 2017, 1998

<b>GAME</b>
4 10/9/05 at Det.
3 9 times, last 10/26/14 at Cin.

# TEAM RECORDS

## FEWEST TOUCHDOWNS RUSHING BY OPPONENT

<b>SEASON</b>
4 2008
5 2010, 2006, 2000
6 2003, 1999

## PASSING

### MOST PASSING ATTEMPTS

<b>SEASON</b>
679 2016
676 2015
619 2013

<b>GAME</b>
64 9/23/01 at Cin.
62 9/7/14 vs. Cin. & 9/5/13 at Den.
56 1/3/16 at Cin.

### FEWEST PASSING ATTEMPTS

<b>SEASON</b>
415 2003
433 2008
465 2004

<b>GAME</b>
17 3 times, last 9/10/17 at Cin.
18 6 times, last 10/10/04 at Was.

### MOST PASSING ATTEMPTS BY OPPONENT

<b>SEASON</b>
599 1999
596 2010
595 2014

<b>GAME</b>
69 12/24/00 vs. NYJ
66 12/10/17 at Pit.
62 12/13/10 at Hou.

### FEWEST PASSING ATTEMPTS BY OPPONENT

<b>SEASON</b>
490 2007
501 2004
509 2006

<b>GAME</b>
15 10/13/96 at Ind.
16 9/17/00 vs. Mia. 10/21/99 vs. KC

### MOST PASS COMPLETIONS

<b>SEASON</b>
439 2016
426 2015
363 2017, 2013

<b>GAME</b>
37 12/12/16 at NE 12/4/16 vs. Mia.
35 11/5/17 at Ten. 9/7/14 vs. Cin.
34 11/15/15 vs. Jax. 9/5/13 at Den. 9/30/07 at Cle. 9/11/05 vs. Ind. 9/23/01 at Cin.

### FEWEST PASS COMPLETIONS

<b>SEASON</b>
217 2003
258 2004
261 2008

<b>GAME</b>
7 9/14/03 vs. Cle.
8 12/7/03 vs. Cin. 12/12/99 at Pit.

### MOST PASS COMPLETIONS BY OPPONENT

<b>SEASON</b>
382 2014
369 2016
360 2002

<b>GAME</b>
44 12/10/17 at Pit.
36 10/11/15 vs. Cle. 12/24/00 vs. NYJ
35 11/24/14 at NO 9/30/02 vs. Den.
34 11/30/14 vs. SD

## FEWEST PASS COMPLETIONS BY OPPONENT

<b>SEASON</b>
276 2008, 2004
279 2006
288 2011

<b>GAME</b>
9 8 times, last 10/15/17 vs. Chi. - OT

### MOST NET YARDS GAINED, PASSING

<b>SEASON</b>
4,271 2015
4,100 2016
3,978 1996

<b>GAME</b>
404 10/27/96 vs. STL - OT
386 12/4/16 vs. Mia.
385 9/25/11 at STL
384 9/20/15 at Oak.
382 9/23/12 vs. NE

### FEWEST NET YARDS GAINED, PASSING

<b>SEASON</b>
2,255 2003
2,312 2004
2,808 2008

<b>GAME</b>
37 12/17/00 at Ari.
40 11/5/07 at Pit.
47 11/28/04 at NE

### MOST NET YARDS GAINED, PASSING BY OPPONENT

<b>SEASON</b>
3,979 2014
3,969 1996
3,737 2015

<b>GAME</b>
486 12/10/17 at Pit.
473 12/24/00 vs. NYJ
445 9/5/13 at Den.

### FEWEST NET YARDS GAINED, PASSING BY OPPONENT

<b>SEASON</b>
2,805 2003
2,875 2008
2,958 2005

<b>GAME</b>
55 10/10/04 at Was.
60 9/13/10 at NYJ
64 12/10/00 vs. SD

### MOST TIMES SACKED

<b>SEASON</b>
56 1999
48 2013
43 2000

<b>GAME</b>
7 8 times, last 12/18/11 at SD

### FEWEST TIMES SACKED

<b>SEASON</b>
17 2006
19 2014
24 2015

### MOST TIMES OPPONENTS SACKED

<b>SEASON</b>
60 2006
49 2014, 1999
48 2011

<b>GAME</b>
9 11/24/11 vs. SF 11/26/06 vs. Pit. 11/16/97 vs. Phi. - OT
8 12/14/14 vs. Jax.
7 9/24/06 at Cle. 12/26/99 vs. Cin.

### FEWEST TIMES OPPONENTS SACKED

<b>SEASON</b>
27 2010
30 1996
31 2016
32 2009, 2007

## MOST CONSECUTIVE GAMES OPPONENTS SACKED

22 (6th game in 2012 - 11th game in 2013) (9th game in 2000 - 14th in 2001)
21 (5th game in 2008 - 9th game in 2009) (15th game in 2005 - 3rd in 2007) (8th game in 1997 - 12th in 1998)

## HIGHEST COMPLETION PERCENTAGE

<b>SEASON</b>
64.7 2016 (439-679)
64.0 2017 (363-567)
63.0 2015 (426-676)

<b>GAME</b>
80.0 11/1/09 vs. Den. (20-25) 9/9/01 vs. Chi. (24-30)
79.4 11/1/98 vs. Jax. (27-34)
78.9 1/1/12 at Cin. (15-19)
78.6 11/19/17 at GB (22-28)
77.8 12/10/06 at KC (21-27) 11/26/06 vs. Pit. (21-27)

## LOWEST COMPLETION PERCENTAGE

<b>SEASON</b>
49.5 1999 (270-546)
52.3 2003 (217-415)
54.7 2002 (262-479)

<b>GAME</b>
30.8 12/12/99 at Pit. (8-26)
32.3 10/2/11 vs. NYJ (10-31)
35.3 11/15/98 at SD (12-34)

## HIGHEST COMPLETION PERCENTAGE BY OPPONENT

<b>SEASON</b>
65.2 1996 (350-537)
64.2 2015 (350-545), 2014 (382-595)
63.8 2016 (369-578)

<b>GAME</b>
84.0 12/20/15 vs. KC (21-25)
83.9 11/17/96 at SF (26-31)
80.6 12/5/04 vs. Cin. (29-36)

## LOWEST COMPLETION PERCENTAGE BY OPPONENT

<b>SEASON</b>
52.3 2008 (276-528)
53.8 2011 (288-535)
54.8 2006 (279-509), 1999 (328-599)

<b>GAME</b>
31.4 10/2/11 vs. NYJ (11-35)
35.7 11/15/98 at SD (15-42)
36.4 11/30/08 at Cin. (12-33)

## MOST TOUCHDOWNS PASSING

<b>SEASON</b>
34 1996
27 2014
25 2010, 1997
22 2012

<b>GAME</b>
5 10/12/14 at TB; 9/10/00 vs. Jax.
4 6 times, last 12/4/16 vs. Mia.

## FEWEST TOUCHDOWNS PASSING

<b>SEASON</b>
13 2007, 2004
16 2008, 2003, 1998
17 2005

## MOST TOUCHDOWNS PASSING BY OPPONENT

<b>SEASON</b>
30 2015
28 2016
27 2007, 1996
25 2013

<b>GAME</b>
7 9/5/13 at Den.
6 11/2/14 at Pit.

## FEWEST TOUCHDOWNS PASSING BY OPPONENT

<b>SEASON</b>
11 2011, 2000
14 2004
15 2012



# TEAM RECORDS

## MOST PASSES HAD INTERCEPTED

**SEASON**  
23 2013  
21 2015, 2005  
20 2001, 1999, 1996

**GAME**  
5 9/29/13 at Buf.  
4 6 times, last 9/19/10 at Cin.

## FEWEST PASSES HAD INTERCEPTED

**SEASON**  
10 2010  
11 2012, 2004  
12 2014, 2011, 2008

## PUNTING

### MOST PUNTS

**SEASON**  
104 1999  
97 2004  
92 1998

**GAME**  
10 6 times, last 9/5/13 at Den.

### FEWEST PUNTS

**SEASON**  
60 2014  
69 1996  
73 2011

**GAME**  
0 11/7/10 vs. Mia.  
9/30/07 at Cle.  
1 6 times, last 11/30/14 vs. SD

### MOST PUNTS BY OPPONENT

**SEASON**  
115 1999  
105 2003  
98 2013, 2001

**GAME**  
11 11/30/08 at Cin.  
12/19/99 vs. NO  
10 5 times, last 11/6/16 vs. Pit.

### FEWEST PUNTS BY OPPONENT

**SEASON**  
68 1996  
76 2014, 2007  
77 2017

**GAME**  
0 12/18/11 at SD  
12/26/04 at Pit.  
1 11/30/14 vs. SD  
10/20/13 at Pit.  
10/14/12 vs. Dal.

### HIGHEST GROSS PUNTING AVERAGE

**SEASON**  
47.4 2014  
47.1 2012  
46.7 2015

### LOWEST GROSS PUNTING AVERAGE

**SEASON**  
38.0 2001  
40.2 2000  
40.5 2002

### HIGHEST GROSS PUNTING AVERAGE BY OPPONENT

**SEASON**  
46.2 2012  
45.9 2015, 2014  
45.8 2013

### LOWEST GROSS PUNTING AVERAGE BY OPPONENT

**SEASON**  
40.1 2004, 2003  
40.5 2005  
40.8 2002

## HIGHEST NET PUNTING AVERAGE

**SEASON**  
43.3 2014  
42.9 2015  
40.8 2012

## LOWEST NET PUNTING AVERAGE

**SEASON**  
32.9 2002, 2001  
33.9 2000  
34.6 2004

## HIGHEST NET PUNTING AVERAGE BY OPPONENT

**SEASON**  
41.2 2012  
40.5 2016, 2014  
40.2 2017

## LOWEST NET PUNTING AVERAGE BY OPPONENT

**SEASON**  
32.8 2002  
33.0 2005  
33.1 2004, 2000

## PUNT RETURNS

### MOST PUNT RETURNS

**SEASON**  
60 2004  
59 1999  
53 2003

**GAME**  
9 11/26/00 vs. Cle.  
8 11/25/12 at SD  
7 6 times, last 12/23/12 vs. NYG

### FEWEST PUNT RETURNS

**SEASON**  
32 2017, 2016, 2014  
34 2002  
35 2007

### MOST PUNT RETURNS BY OPPONENT

**SEASON**  
55 2005  
53 1997  
49 2012

**GAME**  
7 2 times, last 12/4/05 at Hou.  
6 17 times, last 11/10/13 vs. Cin.

### FEWEST PUNT RETURNS BY OPPONENT

**SEASON**  
23 2014  
27 1996  
33 2016, 2011, 2001

### MOST FAIR CATCHES

**SEASON**  
27 2017, 2011  
26 2012, 2010

**GAME**  
5 11/30/08 at Cin.  
4 10 times, last 11/19/17 at GB

### MOST FAIR CATCHES BY OPPONENT

**SEASON**  
28 1999  
24 1998  
23 2000

**GAME**  
6 12/19/99 vs. NO  
4 5 times, last 11/2/14 at Pit.

### MOST YARDS, PUNT RETURNS

**SEASON**  
713 2000  
616 2004  
609 2013

**GAME**  
184 12/7/97 vs. Sea.  
173 12/24/00 vs. NYJ  
132 10/15/17 vs. Chi. - OT

## FEWEST YARDS, PUNT RETURNS

**SEASON**  
246 2016  
290 2009  
292 2014

## MOST YARDS, PUNT RETURNS BY OPPONENT

**SEASON**  
481 2005  
471 2002  
468 1999

**GAME**  
117 11/2/97 at NYJ - OT  
112 10/30/11 vs. Ari.  
110 11/23/97 vs. Ari.

## FEWEST YARDS, PUNT RETURNS BY OPPONENT

**SEASON**  
166 2014  
176 2015  
183 2001

## HIGHEST AVERAGE, PUNT RETURNS

**SEASON**  
15.8 2000 (45-713)  
14.2 2013 (43-609)  
13.4 1997 (42-564)

## LOWEST AVERAGE, PUNT RETURNS

**SEASON**  
7.4 2010 (43-319), 2009 (39-290)  
7.7 2016 (32-246), 2003 (53-410), 1999 (59-452)  
7.8 2006 (45-351)

## HIGHEST AVERAGE, PUNT RETURNS BY OPPONENT

**SEASON**  
11.9 2011 (33-392)  
11.8 2002 (40-471)  
11.4 2016 (33-375)

## LOWEST AVERAGE, PUNT RETURNS BY OPPONENT

**SEASON**  
5.0 2015 (35-176)  
5.5 2001 (33-183)  
6.4 2008 (38-245)

## MOST TOUCHDOWNS ON PUNT RETURNS

**SEASON**  
2 2007, 2004, 2000, 1998, 1997  
1 2017, 2015, 2013, 2012, 2011, 2002

**GAME**  
2 12/24/00 vs. NYJ  
12/7/97 vs. Sea.  
1 12 times, last 10/15/17 vs. Chi. - OT

## MOST TDs ON PUNT RETURNS BY OPPONENT

**SEASON**  
2 2011, 2002  
1 2016, 2009, 2005, 1999, 1998

**GAME**  
1 9 times, last 10/9/16 vs. Was.

## KICKOFF RETURNS

### MOST KICKOFF RETURNS

**SEASON**  
86 1996  
71 1997  
69 1998

**GAME**  
10 12/13/98 vs. Min.  
9 9/10/00 vs. Jax.  
8 6 times, last 10/18/09 at Min.

### FEWEST KICKOFF RETURNS

**SEASON**  
28 2016  
34 2017, 2015  
38 2014  
42 2011  
44 2013

# TEAM RECORDS

## MOST KICKOFF RETURNS BY OPPONENT

<b>SEASON</b>
77 2009
76 2008
75 2006
<b>GAME</b>
9 12/13/09 vs. Det. 12/19/05 vs. GB 12/2/01 vs. Ind.

## FEWEST KICKOFF RETURNS BY OPPONENT

<b>SEASON</b>
9 2015
26 2014
27 2016

## MOST YARDS, KICKOFF RETURNS

<b>SEASON</b>
1,734 1996
1,700 1998
1,636 2012
<b>GAME</b>
367 12/13/98 vs. Min. 233 12/13/10 at Hou. 204 11/2/14 at Pit.

## FEWEST YARDS, KICKOFF RETURNS

<b>SEASON</b>
636 2016
857 2015
936 2017
<b>GAME</b>
0 19 times, last 12/23/17 vs. Ind.

## MOST YARDS, KICKOFF RETURNS BY OPPONENT

<b>SEASON</b>
1,720 2008
1,636 2006
1,565 2009
<b>GAME</b>
245 11/18/07 vs. Cle. 244 11/10/02 vs. Cin. 237 11/2/08 at Cle. 1/2/05 vs. Mia.

## FEWEST YARDS, KICKOFF RETURNS BY OPP.

<b>SEASON</b>
229 2015
559 2016
601 2014
<b>GAME</b>
0 23 times, last 11/20/16 at Dal.

## HIGHEST AVERAGE, KICKOFF RETURNS

<b>SEASON</b>
28.3 2014 (38-1,077)
27.5 2017 (34-926)
27.3 2012 (60-1,636)

## LOWEST AVERAGE, KICKOFF RETURNS

<b>SEASON</b>
20.1 2008 (50-1,007)
20.2 1997 (71-1,435), 1996 (86-1,734)
20.3 1999 (54-1,098)

## HIGHEST AVERAGE, KICKOFF RETURNS BY OPPONENT

<b>SEASON</b>
29.2 2011 (36-1,050)
26.0 2010 (38-987)
25.4 2015 (9-229)

## LOWEST AVERAGE, KICKOFF RETURNS BY OPPONENT

<b>SEASON</b>
18.6 2017 (33-615)
20.0 1996 (70-1,402)
20.3 2009 (77-1,565)

## MOST TOUCHDOWNS ON KICKOFF RETURNS

<b>SEASON</b>
2 2012, 1998
<b>GAME</b>
*2 12/13/98 vs. Min. * Ties NFL Record

## MOST TDs ON KICKOFF RETURNS BY OPPONENT

<b>SEASON</b>
2 2008, 2004, 1998
1 2011, 2003, 2002, 1997
<b>GAME</b>
1 10 times, last 10/2/11 vs. NYJ

## FUMBLES

### MOST FUMBLES

<b>SEASON</b>
37 2003, 1997
35 2007
34 2002
<b>GAME</b>
7 10/13/02 at Ind. 10/22/00 vs. Ten. 5 10 times, last 12/20/08 at Dal.

### FEWEST FUMBLES

<b>SEASON</b>
13 2015
14 2012
15 2013

### MOST FUMBLES BY OPPONENT

<b>SEASON</b>
45 2000
29 2003
28 2005
<b>GAME</b>
8 10/8/00 at Jax. 5 7 times, last 11/22/15 vs. STL

### FEWEST FUMBLES BY OPPONENT

<b>SEASON</b>
12 2007
17 1998
18 2015

### MOST FUMBLES LOST

<b>SEASON</b>
26 2007
19 2003
18 2002
<b>GAME</b>
5 12/13/98 vs. Min. 4 4 times, last 11/11/07 vs. Cin.

### FEWEST FUMBLES LOST

<b>SEASON</b>
4 2017
5 2012
6 2013
7 2016, 2015, 2000

### MOST FUMBLES LOST BY OPPONENT

<b>SEASON</b>
26 2000
17 2003
15 2005
<b>GAME</b>
4 5 times, last 11/22/15 vs. STL

### FEWEST FUMBLES LOST BY OPPONENT

<b>SEASON</b>
6 2007, 2002, 1998
7 1996
8 2015, 2013, 2010, 2008

### MOST OWN FUMBLES RECOVERED

<b>SEASON</b>
20 1997
19 2008, 2000
18 2003

## FEWEST OWN FUMBLES RECOVERED

<b>SEASON</b>
6 2015
8 2014
9 2013, 2012, 2007

## MOST OPPONENTS FUMBLES RECOVERED

<b>SEASON</b>
26 2000
17 2003
15 2005
<b>GAME</b>
4 5 times, last 11/22/15 vs. STL

## FEWEST OPPONENTS FUMBLES RECOVERED

<b>SEASON</b>
5 1998
6 2007, 2002
7 1996

## MOST TDs, FUMBLES RECOVERED, OWN & OPPONENT

<b>SEASON</b>
3 2017, 2011
2 2005, 2004
1 2016, 2015, 2009, 2008, 2006, 2003, 2002, 2001
<b>GAME</b>
2 10/2/11 vs. NYJ 1 16 times, last 12/17/17 at Cle. (DT Brandon Williams)

## MOST TDs, OWN FUMBLES RECOVERED

<b>SEASON</b>
1 2017, 2004, 2003, 2002
<b>GAME</b>
1 10/26/17 vs. Mia. 12/5/04 vs. Cin. 9/21/03 at SD 12/29/02 at Pit.

## MOST TDs, OPPONENTS FUMBLES RECOVERED

<b>SEASON</b>
3 2011
2 2017, 2005
1 2016, 2015, 2009, 2008, 2006, 2004, 2001
<b>GAME</b>
2 10/2/11 vs. NYJ 1 12 times, last 12/17/17 at Cle. (DT Brandon Williams)

## INTERCEPTIONS

### MOST INTERCEPTIONS

<b>SEASON</b>
28 2006
26 2008
25 2002
<b>GAME</b>
5 10/14/07 vs. STL 4 13 times, last 9/17/17 vs. Cle.

### FEWEST INTERCEPTIONS

<b>SEASON</b>
6 2015
11 2014, 2005
13 2012

### MOST INTERCEPTIONS BY OPPONENT

<b>SEASON</b>
23 2013
21 2015, 2005
20 2001, 1999, 1996
<b>GAME</b>
5 9/29/13 at Buf. 4 6 times, last 9/19/10 at Cin.

### FEWEST INTERCEPTIONS BY OPPONENT

<b>SEASON</b>
10 2010
11 2012, 2004
12 2014, 2011, 2008

### MOST CONSECUTIVE GAMES W/ INTERCEPTIONS

10 2005-06 (game 16 in '05 through 1st 9 in '06)
9 2010-11 (game 12 in '10 through 1st 4 in '11)
2006 (games 1-9)

# TEAM RECORDS

## MOST CONSECUTIVE GAMES W/ INTs BY OPPONENT

10	2016-17 (last 6 through 1st 4)
9	2001 (games 5-13)
7	1998 (games 5-11) 1996-97 (last 4 through 1st 3)

## MOST INTERCEPTION YARDS

SEASON	700 2004
544 2006	
511 2003	

GAME	183 12/24/00 vs. NYJ
162 11/23/08 vs. Phi.	
156 10/24/04 vs. Buf.	

## FEWEST INTERCEPTION YARDS

SEASON	51 2015
135 2014	
147 1996	

## MOST INTERCEPTION YARDS BY OPPONENT

SEASON	349 1996
340 2017, 2015	
331 2001	

GAME	142 10/15/17 vs. Chi. - OT
108 10/21/99 vs. KC	
103 12/19/04 at Ind.	

## FEWEST INTERCEPTION YARDS BY OPPONENT

SEASON	104 2008
118 1997	
142 2006	

## MOST TDs ON INTERCEPTIONS

SEASON	5 2008, 2006, 2004
4 2003, 1999	
3 2017, 2010	

GAME	2 10/26/17 vs. Mia. 11/21/10 at Car. 10/29/06 at NO
1 41 times, last 12/3/17 vs. Det.	

## MOST TDs ON INTERCEPTIONS BY OPPONENT

SEASON	4 2015, 2013
3 2012, 2005, 2001, 1999, 1996	
2 2017, 2000	

GAME	2 10/21/99 vs. KC
1 29 times, last 12/31/17 vs. Cin.	

## PENALTIES

### FEWEST PENALTIES

SEASON	89 2001
90 2010	
91 2017	

GAME	1 6 times, last 10/8/17 at Oak.
------	---------------------------------

### MOST PENALTIES

SEASON	139 2005
126 2003	
125 2016, 1999	

GAME	21 10/9/05 at Det.
15 10/16/16 at NYG	
14 4 times, last 11/30/14 vs. SD	

### FEWEST PENALTIES BY OPPONENT

SEASON	79 2006
84 2007, 2000	
88 2009	

GAME	0 12/23/07 at Sea.
1 11/11/10 at Atl. 12/20/09 vs. Chi. 12/8/96 at Cin.	

### MOST PENALTIES BY OPPONENT

SEASON	126 2013
122 1999, 1998	
117 2010	

GAME	16 9/20/15 at Oak. 11/15/98 at SD
15 10/10/99 at Ten. 11/21/99 at Cin.	

### FEWEST PENALTIES, BOTH TEAMS

GAME	3 12/26/10, Bal. (1) at Cle. (2)
4 10/8/17, Bal. (1) at Oak. (3) 9/8/96, Bal. (1) at Pit. (3)	
5 12/20/09, Bal. (4) vs. Chi. (1) 12/16/07, Bal. (1) at Mia. (4) 12/8/96, Bal. (4) at Cin. (1)	

### MOST PENALTIES, BOTH TEAMS

GAME	30 11/15/98, Bal. (14) at SD (16)
28 10/9/05, Bal. (21) at Det. (7)	
26 9/20/15, Bal. (10) at Oak. (16)	

### FEWEST YARDS PENALIZED

SEASON	673 2010
728 2001	
730 2000	

GAME	5 10/8/17 at Oak. 12/26/10 at Cle. 12/16/07 at Mia. 11/10/02 vs. Cin.
10 11/29/98 vs. Ind. 9/8/96 at Pit.	

### MOST YARDS PENALIZED

SEASON	1,153 2015
1,127 2012	
1,111 2016	

GAME	147 10/9/05 at Det.
146 10/6/96 vs. NE	
137 11/22/15 vs. STL	
136 11/20/16 at Dal.	

### FEWEST YARDS OPPONENT PENALIZED

SEASON	535 2000
580 2006	
728 2007	

GAME	0 12/23/07 at Sea.
5 11/11/10 at Atl. 12/8/96 at Cin.	
9 12/20/09 vs. Chi.	

### MOST YARDS OPPONENT PENALIZED

SEASON	1,196 2013
1,118 1999	
1,032 2011	

### FEWEST YARDS PENALIZED, BOTH TEAMS

GAME	25 12/26/10, Bal. (5) at Cle. (20)
29 10/8/17, Bal. (5) at Oak. (24)	
30 12/16/07, Bal. (5) at Mia. (25) 9/8/96, Bal. (10) at Pit. (20)	
35 12/20/09, Bal. (26) vs. Chi. (9) 12/10/00, Bal. (15) vs. SD (20) 11/16/97, Bal. (15) vs. Phi. (20)	

## MOST YARDS PENALIZED, BOTH TEAMS

GAME	310 12/7/09, Bal. (135) at GB (175)
293 10/10/99, Bal. (81) at Ten. (212)	
252 11/15/98, Bal. (106) at SD (146)	

## TURNOVERS

### MOST TURNOVERS

SEASON	40 2007
38 2003	
36 2005, 2001	

GAME	7 11/9/03 at STL 11/9/97 at Pit.
6 4 times, last 11/11/07 vs. Cin.	

### FEWEST TURNOVERS

SEASON	16 2012
17 2017	
20 2014, 2010	

### MOST TURNOVERS BY OPPONENT

SEASON	49 2000
41 2003	
40 2006	

GAME	7 9/11/11 vs. Pit.
6 6 times, last 12/20/09 vs. Chi.	

### FEWEST TURNOVERS BY OPPONENT

SEASON	14 2015
22 2014, 1996	
23 2007, 1998	

### MOST TURNOVERS, BOTH TEAMS

SEASON	79 2003
75 2000	
64 2001	

GAME	11 11/9/03, Bal. (7) at STL (4)
------	---------------------------------

### MOST TDs BY RAVENS OFF TURNOVERS

SEASON	7 2004 (5 INTs, 2 FRs)
6 2008 (5 INTs, 1 FR) 2006 (5 INTs, 1 FR)	
5 2017 (3 INTs, 2 FRs), 2011 (3 FRs, 1 INT), 2003 (4 INTs), 1999 (4 INTs)	

GAME	3 10/2/11 vs. NYJ (2 FRs, 1 INT)
2 10/26/17 vs. Mia. (2 INTs) 11/21/10 at Car. (2 INTs) 10/29/06 at NO (2 INTs)	
1 47 times, last 12/17/17 at Cle. (1 FR)	

### MOST TDs BY OPPONENT OFF TURNOVERS

SEASON	5 2015 (4 INTs, 1 FR) 2013 (4 INTs, 1 FR)
4 1999 (3 INTs, 1 FR), 1996 (3 INTs, 1 FR)	
3 2012 (3 INTs), 2008 (2 FRs, 1 INT), 2007 (2 FRs, 1 INT), 2005 (3 INTs), 2001 (3 INTs)	

GAME	2 12/20/15 vs. KC (1 INT, 1 FR) 12/22/13 vs. NE (1 INT, 1 FR) 10/21/99 vs. KC (2 INTs)
1 40 times, last 12/31/17 vs. Cin. (1 INT)	



# OPPONENT SINGLE-GAME BESTS

## SCORING

### MOST POINTS

- 21 Shayne Graham 11/11/07 vs. Cin. (7 FGs)
- 20 Gary Anderson 12/13/98 vs. Min. (6 FGs, 2 PATs)
- 19 Randy Bullock 12/21/14 at Hou. (6 FGs, 1 PAT)

### MOST TOUCHDOWNS

- 3 Le'Veon Bell 12/10/17 at Pit. (2 rush, 1 rec.)
- Mercedes Lewis 9/24/17 at Jax. - London (3 rec.)
- Michael Crabtree 10/2/16 vs. Oak. (3 receiving)
- Doug Baldwin 12/13/15 vs. Sea. (3 receiving)
- Lee Evans 10/24/10 vs. Buf. (3 receiving)
- Joseph Addai 12/9/07 vs. Ind. (2 rush, 1 receiving)
- Deuce McAllister 12/8/02 vs. NO (3 rushing)
- Jimmy Smith 9/10/00 vs. Jax. (3 receiving)
- Karim Abdul-Jabbar 10/19/97 vs. Mia. (3 rushing)
- Tony Martin 9/28/97 at SD (3 receiving)
- Ed McCaffrey 10/20/96 at Den. (3 receiving)

### MOST PATs ATTEMPTED

- 7 Matt Prater 9/5/13 at Den.
- 6 4 times, last by Adam Vinatieri 12/9/07 vs. Ind.

### MOST PATs MADE

- 7 Matt Prater 9/5/13 at Den.
- 6 4 times, last by Adam Vinatieri 12/9/07 vs. Ind.

### MOST FGs ATTEMPTED

- 7 Shayne Graham 11/11/07 vs. Cin.
- 6 4 times, last by Kai Forbath 10/22/17 at Min.
- 5 14 times, last by Adam Vinatieri 12/23/17 vs. Ind.

### MOST FGs MADE

- 7 Shayne Graham 11/11/07 vs. Cin.
- 6 Kai Forbath 10/22/17 at Min.
- Randy Bullock 12/21/14 at Hou.
- Gary Anderson 12/13/98 vs. Min.
- 5 8 times by 6 different players, last by Mike Nugent 9/7/14 vs. Cin.

### LONGEST FG ATTEMPTED

- 60 Adam Vinatieri 12/23/17 vs. Ind.
- John Hall 9/13/98 at NYJ
- 57 Brandon McManus 9/13/15 at Den.
- Matt Bryant 10/19/14 vs. Atl.
- Caleb Sturgis 10/6/13 at Mia.
- Mike Vanderjagt 10/13/02 at Ind.
- 56 Dustin Hopkins 10/9/16 vs. Was.
- Brandon McManus 9/13/15 at Den.

### LONGEST FG MADE

- 57 Brandon McManus 9/13/15 at Den.
- 56 Brandon McManus 9/13/15 at Den.
- 54 Josh Scobee (2) 10/24/11 at Jax.
- Phil Dawson 11/2/08 at Cle.
- Nate Kaeding 10/1/06 vs. SD
- 53 Cairo Santos 12/20/15 vs. KC
- Jason Myers 11/15/15 vs. Jax.
- Phil Dawson 10/18/15 at SF
- Josh Scobee 12/14/14 vs. Jax.
- Ryan Succop 9/13/09 vs. KC
- Mike Vanderjagt 11/29/98 vs. Ind.

## RUSHING

### MOST RUSHING ATTEMPTS

- 36 Jordan Howard 10/15/17 vs. Chi. - OT
- Ricky Williams 11/16/03 at Mia.
- 35 Le'Veon Bell 10/1/17 vs. Pit.
- 34 Cedric Benson 11/8/09 at Cin.

### MOST YARDS RUSHING

- 194 Terrell Davis 10/20/96 at Den.
- 192 Marshall Faulk 11/29/98 vs. Ind.
- 167 Jordan Howard 10/15/17 vs. Chi. - OT
- 163 James Allen 12/20/98 at Chi.
- 155 Domanick Davis (Williams) 12/4/05 vs. Hou.

### HIGHEST RUSHING AVERAGE (MIN. 10 CARRIES)

- 11.3 Marshall Faulk 11/29/98 vs. Ind.
- 7.4 Isaiah Crowell 9/18/16 at Cle.
- Sammy Morris 1/2/05 vs. Mia.
- 7.1 James Allen 12/20/98 at Chi.
- 6.9 Terrell Davis 10/20/96 at Den.
- 6.8 Chris Johnson 10/26/15 at Ari.

### LONGEST RUSH FROM SCRIMMAGE

- 85t Isaiah Crowell 9/18/16 at Cle.
- 77 Ahmad Bradshaw 11/16/08 at NYG
- 77t Shawn Bryson 10/9/05 at Det.
- 74t Kordell Stewart 10/5/97 vs. Pit
- 71t Terrell Davis 10/20/96 at Den.

### MOST RUSHING TDs

- 3 Deuce McAllister 12/8/02 vs. NO
- Karim Abdul-Jabbar 10/19/97 vs. Mia.
- 2 24 times by 22 players, last by Le'Veon Bell 12/10/17 at Pit.

## PASSING

### MOST PASSING ATTEMPTS

- 69 Vinny Testaverde 12/24/00 vs. NYJ
- 66 Ben Roethlisberger 12/10/17 at Pit.
- 62 Matt Schaub 12/13/10 at Hou.
- 55 Randall Cunningham 12/13/98 vs. Min.

### MOST PASS COMPLETIONS

- 44 Ben Roethlisberger 12/10/17 at Pit.
- 36 Josh McCown 10/11/15 vs. Cle.
- Vinny Testaverde 12/24/00 vs. NYJ
- 35 Drew Brees 11/24/14 at NO
- Brian Griese 9/30/02 vs. Den.
- 34 Philip Rivers 11/30/14 vs. SD
- 32 5 times, last by Eli Manning 10/16/16 at NYG

### MOST YARDS PASSING

- 506 Ben Roethlisberger 12/10/17 at Pit.
- 481 Vinny Testaverde 12/24/00 vs. NYJ
- 462 Peyton Manning 9/5/13 at Den.
- 457 Josh McCown 10/11/15 vs. Cle.
- 436 Philip Rivers 9/20/09 at SD

### HIGHEST COMPLETION PERCENTAGE

- 84.0 Alex Smith 12/20/15 vs. KC (21-25)
- 83.9 Elvis Grbac 11/17/96 at SF (26-31)
- 83.3 Rob Johnson 8/31/97 vs. Jax. (20-24)
- 82.8 Matthew Stafford 12/3/17 vs. Det. (24-29)

### LONGEST COMPLETION

- 90t Kordell Stewart to Bobby Shaw 12/16/01 vs. Pit.
- 88t Brian St. Pierre to David Gettis 11/21/10 at Car.
- 82t Jon Kitna to Chad Johnson 10/19/03 at Cin.
- 81t Philip Rivers to Darren Sproles 9/20/09 at SD
- 81t Josh Miller to Chris Hope 12/28/03 vs. Pit.

### MOST TD PASSES

- 7 Peyton Manning 9/5/13 at Den.
- 6 Ben Roethlisberger 11/2/14 at Pit.
- 5 Russell Wilson 12/13/15 vs. Sea.
- Ben Roethlisberger 11/5/07 at Pit.
- Matt Hasselbeck 11/23/03 vs. Sea.

### MOST INTERCEPTIONS THROWN

- 5 Gus Frette 10/14/07 vs. STL
- 4 5 times, last by Andy Dalton 9/10/17 at Cin.

## RECEIVING

### MOST RECEPTIONS

- 15 Jimmy Smith 9/10/00 vs. Jax.
- 14 Anquan Boldin 9/23/07 vs. Ari.
- 13 Dez Bryant 10/14/12 vs. Dal.

### HIGHEST AVG. GAIN PER RECEPTION (MIN. 3)

- 38.8 Tony Martin 9/28/97 at SD (4-155)
- 36.5 Chris Chambers 1/2/05 vs. Mia. (4-146)
- 36.3 Greg Camarillo 12/16/07 at Mia. (3-109)
- 32.7 Larry Fitzgerald 10/30/11 vs. Ari. (3-98)
- 32.3 Braylon Edwards 9/30/07 at Cle. (3-97)
- Plaxico Burress 12/26/04 at Pit. (3-97)

### MOST RECEIVING YARDS

- 291 Jimmy Smith 9/10/00 vs. Jax.
- 229 Isaac Bruce 10/27/96 vs. STL - OT
- 227 A.J. Green 9/27/15 vs. Cin.
- 222 Odell Beckham Jr. 10/16/16 at NYG
- 213 Antonio Brown 12/10/17 at Pit.
- 189 Steve Smith 10/15/06 vs. Car.

### MOST TOUCHDOWN RECEPTIONS

- 3 Mercedes Lewis 9/24/17 at Jax. - London
- Michael Crabtree 10/2/16 vs. Oak.
- Doug Baldwin 12/13/15 vs. Sea.
- Lee Evans 10/24/10 vs. Buf.
- Jimmy Smith 9/10/00 vs. Jax.
- Tony Martin 9/28/97 at SD
- Ed McCaffrey 10/20/96 at Den.

## INTERCEPTIONS

### MOST INTERCEPTIONS

- 3 Anthony Henry 11/18/01 vs. Cle.
- 2 28 times, last by Kevin Byard 11/5/17 at Ten.

### MOST INTERCEPTION RETURN YARDAGE

- 100 Brodney Pool 11/18/07 vs. Cle. (1 TD ret.)
- 98 Chris Harris 12/16/12 vs. Den. (1 TD ret.)
- 97 Derrick Brooks 9/15/02 vs. TB (1 TD ret.)
- 93 Marcus Peters 12/20/15 vs. KC (1 TD ret.)

### HIGHEST AVG. ON INT. RETURN YARDAGE (MIN. 2)

- 46.5 Marcus Peters 12/20/15 vs. KC (2-93)
- 37.0 Gary Brackett 12/9/07 vs. Ind. (2-74)
- 30.0 Aaron Ross 11/16/08 at NYG (2-60)

### LONGEST INTERCEPTION RETURN

- 100t Brodney Pool 11/18/07 vs. Cle.
- 98t Chris Harris 12/16/12 vs. Den.
- 97t Derrick Brooks 9/15/02 vs. TB

### INTERCEPTION RETURN TOUCHDOWNS

- 1 31 times, last by Darqueze Dennard 12/31/17 vs. Cin.

## SACKS

### MOST SACKS

- 4 Antwan Barnes 12/18/11 at SD
- 3.5 James Harrison 11/5/07 at Pit.
- Gerald Dixon 12/21/97 at Cin.
- 3 13 times, last by Vincent Rey 11/10/13 vs. Cin.

### MOST SACK YARDAGE

- 30.0 James Harrison 9/29/08 at Pit. (2.5 sacks)
- 25.5 James Harrison 11/5/07 at Pit. (3.5 sacks)
- 25.0 Robert Mathis 10/12/08 at Ind. (3 sacks)
- Kenard Lang 9/12/04 at Cle. (3 sacks)

## PUNTING

### MOST PUNTS

- 11 Kyle Larson 11/30/08 at Cin.
- Tommy Barnhardt 12/19/99 vs. NO
- 10 4 times, last by Craig Hentrich 10/7/01 vs. Ten

### HIGHEST GROSS PUNTING AVERAGE (4 PUNTS)

- 57.6 Andy Lee 11/24/11 vs. SF (5 punts)
- 54.8 Tim Masthay 10/13/13 vs. GB (6 punts)
- Shane Lechler 11/11/12 vs. Oak. (4 punts)
- 53.8 Mike Scifres 10/1/06 vs. SD (5 punts)

### LONGEST PUNT

- 74 Andy Lee 10/7/07 at SF
- 71 Mike Scifres 10/1/06 vs. SD
- 70 Marquette King 9/20/15 at Oak.
- Mike Scifres 11/25/07 at SD

### MOST PUNTS INSIDE 20

- 8 Bryan Barker 11/14/99 at Jax.
- 5 Britton Colquitt 9/5/13 at Den.
- Matt Turk 11/16/03 at Mia.

## PUNT RETURNS

### MOST PUNT RETURNS

- 7 Alvin Pearman 11/13/05 at Jax.
- 6 13 times, last by Trindon Holliday 12/16/12 vs. Den.

### MOST PUNT RETURN YARDAGE

- 117 Leon Johnson 11/2/97 at NYJ - OT
- 112 Patrick Peterson 10/30/11 vs. Ari.
- 110 Kevin Williams 11/23/97 vs. Ari.

### HIGHEST PUNT RETURN AVERAGE (3 RETURNS)

- 33.3 Richard Crawford 12/9/12 at Was. (3 returns)
- 30.7 Avion Black 12/15/02 at Hou. (3 returns)
- 28.0 Patrick Peterson 10/30/11 vs. Ari. (4 returns)

### LONGEST PUNT RETURN

- 86t Craig Yeast 11/21/99 at Cin.
- 85t Jamison Crowder 10/9/16 vs. Was.
- 84t Joshua Cribbs 12/24/11 vs. Cle.
- 82t Patrick Peterson 10/30/11 vs. Ari.

### TDs

- 1 9 times, last by Jamison Crowder 10/9/16 vs. Was. (85)

## KICKOFF RETURNS

### MOST KICKOFF RETURNS

- 8 Terrence Wilkins 12/2/01 vs. Ind.
- 7 7 times, last by Joshua Cribbs 11/2/08 at Cle.

### MOST KICKOFF RETURN YARDAGE

- 245 Joshua Cribbs 11/18/07 vs. Cle. (7 ret.)
- 237 Joshua Cribbs 11/2/08 at Cle. (7 ret.)
- 228 Brandon Bennett 11/10/02 vs. Cin. (6 ret.)

### HIGHEST KICKOFF RETURN AVERAGE (3 RETURNS)

- 44.3 Quintin Demps 11/23/08 vs. Phi. (4-177)
- 43.0 Will Blackwell 10/5/97 vs. Pit. (3-129)
- 40.3 Dante Hall 9/28/03 vs. KC (3-121)

### LONGEST KICKOFF RETURN

- 107t Joe McKnight 10/2/11 vs. NYJ
- 100t Quintin Demps 11/23/08 vs. Phi.
- 97t 3 times, last by Dante Hall 9/28/03 vs. KC

### TDs

- 1 10 times, last by Joe McKnight 10/2/11 vs. NYJ (107)



# POSTSEASON RECORDS

## SERVICE/SCORING RECORDS

### ABBREVIATIONS

WC - WILD CARD  
D - DIVISIONAL PLAYOFF  
A - AFC CHAMPIONSHIP  
SB - SUPER BOWL

### SERVICE

#### MOST GAMES PLAYED

- 21 Ray Lewis, 2008-12, 2006, 2003, 2000-01
- 17 **Terrell Suggs, 2014, 2008-12, 2006, 2003**
- 16 **Sam Koch, 2014, 2008-12, 2006**  
Haloti Ngata, 2014, 2008-12, 2006
- 15 **Joe Flacco, 2014, 2008-12**  
Ed Reed, 2008-12, 2006, 2003
- 12 **Marshal Yanda, 2014, 2008-12**  
Ray Rice, 2008-12
- 11 Brendon Ayanbadejo, 2008-12  
Todd Heap, 2008-10, 2006, 2003, 2001  
Jarret Johnson, 2008-11, 2006, 2003  
Matt Stover, 2008, 2006, 2003, 2000-01

#### MOST GAMES, HEAD COACH

- 15 **John Harbaugh, 2014, 2008-12**
- 8 Brian Billick, 2006, 2003, 2000-01

#### MOST GAMES WON, HEAD COACH

- 10 **John Harbaugh, 2014, 2008-12**
- 5 Brian Billick, 2006, 2003, 2000-01

#### MOST GAMES LOST, HEAD COACH

- 5 **John Harbaugh, 2014, 2008-12**
- 3 Brian Billick, 2006, 2003, 2000-01

### SCORING

#### MOST POINTS SCORED

- Career**
- 70 Matt Stover (22-22 PATs, 16-19 FGs), 2008, 2006, 2003, 2000-01
  - 47 **Justin Tucker (23-23 PATs, 8-8 FGs), 2014, 2012**
  - 46 Billy Cundiff (13-13 PATs, 11-12 FGs), 2009-11
  - 36 Anquan Boldin (6 TDs), 2010-12  
Ray Rice (6 TDs), 2008-12

#### Game

- 12 **Justin Tucker (1/3/15 at Pit.) - WC**  
Anquan Boldin (1/20/13 at NE) - A  
Billy Cundiff (1/9/11 at KC) - WC  
Jacoby Jones (2/3/13 at SF) - SB  
Jamal Lewis (12/31/00 vs. Den.) - WC  
Willis McGahee (1/18/09 at Pit.) - A  
Ray Rice (1/10/10 at NE) - WC  
Torrey Smith (1/12/13 at Den.) - D

#### MOST POINTS BY A ROOKIE

- Season**
- 28 **Justin Tucker (16-16 PATs, 4-4 FGs), 2012**

#### Game

- 12 Jamal Lewis (12/31/00 vs. Den.) - WC

#### MOST CONSECUTIVE GAMES SCORING

- 11 Matt Stover, 2008, 2006, 2003, 2000-01

#### MOST TOUCHDOWNS

##### Career

- 6 Anquan Boldin, 2010-12  
Ray Rice, 2008-12
- 4 Torrey Smith, 2014, 2011-12  
Jamal Lewis, 2006, 2003, 2000  
Willis McGahee, 2008-10  
Dennis Pitta, 2014, 2011-12

##### Game

- 2 Anquan Boldin (1/20/13 at NE) - A  
Jacoby Jones (2/3/13 at SF) - SB  
Jamal Lewis (12/31/00 vs. Den.) - WC  
Willis McGahee (1/18/09 at Pit.) - A  
Ray Rice (1/10/10 at NE) - WC  
Torrey Smith (1/12/13 at Den.) - D

#### MOST TOUCHDOWNS BY A ROOKIE

##### Season

- 4 Jamal Lewis, 2000

##### Game

- 2 Jamal Lewis (12/31/00 vs. Den.) - WC

#### MOST CONSECUTIVE GAMES SCORING A TD

- 2 Seven times, last by  
Anquan Boldin (1/20/13 at NE) - A  
through (2/3/13 at SF) - SB  
Dennis Pitta (1/20/13 at NE) - A  
through (2/3/13 at SF) - SB

#### MOST (KICKING) PAT ATTEMPTED

##### Career

- 23 **Justin Tucker, 2014, 2012**
- 22 Matt Stover, 2008, 2006, 2003, 2000-01
- 13 Billy Cundiff, 2009-11

##### Game

- 5 **Justin Tucker (1/12/13 at Den.) - D**
- 4 4 times, last by **Justin Tucker (1/10/15 at NE) - D**

#### MOST (KICKING) PAT MADE

##### Career

- 23 **Justin Tucker, 2014, 2012**
- 22 Matt Stover, 2008, 2006, 2003, 2000-01
- 13 Billy Cundiff, 2009-11

##### Game

- 5 **Justin Tucker (1/12/13 at Den.) - D**
- 4 4 times, last by **Justin Tucker (1/10/15 at NE) - D**

#### MOST CONSECUTIVE (KICKING) PAT

- 23 **Justin Tucker, 2014, 2012**
- 22 Matt Stover, 2008, 2006, 2003, 2000-01
- 13 Billy Cundiff, 2009-11

#### HIGHEST (KICKING) PAT PERCENTAGE

##### Career

- 1.000 **Justin Tucker (23-23), 2014, 2012**  
Billy Cundiff (13-13), 2009-11  
Matt Stover (22-22), 2008, 2006, 2003, 2000-01

#### MOST 2-POINT CONVERSIONS

##### Career

None

##### Game

None

#### MOST FIELD GOALS ATTEMPTED

##### Career

- 19 Matt Stover 2008, 2006, 2003, 2000-01
- 12 Billy Cundiff, 2009-11
- 8 **Justin Tucker (2014, 2012)**

##### Game

- 4 Matt Stover (1/14/01 at Oak.) - A
- 3 **Justin Tucker (1/3/15 at Pit.) - WC**  
Billy Cundiff (1/22/12 at NE) - A  
Billy Cundiff (1/9/11 at KC) - WC  
Matt Stover (1/13/02 at Mia.) - D  
Matt Stover (1/28/01 at NYG) - SB

#### MOST FIELD GOALS MADE

##### Career

- 16 Matt Stover 2008, 2006, 2003, 2000-01
- 11 Billy Cundiff, 2009-11
- 8 **Justin Tucker (2014, 2012)**

##### Game

- 3 **Justin Tucker (1/3/15 at Pit.) - WC**  
Billy Cundiff (1/9/11 at KC) - WC  
Matt Stover (1/14/01 at Oak.) - A

#### LONGEST FIELD GOAL

- 52 **Justin Tucker (1/3/15 at Pit.) - WC**
- 51 Matt Stover (1/13/07 vs. Ind.) - D
- 48 Billy Cundiff (1/15/12 vs. Hou.) - D
- 47 **Justin Tucker (1/12/13 at Den.) - D (2OT)**
- 47 Matt Stover (1/28/01 at NYG) - SB

#### LONGEST FIELD GOAL ATTEMPTED

- 52 **Justin Tucker (1/3/15 at Pit.) - WC**
- 51 Matt Stover (1/13/07 vs. Ind.) - D
- 48 Billy Cundiff (1/15/12 vs. Hou.) - D
- 47 **Justin Tucker (1/12/13 at Den.) - D (2OT)**
- 47 Matt Stover (1/28/01 at NYG) - SB

#### HIGHEST FIELD GOAL PERCENTAGE

##### Career (min. 5 attempts)

- 1.000 **Justin Tucker (8-8), 2014, 2012**
- .917 Billy Cundiff (11-12), 2009-11
- .842 Matt Stover (16-19), 2008, 2006, 2003, 2000-01

#### MOST SAFETIES

##### Career

None

##### Game

None



# POSTSEASON PASSING RECORDS

## TOP 5 CAREER PASSING YARDS

RK	NAME (SEASONS)	ATT.	CMP.	PCT.	YDS.	AVG./		PCT		PCT		SACKS/	
						ATT.	TD	TD	INT.	INT.	LG	YDS.	LOST
1	Flacco, Joe (2014, 2008-12)	447	253	56.6	3,223	7.21	25	5.6	10	2.2	70t	28/184	88.6
2	Dilfer, Trent (2000)	73	35	47.9	590	8.08	3	4.1	1	1.4	96t	10/82	83.7
3	Grbac, Elvis (2001)	55	30	54.5	286	5.20	1	1.8	3	5.5	45	4/37	52.5
4	Wright, Anthony (2003)	37	20	54.1	214	5.78	1	2.7	2	5.4	35t	2/13	57.7
5	McNair, Steve (2006)	29	18	62.1	173	5.97	0	0.0	2	6.9	23	2/12	49.9

## LONGEST PASS PLAYS

96t	Trent Dilfer to Shannon Sharpe at Oak., 1/14/01 - A	48t	Joe Flacco to Derrick Mason at Ten., 1/10/09 - D
70t	Joe Flacco to Jacoby Jones at Den., 1/12/13 - D	47	Joe Flacco to Ray Rice vs. Ind., 1/6/13 - WC
59t	Joe Flacco to Torrey Smith at Den., 1/12/13 - D	46	Joe Flacco to Anquan Boldin vs. Ind., 1/6/13 - WC
58t	Trent Dilfer to Shannon Sharpe vs. Den., 12/31/00 - WC	45	Elvis Grbac to Travis Taylor at Mia., 1/13/02 - WC
56t	Joe Flacco to Jacoby Jones at SF, 2/3/13 - SB	44	Trent Dilfer to Qadry Ismail at NYG, 1/28/01 - SB
56	Wright, Anthony to Shannon Sharpe at Ten., 1/7/01 - D	42	Joe Flacco to Torrey Smith at NE, 1/22/12 - A
50	Joe Flacco to Anquan Boldin vs. Ind., 1/6/13 - WC		

## PASSING RECORDS

### HIGHEST QUARTERBACK PASSER RATING

**Career (min. 60 attempts)**

88.6	Joe Flacco, 2014, 2008-12
83.7	Trent Dilfer, 2000

**Game (min. 20 attempts)**

125.6	Joe Flacco (1/6/13 vs. Ind.) - WC
124.2	Joe Flacco (2/3/13 at SF) - SB

### MOST PASS ATTEMPTS

**Career**

447	Joe Flacco, 2014, 2008-12
73	Trent Dilfer, 2000

**Game**

45	Joe Flacco (1/10/15 at NE) - D
37	Elvis Grbac (1/20/02 at Pit.) - D
	Anthony Wright (1/3/04 vs. Ten.) - WC
36	Joe Flacco (1/20/13 at NE) - A
	Joe Flacco (1/22/12 at NE) - A

### MOST PASS COMPLETIONS

**Career**

253	Joe Flacco, 2014, 2008-12
35	Trent Dilfer, 2000

**Game**

28	Joe Flacco (1/10/15 at NE) - D
25	Joe Flacco (1/9/11 at KC) - WC
22	Joe Flacco (2/3/13 at SF) - SB
	Joe Flacco (1/22/12 at NE) - A

### MOST PASSING YARDAGE

**Career**

3,223	Joe Flacco, 2014, 2008-12
590	Trent Dilfer, 2000

**Game**

331	Joe Flacco (1/12/13 at Den.) - D
306	Joe Flacco (1/22/12 at NE) - A
292	Joe Flacco (1/10/15 at NE) - D

### MOST 300-YARD PASSING GAMES

**Career**

2	Joe Flacco, 2014, 2008-12
---	---------------------------

### LONGEST COMPLETION

96t	Trent Dilfer (1/14/01 at Oak.) - A
70t	Joe Flacco (1/12/13 at Den.) - D

### HIGHEST COMPLETION PERCENTAGE

**Career**

62.1	Steve McNair, 2006
56.6	Joe Flacco, 2014, 2008-12

**Game (min. 20 attempts)**

73.5	Joe Flacco (1/9/11 at KC) - WC
66.7	Joe Flacco (2/3/13 at SF) - SB

### HIGHEST AVERAGE GAIN PER ATTEMPT

**Career**

8.08	Trent Dilfer, 2000
7.21	Joe Flacco, 2014, 2008-12

**Game (min. 20 attempts)**

12.26	Joe Flacco (1/6/13 vs. Ind.) - WC
9.74	Joe Flacco (1/12/13 at Den.) - D

### MOST PASSING TOUCHDOWNS

**Career**

25	Joe Flacco, 2014, 2008-12
3	Trent Dilfer, 2000

**Game**

4	Joe Flacco (1/10/15 at NE) - D
3	Joe Flacco (2/3/13 at SF) - SB
	Joe Flacco (1/20/13 at NE) - A
	Joe Flacco (1/12/13 at Den.) - D
2	5 times, last by Joe Flacco (1/3/15 at Pit.) - WC

### MOST GAMES, 4 TD PASSES

**Career**

1	Joe Flacco, 2014, 2008-12
---	---------------------------

### MOST GAMES, 3 OR MORE TD PASSES

**Career**

4	Joe Flacco, 2014, 2008-12
---	---------------------------

### MOST CONSECUTIVE GAMES, TD PASSES

10	Joe Flacco (1/9/11 at KC) - WC through (1/10/15 at NE) - D
2	Trent Dilfer (1/14/01 at Oak.) - A through (1/28/01 at NYG) - SB

### MOST CONSECUTIVE PASSES ATTEMPTED, NONE INTERCEPTED

*197	Joe Flacco (1/22/12 at NE) - A through (1/10/15 at NE) - D
60	Joe Flacco (1/15/11 at Pit.) - D through (1/22/12 at NE) - A

### MOST PASSES HAD INTERCEPTED

**Career**

10	Joe Flacco, 2014, 2008-12
3	Elvis Grbac, 2001

**Game**

3	Joe Flacco (1/18/09 at Pit.) - A
	Elvis Grbac (1/20/02 at Pit.) - D

### MOST PASS ATTEMPTS, NO INTERCEPTIONS

**Game**

36	Joe Flacco (1/20/13 at NE) - A
34	Joe Flacco (1/12/13 at Den.) - D
	Joe Flacco (1/9/11 at KC) - WC

### LOWEST PERCENTAGE, PASSES HAD INTERCEPTED

**Career**

1.4	Trent Dilfer (1 in 73), 2000
2.2	Joe Flacco (10 in 447), 2014, 2008-12

### MOST TIMES SACKED

**Career**

28	Joe Flacco, 2014, 2008-12
10	Trent Dilfer, 2000

**Game**

5	Joe Flacco (1/15/12 vs. Hou.) - D
	Joe Flacco (1/15/11 at Pit.) - D

## ALL 200-YARD GAMES

331	Joe Flacco at Den, 1/12/13 (18 of 34) - D
306	Joe Flacco at NE, 1/22/12 (22 of 36) - A
292	Joe Flacco at NE, 1/10/15 (28 of 45) - D
287	Joe Flacco at SF, 2/3/13 (22 of 33) - SB
282	Joe Flacco vs. Ind., 1/6/13 (12 of 23) - WC
265	Joe Flacco at KC, 1/9/11 (25 of 34) - WC
259	Joe Flacco at Pit., 1/3/15 (18 of 29) - WC
240	Joe Flacco at NE, 1/22/13 (21 of 36) - A
214	Anthony Wright vs. Ten., 1/3/04 (20 of 37) - WC

Current Ravens in Bold



\* Second-longest streak in NFL postseason history (Drew Brees, 226)



# POSTSEASON RECEIVING RECORDS

## TOP 10 CAREER RECEIVING YARDS

RANK	NAME (SEASONS)	REC	YDS	AVG	LG	TD
1	Boldin, Anquan (2010-12)	38	616	16.2	50	6
2	Smith, Torrey (2014, 2011-12)	20	414	20.7	59t	4
3	Heap, Todd (2008-10, 2006, 2003, 2001)	32	385	12.0	35t	2
4	Sharpe, Shannon (2000-01)	15	309	20.6	96t	2
5	Rice, Ray (2008-12)	37	296	8.0	47	1
6	Mason, Derrick (2008-10, 2006)	20	289	14.5	48t	1
7	Pitta, Dennis (2014, 2010-12)	21	233	11.1	24	4
8	Ismail, Qadry (2000-01)	11	174	15.8	44	0
9	Clayton, Mark (2008-09, 2006)	13	169	13.0	37	0
10	Taylor, Travis (2003, 2001)	13	158	12.2	45	1

## ALL 100-YARD GAMES

145	Anquan Boldin vs. Ind., 1/6/13 - WC
108	Todd Heap at KC, 1/9/11 - WC
104	Anquan Boldin at SF, 2/3/13 - SB
101	Steve Smith Sr. at Pit., 1/3/15 - WC
101	Anquan Boldin at NE, 1/22/12 - A

Current Ravens in Bold

## LONGEST RECEPTIONS

96t	Trent Diler to Shannon Sharpe at Oak., 1/14/01 - A	48t	Joe Flacco to Derrick Mason at Ten., 1/10/09 - D
70t	Joe Flacco to Jacoby Jones at Den., 1/12/13 - D	47	Joe Flacco to Ray Rice vs. Ind., 1/6/13 - WC
59t	Joe Flacco to Torrey Smith at Den., 1/12/13 - D	46	Joe Flacco to Anquan Boldin vs. Ind., 1/6/13 - WC
58t	Trent Diler to Shannon Sharpe vs. Den., 12/31/00 - WC	45	Elvis Grbac to Travis Taylor at Mia., 1/13/02 - WC
56t	Joe Flacco to Jacoby Jones at SF, 2/3/13 - SB	44	Trent Diler to Qadry Ismail at NYG, 1/28/01 - SB
56	Trent Diler to Shannon Sharpe at Ten., 1/7/01 - D	42	Joe Flacco to Torrey Smith at NE, 1/22/12 - A
50	Joe Flacco to Anquan Boldin vs. Ind., 1/6/13 - WC		

## RECEIVING RECORDS

### MOST RECEPTIONS

<b>Career</b>	
38	Anquan Boldin, 2010-12
37	Ray Rice, 2008-12
32	Todd Heap, 2008-10, 2006, 2003, 2001
<b>Game</b>	
10	Todd Heap (1/9/11 at KC) - WC
9	Ray Rice (1/16/10 at Ind.) - D
7	Ray Rice (1/15/11 at Pit.) - D
	Travis Taylor (1/3/04 vs. Ten.) - WC

### MOST RECEIVING YARDAGE

<b>Career</b>	
616	Anquan Boldin, 2010-12
414	Torrey Smith, 2014, 2011-12
385	Todd Heap, 2008-10, 2006, 2003, 2001
<b>Game</b>	
145	Anquan Boldin (1/6/13 vs. Ind.) - WC
108	Todd Heap (1/9/11 at KC) - WC
104	Anquan Boldin (2/3/13 at SF) - SB

### MOST GAMES, 100 OR MORE YARDS, RECEIVING

<b>Career</b>	
3	Anquan Boldin, last 2/3/13 at SF - SB
1	Todd Heap (108 yards, 1/9/11 at KC) - WC
1	Steve Smith Sr. (101 yards, 1/3/15 at Pit.) - WC

### LONGEST PASS RECEPTION


96t	Shannon Sharpe (1/14/01 at Oak.) - A
70t	Jacoby Jones (1/12/13 at Den.) - D
59t	Torrey Smith (1/12/13 at Den.) - D

### AVERAGE GAIN PER RECEPTION

<b>Career (Min. 10 rec.)</b>	
20.7	Torrey Smith (20-414), 2014, 2011-12
20.6	Shannon Sharpe (6-309), 2000-01
16.2	Anquan Boldin (38-616), 2010-12
<b>Game (min. 3 rec.)</b>	
32.7	Torrey Smith (3-98, 1/12/13 at Den.) - D
29.0	Anquan Boldin (5-145, 1/6/13 vs. Ind.) - WC
27.3	Torrey Smith (3-82, 1/22/12 at NE) - A
24.3	Shannon Sharpe (3-73, 12/31/00 vs. Den.) - WC

### MOST TD RECEPTIONS

<b>Career</b>	
6	Anquan Boldin, 2010-12
4	Torrey Smith, 2014, 2011-12
	Dennis Pitta, 2014, 2010-12
2	Todd Heap, 2008-10, 2006, 2003, 2001
	Jacoby Jones, 2012
	Shannon Sharpe, 2000-01
<b>Game</b>	
2	Anquan Boldin (1/20/13 at NE) - A
	Torrey Smith (1/12/13 at Den.) - D



# POSTSEASON RUSHING RECORDS

## TOP 10 CAREER RUSHING YARDS

RANK	NAME (SEASONS)	ATT	YDS	AVG	LG	TD
1	Rice, Ray (2008-12)	191	750	3.9	83t	5
2	Lewis, Jamal (2006, 2003, 2001, 2000)	130	426	3.3	27t	4
3	McGahee, Willis (2008-10)	75	271	3.6	48	4
4	Pierce, Bernard (2014, 2012)	41	209	5.1	43	1
5	Forsett, Justin (2014)	40	169	4.2	19	0
6	Allen, Terry (2001)	29	120	4.1	13	1
7	McClain, Le'Ron (2008-10)	39	102	2.6	11	2
8	<b>Flacco, Joe (2014, 2008-12)</b>	<b>50</b>	<b>87</b>	<b>1.7</b>	<b>14</b>	<b>1</b>
9	Brookins, Jason (2001)	14	71	5.1	18	0
10	Williams, Ricky (2011)	12	49	4.1	9	0

## ALL 100-YARD GAMES

159	Ray Rice at NE, 1/10/10 (22 car.) - WC
131	Ray Rice at Den., 1/12/13 (30 car.) - D
129	Justin Forsett at NE, 1/10/15 (24 car.) - D
110	Jamal Lewis vs. Den., 12/31/00 (30 car.) - WC
109	Terry Allen at Mia., 1/13/02 (25 car.) - WC
103	Bernard Pierce vs. Ind., 1/6/13 (13 car.) - WC
102	Jamal Lewis at NYG, 1/28/01 (27 car.) - SB

Current Ravens in Bold

## LONGEST RUNS

83t	Ray Rice at NE, 1/10/10 - WC	27t	Jamal Lewis vs. Den., 12/31/00 - WC
48	Willis McGahee at Mia., 1/4/09 - WC	25t	Willis McGahee vs. KC, 1/9/11 - WC
43	Bernard Pierce vs. Ind., 1/6/13 - WC	20	Ray Rice at Den., 1/12/13 - D
32	Ray Rice at Den., 1/12/13 - D	20	Ray Rice at Ind., 1/16/10 - D

## RUSHING RECORDS

### MOST RUSHING ATTEMPTS

<b>Career</b>	
191	Ray Rice, 2008-12
130	Jamal Lewis, 2006, 2003, 2000
<b>Game</b>	
30	Ray Rice (1/12/13 at Den.) - D
	Jamal Lewis (12/31/00 vs. Den.) - WC

### MOST YARDAGE

<b>Career</b>	
750	Ray Rice, 2008-12
426	Jamal Lewis, 2006, 2003, 2000
<b>Game</b>	
159	Ray Rice (1/10/10 at NE) - WC
131	Ray Rice (1/12/13 at Den.) - D

### MOST 100-YARD RUSHING GAMES

<b>Career</b>	
2	Ray Rice, 2008-12
2	Jamal Lewis, 2003, 2000
1	Justin Forsett, 2014
	Terry Allen, 2001
	Bernard Pierce, 2014, 2012

### LONGEST RUN FROM SCRIMMAGE

83t	Ray Rice (1/10/10 at NE) - WC
48	Willis McGahee (1/4/09 at Mia.) - WC

### MOST RUSHING TOUCHDOWNS

<b>Career</b>	
5	Ray Rice (2008-12)
4	Jamal Lewis, 2006, 2003, 2000
	Willis McGahee, 2008-10
<b>Game</b>	
2	Jamal Lewis (12/31/00 vs. Den.) - WC
	Willis McGahee (1/18/09 at Pit.) - A
	Ray Rice (1/10/10 at NE) - WC

### MOST CONSECUTIVE GAMES WITH A RUSHING TOUCHDOWN

2	Ray Rice (1/12/13 at Den.) - D
	through (1/20/13 at NE) - A
	Jamal Lewis (12/31/00 vs. Den.) - WC
	through (1/07/01 at Ten.) - D
	Willis McGahee (1/18/09 at Pit.) - A
	through (1/10/10 at NE) - WC

### HIGHEST RUSHING AVERAGE

<b>Career (min. 30 carries)</b>	
5.1	Bernard Pierce, 2014, 2012
4.2	Justin Forsett, 2014
3.9	Ray Rice, 2008-12
<b>Game (min. 10 carries)</b>	
7.9	Bernard Pierce (1/6/13 vs. Ind.) - WC
7.2	Ray Rice (1/10/10 at NE) - WC



# POSTSEASON SCRIMMAGE/COMBINED YARDS RECORDS

## TOP 5 CAREER SCRIMMAGE YARDS

RANK	NAME (SEASONS)	RUSH	RUSH YDS	REC	REC YDS	TOTAL ATT	SCRM YDS
1	Rice, Ray (2008-12)	191	750	37	296	228	1,046
2	Boldin, Anquan (2010-12)	0	0	38	616	38	616
3	Lewis, Jamal (2006, 2003, 2000-01)	130	426	10	68	140	494
4	Smith, Torrey (2014, 2011-12)	1	0	20	414	21	414
5	Heap, Todd (2008-10, 2006, 2003, 2001)	0	0	32	385	32	385

## SCRIMMAGE YARDS RECORDS

### MOST ATTEMPTS

CAREER	SEASON	GAME
228 Ray Rice, 2008-12	108 Jamal Lewis, 2000	32 Jamal Lewis (1/14/01 at Oak.) - A
140 Jamal Lewis, 2000-06	92 Ray Rice, 2012	31 Jamal Lewis (12/31/00 vs. Den.) - WC
85 Willis McGahee, 2008-10	47 Ray Rice, 2011	30 Ray Rice (1/12/13 at Den.) - D

### MOST YARDAGE GAINED

CAREER	SEASON	GAME
1,046 Ray Rice, 2008-12	394 Ray Rice, 2012	159 Ray Rice (1/10/10 at NE) - WC
616 Anquan Boldin, 2010-12	380 Anquan Boldin, 2012	146 Justin Forsett (1/10/15 at NE) - D
494 Jamal Lewis, 2000-06	378 Jamal Lewis, 2000	145 Anquan Boldin (1/6/13 vs. Ind.) - WC

## YARDS FROM SCRIMMAGE ALL 100-YARD GAMES

159	Ray Rice at NE, 1/10/10 - WC
146	Justin Forsett at NE, 1/10/15 - D
145	Anquan Boldin vs. Ind., 1/6/13 - WC
131	Ray Rice at Den., 1/12/13 - D
127	Ray Rice at Ind., 1/16/10 - D
125	Jamal Lewis vs. Den., 12/31/00 - WC
117	Ray Rice vs. Ind., 1/6/13 - WC
109	Terry Allen at Mia., 1/13/02 - WC
108	Todd Heap at KC, 1/9/11 - WC
106	Jamal Lewis at NYG, 1/28/01 - SB
104	Anquan Boldin at SF, 2/3/13 - SB
103	Bernard Pierce vs. Ind., 1/6/13 - WC
101	Steve Smith Sr. at Pit., 1/3/15 - WC
101	Anquan Boldin at NE, 1/22/12 - A
100	Jamal Lewis at Oak., 1/14/01 - A

Current Ravens in Bold

## TOP 5 CAREER COMBINED YARDS

RANK	NAME (SEASONS)	NO	YDS	AVG	TD
1	Rice, Ray (2008-12)	230	1,079	4.7	6
2	Jones, Jacoby (2014, 2012)	42	907	21.6	3
3	Boldin, Anquan (2010-12)	38	616	16.2	6
4	Lewis, Jermaine (2000-01)	33	534	16.2	2
5	Lewis, Jamal (2006, 2003, 2000-01)	140	494	3.5	4

## COMBINED YARDS RECORDS

### MOST ATTEMPTS

CAREER	SEASON	GAME
230 Ray Rice, 2008-12	108 Jamal Lewis, 2000	32 Jamal Lewis (1/14/01 at Oak.) - A
140 Jamal Lewis, 2000-06	92 Ray Rice, 2012	31 Jamal Lewis (12/31/00 vs. Den.) - WC
85 Willis McGahee, 2008-10	47 Ray Rice, 2011	30 Ray Rice (1/12/13 at Den.) - D

### MOST YARDAGE GAINED

CAREER	SEASON	GAME
1,079 Ray Rice, 2008-12	619 Jacoby Jones, 2012	*290 Jacoby Jones (2/3/13 at SF) - SB
907 Jacoby Jones, 2014, 2012	394 Ray Rice, 2012	181 Jermaine Lewis (1/20/02 at Pit.) - D
616 Anquan Boldin, 2010-12	380 Anquan Boldin, 2012	168 Jacoby Jones (1/10/15 at NE) - D



\* Super Bowl Record



# POSTSEASON DEFENSIVE RECORDS

## TOP 5 CAREER INTERCEPTIONS

RANK	NAME (SEASONS)	NO	YDS	AVG	LG	TD
1	Reed, Ed (2008-12, 2006, 2003)	*9	168	18.7	64t	1
2	Starks, Duane (2000-01)	4	119	29.8	49t	1
3t	McAlister, Chris (2006, 2003, 2000-01)	3	22	7.3	18	0
	Webb, Lardarius (2014, 2009-12)	3	1	0.3	1	0
5t	Graham, Corey (2012)	2	39	19.5	39t	1
	Landry, Dawan (2008-10, 2006)	2	76	38.0	42	0
	Lewis, Ray (2008-12, 2006, 2003, 2000-01)	2	54	27.0	50t	1
	Sharper, Jamie (2000-01)	2	19	9.5	15	0
	Williams, Cary (2009-12)	2	41	20.5	41	0

## 50-YARD INT RETURNS

64t	Ed Reed at Mia., 1/4/09 - WC
56t	Will Demps vs. Ten., 1/3/04 - WC
50t	Ray Lewis at Ten., 1/7/01 - D

Current Ravens in Bold

\*Ties NFL Postseason Record  
(Ronnie Lott, Bill Simpson & Charlie Waters)

## INTERCEPTIONS RECORDS

### MOST INTERCEPTIONS

#### Career

*9	Ed Reed, 2008-12, 2006, 2003
4	Duane Starks, 2000-01
3	Chris McAlister, 2006, 2003, 2000-01
	Lardarius Webb, 2014, 2010-12

#### Game

2	Corey Graham (1/12/13 at Den.) - D
	Ed Reed (1/4/09 at Mia.) - WC
	Ed Reed (1/13/07 vs. Ind.) - D
	Duane Starks (1/14/01 at Oak.) - A
	Lardarius Webb (1/15/12 vs. Hou.) - D
1	32 times, last by Daryl Smith (1/10/15 at NE) - D

### MOST YARDS GAINED AFTER INTERCEPTIONS

#### Career

168	Ed Reed, 2008-12, 2006, 2003
119	Duane Starks, 2000-01
76	Dawan Landry, 2009-10, 2006

\*Ties NFL Postseason Record  
(Ronnie Lott, Bill Simpson & Charlie Waters)

### Game

76	Ed Reed, 2 INTs, incl. a 64-yard TD (1/4/09 at Mia.) - WC
67	Dawan Landry, 42-yard INT & 25-yard lateral from Ed Reed (1/10/10 at NE) - WC
56t	Will Demps (1/3/04 vs. Ten.) - WC

### HIGHEST INTERCEPTION RETURN

64t	Ed Reed (1/4/09 at Mia.) - WC
56t	Will Demps (1/3/04 vs. Ten.) - WC
50t	Ray Lewis (1/7/01 at Ten.) - D

### HIGHEST AVG. ON INTERCEPTION RETURNS

#### Career (min. 3)

29.8	Duane Starks (4-119), 2000-01
18.7	Ed Reed (9-168), 2008-12, 2006, 2003

### MOST TDs ON INTERCEPTION RETURNS

#### Career

1	Will Demps (1/3/04 vs. Ten.) - WC
	Corey Graham (1/12/13 at Den.) - D
	Ray Lewis (1/7/01 at Ten.) - D
	Ed Reed (1/4/09 at Mia.) - WC
	Duane Starks (1/28/01 at NYG) - SB

## TACKLES RECORDS

### MOST TACKLES

#### Career

236	Ray Lewis, 2008-12, 2006, 2003, 2000-01
<b>83</b>	<b>Terrell Suggs, 2014, 2008-12, 2006, 2003</b>
61	Dannell Ellerbe, 2009-12
52	Haloti Ngata, 2014, 2008-12, 2006
50	Ed Reed, 2008-12, 2006, 2003
40	Jamie Sharper, 2000-01

#### Game

23	Ray Lewis (1/13/07 vs. Ind.) - D
18	Ray Lewis (1/3/04 vs. Ten.) - WC
17	Ray Lewis (1/12/13 at Den.) - D
14	Jamie Sharper (1/20/02 at Pit.) - D

## FUMBLES RECORDS

### MOST FUMBLES

#### Career

6	Joe Flacco, 2014, 2008-12
	Ray Rice, 2008-12

#### Game

2	Ray Rice (1/6/13 vs. Ind.) - WC
	Jim Leonhard (1/18/09 at Pit.) - A

### MOST FUMBLES LOST

#### Career

5	Ray Rice, 2008-12
3	Joe Flacco, 2014, 2008-12

#### Game

2	Ray Rice (1/6/13 vs. Ind.) - WC
---	---------------------------------

### MOST OPPONENTS FUMBLES RECOVERED

#### Career

2	Arthur Jones, 2010-12
	Jim Leonhard, 2008
	<b>Terrell Suggs, 2014, 2008-12, 2006, 2003</b>

#### Game

1	17 times, last by Darian Stewart (1/3/15 at Pit.) - WC
---	--

### MOST OPPONENTS FUMBLES FORCED

#### Career

6	Ray Lewis, 2008-12, 2006, 2003, 2000-01
4	<b>Terrell Suggs, 2014, 2008-12, 2006, 2003</b>

#### Game

2	Daryl Smith (1/3/15 at Pit.) - WC
	Ray Lewis (1/20/02 at Pit.) - D
1	24 times, last by C.J. Mosley (1/10/15 at NE) - D

### LONGEST FUMBLE RETURN

#### Career

13t	Cory Redding, 2010
-----	--------------------

#### Game

13t	Cory Redding (1/15/11 at Pit.) - D
-----	------------------------------------

### MOST TDs ON FUMBLE RETURNS (OPPONENT FUMBLE)

#### Career

1	Cory Redding, 2010
---	--------------------

#### Game

1	Cory Redding (1/15/11 at Pit.) - D
---	------------------------------------



## SACKS RECORDS

### MOST SACKS

#### Career

12.5	<b>Terrell Suggs, 2014, 2008-12, 2006, 2003</b>
6	Paul Kruger, 2009-12
6	Michael McCrary, 2000

#### Game

3	Michael McCrary (12/31/00 vs. Den.) - WC
	<b>Terrell Suggs (1/15/11 at Pit.) - D</b>
2.5	Paul Kruger (1/6/13 vs. Ind.) - WC
2	7 times, last by Elvis Dumervil (1/3/15 at Pit.) - WC

### MOST SACK YARDAGE

#### Career

79	<b>Terrell Suggs, 2014, 2008-12, 2006, 2003</b>
44	Michael McCrary, 2000-01
37.5	Paul Kruger, 2009-12

#### Game

23	Michael McCrary (12/31/00 vs. Den.) - WC
18	Elvis Dumervil (1/3/15 at Pit.) - WC
	Paul Kruger (1/6/13 vs. Ind.) - WC
	<b>Terrell Suggs (1/15/11 at Pit.) - D</b>
17	<b>Terrell Suggs (1/18/09 at Pit.) - A</b>

# POSTSEASON PUNT RETURN RECORDS

## TOP 5 PUNT RETURN YARDS

RANK	NAME (SEASONS)	NO	FC	YDS	AVG	LG	TD
1	Lewis, Jermaine (2000-01)	16	11	224	14.0	88t	1
2	Jones, Jacoby (2014, 2012)	11	3	130	11.8	34	0
3	Leonhard, Jim (2008)	9	2	115	12.8	45	0
4	Webb, Lardarius (2014, 2009-12)	3	5	41	13.7	36	0
5	Carr, Chris (2009-11)	3	3	34	11.3	34	0

## LONGEST PUNT RETURNS

88t	Jermaine Lewis at Pit., 1/20/02 - D
45	Jim Leonhard at Pit., 1/18/09 - A
38	Jermaine Lewis at Oak., 1/14/01 - A
36	Lardarius Webb at Pit., 1/15/11 - D
34	Jacoby Jones vs. Ind., 1/6/13 - WC
34	Chris Carr at NE, 1/10/10 - WC
34	Jermaine Lewis at NYG, 1/28/01 - SB

Current Ravens in Bold

## PUNT RETURN RECORDS

### MOST PUNT RETURNS

#### Career

16	Jermaine Lewis, 2000-01
11	Jacoby Jones, 2014, 2012

#### Game

6	Jim Leonhard (1/18/09 at Pit.) - A
4	Jacoby Jones (1/6/13 vs. Ind.) - WC
	Jermaine Lewis (12/31/00 vs. Den.) - WC

### MOST FAIR CATCHES

#### Career

11	Jermaine Lewis, 2000-01
5	Lardarius Webb, 2014, 2009-12

#### Game

4	Jermaine Lewis (1/28/01 at NYG) - SB
	Lardarius Webb (1/15/12 vs. Hou.) - D
3	Chris Carr (1/16/10 at Ind.) - D
	Jermaine Lewis (1/7/01 at Ten.) - D

### MOST YARDS GAINED ON PUNT RETURNS

#### Career

224	Jermaine Lewis, 2000-01
130	Jacoby Jones, 2014, 2012

#### Game

99	Jermaine Lewis (1/20/02 at Pit.) - D
65	Jim Leonhard (1/18/09 at Pit.) - A

### LONGEST PUNT RETURN

88t	Jermaine Lewis (1/20/02 at Pit.) - D
45	Jim Leonhard (1/18/09 at Pit.) - A

### HIGHEST AVERAGE

#### Career (min. 8 returns)

14.0	Jermaine Lewis, 2000-01
12.8	Jim Leonhard, 2008

#### Game (min. 3 returns)

33.0	Jermaine Lewis (3-99, 1/20/02 at Pit.) - D
19.3	Jermaine Lewis (3-58, 1/14/01 at Oak.) - A


### MOST TOUCHDOWNS

#### Career

1	Jermaine Lewis, 2000-01
---	-------------------------

#### Game

1	Jermaine Lewis (1/20/02 at Pit.) - D
---	--------------------------------------



# POSTSEASON KICKOFF RETURN RECORDS

## TOP 5 CAREER KICKOFF RETURN YARDS

RANK	NAME (SEASONS)	NO	YDS	AVG	LG	TD
1	Jones, Jacoby (2014, 2012)	25	627	25.1	*108t	1
2	Lewis, Jermaine (2000-01)	11	293	26.6	84t	1
3	Parmele, Jalen (2009-10)	8	162	20.3	29	0
4	Ross, Cory (2006)	6	124	20.7	27	0
5	Zbikowski, Tom (2008-11)	5	118	23.6	31	0

## KICKOFF RETURN RECORDS

### MOST KICKOFF RETURNS

**Career**

25	Jacoby Jones, 2014, 2012
11	Jermaine Lewis, 2000-01

**Game**

6	Jacoby Jones (1/10/15 at NE) - D
	Cory Ross (1/13/07 vs. Ind.) - D
5	Jacoby Jones (1/3/15 at Pit.) - WC
	Jacoby Jones (2/3/13 at SF) - SB

### MOST YARDS GAINED ON KICKOFF RETURNS

**Career**

627	Jacoby Jones, 2012
293	Jermaine Lewis, 2000-01

**Game**

206	Jacoby Jones (2/3/13 at SF) - SB
148	Jacoby Jones (1/10/15 at NE) - D
124	Cory Ross (1/13/07 vs. Ind.) - D

\* NFL Postseason Record

### LONGEST KICKOFF RETURN

\*108t Jacoby Jones (2/3/13 at SF) - SB  
84t Jermaine Lewis (1/28/01 at NYG) - SB

### HIGHEST AVERAGE

**Career (min. 5 returns)**

26.6	Jermaine Lewis, 2000-01
25.1	Jacoby Jones, 2014, 2012

**Game (min. 2 returns)**

55.5	Jermaine Lewis (1/28/01 at NYG) - SB
41.2	Jacoby Jones (2/3/13 at SF) - SB
30.0	Jacoby Jones (1/6/13 vs. Ind.) - WC

### MOST TOUCHDOWNS

**Career**

1	Jacoby Jones, 2014, 2012
	Jermaine Lewis, 2000-01

**Game**

1	Jacoby Jones (2/3/13 at SF) - SB
	Jermaine Lewis (1/28/01 at NYG) - SB

## LONGEST KICKOFF RETURNS

\*108t Jacoby Jones at SF, 2/3/13 - SB  
84t Jermaine Lewis at NYG, 1/28/01 - SB  
38 Lardarius Webb at Pit., 1/15/11 - D  
37 Jacoby Jones vs. Ind., 1/6/13 - WC  
31 Tom Zbikowski at Mia., 1/4/09 - WC  
30 Jacoby Jones at SF, 2/3/13 - SB  
30 Tom Zbikowski at NE, 1/10/10 - WC

Current Ravens in Bold

\* NFL Postseason Record

## COMBINED KICK RETURN RECORDS

### MOST COMBINED KICK RETURNS

**CAREER**

36	Jacoby Jones, 2014, 2012
27	Jermaine Lewis, 2000-01

**SEASON**

22	Jacoby Jones, 2012
16	Jermaine Lewis, 2000
14	Jacoby Jones, 2014

**GAME**

9	Jacoby Jones (1/10/15 at NE) - D
8	Cory Ross (1/13/07 vs. Ind.) - D
7	Jacoby Jones (2/3/13 at SF) - SB
	Jermaine Lewis (1/20/02 at Pit.) - D

### MOST COMBINED KICK RETURN YARDAGE

**CAREER**

757	Jacoby Jones, 2014, 2012
517	Jermaine Lewis, 2000-01
162	Jalen Parmele, 2009-10

**SEASON**

472	Jacoby Jones, 2012
311	Jermaine Lewis, 2000
285	Jacoby Jones, 2014

**GAME**

234	Jacoby Jones (2/3/13 at SF) - SB
181	Jermaine Lewis (1/20/02 at Pit.) - D
168	Jacoby Jones (1/10/15 at NE) - D
154	Cory Lewis (1/13/07 vs. Ind.) - D
145	Jermaine Lewis (1/28/01 at NYG) - SB

### MOST COMBINED KICK RETURN TOUCHDOWNS

**CAREER**

2	Jermaine Lewis, 1 PR & 1 KOR, 2000-01
---	---------------------------------------

**SEASON**

1	Jacoby Jones, 1 KOR, 2012
	Jermaine Lewis, 1 PR, 2001
	Jermaine Lewis, 1 KOR, 2000

**GAME**

1	Jacoby Jones, 1 KOR (2/3/13 at SF) - SB
	Jermaine Lewis, 1 PR (1/20/02 at Pit.) - D
	Jermaine Lewis, 1 KOR (1/28/01 at NYG) - SB





# POSTSEASON PUNTING RECORDS

## TOP 3 CAREER GROSS PUNTING

RANK	NAME (SEASONS)	NO	YDS	AVG	TB	IN 20	LG	NET	BK
1	Koch, Sam (2014, 2008-12, 2006)	80	3,568	44.6	10	25	64	36.8	1
2	Richardson, Kyle (2000-01)	45	1,799	40.0	4	15	66	33.4	2
3	Zastudil, Dave (2003)	8	390	48.8	0	0	56	40.0	0

## PUNTING RECORDS

### MOST PUNTS

#### Career

- 80 Sam Koch, 2014, 2008-12, 2006
- 45 Kyle Richardson, 2000-01

#### Game

- 10 Kyle Richardson (1/28/01 at NYG) - SB
- Kyle Richardson (12/31/00 vs. Den.) - WC

### LONGEST PUNT

- 66 Kyle Richardson (12/31/00 vs. Den.) - WC
- 64 Sam Koch (1/15/12 vs. Hou.) - D

### HIGHEST GROSS PUNTING AVERAGE

#### Career (min. 8 punts)

- 48.8 Dave Zastudil, 2003
- 44.6 Sam Koch, 2014, 2008-12, 2006

#### Game (min. 4 punts)

- 53.8 Sam Koch (1/15/11 at Pit.) - D
- 50.3 Sam Koch (1/10/15 at NE) - D

### HIGHEST NET PUNTING AVERAGE

#### Career (min. 8 punts)

- 40.0 Dave Zastudil, 2003
- 36.8 Sam Koch, 2014, 2008-12, 2006

#### Game (min. 4 punts)

- 44.4 Sam Koch (1/15/12 vs. Hou.) - D
- 43.3 Sam Koch (1/15/11 at Pit.) - D

### MOST PUNTS INSIDE THE 20

#### Career

- 25 Sam Koch, 2014, 2008-12, 2006
- 15 Kyle Richardson, 2000-01

#### Game

- 6 Sam Koch (1/12/13 at Den.) - D
- 4 Kyle Richardson (1/28/01 at NYG) - SB
- Kyle Richardson (1/14/01 at Oak.) - A
- Kyle Richardson (12/31/00 vs. Den.) - WC

### MOST PUNTS HAD BLOCKED

#### Career

- 2 Kyle Richardson, 2000-01

#### Game

- 2 Kyle Richardson (1/7/01 at Ten.) - D

## LONGEST PUNTS

- 66 Kyle Richardson vs. Den., 12/31/00 - WC
- 64 Sam Koch vs. Hou., 1/15/12 - D
- 61 Sam Koch at Pit., 1/15/11 - D
- 60 Sam Koch vs. Ind., 1/6/13 - WC
- 59 Sam Koch at NE, 1/20/13 - A
- 59 Sam Koch at Ind., 1/16/10 - D
- 58 Sam Koch at Den., 1/12/13 - D
- 56 Sam Koch at SF, 2/3/13 - SB
- 56 Dave Zastudil vs. Ten., 1/3/04 - WC

## LONGEST FIELD GOALS

- 52 Justin Tucker at Pit., 1/3/15 - WC
- 51 Matt Stover vs. Ind., 1/13/07 - D
- 48 Billy Cundiff vs. Hou., 1/15/12 - D
- 47 Justin Tucker at Den., 1/12/13 - D (2OT)
- 47 Matt Stover at NYG, 1/28/01 - SB
- 45 Justin Tucker at Pit., 1/3/15 - WC
- 43 Matt Stover vs. Ten., 1/3/04 - WC
- 43 Matt Stover at Ten., 1/10/09 - D
- 40 Matt Stover at Mia., 1/13/02 - WC

Current Ravens in Bold



Please see "Scoring Records" on the first page of the Postseason Records for the Ravens' postseason field goal and PAT records.

# POSTSEASON TEAM RECORDS

## WINS/LOSSES

### ALL-TIME POSTSEASON RECORD

15-8

### ALL-TIME POSTSEASON HOME RECORD

3-2

### ALL-TIME POSTSEASON ROAD RECORD

10-6

### ALL-TIME POSTSEASON NEUTRAL SITE RECORD

2-0 (Super Bowl XXXV & Super Bowl XLVII)

### MOST CONSECUTIVE GAMES WON

5 2012-14, 2000-01

## SCORING

### MOST POINTS SCORED

38 1/12/13 at Den. - D (2OT)  
34 2/3/13 at SF - SB  
1/28/01 at NYG - SB

### MOST POINTS ALLOWED

35 1/10/15 at NE - D; 1/12/13 at Den. - D (2OT)  
31 2/3/13 at SF - SB  
1/15/11 at Pit. - D

### MOST POINTS SCORED, BOTH TEAMS

73 1/12/13 at Den. - D (2OT) (Bal. 38, Den. 35)  
66 1/10/15 at NE - D (Bal. 31, NE 35)  
65 2/3/13 at SF - SB (Bal. 34, SF 31)

### FEWEST POINTS SCORED

3 1/16/10 at Ind. - D  
6 1/13/07 vs. Ind. - D  
10 1/20/02 at Pit. - D

### FEWEST POINTS ALLOWED

3 1/13/02 at Mia. - WC  
1/14/01 at Oak. - A  
12/31/00 vs. Den. - WC

### FEWEST POINTS SCORED, BOTH TEAMS

19 1/14/01 at Oak. - A (Bal. 16, Oak. 3)  
21 1/13/07 vs. Ind. - D (Ind. 15, Bal. 6)  
23 1/16/10 at Ind. - D (Ind. 20, Bal. 3)  
1/10/09 at Ten. - D (Bal. 13, Ten. 10)  
1/13/02 at Mia. - WC (Bal. 20, Mia. 3)

### MOST POINTS OVERCOME TO WIN GAME

7 1/12/13 at Den. - D (trailed by 7, three times)  
1/7/01 at Ten. - D (trailed 0-7, won 24-10)

### LARGEST BLOWN LEAD TO LOSE GAME

14 1/10/15 at NE - D (led 14-0 & 28-14, lost 31-35)  
1/15/11 at Pit. - D (led 21-7, lost 24-31)

### MOST POINTS SCORED, EACH HALF

#### 1ST

24 1/10/10 at NE - D

#### 2ND

24 1/28/01 at NYG - SB

### MOST POINTS SCORED, EACH QUARTER

#### 1ST

24 1/10/10 at NE - WC

#### 2ND

14 2/3/13 at SF - SB; 12/31/00 vs. Den. - WC

#### 3RD

14 1/28/01 at NYG - SB

#### 4TH

14 1/20/13 at NE - A; 1/7/01 at Ten. - D

#### OT

3 1/12/13 at Den. - D (2OT)

### MOST POINTS ALLOWED, EACH QUARTER

#### 1ST

14 1/12/13 at Den. - D (2OT)

#### 2ND

14 1/16/10 at Ind. - D

#### 3RD

17 2/3/13 at SF - SB

#### 4TH

10 1/15/11 at Pit. - D

#### OT

None

### MOST CONSECUTIVE GAMES SCORING

23 2014, 2008-12, 2006, 2003, 2000-01

### MOST TDs

5 1/12/13 at Den. - D (2OT)

### FEWEST TDs

0 1/16/10 at Ind. - D  
1/13/07 vs. Ind. - D

### MOST TDs BY OPPONENT

5 1/10/15 at NE - D; 1/12/13 at Den. - D (2OT)

### FEWEST TDs BY OPPONENT

0 5 times, last 1/6/13 vs. Ind. - WC

### MOST CONSECUTIVE GAMES SCORING TDs

10 2011-present; 2000-01, 2003

### MOST (1-POINT) PATs

5 1/12/13 at Den. - D (2OT)

### MOST (1-POINT) PATs BY OPPONENTS

5 1/10/15 at NE - D; 1/12/13 at Den. - D (2OT)

### MOST (2-POINT) PATs

None

### MOST (2-POINT) PATs BY OPPONENT

None

### MOST FIELD GOALS ATTEMPTED

4 1/14/01 at Oak. - A

### MOST FIELD GOALS MADE

3 1/3/15 at Pit. - WC  
1/9/11 at KC - WC  
1/14/01 at Oak. - A

### MOST FIELD GOALS ATTEMPTED BY OPPONENT

5 1/13/07 vs. Ind. - D

### MOST FIELD GOALS MADE BY OPPONENT

5 1/13/07 vs. Ind. - D

### MOST SAFETIES

None

### MOST SAFETIES BY OPPONENT

1 1/3/15 at Pit. - WC, 2/3/13 at SF - SB

## FIRST DOWNS

### MOST FIRST DOWNS

28 1/10/15 at NE - D  
26 1/9/11 at KC - WC  
25 1/20/13 at NE - A

### FEWEST FIRST DOWNS

6 1/7/01 at Ten. - D  
7 1/20/02 at Pit. - D  
9 1/10/09 at Ten. - D

### MOST FIRST DOWNS BY OPPONENT

30 1/12/13 at Den. - D (2OT)  
29 1/10/15 at NE - D  
28 1/20/13 at NE - A

### FEWEST FIRST DOWNS BY OPPONENT

8 1/9/11 at KC - WC  
9 1/13/02 at Mia. - WC  
12/31/00 vs. Den. - WC

### MOST FIRST DOWNS RUSHING

13 1/10/10 at NE - WC  
12 1/13/02 at Mia. - WC  
10 1/10/15 at NE - D

### FEWEST FIRST DOWNS RUSHING

0 1/20/02 at Pit. - D  
1 1/3/04 vs. Ten. - WC  
2 1/15/12 vs. Hou. - D  
1/15/11 at Pit. - D  
1/16/10 at Ind. - D  
1/7/01 at Ten. - D

### MOST FIRST DOWNS RUSHING BY OPPONENT

11 1/20/02 at Pit. - D  
1/7/01 at Ten. - D  
10 1/3/04 at Ten. - D

### FEWEST FIRST DOWNS RUSHING BY OPPONENT

1 1/18/09 at Pit. - A  
1/13/02 at Mia. - WC  
12/31/00 vs. Den. - WC

### MOST FIRST DOWNS PASSING

19 1/9/11 at KC - WC  
16 1/10/15 at NE - D  
15 1/20/13 at NE - A

### FEWEST FIRST DOWNS PASSING

3 1/10/10 at NE - WC  
4 1/7/01 at Ten. - D  
5 1/10/09 at Ten. - D  
1/14/01 at Oak. - A

### MOST FIRST DOWNS PASSING BY OPPONENT

22 1/10/15 at NE - D  
19 1/20/13 at NE - A  
16 1/6/13 vs. Ind. - WC  
1/16/10 at Ind. - D  
1/10/09 at Ten. - D

### FEWEST FIRST DOWNS PASSING BY OPPONENT

2 1/9/11 at KC - WC  
6 1/3/04 vs. Ten. - WC  
1/13/02 at Mia. - WC  
1/28/01 at NYG - SB

### MOST FIRST DOWNS BY PENALTY

3 1/3/15 at Pit. - WC  
1/12/13 at Den. - D (2OT)  
1/9/11 at KC - WC  
2 5 times, last 1/10/15 at NE - D

### FEWEST FIRST DOWNS BY PENALTY

0 6 times, last 1/22/12 at NE - A

### MOST FIRST DOWNS BY PENALTY BY OPPONENT

6 1/12/13 at Den. - D (2OT)  
3 6 times, last 1/10/15 at NE - D

### FEWEST FIRST DOWNS BY PENALTY BY OPPONENT

0 5 times, last 1/15/12 vs. Hou. - D

## NET YARDS

### MOST TOTAL NET YARDS (RUSHING AND PASSING)

479 1/12/13 at Den. - D (2OT)  
439 1/6/13 vs. Ind. - WC  
428 1/10/15 at NE - D

### FEWEST TOTAL NET YARDS (RUSHING AND PASSING)

126 1/15/11 at Pit. - D  
134 1/7/01 at Ten. - D  
150 1/20/02 at Pit. - D

### MOST TOTAL NET YARDS BY OPP. (RUSHING AND PASSING)

468 2/3/13 at SF - SB  
428 1/20/13 at NE - A  
422 1/10/15 at NE - D

### FEWEST TOTAL NET YARDS BY OPP. (RUSHING AND PASSING)

151 1/13/02 at Mia. - WC  
152 1/28/01 at NYG - SB  
161 1/9/11 at KC - WC

## RUSHING

### MOST RUSHING ATTEMPTS

52 1/10/10 at NE - WC  
50 1/13/02 at Mia. - WC  
46 1/14/01 at Oak. - A

### FEWEST RUSHING ATTEMPTS

11 1/20/02 at Pit. - D  
16 1/3/04 vs. Ten. - WC  
18 1/15/11 at Pit. - D

# POSTSEASON TEAM RECORDS

## MOST RUSHING ATTEMPTS BY OPPONENT

49 1/20/02 at Pit. - D  
41 1/12/13 at Den. - D (2OT)  
40 1/3/04 vs. Ten. - WC

## FEWEST RUSHING ATTEMPTS BY OPPONENT

13 1/10/15 at NE - D  
15 1/13/02 at Mia. - WC  
16 1/28/01 at NYG - SB

## MOST YARDS GAINED RUSHING

234 1/10/10 at NE - WC  
226 1/13/02 at Mia. - WC  
170 1/6/13 vs. Ind. - WC

## FEWEST YARDS GAINED RUSHING

22 1/20/02 at Pit. - D  
35 1/15/11 at Pit. - D  
49 1/7/01 at Ten. - D

## MOST YARDS GAINED RUSHING BY OPPONENT

182 2/3/13 at SF - SB  
165 1/3/04 vs. Ten. - WC  
154 1/20/02 at Pit. - D

## FEWEST YARDS GAINED RUSHING BY OPPONENT

14 1/10/15 at NE - D  
24 1/14/01 at Oak. - A  
42 1/16/10 at Ind. - D  
12/31/00 vs. Den. - WC

## HIGHEST AVERAGE GAIN, RUSHING

5.4 1/6/13 vs. Ind. - WC, 32 for 172 yards  
4.9 1/10/15 at NE - D, 28 for 136 yards  
4.6 1/16/10 at Ind. - D, 19 for 87 yards  
1/4/09 at Mia. - WC, 33 for 151 yards

## LOWEST AVERAGE GAIN, RUSHING

1.7 1/10/09 at Ten. - D, 30 for 50 yards  
1.9 1/15/11 at Pit. - D, 18 for 35 yards  
2.0 1/20/02 at Pit. - D, 11 for 22 yards

## HIGHEST AVERAGE GAIN, RUSHING BY OPPONENT

6.3 2/3/13 at SF - SB, 29 for 182 yards  
5.7 1/9/11 at KC - WC, 19 for 108 yards  
5.1 1/6/13 vs. Ind. - WC, 30 for 152 yards

## LOWEST AVERAGE GAIN, RUSHING BY OPPONENT

1.1 1/10/15 at NE - D, 13 for 14 yards  
1.4 1/14/01 at Oak. - A, 17 for 24 yards  
1.7 1/16/10 at Ind. - D, 25 for 42 yards

## MOST TDs RUSHING

4 1/10/10 at NE - WC  
2 1/18/09 at Pit. - A  
1/4/09 at Mia. - WC  
12/31/00 vs. Den. - WC

## FEWEST TDs RUSHING

0 10 times, last 1/10/15 at NE - D

## MOST TDs RUSHING BY OPPONENT

2 4 times, last 2/3/13 at SF - SB  
1 6 times, last 1/10/15 at NE - D

## FEWEST TDs RUSHING BY OPPONENT

0 13 times, last 1/3/15 at Pit. - WC

## PASSING

### MOST PASSING ATTEMPTS

45 1/10/15 at NE - D  
37 1/3/04 vs. Ten. - WC  
1/20/02 at Pit. - D  
36 1/20/13 at NE - A  
1/22/12 at NE - A

### FEWEST PASSING ATTEMPTS

10 1/10/10 at NE - WC  
15 12/31/00 vs. Den. - WC  
17 1/7/01 at Ten. - D

## MOST PASSING ATTEMPTS BY OPPONENT

54 1/20/13 at NE - A; 1/6/13 vs. Ind. - WC  
51 1/10/15 at NE - D  
48 1/3/15 at Pit. - WC

## FEWEST PASSING ATTEMPTS BY OPPONENT

18 1/9/11 at KC - WC  
22 1/20/02 at Pit. - D  
23 1/3/04 vs. Ten. - W

## MOST PASS COMPLETIONS

28 1/10/15 at NE - D  
25 1/9/11 at KC - WC  
22 2/3/13 at SF - SB  
1/22/12 at NE - A

## FEWEST PASS COMPLETIONS

4 1/10/10 at NE - WC  
5 1/7/01 at Ten. - D  
9 3 times, last 1/4/09 at Mia. - WC

## MOST PASS COMPLETIONS BY OPPONENT

34 1/10/15 at NE - D  
33 1/3/15 at Pit. - WC  
30 1/16/10 at Ind. - D

## FEWEST PASS COMPLETIONS BY OPPONENT

9 1/9/11 at KC - WC  
12 1/20/02 at Pit. - D  
14 1/3/04 vs. Ten. - WC

## MOST NET YARDS GAINED, PASSING

324 1/12/13 at Den. - D (2OT)  
292 1/10/15 at NE - D  
282 1/22/12 at NE - A

## FEWEST NET YARDS GAINED, PASSING

34 1/10/10 at NE - WC  
85 1/7/01 at Ten. - D  
91 1/15/11 at Pit. - D

## MOST NET YARDS GAINED, PASSING BY OPPONENT

408 1/10/15 at NE - D  
320 1/20/13 at NE - A  
319 1/3/15 at Pit. - WC

## FEWEST NET YARDS GAINED, PASSING BY OPPONENT

53 1/9/11 at KC - WC  
86 1/28/01 at NYG - SB  
105 1/13/02 at Mia. - WC

## MOST TIMES SACKED

5 1/15/12 vs. Hou. - D; 1/15/11 at Pit. - D  
4 1/9/11 at KC - WC  
3 5 times, last 1/22/12 at NE - A

## FEWEST TIMES SACKED

0 1/10/15 at NE - D  
1/10/10 at NE - WC  
1/10/09 at Ten. - D  
1/4/09 at Mia. - WC

## MOST TIMES OPPONENTS SACKED

6 1/15/11 at Pit. - D  
5 1/3/15 at Pit. - WC  
12/31/00 vs. Den. - WC  
4 3 times, last 1/18/09 at Pit. - A

## FEWEST TIMES OPPONENTS SACKED

0 3 times, last 1/20/13 at NE - A  
1 4 times, last 1/22/12 at NE - A

## HIGHEST COMPLETION PERCENTAGE

73.5 1/9/11 at KC - WC, 25 of 34  
66.7 2/3/13 at SF - SB, 22 of 33  
1/13/02 vs. Mia. - WC, 12 of 18

## HIGHEST COMPLETION PERCENTAGE BY OPPONENT

68.8 1/3/15 at Pit. - WC (33 of 48)  
68.2 1/16/10 at Ind. - D (30 of 44)  
66.7 1/10/15 at NE - D (34 of 51)

## MOST TDs PASSING

4 1/10/15 at NE - D  
3 2/3/13 at SF - SB  
1/20/13 at NE - A  
1/12/13 at Den. - D

## MOST TDs PASSING BY OPPONENT

4 1/10/15 at NE - D  
3 1/12/13 at Den. - D (2OT)  
2 1/15/11 at Pit. - D  
1/16/10 at Ind. - D  
1/10/10 at NE - WC

## MOST PASSES HAD INTERCEPTED

3 1/18/09 at Pit. - A  
1/20/02 at Pit. - D  
2 4 times, last 1/10/15 at NE - D

## MOST OPPONENT PASSES INTERCEPTED

4 1/4/09 at Mia. - WC  
1/28/01 at NYG - SB  
1/14/01 at Oak. - A

## PUNTING

### MOST PUNTS

10 1/28/01 at NYG - SB  
12/31/00 vs. Den. - WC  
9 1/15/12 vs. Hou. - D

### FEWEST PUNTS

2 1/3/15 at Pit. - WC, 1/9/11 at KC - WC  
3 2/3/13 at SF - SB  
4 6 times, last 1/10/15 at NE - D

### MOST PUNTS BY OPPONENT

11 1/28/01 at NYG - SB  
9 12/31/00 vs. Den. - WC  
7 1/18/09 at Pit. - A; 1/14/01 at Oak. - A

### FEWEST PUNTS BY OPPONENT

2 1/22/12 at NE - A  
3 4 times, last 1/3/15 at Pit. - WC  
4 4 times, last 1/6/13 vs. Ind. - WC

### HIGHEST PUNTING AVERAGE

53.8 1/15/11 at Pit. - D  
50.3 1/10/15 at NE - D  
49.3 1/15/12 vs. Hou. - D

### LOWEST PUNTING AVERAGE

24.5 1/3/15 at Pit. - WC  
27.6 1/7/01 at Ten. - D  
31.0 1/9/11 at KC - WC

### HIGHEST PUNTING AVERAGE BY OPPONENT

53.3 1/10/09 at Ten. - D  
53.0 2/3/13 at SF - SB  
51.0 1/9/11 at KC - WC  
48.8 1/12/13 at Den. - D (2OT)

### LOWEST PUNTING AVERAGE BY OPPONENT

35.8 1/20/13 at NE - A  
37.7 1/18/09 at Pit. - A  
37.8 1/10/15 at NE - D; 1/7/01 at Ten. - D

## PUNT RETURNS

### MOST PUNT RETURNS

6 1/18/09 at Pit. - A  
4 3 times, last 1/10/15 at NE - D  
3 4 times, last 1/12/13 at Den. - D (2OT)

### FEWEST PUNT RETURNS

0 3 times, last 1/3/15 at Pit. - WC  
1 1/20/13 at NE - A  
1/22/12 at NE - A  
1/10/09 at Ten. - D  
1/7/01 at Ten. - D

### MOST PUNT RETURNS BY OPPONENT

6 1/15/12 vs. Hou. - D  
1/3/04 vs. Ten. - WC  
5 3 times, last 1/18/09 at Pit. - A



# POSTSEASON TEAM RECORDS

## FEWEST PUNT RETURNS BY OPPONENT

- 0 3 times, last 1/3/15 at Pit. - WC
- 1 2/3/13 at SF - SB; 1/10/10 at NE - WC
- 2 4 times, last 1/4/09 at Mia. - WC

## MOST FAIR CATCHES

- 4 3 times, last 1/20/13 at NE - A
- 3 1/16/10 at Ind. - D
- 1/7/01 at Ten. - D

## MOST FAIR CATCHES BY OPPONENT

- 3 1/10/09 at Ten. - D
- 1/28/01 at NYG - SB
- 2 1/12/13 at Den. - D (2OT); 1/10/10 at NE - WC

## MOST YARDS, PUNT RETURNS

- 99 1/20/02 at Pit. - D
- 65 1/18/09 at Pit. - A
- 58 1/14/01 at Oak. - A

## MOST YARDS, PUNT RETURNS BY OPPONENT

- 90 1/12/13 at Den. - D (2OT)
- 70 1/3/04 vs. Ten. - WC
- 67 1/20/02 at Pit. - D

## HIGHEST AVERAGE, PUNT RETURNS

- 33.0 1/20/02 at Pit. - D
- 29.0 1/10/09 at Ten. - D
- 19.3 1/14/01 at Oak. - A

## HIGHEST AVERAGE, PUNT RETURNS BY OPPONENT

- 32.0 2/3/13 at SF - SB
- 30.0 1/12/13 at Den. - D (2OT)
- 28.0 1/10/10 at NE - WC

## MOST TDs ON PUNT RETURNS

- 1 1/20/02 at Pit. - D

## MOST TDs ON PUNT RETURNS BY OPPONENT

- 1 1/12/13 at Den. - D (2OT)

## KICKOFF RETURNS

### MOST KICKOFF RETURNS

- 6 5 times, last 1/10/15 at NE - D

### FEWEST KICKOFF RETURNS

- 1 4 times, last 1/22/12 at NE - A
- 2 6 times, last 1/6/13 vs. Ind. - WC

### MOST KICKOFF RETURNS BY OPPONENT

- 7 1/28/01 at NYG - SB
- 6 1/10/10 at NE - WC
- 5 3 times, last 1/10/15 at NE - D

### FEWEST KICKOFF RETURNS BY OPPONENT

- 0 1/6/13 vs. Ind. - WC
- 1 1/16/10 at Ind. - D
- 3 6 times, last 1/22/12 at NE - A

### MOST YARDS, KICKOFF RETURNS

- 206 2/3/13 at SF - SB
- 148 1/10/15 at NE - D
- 124 1/13/07 vs. Ind. - D

### FEWEST YARDS, KICKOFF RETURNS

- 15 1/10/09 at Ten. - D
- 20 1/22/12 at NE - A
- 22 1/13/02 at Mia. - WC

### MOST YARDS, KICKOFF RETURNS BY OPPONENT

- 171 1/12/13 at Den. - D (2OT); 1/28/01 at NYG - SB
- 133 1/15/12 vs. Hou. - D
- 125 1/10/15 at NE - D

### FEWEST YARDS, KICKOFF RETURNS BY OPPONENT

- 0 1/6/13 vs. Ind. - WC
- 14 1/16/10 at Ind. - D
- 43 12/31/00 vs. Den. - WC

### HIGHEST AVERAGE, KICKOFF RETURNS

- 55.5 1/28/01 at NYG - SB
- 41.2 2/3/13 at SF - SB
- 30.0 1/6/13 vs. Ind. - WC

## LOWEST AVERAGE, KICKOFF RETURNS

- 10.7 1/20/13 at NE - A
- 11.0 1/13/02 at Mia. - WC
- 11.5 12/31/00 vs. Den. - WC

## HIGHEST AVERAGE, KICKOFF RETURNS BY OPPONENT

- 42.8 1/12/13 at Den. - D (2OT)
- 33.7 1/22/12 at NE - A
- 33.3 1/15/12 vs. Hou. - D

## LOWEST AVERAGE, KICKOFF RETURNS BY OPPONENT

- 0.0 1/6/13 vs. Ind. - WC
- 13.8 1/7/01 at Ten. - D
- 14.0 1/16/10 at Ind. - D

## MOST TDs ON KICKOFF RETURNS

- 1 2/3/13 at SF - SB; 1/28/01 at NYG - SB

## MOST TDs ON KICKOFF RETURNS BY OPPONENT

- 1 1/12/13 at Den. - D (2OT); 1/28/01 at NYG - SB

## MOST TDs ON KICKOFF RETURNS, BOTH TEAMS

- \*2 1/28/01 at NYG - SB, Bal. (1), NYG (1)

\* Super Bowl Record

## FUMBLES

### MOST FUMBLES

- 3 1/15/12 vs. Hou. - D
- 1/9/11 at KC - WC
- 1/16/10 at Ind. - D
- 1/18/09 at Pit. - A

### FEWEST FUMBLES

- 0 1/10/09 at Ten. - D
- 1/7/01 at Ten. - D

### MOST FUMBLES BY OPPONENT

- 5 1/10/09 at Ten. - D
- 3 4 times, last 1/15/12 vs. Hou. - D

### FEWEST FUMBLES BY OPPONENT

- 0 4 times, last 1/16/10 at Ind. - D

### MOST FUMBLES LOST

- 2 5 times, last 1/6/13 vs. Ind. - WC

### FEWEST FUMBLES LOST

- 0 9 times, last 1/10/15 at NE - D

### MOST FUMBLES LOST BY OPPONENT

- 2 4 times, last 1/15/11 at Pit. - D

### FEWEST FUMBLES LOST BY OPPONENT

- 0 7 times, last 1/10/15 at NE - D

### MOST FUMBLES RECOVERED, OWN

- 3 1/15/12 vs. Hou. - D
- 2 1/18/09 at Pit. - A
- 1/28/01 at NYG - SB
- 1 7 times, last 1/3/15 at Pit. - WC

### MOST FUMBLES RECOVERED, OPPONENTS

- 2 1/10/09 at Ten. - D
- 1/13/02 at Mia. - WC
- 1 12 times, last 1/3/15 at Pit. - WC

### MOST TDs, OWN FUMBLES RECOVERED

None

### MOST TDs, OPPONENTS FUMBLES RECOVERED

- 1 1/15/11 at Pit. - D
- Cory Redding 13-yard FR-TD

## TURNOVERS

### MOST TURNOVERS

- 4 4 times, last 1/16/10 at Ind. - D

### FEWEST TURNOVERS

- 0 6 times, last 1/20/13 at NE - A

### MOST TURNOVERS BY OPPONENT

- 5 4 times, last 1/9/11 at KC - WC

### FEWEST TURNOVERS BY OPPONENT

- 1 6 times, last 1/10/15 at NE - D

### MOST TURNOVERS, BOTH TEAMS

- 7 1/9/11 at KC - WC, Bal. (2), KC (5)
- 1/14/01 at Oak. - A, Bal. (2), Oak. (5)
- 6 1/10/10 at NE - WC, Bal. (2), NE (4)
- 1/4/09 at Mia. - WC, Bal. (1), Mia. (5)
- 1/13/07 vs. Ind. - D, Bal. (4), Ind. (2)

### MOST TDs BY RAVENS OFF TURNOVERS

- 1 6 times, last 1/12/13 at Den. - D (2OT)
- Corey Graham 39-yard INT-TD

### MOST TDs BY OPPONENT OFF TURNOVERS

- 1 1/18/09 at Pit. - A
- Troy Polamalu 40-yard INT-TD

## PENALTIES

### FEWEST PENALTIES

- 0 1/15/12 vs. Hou. - D
- 2 3 times, last 1/3/15 at Pit. - WC
- 3 1/10/10 at NE - WC
- 4 12/31/00 vs. Den. - WC

### MOST PENALTIES

- 10 1/14/01 at Oak. - A
- 9 1/6/13 vs. Ind. - WC
- 1/20/02 at Pit. - D
- 1/28/01 at NYG - SB

### FEWEST PENALTIES BY OPPONENT

- 1 1/22/12 at NE - A
- 3 1/15/12 vs. Hou. - D
- 1/13/07 vs. Ind. - D
- 4 1/20/13 at NE - A
- 1/16/10 at Ind. - D
- 1/4/09 at Mia. - WC

### MOST PENALTIES BY OPPONENT

- 12 1/10/09 at Ten. - D
- 10 1/12/13 at Den. - D (2OT)
- 9 1/15/11 at Pit. - D
- 8 1/3/15 at Pit. - WC

### FEWEST PENALTIES, BOTH TEAMS

- 3 1/15/12, Bal. (0) vs. Hou. (3) - D
- 7 2/3/13, Bal. (2) at SF (5) - SB
- 1/22/12, Bal. (6) at NE (1) - A
- 1/9/11, Bal. (2) at KC (5) - WC

### MOST PENALTIES, BOTH TEAMS

- 20 1/10/09, Bal. (8) at Ten. (12) - D
- 18 1/12/13, Bal. (8) at Den. (10) - D (2OT)
- 15 1/15/11, Bal. (6) at Pit. (9) - D
- 1/28/01, Bal. (9) at NYG (6) - SB
- 1/14/01, Bal. (10) at Oak. (5) - A

### FEWEST YARDS PENALIZED

- 0 1/15/12 vs. Hou. - D
- 14 1/3/15 at Pit. - WC
- 15 1/10/10 at NE - WC

### MOST YARDS PENALIZED

- 95 1/14/01 at Oak. - A
- 74 1/15/11 at Pit. - D
- 70 3 times, last 1/6/13 vs. Ind. - WC

### FEWEST YARDS OPPONENT PENALIZED

- 5 1/22/12 at NE - A
- 19 1/13/07 vs. Ind. - D
- 20 1/15/12 vs. Hou. - D

# POSTSEASON TEAM RECORDS

## MOST YARDS OPPONENT PENALIZED

- 114 1/3/15 at Pit. - WC
- 93 1/15/11 at Pit. - D
- 89 1/10/09 at Ten. - D

## FEWEST YARDS PENALIZED, BOTH TEAMS

- 20 1/15/12, Bal. (0) vs. Hou. (20) - D
- 38 1/22/12, Bal. (33) at NE (5) - A
- 53 2/3/13, Bal. (20) at SF (33) - SB

## MOST YARDS PENALIZED, BOTH TEAMS

- 167 1/15/11, Bal. (74) at Pit. (93) - D
- 143 1/12/13, Bal. (56) at Den. (87) - D (2OT)
- 131 1/14/01, Bal. (95) at Oak. (36) - A

## INTERCEPTIONS

### MOST INTERCEPTIONS

- 4 1/4/09 at Mia. - WC
- 1/28/01 at NYG - SB
- 1/14/01 at Oak. - A

### FEWEST INTERCEPTIONS

- 0 1/15/11 at Pit. - D
- 1/18/09 at Pit. - A
- 1 9 times, last 1/10/15 at NE - D

### MOST INTERCEPTIONS BY OPPONENT

- 3 1/18/09 at Pit. - A
- 1/20/02 at Pit. - D
- 2 1/10/15 at NE - D
- 1/16/10 at Ind. - D
- 1/13/07 vs. Ind. - D
- 1/3/04 vs. Ten. - WC

### FEWEST INTERCEPTIONS BY OPPONENT

- 0 13 times, last 1/3/15 at Pit. - WC

### MOST CONSECUTIVE GAMES WITH INTERCEPTIONS

- 10 12/31/00 vs. Den. - WC
- through 1/10/09 at Ten. - D

### MOST CONSECUTIVE GAMES WITH INTs BY OPPONENT

- 3 1/10/09 at Ten. - D
- through 1/16/10 at Ind. - D
- 1/20/02 at Pit. - D
- through 1/13/07 vs. Ind. - D

### MOST INTERCEPTION YARDS

- 108 1/4/09 at Mia. - WC (4 INTs)
- 95 1/10/10 at NE - WC (3 INTs)
- 79 1/3/04 vs. Ten. - WC (3 INTs)

### MOST INTERCEPTION YARDS BY OPPONENT

- 51 1/20/02 at Pit. - D (3 INTs)
- 47 1/18/09 at Pit. - A (3 INTs)
- 19 1/22/12 at NE - A (1 INT)

### MOST TDs ON INTERCEPTIONS

- 1 1/12/13 at Den. - D (2OT) (Corey Graham)
- 1/4/09 at Mia. - WC (Ed Reed)
- 1/3/04 vs. Ten. - WC (Will Demps)
- 1/28/01 at NYG - SB (Duane Starks)
- 1/7/01 at Ten. - D (Ray Lewis)

### MOST TDs ON INTERCEPTIONS BY OPPONENT

- 1 1/18/09 at Pit. - A (Troy Polamalu)



On Feb. 3, 2013, Baltimore defeated San Francisco, 34-31, in Super Bowl XLVII at the Mercedes-Benz Superdome in New Orleans. The victory clinched the Ravens' second Lombardi Trophy in 17 seasons. LB Ray Lewis (above right) closed out his storied NFL career alongside longtime teammate and fellow defensive starter S Ed Reed (above left).



On Jan. 12, 2013, the Ravens traveled to Denver for a Divisional Round matchup in which they knocked off the AFC's top seed in a 38-35 double-overtime thriller. CB Corey Graham (above) picked off two QB Peyton Manning passes, one of which he returned 39 yards for a touchdown.



In the Wild Card round at New England (1/10/10), RB Ray Rice ran 83 yards for a touchdown on the opening play from scrimmage, producing the second-longest rush in NFL postseason history. Rice finished with a Ravens' postseason record 159 rushing yards, adding 2 TDs, en route to a 33-14 victory.





*MARSHAL YANDA*



*JUSTIN TUCKER*



# M&T BANK STADIUM

M&T Bank Stadium – without a doubt – is where NFL excitement begins any given Sunday. And that’s because Baltimore Ravens home games and M&T Bank Stadium have become synonymous with winning.

Since earning their first Super Bowl title in 2000, the Ravens have posted an impressive home record of 105-39, the NFL’s second-best winning percentage (.729), entering 2018.

Located at the south point of Camden Yards, M&T Bank Stadium stands as a premier NFL sports facility. Fans – proud of their Baltimore heritage – enjoy the latest technology, including stunning 4K ultra-high definition displays on the RavensVision video boards, a high-density Wi-Fi network and state-of-the-art concourse designs. Combined with these exclusive amenities, the game’s excitement gives fans, friends and families an opportunity to enjoy the day together.

With a capacity of 71,008, this impressive structure draws its distinctive design from the best of Baltimore’s architecture.

Completed in 1998 at a cost of \$220 million, the stadium has 130 suites and 8,196 club seats. HOK architects designed



both Oriole Park at Camden Yards and the Ravens’ home. The latter was completed in less than two years and funded through a combination of proceeds generated from debt service paid by lottery proceeds, the sale of tax-exempt revenue bonds and the Ravens.

## OTHER EVENTS HELD AT M&T BANK STADIUM



- Army-Navy Football – 2000, 2007, 2014, 2016
- Maryland vs. Georgia Tech Football – 1998
- Maryland vs. Navy Football – 2005, 2010
- Morgan State Football – 1998-2000
- Navy vs. Notre Dame Football – 2002, 2006, 2008
- Maryland vs. West Virginia Football – 2013
- Navy vs. Ohio State Football – 2014
- Maryland vs. Penn State Football – 2015
- Salisbury vs. Frostburg Football – 1999
- Baltimore Bayhawks Lacrosse – 2002 Season
- ACC Lacrosse Tournaments – 2005-06
- Day of Rivals Lacrosse Classic – 2009-10
- Inside Lacrosse Faceoff Classic – 2007-13
- NCAA Lacrosse Championships – '03, '04, '07, '10, '11, '14
- Calvert Hall-Loyola & City-Poly Football
- MPSSAA\* State HS FB Champ. – 2002-15
- Chelsea vs. AC Milan International Soccer – 2009

- Man City vs. Inter Milan International Soccer – 2010
- Tottenham vs. Liverpool International Soccer – 2012
- CONCACAF Gold Cup – 2013, 2015
- Dew Tour – 2007-08
- Monster Jam – 2011-13
- HFSival – 1999 (Red Hot Chili Peppers), 2005 (Foo Fighters)
- Metallica “Summer Sanitarium Tour” – 2000
- Kenny Chesney Concert – 2008
- U2 360° Tour Concert – 2011
- Jay-Z/Justin Timberlake “Legends of The Summer” – 2013
- Jay-Z & Beyonce “On The Run” – 2014
- Billy Joel in Concert – 2015
- One Direction “On The Road Again” – 2015
- Beyonce “The Formation World Tour” – 2016
- Metallica “WorldWired Tour” – 2017

\* Maryland Public Secondary Schools Athletic Association



# M&T BANK STADIUM

## M&T BANK STADIUM ENHANCEMENTS

The Ravens are amidst a three-year, approximately \$120 million self-funded investment that will enhance the fan experience at M&T Bank Stadium. Demonstrating a continued commitment to create an exceptional gameday atmosphere, the improvements include new 4K ultra-high definition video displays, escalators and elevators to the upper deck, a new sound system and upgraded kitchen facilities.

“Not only will these improvements keep the stadium fresh, but they will enrich our gameday experience by delivering added convenience, entertainment and excitement,” Ravens president Dick Cass stated. “We constantly strive to create a ‘wow’ factor for our fans.”

The stadium, which originally cost \$220 million to build, opened in 1998. Since then, the Ravens have spent approximately \$100 million on past enhancements, including a \$45 million investment from 2013-15 to install Wi-Fi capabilities, advanced LED video displays, redesigned concession stands and upgraded concourses.

## PHASE ONE

Phase One of the three-year project was completed prior to the 2017 NFL season and was highlighted by two dramatic, 4K ultra-high definition video displays (*see photo below*), which doubled the width of the stadium’s previous standard HD boards. The new boards, measuring approximately 200 feet wide and 36 feet high, equal the highest resolution and clearest picture of any stadium video display in the United States.

The Ravens also expanded the audio/video control room and installed 4K cameras, lenses and control equipment. An investment was also made in 11 manned cameras and additional robotic cameras, which provide fans with more angles of live action, statistics and replays than ever before.

New LED ribbon displays were also installed around the seating bowl’s suite level. In total, the Ravens installed more than 28,000 square feet of video displays.




## PHASES TWO AND THREE

Construction has begun on Phases Two and Three of the stadium enhancements project and will continue following the 2018 NFL season. These improvements include the following:

**Escalators & Elevators:** Escalators and elevators to the 500 level are being installed to improve crowd flow and ensure convenience for fans accessing seats in the stadium’s upper level. (The first escalator to the upper concourse is expected to open by October of 2018.)

**“Corner Notch” Suites & Video Boards** (see rendering below): New suites are being built into each open notch of the stadium’s upper bowl. Large 4K ultra-high definition video boards, measuring approximately 33 feet wide and 44 feet high, are being installed atop each of the four suites, providing fans with additional in-game content, NFL highlights/scores, statistics and fantasy information



**Club Level:** All concessions stands and bar/lounge areas on the stadium’s club level will receive upgrades. These developments will enhance the area’s general design/comfort, audio/visual capabilities, quality of service and food options.

**Improved Kitchen Facilities:** The stadium is undergoing kitchen renovations to include new equipment improving the quality of food and providing more options at concessions stands throughout the entire venue.

**Sound System:** A new sound system in the seating bowl will be ready for the start of the 2018 NFL season.



# M&T BANK STADIUM



## VIDEO SCREENS & WI-FI

- In 2017, the Ravens made an investment to create a more immersive gameday experience for their fans. Designed and created by Prismview, a Samsung Electronics Company, the updated and enhanced RavensVision high definition 4K video screens each measure 36 feet high and 201 feet wide. Each display is the equivalent of a 2,448-inch flat panel television. It would take over 1,000 40-inch flat screen TVs to equal one of these giant LED (light emitting diode) displays. Each display has extreme contrast face plastics combined with over 6 million individual LED pixels providing brilliant images in bright sunlight and during night events.
- The high definition resolution allows for some of the best graphics and game action video in the league, live game highlights from around the NFL, instant replays, scores, statistics, plus player updates and features.
- The two giant screens are made up of modular LED panels – 13 inches wide by 6.5 inches tall. Each of these premium LED modules contain 512 pixels, spaced only 10mm - 0.39" - apart. Due to the massive size of these displays, these panels were assembled from 50 sections. Each display weighs in at an amazing 76,500 pounds.
- In a historic launch of in-venue video technology, in 2017 the Ravens became the first team to have a permanently installed SkyCam. Typically reserved for the NFL's largest broadcasts, including the Super Bowl and other primetime games, SkyCam delivers its immersive and signature "Quarterback View" for every home game. Its nearly invisible support cables can withstand over 800 pounds each, while the camera system can reach speeds over 25 miles per hour.
- In addition to the main video boards, for the 2018 season the Ravens are installing four new corner displays to add to the fan viewing experience. Each of the four LED video displays measure over 34 feet wide by 44 feet high – a bonus of over 6,081 square feet of screens.
- In cooperation with WJHW, VPC and the Ravens' production

team, BeckTV, a leader in broadcast design and installation, created a leading-edge production facility for M&T Bank Stadium. The brand new control room includes state-of-the-art systems for 4K/HD replay, graphics and cameras to help produce world class programming. In addition to 11 manned cameras, the Ravens have 15 robotic cameras contributing to the gameday production.

- The 2017 addition of four LED ribbon boards on the Club Level and Suite Level fascias further elevate the in-stadium atmosphere. These dynamic displays measure a combined 2,373 feet with almost three times the pixel resolution over the previous ribbon boards, providing amazing clarity throughout the stadium. This improvement adds excitement and aims to increase fan engagement.
- With over 28,000 square feet of total display area, the RavensVision displays, corner displays and LED ribbons combine over 20 million pixels to create one of the most captivating experiences in the NFL.
- Two high definition video boards measuring 8 feet high and 30 feet wide were installed at the concourse entrances of Gates A and D in 2013. (Approximately 60 percent of fans enter Gate A for all stadium events.)
- Prior to the 2015 season, the Ravens invested in a \$5 million project to install Wi-Fi access for fans at M&T Bank Stadium. From 2015-17, the throughput capability was 2 gigabits per second (GBPS). In 2018, the stadium will boast a throughput capability of 10 GBPS, or an increase in capability that is five times greater than the previous three seasons.
- Additionally, in 2015, the Ravens installed the capability to show 360-degree replays with a newly-implemented and upgraded Intel freeD system. By using 38 cameras placed around the stadium, fans can view angles of action previously impossible to see. The Ravens were the first NFL franchise capable of providing 360-degree shots, and the technology won a Sports Emmy Award for best in Technical Achievement from Super Bowl 50.

# M&T BANK STADIUM

## SIGHTLINES

- Front row seating in the lower level is 6 feet above the grass playing field, high enough to eliminate any issue with obstructed views. In addition, the front row is only a short distance of 50 feet from the playing field sidelines and 20 feet from the back of the end zones.

## SEATING

- With a seating capacity of 71,008, the stadium is substantially larger than its sister baseball park to the north. At 1.6 million square feet, it is nearly double Oriole Park at Camden Yards' size. ADA seating is located on every level.
- The 8,196 club seats at M&T Bank Stadium offer extra-wide comfort, plus VIP parking, access to the club lounges serving specialty foods, fully-staffed bars, concierge services and scenic views of downtown Baltimore.
- Each of the stadium's 130 suites are between 20-24 ticketed suites. Each features upscale lounge furniture, a private kitchen, high-definition TVs, Wi-Fi, a private restroom, VIP parking and personal catering. Many other exclusive amenities and events are also available to suite owners.

## AMENITIES/DESIGN

- As part of a two-year, \$35 million investment that began in 2013, the Ravens enhanced the fan experience at M&T Bank Stadium with improvements to video boards, concession stands and all concourses.
- All 16 lower concourse concession stands were upgraded, with these enhancements improving the speed of service, and also the freshness and quality of food, much of which is prepared directly in front of fans.
- Additional concession stand improvements included digital menu boards and full upgrades to all condiment counters. Renovations to the 24 upper concourse concession stands were completed prior to the 2014 NFL season.
- Additionally, in 2013 and 2014, all concourses were redesigned with a "Ravenized" theme, influenced by the brick and steel look of M&T Bank Stadium's exterior and buildings on the Camden Yards complex. These features include support columns wrapped in brick, purple accent lighting and enhanced directional signage throughout each of the venue's concourses.
- Extra-wide concourses (44-64 ft.) allow easier fan movement. Eight public elevators, numerous ramps and two escalators (to Club Level) assist the fan traffic. Two additional escalators (to Upper Concourse) are scheduled to open in late October 2018 to provide guests with easier accessibility to the upper level of the stadium.
- There are 44 concession stands, including 601 total points of sale, in the upper, lower and club levels with gameday fare, including Baltimore's signature favorites, such as crab cakes.
- Club Level decor features a historical perspective of football in Baltimore highlighting great games, teams and players from the area's rich football history.

## TRANSPORTATION AND STADIUM SITE

- Located at 1101 Russell Street, M&T Bank Stadium is surrounded on all sides by the following elevated roadways: I-95 and the Hamburg St. bridge to the north; I-95 and I-395 (plus Light Rail line) to the east; the Ostend St. bridge to the south; and the Russell St. viaduct to the west.
- Fans can easily access the stadium using mass transit. The Light Rail has a drop-off point located directly outside Gate B and the subway system has stops within walking distance of the stadium.
- Parking in stadium lots, managed by SP+, (410) 347-9330, is limited to permit holders, but downtown garages are also available for gameday parking, just a short walk away. Parking in offsite lots can be reserved in advance with Parking Panda at [baltimore Ravens.com/parking](http://baltimore Ravens.com/parking).
- For a safe and convenient ride, take advantage of the Uber Pickup Zone located at the Oriole Park Home Plate Plaza. When ready to request a ride, exit the stadium via Gate A and head up Ravens Walk towards Oriole Park and the Uber Pickup Zone at Home Plate Plaza, adjacent to Lot A.
- Tailgating is welcomed in select lots at M&T Bank Stadium. For complete Tailgate Lot information, call the Ravens' Ticket Office at (410) 261-7283.



- In October 2002, after the passing of iconic QB Johnny Unitas, the Ravens erected a statue (left) of the Colts' legend outside Gate A. The piece was sculpted by local artist Frederick Kail, who was commissioned by a grassroots group that

included donations from the Steve Bisciotti family, the Art Modell family, the Baltimore Orioles and numerous others. One of the signature elements of the bronze work is the famous black high tops – John's favorite football shoe. Many Ravens fans touch the left shoe of the statue for good luck prior to every game.



- In 2014, the Ravens unveiled in this plaza area a second statue (left) – one of former LB Ray Lewis, another Baltimore icon and perhaps the greatest defender in NFL history. Original PSL season ticket holders also have the opportunity to locate

their names etched in one of two PSL Walls of Honor. These names are a tribute to the great Ravens football fans who have supported the team that has brought Baltimore and Maryland two Super Bowl Championships (2000 and 2012).



## IN-GAME ENTERTAINMENT



### MASCOT POE

The gameday experience at M&T Bank Stadium is designed to offer Ravens fans a festive and colorful atmosphere by providing a variety of entertainment and excitement. And it wouldn't be complete without the Ravens' fun-loving mascot, Poe. If you would like to book Poe to fly into your next function, please visit: [www.baltimoreravens.com/mascots](http://www.baltimoreravens.com/mascots).



### RAVENS CHEERLEADERS

The Ravens' cheerleading squad has 16 members on the dance team and 39 members on the stunt team. The cheerleading squad is the only NFL team with both a dance and co-ed stunt team. Cheerleaders also spend time in our community helping raise funds for charities and foundations in the Baltimore area. To schedule an appearance, visit: [www.baltimoreravens.com/cheerleaders](http://www.baltimoreravens.com/cheerleaders).



### BALTIMORE'S MARCHING RAVENS

Over 150 musicians and crew members comprise Baltimore's Marching Ravens. John Ziemann directed the Colts' Marching Band, which evolved into the Ravens' current musical performers. BMR is deeply involved in charitable causes and raises funds to help support the Baltimore community. For information on scheduling these dynamic performers, visit: [www.baltimoreravens.com/band](http://www.baltimoreravens.com/band).



### LIVE RAVENS

The Ravens' live mascots, Rise and Conquer, live at the Maryland Zoo in Baltimore and can be visited by fans. Fans also have an opportunity to see the birds appear at home games and a number of different Ravens events throughout the calendar year. For more information, visit: [www.baltimoreravens.com/mascots](http://www.baltimoreravens.com/mascots).



## RAVENS RETURNED TO GRASS IN 2016



In May of 2016, the Ravens switched from artificial turf to natural grass at M&T Bank Stadium for the start of the 2016 season. As team president Dick Cass stated, "The players really wanted to play on grass, and that was a key consideration." Baltimore had natural grass in the stadium when it first opened in 1998, but then the Ravens changed to an artificial turf from Sportex Momentum Turf for the 2003 season, and then replaced that with a newer Shaw Momentum 51 turf prior to the start of 2010. The Ravens now play on this new strain of grass, developed on a sod farm in North Carolina, that is a mixture of Bermuda and some rye. Officials believe it is more robust than what was previously played on in the stadium. The Ravens also use special artificial lights/lamps to keep grass growing where the field is shaded, particularly during the winter months.



# M&T BANK STADIUM



On May 21, 2014, M&T Bank and the Baltimore Ravens announced a 10-year, \$60 million extension of their partnership, which includes the continuation of naming rights to M&T Bank Stadium and an array of community-focused programs, including a new initiative focused on helping at-risk children in Baltimore.

The partnership, which began as a 15-year agreement in 2003 and was extended through 2027, has proven to reach far beyond the stadium and into the community through a range of joint initiatives.

“M&T Bank’s partnership with the Ravens isn’t about a name on a building – it’s about combining the strengths of our two teams to build a better, stronger Baltimore,” said the late M&T Bank president and COO Mark Czarnecki.

Founded in 1856, M&T Bank Corp. is one of the 20 largest U.S. commercial bank holding companies, with more than 650 branch offices, 1,500 ATMs and 15,000 employees in New York, Maryland, Pennsylvania, Washington, D.C., Virginia, West Virginia, New Jersey, Florida, Delaware and Toronto, Canada.

“Our partnership with M&T is based on shared values and has produced impact on both companies and this community,” said Ravens owner Steve Bisciotti. “This agreement is a natural extension of our strong relationship and mutual commitment to pursuing excellence and strengthening this region. We look forward to continuing to work with M&T and helping those in need.”

A component of the partnership was the initiative to establish a Judith P. Hoyer Early Child Care and Family Education Center (Judy Center), which provides comprehensive services to increase school readiness for at-risk children under age five and their families. The Judy Center is located at Arundel Elementary/Middle School in the Cherry Hill section of Baltimore City and is being organized through the Baltimore Community Foundation (BCF). The Ravens and M&T provided a total of \$600,000 in funding for the project.

Other community initiatives include the following:

### **M&T Bank Honor Rows:**



Since 2003, M&T Bank and the Baltimore Ravens have honored over 12,000 young people from a range of organizations, including Big Brothers Big Sisters of the Greater Chesapeake, recognizing their outstanding volunteer work. For each Ravens home game, 100 young people receive tickets, Honor Rows t-shirts, a pre-game on-field visit and official in-game recognition on the RavensVision HD video screens.

# M&T BANK STADIUM



## M&T Bank Touchdown for Teachers:

The Touchdown for Teachers program recognizes local teachers for outstanding service to their schools and communities. Five finalists are chosen annually based on their involvement in the school or community, degree of positive impact and their demonstrated commitment to education. The 2018 grand prize was awarded to Nicole Veltre-Luton, who is the ninth grade biology and ESL (English as a second language) teacher at Digital Harbor High School in Baltimore City. The five nominated educators each received a personalized Ravens jersey and an award plaque. Veltre-Luton was presented with a check for \$2,000 in grant funds by QB Joe Flacco and former Ravens TE Dennis Pitta (right), while the runners-up received \$500 in grant funds.



## Ravens Foundation Partner:

Since the inception of the partnership in 2003, more than \$1 million has been allocated from M&T to the Ravens Foundation, Inc. to support a range of community initiatives. Each year, M&T Bank employees volunteer to help at Ravens community events, including food drives, Habitat for Humanity builds, playground builds, back-to-school supply distributions and Earth Day clean-ups.

## Partnership Facts:

On gameday, M&T Bank is featured on an array of interior and exterior stadium signage and branding, seen by 71,008 fans and millions more on TV. As the Ravens' official bank, M&T Bank provides banking services through nine ATMs located throughout the stadium and an M&T booth on RavensWalk. The partnership is based on shared values and reaches far beyond the stadium and into the community through a range of joint initiatives combining the strengths of the two organizations to build a better, stronger Baltimore.



## THE M&T ADVANTAGE

Simply put, the Baltimore Ravens have been dominant at home since the day they arrived in Charm City. Below are the Ravens' respective home records and corresponding NFL rankings during several periods.

### RAVENS HOME RECORDS (NFL Rankings)

Time Period (Milestone)	Record	NFL Rank
Since 2010 (Past Eight Seasons)	47-17	3 <sup>rd</sup>
Since 2008 (John Harbaugh Arrival)	59-21	3
Since 2000 (First Super Bowl Season)	105-39	2
Since 1998 (M&T Bank Stadium Opened)	113-47	3
Since 1996 (Team's Inception)	120-55-1	5

Under John Harbaugh, the Ravens are 59-21 in games played in Baltimore, ranking as the league's third-best home mark since the 2008 NFL campaign began.

### NFL's Best REGULAR SEASON HOME RECORDS (John Harbaugh Era / 2008-17)

Rk.	Team	Record	Pct.
1.	New England Patriots	68-12	.850
2.	Green Bay Packers	59-20-1	.744
3.	<b>Baltimore Ravens</b>	<b>59-21</b>	<b>.738</b>
4.	Pittsburgh Steelers	58-22	.725
5.	New Orleans Saints	55-25	.688





# M&T BANK STADIUM: THE GOLD STANDARD



In 2013, the Ravens, in partnership with the Maryland Stadium Authority (MSA), earned a LEED-certified Gold designation for M&T Bank Stadium from the U.S. Green Building Council (USGBC).

LEED (Leadership in Energy and Environmental Design) strives to deliver energy- and water-efficient, healthy, environmentally-friendly, cost-savings buildings, homes and communities.

M&T Bank Stadium became the first existing outdoor professional sports facility in the United States – including all NFL and Major League Baseball stadiums – to receive USGBC's Gold rating. A LEED certification is recognized across the globe as the premier mark of achievement in green building.

## IN THEIR OWN WORDS

"I'm pleased to celebrate the LEED-certified Gold designation with our World Champions. Working together, we're meeting some of the most ambitious energy reduction goals in the nation, fostering innovation and job creation that will lead to a better, more sustainable future for our children."

- **Former Maryland Governor Martin O'Malley**

"The Ravens attempt to set a standard in everything they do, both on and off the field. Working hard to stay green and sustainable at M&T Bank Stadium is another example of the Ravens doing the right thing in their community at a consistently-high level."

- **NFL Commissioner Roger Goodell**

"In conjunction with and support from the Maryland Stadium Authority, the Ravens wanted to step forward as a leader in the stadium industry by pushing the envelope with efficiency and sustainability. Our staff, headed by Roy Sommerhof, used creative strategies that produced significant energy and maintenance efficiencies and cost savings."

- **Baltimore Ravens President Dick Cass**

"Achieving LEED status does more than showcase our commitment to the environment. This standard of excellence enhances the value of our stadium. For many sports and entertainment entities, sustainability is a key factor in selecting venues. This designation improves our chances to attract these events."

- **Maryland Stadium Authority Chairman John Morton III**

## SUSTAINABILITY FACTS ABOUT M&T BANK STADIUM

- The stadium's efficient irrigation system and adaptive vegetation reduces 30% of its potable water for outside irrigation.
- Electricity at the stadium was reduced from 15,952,984 kilowatt hours in 2005 to 10,881,579 in 2012.
- The electricity savings of 5,071,405 kilowatt hours can heat about 440 homes for a year.
- Installation of waterless urinals & water-efficient restroom fixtures saves the stadium over 3 million gallons of water per year.
- 43% water reduction with the installation of over 400 waterless urinals.
- 38% of M&T Bank Stadium staff use alternative transportation to work, contributing to the stadium's carbon footprint reduction of 123,070 metric tons of greenhouse gas emissions per year.
- 71% of regularly-occupied spaces have access to outdoor views of Baltimore.
- The stadium is 27% above the national average in energy efficiency.
- The stadium recycles 31% of its regular waste.

Ravens president Dick Cass (left) and former Maryland governor Martin O'Malley (right) accept the LEED-certified Gold designation from Jason Hartke (center) of the U.S. Green Building Council.





# M&T BANK STADIUM MAP



# GAMEDAY BROADCAST TEAM



Pictured above is the Ravens' 2018 radio team featuring Gerry Sandusky (above at left) with former Ravens standouts OLB Jarret Johnson and TE Dennis Pitta (above at right). Sandusky, WBAL-TV 11's sports director, delivers the play-by-play for the broadcast team, while Johnson and Pitta will rotate games as analysts. The trio brings a wealth of football knowledge and experience to game broadcasts on WBAL Radio 1090 AM and 98Rock WIYY FM (and streamed live on baltimoreravens.com).

All Ravens games can be heard on 98Rock WIYY (97.9 FM), WBAL 1090 AM, baltimoreravens.com, in the Ravens mobile app (when fans are in Baltimore) and on 21 regional affiliates (listed below). This network broadcasts each Ravens game and spans three states – Maryland, Pennsylvania and Delaware – and Washington, D.C.

Ravens preseason games will be called by Sandusky, the "Voice of the Ravens," with analysis provided by former Ravens head coach and Super Bowl XXXV Champion Brian Billick and sideline reporting from CBS Sports' Evan Washburn (see right). Preseason games will air on WBAL-TV, WJLA (Washington, D.C.), WGAL (Harrisburg, Pa.), WFXR (Roanoke, Va.), WWCW (Roanoke, Va.), WMDT (Delmarva area) and KFVE (Honolulu, Hawaii), and will be simulcast on WBAL Radio and 98Rock.



## RAVENS RADIO AFFILIATES

### MARYLAND

#### Annapolis

WNAV • 1430 AM

#### Cambridge

WCEN • 106.3 FM/1240 AM

#### Cumberland

WCBC • 107.1 FM

#### Frederick

WFMD • 930 AM

#### Hagerstown

WARK • 1490 AM/98.9 FM

#### Pocomoke City

WGOP • 540 AM

WBEG • 97.9 FM

#### Rehoboth Beach/Ocean City

WGMD • 92.7 FM

#### Salisbury

WTGM • 960 AM

#### Thurmont

WTHU • 1450 AM

### Westminster

WTTR • 1470 AM

### PENNSYLVANIA

#### Jersey Shore

WEJS • 1600 AM

#### Williamsport

WYLC • 1050 AM

92.7 FM & 104.1 FM

#### York

WSBA • 910 AM

WRWM • 93.9 FM

### DELAWARE

#### Newark

WWTX • 1290 AM

### WASHINGTON, D.C.

iHeart Media • 104.7 FM

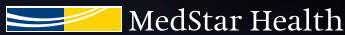


**RAVENS RADIO LOCKER ROOM SHOW** runs 30 minutes after each Ravens game throughout the season. This gameday wrap-up features the live post-game press conferences of head coach John Harbaugh (pictured above with play-by-play announcer Gerry Sandusky) and is followed by several player interviews.

# TURN ON. TUNE IN. TEAM UP WITH THE RAVENS



PRESENTED BY




Ravens Report is the flagship program of the Baltimore Ravens that showcases life in the NFL. This magazine-style show features behind-the-scenes access to players and coaches as they prepare for each week's opponent.

**SATURDAY 7:00 PM  
& AFTER SATURDAY NIGHT LIVE**



Our panel tackles the latest headlines and hottest topics in this weekly studio show. Each episode features a special guest, including prominent sports media, front office staff, players or other Ravens insiders.

**SATURDAY 7:30 PM**



See the plays, hear the sideline conversations and feel the hits on Ravens Wired, the only behind-the-scenes show featuring a Ravens player wired for sound during each week's game. Go behind the bench for in-game adjustments and inside the locker room for Head Coach John Harbaugh's post-game speech.

[BALTIMORERAVENS.COM](http://BALTIMORERAVENS.COM)

**ALSO AIRING ON:  
WGAL • NEWSCHANNEL 8 • WJLA • WMDT • WWCW • WFXR**

BROUGHT TO YOU BY



RAVENS PRODUCTIONS



# 2018 NFL REGULAR SEASON SCHEDULE

ALL TIMES EASTERN

## WEEK 1

### THURSDAY, SEPTEMBER 6

Atlanta Falcons at Philadelphia Eagles ..... 8:20p

### SUNDAY, SEPTEMBER 9

**Buffalo Bills at Baltimore Ravens** ..... 1:00p  
 Pittsburgh Steelers at Cleveland Browns ..... 1:00p  
 Cincinnati Bengals at Indianapolis Colts ..... 1:00p  
 Tennessee Titans at Miami Dolphins ..... 1:00p  
 San Francisco 49ers at Minnesota Vikings ..... 1:00p  
 Houston Texans at New England Patriots ..... 1:00p  
 Tampa Bay Buccaneers at New Orleans Saints ..... 1:00p  
 Jacksonville Jaguars at New York Giants ..... 1:00p  
 Kansas City Chiefs at Los Angeles Chargers ..... 4:05p  
 Washington Redskins at Arizona Cardinals ..... 4:25p  
 Dallas Cowboys at Carolina Panthers ..... 4:25p  
 Seattle Seahawks at Denver Broncos ..... 4:25p  
 Chicago Bears at Green Bay Packers ..... 8:20p

### MONDAY, SEPTEMBER 10

New York Jets at Detroit Lions ..... 7:10p  
 Los Angeles Rams at Oakland Raiders ..... 10:20p

## WEEK 2

### THURSDAY, SEPTEMBER 13

**Baltimore Ravens at Cincinnati Bengals** ..... 8:20p

### SUNDAY, SEPTEMBER 16

Carolina Panthers at Atlanta Falcons ..... 1:00p  
 Los Angeles Chargers at Buffalo Bills ..... 1:00p  
 Minnesota Vikings at Green Bay Packers ..... 1:00p  
 Cleveland Browns at New Orleans Saints ..... 1:00p  
 Miami Dolphins at New York Jets ..... 1:00p  
 Kansas City Chiefs at Pittsburgh Steelers ..... 1:00p  
 Philadelphia Eagles at Tampa Bay Buccaneers ..... 1:00p  
 Houston Texans at Tennessee Titans ..... 1:00p  
 Indianapolis Colts at Washington Redskins ..... 1:00p  
 Arizona Cardinals at Los Angeles Rams ..... 4:05p  
 Detroit Lions at San Francisco 49ers ..... 4:05p  
 Oakland Raiders at Denver Broncos ..... 4:25p  
 New England Patriots at Jacksonville Jaguars ..... 4:25p  
 New York Giants at Dallas Cowboys ..... 8:20p

### MONDAY, SEPTEMBER 17

Seattle Seahawks at Chicago Bears ..... 8:15p

## WEEK 3

### THURSDAY, SEPTEMBER 20

New York Jets at Cleveland Browns ..... 8:20p

### SUNDAY, SEPTEMBER 23

New Orleans Saints at Atlanta Falcons ..... 1:00p  
**Denver Broncos at Baltimore Ravens** ..... 1:00p  
 Cincinnati Bengals at Carolina Panthers ..... 1:00p  
 New York Giants at Houston Texans ..... 1:00p  
 Tennessee Titans at Jacksonville Jaguars ..... 1:00p  
 San Francisco 49ers at Kansas City Chiefs ..... 1:00p  
 Oakland Raiders at Miami Dolphins ..... 1:00p  
 Buffalo Bills at Minnesota Vikings ..... 1:00p  
 Indianapolis Colts at Philadelphia Eagles ..... 1:00p  
 Green Bay Packers at Washington Redskins ..... 1:00p  
 Los Angeles Chargers at Los Angeles Rams ..... 4:05p  
 Chicago Bears at Arizona Cardinals ..... 4:25p  
 Dallas Cowboys at Seattle Seahawks ..... 4:25p  
 New England Patriots at Detroit Lions ..... 8:20p

### MONDAY, SEPTEMBER 24

Pittsburgh Steelers at Tampa Bay Buccaneers ..... 8:15p

## WEEK 4

(BYES: CAR, WAS)

### THURSDAY, SEPTEMBER 27

Minnesota Vikings at Los Angeles Rams ..... 8:20p

### SUNDAY, SEPTEMBER 30

Cincinnati Bengals at Atlanta Falcons ..... 1:00p  
 Tampa Bay Buccaneers at Chicago Bears ..... 1:00p  
 Detroit Lions at Dallas Cowboys ..... 1:00p  
 Buffalo Bills at Green Bay Packers ..... 1:00p  
 Houston Texans at Indianapolis Colts ..... 1:00p  
 New York Jets at Jacksonville Jaguars ..... 1:00p  
 Miami Dolphins at New England Patriots ..... 1:00p  
 Philadelphia Eagles at Tennessee Titans ..... 1:00p  
 Seattle Seahawks at Arizona Cardinals ..... 4:05p  
 Cleveland Browns at Oakland Raiders ..... 4:05p  
 San Francisco 49ers at Los Angeles Chargers ..... 4:25p  
 New Orleans Saints at New York Giants ..... 4:25p  
**Baltimore Ravens at Pittsburgh Steelers** ..... 8:20p

### MONDAY, OCTOBER 1

Kansas City Chiefs at Denver Broncos ..... 8:15p

## WEEK 5

(BYES: CHI, TB)

### THURSDAY, OCTOBER 4

Indianapolis Colts at New England Patriots ..... 8:20p

### SUNDAY, OCTOBER 7

Tennessee Titans at Buffalo Bills ..... 1:00p  
 New York Giants at Carolina Panthers ..... 1:00p  
 Miami Dolphins at Cincinnati Bengals ..... 1:00p  
**Baltimore Ravens at Cleveland Browns** ..... 1:00p  
 Green Bay Packers at Detroit Lions ..... 1:00p  
 Jacksonville Jaguars at Kansas City Chiefs ..... 1:00p  
 Denver Broncos at New York Jets ..... 1:00p  
 Atlanta Falcons at Pittsburgh Steelers ..... 1:00p  
 Oakland Raiders at Los Angeles Chargers ..... 4:05p  
 Minnesota Vikings at Philadelphia Eagles ..... 4:25p  
 Arizona Cardinals at San Francisco 49ers ..... 4:25p  
 Los Angeles Rams at Seattle Seahawks ..... 4:25p  
 Dallas Cowboys at Houston Texans\* ..... 8:20p

### MONDAY, OCTOBER 8

Washington Redskins at New Orleans Saints ..... 8:15p

## WEEK 6

(BYES: DET, NO)

### THURSDAY, OCTOBER 11

Philadelphia Eagles at New York Giants ..... 8:20p

### SUNDAY, OCTOBER 14

Tampa Bay Buccaneers at Atlanta Falcons ..... 1:00p  
 Pittsburgh Steelers at Cincinnati Bengals ..... 1:00p  
 Los Angeles Chargers at Cleveland Browns ..... 1:00p  
 Buffalo Bills at Houston Texans ..... 1:00p  
 Chicago Bears at Miami Dolphins ..... 1:00p  
 Arizona Cardinals at Minnesota Vikings ..... 1:00p  
 Indianapolis Colts at New York Jets ..... 1:00p  
 Seattle Seahawks at Oakland Raiders (London) ..... 1:00p  
 Carolina Panthers at Washington Redskins ..... 1:00p  
 Los Angeles Rams at Denver Broncos ..... 4:05p  
 Jacksonville Jaguars at Dallas Cowboys ..... 4:25p  
**Baltimore Ravens at Tennessee Titans** ..... 4:25p  
 Kansas City Chiefs at New England Patriots\* ..... 8:20p

### MONDAY, OCTOBER 15

San Francisco 49ers at Green Bay Packers ..... 8:15p

# 2018 NFL REGULAR SEASON SCHEDULE

ALL TIMES EASTERN

## WEEK 7

(BYES: GB, OAK, PIT, SEA)

### THURSDAY, OCTOBER 18

Denver Broncos at Arizona Cardinals ..... 8:20p

### SUNDAY, OCTOBER 21

Tennessee Titans at Los Angeles Chargers (London) ..... 9:30a

New England Patriots at Chicago Bears ..... 1:00p

Buffalo Bills at Indianapolis Colts ..... 1:00p

Houston Texans at Jacksonville Jaguars ..... 1:00p

Cincinnati Bengals at Kansas City Chiefs ..... 1:00p

Detroit Lions at Miami Dolphins ..... 1:00p

Minnesota Vikings at New York Jets ..... 1:00p

Carolina Panthers at Philadelphia Eagles ..... 1:00p

Cleveland Browns at Tampa Bay Buccaneers ..... 1:00p

**New Orleans Saints at Baltimore Ravens ..... 4:05p**

Dallas Cowboys at Washington Redskins ..... 4:25p

Los Angeles Rams at San Francisco 49ers\* ..... 8:20p

### MONDAY, OCTOBER 22

New York Giants at Atlanta Falcons ..... 8:15p

## WEEK 8

(BYES: ATL, DAL, LAC, TEN)

### THURSDAY, OCTOBER 25

Miami Dolphins at Houston Texans ..... 8:20p

### SUNDAY, OCTOBER 28

Philadelphia Eagles at Jacksonville Jaguars (London) ..... 9:30a

**Baltimore Ravens at Carolina Panthers ..... 1:00p**

New York Jets at Chicago Bears ..... 1:00p

Tampa Bay Buccaneers at Cincinnati Bengals ..... 1:00p

Seattle Seahawks at Detroit Lions ..... 1:00p

Denver Broncos at Kansas City Chiefs ..... 1:00p

Washington Redskins at New York Giants ..... 1:00p

Cleveland Browns at Pittsburgh Steelers ..... 1:00p

Indianapolis Colts at Oakland Raiders ..... 4:05p

San Francisco 49ers at Arizona Cardinals ..... 4:25p

Green Bay Packers at Los Angeles Rams ..... 4:25p

New Orleans Saints at Minnesota Vikings\* ..... 8:20p

### MONDAY, OCTOBER 29

New England Patriots at Buffalo Bills ..... 8:15p

## WEEK 9

(BYES: ARI, CIN, IND, JAX, NYG, PHI)

### THURSDAY, NOVEMBER 1

Oakland Raiders at San Francisco 49ers ..... 8:20p

### SUNDAY, NOVEMBER 4

**Pittsburgh Steelers at Baltimore Ravens ..... 1:00p**

Chicago Bears at Buffalo Bills ..... 1:00p

Tampa Bay Buccaneers at Carolina Panthers ..... 1:00p

Kansas City Chiefs at Cleveland Browns ..... 1:00p

New York Jets at Miami Dolphins ..... 1:00p

Detroit Lions at Minnesota Vikings ..... 1:00p

Atlanta Falcons at Washington Redskins ..... 1:00p

Houston Texans at Denver Broncos ..... 4:05p

Los Angeles Chargers at Seattle Seahawks ..... 4:05p

Los Angeles Rams at New Orleans Saints ..... 4:25p

Green Bay Packers at New England Patriots\* ..... 8:20p

### MONDAY, NOVEMBER 5

Tennessee Titans at Dallas Cowboys ..... 8:15p

## WEEK 10

(BYES: BAL, DEN, HOU, MIN)

### THURSDAY, NOVEMBER 8

Carolina Panthers at Pittsburgh Steelers ..... 8:20p

### SUNDAY, NOVEMBER 11

Detroit Lions at Chicago Bears ..... 1:00p

New Orleans Saints at Cincinnati Bengals ..... 1:00p

Atlanta Falcons at Cleveland Browns ..... 1:00p

Miami Dolphins at Green Bay Packers ..... 1:00p

Jacksonville Jaguars at Indianapolis Colts ..... 1:00p

Arizona Cardinals at Kansas City Chiefs ..... 1:00p

Buffalo Bills at New York Jets ..... 1:00p

Washington Redskins at Tampa Bay Buccaneers ..... 1:00p

New England Patriots at Tennessee Titans ..... 1:00p

Los Angeles Chargers at Oakland Raiders ..... 4:05p

Seattle Seahawks at Los Angeles Rams ..... 4:25p

Dallas Cowboys at Philadelphia Eagles\* ..... 8:20p

### MONDAY, NOVEMBER 12

New York Giants at San Francisco 49ers ..... 8:15p

## WEEK 11

(BYES: BUF, CLE, MIA, NE, NYJ, SF)

### THURSDAY, NOVEMBER 15

Green Bay Packers at Seattle Seahawks ..... 8:20p

### SUNDAY, NOVEMBER 18

Dallas Cowboys at Atlanta Falcons ..... 1:00p

**Cincinnati Bengals at Baltimore Ravens ..... 1:00p**

Minnesota Vikings at Chicago Bears ..... 1:00p

Carolina Panthers at Detroit Lions ..... 1:00p

Tennessee Titans at Indianapolis Colts ..... 1:00p

Philadelphia Eagles at New Orleans Saints ..... 1:00p

Tampa Bay Buccaneers at New York Giants ..... 1:00p

Houston Texans at Washington Redskins ..... 1:00p

Oakland Raiders at Arizona Cardinals ..... 4:05p

Denver Broncos at Los Angeles Chargers ..... 4:05p

Pittsburgh Steelers at Jacksonville Jaguars\* ..... 8:20p

### MONDAY, NOVEMBER 19

Kansas City Chiefs at Los Angeles Rams (Mexico City) ..... 8:15p

## WEEK 12

(BYES: KC, LAR)

### THURSDAY, NOVEMBER 22

Chicago Bears at Detroit Lions ..... 12:30p

Washington Redskins at Dallas Cowboys ..... 4:30p

Atlanta Falcons at New Orleans Saints ..... 8:20p

### SUNDAY, NOVEMBER 25

**Oakland Raiders at Baltimore Ravens ..... 1:00p**

Jacksonville Jaguars at Buffalo Bills ..... 1:00p

Seattle Seahawks at Carolina Panthers ..... 1:00p

Cleveland Browns at Cincinnati Bengals ..... 1:00p

Miami Dolphins at Indianapolis Colts ..... 1:00p

New England Patriots at New York Jets ..... 1:00p

New York Giants at Philadelphia Eagles ..... 1:00p

San Francisco 49ers at Tampa Bay Buccaneers ..... 1:00p

Arizona Cardinals at Los Angeles Chargers ..... 4:05p

Pittsburgh Steelers at Denver Broncos ..... 4:25p

Green Bay Packers at Minnesota Vikings\* ..... 8:20p

### MONDAY, NOVEMBER 26

Tennessee Titans at Houston Texans ..... 8:15p

# 2018 NFL REGULAR SEASON SCHEDULE

ALL TIMES EASTERN

## WEEK 13

### THURSDAY, NOVEMBER 29

New Orleans Saints at Dallas Cowboys ..... 8:20p

### SUNDAY, DECEMBER 2

**Baltimore Ravens at Atlanta Falcons ..... 1:00p**

Denver Broncos at Cincinnati Bengals ..... 1:00p

Los Angeles Rams at Detroit Lions ..... 1:00p

Arizona Cardinals at Green Bay Packers ..... 1:00p

Cleveland Browns at Houston Texans ..... 1:00p

Indianapolis Colts at Jacksonville Jaguars ..... 1:00p

Buffalo Bills at Miami Dolphins ..... 1:00p

Chicago Bears at New York Giants ..... 1:00p

Los Angeles Chargers at Pittsburgh Steelers ..... 1:00p

Carolina Panthers at Tampa Bay Buccaneers ..... 1:00p

Kansas City Chiefs at Oakland Raiders ..... 4:05p

New York Jets at Tennessee Titans ..... 4:05p

Minnesota Vikings at New England Patriots ..... 4:25p

San Francisco 49ers at Seattle Seahawks\* ..... 8:20p

### MONDAY, DECEMBER 3

Washington Redskins at Philadelphia Eagles ..... 8:15p

## WEEK 14

### THURSDAY, DECEMBER 6

Jacksonville Jaguars at Tennessee Titans ..... 8:20p

### SUNDAY, DECEMBER 9

New York Jets at Buffalo Bills ..... 1:00p

Los Angeles Rams at Chicago Bears ..... 1:00p

Carolina Panthers at Cleveland Browns ..... 1:00p

Atlanta Falcons at Green Bay Packers ..... 1:00p

Indianapolis Colts at Houston Texans ..... 1:00p

**Baltimore Ravens at Kansas City Chiefs ..... 1:00p**

New England Patriots at Miami Dolphins ..... 1:00p

New Orleans Saints at Tampa Bay Buccaneers ..... 1:00p

New York Giants at Washington Redskins ..... 1:00p

Cincinnati Bengals at Los Angeles Chargers ..... 4:05p

Denver Broncos at San Francisco 49ers ..... 4:05p

Detroit Lions at Arizona Cardinals ..... 4:25p

Philadelphia Eagles at Dallas Cowboys ..... 4:25p

Pittsburgh Steelers at Oakland Raiders\* ..... 8:20p

### MONDAY, DECEMBER 10

Minnesota Vikings at Seattle Seahawks ..... 8:15p

## WEEK 15

### THURSDAY, DECEMBER 13

Los Angeles Chargers at Kansas City Chiefs ..... 8:20p

### SATURDAY, DECEMBER 15

Houston Texans at New York Jets ..... 4:30p or 8:20p

Cleveland Browns at Denver Broncos ..... 4:30p or 8:20p

### SUNDAY, DECEMBER 16

Arizona Cardinals at Atlanta Falcons ..... 1:00p

**Tampa Bay Buccaneers at Baltimore Ravens ..... 1:00p**

Detroit Lions at Buffalo Bills ..... 1:00p

Green Bay Packers at Chicago Bears ..... 1:00p

Oakland Raiders at Cincinnati Bengals ..... 1:00p

Dallas Cowboys at Indianapolis Colts ..... 1:00p

Washington Redskins at Jacksonville Jaguars ..... 1:00p

Miami Dolphins at Minnesota Vikings ..... 1:00p

Tennessee Titans at New York Giants ..... 1:00p

Seattle Seahawks at San Francisco 49ers ..... 4:05p

New England Patriots at Pittsburgh Steelers ..... 4:25p

Philadelphia Eagles at Los Angeles Rams\* ..... 8:20p

### MONDAY, DECEMBER 17

New Orleans Saints at Carolina Panthers ..... 8:15p

## WEEK 16

### SATURDAY, DECEMBER 22

TBD ..... 4:30p

TBD ..... 8:20p

### DATE AND TIME TBD

New York Giants at Indianapolis Colts ..... TBD

**Baltimore Ravens at Los Angeles Chargers ..... TBD**

Jacksonville Jaguars at Miami Dolphins ..... TBD

Washington Redskins at Tennessee Titans ..... TBD

### SUNDAY, DECEMBER 23

Atlanta Falcons at Carolina Panthers ..... 1:00p

Cincinnati Bengals at Cleveland Browns ..... 1:00p

Tampa Bay Buccaneers at Dallas Cowboys ..... 1:00p

Minnesota Vikings at Detroit Lions ..... 1:00p

Buffalo Bills at New England Patriots ..... 1:00p

Green Bay Packers at New York Jets ..... 1:00p

Houston Texans at Philadelphia Eagles ..... 1:00p

Los Angeles Rams at Arizona Cardinals ..... 4:05p

Chicago Bears at San Francisco 49ers ..... 4:05p

Pittsburgh Steelers at New Orleans Saints ..... 4:25p

Kansas City Chiefs at Seattle Seahawks\* ..... 8:20p

### MONDAY, DECEMBER 24

Denver Broncos at Oakland Raiders ..... 8:15p

## WEEK 17

### SUNDAY, DECEMBER 30

**Cleveland Browns at Baltimore Ravens ..... 1:00p**

Miami Dolphins at Buffalo Bills ..... 1:00p

Detroit Lions at Green Bay Packers ..... 1:00p

Jacksonville Jaguars at Houston Texans ..... 1:00p

Oakland Raiders at Kansas City Chiefs ..... 1:00p

Chicago Bears at Minnesota Vikings ..... 1:00p

New York Jets at New England Patriots ..... 1:00p

Carolina Panthers at New Orleans Saints ..... 1:00p

Dallas Cowboys at New York Giants ..... 1:00p

Cincinnati Bengals at Pittsburgh Steelers ..... 1:00p

Atlanta Falcons at Tampa Bay Buccaneers ..... 1:00p

Indianapolis Colts at Tennessee Titans ..... 1:00p

Philadelphia Eagles at Washington Redskins ..... 1:00p

Los Angeles Chargers at Denver Broncos ..... 4:25p

San Francisco 49ers at Los Angeles Rams ..... 4:25p

Arizona Cardinals at Seattle Seahawks ..... 4:25p

## NFL POSTSEASON

### SATURDAY, JANUARY 5 / SUNDAY, JANUARY 6

AFC and NFC Wild Card Playoffs

### SATURDAY, JANUARY 12 / SUNDAY, JANUARY 13

AFC and NFC Divisional Playoffs

### SUNDAY, JANUARY 20

AFC and NFC Championship Games

### SUNDAY, JANUARY 27

Pro Bowl in Orlando

### SUNDAY, FEBRUARY 3

Super Bowl LIII in Atlanta (CBS)

\* - Sunday night games in Weeks 5-16 subject to change



# 2018-19 NFL IMPORTANT DATES



**SEPTEMBER 1** - Prior to 4:00 p.m., New York time, clubs must reduce rosters to a maximum of 53 players on the Active/Inactive List.

**SEPTEMBER 1** - Simultaneously with the cut-down to 53, clubs that have players in Active/Physically Unable to Perform or Active/Non-Football Injury or Illness must select one of the following options:

place player on Reserve/Physically Unable to Perform or Reserve/Non-Football Injury or Illness, whichever is applicable; request waivers; terminate contract; trade contract; or continue to count the player on the Active List.

**SEPTEMBER 2** - Upon receipt of the Personnel Notice at approximately 1:00 p.m., New York time, clubs may establish a Practice Squad of 10 players (clubs participating in the International Player Development Program may sign one additional international player to a Practice Player Contract.) No club, including the player's prior club, will be permitted to sign a player to a Practice Player Contract until all clubs have received simultaneous notification via the above Personnel Notice that such player's prior NFL player contract has been terminated via the waiver system.

**MID-OCTOBER** - Beginning on the sixth calendar day prior to a club's seventh regular season game (including any bye week), clubs are permitted to begin practicing players on Reserve/Physically Unable to Perform and Reserve/Non-Football Injury or Illness for a period not to exceed 21 days. Players may be activated during the 21-day practice period, or prior to 4:00 p.m., New York time, on the day after the conclusion of the 21-day period, provided that no player may be activated to participate in a Week 6 game.

**MID-OCTOBER** - At any time after six weeks have elapsed since a player was placed on Reserve/Injured or Reserve/Non-Football Injury/Illness, each club is permitted to designate two players for return from either list to the club's 53-player Active/Inactive List.

A player who is "Designated For Return" must have suffered a major football-related injury or non-football-related injury or illness after reporting to training camp and passing his preseason physical examination and must have been placed on the applicable Reserve List after 4:00 p.m., New York time, on the day after the final roster reduction.

A player whom the club wishes to designate for return is permitted to return to practice for a period not to exceed 21 days. The club is required to notify the League office that the player has been "Designated For Return" on the first day the player begins to practice. The player cannot be returned to the Active/Inactive List until eight weeks have elapsed since the date he was placed on Reserve.

**OCTOBER 16-17** - Fall League Meeting, New York, N.Y.

**OCTOBER 30** - All trading ends for 2018 at 4:00 p.m., New York time.

**NOVEMBER 13** - Prior to 4:00 p.m., New York time, deadline for clubs to sign their drafted rookies. If such players remain unsigned after this date, they are prohibited from playing in the NFL in 2018.

**DECEMBER 12** - League Meeting, Irving, Texas.

**DECEMBER 31** - Earliest permissible date for clubs to renegotiate or extend the rookie contract of a drafted rookie who was selected in any round of the 2016 NFL Draft. Any permissible renegotiated or extended player contract will not be considered a rookie contract, and will not be subject to the rules that limit rookie contracts.

**DECEMBER 31** - Option exercise period begins for Fifth-Year Option for First-Round Selections from the 2016 NFL Draft. To exercise the option, the club must give written notice to the player on or after December 31, 2018, but prior to May 3, 2019.

**JANUARY 5-6** - Wild Card Playoffs.

**JANUARY 6** - Assistant coaches under contract to playoff clubs that have

byes in the Wild Card weekend may be interviewed for head coaching positions through the conclusion of the Wild Card games.

**JANUARY 12-13** - Divisional Playoffs.

**JANUARY 13** - Assistant coaches under contract to playoff clubs that won their Wild Card games may be interviewed for head coaching positions through the conclusion of Divisional Playoff games.

**JANUARY 14** - Deadline for college players who are underclassmen to apply for special eligibility. A list of players who are accepted into the NFL Draft will be sent to clubs on January 18.

**JANUARY 19** - East-West Shrine Game, Tropicana Field, St. Petersburg, Fla.

**JANUARY 20** - AFC and NFC Championship Games.

**JANUARY 26** - Senior Bowl, Ladd-Peebles Stadium, Mobile, Ala.

**JANUARY 27** - NFL Pro Bowl, Camping World Stadium, Orlando, Fla.

**JANUARY 27** - An assistant coach, whose team is participating in the Super Bowl, who has previously interviewed for another club's head coaching job may have a second interview with such club no later than the Sunday preceding the Super Bowl.

**FEBRUARY 3** - Super Bowl LIII, Mercedes-Benz Stadium, Atlanta, Ga.

**FEBRUARY 19** - First day for clubs to designate Franchise or Transition Players.

**FEBRUARY 26-MARCH 4** - Combine Timing and Testing, Lucas Oil Stadium, Indianapolis, Ind.

**MARCH 5** - Prior to 4:00 p.m., New York time, deadline for clubs to designate Franchise or Transition Players.

**MARCH 11-13** - During the period beginning at 12 noon, New York time, on March 11th and ending at 3:59:59 p.m., New York time, on March 13th, clubs are permitted to contact, and enter into contract negotiations with, the certified agents of players who will become unrestricted free agents upon the expiration of their 2018 player contracts at 4:00 p.m., New York time, on March 13. However, a contract cannot be executed with a new club until 4:00 p.m., New York time, on March 13.

During the above two-day negotiating period, a prospective unrestricted free agent who is not represented by an NFLPA Certified Contract Advisor is permitted to communicate directly with a new club's front office officials (excluding the head coach and other members of the club's coaching staff) regarding contract negotiations.

**MARCH 13** - The 2019 League Year and Free Agency period begin at 4:00 p.m., New York time.

The first day of the 2019 League Year will end at 11:59:59 p.m., New York time, on March 13. Clubs will receive a personnel notice that will include all transactions submitted to the League office during the period between 4:00 p.m., New York time, and 11:59:59 p.m., New York time, on March 13.

**MARCH 13** - Trading period for 2019 begins at 4:00 p.m., New York time, after expiration of all 2018 contracts.

**MARCH 24-27** - Annual League Meeting, Phoenix, Ari.

**APRIL 1** - Clubs that hired a new head coach after the end of the 2018 regular season may begin offseason workout programs.

**APRIL 15** - Clubs with returning head coaches may begin offseason workout programs.

**APRIL 19** - Deadline for Restricted Free Agents to sign Offer Sheets.

**APRIL 24** - Deadline for prior club to exercise Right of First Refusal to Restricted Free Agents.

**APRIL 25-27** - NFL Draft, Nashville, Tenn.

# INDEX

## A-I

“20/20 Club”	67	Eller, Bob	72
Abato, Theresa	75	Elliott, DeShon	225
Alexander, Chad	62	Eluemunor, Jermaine	119
Allen, Javorius	89	Engram, Bobby	37
All Community Team	85	Dominant in Baltimore	38
All-Time Rankings, Defense	378	Etheridge, Brandon	71
All-Time Rankings, Offense	377	Extra Effort Award	172
All-Time Win/Loss Results	311	Facility, Under Armour Performance Center	1, 83
Andres, Michelle	72	Firsts, M&T Bank Stadium	97
Andrews, Mark	220	Firsts, Ravens Franchise	108
Angulo, Richard	32	Flacco, Joe	120
Attendance, All-Time	309	January Joe	124
Averett, Anthony	221	Game-Winning Drives	127
Azevedo, Mark	65	Foundation, Ravens	85
Baltimore Football History	272	Fusee, Nick	75
Baltimore Ravens History	272	Game-by-Game Defense, 2017	249
Band, Marching Ravens	419	Game-by-Game Offense, 2017	248
Barnett, Juney	50	Game-by-Game Summaries, 2017	250
Berning, Brandon	65	Goering, Jeff	73
Best Postseason Mark	117	Griffin III, Robert	128
Bischoff, Andy	33	Hammock, Thomas	39
Bisciotti, Steve	6	Run Game Notes	40
Blackburn, David	66	Harbaugh, John	17
Bowser, Tyus	91	Ravens Under Harbaugh	18
Boyle, Nick	93	Making His Mark	20
Bozeman, Bradley	227	Harbaugh in the Playoffs	21
Bradley, Bam	95	Harbaugh Quick Hits/Quotable	21
Brigance, O.J.	60	Harbaugh Year-by-Year	22
Brown, John	96	Harbaugh Immortalized with Statue at Alma Mater	77
Brown Jr., Orlando	219	Hendrickson, Milt	63
Brown, Randy	51	Ravens Rookie Free Agent Success	63
Byrne, Kevin	69	Henry, Willie	130
Canady, Maurice	98	Hewitt, Chris	41
Carr, Brandon	100	Turnover Time	42
Cass, Dick	8	Weddle’s Thefts as a Raven	42
Cheerleaders	419	Hill, Jaylen	132
Clark, Chuck	104	Horton, Chris	43
Cleary, Joey	68	Honor Roll, 2017	240
Coaches, All-Time	53	Honor Rows	420
Coaching Tree	53	Honors, Ravens, All-Time	292
Support Staff	52	Honors, Ravens, 2017	247
Cohen, Scott	51	Hortiz, Joe	58
Coller, Jim	75	How the 2017 Ravens Were Built	246
Collins, Alex	105	Humphrey, Marlon	133
Comeback Victories	136	Hurst, Hayden	216
Community	85	Hurst, James	135
Correa, Kamalei	107	Important Dates, NFL, 2018-19	429
Cox, Morgan	109	Individual Records	380
Crabtree, Michael	111	Combined Kick Returns	392
Cullen, Joe	34	Combined Yards Gained	388
Williams Anchors Run “D”	35	Field Goals, Longest	393
D’Alessandris, Joe	36	Fumbles	390
Davis, Carl	114	Interceptions	389
DeCosta, Eric	54	Kickoff Returns	392
Success Across the Draft Board	55	Passing	384
Defensive TDs, All-Time	383	Punt Returns	391
Dixon, Kenneth	116	Punting	393
Donnal, Andrew	118	Receiving	386
Downs, Brad	75	Rushing	387
Draft Choices, 2018	215	Sacks	390
All-Time	305	Scoring	380
College	308	Scrimmage Yards	388
Undrafted Gems	236	Service	380
Dubé, Jon	70	Tackles	390
Ed Block Courage Award Winners	181	INT Returns for TDs, All-Time	242

# INDEX

## J-P

Jackson, Bennett	137	Newsome, Vincent	57
Jackson, Lamar	217	Super Bowls Since 2000	57
Jankowski, Bill	76	NFL Important Dates, 2018-19	429
Jean-Baptiste, Stanley	138	NFL Rankings, 2017	266
Jefferson, Tony	139	NFL Schedule, 2018	426
Johnny Unitas Statue	418	NFL Standings, 2017	267
Jones, Dwaune	66	Numbers to Rave About	68
Judon, Matthew	142	O'Brien, Jay	76
Kaufusi, Bronson	144	Ogden, Jonathan (Ravens Legend & Hall of Famer)	286
Koch, Sam	146	Offensive Recap, 2017	183
Kokinis, George	59	Onwuasor, Patrick	164
Koppelman, Baker	73	Opponents, Ravens vs. NFL	318
Largest Crowds	324	Opponents, Single-Game Bests	401
Lasley, Jordan	224	Overtime Games, All-Time	311
LEED Environmental Award	422	Parsons, Dan	51
Levine Sr., Anthony	150	Perriman, Breshad	166
Lewis, Alex	153	Pierce, Michael	168
Lewis, Ray (Ravens Legend & Hall of Famer)	287	Players, 2018	89
Lewis, Ray (Statue)	418	Draft Choices	215
Lucas, Sterling	44	First-Year Players	229
Baltimore's Big-Time Backer	44	Undrafted Rookie Free Agents	230
M&T Bank Stadium	415	Veterans	89
Amenities	418	Player Foundations	85
Enhancements	416	Player Honors, 2017	247
Entertainment	419	Player Honors, All-Time	292
Events	415	Player Participation, 2017	243
History	415	Posey, DeVier	170
Johnny Unitas Statue	418	Postseason Individual Records	402
RavensVision Video Screens/WiFi	417	Combined Kick Returns	409
Ray Lewis Statue	418	Combined Yards Gained	406
Seating	418	Fumbles	407
Seating Chart	423	Interceptions	407
Tailgating	418	Kickoff Returns	409
The M&T Advantage	421	Passing	403
Transportation	418	Punt Returns	408
M&T Bank/Ravens Partnership	76	Punting	410
Macdonald, Mike	45	Receiving	404
Man of the Year, Ravens	295	Rushing	405
Markison, Jessica	59	Sacks	407
Martindale, Don	27	Scoring	402
Ravens "D" Under Harbaugh	28	Scrimmage Yards	406
Mascot	419	Service	402
Mayle, Vince	154	Tackles	407
McClain, Jameel	62	Postseason Road Records	117
McClellan, Albert	155	Postseason Team Records	411
McLaughlin, Megan	51	First Downs	411
Mearman, Elizabeth	76	Fumbles	413
Medical Team	82	Interceptions	414
Medlin, Ron	70	Kickoff Returns	413
Moore, Chris	158	Net Yards	411
Moriarty, Pat	56	Passing	412
Mornhinweg, Marty	29	Penalties	413
Pro Bowl Quarterbacks	30	Punt Returns	412
Mosley, C.J.	160	Punting	412
Nacua, Kai	163	Rushing	411
Newsome, Ozzie	9	Scoring	411
Ozzie Newsome Snapshot	9	Turnovers	413
Standout Free Agent Signings	11	Wins/Losses	411
Ravens First-Round Picks	12	Preseason Results, All-Time	312
Super Bowls Since 2000	13	Primetime Ravens	310
Most-Respected Decision Makers	14	Pro Bowl Ravens, 2017	240
Top 5 GMs	14	Pro Bowl Ravens, All-Time	294
Draft Picks Major Honors	16	Pronunciation Guide	152




# INDEX

## R-Z

Radio Affiliates .....	424	Ravens Sacks Leaders .....	185
Rankings, Ravens, All-Time .....	377	Active Sacks Leaders .....	186
Rankings, Ravens Year-by-Year Totals .....	379	Ravens Defensive Leaders .....	188
Defensive Dominance .....	379	Super Bowl XXXV .....	271
Rankings, Top 2017 Ravens .....	266	Super Bowl XLVII .....	269
Raphael, Andrew .....	67	Swayne, Harry .....	61
Ravens Foundation, Inc. ....	85	Ravens Rookies Program .....	61
Ravens History .....	272	Team Records .....	394
Ravens Radio Network/Affiliates .....	424	Defeats .....	394
Ray Lewis Statue .....	418	First Downs .....	395
Records, Individual .....	380	Fumbles .....	399
Records, Opponents (Single-Game) .....	401	Interceptions .....	399
Records, Team .....	394	Kickoff Returns .....	398
Reed, Ed (Ravens Legend) .....	289	Net Yards .....	396
Results, All-Time .....	313	Passing .....	397
Results, Preseason, All-Time .....	312	Penalties .....	400
Ricard, Patrick .....	171	Punt Returns .....	398
Ring of Honor .....	295	Punting .....	398
Rochlitz, Kevin .....	74	Rushing .....	396
Roman, Greg .....	31	Scoring .....	394
Rosburg, Jerry .....	25	Turnovers .....	400
Only Team With Six Straight in Top 5 .....	25	Victories .....	394
Roster, All-Time .....	296	Television Programming .....	425
Rosters, 2018 .....	237	Top 10 Offensive/Defensive Games .....	145
Sanders, Darren .....	77	Touchdown For Teachers .....	421
Saunders, Steve .....	50	Trades, All-Time .....	291
Schedule & Team Information, 2018 .....	1	Tucker, Justin .....	189
Schedule, NFL, 2018 .....	426	Tucker's No. 1 All Time .....	190
Scoring, All-Time .....	381	Most Field Goals Since 2012 .....	192
Scott, Jaleel .....	223	Tucker's Game-Winners .....	192
Season Trends, 2017 .....	240	Turnover Table 2000-17 .....	203
Seating Chart, M&T Bank Stadium .....	423	Under Armour Performance Center .....	83
Senat, Greg .....	226	Facility Expansion Renderings .....	83
Shakir, Maurquice .....	172	Unitas, Johnny (Statue) .....	418
Sheridan, William .....	71	Unsung Hero Award .....	134
Shutouts, All-Time .....	309	Urban, Brent .....	194
Sieler, Zach .....	228	Urban, James .....	46
Siragusa, Nico .....	173	Vega, Bobby .....	67
Skura, Matt .....	174	Ver Steeg, Craig .....	47
Smith, Jimmy .....	175	Weddle, Eric .....	196
Smith, Za'Darius .....	178	Weidl, Kevin .....	68
Snead IV, Willie .....	180	Weiss, Matt .....	48
Sommerhof, Roy .....	74	White, Tim .....	200
Stadium .....	415	Wilkins, Drew .....	49
Staff Directory .....	3	All-Around Defender .....	49
Staff Photos .....	78	Williams, Brandon .....	201
Stanley, Ronnie .....	182	Williams, Maxx .....	205
Starters, Game-by-Game, 2017 .....	245	Williams, Tim .....	207
Statistics, Cumulative, 1996-2016 .....	325	Wormley, Chris .....	208
Statistics, Defensive/Special Teams, 2017 .....	240	Yanda, Marshal .....	210
Statistics, Preseason, 2017 .....	241	Young, Kenny .....	222
Statistics, Regular Season, 2017 .....	239	Young, Lonnie .....	64
Steele, Chad .....	77	Ravens Draft Wizardry .....	64
Suggs, Terrell .....	184	Young, Tavon .....	213



 1090 AM

 [WBAL.com](http://WBAL.com)



**DOWNLOAD THE APP**  
on the App Store or Google Play

**ON AIR.  
ONLINE.  
ON YOUR  
MOBILE  
DEVICE.**

Alexa! Set an alarm  
for every weekday at  
5am to play 98 Rock.



**JUSTIN, SCOTT & SPIEGEL**  
**WEEKDAYS | 5-10AM**







# Showing your Ravens pride has never been easier.

Join Joe Flacco in showing off your purple pride with new EZChoice Checking from M&T Bank. It's free from a monthly maintenance fee<sup>1</sup> and free from a minimum balance requirement. And when you get it with the exclusive Ravens Debit Card, you'll also have access to special offers like discounts<sup>2</sup> at the Ravens Team Store. So rush in to any M&T Bank branch today.

[mtb.com/ravens](http://mtb.com/ravens)

**M&T Bank**  
Official Bank of the Baltimore Ravens

<sup>1</sup> Other transaction and service fees, including insufficient funds (NSF) and overdraft fees may apply to this account.

<sup>2</sup> Receive 10% discount on regular-priced merchandise. Discount is valid for in-store purchases only. Additional restrictions may apply.

Visa™ is a registered trademark of Visa International Service Association.

Unless otherwise specified, all advertised offers and terms and conditions of accounts and services are subject to change at any time without notice. After an account is opened or service begins, it is subject to its features, conditions and terms, which are subject to change at any time in accordance with applicable laws and agreements. Please contact an M&T representative for full details. ©2018 M&T Bank. Member FDIC. 1865 (5/18)