

2021

# MEDIA GUIDE





BALTIMORE'S CHOICE FOR BREAKING NEWS

WBALTV **11**  
NEWS



**TODAY**

LIVE. LOCAL. LATEBREAKING.



JASON NEWTON

MINDY BASARA

AVA MARIE




LACEE GRIFFITH

**WEEKDAYS AT 4:30AM**



# 2021 RAVENS SCHEDULE

## PRESEASON

Saturday, Aug. 14	7:00 PM ET		VS. NEW ORLEANS SAINTS	M&T Bank Stadium	WBAL-TV
Saturday, Aug. 21	7:00 PM ET		at Carolina Panthers	Bank of America Stadium	WBAL-TV
Saturday, Aug. 28	6:00 PM ET		at Washington Football Team	FedExField	NFLN   WBAL-TV

## REGULAR SEASON

Monday, Sept. 13	8:15 PM ET		at Oakland Raiders	Allegiant Stadium	ESPN   ABC
Sunday, Sept. 19	8:20 PM ET		VS. KANSAS CITY CHIEFS	M&T Bank Stadium	NBC
Sunday, Sept. 26	1:00 PM ET		at Detroit Lions	Ford Field	CBS
Sunday, Oct. 3	4:25 PM ET		at Denver Broncos	Empower Field at Mile High	CBS
Monday, Oct. 11	8:15 PM ET		VS. INDIANAPOLIS COLTS	M&T Bank Stadium	ESPN
Sunday, Oct. 17	1:00 PM ET*		VS. LOS ANGELES CHARGERS	M&T Bank Stadium	CBS
Sunday, Oct. 24	1:00 PM ET*		VS. CINCINNATI BENGALS	M&T Bank Stadium	CBS
- BYE WEEK -					
Sunday, Nov. 7	1:00 PM ET*		VS. MINNESOTA VIKINGS	M&T Bank Stadium	FOX
Thursday, Nov. 11	8:20 PM ET*		at Miami Dolphins	Hard Rock Stadium	FOX/NFLN/AMAZON**
Sunday, Nov. 21	1:00 PM ET*		at Chicago Bears	Soldier Field	CBS
Sunday, Nov. 28	8:20 PM ET*		VS. CLEVELAND BROWNS	M&T Bank Stadium	CBS
Sunday, Dec. 5	4:25 PM ET*		at Pittsburgh Steelers	Heinz Field	CBS
Sunday, Dec. 12	1:00 PM ET*		at Cleveland Browns	FirstEnergy Stadium	CBS
Sunday, Dec. 19	1:00 PM ET*		VS. GREEN BAY PACKERS	M&T Bank Stadium	FOX
Sunday, Dec. 26	1:00 PM ET*		at Cincinnati Bengals	Paul Brown Stadium	CBS
Sunday, Jan. 2	4:25 PM ET*		VS. LOS ANGELES RAMS	M&T Bank Stadium	FOX
Sunday, Jan. 9	1:00 PM ET*		VS. PITTSBURGH STEELERS	M&T Bank Stadium	CBS

HOME GAMES IN CAPS • All Times Eastern

\*Flexible Schedule Games; All Sunday NFL games scheduled in Weeks 5-17 are eligible to be moved to Sunday Night Football.

\*\*NFL Network and Amazon simulcast subject to change

All Ravens games can be heard on 98Rock WIIYY (97.9 FM), WBAL 1090 AM/101.5 FM, baltimoreravens.com, in the Ravens' mobile app (when fans are in Baltimore) and on 32 regional stations.

This network broadcasts each game and spans four states – Maryland, Delaware, Kentucky and Pennsylvania – and Washington, D.C.

## RAVENS FACILITIES



**Under Armour Performance Center**  
Football Operations  
1 Winning Drive  
Owings Mills, MD 21117  
(410) 701-4000 (Main)  
(410) 701-4100 (PR Fax)



**M&T Bank Stadium**  
(capacity: 70,745)  
1101 Russell St.  
Baltimore, MD 21230  
(410) 261-RAVE (7283)  
Fax: (410) 468-1340



## CONNECT WITH THE RAVENS

 [www.baltimoreravens.com](http://www.baltimoreravens.com)

 Ravens app: [baltimoreravens.com/app](http://baltimoreravens.com/app)

 [twitter.com/ravens](https://twitter.com/ravens)

 [instagram.com/ravens](https://www.instagram.com/ravens)

 [facebook.com/baltimoreravens](https://www.facebook.com/baltimoreravens)

 [youtube.com/user/baltimoreravens](https://www.youtube.com/user/baltimoreravens)

## BALTIMORE RAVENS COMMUNICATIONS

<b>Chad Steele</b> / Senior Vice President of Communications	.....	chad.steele@ravens.nfl.net /410-701-4152
<b>Patrick Gleason</b> / Vice President of Public Relations	.....	patrick.gleason@ravens.nfl.net /410-701-4161
<b>Marisol Renner</b> / Director of Publications	.....	marisol.renner@ravens.nfl.net /410-701-4157
<b>Tom Valente</b> / Director of Public Relations	.....	tom.valente@ravens.nfl.net /410-701-4158
<b>Vernon Dennis</b> / Public Relations Coordinator	.....	vernon.dennis@ravens.nfl.net /410-701-4097



# TABLE OF CONTENTS

## ORGANIZATION

2021 Schedule and Team Information	1
Assistant Coaches	27
Mark Azevedo	64
Steve Bisciotti	5
David Blackburn	65
O.J. Brigrance	71
Dick Cass	7
Coaches, All-Time	55
Coaching Staff	53
Community	91
Eric DeCosta	9
Jon Dubé	72
Facility, Ravens Training Complex/UAPC	1, 88
John Harbaugh	12
Kenico Hines	73
Joe Hortiz	60
Chris Horton	21
George Kokinis	61
Don Martindale	23
Jameel McClain	69
Medical Team	90
Ron Medlin	73
Pat Moriarty	59
Ozzie Newsome	56
Vincent Newsome	63
Player Personnel Staff	66
Andrew Raphael	65
Ravens Foundation, Inc.	91
Greg Roman	25
Andrew Tucker	72
Staff Directory	3
Staff, Executive	74
Staff Photos	82

## PLAYERS

Draft Choices	301
First-Year Players	298
Undrafted Rookie Free Agents	317
Rosters	324
Veterans	96

## 2020 REVIEW

Game-by-Game Summaries	339
How Ravens Were Built	334
NFL Rankings	357
NFL Standings	358
Player Honors	330
Player Participation	331
Starters, Game-by-Game	333
Statistics, Game-by-Game	335
Statistics, Postseason	329
Statistics, Regular Season	327

## HISTORY

Attendance	405
Attendance Records	414
Comeback Victories	409
Colts Football History	363
Draft Choices, All-Time	401
Draft Choices, Colleges	404
Franchise Firsts	409
Ray Lewis (Ravens Legend & Hall of Famer)	381
Jonathan Ogden (Ravens Legend & Hall of Famer)	380
Opponents, Ravens vs. NFL	421
Overtime Games	408
Player Honors	386
Preseason Results	413
Primetime Ravens	406
Pro Bowl Ravens	388
Ravens History	363
Ed Reed (Ravens Legend & Hall of Famer)	383
Regular Season & Postseason Results	415
Ring of Honor/Man of the Year	389
Roster, All-Time	390
Shutouts	405
Statistics, Cumulative, 1996-2019	428
Super Bowl XXXV	362
Super Bowl XLVII	360
Trades, All-Time	385
Win/Loss Results	408

## GAMEDAY

Amenities/Design, M&T Bank Stadium	492
Entertainment	493
Honor Rows	494
LEED Environmental Award/Safety Act	496
M&T Bank Stadium	489
Ravens Podcast & Television Programming	499
Ravens Radio Network/Affiliates	498
Stadium Seating Chart	497
Statues, Ray Lewis & Johnny Unitas	492
Touchdown For Teachers	495

## RAVENS ON NFLONG.COM

Please visit NFLONG.com, the all-inclusive digital platform for media needs and information, regularly to view updated team statistics, including records, updated player bios and other team information.

**For Accredited Media:** For access to nflong.com, please contact [Vernon.Dennis@ravens.nfl.net](mailto:Vernon.Dennis@ravens.nfl.net).

Also, an electronic version of the Ravens media guide is available in the press room on [baltimore Ravens.com](http://baltimore Ravens.com) or at this direct url: <http://www.baltimore Ravens.com/news/press-room/>.

## MEDIA GUIDE ACKNOWLEDGEMENTS

The 2021 Baltimore Ravens Media Guide was prepared by the team's public relations department. We extend a special thank you to past staff members of the Ravens' PR department who have contributed to the publication of the media guide since 1996.

**Executive Editor:** Marisol Renner

**Editors/Writers:** Vernon Dennis, Patrick Gleason, Dan Horowitz & Tom Valente **Art Directors:** Ken Lisse & Nick Prevas

**Contributors:** Brooke Balzano, Heather Darney, Drew Meyer, Chad Steele, Kelly Tallant

**Photographers:** Phil Hoffmann, Shawn Hubbard, Joey Pulone, Sid Keiser, Paul Spinelli, AP Images

Copyright © 2021 Baltimore Ravens



# 2021 STAFF DIRECTORY

## EXECUTIVE

Stephen J. Bisciotti ..... Owner  
 Richard W. Cass ..... President  
 Lisa Dixon ..... Sr. Dir. of Special Events/Special Asst. to the Owner & President  
 Ron Shapiro ..... Special Advisor to the Owner

## LEGAL

Brandon Etheridge ..... SVP & General Counsel  
 Kristin Stortini ..... Deputy General Counsel  
 Jessica Markison ..... Sr. Director of Compliance & Risk Management

## FINANCE, HUMAN RESOURCES & INFORMATION TECHNOLOGY

### FINANCE

Jeff Goering ..... Sr. Vice President/Chief Financial Officer  
 Jim Coller ..... Vice President of Finance  
 Reba Koppelman ..... Sr. Director of Finance  
 Dana Cline ..... Sr. Payables Manager  
 Liz McCroskey ..... Accounting Manager

### HUMAN RESOURCES

Elizabeth Mearman ..... Sr. Vice President of Human Resources  
 Julie Tambussi ..... Director of Human Resources  
 Jillian Black ..... Sr. Payroll Manager  
 Patti Holtery ..... Sr. Payroll Specialist  
 Jasmine Chiazor ..... Human Resources Coordinator

### INFORMATION TECHNOLOGY

Asheesh Kinra ..... Vice President of Information Technology  
 Jeremy Parks ..... Sr. Database Architect  
 Christian Smith ..... Sr. Network Administrator  
 Kevin Boyle ..... Systems Administrator  
 David Saunders ..... Data Developer  
 Evan Woodard ..... Information Technology Security Manager

## COMMUNICATIONS

### PUBLIC RELATIONS

Chad Steele ..... Sr. Vice President of Communications  
 Patrick Gleason ..... Vice President of Public Relations  
 Marisol Renner ..... Director of Publications  
 Tom Valente ..... Director of Public Relations  
 Vernon Dennis ..... Public Relations Coordinator  
 Kevin Byrne ..... Sr. Advisor, Public Relations

### COMMUNITY RELATIONS

Heather Darney ..... VP of Comm. Relations/Exec. Dir., Ravens Foundation  
 Kelly Tallant ..... Community Relations Sr. Manager  
 Briana Vaughn ..... Community Relations Manager  
 Drew Meyer ..... Community Relations Coordinator

## OPERATIONS, TEAM SERVICES, SECURITY AND FIELDS & GROUNDS

### OPERATIONS

Bob Eller ..... Sr. Vice President of Operations  
 Joan Fennekohl ..... Sr. Director of Team Travel  
 Keith Mathews ..... Sr. Director of Facilities Maintenance  
 David Ghostlaw ..... Team Operations Manager  
 Matt Klug ..... Facilities Maintenance Manager  
 Valerie Wideman ..... Player Services Manager  
 Marlon McLean ..... Assistant Facilities Manager  
 Kelly Lekas ..... Receptionist

### TEAM SERVICES

Bud Reinecke ..... Director of Team Services  
 Jerry Bolling ..... Team Services Manager  
 Avon Bryant ..... Assistant Manager of Team Services  
 Denny Brothers ..... Team Services Assistant  
 James Howard ..... Team Services Assistant

#### Team Services Assistants

David Camak	James Fulton	Mike Mekolon	John Swann
Bobby Chesney	Jerome Gilmore	Kori Richardson	Frank Thomas
Denard Davis	Quan Griffin	Branden Smith	Adam Webster
Louis Dixon	Justin James	Jason Stevens	Jawan Yancey

### SECURITY

Darren Sanders ..... Vice President of Security  
 Craig Singleterry ..... Director of Security  
 Rodney Allen ..... Security Manager  
 Frank Fornoff ..... Security Manager  
 Mike Sotka ..... Security Manager

## FIELDS & GROUNDS - M&T BANK STADIUM

Sean Kauffman ..... Head Groundskeeper - M&T Bank Stadium  
 Jarod Knopp ..... Assistant Groundskeeper  
 Billy Stewart ..... Groundskeeper

## FIELDS & GROUNDS - UNDER ARMOUR PERFORMANCE CENTER

Bryan Filkins ..... Head Groundskeeper - UAPC  
 P.J. Petel ..... Assistant Head Groundskeeper/Equipment Assistant  
 Will Ranney ..... Groundskeeper/Equipment Assistant  
 Matt Cavrak ..... Groundskeeper  
 Justin Syharath ..... Groundskeeper

## BUSINESS VENTURES

### CORPORATE SALES & BUSINESS DEVELOPMENT

Kevin Rochlitz ..... Sr. Vice President/Chief Sales Officer  
 Aaron Cline ..... Vice President of Corporate Sales & Suites  
 Dan Condon ..... Director of Sales  
 Trey Bennett ..... Sr. Manager, Corporate Sales  
 Chris Wack ..... Sr. Corporate Sales Manager  
 Ryan Burns ..... Manager, Corporate Sales & Suites  
 Tyler Cherigo ..... Sales Coordinator

### CLIENT SERVICES

Kate Kasabula ..... Vice President of Client Services  
 Cindy Horseman ..... Sr. Manager, Media & Client Services  
 Molly Sjurson ..... Sr. Client Services Manager  
 Tricia Aoki ..... Client Services Manager  
 Matt Kempel ..... Client Services Manager  
 Nick Berry ..... Client Services Coordinator

### SUITE SALES & SERVICE

Theresa Abato ..... Vice President of Suite Sales & Service  
 Hayward Caswell ..... Manager, Suite Services & Operations  
 Jillian Magnotta ..... Suites & Services Manager

### MARKETING

Brad Downs ..... Sr. Vice President of Marketing  
 Deandra Duggans ..... Director, Advertising & Branding  
 Kim Ferguson ..... Director, Activation & Fan Development  
 Ilsa Marden ..... Director, Events & Game Entertainment  
 Ken Lisse ..... Senior Designer  
 Laura Humphreys ..... Sr. Manager, Marketing & Activation  
 Matt Little ..... Sr. Manager, Marketing & Football Outreach  
 Katie Bollinger ..... Manager, Marketing & Fan Development  
 Jordyn Johnson ..... Marketing Program & Events Manager  
 Nick Prevas ..... Graphic Design Manager  
 Adam Rudel ..... Manager, Marketing & Football Outreach  
 Rob Tune ..... Marketing Program & Events Manager  
 Brandon Williams ..... Mascot Program Manager  
 Anneliese Akins ..... Graphic Designer  
 Tory Nymick ..... Marketing Communications Coordinator  
 Tina Galdieri ..... Cheer Coordinator  
 John Ziemann ..... Marching Band President

### TICKET SALES & OPERATIONS

Baker Koppelman ..... Sr. Vice President of Ticket Sales & Operations  
 Dennis Fryer ..... Ticket Sales & Hospitality Director  
 Adam Mazalewski ..... Ticket Operations Director  
 T.J. a'Becket ..... Ticket Operations & Distribution Sr. Manager  
 Eric Hubbs ..... Ticket Sales & Hospitality Services Manager  
 Ciara Kavanagh ..... Ticket Services Manager  
 Adam Blenckstone ..... Ticket Sales Representative  
 Lucas Grabbe ..... Ticket Sales Representative  
 Peter Jacobsen ..... Customer Service & ADA Seating Coordinator  
 Marcus Jenkins ..... Ticket Sales Representative  
 Raven Jones ..... Customer Service & Ticket Programs Coordinator  
 Elli Peltonen ..... Customer Service & Upper Level Coordinator  
 Gwen Sieck ..... Ticket Sales Representative  
 Betsy Lamb ..... Customer Service Assistant

### RETAIL

Chris Inouye ..... Sr. Director of Retail  
 Megan Grondzki ..... Retail Sr. Manager



# 2021 STAFF DIRECTORY

## BUSINESS VENTURES CONT'D

### RAVENS MEDIA

Michelle Andres ..... Sr. Vice President of Ravens Media  
 Jay O'Brien ..... Vice President, Broadcasting & Gameday Productions  
 Matt Brevet ..... Director of Production  
 Eddie Coughlan ..... Director of Photography  
 Phil Cunningham ..... Sr. Producer/Editor  
 Garrett Downing ..... Social Media Director/Digital Host  
 Steve Groff ..... Director of Broadcast Technical Operations  
 Dave Lang ..... Director of Digital Strategy & Innovation  
 Ryan Mink ..... Editorial Director  
 Cody Williams ..... Director of Business Intelligence & Digital Sponsorship  
 Andrew Cohen ..... Sr. Business Analyst  
 Brent Airey ..... Motion Graphics Designer  
 Cliff Brown ..... Staff Writer  
 Cassie Calvert ..... Social Media Manager  
 Jack Dana ..... Manager, Production & Media Assets  
 Erin Disney ..... Digital Media Manager  
 John Eisenberg ..... Columnist  
 Dave Heringer ..... Social Media Graphic Designer  
 Brittany Jorge ..... Motion Graphics Designer  
 Nick Modisett ..... Cinematographer  
 Gina Sorce ..... Manager, Media Sponsorship  
 Shelby Granath ..... Producer/Editor  
 Josh Katz ..... Business Analyst  
 Chanel Smith ..... Digital Strategy & Innovation Coordinator  
 Jeff Atkinson ..... Cinematographer  
 Phil Hoffmann ..... Team Photographer  
 Shawn Hubbard ..... Team Photographer  
 Joey Pulone ..... Team Photographer

## COACHING

John Harbaugh ..... Head Coach  
 Megan McLaughlin ..... Director of Football Information  
 Dan Parsons ..... Assistant to the Head Coach

### DEFENSE

Don Martindale ..... Defensive Coordinator  
 Jason Brooks ..... Assistant Defensive Line/Quality Control Coach  
 Chris Hewitt ..... Pass Game Coordinator/Secondary  
 D'Anton Lynn ..... Defensive Backs Coach  
 Jay Peterson ..... Assistant Linebackers/Quality Control Coach  
 Rob Ryan ..... Inside Linebackers Coach  
 Anthony Weaver ..... Run Game Coordinator/Defensive Line  
 Drew Wilkins ..... Outside Linebackers Coach

### OFFENSE

Greg Roman ..... Offensive Coordinator  
 Richard Angulo ..... Assistant Offensive Line Coach  
 Joe D'Alessandris ..... Offensive Line Coach  
 Bobby Engram ..... Tight Ends Coach  
 Tee Martin ..... Wide Receivers Coach  
 Travis Switzer ..... Offensive Quality Control  
 James Urban ..... Quarterbacks Coach  
 Craig Ver Steeg ..... Running Backs Coach  
 Keith Williams ..... Pass Game Specialist

### SPECIAL TEAMS

Chris Horton ..... Special Teams Coordinator  
 Randy Brown ..... Special Teams Coach  
 T.J. Weist ..... Special Teams Coach

### STRENGTH & CONDITIONING

Steve Saunders ..... Head Strength & Conditioning Coach  
 Anthony Watson ..... Assistant Strength & Conditioning Coach  
 Scott Elliott ..... Assistant Strength & Conditioning Coach  
 Ron Shrift ..... Assistant Strength & Conditioning Coach  
 Sam Rosengarten ..... Football Performance Coach

### ANALYTICS

Scott Cohen ..... Director of Football Research  
 Daniel Stern ..... Football Research Coach

## PLAYER PERSONNEL

Eric DeCosta ..... Executive Vice President & General Manager  
 Ozzie Newsome ..... Executive Vice President  
 Pat Moriarty ..... Sr. Vice President of Football Operations  
 Joe Hortiz ..... Director of Player Personnel  
 George Kokinis ..... Director of Player Personnel  
 Nick Matteo ..... Vice President of Football Administration  
 Vincent Newsome ..... Sr. Player Personnel Executive  
 David McDonald ..... Director of Research & Development  
 Mark Azevedo ..... Asst. Director of College & Pro Personnel  
 David Blackburn ..... National Scout  
 Andrew Raphael ..... National Scout  
 Brandon Berning ..... Midwest/Southwest Area Scout  
 Joey Cleary ..... Southeast Area Scout  
 Corey Frazier ..... West Coast Area Scout  
 Chas Stallard ..... Southwest Area Scout  
 Bobby Vega ..... East Area Scout  
 Kevin Weidl ..... Southeast/Midwest Area Scout  
 T.J. Ajibola ..... Player Personnel Assistant  
 Houegnon "Q" Attenoukon ..... Pro & College Scout  
 Maggie Domanowski ..... Administrative Assistant to Player Personnel  
 Travis Hawkins ..... Player Personnel Assistant  
 Jenn Hoffman ..... Executive Assistant to the EVP & GM  
 Corey Krawiec ..... Manager, Player Evaluation & Analytics  
 Sarah Mallepalle ..... Player Personnel Analyst  
 Patrick McDonough ..... Pro & College Scout  
 James Oncea ..... Football Systems Developer  
 Terrell Parker ..... Player Personnel Assistant  
 Andrew Rogan ..... Player Personnel Assistant  
 Derrick Yam ..... Quantitative Analyst  
 Jameel McClain ..... Director of Player Engagement  
 Sarah Snyder ..... Director of Sports Nutrition  
 Johnny Shelton ..... Team Chaplain  
 O.J. Brigance ..... Sr. Advisor to Player Engagement

## TRAINING & MEDICAL

Dr. Andrew Tucker ..... Chief Medical Officer  
 Dr. Tricia Bent-Goodley ..... Team Clinician  
 Ron Medlin ..... Head Certified Athletic Trainer  
 Kevin Domboski ..... Assistant Certified Athletic Trainer  
 Michael Blankenship ..... Asst. Certified Athletic Trainer/Physical Therapist  
 Collin Francis ..... Assistant Certified Athletic Trainer  
 Chris Marroquin ..... Assistant Athletic Trainer/Physical Therapist  
 Mike Thomas ..... Assistant Athletic Trainer/Physical Therapist  
 Kim Niggel ..... Medical Services Assistant

## EQUIPMENT

Kenico Hines ..... Head Equipment Manager  
 Tom Wood ..... Senior Equipment Manager  
 Ebony Short ..... Sewing Manager  
 Scott Rotier ..... Assistant Equipment Manager  
 Jordan Brown ..... Equipment Coordinator  
 Jeremy Tunstall ..... Equipment Coordinator  
 Michele Geiman ..... Seamstress  
 Kathy Resnik ..... Seamstress  
 Natalie Shaffer ..... Seamstress  
 Kendra Shapanus ..... Seamstress  
 Annette Tennant ..... Seamstress

## FOOTBALL VIDEO

Jon Dubé ..... Vice President of Football Video Operations  
 Mark Bienvenu ..... Sr. Director of Football Video Operations  
 Collin Ferguson ..... Football Video Operations Sr. Manager  
 Kevin Wilkins ..... Football Video Operations Coordinator

## STADIUM OPERATIONS & GUEST EXPERIENCE

### STADIUM OPERATIONS

Roy Sommerhof ..... Sr. Vice President of Stadium Operations  
 John Cline ..... Director of Event Operations  
 Jobie Waldt ..... Director of Stadium Operations  
 Evan Cohen ..... Sr. Manager, Stadium Operations

### GUEST EXPERIENCE

Rich Tamayo ..... Director of Guest Experience  
 Colleen Helak ..... Guest Experience Sr. Manager  
 Moe Shoots ..... Guest Experience Manager





# STEVE BISCIOTTI

## OWNER

COLLEGE: SALISBURY STATE UNIVERSITY  
BORN: 4/10/60, PHILADELPHIA, PA  
EXP. (NFL/RAVENS): 22/22



Steve Bisciotti wants consistency. His goal is to have the Ravens in the playoff hunt every season, avoiding dips that plague some franchises.

The Ravens are one of only four teams (New England – 11, Green Bay – 10, Baltimore – 9 and Seattle – 9) to earn at least nine postseason berths in the last 13 years (2008-20), with Baltimore winning at least one game in seven of those nine playoff campaigns. Additionally, during this span, the Ravens have compiled the second-most postseason victories (11, tied with Green Bay), trailing only New England (16).

Baltimore has also captured playoff berths in 10 of the last 15 years, and during John Harbaugh's tenure, has advanced to three AFC Championship games (2012, 2011 and 2008), winning Super Bowl XLVII in 2012.

"We're proud of what we're giving to Baltimore," Bisciotti says. "You have to make the playoffs to have the opportunity to compete for championships, and championships are our goal. We want to be a consistent winner that avoids big lulls and not being in the playoffs for any length of time."

Under Bisciotti, the Ravens have joined an elite group: They are one of 14 NFL teams with multiple Super Bowl victories. Six franchises have won one title. Eight others have earned a berth in the game and lost, while four teams have never advanced to the Super Bowl. More importantly, with the Super Bowl XLVII Championship, the Ravens (two) joined the Patriots (six) and the Buccaneers, Giants and Steelers (two each) as the only teams that have won more than one NFL title since the turn of the century in 2000.

The passionate Bisciotti, who at 61 is the fourth-youngest owner in the NFL (Kansas City's Clark Hunt, 56, Arizona's Michael Bidwill, 56 and Washington's Daniel Snyder, 56), bought a minority interest in the Ravens from Art Modell in 2000, completing the purchase of the franchise on April 9, 2004. Steve's initial investment to the team provided

funds to secure free agents for the 2000 Super Bowl XXXV Championship team. Today, his influence in the NFL continues to rise. He served for several years on two important ownership committees: Broadcast and Digital Media.

When Bisciotti, now in his 22nd year as an owner of the Ravens, hired Harbaugh as the team's head coach in January of 2008, some eyebrows were raised. Harbaugh had never been a head coach at any level. In fact, he had not been an offensive or defensive coordinator in the NFL. It was obviously the right choice. Along with the Super Bowl XLVII victory during the 2012 season, Baltimore advanced to the playoffs in its first five years with Harbaugh, who is the only modern-day (since 1970) head coach to win a playoff game in each of his first four and five seasons. He is also the only head coach in NFL history to win a playoff game in six of the first seven seasons, while his 11 playoff victories rank as the fourth most ever by a head coach in the first 13 seasons of an NFL coaching career.

"We all saw something in John. And, you have to be willing to separate yourself from the masses – take some chances – to achieve great success," Bisciotti says of Harbaugh, who in 2019 was named NFL Coach of the Year after guiding Baltimore to a 14-2 record. "There's probably a little bit more perception that we took a risk with John. We don't think we did."

Since taking over as the Ravens' full owner, Bisciotti's teams have earned the playoffs 10 times, including the AFC's No. 1 seed in 2019 with a franchise-record 14-2 mark and second-straight AFC North title. His 2004 (9-7), 2013 (8-8) and 2017 (9-7) teams missed the playoffs by just one game. Baltimore has also captured five division crowns under his leadership.

Born in Philadelphia on April 10, 1960, Bisciotti moved with his family to Baltimore (Severna Park) in March of 1961 when Steve, the youngest of three children, was 11 months old. His father, Bernard, took the children to Orioles and Colts games.



## QUOTE THE RAVEN: STEVE BISCIOTTI

"My responsibilities are not only to my family and the people who work for the Ravens. There are over a million stakeholders in the Baltimore area who we have an obligation to. They're the fans who invest more than three hours on Sunday to watch, listen to or attend our games. That's a big difference from owning a non-sports company."

– Steve Bisciotti on owning the Ravens

"What really strikes me about Steve is his loyalty to the friends he's had forever. A lot of people, when they become very successful like Steve, they move on. His friends are the same ones he grew up with. That's one of his strengths."

– Longtime Maryland basketball coach Gary Williams on Steve Bisciotti

"[Steve] is a great leader. The players love him. They love when he's around. He's an inspiration to all of our guys, to me, to this organization. He sets the tone here. It's a great organization because of his vision."

– John Harbaugh on Steve Bisciotti

# STEVE BISCIOTTI

## MOST SUPER BOWL TITLES SINCE 2000 SEASON

Titles	Team	Seasons
6	New England Patriots	2001, '03, '04, '14, '16, '18
2	<b>Baltimore Ravens</b>	<b>2000, 2012</b>
2	New York Giants	2007, 2011
2	Pittsburgh Steelers	2005, 2008
2	Tampa Bay Buccaneers	2002, 2020

Sadly, Bernard died of leukemia when Steve was 8. His mother, Patricia, a huge Ravens fan, then raised the children.

After graduating from Salisbury (MD) State University in 1982 with a degree in liberal arts, Bisciotti worked in the temporary help industry. In 1983 (at age 23), he started Aerotek with his cousin, Jim Davis. They offered aerospace and technology companies access to skilled temporary employees.

Aerotek grew into the Allegis Group, which currently is the largest staffing firm in the United States and the largest privately-held talent management firm in the world. The company – which is headquartered just outside Baltimore and has offices throughout North America, Europe and Asia Pacific – has over 15,000 internal employees and over 130,000 contract workers. Allegis Group places employees in positions from engineers, to computer programmers, accountants and attorneys.

Before purchasing the Ravens, Bisciotti's business success was not well known to the general public on a national level, or even notable in the Baltimore area, where he and his partners kept a low profile. "I'm OK if I'm one of the least known owners in pro sports," Bisciotti says.

Steve, an energetic visionary, is quietly dedicated to a number of important causes and projects, some associated with his deep Catholic faith. He is a board member for Catholic Charities and created The Stephen and Renee Bisciotti Foundation. Most of Bisciotti's extensive charity work and generous giving are done without public notice, although, in 2020, it was announced that the Foundation and the Ravens combined to donate \$5 million to assist vital programs supported by Catholic Charities from more than 200 locations in Baltimore City and nine Maryland counties.

In August of 2020, the Foundation and the Ravens also jointly distributed \$1 million to support social justice reform in Baltimore, with a committee of current and former Ravens

players determining the 28 programs chosen to receive funds from the contribution.

Additionally, at the onset of the COVID-19 pandemic, Steve and Renee's foundation and the Ravens combined to donate \$1 million to support four non-profit organizations – the Fund for Educational Excellence, the United Way of Central Maryland, the Baltimore Community Foundation and the Maryland Food Bank – in their efforts to combat the public health crisis.

In June 2021, Steve and his wife, Renee, announced they would honor Ozzie Newsome – the Ravens' longtime personnel executive and Pro Football Hall of Famer – by making a \$4 million gift in his name to Maryland's Historically Black Colleges and Universities (HBCUs). Through their Foundation, the \$4 million donation will create the Ozzie Newsome Scholars Program, which will fund scholarships for Baltimore City Public Schools graduates who attend an HBCU in Maryland.

Bisciotti enjoys golfing and boating. He and his wife, Renee (Foote), are the parents of two sons: Jason and Jack, both of whom reside with their families in the Baltimore area.

(Bisciotti is pronounced: bih-SHAH-tee.)

## PRAISE FOR BISCIOTTI

**CBS Sports on Steve Bisciotti:** "Steve Bisciotti doesn't make himself a huge part of the story, but the decision to hire coach John Harbaugh in 2008 has worked out pretty well. According to *Forbes*, the team has doubled in worth since Bisciotti became owner, but he also understands how to raise morale."

**Sports Illustrated on Bisciotti:** "Bisciotti has become beloved in Baltimore as the local kid who made good and has turned the Ravens into one of the best-managed franchises in the NFL. He has become the epitome of the young, engaged owner who goes about his business the right way and puts a perennial winner on the field."

**Longtime NFL writer Rick Gosselin on Bisciotti becoming one of the most influential NFL owners:** "I think the obvious guy, if he wants that platform, is Steve Bisciotti with the Ravens. That's a model franchise. They win. They have continuity. They aren't making knee-jerk reactions, firing coaches right and left. They're probably one of the three or four model franchises in the NFL today. Now, he's a quiet guy, but if he wanted to have a voice and be a player in league matters, I think he's the guy that has the greatest opportunity to do it." (via *The Athletic*, July, 2020)



## QUOTE THE RAVEN: STEVE BISCIOTTI

"I remember going to a couple of Colts games every season with my dad or mom and brother (Mike) and sister (Cathy Thomas). We were on the 10-yard line, lower deck. We'd go to O's games, too. My favorite player was Paul Blair, because my brother already claimed Brooks Robinson and would not let me take the same guy. We'd also go to Westminster for Colts training camp. We have pictures with various players, and I have one with me wearing Johnny Unitas' helmet. I would always ask the Colts players if I could wear their helmets."

– Steve Bisciotti

At left: A young Steve Bisciotti with the late Johnny Unitas at Colts training camp.





# DICK CASS

## PRESIDENT

COLLEGE: PRINCETON / YALE LAW SCHOOL  
BORN: 1/13/46, WASHINGTON, D.C.  
EXP. (NFL/RAVENS): 18/18



**DICK CASS** is in his 18th year as president of the Ravens, overseeing every area of the organization, including player and staff personnel, the coaching team, corporate sales, communications and business ventures. In addition to his tenure with the Ravens, Cass has served as counsel to a number of NFL owners, including the Washington Football Team and the Dallas Cowboys, as well as the NFL Office.

“Dick has had involvement with every aspect of an NFL team,” Ravens owner Steve Bisciotti said. “His legal expertise, his working knowledge of the business, his relationships at the league office, and the respect he has earned around the league are significant assets for the franchise.”

**2004-21: (with Baltimore) 2020:** With guidance from Cass, the Ravens and The Stephen and Renee Bisciotti Foundation (SRBF) combined to donate \$2.85 million to support many organizations—including the Fund for Educational Excellence, the United Way of Central Maryland, the Baltimore Community Foundation, the Maryland Food Bank and the Salvation Army – during the COVID-19 public health crisis...The Ravens and SRBF also jointly distributed \$1.45 million to positively impact social justice reform throughout Baltimore...As part of their commitment to seeking out opportunities that support, encourage and defend those who are most in need, since 2017, the Ravens and SRBF have granted \$4.65 million to programs working to eliminate injustices that are prevalent in many Maryland communities. **2019:** The Ravens produced a franchise-best 14-2 record, with John Harbaugh being named NFL Coach of the Year and QB Lamar Jackson earning league MVP honors...In September, the Ravens teamed up with the United Way of Central Maryland and a variety of charitable organizations for a community-wide day of service – the NFL Huddle for 100 Caw to Action – that featured over 25,000 people who generated 3.3 million minutes of service throughout Maryland. **2018:** Spearheaded by Cass, the Ravens franchise and its players donated \$500,000 to 11 different Baltimore-area organizations through the team’s Social Justice Program...Cass, players and several Ravens executives also met with Maryland senator Ben Cardin to discuss criminal-justice reform. **2017:** Led by Cass, the Ravens announced a three-year, approximately \$120 million self-funded investment to enhance the fan experience at M&T Bank Stadium...Improvements included new 4K ultra-high definition video displays, escalators and elevators to the upper deck, a new sound system, upgraded kitchen facilities and club level enhancements...Ravens also launched a \$45 million construction project to upgrade their Owings Mills training facility (the Under Armour Performance Center). **2014:** Baltimore reached the playoffs for the sixth time in seven seasons...Ravens completed a two-year, \$35 million upgrade at M&T Bank Stadium...The team added 10 years to its stadium naming rights agreement

and partnership with M&T Bank. **2013:** ESPN The Magazine’s “Ultimate Standings” ranked the Ravens as America’s 10th-best U.S. pro sports franchise (second best in the NFL). **2012:** The Ravens defeated San Francisco, 34-31, in Super Bowl XLVII, capturing the franchise’s second Lombardi Trophy. **2009:** A regional business group awarded Cass its Regional Visionary Award for setting a high standard for community service in Baltimore. **2008:** Helped guide a committee of eight to interview and select head coach John Harbaugh. **2007:** Even though Baltimore was the country’s then-27th-largest TV market, the Ravens ranked in the NFL’s top tier in total revenue...Forbes Magazine recognized the Ravens as having the NFL’s second-fastest growing brand over the past three years...Cass keyed fundraising efforts for the \$100,000 renovation of Collington Square School’s playground. **2006:** Saluted by former NFL commissioner Paul Tagliabue for input to the revenue-sharing plan of the NFL Collective Bargaining Agreement...Initiated fundraising after Hurricane Katrina, resulting in \$1.2 million donated from the Ravens...Though dismissed by Cass, was mentioned prominently by media as a possible successor to Tagliabue...Instrumental in raising \$1.2 million to refurbish Baltimore Polytechnic Institute’s football stadium, allowing all 18 Baltimore City public high schools to play at least two games per season at the venue. **2004:** Was named team president in April, becoming Steve Bisciotti’s first hire as new owner of the Ravens...Brought a wealth of business knowledge, legal and negotiating expertise to the club...Orchestrated a midseason move to the team’s new facility in Owings Mills, coupling football operations and corporate into one complex.

**1972-2003: (with Wilmer, Cutler & Pickering)** Was a partner of the D.C.-based law firm of Wilmer, Cutler & Pickering for 31 years...Was chairman of the firm’s Business Transactions Section and a member of its Management Committee...Had a general corporate and securities practice, representing companies and entrepreneurs in complex corporate partnership and securities transactions. **2003:** Counsel to the Independent Commission of the US Olympics Committee. **2002:** Was counsel to the owner of the NBA’s Charlotte Hornets in the team’s relocation to New Orleans. **2000:** Represented Steve Bisciotti in the purchase of the Ravens from the Modell family. **1999:** Represented the estate of Jack Kent Cooke in the sale of the Washington Football Team to Daniel Snyder. **1992-93:** Retained by the NFL as an advisor pursuant to the Collective Bargaining Agreement with players. **1980s:** Represented Cowboys owner Jerry Jones in the acquisition of the team and Texas Stadium, advising him on a variety of matters, including sponsorship contracts, the Collective Bargaining Agreement and salary cap, NFL broadcast arrangements, NFL Internet policies, stadium financing, estate planning, local broadcast partnerships

# DICK CASS

and the NFL substance abuse programs. **1979:** Promoted to partner of Wilmer, Cutler & Pickering law firm. **1972:** Served his first year as a member of WCP.

**COLLEGE:** Graduated Phi Beta Kappa from Princeton in 1968...A knee injury, coupled with surgery, kept him from athletics his first two years...Played rugby as a junior and senior...Graduated from Yale Law School in 1971.

**PERSONAL:** Clerked for a federal judge in Connecticut for a year before joining WCP, a firm with global offices...Father was an officer in the Coast Guard...As a child, Dick moved around the country with his parents, making stops in Virginia, Maryland, Michigan, California, Washington, D.C., Florida and Massachusetts...Graduated from Mercersburg (PA) Academy, where he was student body president and captain of the football, basketball and baseball teams...He serves on boards for the Greater Baltimore Committee, Kennedy

Krieger Institute and Baltimore Community Foundation...He has served on the boards of trustees for both Princeton and Mercersburg Academy...In 2006, Dick donated a kidney to a close friend...Dick's wife, Heather, owns an architecture firm, Cass and Associates...She is also a graduate of Yale (School of Architecture) and is a Fellow of the American Institute of Architects...Their daughter, Courtney, is a Columbia graduate who taught in New York City public schools for three years and has since earned a law degree from the University of Virginia...She is currently the executive director of Teach for America Baltimore and has two sons with her husband, Ryland Sumner...Dick and Heather's son, Willy, is a graduate of Yale University (biomedical engineering, 2008) and the University of Maryland Medical School (2015)...Willy lives with his wife, Madelaine, and their daughter in New York City, where he is doing his residency at the Weill Cornell Medical Center (focus on general surgery).

## RAVENS PRESIDENT DICK CASS



In his 18th year as president of the Ravens, Dick Cass (pictured right) has played an integral role in the organization's success. In the above photo, Cass is joined by Ravens owner Steve Bisciotti (far left) and Pro Football Hall of Famers (from left to right) Ozzie Newsome, Ray Lewis, Lenny Moore and Jonathan Ogden.



Throughout his time with the Ravens, Dick Cass has led the organization's commitment to making a positive impact on the Baltimore community. Many of the Ravens' outreach initiatives, including multiple playground builds (above) for local children, were spearheaded by Cass.



Dick Cass (far right) watches practice with owner Steve Bisciotti (left) and EVP Ozzie Newsome (middle). Cass oversees every area of the Ravens organization, including player and staff personnel, the coaching team, corporate sales, communications and business ventures.



Led by Dick Cass, the Ravens have had a longstanding commitment to social justice reform. In recent years, a large number of Ravens players, including Anthony Levine Sr., Justin Tucker and Marlon Humphrey (pictured above left to right), have joined in these efforts, with \$4.65 million being donated to local organizations.





# ERIC DeCOSTA

## EXECUTIVE VICE PRESIDENT & GENERAL MANAGER

COLLEGE: COLBY  
BORN: 4/10/71, TAUNTON, MA  
EXP. (NFL/RAVENS): 26/26



**ERIC DeCOSTA's** loyalty, love and pride for the Baltimore Ravens are unmatched. A pillar of the organization's well-laid foundation, DeCosta has been with the franchise since Day One, first beginning as an intern during the inaugural 1996 season and then ascending to the personnel department's chief decision-maker in 2019.

Prior to being named executive vice president and general manager – succeeding the legendary Ozzie Newsome – DeCosta, 50, received GM interview offers annually from multiple teams in recent years.

However, he never seriously considered leaving Baltimore. Simply put, Eric's respect for – and thorough understanding of – the Ravens' culture aligned perfectly with his pursuit of a dream job.

"I'm the kind of person who appreciates people who stick with things," DeCosta admits. "Even when I think about athletes I've admired, people I've admired, they've had long tenures in different places. But I love this community. My family is from this community. I love the people I work with day to day. Anyone who knows me knows that."

In 2007, Ravens owner Steve Bisciotti first approached DeCosta about becoming general manager one day. Years later, they decided Eric would continue to serve as Newsome's top lieutenant through 2018, helping groom him for the GM role and setting up a seamless transition.

"Did I have chances [to leave]? Yes," DeCosta shares. "Did I have a lot? Yes. Did I ever really consider it? Not really, because every time I'd go to bed thinking that maybe I would consider something, I'd wake up and say, 'What are you, crazy? You know you're going to have the job someday that you've dreamed about, so just wait and make it perfect.'"

From an outside perspective, the imminent ascension might have spawned challenges in DeCosta's relationship with Newsome. That was never the case, however, because the duo

*"He's an outside-the-box thinker, but his football beliefs are based on substance, history and collected wisdom. He can see the unintended consequences that come with certain big decisions. He'll push the envelope to make sure we're covering all possibilities."*

*– Ravens EVP Ozzie Newsome on Eric DeCosta*

has always had a remarkable connection – one that forged a rare professional partnership and an extraordinary friendship.

"Ozzie basically took a 25-year-old kid who had no experience in the NFL, who was so different from him, and gave me a chance and accepted me," DeCosta says fondly. "He and I have always been very different in a lot of ways, but so aligned. It's a special relationship in my life. I've learned a lot of football, but honestly, just a lot more about being a good person."

A graduate of the Ravens' "20/20 Club," which includes members of the personnel staff who started with the team as young assistants and grew into evaluators with more input, DeCosta quickly moved up the ranks. He was first a personnel intern (1996), then area scout (1997-2002), then director of college scouting (2003-08), then director of player personnel (2009-11) and then assistant GM (2012-18).

It became evident early in DeCosta's tenure that he was destined for NFL success. Brimming with passion, resourcefulness, a relentless attitude and an advanced aptitude, he quickly earned his co-workers' respect.

"When Ray Lewis walked into camp his first day, he never really was truly a rookie," Ravens SVP of football operations Pat Moriarty recalls. "He was Ray Lewis, our starting linebacker. [That same year of 1996], I think Eric was never 'Eric the Intern.' He was more than a scout."

Growing up in Taunton, MA, DeCosta set his sights on becoming an NFL GM from the age of 6. His interest first piqued in 1978, when, contrary to many of his friends who were Patriots and Broncos fans, he began to follow the Cowboys.

### DeCOSTA'S BALTIMORE JOURNEY

- **2019-21:** EVP & GM, **2012-18:** Asst. GM, **2009-11:** Dir. of Player Personnel, **2003-08:** Dir. of College Scouting, **1998-2002:** Midwest Area Scout, **1997:** Area Scout, **1996:** Personnel Intern
- Assistant General Manager for Ravens' 2012 Super Bowl XLVII Title
- Midwest Area Scout for Ravens' 2000 Super Bowl XXXV Title
- Ravens drafted 19 Pro Bowlers during DeCosta's tenure of being Director of College Scouting through Assistant General Manager (2003-18): OLB Terrell Suggs, DT Haloti Ngata, P Sam Koch, G Ben Grubbs, G Marshal Yanda, FB Le'Ron McClain, RB Ray Rice, LS Morgan Cox (RFA), K Justin Tucker (RFA), DT Brandon Williams, FB Kyle Juszczyk, LB C.J. Mosley, T Ronnie Stanley, OLB Matthew Judon, CB Marlon Humphrey, FB Patrick Ricard (RFA), QB Lamar Jackson, T Orlando Brown Jr. & TE Mark Andrews



Ravens owner Steve Bisciotti (left) named Eric DeCosta the Ravens' new EVP & GM in 2019.

# ERIC DeCOSTA

"I was fascinated by the Cowboys and Tom Landry, Gil Brandt, Tex Schramm – the whole notion of scouting and building a football team," DeCosta states. "Doing things differently than all the other teams did back then really appealed to me."

Throughout much of his upbringing, Eric would study the NFL – particularly the draft – in a detailed manner that continuously amazed friends and family members.

His passion for the game of football was also quite evident on the field. Though, admittedly, he was never the biggest, fastest, smartest or most talented athlete, DeCosta was undoubtedly the hardest worker – someone always seeking ways to make himself better and gain a competitive edge.

While attending Colby College in Maine, the undersized linebacker went on to become a three-year captain and starter. He knew every assignment on the gridiron, holding himself to the highest of standards, all while inspiring teammates to reach new levels.

After graduating from Colby in 1992, DeCosta took part in a graduate coaching fellowship for the football team at Trinity University, where he would also earn a master's in English. But as time passed, he became uncertain about where a coaching path would lead. Looking to maximize his options, Eric applied to law school and prepared to pursue a new career, rather than cling to his football passion.

However, a chance encounter reinvigorated DeCosta's football pursuits in 1995, when he met someone who had completed an internship with Washington's NFL team. Upon learning of such NFL opportunities, Eric immediately sent resumes and letters to all 32 clubs. In response, he received rejection notices from all but one team – Washington – which hired him to serve as a training camp intern.

Thanks to that experience, DeCosta had finally – and successfully – broken into the NFL. The following year (1996), he landed the Ravens' personnel internship during their first-ever season. Coincidentally, he accepted Baltimore's offer the same day he learned that he had been placed on the University of Connecticut Law School waitlist.

"I was willing to take a chance," DeCosta affirms, "because I knew that once I got to Baltimore, I'd do everything to make the most of my opportunity."

The rest, as they say, is history – something bolstered by loyalty, love and pride from a man who helped build an organization, just as much as the organization built him.

**1996-2021: (with Baltimore) 2020:** The Ravens earned their third-straight playoff berth by posting an 11-5 regular season record...Baltimore's rushing attack finished No. 1 in the NFL (191.9 ypg) and produced the third-most yards (3,071) in a 16-game NFL season...Three players – QB Lamar Jackson (1,005), rookie standout RB J.K. Dobbins (805) & RB Gus Edwards (723) – rushed for over 700 yards each, while Jackson became the first QB in NFL history to surpass the 1,000-yard rushing milestone in multiple seasons...Drafted by DeCosta in the 2020 second round, Dobbins posted a 6.01 ypc average, which ranked No. 1 among all NFL RBs... Baltimore allowed the NFL's second-fewest points (18.9) and seventh-fewest yards (329.8) per game...CB Marlon Humphrey,

*"I think the perfect word is seamless. He's had the experience of watching how Ozzie [Newsome] takes over a room – building a consensus, but [knowing] you have to make the final call. Building that strong consensus with great football minds is what has allowed Ozzie to have the success he's had, and I think Eric obviously understands that very well. The Ravens should be in great hands."*

*– ESPN's Mel Kiper Jr. on DeCosta's transition to GM*

whom DeCosta inked to a five-year contract extension in October, led the NFL with a Ravens' single-season record 8 FFs, also registering a team-high 11 PD...Rookie first-round draft pick LB Patrick Queen posted a team-high 105 tackles, while he was also the NFL's only defender with at least 70 tackles, 3 sacks, 2 FFs, 2 FRs, 1 INT and 1 defensive TD. **2019:** In his first season as EVP & GM, was named *The Sporting News* 2019 NFL Executive of the Year...The Ravens produced a franchise-best 14-2 record, earning the AFC's No. 1 playoff seed...Led by unanimous NFL MVP QB Lamar Jackson, Baltimore became the first team ever to average 200 passing and 200 rushing yards per game in a season, also setting an NFL single-season rushing record (3,296 yards) and scoring an NFL-high 33.2 points per game...WR Marquise Brown, who DeCosta tabbed with the Ravens' first pick (25th overall), tied a franchise record for most receiving TDs (7) by a rookie...During the offseason, DeCosta signed free agent Pro Bowlers S Earl Thomas III and RB Mark Ingram II – and traded mid-season for standout CB Marcus Peters – all of whom earned All-Star honors again in 2019 as part of Baltimore's NFL-record-tying (Dallas, 2007) 13 players to be named to the Pro Bowl. **2018:** TE Hayden Hurst and QB Lamar Jackson were selected in the first round...Jackson led the Ravens to a 6-1 record and AFC North title in the season's final seven games...Six rookies, including standouts Jackson, TE Mark Andrews, T Orlando Brown Jr. and RB Gus Edwards started multiple games. **2017:** In the first round, selected Alabama CB Marlon Humphrey, who played in all 16 games (five starts) as a rookie...Ravens signed CB Brandon Carr and S Tony Jefferson to bolster the defense in free agency. **2016:** Draft picks T Ronnie Stanley (No. 6 overall), G/T Alex Lewis (fourth round), CB Tavon Young (fourth) and RB Kenneth Dixon (fourth) all earned significant playing time as rookies...Ravens also signed key free agents WR Mike Wallace and S Eric Weddle, who earned his fourth Pro Bowl in his first year as a Raven (earned his fifth and sixth in '17 & '18). **2015:** WR Breshad Perriman (first) and TE Maxx Williams (second) were tabbed early in the draft...Also drafted DT Carl Davis (third), OLB Za'Darius Smith (fourth) and TE Nick Boyle (fifth), all of whom made important contributions. **2014:** Ravens signed five-time Pro Bowl WR Steve Smith Sr. and RB Justin Forsett, who earned his first Pro Bowl, finishing fifth in the league with a career-best 1,266 rushing yards... Also drafted LB C.J. Mosley, a four-time Pro Bowler and the team's first-ever rookie Pro Bowler. **2013:** Ravens signed Pro Bowl OLB Elvis Dumervil, DE Chris Canty and LB Daryl Smith as key free agents...Smith led the Ravens in tackles (123), and Dumervil was second with 9.5 sacks. **2012:** Promoted to assistant general manager following the NFL Draft...Strong moves both in free agency and the draft helped Baltimore



# ERIC DeCOSTA

win Super Bowl XLVII...Free agent WR/RS Jacoby Jones, who earned his first Pro Bowl, rookie free agent K Justin Tucker, and draft picks OLB Courtney Upshaw (second round), G Kelechi Osemele (second round) and RB Bernard Pierce (third round) each made significant contributions en route to the title...Tucker, a four-time Pro Bowler, is the NFL's most accurate kicker (90.7%) historically, entering 2021. **2011:** Baltimore signed key free agents FB Vonta Leach, who earned two Pro Bowls with the Ravens (2011-12), and S Bernard Pollard, who started 26 games in two seasons (2011-12)...Team selected CB Jimmy Smith (Colorado) in the first round and standout WR Torrey Smith (Maryland) in the second round. **2010:** Ravens traded for Pro Bowl WR Anquan Boldin, added quality veteran free agent DE Cory Redding and strengthened team depth, including TEs Ed Dickson (third round) and Dennis Pitta (fourth round) through the draft. **2009:** Promoted to director of player personnel, following six successful seasons as scouting director...Ravens drafted All-Rookie team honoree T Michael Oher (first round, Ole Miss) and picked up CB Lardarius Webb (Nicholls State) in the third round...Also signed free agent K Billy Cundiff, who earned his first Pro Bowl in 2010. **2008:** Instrumental in selecting Delaware QB Joe Flacco (18th overall), the Super Bowl XLVII MVP, and Rutgers RB Ray Rice, a three-time Pro Bowler... Also served on the eight-member committee to interview head coach John Harbaugh. **2007:** Ravens drafted 2011 Pro Bowl G Ben Grubbs, the team's first-round pick (29th overall), and eight-time Pro Bowl G Marshal Yanda (Iowa) in the third round. **2006:** Drafted All-Rookie Team standouts DT Haloti Ngata (12th overall), a five-time Pro Bowler, and S Dawan Landry (fifth round)...Baltimore also selected Pro Bowl P Sam Koch (sixth round) out of Nebraska. **2005:** Selected All-Rookie Team honoree WR Mark Clayton (22nd overall) from Oklahoma, who had a record-breaking first year in Baltimore, and UNC C/G Jason Brown (fourth round). **2003:** Was named director of college scouting...Drafted 2011 NFL Defensive Player of the Year and 2003 Defensive Rookie of the Year OLB Terrell Suggs, a seven-time Pro Bowler. **1998-2002:** Was the Ravens' Midwest area scout...Researched and analyzed draft-day trades and evaluated free agent prospects for the pro personnel department...Worked with both college and pro scouting staffs on the draft and free agency. **1998:** Was promoted to area scout after spending time in the fall of 1997 scouting the Midwest. **1996:** Hired as a personnel intern.

**1995: (with Washington)** First NFL experience was a training camp internship in Washington's personnel department.

**1993-95: (with Trinity College)** In a graduate fellowship, DeCosta coached the defensive line and linebackers while earning his master's degree in English. **1993:** Was an intern coach for Trinity's wide receivers.

**COLLEGE:** Earned degrees in English and the classics from Colby, receiving dean's list honors (1990-92)...Was a three-year football letterman and captain at LB...As a senior, was selected as the Millett Award recipient for outstanding athletic contributions over his four years...In 2017, received the Carl Nelson Sports Achievement award, an alumni honor recognizing significant achievement in the athletic world... From 2017-20, served on the Board of Visitors at Colby before joining the Board of Trustees in December of 2020.

**PERSONAL:** Attended Taunton (MA) HS, where he played FB and LB, earned three varsity letters, and as a senior, was voted team captain...Actively supports a number of different charities throughout the state of Maryland, focusing on children, families, animal welfare and nature conservation... Has assisted with countless fundraisers and charitable events for those organizations...DeCosta spent six years serving as a board member for the Maryland SPCA and is currently an ambassador for the organization...In addition to other board responsibilities, Eric was a celebrity judge at the charity's largest annual fundraiser, the March for the Animals, which raises over \$350,000 each year to help support the SPCA's mission to improve the lives of pets and people...Also serves on the Board of Trustees for the Irvine Nature Center, a nonprofit environmental educational center in Owings Mills, MD...From 2010-13, Eric interviewed high school candidates for the Ravens Scholars program...The initiative, which was created in 2010, awards a \$5,000 renewable scholarship (up to \$20,000 per scholar) to five local high school students each year...Eric and his wife, Lacie, are actively involved with The Family Tree, a nonprofit organization dedicated to preventing child abuse and providing families with solutions...In 2005, *The Sporting News* named DeCosta one of the top young stars in sports, while in 2008, he was selected to both the *Baltimore Business Journal* and *Baltimore Magazine* "40 Under 40" group...Eric and Lacie, and their daughter, Jane Elizabeth (18), a freshman at Penn State, and two sons, Michael Litz (14) and Jackson James (10), reside in Owings Mills.

## FIRST-TEAM ALL-PRO RAVENS

In his 25 seasons with the Ravens, Eric DeCosta has helped Baltimore scout (and draft) 15 different players who have gone on to earn first-team All-Pro honors from the *Associated Press*. These 15 players tie (SF) for the NFL's third most since the Ravens' 1996 inception.

### MOST DRAFT CHOICES TO EARN AP FIRST-TEAM All-PRO SINCE 1996 RAVENS INCEPTION

Rk.	Team	Players
1.	Pittsburgh Steelers	17
2.	New England Patriots	16
3.	<b>Baltimore Ravens</b>	<b>15</b>
	San Francisco 49ers	15

### AP FIRST-TEAM ALL-PROS DRAFTED BY BALTIMORE

X Marlon Humphrey^ (1)	X Kelechi Osemele* (1)
X Lamar Jackson^ (1)	X Ed Reed (5)
X Jamal Lewis (1)	X Ronnie Stanley^ (1)
X Jermaine Lewis (1)	X Terrell Suggs (1)
X Ray Lewis (7)	X Adalius Thomas (1)
X Chris McAlister (1)	X Marshal Yanda (2)
X Le'Ron McClain (1)	(# of 1st-Team All-Pros)
X Haloti Ngata (2)	(^ Current Raven)
X Jonathan Ogden (4)	(* w/ Raiders)



# JOHN HARBAUGH

## HEAD COACH

COLLEGE: MIAMI (OH)  
BORN: 9/23/62, PERRYSBURG, OH  
EXP. (NFL/RAVENS): 24/14



Super Bowl-winning head coach John Harbaugh – the 2019 NFL Coach of the Year – has led the Ravens to a playoff berth in nine (2008-12, 2014 & 2018-20) of his 13 seasons in Baltimore, and in 2012, captured the franchise's second World Championship.

Though he never wants it to be about him, it's impossible to ignore Harbaugh's significant success. Here's a look, entering the 2021 campaign:

- Since his 2008 Baltimore arrival, the Ravens have posted the NFL's fifth-most total victories (140).
- Under Harbaugh, Baltimore is one of four teams (NE, GB & Sea.) to earn the playoffs in nine of the past 13 seasons. The Ravens are also one of four teams (KC, Sea. & NO) to make the postseason in each of the past three seasons (2018-20).
- Harbaugh's 11 playoff victories rank as the fourth most by a head coach in the first 13 seasons of an NFL coaching career (Joe Gibbs – 16, Bill Belichick – 15 & Chuck Noll – 14).
- Harbaugh owns the most road playoff wins (eight) by a head coach in NFL history. Tom Landry (Dal.) and Tom Coughlin (Jax./NYG) are second with seven each.
- The Ravens' 11 playoff wins since 2008 tie (GB) for the NFL's second most (New England, 16). Of those Ravens' victories, an NFL-best eight have come on the road.
- Harbaugh is one of 10 coaches to earn at least nine playoff berths in his first 13 seasons (Tony Dungy – 11; Bud Grant & Marty Schottenheimer – 10; Harbaugh, Pete Carroll, Bill Cowher, Mike Holmgren, Chuck Knox, Mike McCarthy & Andy Reid – nine each).
- The 2012 Ravens won Super Bowl XLVII, 34-31, over the San Francisco 49ers in one of the most dramatic games in NFL history. Baltimore jumped to a 28-6 lead, but needed a critical goal-line stand late in the fourth quarter to help seal the victory. The Ravens overcame a furious second-half comeback and a 34-minute power outage at the Mercedes-Benz Superdome in New Orleans to clinch the franchise's second World Championship.
- Under Harbaugh's guidance, the Ravens have appeared

in three AFC Championship games (2008, 2011, 2012) and have won at least one playoff game in seven of their nine postseasons with him as head coach.

- Harbaugh has led the Ravens to 129 regular season wins since 2008, ranking as the NFL's fifth most.
- Harbaugh is the only head coach in NFL history (since 1970 merger) to win a playoff game in each of his first four and five seasons. He is also the only head coach in NFL history to win a playoff game six of the first seven seasons of a coaching career.
- John and his younger brother, Jim (2011, 2012 and 2013), the former 49ers' head coach, are the only NFL head coaches to reach three conference championships in the first five seasons of a coaching career.
- With Harbaugh, the Ravens have a 77-27 mark at M&T Bank Stadium over the past 13 seasons, ranking as the NFL's third-best home record during that span (2008-20).
- In 2019, the Ravens posted a franchise-best 14-2 record. Baltimore won a team-record 12-straight games to close out the regular season, also earning the franchise's first-ever No. 1 playoff seed.
- Coach Harbaugh has led the Ravens to four AFC North Division titles (2011-12, 2018-19).

From his job interview with the Ravens, to his first press conference, to his consistent action and talk about Baltimore, it is all about "the team" for Harbaugh. Signs can be seen around the Ravens' complex:

### *"The Team, The Team, The Team."*

Despite his early success, "Harbs" diffuses accolades: "It's about us. It's about the team. It's about the players, the coaches, Steve [Bisciotti], Ozzie [Newsome], Eric [DeCosta] and the scouts. It's about Dick [Cass] and the support staff. It's about all of us pulling together to win – to be the best."

Unlike other NFL head coaches, "Harbs" took the road less traveled. Most NFL field bosses graduate from pro jobs that include the word "coordinator" after "offensive" or "defensive,"

### COACHING BACKGROUND

YEARS	COLLEGE/PRO TEAM	POSITION
1984-86	Western Michigan . . . . .	Graduate Assistant
1987	Pittsburgh . . . . .	Tight Ends
1988	Morehead State . . . . .	DBs/Special Teams/ Strength & Conditioning
1989-94	University of Cincinnati . . . . .	Special Teams, TEs, OLBs, RBs
1995-96	University of Cincinnati . . . . .	Assistant Head Coach
1997	Indiana University . . . . .	DBs/Special Teams Coordinator
1998-2006	Philadelphia Eagles . . . . .	Special Teams Coordinator
2007	Philadelphia Eagles . . . . .	Secondary
2008-21	Baltimore Ravens . . . . .	Head Coach





# JOHN HARBAUGH



## RAVENS UNDER HARBAUGH

NFL WINS / INCLUDING PLAYOFFS

(2008-20)

Rk.	Team	Total Wins
1.	New England Patriots	169
2.	Green Bay Packers	143
	Pittsburgh Steelers	143
4.	New Orleans Saints	141
5.	<b>Baltimore Ravens</b>	<b>140</b>

or they emerge from heading big-time college programs. Before becoming the Ravens' head coach in 2008, John was the Eagles' secondary coach (2007), and prior to that, Philadelphia's special teams coordinator (1998- 2006) and a 14-year collegiate coach. (Harbaugh grew up learning about the game from his father, Jack, a longtime college coach.)

In 1998, then-Eagles head coach Ray Rhodes hired Harbaugh, who quickly established a reputation as one of the NFL's top special teams coaches. Subsequently, he was one of four assistants retained by Andy Reid in 1999.

Prior to hiring Harbaugh, the Ravens talked with over 40 people about the energetic coach. "Did we take a chance by hiring John? My belief is that you have to be willing to do things the masses don't, or you'll never separate yourself from the masses," stated team owner Steve Bisciotti. "We obviously picked the right person."

Simply put, Harbaugh strives to be the best. "We don't want to just win a championship. We want to be a championship team," he stated. "We want to become something. We seek the highest levels."

His teams are balanced, disciplined and hard-nosed. "We want to be the most physical team, but we also want to be the cleanest. Hard-hitting and playing with physicality does not mean dirty," he added.

### ADDITIONAL RAVENS NOTES DURING HARBAUGH ERA:

Maintaining a strong defensive tradition during his time in Baltimore (2008-20), Harbaugh's defense has allowed the NFL's fewest scrimmage touchdowns (387), fewest points per game (18.9) and the second-fewest net yards per game (315.4). In 2018, Baltimore produced the NFL's No. 1 defense (292.9 ypg) and the No. 2 scoring defense (17.9 ppg). The Ravens finished four-straight seasons (2008-11) as the NFL's No. 3 scoring defense (fewest points allowed) – tying an NFL record for consecutive seasons ranking in the Top 3. Additionally, from 2014-16, Baltimore's defense was one of three teams (Den. & Sea.) to rank in the NFL's Top 10 in yards allowed each season. Harbaugh's red zone defense has also finished in the Top 5 in seven of his 13 seasons, including first overall in 2011 and second in 2014, 2012 and 2008.

The Ravens' offense has also experienced record-setting success during the Harbaugh Era. In 2019, Baltimore finished No. 1 in the NFL in points (33.2) and rushing yards (206.0) per game, while it was No. 2 in total yards (407.6). In 2019, the Ravens also became the first team ever to average 200 passing and 200 rushing yards per game in a season. Baltimore set a new NFL single-season rushing record (3,296 yards), besting the 1978 Patriots' 3,165. Additionally, in 2019, the Ravens set season team records for touchdowns (64), points (531), net yards (6,521), rushing yards (3,296) and first downs (386). This attack was led by unanimous NFL MVP QB Lamar Jackson, who accounted for a league-high 43 total TDs, including a league-best (and franchise-record) 36 passing scores. Jackson also rushed for 1,206 yards, setting a new NFL single-season record by a QB. A year later, in 2020, Baltimore's attack posted the second-most total TDs (55), points (468) and rushing yards (3,071) in franchise history. The 2020 Ravens also produced the NFL's No. 1 rushing attack (191.9 ypg), with their 3,071 rushing yards standing as the third most in a 16-game NFL season. (The Ravens own two of the Top 3 marks.)

Veteran receivers have shined during the Harbaugh Era, with Baltimore witnessing five 1,000-yard receiving seasons – two by WR Derrick Mason (2008-09) and one each by WR Torrey Smith (2013), WR Steve Smith Sr. (2014) and WR Mike Wallace (2016). On the ground, the Ravens have had running backs eclipse the 1,000-yard rushing mark six times under Harbaugh's watch – four by RB Ray Rice (2009-12) and once each by RB Justin Forsett (2014) and RB Mark Ingram (2019). Entering 2021, Baltimore has rushed for 100-plus yards in 39-straight games, marking the second-longest streak in pro football history. Producing a revolutionary rushing attack the past several seasons, the Ravens have rushed for an NFL-high 8,808 yards (183.5 ypg) since QB Lamar Jackson's rookie season (2018).

On special teams, an impressive six Ravens have earned 12 combined Pro Bowl honors while playing for Harbaugh: ST Brendon Ayanbadejo (2008), K Billy Cundiff (2010), RS Jacoby Jones (2012), K Justin Tucker (2013, 2016 & 2019-20), LS Morgan Cox (2015-16 & 2019-20) and P Sam Koch (2015). A byproduct of the Ravens consistently producing one of the NFL's top special teams units during Harbaugh's tenure, senior NFL writer Rick Gosselin ranked the Ravens in the Top 6 of his annual comprehensive ratings system in seven-consecutive seasons (2012-18). (This includes a No. 1 ranking in 2015.)

### NFL ASSISTANT COACH: 1998-2007 (with Philadelphia)

Harbaugh's special teams in Philadelphia were consistently ranked among the NFL's best. From 2000-05, the Eagles' units finished in the Top 10 in five of those seasons in *The Dallas Morning News'* special teams rankings. In 2001 and

***"What separates John from a lot of different coaches is that he watches every player. He has a tremendous work ethic, he has a passion for it, and he works well [with the scouts]. He has tremendous credibility with the scouts because they know he's done the work. That's what I love; that's a joy. He has a strong opinion, but it's always backed up by the tape and by what he wants on this team, and the scouts and coaches always respect that."***

**– EVP & GM Eric DeCosta on John's involvement with the draft process**

# JOHN HARBAUGH

*"I like the message that John brings. He doesn't talk like a guy who has been here for over 10 years. It's amazing how he tends to rejuvenate himself and his message, and we're lucky to have a leader like him."*

*– Ravens Owner Steve Bisciotti*

2003, Philly ranked No. 1, according to senior NFL writer Rick Gosselin's composite (includes 22 kicking-game categories).

Following the 2001 season, Harbaugh was voted the NFL's Special Teams Coach of the Year by his peers. He was also named *The Dallas Morning News* Special Teams Coach of the Year that season. In just four seasons (1998-2001), Harbaugh elevated the Eagles' special teams from 29th to first in the NFL.

In 1999, the Eagles signed K David Akers, who had been working as a part-time waiter after brief kicking stints with Carolina, Atlanta and Washington. With Harbaugh's help, Akers became a three-time Pro Bowler. Harbaugh also worked with P Dirk Johnson, another "street" free agent, helping him record the then-Top 2 punting averages (38.4 in 2005 and 37.4 in 2004) in Eagles history. Under "Harbs," 15 Eagles earned Special Teams Player of the Week awards, while snapper Mike Bartrum was named to the Pro Bowl, and RS Reno Mahe led the NFL with a 12.8-yard punt return average in 2005.

**COLLEGE COACHING CAREER:** Among John's 37 years of coaching is a two-year stint (1995-96) as the assistant head coach at the University of Cincinnati, finishing 6-5 both seasons with the Bearcats. He coached 10 years on offense and four on defense at the collegiate level, launching his coaching career in 1984 at age 21 as a graduate assistant for his father at Western Michigan. In his second position at the University of Pittsburgh (1987), he was mentored by the legendary Sid Gillman, a Pro Football Hall of Famer. John also coached the tight ends at Pitt under head coach Mike Gottfried. While at Cincinnati (1989-96), Harbaugh coached special teams, tight ends, outside linebackers, running backs and was the recruiting coordinator.

Over eight years, Harbaugh recruited 27 starters for the Bearcats and tutored both the NCAA's top return man (former Raven Robert Tate, 34.3 KOR average in 1995) and

the second-ranked returner (current Ravens pass defense coordinator Chris Hewitt, 31.5 KOR average in 1993). John was part of a staff that helped Cincinnati produce three out of four winning seasons (1993, 1995-96) for the first time in 20 years.

"Harbs" also coached one season at Indiana in 1997 as the defensive backs coach/special teams coordinator, under former Ravens offensive coordinator Cam Cameron, and one year at Morehead State in 1988 as the defensive backs coach/special teams and strength and conditioning coordinator.

**COACHING HONORS:** Leading the 2019 Ravens to a franchise-record 14-2 season and No. 1 seed in the playoffs, Harbaugh was named *The Associated Press* and PFWA NFL Coach of the Year. He was also named AFC Coach of the Year by the NFL 101 Awards and "Greasy" Neale Pro Coach of the Year (Maxwell Football Club) in 2019. In April 2014, Harbaugh was inducted into Miami (OH) University's "Cradle of Coaches Association" and was immortalized with an on-campus statue (see below). Harbaugh's statue joins existing Cradle of Coaches statues for Earl "Red" Blaik, Paul Brown, Carm Cozza, Paul Dietzel, Weeb Ewbank, Ara Parseghian, John Pont and Bo Schembechler. The Cradle of Coaches honors Miami graduates who have earned recognition as national collegiate or professional Coaches of the Year, who have been inducted into the College Football Hall of Fame or the Pro Football Hall of Fame, or whose teams won national collegiate or professional/Super Bowl championships.

**HARBAUGH COACHING FAMILY:** Harbaugh is from a football family. His father, Jack, is a 41-year coaching veteran who won the 2002 NCAA Division I-AA football championship as the head coach at Western Kentucky. His younger brother, Jim, who was the Ravens' starting QB in 1998, played 14 seasons in the NFL and was the San Francisco 49ers' head coach from 2011-14. (The University of Michigan hired Jim as its head football coach following the 2014 NFL campaign.) In a showdown that featured the first-ever NFL game between

## HARBAUGH IMMORTALIZED WITH STATUE AT ALMA MATER

In April 2014, Harbaugh was inducted into Miami (OH) University's "Cradle of Coaches Association" and was immortalized with an on-campus statue.

"I don't think you can even express what something like this means. I've been trying to figure it out," Harbaugh said. "There's nothing like Miami. There's nothing like being back here. Words can't describe my gratitude for being part of this."

Both of John's parents, Jack and Jackie (pictured at right), his brother, University of Michigan head coach Jim Harbaugh, sister, Joani, wife, Ingrid (at right), and daughter, Alison (at right), all made the trip to Oxford, Ohio.

The cross-country visit from Jim (then head coach of the 49ers) was a surprise: "There have been a lot of proud moments, but I've never been more proud of [John] than I am today," Jim said. "I always prided myself on being the tallest Harbaugh, but that all changed today when they unveiled that statue."





# JOHN HARBAUGH

## MAKING HIS MARK

Entering 2020, John Harbaugh owns the fifth-best winning percentage (.617) among active NFL head coaches (minimum 75 games), compiling a strong 140-87 record (including playoffs).



### ACTIVE HEAD COACHES / CAREER WINNING PERCENTAGE (Totals Include Regular Season and Playoff Games / Min. 75 Games)

Rk.	Coach	Team	Seasons	Record	Pct.
1.	Bill Belichick	Cleveland/New England	1991-95/2000-20	311-148	.678
2.	Mike Tomlin	Pittsburgh Steelers	2007-20	153-86-1	.640
3.	Sean Payton	New Orleans Saints	2006-20	152-89	.631
4.	Andy Reid	Philadelphia/Kansas City	1999-2012/2013-20	238-145-1	.621
5.	<b>John Harbaugh</b>	<b>Baltimore Ravens</b>	<b>2008-20</b>	<b>140-87</b>	<b>.617</b>
6.	Bruce Arians	Indianapolis/Arizona/TB	2012/2013-17/2019-20	72-46-1	.609
7.	Pete Carroll	NY Jets/NE/Seattle	1994/1997-99/2010-20	156-104-1	.600

head coaches who are brothers, John's Ravens bested Jim's 49ers, 16-6, in a 2011 Thanksgiving Night primetime special. The Ravens, of course, then topped the 49ers, 34-31, in Super Bowl XLVII. The brothers' sister, Joani, is married to University of Georgia basketball coach Tom Crean.

**COLLEGE:** Harbaugh earned a degree in political science at Miami (OH), where he won the Football Scholar Athlete Award as a defensive back for the Redhawks. He earned his master's in physical education at Western Michigan.

**PERSONAL:** Devoted to his family and his Christian faith, John is most active in helping the Baltimore area be better for families. He earned the 2011 "Power of Excellence Award" from the (Ben) Carson Scholars for "demonstrating excellence in life and being a role model." He served on the board of the Port Discovery Children's Museum and is a contributor to numerous Baltimore-area events and charities. Also a willing volunteer, his wife, Ingrid, contributes to both the Helping Up Mission and Sarah's House. In 2020, the couple made significant donations to help fund the distribution of meals to healthcare workers serving on the frontlines of the COVID-19 pandemic.

Harbaugh is an advocate of the U.S. Military. The NFL awarded him its 2013 Salute to Service Award, acknowledging exceptional efforts by those in the league who honor and support military members. (Harbaugh was also a finalist for the award in 2011.) In 2012, Army Chief of Staff General Raymond Odierno presented him with the Outstanding Civilian Service Award. Harbaugh has also visited numerous military installations, including bases in the Persian Gulf as part of the inaugural NFL USO Coaches Tour (2009), the Naval Special Warfare Center in Coronado, Calif., (2011), Andrews Air Force Base – just two days after the capture of Osama Bin Laden (2011) – and undisclosed locations in Turkey and Afghanistan.

In 2008, Harbaugh also helped institute Military Appreciation Day, an annual event that takes place during Ravens training camp. Since its establishment, over 10,000 service members have enjoyed preferred seating and opportunities to meet Ravens players and coaches. Once the season begins, Harbaugh then invites wounded warriors to be his guests

at every Ravens home game. In 2017, he donated New Era hats to soldiers in Afghanistan. The hats represented all four of the major professional sports leagues and several from the NCAA as well. Additionally, he has purchased school supplies for children whose parents are serving in the military and has sent care packages to troops overseas.

A history buff, Harbaugh has taken the Ravens to Gettysburg, Pa., during offseason team activities to learn about the Civil War. Near the end of the 2017 training camp, he surprised the entire team by cancelling practice on two occasions, loading everyone on buses to visit The Pentagon and Arlington National Cemetery and another day visit to the National Museum of African American History and Culture in Washington, D.C. The trips were opportunities for players, coaches and staff to receive behind-the-scenes tours of the historic locations and show appreciation for what each represents.

John attended Pioneer (Ann Arbor, MI) HS, where he and brother, Jim, were inducted into the school's Hall of Fame in 2016. John and Ingrid have a daughter, Alison, who is a sophomore lacrosse player at the University of Notre Dame.



General Raymond Odierno, then-Chief of Staff of the Army, presented John Harbaugh with an Outstanding Civilian Service Award at Joint Base Myer-Henderson Hall, VA, on May 23, 2012.

# JOHN HARBAUGH

## HARBAUGH FAST FACTS

John Harbaugh has led the Ravens to a playoff berth in nine (2008-12, 2014 & 2018-20) of his 13 seasons, and in 2012, captured the franchise's second Super Bowl title. In 2019, Coach Harbaugh became the first Ravens coach ever to win *The Associated Press* NFL Coach of the Year Award.

Here are several more Harbaugh quick hits:

- Harbaugh owns the most road playoff wins (eight) by a HC in NFL history. Tom Landry (Dal.) and Tom Coughlin (Jax./NYG) are second with seven each.
- Under Harbaugh, Baltimore is one of four teams (NE, GB & Sea.) to earn a playoff berth in nine of the past 13 seasons. Baltimore is also one of four teams (KC, Sea. & NO) to make the playoffs in each of the past three seasons (2018-2020).
- In 2019, the Ravens posted a franchise-best 14-2 record. Baltimore won a team-record 12-straight games to close out the regular season, earning its first-ever No. 1 playoff seed.
- Coach Harbaugh has led the Ravens to four AFC North Division titles (2011-12, 2018-19).
- The Ravens' 11 playoff wins since 2008 tie (GB) for the second most in the NFL (New England - 16).
- Under "Harbs," the Ravens have secured an appearance in three AFC Championship games (2008, 2011 & 2012).
- "Harbs" is the only head coach in NFL history to win a playoff game in each of his first four and five seasons.
- John and his brother, Jim (formerly of the 49ers), are the only head coaches to advance to three conference title games in the first five years as NFL bosses.
- Harbaugh is the only coach in NFL history to win a playoff game in six of the first seven seasons of a coaching career.
- In 2012, Harbaugh became the third coach (with Bill Cowher & Chuck Knox) since the 1970 merger to guide his team to the playoffs in each of his first five seasons.
- With the Ravens' 2014 playoff berth, Harbaugh became one of eight coaches in NFL history to make the postseason in six of their first seven seasons coaching.



With his daughter, Alison, by his side, John celebrated the Ravens' 34-31 Super Bowl XLVII victory over the San Francisco 49ers at the Superdome in New Orleans (2/3/13). CBS Sports' Jim Nantz interviewed Harbaugh on the victory stage.

## HARBS IN THE PLAYOFFS

The Ravens own an 11-8 playoff record under head coach John Harbaugh, a mark that includes a 34-31 victory in Super Bowl XLVII vs. the San Francisco 49ers.

### CAREER PLAYOFF WINNING PERCENTAGE (Active Head Coaches / Min. 6 Games)

Rk.	Coach	Record	Pct.
1.	Bill Belichick	31-12	.721
2.	Bruce Arians	5-2	.714
3.	<b>John Harbaugh</b>	<b>11-8</b>	<b>.579</b>
4.	Jon Gruden	5-4	.556
	Mike McCarthy	10-8	.556
6.	Andy Reid	17-15	.531



John Harbaugh's 11 playoff victories rank as the fourth most by a head coach in the first 13 seasons of an NFL coaching career.

### MOST PLAYOFF WINS BY A HEAD COACH FIRST 13 SEASONS (Since 1970 Merger)

Coach (Team)	Playoff Wins	Seasons
Joe Gibbs (Was.)	16	1981-2004
Bill Belichick (Cle. & NE)	13	1991-2007
Chuck Noll (Pit.)	14	1969-81
<b>John Harbaugh (Bal.)</b>	<b>11</b>	<b>2008-20</b>



## HEAD COACH JOHN HARBAUGH: YEAR-BY-YEAR

### 2020

- The Ravens earned their third-straight playoff berth – and ninth overall under Harbaugh – by posting an 11-5 regular season record...As the AFC's fifth seed, Baltimore won six-straight games – including a 20-13 Wild Card battle at No. 4 Tennessee – before falling, 17-3, in the Divisional Round at No. 2 Buffalo to close out the 2020 campaign...The Ravens advanced to the Divisional Round of the playoffs for the eighth time during Harbaugh's 13 years at the helm.
- The Ravens' rushing attack finished No. 1 in the NFL (191.9 ypg) and produced the third-most yards (3,071) in a 16-game NFL season...Baltimore had three players – QB Lamar Jackson (1,005), rookie RB J.K. Dobbins (805) & RB Gus Edwards (723) – rush for over 700 yards each, while Jackson became the first QB in NFL history to surpass the 1,000-yard rushing milestone in multiple seasons...Dobbins' 6.01 ypc average ranked No. 1 among all NFL RBs, while Jackson's 6.32 ypc average was No. 1 overall...TE Mark Andrews had 58 catches for 701 yards and 7 TDs, becoming the first TE in Ravens history with multiple seasons of at least 700 receiving yards and 7 receiving TDs...WR Marquise Brown posted team highs in receiving yards (769) and receiving TDs (8) on 58 catches.
- Baltimore allowed the NFL's second-fewest points (18.9) and seventh-fewest yards (329.8) per game...The Ravens also boasted the No. 2 third-down defense (34.0%) and produced a league-high 25 FFs...CB Marlon Humphrey led the NFL with a Ravens' single-season record 8 FFs, also registering a team-high 11 PD...S Chuck Clark tallied 96 tackles, 2 FFs, 2 FRs, 1.5 sacks, 1 INT and 1 D-TD, while OLB Matthew Judon led the team with 6 sacks and 21 QB hits...Rookie LB Patrick Queen posted a team-high 105 tackles, while he was also the NFL's only defender with at least 70 tackles, 3 sacks, 2 FFs, 2 FRs, 1 INT and 1 defensive TD.
- Seven Ravens players were voted to the 2020 Pro Bowl, tying the Chiefs, Packers and Seahawks for the NFL's most selections: T Orlando Brown Jr. (second), DE Calais Campbell (sixth), LS Morgan Cox (fourth), CB Marlon Humphrey (second), OLB Matthew Judon (second), FB Patrick Ricard (second) and K Justin Tucker (fourth).

### 2019

- The No. 1 AFC playoff seed Ravens (14-2) won a franchise-record 12-straight games to close out the regular season, before falling at home in the Divisional round, 28-12, to the Tennessee Titans...Baltimore's league-best 14-2 record set a franchise mark, topping the 13-3 campaign from 2006...The Ravens secured a playoff berth for the eighth time in Harbaugh's 12 seasons and won the AFC North for the fourth time (2011-12, 2018-19).
- The Ravens ranked No. 1 in points (33.2) and rushing yards (206.0) per game, while they were No. 2 in total yards (407.6)... Baltimore became the first team ever to average 200 passing and 200 rushing yards per game in a season...The Ravens set a new NFL single-season rushing record (3,296 yards), besting the 1978 Patriots' 3,165...Baltimore also set season team records for TDs (64), points (531), net yards (6,521), rushing yards (3,296), first downs (386) and fewest turnovers (15).
- Unanimous NFL MVP QB Lamar Jackson accounted for a league-high 43 total TDs, including a league-best (and franchise-record) 36 passing scores...Jackson also rushed for 1,206 yards (sixth most in the league), setting a new NFL single-season record by a QB...RB Mark Ingram II posted 15 total TDs, tying a single-season team record and ranking fourth overall in the NFL. He also rushed for 1,018 yards.
- Baltimore allowed the NFL's third-fewest points (17.6) and fourth-fewest net yards (300.6) per game...The Ravens boasted the league's No. 5 run defense (93.4 ypg) and were No. 6 vs. the pass (207.2 ypg)...During their 12-game winning streak (starting in Week 5), the Ravens allowed the NFL's fewest yards (268.9) and points (15.2) per game...Baltimore allowed just 18 TDs (a league low) in its final 12 games, also scoring six TDs of its own during this span...OLB Matthew Judon led the team with a career-high 9.5 sacks and four forced fumbles... CB Marlon Humphrey tallied 14 passes defended and tied (CB Marcus Peters) for the team lead with three INTs.
- Thirteen Ravens were named to the Pro Bowl (below), tying the 2007 Cowboys for the most-ever selections on a Pro Bowl roster: TE Mark Andrews (first), T Orlando Brown Jr. (first), LS Morgan Cox (third), CB Marlon Humphrey (first), RB Mark Ingram II (third), QB Lamar Jackson (first), OLB Matthew Judon (first), CB Marcus Peters (third), FB Patrick Ricard (first), T Ronnie Stanley (first), S Earl Thomas III (seventh), K Justin Tucker (third) and G Marshal Yanda (eighth).



### HEAD COACH JOHN HARBAUGH

**13 Ravens Seasons  
(2008-20)**

Regular Season Record	129-79
at Home	77-27
on Road	52-52
vs. AFC	96-60
vs. AFC North	49-29
vs. NFC	33-19
Playoffs Record	11-8
Playoffs Home Record	2-2
Playoffs Road Record	8-6
Super Bowl Record	1-0
<b>Overall Career Record</b>	<b>140-87</b>

### SEASON-BY-SEASON

Year	Record	Playoffs
2020	11-5	1-1 (Advanced to Divisional Round)
2019	14-2	0-1 (No. 1 Seed/Advanced to Div. Round)
2018	10-6	0-1 (Advanced to Wild Card Round)
2017	9-7	No playoff berth
2016	8-8	No playoff berth
2015	5-11	No playoff berth
2014	10-6	1-1 (Advanced to Divisional Round)
2013	8-8	No playoff berth
2012	10-6	4-0 (Won Super Bowl XLVII)
2011	12-4	1-1 (Advanced to AFC Championship)
2010	12-4	1-1 (Advanced to Divisional)
2009	9-7	1-1 (Advanced to Divisional)
2008	11-5	2-1 (Advanced to AFC Championship)

## HEAD COACH JOHN HARBAUGH: YEAR-BY-YEAR

### 2018

- Winning six of its last seven games – all with QB Lamar Jackson as the starter – Baltimore (10-6) captured its first AFC North Division title since 2012 (and fifth ever), earning a playoff berth for the seventh time during Harbaugh's 11-year tenure... The Ravens returned to the postseason for the first time since 2014, but fell at home in the Wild Card round, 23-17, to the Los Angeles Chargers.
- The Ravens produced the NFL's No. 1 defense, allowing 292.9 yards per game... Baltimore also permitted the league's second-fewest points per game (17.9), just behind Chicago's 17.7... With 2018 Pro Bowlers LB C.J. Mosley (fourth), S Eric Weddle (sixth) and DT Brandon Williams (first), Baltimore ranked No. 1 in total defense for the second time (2006) in team history... The Ravens have produced a Top 10 defense in eight of Harbaugh's 11 seasons at the Ravens' helm.
- Boasting the NFL's No. 2 rushing attack (152.6 ypg), the Ravens racked up the second-most rushing yards (2,441) in franchise history... Baltimore also produced a franchise-record 5,999 total yards... Over the team's final seven games (with Jackson as starter), Baltimore piled up an NFL-high 1,607 rushing yards (229.6 ypg)... RG Marshal Yanda earned his seventh Pro Bowl nod, helping Jackson finish with the NFL's most rushing yards (695) by a QB.
- K Justin Tucker (a Pro Bowl first alternate) made 35-of-39 FGAs and scored a franchise-record 141 points for the third-straight season, becoming the NFL's only kicker to surpass the 140 mark in each of the past three years (2016-18)... Baltimore ranked fifth in the NFL in punt return average (11.5), with RS Cyrus Jones posting the league's fourth-best mark (13.2).

### 2017

- Winning six of its last nine games, Baltimore finished second in the AFC North with a 9-7 record, falling one game short of earning a playoff berth (lost on tiebreaker with Buffalo) for the seventh time in Harbaugh's 10-year tenure... The Ravens needed a home win over Cincinnati in Week 17 to make the 2017 playoffs... However, Baltimore's hopes were dashed when the Bengals produced a 49-yard touchdown pass on fourth-and-12 with just 44 seconds remaining to earn a hard-fought, 31-27 victory that closed out the season in heartbreaking fashion.
- The Ravens produced NFL bests in interceptions (22), takeaways (34) and shutouts (3 – the most in a season since the 2003 Patriots)... Baltimore's +17 turnover differential ranked No. 1 in the NFL, while its defensive passer rating (72.4) and 5 defensive touchdowns (tied with Det. & Phi.) were each second best... Baltimore allowed just 18.9 points per game, which ranked sixth best in the league... It marked the seventh time during the John Harbaugh Era (since 2008) that the Ravens produced a Top 10 scoring "D"... Behind Pro Bowlers LB C.J. Mosley, OLB Terrell Suggs and S Eric Weddle, Baltimore's defense ranked 12th overall (325.1 ypg).
- Over the season's last nine games, Baltimore scored the NFL's second-most points per contest (29.4)... During this span, the Ravens also ranked No. 1 in fewest giveaways (5) and No. 2 in sacks allowed (10)... Baltimore finished the year ranking ninth overall in points per game (24.7) and seventh (tied) in both giveaways (17) and sacks allowed (27).

- Football Outsiders tabbed Baltimore's special teams as the NFL's No. 1 overall unit in 2017... The Ravens' ranking (9.2%) was the NFL's eighth highest in a season since 1986... In the annual special teams report from senior NFL writer Rick Gosselin, Baltimore ranked in the league's Top 5 for six-straight seasons (No. 4 in 2017)... The most accurate kicker in NFL history, K Justin Tucker connected on 34-of-37 FGAs and all 39 PATs to earn first-alternate Pro Bowl honors... P Sam Koch posted NFL bests in both punts inside the 10 (16) & 20 (40), with the 40 boots inside the 20 setting a new franchise record... Baltimore also ranked No. 1 in kickoff return average (27.5), No. 5 in punt return average (10.1) and No. 1 in opponent KOR average (18.6).

### 2016

- The Ravens finished second in the AFC North with an 8-8 record (4-2 in division play) behind the 11-5 Pittsburgh Steelers... The Ravens entered Game 15 at Pittsburgh with the opportunity to tie for first in the division, but dropped a dramatic 31-27 decision when the Steelers scored the winning TD with 9 seconds left... Baltimore played the NFL's second-most games (12) that were decided by 8 points or fewer... In posting a 6-2 record at M&T Bank Stadium, the Ravens boasted the NFL's No. 1 defense in both points (14.8) and yards allowed (260.3) at home.
- Through the first 12 games, Baltimore's defense ranked No. 1 in the NFL in yards allowed, and the unit finished seventh overall (322.1 ypg). (The Ravens became one of three teams – Den. & Sea. – to rank in the NFL's Top 10 defenses from 2014-16.)... Allowing 89.4 rushing yards per game, the Ravens ranked No. 5 vs. the run... Baltimore's ninth-ranked pass defense (232.8 ypg) tied (KC & SD) to produce the NFL's most INTs (18)... Earning his second Pro Bowl in three seasons, ILB C.J. Mosley helped the Ravens allow the league's ninth-fewest points (20.1 ppg), while free agent acquisition S Eric Weddle was spectacular in registering a team-high 4 INTs (tied with Mosley) and a career-high 13 PD.
- QB Joe Flacco set a single-season franchise record by throwing for 4,317 yards, adding 20 TDs... TE Dennis Pitta produced 729 receiving yards while leading the NFL in catches (86) by a TE. (Pitta also set the Ravens' single-season TE record for receptions.)... Pro Bowl FB Kyle Juszczyk led the league in receptions (37) and receiving yards (266) by a fullback, while also serving as a lead blocker for RB Terrance West (774 yards)... G Marshal Yanda earned his sixth-consecutive Pro Bowl honor, marking the longest active streak among NFL guards, and C Jeremy Zuttah was selected to the All-Star game as an alternate.

- In earning his second Pro Bowl and becoming a unanimous first-team All-Pro selection, K Justin Tucker produced perhaps the greatest season ever by an NFL kicker... Tucker scored a single-season franchise-record 141 points, connecting on 38-of-39 FGs (lone miss was a block) and 27-of-27 PATs... Tucker's 38 FGs ranked first in the NFL, while he was 10-for-10 from 50-plus yards, tying (Blair Walsh, 2012) for the most such kicks in NFL single-season history... Amazingly, an NFL single-season record 24 of Tucker's 38 FGs made came from 40 yards or beyond (he was 24-of-24 on such boots)... LS Morgan Cox earned his second-straight Pro Bowl invitation.

### 2015

- The Ravens finished third in the highly-competitive AFC North, posting a 5-11 record... It marked just the second time Baltimore



## HEAD COACH JOHN HARBAUGH: YEAR-BY-YEAR

did not make the playoffs in Harbaugh's eight seasons...The Ravens had 20 players on Injured Reserve (NFL's second most), including eight key starters (DE Chris Canty, QB Joe Flacco, RB Justin Forsett, TE Crockett Gillmore, T Eugene Monroe, WR Steve Smith Sr., OLB Terrell Suggs and C Jeremy Zuttah)...Baltimore played an NFL-record 14 games decided by 8 points or fewer (tied, 1994 NY Giants) and played an NFL-high (tied, Chicago) seven games decided by 3 points or fewer (4-3 record).

- Despite starting four different QBs (Joe Flacco, Matt Schaub, Jimmy Clausen & Ryan Mallett) for the first time in franchise history, Baltimore posted the then-second-most total net yards (5,749) in team annals...The Ravens also set a franchise record by averaging 266.9 passing yards per game, thanks in part to a unit that allowed the NFL's third-fewest sacks (24)...Leading the O-line was G Marshal Yanda, who earned his fifth-straight Pro Bowl nod...WR Kamar Aiken finished with team highs in catches (75), receiving yards (944) and receiving TDs (5).

- The Ravens boasted the NFL's top overall special teams unit, ranking No. 1 in both senior NFL writer Rick Gosselin's annual comprehensive ratings system and the Pro Football Focus rankings – It was Baltimore's fourth-straight ranking in Gosselin's Top 5...P Sam Koch and LS Morgan Cox (a "need" player) earned their first Pro Bowl honors, with Koch posting a 42.9 net average (second in the NFL) and allowing 5.0 yards per return (the NFL's second-best figure)...The Ravens blocked a kick (2 PATs, 2 FGs and 1 punt) in five-straight contests, a feat that had not been accomplished since 1983 (Atlanta)...Baltimore's 5 blocked kicks in 2015 tied (Oakland) for the NFL's most.

- The Ravens ranked No. 8 in total defense, marking the 11th time the unit finished in the NFL's Top 10 in 13 seasons (2003-15)...In the season's final eight games, Baltimore posted the NFL's No. 2 overall defense and the No. 1 pass defense...Second-year LB C.J. Mosley tallied 116 tackles, 4 sacks and 7 PD, adding 1 FF and a 41-yard FR-TD...OLB Elvis Dumervil, whose leadership was valuable in the absence of OLB Terrell Suggs (Achilles tear), posted a team-high 6 sacks and made the Pro Bowl as an alternate.

### 2014

- The Ravens produced a 10-6 regular season record, earning their sixth playoff berth in seven seasons...Baltimore, one of three AFC North teams to make the postseason, finished third in the division behind Pittsburgh (11-5) and Cincinnati (10-5-1), but advanced to the Divisional Playoff round after capturing a 30-17 Wild Card victory in the Steel City...The Ravens' bid to reach their fourth AFC Championship game under Harbaugh was cut short in New England, where Baltimore fell to the Patriots, 35-31, after holding two 14-point leads during a thrilling battle.

- The Ravens set single-season franchise records by scoring 409 points and producing 5,838 yards (since broken) of offense... Baltimore gave up just 19 sacks (second fewest in team history), which ranked only behind Denver's 17 as the NFL's fewest allowed... QB Joe Flacco tallied career bests in yards (3,986, since surpassed) and touchdown passes (27), while key free agent addition WR Steve Smith Sr. reached the 1,000-yard receiving milestone for the eighth time in his career (1,065 yards on 79 catches)...WR Torrey Smith posted 11 receiving TDs, the second most in Ravens single-season history...First-time Pro Bowl RB Justin Forsett produced a career-high 1,266 rushing yards (the NFL's fifth most) and led the league in runs of 20-plus yards (a team-record 17); Forsett's single-season franchise-record 5.4 rushing average also ranked as the NFL's No. 1 mark among running backs.

- Led by OLB Terrell Suggs and 2014 Pro Bowl selections OLB Elvis Dumervil and rookie LB C.J. Mosley, Baltimore racked up the NFL's second-most sacks (49, tied with Philadelphia), boasted the No. 2 red zone defense (42.6) and allowed the fourth-fewest rushing yards per game (88.3).

- P Sam Koch produced the NFL's No. 3 gross average (47.4) and No. 1 net average (43.3), setting the Ravens' single-season records for each...Highlighted by his third-career 108-yard KOR-TD, RS Jacoby Jones ranked second in the NFL in KOR average (30.6)...As a team, the Ravens were No. 1 in the league with a 28.3-yard KOR mark.

### 2013

- For the first time since Harbaugh's 2008 arrival, Baltimore did not make the playoffs, falling one game short with an 8-8 mark and placing third in the AFC North... Baltimore played an NFL-high nine games decided by 3 points or fewer, compiling a 5-4 record in those contests...How close were the Ravens to making the playoffs? They were tied 17-17 near the end of the third quarter in the season-ending loss at Cincinnati, needing a victory to secure what would have been their sixth-straight postseason berth.

- OLB Terrell Suggs (10) and OLB Elvis Dumervil (9.5) combined for 19.5 sacks, with Suggs earning his sixth Pro Bowl invite...NT Haloti Ngata was elected to his fifth Pro Bowl, while CB Lardarius Webb's 22 PD ranked as the NFL's second most.

- WR Torrey Smith tallied 1,128 receiving yards, the second most in single-season team history (Michael Jackson - 1,201 in 1996) and had a career-high 65 catches, posting the NFL's fifth-best yards-per-catch average (17.4)...Undrafted rookie WR Marlon Brown's 7 receiving TDs tied (Torrey Smith, 2011) for the most by a rookie in team history, while he also finished second (Smith, 2011) in catches (49) and receiving yards (524) by a Ravens' rookie...G Marshal Yanda also earned his third Pro Bowl honor.

- Pro Bowl K Justin Tucker set franchise records in FGs made (38) and FGs attempted (41) and produced a then-franchise-record 140 points (tied for sixth in NFL)...Tucker also had 6 FGs of 50-plus yards and kicked 3 game-winning FGs, including a team-record 61-yarder at Detroit.

### 2012



## SUPER BOWL CHAMPIONS

- The Ravens captured a second-consecutive AFC North title with a 10-6 mark before sweeping four playoff games to win Super Bowl XLVII: 24-9 over the visiting Colts on Wild Card weekend; 38-35 in double overtime at Denver in the Divisional Round; 28-13 at New England in the AFC Championship – shutting out the Patriots, who owned the league's top offense, in the second half; and then topping the 49ers, 34-31, in New Orleans at the Mercedes-Benz Superdome after jumping to a 28-6 third-quarter lead...Showing a resolve that was a hallmark of that championship team, the Ravens overcame a three-game December losing streak and 53 games lost to defensive starters to win the title.

- Baltimore set a then-franchise record by scoring 398 points, averaging the NFL's 10th-most points per game (24.9)...The Ravens scored a team-record 254 points at home, producing the NFL's

## HEAD COACH JOHN HARBAUGH: YEAR-BY-YEAR

fourth-best home average of 31.8 ppg... Baltimore also surrendered just 16 give-aways, setting a franchise single-season record low.

- The Ravens' special teams units were spectacular: In addition to posting a league-best (tied, Darius Reynaud) 3 kick return TDs (108- & 105-yard KORs and 63-yard PR), WR/RS Jacoby Jones led the NFL in KOR average (30.7)... Rookie K Justin Tucker, an undrafted free agent signing, made 30-of-33 FGAs (90.9%), producing the second-best success rate in Ravens single-season history and the second-best mark by a rookie kicker in NFL history.
- Six Ravens earned Pro Bowl honors: S Ed Reed (ninth), DT Haloti Ngata (fourth), FB Vonta Leach (third), RB Ray Rice (third), G Marshal Yanda (second) and Jones (first).
- En route to winning Super Bowl XLVII, the Ravens produced one of the most electrifying postseasons in NFL history by averaging 410.3 yards of offense per game (134.8 rush & 275.5 pass), scoring 31.0 points per contest and allowing just 22.0... WR Anquan Boldin recorded 22 catches for 380 yards and 4 TDs, while Jones posted a 29.4-yard receiving average (5 for 147), catching TDs of 70 and 56 yards (Jones also had a 108-yard KOR-TD in the Super Bowl)... With a 3-TD performance vs. the 49ers, QB Joe Flacco threw 11 TD passes in the postseason, tying the NFL single-postseason record shared by Joe Montana (1989) and Kurt Warner (2008)... Flacco finished the Super Bowl 22-of-33 for 287 yards to produce a 124.2 rating (eighth-best mark in SB history) and earned game MVP honors... The Ravens' defense was also stout during the playoffs, registering 10 takeaways (6 INTs and 4 FRs) to produce a +6 turnover differential.

### 2011

- Producing a second-straight 12-4 record (13-5 overall), Baltimore won the AFC North, sweeping the division for the first time in team history... The Ravens were 6-0 against playoff teams (7-1 including postseason), matching Green Bay as the only clubs to go undefeated in division play and against other postseason qualifiers... In what was a franchise first, the Ravens also went unbeaten at home (9-0 with a playoff win over Houston)... Baltimore earned a 20-13 Divisional Round victory over the Texans, and then fell, 23-20, in a heartbreaking AFC Championship thriller at New England.
- The Ravens' defense, which finished No. 3 in the league in fewest points permitted (16.6) for the fourth-straight year, tied an NFL record for consecutive seasons of being in the Top 3 for points allowed.
- RB Ray Rice produced a career-high and NFL-best 2,068 yards from scrimmage, ranking second in rushing (1,364)... Rice also set a team mark with 15 total TDs... WR Torrey Smith was third among NFL rookies with 841 receiving yards (50 catches); his receptions and yards, plus 7 TDs, set new Ravens first-year standards.
- Eight Ravens earned Pro Bowl honors: LB Ray Lewis (13th), S Ed Reed (eighth), OLB Terrell Suggs (fifth), DT Haloti Ngata (third), FB Vonta Leach (second), Rice (second), G Ben Grubbs (first) and G Marshal Yanda (first)... Suggs was also named the 2011 *Associated Press* Defensive Player of the Year, marking the fourth time a Raven has won the honor (Reed - 2004 and Lewis - 2003 & 2000).

### 2010

- Baltimore tied Pittsburgh for the best record in the division at 12-4, but lost the AFC North on the division-record tiebreaker (5-1 to 4-2)... Baltimore, Indianapolis (a then-NFL record nine in a row)

and Philadelphia became the only teams to make the playoffs from 2008-10... The 2010 campaign also marked the first time the Ravens ever earned the postseason three years in a row (the Ravens later extended their record to five years in 2012).

- In the Wild Card game at Kansas City, the Ravens prevailed 30-7... Baltimore then dropped a 31-24 Divisional Round contest at Pittsburgh, which advanced to the Super Bowl... Harbaugh became the first head coach in NFL history to take over a sub-.500 team and then win a playoff game in each of his first three seasons (2008-10).
- Five Ravens earned Pro Bowl honors: K Billy Cundiff (first), LB Ray Lewis (12th), DT Haloti Ngata (second), S Ed Reed (seventh) and OLB Terrell Suggs (fourth)... WR Anquan Boldin tallied team highs with 64 catches and 837 receiving yards, while QB Joe Flacco threw 25 TD passes and a career-high passer rating (93.6)... RB Ray Rice finished with 1,776 yards from scrimmage, the NFL's third most.


### 2009

- After posting a 9-7 record, the Ravens produced their sixth playoff team of the decade (2000-09)... Behind the NFL's ninth-ranked scoring offense (24.4 ppg) and a defense that finished third in total yards (300.5 ppg) and points allowed (16.3 ppg), the Ravens upended the Patriots (33-14) in the Wild Card round, becoming the first road team to win a playoff game at New England since 1978.
- For the first time in team history, Baltimore had a 3,000-yard passer (Joe Flacco - 3,613), 1,000-yard rusher (Ray Rice - 1,339) and 1,000-yard receiver (Derrick Mason - 1,028) in the same season.
- Five Ravens were voted into the Pro Bowl, including LB Ray Lewis (11th), FB Le'Ron McClain (second), DT Haloti Ngata (first), S Ed Reed (sixth) and Rice (first), who tallied the NFL's second-most yards from scrimmage (2,041)... Rookie T Michael Oher, who started all 16 games, finished second for Diet Pepsi Rookie of the Year (*NFL.com* fan vote) and earned All-Rookie team honors.

### 2008

- In Harbaugh's initial Baltimore season, the Ravens produced an 11-5 record and advanced to the AFC Championship game... Baltimore won the Wild Card game at Miami (27-9) and the Divisional game at the AFC's top-seeded Tennessee Titans, 13-10... Pittsburgh, the eventual Super Bowl champion, stopped the Ravens (23-14) in the AFC title matchup at Heinz Field... This first Harbaugh/Ravens team tied the NFL record (since 1978) for turnarounds by a head coach taking over a sub-.500 team... The Ravens' 2-1 playoff record following that regular season campaign established a new league standard in this same category... With the 13 total victories in 2008, Harbaugh set the NFL record for the most wins ever by a rookie head coach starting a rookie quarterback (Joe Flacco).
- Baltimore's stifling defense ranked No. 2 in the NFL by allowing 261.1 yards per game and was No. 3 in points allowed per game (15.3)... The Ravens also produced an NFL-best 26 INTs, including five returned for touchdowns... S Ed Reed tied his career high (2004) with a league-leading 9 INTs.
- Five players earned Pro Bowl honors: LB Ray Lewis (10th), Reed (fifth), ST Brendon Ayanbadejo (third), OLB Terrell Suggs (third) and FB Le'Ron McClain (first)... Flacco, who became the first rookie QB ever to win two playoff games, was named the Diet Pepsi Rookie of the Year (*NFL.com* fan vote).





# CHRIS HORTON

## SPECIAL TEAMS COORDINATOR

COLLEGE: UCLA  
 BORN: 12/29/84, LOS ANGELES, CA  
 EXP. (NFL/RAVENS): 11/8 (3 PLAYING / 8 COACHING)



**CHRIS HORTON** is in his third season leading the Ravens' exceptional special teams group. Since joining the team in 2014, Horton has helped Baltimore's units perform exceptionally over the last several seasons. In 2020, K Justin Tucker, the most accurate kicker in NFL history, connected on 26-of-29 FGAs, including a 55-yard game-winner in Week 14 at Cleveland, en route to earning his fourth Pro Bowl nod. Tucker has scored more than 130 points in five-straight seasons (2016-20), tying an NFL record for consecutive seasons with 130-plus points (Stephen Gostkowski, 2011-15, & David Akers, 2008-12). In 2019, Tucker earned first-team All-Pro honors after converting 28-of-29 FGAs (96.6%) and scoring a franchise-record 141 points for the fourth-straight season. He was the NFL's only kicker to surpass the 140 mark in each of the four years from 2016-19. For many seasons, the Ravens have been near the top of special teams rankings. In the annual special teams report from senior NFL writer Rick Gosselin, Baltimore has ranked in the NFL's Top 6 for eight of the past nine seasons (2012-20), including first in 2015. The Ravens' unit finished ranked sixth in Gosselin's 2020 report. (Gosselin's report is considered by many as a strong special teams measuring stick.) In 2018, Tucker made 35-of-39 FGAs. (His misses were from 53 and 65 yards, and he had 2 kicks blocked.) In the annual special teams DVOA (Defense-adjusted Value Over Average) ratings from *Football Outsiders*, a popular metric for analyzing and comparing each play to the league average based on a number of variables, Baltimore has finished in the Top 10 every year since 2012, including a Top 6 finish in seven-consecutive seasons (2012-18) and a Top 3 finish in four-consecutive seasons (2012-15). In 2018, the Ravens also ranked fifth in the NFL in punt return average (11.5), with CB/RS Cyrus Jones posting the league's fourth-best mark (13.2).

**ADDITIONAL COACHING HIGHLIGHTS:** In 2014, Horton entered the NFL coaching ranks with the Ravens working

with the team's OLBs. Horton played safety for four seasons in the NFL with Washington (2008-11) after being selected in the seventh round of the 2008 NFL Draft.

**2014-20: (with Baltimore) 2020:** K Justin Tucker earned his fourth Pro Bowl after connecting on 26-of-29 FGAs, including a 55-yard game winner in Week 14 at Cleveland...Rookie WR Devin Duvernay returned a kickoff 93 yards for a TD, marking 1 of only 7 KOR-TDs during the 2020 NFL season... Duvernay became the fifth Ravens rookie and the youngest Raven (23 years, 16 days) in franchise history to register a KOR-TD...Baltimore's 26.7 KOR average ranked as the NFL's second-best mark in 2020...P Sam Koch was the NFL's only punter to have at least 20 punts downed inside the 20 (22) with no more than 1 TB...LS Morgan Cox was named first-team All-Pro and earned his fourth Pro Bowl...Rookie WR James Proche II returned 23 punts for 198 yards (8.6 avg.), earning PFWA All-Rookie special teams honors. **2019:** Ravens recorded a franchise-best 14-2 record en route to their second-straight AFC North title...Tucker earned his third Pro Bowl nod after connecting on 28-of-29 FGAs...In Week 6, he became the fastest pure kicker in NFL history (118 games) to score 1,000 career points. **2018:** Tucker (a Pro Bowl first alternate) made 35-of-39 FGAs (his misses were from 53 and 65 yards, and he had 2 kicks blocked)...Ravens were fifth in NFL punt return average (11.5) and sixth in the annual special teams report compiled by senior NFL writer Rick Gosselin. **2017:** *Football Outsiders* tabbed Baltimore's special teams as the NFL's No. 1 overall unit...Ravens ranked No. 1 in KOR average (27.5), No. 5 in PR average (10.1) and No. 1 in opponent KOR average (18.6)...P Sam Koch posted NFL bests in both punts inside the 10 (16) and 20 (40). **2016:** Tucker and LS Morgan Cox each earned their second Pro Bowl honors...Promoted to assistant special teams coach... Baltimore had an NFL-high 4 (tied, Mia.) blocked kicks. **2015:**

### COACHING BACKGROUND

YEARS	COLLEGE/PRO TEAM	POSITION
2012-13	UCLA	Quality Control
2014	Baltimore Ravens	Coaching Intern (Defense)
2015	Baltimore Ravens	Staff Assistant (Special Teams)
2016-18	Baltimore Ravens	Assistant Special Teams Coach
2019	Baltimore Ravens	Special Teams Coach
2020-21	Baltimore Ravens	Special Teams Coordinator

### DID YOU KNOW?

Since 2008, when John Harbaugh became the Ravens' head coach, Baltimore has produced the NFL's No. 1 kickoff return average (24.9).

#### NFL KICKOFF RETURN AVERAGE / 2008-20

Rk.	Team	KOR	Yards	Avg.	Long	TDs
1.	Baltimore Ravens	526	13,076	24.9	108t	8
2.	Minnesota Vikings	570	13,864	24.3	109t	10
3.	New Orleans Saints	480	11,385	23.7	106t	2



# CHRIS HORTON

Horton worked as a staff assistant alongside Jerry Rosburg with the Ravens' special teams... Baltimore's units excelled, ranking No. 1 by Gosselin...Ravens also ranked No. 1 by *Pro Football Focus*...Baltimore was third in the NFL in punt return average (11.3), while allowing the second-fewest yards per punt return (5.0)...P Sam Koch and Cox each earned their first Pro Bowls...Ravens blocked a kick (2 PATs, 2 FGs and 1 punt) in five-straight contests, a feat that had not been accomplished since 1983 (Atlanta Falcons)...The 5 blocked kicks tied (Oak.) for most in 2015. **2014:** Worked primarily with the Ravens' OLBs...Led by OLB Terrell Suggs and 2014 Pro Bowl selection OLB Elvis Dumervil, Baltimore racked up the NFL's second-most sacks (49, tied with Philly), boasted the No. 2 red zone defense (42.6%) and allowed the fourth-fewest rushing yards per game (88.3)...Dumervil (a franchise-record 17 sacks) and Suggs (12) combined to produce the most QB drops (29) among NFL duos.

**2012-13: (with UCLA)** 2013: Bruins earned a 10-3 record and defeated Virginia Tech in the Sun Bowl, 42-12. **2012:** Joined his alma mater as a quality control coach, assisting with both the Bruins' defense and special teams unit under head coach Jim Mora Jr.

**2013: (with Seattle)** Spent training camp as a coaching intern.

**NFL PLAYER (2008-11):** Played three full NFL seasons after being drafted in the seventh round by the Washington Redskins in 2008...As a rookie, Horton earned NFC Defensive Player of the Week honors following his Week 2 performance vs. New Orleans when he had 2 INTs and 1 fumble recovery in the Redskins' 29-24 victory over the Saints...Also earned NFC Defensive Rookie of the Month (September) honors...Played

in 29 career NFL games, but was hampered by injuries in his final three seasons, eventually concluding his playing career after a training camp stint with the New York Giants in 2012.

**COLLEGE:** Earned a bachelor's degree in history from UCLA... Played safety for the Bruins, earning *The Sporting News* first-team All-America (2007), first-team All-Pac-10 (2007) and second-team All-Pac-10 honors (2006).

**PERSONAL:** Earned three varsity letters in football at De La Salle (New Orleans, LA) HS...Chris was inducted into his high school Hall of Fame on March 15, 2014...He and his wife, Jackie, have two daughters: Kristina (7) and Khloe (5) and a son, Kaden (3).



## A RICH HISTORY OF SPECIAL TEAMS

### SIX PRO BOWLERS

• Six Ravens have earned 12 combined Pro Bowl honors during the John Harbaugh Era (since 2008): ST Brendon Ayanbadejo (2008), K Billy Cundiff (2010), RS Jacoby Jones (2012), K Justin Tucker (2013, 2016, 2019-20), LS Morgan Cox (2015, 2016, 2019-20) and P Sam Koch (2015).

### PRIME KICKER & PUNTER

• Four-time Pro Bowl K Justin Tucker, who the Ravens signed as a rookie free agent, owns the NFL's most FGs (291) since entering the NFL in 2012. With a 90.7% career success mark, "Tuck" is the most accurate kicker in league history (291-of-321 on FGAs). Earning his first Pro Bowl nod in 2015, P Sam Koch's 46.7 gross average ranked No. 9 in the NFL that season, while his 42.9 net average was No. 2. In 2017, Koch led the NFL in both punts inside the 10 (16) and the 20 (a franchise-record 40).

### YOUNG RAVENS MAKING THEIR MARK

• In Week 3 of 2020 vs. KC, rookie WR Devin Duvernay returned a kickoff 93 yards for a TD. It marked the NFL's first KOR-TD of 2020 and was the Ravens' sixth KOR-TD since 2011, which tied with KC for the NFL's second most (Minnesota - 7). Duvernay became the fifth Ravens rookie and the youngest Raven (23 years, 16 days) in franchise history to register a KOR-TD.

• Another 2020 rookie, WR James Proche II, made his mark as a punt returner, racking up 198 yards on 23 punt returns (8.6 avg.), earning PFWA All-Rookie special teams honors.

### RAVENS RETURNERS SCORE BIG

• Dating back to 2011, six different Ravens have returned punts for touchdowns: Michael Campanaro, Kaelin Clay, Tandon Doss, Cyrus Jones, Jacoby Jones and Lardarius Webb.





# DON MARTINDALE

## DEFENSIVE COORDINATOR

COLLEGE: DEFIANCE COLLEGE  
 BORN: 5/19/63, DAYTON, OH  
 EXP. (NFL/RAVENS): 17/10



**DON "WINK" MARTINDALE** is in his fourth season leading the Ravens' defense, which has continued its long-standing tradition of excellence by ranking consistently among the league's best defensive units. In 2020, Martindale's unit allowed the NFL's second-fewest points (18.9) and seventh-fewest yards (329.8) per game. Since Martindale was named defensive coordinator (2018), Baltimore has produced an NFL-best 12 defensive TDs (tied LAR) and has permitted both the league's fewest points per game (18.2) and total yards per game (307.8). Over the last three seasons (2018-20), Baltimore also leads the league in number of players to record a sack (33) and second-half points allowed (401), while ranking No. 2 in both fourth-down stops (41) and opponent QB rating (81.9). Martindale's 2019 group achieved a strong No. 4 ranking (300.6 ypg), helping the team to a franchise-best 14-2 record and second-straight AFC North Division title. The Ravens' 6 defensive TDs tied (with '06 and '08) for the second most in franchise history (2004 – 7) and also tied (TB) for the most in the NFL in 2019. After guiding his unit to a No. 1-overall ranking (allowed 292.9 ypg) in his first season as coordinator (2018), Martindale was recognized by *Sports Illustrated/MMQB* as the Assistant Coach of the Year and was the *AP* NFL runner-up (Bears DC Vic Fangio) for the same award. Baltimore established a modern-era mark by not allowing a second-half touchdown in the first six games of 2018. (The last team to do so was the 1934 Detroit Lions.) Baltimore was also among the best in other key defensive categories in 2018, including ranking third in third-down defense (34.1), fourth in rushing yards allowed (82.9 ypg) and fifth in passing yards permitted (210.0 ypg). The Ravens' 80.6 defensive passer rating stood second, only behind the Bears' 72.9 mark. Initially joining the Ravens in 2012, Martindale guided and helped grow a number of standout Ravens linebackers, most notably former ILB C.J. Mosley, who developed into one of the league's top linebackers, earning a lucrative contract with the New York


Jets in 2019. In 2017, the Ravens led the NFL in INTs (22), takeaways (34) and shutouts (3 – the most in a season since the 2003 Patriots). Over the past five seasons (2016-20), the Ravens have allowed the second-fewest points per game (18.7), recorded the fourth-most interceptions (75, tied with Pit. & Buf.) and posted the second-most takeaways (126, tied with NE) in the NFL. In 2016, Baltimore produced an NFL-high 18 INTs (tied, KC & SD). Following 2014, Mosley became the first rookie Raven to earn Pro Bowl honors and finished second in the *AP* NFL Defensive Rookie of the Year voting. In addition to Mosley, former Ravens LB Daryl Smith was a standout performer for Baltimore, becoming one of just two NFL players (Lavonte David) to post at least 350 tackles, 5 sacks, 5 INTs and 4 FFs from 2013-15. In 2013, Smith led the team with 123 tackles, also setting a Ravens' single-season record by a LB with 19 PD. In Martindale's first season in Baltimore (2012), he coached Hall of Famer Ray Lewis in his final season, helping the Ravens win Super Bowl XLVII.

**ADDITIONAL COACHING HIGHLIGHTS:** Martindale was the Broncos' defensive coordinator in 2010, guiding a defense that included two Hall of Famers in CB Champ Bailey and S Brian Dawkins. In 2009, he coached all four linebackers in Denver's 3-4 scheme. During that '09 campaign, former Ravens OLB Elvis Dumervil earned first-team All-Pro and Pro Bowl honors after registering an NFL-high 17 sacks. Martindale originally entered the NFL in 2004 and spent five years guiding the Oakland Raiders' LBs (2004-08). Prior to that, "Wink" coached 11 seasons in the collegiate ranks, including three years at the University of Cincinnati alongside then-assistant head coach John Harbaugh. Martindale also helped Western Kentucky and head coach Jack Harbaugh earn a Division I FCS National Championship in 2002.

**2012-20: (with Baltimore) 2020:** Ravens allowed the NFL's second-fewest points (18.9) and seventh-fewest yards (329.8) per game...They also forced a league-high 25 FFs and ranked

### COACHING BACKGROUND

YEARS	COLLEGE/PRO TEAM	POSITION
1986	Defiance College	Secondary
1987	Defiance College	Defensive Coordinator/Secondary
1988-93	High Schools	Defensive Coordinator
1994-95	Notre Dame	Defensive Assistant
1996	University of Cincinnati	Defensive Ends
1997-98	University of Cincinnati	Linebackers/Special Teams Coordinator
1999	Western Illinois	Defensive Coordinator/Linebackers
2001-02	Western Kentucky	Inside Linebackers/Special Teams Coord.
2003	Western Kentucky	Defensive Coordinator/Inside Linebackers
2004-05	Oakland Raiders	Inside Linebackers
2006-08	Oakland Raiders	Linebackers
2009	Denver Broncos	Linebackers
2010	Denver Broncos	Defensive Coordinator
2012-15	Baltimore Ravens	Inside Linebackers
2016-17	Baltimore Ravens	Linebackers
2018-21	Baltimore Ravens	Defensive Coordinator



# DON MARTINDALE

No. 2 in third-down defense (34.0%)...CB Marlon Humphrey (8 FFs, No. 1 in NFL) earned his second Pro Bowl, as did OLB Matthew Judon, while newcomer DE Calais Campbell earned his sixth trip...Rookie LB Patrick Queen posted a team-high 105 tackles, while he was also the NFL's only defender with at least 70 tackles, 3 sacks, 2 FFs, 2 FRs, 1 INT and 1 defensive TD. **2019:** Defense allowed the NFL's third-fewest points per game (17.6) and ranked fourth in yards per game (300.6) en route to a franchise-best 14-2 record... Ravens were the fifth-best run "D" (93.4 ypg) and No. 6 vs. the pass (207.2 ypg)...Humphrey (first), Judon (first), CB Marcus Peters (third) and S Earl Thomas III (seventh) earned Pro Bowl honors on defense...Judon led team with a career-high 9.5 sacks and 4 FFs, while Humphrey and Peters tied for the team lead with 3 INTs apiece. **2018:** Led the Ravens' defense to a No. 1 ranking (292.9 ypg allowed) in his first season as DC...It was the second time (2006) in team history the Ravens held the top spot...The AFC North division champs allowed the second-fewest points per game (17.9)...Recognized by *SI/MMQB* as Assistant Coach of the Year and was runner-up for the same award from the *AP*...LB C.J. Mosley (fourth), S Eric Weddle (sixth) and DT Brandon Williams (first) earned Pro Bowl honors. **2017:** Guided the linebackers for the NFL's sixth-ranked scoring defense (18.9 ppg)...Mosley earned his third Pro Bowl in four seasons, after tallying 132 total tackles, 11 TFL, 2 INTs (1 for a 63-yard TD), 1 sack, 3 FRs and 3 FFs. **2016:** Over a three-year period, Ravens were one of three teams (Den. & Sea.) to finish in the NFL's Top 10 in total defense in each year from 2014-16...Named the team's linebackers coach and helped guide Mosley to his second Pro Bowl campaign after producing 92 tackles (56 solo) and a career-high and team-leading (tied) 4 INTs...LB Zachary Orr led the team with a career-high 130 tackles, earning second-team All-Pro honors, before retiring on 1/20/17 due to a congenital spinal condition...Baltimore's defense finished first in the NFL with 18 INTs (tied, KC & SD). **2015:** Martindale helped Mosley total 116 tackles (76 solo), a career-high 4 sacks (-18 yards), 7 PD, 1 FF and 2 FRs...LB Daryl Smith led the team and ranked 10th in the NFL with 121 tackles (72 solo). **2014:** Mosley became the first rookie in Ravens history to earn Pro Bowl honors, finishing as the NFL's only player with at least 125 tackles, 3 sacks and 2 INTs...Smith registered 127 tackles, 1 sack, 1 INT and 2 FFs...Ravens allowed the NFL's sixth-fewest points (18.9 ppg) and eighth-fewest yards per game (336.9), also producing the NFL's No. 2 red zone defense (42.6%). **2013:** Smith, who was signed to help replace retired Hall of Fame ('18) LB Ray Lewis, turned in a stellar season, leading the team with 123 tackles, also setting a Ravens' single-season record by a LB with 19 PD (Ray Lewis, 13 in 2003)...Smith was also one of three NFL defenders to tally at least 100 tackles, 5 sacks and 3 INTs. **2012:** In his first season in Baltimore, Martindale tutored the inside linebackers, a group that was depleted by injuries, including Lewis, who missed 10 regular season games but returned and recorded an NFL-leading 51 postseason tackles (a franchise postseason record) and 1 PD for a defense that forced 10 turnovers en route to a victory in Super Bowl XLVII.



## DEFENSE UNDER MARTINDALE

Since Don Martindale was named DC in 2018, Baltimore's defense has excelled, leading the NFL in several key defensive categories:

- Points/GM Allowed .....18.2
- Defensive TDs ..... 12 (tied, LAR)
- Yards/GM Allowed.....307.8
- Opp. Comp. % .....60.3

**2009-10: (with Denver) 2010:** Was promoted to defensive coordinator...Hall of Fame CB Champ Bailey represented the team in the Pro Bowl, while Martindale also coached Hall of Fame S Brian Dawkins. **2009:** Joined the Broncos' coaching staff as linebackers coach and helped the Denver "D" rank seventh in the NFL (315.0 ypg)...Guided OLB Elvis Dumervil, who led the NFL with a then-team-record 17 sacks, to Pro Bowl and first-team All-Pro honors in his first year playing OLB.

**2004-08: (with Oakland) 2006-08:** Tutored the Raiders' linebackers, including 2005 draft pick Kirk Morrison, who along with 2006 draft pick Thomas Howard, led the LB corps...Morrison and Howard were two of the league's best at forcing turnovers, each tallying 7 INTs from 2006-08. **2006:** Oakland's defense ranked third overall (284.8 ypg) and first against the pass (150.8 ypg). **2004:** Entered the NFL coaching ranks as the Raiders' inside linebackers coach.

**2001-03: (with Western Kentucky) 2003:** Promoted to defensive coordinator/inside linebackers for the Hilltoppers, who were ranked sixth in yards allowed per game (283.7). **2002:** WKU won the Division I FCS National Championship. **2001:** Was hired by head coach Jack Harbaugh (John's father) as inside LBs/special teams coordinator.

**1999: (with Western Illinois)** Was defensive coordinator/linebackers coach...Tutored former Ravens 2001 draft pick and All-American LB Edgerton Hartwell.

**1996-98: (with University of Cincinnati) 1997-98:** Coached special teams/linebackers, including former Ravens LB Brad Jackson. **1996:** Joined the Bearcats' staff as the defensive ends coach, working alongside John Harbaugh, who was assistant head coach.

**1994-95: (with Notre Dame)** Spent two seasons as the defensive assistant for the Fighting Irish...Notre Dame earned trips to the Fiesta Bowl (1994) and Orange Bowl (1995)...During the 1994 season, coached with Dean Pees (former Ravens defensive coordinator), who was the Irish secondary coach.

**1988-93:** Was the DC for three high schools in Ohio, including his alma mater, Trotwood-Madison.

**1986-87: (with Defiance College)** Began coaching career at his alma mater as its secondary coach...Promoted to defensive coordinator/secondary in 1987.

**COLLEGE:** Played linebacker for Defiance College in Ohio... Earned a bachelor's degree in business education.

**PERSONAL:** Martindale was an All-State linebacker at Trotwood-Madison (Trotwood, OH) HS...He and his wife, Laura, have a daughter, Cassie, and a son, Ty...Cassie, who was a Ravens' marketing department intern in 2013, and her husband, Randy, have a newborn daughter, Gigi.







# GREG ROMAN

## OFFENSIVE COORDINATOR

COLLEGE: JOHN CARROLL  
 BORN: 8/19/72, ATLANTIC CITY, NJ  
 EXP. (NFL/RAVENS): 24/7



**GREG ROMAN** is in his third season as the Ravens' offensive coordinator. Under Roman's leadership, Baltimore's rushing attack has been superb. In 2020, the Ravens' run game finished No. 1 in the NFL (191.9 ypg) for the second-straight season and produced the third-most yards (3,071) in a 16-game NFL season. (The Ravens own two of the Top 3 marks, setting the single-season rushing record in 2019 with 3,296.) Entering 2021, Baltimore has rushed for 100+ yards in 39-straight games, posting the second-longest streak in pro football history. Since 2018, the Ravens have averaged the most rushing yards per game (183.5) and scored the most ground TDs (64) in the NFL. In 2020, Baltimore also registered an NFL-best six games with at least 200 rushing yards, including a franchise record 404-yard output in Week 17's victory at Cincinnati. The Ravens' 24 rushing TDs in 2020 set a new single-season franchise record. In his first season at the helm (2019), Roman led Baltimore's attack to record-setting heights, ultimately earning him NFL Assistant Coach of the Year honors. The "revolutionary" Ravens posted the best offensive season in team history, helping Baltimore to a franchise-best 14-2 record. Led by 2019 unanimous NFL MVP QB Lamar Jackson, the Ravens ranked No. 1 in points (33.2) and rushing yards (206.0) per game, while they finished No. 2 in total yards (407.6). The Ravens set a new NFL single-season rushing record (3,296), besting the 1978 Patriots (3,165). Baltimore became the first team ever to average 200 passing and 200 rushing yards per game in a season. The 2019 Ravens also set season team records for TDs (64), points (531), net yards (6,521), rushing yards (3,296), first downs (386) and fewest turnovers (15). Jackson accounted for a league-high 43 total TDs, including an NFL-best (and franchise-record) 36 passing scores. Jackson also rushed for 1,206 yards (sixth most in the league), setting a new NFL single-season record by a QB. TE Mark Andrews had 10 receiving TDs, ranking No. 1 among all NFL tight ends and tying (WR Cooper Kupp) for second by all players. RB Mark Ingram II posted 15 total TDs,

tying a single-season team record (Ray Rice, 2011) and ranking fourth overall in the NFL. In 2018, Roman coached a young group of tight ends, all of whom played a role in the team's offense. Rookie Andrews (third-round draft pick) ranked No. 1 among rookie NFL tight ends in receiving yards (552) and No. 3 in receptions (34). In Roman's first season (2017) back with the team, the offense made significant strides, particularly in the latter part of the year. Following that season, Roman was promoted to assistant head coach/tight ends coach. Since his first term in Baltimore (2006-07), Roman became a successful NFL offensive coordinator both in San Francisco (2011-14) and Buffalo (2015-16). With each team, Roman worked with NFL QBs who, at the time, totaled their highest single-season passer ratings under his guidance: SF's Alex Smith (104.1 in 2012) and Colin Kaepernick (98.3 in 2012) and Buffalo's Tyrod Taylor (99.4 in 2015). (Smith eclipsed his own mark while with KC in 2017 - 104.7.)

**ADDITIONAL COACHING HIGHLIGHTS:** Roman has 24 years experience coaching in the NFL for five teams, including as offensive coordinator for three of them. With Roman as OC, San Francisco earned three-straight trips to the NFC Championship game (2011-13) and a Super Bowl appearance against the Ravens in 2012. As the Bills' OC, Roman helped Buffalo's run game excel in 2015, as it led the NFL with 152.0 rushing yards per game and 4.78 yards per carry.

**2017-20: (with Baltimore) 2020:** For the second-straight season, the Ravens rushing attack led the NFL with 3,071 yards on the ground (191.9 ypg)...The team registered an NFL-best six games with at least 200 rushing yards, including a franchise-record 404-yard output in Week 17's victory at Cincinnati...Rookie RB J.K. Dobbins set a team rookie record with 9 TDs...For the second-straight year, Baltimore had three players – QB Lamar Jackson (1,005), Dobbins (805) & RB Gus Edwards (723) – rush for over 700 yards each (the 2020 Ravens joined the 2019 Ravens and 2011 Panthers as the only teams

### COACHING BACKGROUND

YEARS	COLLEGE/PRO TEAM	POSITION
1995	Carolina Panthers	Defensive Quality Control/Strength & Cond. Asst.
1996	Carolina Panthers	Defensive Assistant
1997-98	Carolina Panthers	Offensive Quality Control
1999-2000	Carolina Panthers	Offensive Assistant
2001	Carolina Panthers	Assistant Offensive Line
2002-03	Houston Texans	Tight Ends
2004-05	Houston Texans	Quarterbacks
2006-07	Baltimore Ravens	Assistant Offensive Line
2009	Stanford	Tight Ends/Offensive Tackles/Running Game Coor.
2010	Stanford	Assoc. Head Coach/Asst. Head Coach
2011-14	San Francisco 49ers	Offensive Coordinator
2015-16	Buffalo Bills	Offensive Coordinator
2017	Baltimore Ravens	Senior Offensive Assistant/Tight Ends Coach
2018	Baltimore Ravens	Assistant Head Coach/Tight Ends Coach
2019-21	Baltimore Ravens	Offensive Coordinator



# GREG ROMAN

ever with three 700-yard rushers in a season). **2019:** Ravens posted the best offensive season in team history, producing a franchise-best 14-2 record and AFC North Division title...Led by 2019 NFL MVP Jackson, the Ravens ranked No. 1 in points (33.2) and rushing yards (206.0) per game, while they were ranked No. 2 in total yards (407.6)...Baltimore became the first team ever to average 200 passing and 200 rushing yards per game in a season...The 2019 Ravens also set season team records for TDs (64), points (531), net yards (6,521), rushing yards (3,296), first downs (386) and fewest turnovers (15)...Earned NFL Assistant Coach of the Year honors. **2018:** Rushing attack (152.6 ypg) finished No. 2 in the NFL, as Ravens won AFC North...TEs group recorded the then-most total yards (5,999) in franchise history...Rookie TE Mark Andrews (third-round draft pick) ranked No. 1 among rookie NFL tight ends in receiving yards (552) and No. 3 in receptions (34). **2017:** Run game improved from 28th-ranked unit in 2016 (91.4 ypg) to 11th (116.0 ypg)...In the final nine games, Ravens scored the NFL's second-most points per contest (29.4), had the fewest giveaways (5) and allowed the second-fewest sacks (10).

**2015-16: (with Buffalo) 2015:** Helped Buffalo's offensive attack excel in his first year guiding the unit...Buffalo (whose rushing unit was 25th in '14) led the NFL in rushing yards (152.0 ypg), yards per rush (4.78), big-play TDs (24 of 20+ yards) and outside the red zone points scored (194)...Bills sent four offensive players to the Pro Bowl: QB Tyrod Taylor, C Eric Wood, G Richie Incognito and RB LeSean McCoy...Taylor became the third QB in NFL history to combine for a passer rating over 99 and average over 40 rushing yards per game in a single season.

**2011-14: (with San Francisco)** Was the 49ers' OC for four seasons (49-14 record)...SF played in the NFC Championship game three years in a row (2011-13), earning a Super Bowl bid vs. Ravens in 2012. **2012:** Roman guided the 49ers' offense to a No. 11-overall ranking (361.8 ypg), including third in both total yards per play (5.97) and rushing yards per carry (5.06)...49ers set a franchise record with 621 total yards vs. Buffalo (10/7), becoming the only team in NFL history to rush for 300+ yards and throw for 300+ yards in the same game. **2011:** Team earned a 13-3 record and committed just 10 turnovers (5 fumbles and 5 interceptions), which tied (NE, 2010) for the then-fewest in

NFL single-season history (NO committed an NFL-record-low 8 in 2019)...Was invited by head coach Jim Harbaugh to join him in San Francisco as the team's offensive coordinator.

**2009-10: (with Stanford)** Spent two seasons coaching under Jim Harbaugh. **2010:** Was promoted, adding associate head coach and assistant head coach to his title...Orchestrated the Cardinal offense in 12-1 campaign, culminating in an Orange Bowl victory. **2009:** Hired as running game coordinator, also working with the TEs and tackles.

**2006-07: (with Baltimore)** Spent two seasons assisting the Ravens' offense. **2006:** Baltimore won the AFC North with a then-franchise-best 13-3 record, earning a first-round playoff bye...T Jonathan Ogden earned his 10th-straight Pro Bowl, and the Ravens allowed a single-season franchise-low 17 sacks...Was named the Ravens' assistant O-line coach.

**2002-05: (with Houston) 2004:** Transitioned to quarterbacks coach and guided former No. 1-overall pick David Carr to his best NFL season. **2002:** Joined the expansion Texans as their tight ends coach.

**1995-2001: (with Carolina)** Spent seven seasons with the Panthers, working with a variety of positions including the DBs, LBs and offensive linemen. **1995:** Entered the coaching ranks as an assistant with the expansion Panthers.

**COLLEGE:** Roman, a three-year letter-winner and two-year starting defensive lineman at John Carroll University, earned All-Ohio Conference honorable mention as a senior (1993)...The Blue Streaks earned a share of the '93 OAC championship...While at John Carroll, Roman helped launch Project H.O.P.E. (Helping Others Through Physical Education) for the developmentally disabled in NE Ohio....In 2021, along with his former teammate, Matt Canning, Roman made a generous gift commitment to his alma mater to form the Roman-Canning Award for Student Athlete Service, which will be awarded annually and will recognize one senior student-athlete who has demonstrated a commitment to serving others while distinguishing herself or himself as an outstanding example of servant leadership amongst student athletes at John Carroll.

**PERSONAL:** Roman was an All-South Jersey guard at Holy Spirit (Absecon, NJ) HS...Greg and his wife, Dana, have three children: Connor, Gregory and Emily Grace.

## RAVENS RUSHING ATTACK

The Ravens rushing attack under Greg Roman has been superb, ranking in the top of several categories and setting two of the NFL's top single-season team marks in the past two seasons (3,296 in '19 and 3,071 in '20).

### NFL RUSHING RANKINGS / 2018-20 (Since Lamar Jackson's Rookie Season)

Rk.	Team	YPG	Att.	Yards	Avg.	TDs
1.	Baltimore Ravens	183.5	1,698	8,808	5.19	64
2.	Tennessee Titans	144.5	1,420	6,936	4.88	62
3.	Seattle Seahawks	140.2	1,426	6,731	4.72	45

### NFL RUSHING RANKINGS / 2020

Rk.	Team	YPG	Att.	Yards	Avg.	TDs
1.	Baltimore Ravens	191.9	555	3,071	5.53	24
2.	Tennessee Titans	168.1	521	2,690	5.16	26
3.	Cleveland Browns	148.4	495	2,374	4.80	21

### MOST CONSECUTIVE GAMES W/ 100+ RUSHING YARDS (Pro Football History / Regular Season)

Rk.	Team	Consec. Games	Season Span
1.	Pittsburgh Steelers	43	1974-77
2.	Baltimore Ravens	39	2018-present*
3.	Detroit Lions	38	1935-39

### 200-YARD RUSHING GAMES / 2020

Rk.	Team	200-Yard Games
1.	Baltimore Ravens	6
2.	Tennessee Titans	5
3.	Cleveland Browns	4

\*entering 2021





# RICHARD ANGULO

## ASSISTANT OFFENSIVE LINE COACH

COLLEGE: WESTERN NEW MEXICO  
BORN: 8/13/80, SANTA ANA, CA  
EXP. (NFL/RAVENS): 14/8 (6 PLAYING / 8 COACHING)



**RICHARD ANGULO** is in his eighth year with the Ravens and his fifth as the team’s assistant offensive line coach. In 2020, Angulo helped guide an offensive line that blocked for the NFL’s No. 1-ranked rushing attack (191.9 ypg), which averaged a league-high 5.53 yards per carry, produced the third-most rushing yards (3,071) in a 16-game NFL season and recorded a franchise-record 24 rushing TDs. The Ravens also owned the seventh-best scoring offense (29.3 ppg) and fourth-best third-down offense (48.8%). During the season-ending five-game winning streak to earn a playoff berth, Baltimore’s league-best rushing attack gained the most rushing yards (1,337) over a five-game stretch of an NFL single season since the 1950 Giants (1,369). In 2019, the Ravens ranked No. 1 in points (33.2) and rushing yards (206.0) per game, while they finished No. 2 in total yards (407.6) en route to a franchise-best 14-2 record and a second-straight AFC North title. With help from the outstanding play of the O-line, the Ravens set a new NFL single-season rushing record (3,296), besting the 1978 Patriots (3,165). Baltimore became the first team ever to average 200 passing and 200 rushing yards per game in a season. The 2019 Ravens also set season team records for TDs (64), points (531), net yards (6,521), rushing yards (3,296), first downs (386) and fewest turnovers (15). In 2018, Baltimore boasted the NFL’s No. 2 rushing attack (152.6 ypg), while also racking up the second-most rushing yards (2,441) in franchise history, which currently stands as the fourth most in Ravens single-season history. Impressively, the Ravens also produced a then-franchise-record 5,999 total yards. From 2015-16, Angulo served as Baltimore’s tight ends coach after being promoted from his original position of offensive coaching intern (2014). In 2016, Angulo guided the Ravens’ deep tight ends corps, highlighted by TE Dennis Pitta, who led the NFL in receptions (86) by a tight end and produced the second-most (tied, WR Derrick Mason - 2005) catches in Ravens single-season history. In 2015, Angulo helped lead a young TEs group that contributed to the league’s eighth-best passing attack (266.9 ypg) and a franchise record in net passing yards (4,271). During his

first season in Baltimore as an offensive coaching intern, he helped provide statistical analysis, self-scouting reports and breakdowns of opposing defenses.

**ADDITIONAL CAREER HIGHLIGHTS:** Angulo spent two years (2012-13) at Trinity International University as the Trojans’ offensive line/strength and conditioning coach. Angulo also has six years of NFL playing experience as a tight end. He was originally a seventh-round draft pick of the St. Louis Rams in 2003 and spent time with the Vikings (2004-06), Bears (2006) and Jaguars (2007-08).

**2014-20: (with Baltimore) 2020:** Baltimore finished with the NFL’s best rushing attack (191.9 ypg), which averaged a league-high 5.53 yards per carry, produced the third-most rushing yards (3,071) in a 16-game NFL season and tallied a franchise-record 24 rushing TDs...Ravens owned the seventh-best scoring offense (29.3 ppg) and fourth-best third-down offense (48.8%)...During the season-ending five-game winning streak to earn a playoff berth, Baltimore’s league-best rushing attack gained the most rushing yards (1,337) over a five-game stretch of an NFL single season since the 1950 Giants (1,369)...Earning his second-consecutive Pro Bowl nod, Orlando Brown Jr. started the season’s first seven games at right tackle and the last nine at left tackle while filling in for an injured T Ronnie Stanley. **2019:** Ravens ranked No. 1 in points (33.2) and rushing yards (206.0) per game, while they finished No. 2 in total yards (407.6) en route to a franchise-best 14-2 record and a second-straight AFC North title...Ravens set a new NFL single-season rushing record (3,296), besting the 1978 Patriots (3,165)...Baltimore became the first team ever to average 200 passing and 200 rushing yards per game in a season...G Marshal Yanda capped an illustrious career with his eighth Pro Bowl nod, while T Ronnie Stanley and T Orlando Brown Jr. both earned their first Pro Bowls. **2018:** Posting the NFL’s No. 2 rushing attack (152.6 ypg), the Ravens racked up the then-second-most rushing yards (2,441) in franchise history...Baltimore also produced a then-franchise-record 5,999 total yards,

### COACHING BACKGROUND

YEARS	COLLEGE/PRO TEAM	POSITION
2012-13	Trinity International University	Offensive Line/Strength and Conditioning
2014	Baltimore Ravens	Coaching Intern (Offense)
2015-16	Baltimore Ravens	Tight Ends
2017-21	Baltimore Ravens	Assistant Offensive Line



## RICHARD ANGULO

en route to winning the AFC North title...Yanda earned his seventh Pro Bowl nod. **2017:** Helped guide an offensive line that permitted the league's seventh-fewest sacks (27, tied Vikings)...Over the last nine games of the season, Baltimore averaged the league's second-most points per contest (29.4). **2016:** TE Dennis Pitta ranked No. 1 in the NFL in catches (86) by a tight end, while his 86 receptions also stand as the most by a TE in Ravens single-season history and tie (Derrick Mason, 2005) for second overall...Pitta also finished with a career-high 729 receiving yards. **2015:** Helped guide a young TEs group led by Crockett Gillmore, who set career highs in receptions (33), receiving yards (412) and receiving TDs (4) before being placed on Injured Reserve (back)...TE Maxx Williams broke Ravens rookie tight end marks in receptions (32) and receiving yards (268), which were surpassed by TE Mark Andrews in 2018. **2014:** Entered the NFL coaching ranks as an offensive coaching intern...Ravens set then-franchise records in total points (409) and total yards (5,838)...Also permitted 19 sacks, the second fewest in team history (17 in 2006) and in the NFL.

**2012-13: (with Trinity International)** Spent two seasons as the offensive line/strength and conditioning coach at Trinity International. **2013:** RB Chris Elliott posted his second-consecutive 1,000-yard rushing season, becoming the first back in school history to accomplish the feat...QB Steven

Anderson became TIU's all-time leader in passing yards. **2012:** Joined the Trojans and helped the offense rank 10th nationally in the NAIA, averaging 446.0 yards per game.

**NFL PLAYER: (2003-08)** Six-year NFL veteran who played for four teams...Appeared in 27 career games (six starts) and recorded 17 catches for 155 yards (9.1 avg.) and 1 TD in his career. **2007-08: (Jacksonville)** Posted career highs with the Jaguars, appearing in 20 games (six starts) and totaling 16 catches for 144 yards and 1 TD in two seasons. **2004-06: (Minnesota/Chicago)** Played in two games with the Vikings in 2006, recording 1 catch for 11 yards. **2003: (St. Louis)** Originally drafted in the seventh round by the Rams but did not play in any regular season games.

**COLLEGE:** Played TE at Western New Mexico, where he originally joined the Mustangs as a walk-on...Angulo was the first player in school history to be drafted or make an NFL active roster...Earned a bachelor's degree in rehabilitation.

**PERSONAL:** Attended Sandia (Albuquerque, NM) HS, where he lettered in football and basketball...During the 2013 offseason, took part in the Bill Walsh NFL Minority Coaching Fellowship with the Minnesota Vikings...Began his coaching career with a brief stint as TEs coach at Lake Forest (IL) College before joining Trinity...He and his wife, Michelle, have a daughter, Adriana (8).

### 2020 OFFENSIVE NUMBERS TO RAVE ABOUT

- 3** – Times in NFL history three teammates each rushed for 700 yards in a season, including QB Lamar Jackson (1,005), RB J.K. Dobbins (805) and RB Gus Edwards (723) in 2020.
- 9** – Rushing TDs by RB J.K. Dobbins in 2020, setting a Ravens' rookie record.
- 24** – Rushing TDs by the Ravens in 2020, setting a new franchise record.
- 31** – Rushes of 20-plus yards by the Ravens in 2020, marking the most in the NFL. It also stands as the second-highest NFL single-season total of 20-plus rushes since 1991 (when data became available), trailing only the 2012 Vikings (33).







# JASON BROOKS

## ASST. DEFENSIVE LINE / QUALITY CONTROL COACH

COLLEGE: MIDDLE TENNESSEE STATE  
 BORN: 1/9/78, AMHERST, MA  
 EXP. (NFL/RAVENS): 6/5



**JASON BROOKS** rejoined the Ravens in 2021, his second tenure with the team, as assistant defensive line/quality control coach. Brooks initially spent four seasons (2009-12) in Baltimore as an offensive quality control coach and offensive assistant, where he worked closely with the team's wide receivers and running backs. He was part of a Ravens' team that defeated San Francisco in Super Bowl XLVII (2012). Brooks most recently served as the defensive line coach at Charleston Southern University (2019-20). He also held assistant positions with Colby College (2017-18) and Florida International (2013-16). Prior to his first stint in Baltimore, Brooks was the wide receivers coach at Norwich University (2008) and a scouting assistant with the Miami Dolphins (2007) in his initial NFL experience.

**2019-20 (with Charleston Southern): 2019:** Brooks' defensive line helped set a new single-season school sack record (35), while also posting the conference's sixth-most tackles for loss (95), en route to three Buccaneers defenders earning first-team All-Big South honors.

**2017-18 (with Colby):** Spent two seasons as an assistant.

**2013-16 (with Florida International):** Spent four seasons working with the tight ends, while also leading the defensive backs and special teams unit. **2015:** Took over the tight ends group, which was led by current Patriots TE Jonnu Smith. **2014:** Guided the secondary, which helped the defense set a school record for INT-TDs (5) and rank second nationally in both takeaways (33) and defensive touchdowns (6)...Helped the Panthers improve from No. 11 to No. 3 in Conference USA in total defense from 2013-14.

**2009-12 (with Baltimore):** Served as an offensive assistant, working closely with the team's WRs and RBs...Responsibilities also included the coordination and coaching of the Ravens' defensive scout team, assisting with the special teams scout squad, film breakdown and self-scouting reports...Was a member of the Super Bowl XLVII Champion Ravens (2012).

**2008 (with Norwich):** Served as WRs coach in a spread, no-huddle offense...Coached the gunners on the punt team and cornerbacks on the punt block team...Assisted in coordinating

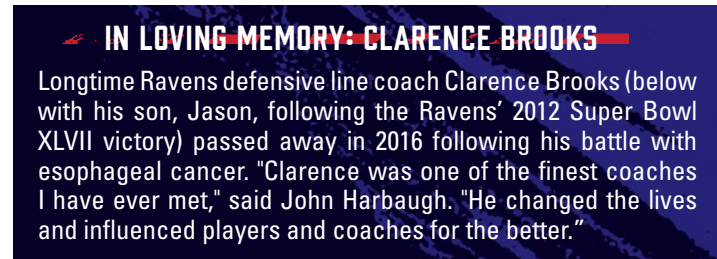
the scout kickoff coverage and KOR teams...Coordinated and assisted in coaching the defensive scout team.

**2007 (with Miami):** As a scouting assistant, oversaw video library maintenance, logging all college and NFL film, also utilizing the team's video scouting tools to create film study for the player personnel department and coaching staff...Involved in the NFL Draft and free agency process by generating and compiling information on eligible and available players. **(with Massachusetts):** Coached the safety position and served as assistant defensive backs coach during spring drills (April-June)...Coached the gunners on the punt team.

**2006 (with Middle Tennessee State):** Launched his coaching career as a student assistant coach...Worked with the running backs and special teams units and helped guide the Blue Raiders to the Sun Belt Championship and an appearance in the Motor City Bowl.


**COLLEGE:** Graduated from Middle Tennessee State with a B.S. in physical education, with an emphasis in athletic coaching...Served as a student assistant with the Blue Raiders, working primarily with the team's running backs and special teams unit...Also attended Cuyahoga CC in Cleveland.

**PERSONAL:** Attended Grayslake Community (IL) HS...Jason's late father, Clarence, coached 24 years in the NFL and 17 years collegiately...One of the most popular Ravens coaches in team history, Clarence served as Baltimore's defensive line coach from 2005-15...The pair was the first father-son combo to coach together on a Super Bowl-winning team in Super Bowl XLVII...Jason and his wife, Sandy, have a daughter, Aviana (8) and a son, Avery (6).



### COACHING BACKGROUND

YEARS	COLLEGE/PRO TEAM	POSITION
2006	Middle Tennessee State	Student Assistant Coach
2007	Massachusetts	Assistant Defensive Backs
2007	Miami Dolphins	Scouting Assistant
2008	Norwich University	Wide Receivers
2009-10	Baltimore Ravens	Assistant to the Offense
2011-12	Baltimore Ravens	Offensive Quality Control
2013-16	Florida International	Special Teams Coach, DBs & TEs
2017-18	Colby College	Assistant Coach
2019-20	Charleston Southern	Defensive Line Coach
2021	Baltimore Ravens	Assistant Defensive Line/Quality Control





# RANDY BROWN

## SPECIAL TEAMS COACH

COLLEGE: CATAWBA  
 BORN: 7/30/67, MARLTON, NJ  
 EXP. (NFL/RAVENS): 18/14



**RANDY BROWN** enters his 14th season coaching the Ravens' specialists. Brown has worked with John Harbaugh since Brown began coaching with the Eagles (2004-05). Originally joining Baltimore in 2008 as a kicking consultant, Brown has helped coach five Pro Bowl Ravens: LS Morgan Cox (2015, 2016, 2019-20), K Justin Tucker (2013, 2016, 2019-20), P Sam Koch (2015), K Billy Cundiff (2010) and K Matt Stover (last kicked for the Ravens in 2008 but earned All-Star honors in 2000 prior to Brown's arrival). Under his guidance, Tucker ranks as the most accurate kicker in NFL history (291-of-321, 90.7%), while Koch holds Ravens records for punts inside the 20 (427) and gross (45.3) and net (39.7) punting averages. Since his initial NFL campaign in 2012 (Baltimore's Super Bowl XLVII Championship season), Tucker owns the NFL's most FGM (291) and most points (1,223)...Koch and Cox each earned their first-career Pro Bowl nods in 2015 after producing the NFL's second-best net (42.9) and ninth-best gross (46.7) punting averages. In the annual special teams DVOA (Defense-adjusted Value Over Average) ratings from *Football Outsiders*, a popular metric for analyzing and comparing each play to the league average based on a number of variables, Baltimore has finished in the Top 10 every year since 2012, including a Top 6 finish in seven-consecutive seasons (2012-18) and a Top 3 finish in four-consecutive seasons (2012-15). Since Coach Brown arrived in Baltimore in 2008, the Ravens have finished with the No. 1 special teams DVOA rating in an NFL-high three seasons (2012, 2015, 2017).

**ADDITIONAL COACHING HIGHLIGHTS:** A former mayor in New Jersey, Brown spent time coaching with the Eagles and also as a consultant for various pro teams and college teams, including the Chicago Bears and Tennessee-Chattanooga.

**2008-20: (with Baltimore) 2020:** Specialists Morgan Cox and Justin Tucker each earned their fourth-career Pro Bowl nod... Cox snapped on all 51 punts by Sam Koch, who produced a 44.5 gross average and 42.5 net average... Koch was the NFL's only punter to place at least 20 punts (22) inside in the 20-yard line and have no more than 1 touchback... Tucker connected

on 26-of-29 (89.7) FGAs and 52-of-53 (98.1) PATs, finishing with at least 130 points for his fifth-consecutive season, which tied an NFL record of consecutive seasons with 130-plus points (Stephen Gostkowski, 2011-15 & David Akers, 2008-12). **2019:** Mentored the team's outstanding specialists, including All-Pro K Justin Tucker, who connected on 28-of-29 FGAs (96.6%), scoring a franchise-record 141 points for the fourth-straight season...Tucker is was the NFL's only kicker to surpass the 140-point mark in each of the past four years each year from 2016-19...In Week 6, Tucker became the fastest pure kicker in NFL history (118 games) to score 1,000 career points...Tucker (third) and LS Morgan Cox (third) were Pro Bowlers. **2018:** Tucker earned first-team All-Pro honors after connecting on 35-of-39 FGA and scoring a franchise-record 141 points for the third-straight season...Tucker became the first kicker in NFL history to produce six seasons with 30-plus FGM and fastest to reach 900 career points (107 games). **2017:** Tucker earned second-team All-Pro honors after connecting on 34-of-37 FGAs and tying his franchise record of 141 total points... Tucker scored his 800th-career point, becoming the fastest pure kicker in league history to reach the milestone...P Sam Koch placed a league-leading 40 punts inside the 20, adding an NFL-best 16 punts inside the 10. **2016:** Tucker connected on a league-best 38-of-39 FGAs, posting the then-fifth-best percentage in NFL single-season history...He made 35-straight FGs at one point...An NFL single-season record 24 of Tucker's 38 FGs made came from 40 yards or beyond, while his 10 FGs of 50-plus yards are tied (Blair Walsh, 2012 & Brian McManus, 2020) for most in NFL history...Tucker was a perfect 10-for-10 from 50 yards and out, earning first-team All-Pro and Pro Bowl honors. **2015:** Baltimore's special teams ranked No. 1 in the NFL by Rick Gosselin of *The Dallas Morning News* and produced two Pro Bowlers in Koch and Cox...Koch registered 42.9 net and 46.7 gross averages, ranking second and ninth in the NFL, respectively...Tucker tied for second in the NFL with 33 FGM, including 3 game-winning boots. **2014:** Tucker tallied 129 points, converting 29 of 34 attempts...Koch produced the NFL's No. 3 gross (47.4) and

### COACHING BACKGROUND

YEARS	COLLEGE/PRO TEAM	POSITION
1989	Catawba College	Kicking Coach
1990-93	Cherokee (NJ) High School	Special Teams Coordinator
1994-97	Holy Cross (NJ) High School	Special Teams Coordinator
1998-2000	Chicago Bears	Kicking Coach
2000-02	Multiple College/Pro Teams	Kicking Consultant
2003	Tennessee-Chattanooga	Special Teams Coordinator
2004-05	Philadelphia Eagles	Kicking Coach
2008-18	Baltimore Ravens	Kicking Consultant
2019	Baltimore Ravens	Assistant Special Teams
2020-21	Baltimore Ravens	Special Teams





# RANDY BROWN

No. 1 net (43.3) averages, both setting Ravens' single-season records. **2013:** Tucker earned his first-career Pro Bowl nod and set team records in FGM (38), FGAs (41) and points (140, since broken), hitting 33-straight FGs at one point. **2012:** As a rookie, Tucker converted 30-of-33 FGAs, and Koch posted a 40.8 net average, en route to Baltimore's Super Bowl victory. **2011:** K Billy Cundiff recorded a career-high 122 points, also registering 44 touchbacks. **2010:** Cundiff, who earned his first Pro Bowl, tied an NFL mark with 40 touchbacks (since kickoffs moved back to the 30-yard line) and connected on 26-of-29 FGAs...Koch, whose 39 punts inside the 20 ranked No. 2 in the NFL, was named a Pro Bowl alternate. **2008:** Joined the Ravens as a kicking consultant.

**2004-05: (with Philadelphia) 2004:** Helped coach Eagles K David Akers, who earned his third Pro Bowl after hitting 27-of-32 FGAs and 41-of-42 PATs...P Dirk Johnson registered 42.1 gross and 37.4 net averages.

**2003: (with Tennessee-Chattanooga)** The Mocs produced a school-record 1,336 yards on 65 KORs and set a single-game conference record with 259 KOR yards vs. Vanderbilt.

**2000-02: (with multiple pro and college teams)** Served as a kicking consultant for various pro and college teams, while running several national kicking camps.

**1998-2000: (with Chicago) 1998:** K Jeff Jaegar produced 90 points by converting 21-of-26 FGAs...P Todd Sauerbrun posted 49.4 gross and 42.1 net averages.

**COLLEGE:** Was a four-year letterman (1985-88) at placekicker for Catawba, where he posted 234 points in his career... Earned NAIA All-America recognition, All-South Atlantic Conference honors and Academic All-American accolades in 1988...Set five Catawba kicking records and was a 2008 inductee into the school's Hall of Fame.

**PERSONAL:** Brown was elected mayor of Evesham Township, NJ, in 2007, a post he held until 2018...Has worked in TV and radio broadcasting, including with Comcast SportsNet, WIP Radio and ESPN Radio in Philadelphia...Prepped at Cherokee (Marlton, NJ) HS, where he played football, baseball and soccer...He and his wife, Trisha, have two daughters, Ryan (15) and Mackenzie (13), and a son, Tyler, who is a special teams quality control coach with the Philadelphia Eagles.

## TUCKER RANKS NO. 1

K Justin Tucker, the most accurate kicker in NFL history, owns a 90.7% success mark. In 2020, for the fifth-consecutive season, he eclipsed 130 points scored. The five-straight seasons with at least 130 points tie an NFL record (Stephen Gostkowski, 2011-15 & David Akers, 2008-12).

### BEST CAREER FIELD GOAL PERCENTAGE (NFL History / Min. 100 Att.)

Rk.	Player	FGM	FGA	Pct.
1.	Justin Tucker (Bal.)	291	321	90.7
2.	Harrison Butker (KC)	121	134	90.3
3.	Josh Lambo (SD/Jax.)	128	144	88.9
4.	Chris Boswell (Pit.)	146	166	88.0
5.	Wil Lutz (NO)	142	164	86.6

### MOST CONSECUTIVE SEASONS WITH 130-PLUS POINTS (NFL History)

Rk.	Player (Team)	Consecutive Seasons	Years
1.	Justin Tucker (Bal.)	5	2016-20
	Stephen Gostkowski (NE)	5	2011-15
	David Akers (Phi./SF)	5	2008-12
4.	Wil Lutz (NO)	4	2016-19





# JOE D'ALESSANDRIS

## OFFENSIVE LINE COACH

COLLEGE: WESTERN CAROLINA  
 BORN: 4/29/54, SEWICKLEY, PA  
 EXP. (NFL/RAVENS): 13/5



**JOE D'ALESSANDRIS** (pronounced dell-ah-SAN-dress), a 43-year coaching veteran, enters his fifth season as Baltimore's offensive line coach. "Joe D" has extensive experience guiding and developing linemen, both in the collegiate ranks and pros. In his four full seasons in Baltimore, D'Alessandris has mentored several young offensive linemen, including Pro Bowlers Ronnie Stanley and Orlando Brown Jr., who made the switch to left tackle in 2020 after Stanley suffered a season-ending ankle injury in Week 8 vs. Pit. That season, the Ravens finished as the NFL's top-rated rushing attack (191.9 ypg) for the second-straight season and registered the third-most rushing yards (3,071) in a 16-game season. The Ravens' 24 rushing TDs ranked third in the NFL and set a new single-season franchise record. Entering 2021, Baltimore has rushed for 100+ yards in 39-straight games, marking the second-longest streak in pro football history. Since transitioning into the NFL in 2008, D'Alessandris has mentored players for the Chiefs, Bills, Chargers and Ravens. Prior to his time in the NFL, he tutored players in the NCAA, Canadian Football League and World League.

**2017-20: (with Baltimore) 2020:** Baltimore finished with the NFL's No. 1 rushing attack (191.9 ypg) and an NFL-best six games with at least 200 rushing yards, including a franchise record 404-yard output in Week 17's victory at Cincinnati... The Ravens' 3,071 rushing yards are the third most in a 16-game NFL season... RT Orlando Brown Jr. started 10 games at left tackle and earned his second Pro Bowl honor after LT Ronnie Stanley suffered a season-ending ankle injury in Week 8. **2019:** Ravens ranked No. 1 in points (33.2) and rushing yards (206.0) per game, while they finished No. 2 in total yards (407.6) en route to a franchise-best 14-2 record and a second-straight AFC North title... Ravens set a new NFL single-season rushing record (3,296), besting the 1978 Patriots (3,165)... Baltimore became the first team ever to average 200 passing and 200

rushing yards per game in a season... Three Ravens O-linemen earned Pro Bowl honors: RT Orlando Brown Jr. (1st), LT Ronnie Stanley (1st) and RG Marshal Yanda (8th). **2018:** Coached an O-line that helped Baltimore produce the NFL's No. 2 rushing attack (152.6 ypg) and record the then-second-most rushing yards (2,441) in Ravens history... Baltimore also posted a then-franchise-record 5,999 total yards... RG Marshal Yanda earned his seventh Pro Bowl, helping the team earn the AFC North division title. **2017:** Baltimore finished ninth in points (24.7 ppg) and seventh (tied) in both fewest giveaways (17) and sacks allowed (27) despite early season injuries on the O-line.

**2013-15: (with San Diego)** Led the Chargers' O-line for three seasons, developing talented linemen LT King Dunlap and G/T D.J. Fluker, who signed as a free agent with the Ravens in May 2020. **2014:** Despite being riddled with injuries, the line protected QB Philip Rivers, who threw for 4,286 yards and 31 TDs. **2013:** Chargers made the playoffs and allowed only 30 sacks, tying for the NFL's fourth fewest... Team also ran for over 100 yards in 12 of 16 games.

**2010-12: (with Buffalo)** Spent three seasons as the O-line coach, during a span in which the Bills allowed the NFL's fifth fewest sacks (87)... Buffalo also registered the league's fourth-best rushing average (4.75). **2012:** Buffalo produced the NFL's No. 6 ground attack (138.6 ypg)... RB C.J. Spiller rushed for 1,244 yards. **2011:** Bills led the NFL in fewest sacks allowed (23), which also marked Buffalo's third fewest during a 16-game season... RB Fred Jackson (934) and Spiller (561) combined to produce 1,495 rushing yards and 10 TDs. **2010:** Hired as O-line coach and tutored a unit that helped Jackson rush for 927 yards.

**2008-09: (with Kansas City)** Spent two seasons as assistant O-line coach. **2009:** G Brian Waters earned his first Pro Bowl, and RB Jamaal Charles collected his first 1,000-yard rushing season. **2008:** Made his NFL coaching debut with the Chiefs.

### COACHING BACKGROUND

YEARS	COLLEGE/PRO TEAM	POSITION
1977-78	Western Carolina	Graduate Assistant
1979-83	Livingston University	Offensive Coordinator & Offensive Line
1984-85	Memphis	Offensive Line
1986-89	Tennessee-Chattanooga	Offensive Coordinator & Offensive Line
1990	Ottawa (Canadian Football League)	Offensive Line
1991-92	Birmingham (World League)	Offensive Line
1993	Samford	Offensive Line & Asst. Head Coach
1994	Texas A&M	Offensive Line
1995	Memphis (Canadian Football League)	Offensive Line
1996	University of Pittsburgh	Offensive Line
1997-2001	Duke	Offensive Line
2002-07	Georgia Tech	Offensive Line
2008-09	Kansas City Chiefs	Assistant Offensive Line
2010-12	Buffalo Bills	Offensive Line
2013-15	San Diego Chargers	Offensive Line
2017-21	Baltimore Ravens	Offensive Line





# JOE D'ALESSANDRIS

*"Joe D'Alessandris does a great job [of coaching the offensive line]. He's a great football coach. It starts with that. It starts with Joe. Joe is old school. He teaches techniques the way that they've been taught for a long time, proven stuff, and he does it the right way."*

*– Head Coach John Harbaugh*

**2002-07: (with Georgia Tech)** Developed a number of standout linemen by preparing them for the NFL, including T Nat Dorsey, who was drafted by Minnesota (2004), G Mansfield Wrotto (Seattle, 2007) and G Andrew Gardner (Miami, 2009)... Behind its O-line, Tech posted an ACC-best 2,591 rushing yards (199.3 ypg) in 2007...RBs P.J. Daniels (1,447 in 2003) and Tashard Choice (1,473 in 2006 & 1,379 in 2007) led the ACC in rushing...In 2005, Tech allowed an ACC-low 10 sacks.

**1997-2001: (with Duke)** Coached the Blue Devils' O-line for five years...Tutored several linemen who went on to play in the NFL, including G Lenny Friedman, who was drafted in the second round by Denver ('99) and enjoyed a 10-year pro career, and T Drew Strojny (a 2004 pick by the NYG)...Also coached future NFL players C Troy Andrew (Miami) and C Shawn Lynch (Arizona), who signed as rookie free agents.

**1977-96:** D'Alessandris spent the early part of his career coaching the offensive line position both in the collegiate ranks, CFL and World League...Entered the full-time coaching

ranks as the O-line coach for Livingston University, following two years as a graduate assistant at his alma mater (Western Carolina)...In 1994 with Texas A&M, the Aggies finished 10-0-1 and averaged 172.0 rushing yards per game.

**COLLEGE:** Earned four letters at guard at Western Carolina... Team MVP and captain as a senior...Graduated with degrees in parks & recreation and health & physical education, also later earning a master's in education...While working toward his master's, he began coaching as a GA for the Catamounts.

**PERSONAL:** A native of Aliquippa, PA, he attended Center HS...Inducted into the Western Carolina University Athletic Hall of Fame in 2018...Was also inducted in 2010 into the Beaver County (PA) Sports Hall of Fame and Center High School Hall of Fame...Joe and his wife, Toni, have three daughters: Kelly, Emily and Anna...Kelly is married to Eric, while Anna and her husband, Allen, have two sons (Maxwell and Mayfield) and two daughters (Ella Murray and Violet).

## OFFENSIVE LINE HELPS RUSHING ATTACK REMAIN DOMINANT IN 2020

### MOST RUSHING YARDS / 16-GAME NFL SINGLE-SEASON HISTORY

Rk.	Team (Year)	Yards	Avg.	Att.
1.	Baltimore Ravens (2019)	3,296	5.53	596
2.	New England Patriots (1978)	3,165	4.72	671
3.	Baltimore Ravens (2020)	3,071	5.53	555
4.	Kansas City Chiefs (1978)	2,986	4.50	663
5.	Chicago Bears (1984)	2,974	4.41	674





# BOBBY ENGRAM

## TIGHT ENDS COACH

COLLEGE: PENN STATE  
BORN: 1/7/73, CAMDEN, SC  
EXP. (NFL/RAVENS): 23/8 (14 PLAYING, 9 COACHING)



**BOBBY ENGRAM**, who enjoyed a 14-year NFL playing career, is in his eighth season with the Ravens and his third as the team's tight ends coach. Engram spent his first five seasons in Baltimore guiding the wide receivers. In 2020, the Ravens' offense continued to flourish, scoring the NFL's seventh-most points (29.3 ppg) and leading the league in rushing (3,071) for the second-straight season. Standout TE Mark Andrews, who earned his first trip to the Pro Bowl in 2019, tied for the team lead with 58 catches for 701 yards and 7 TDs in 2020, becoming the first TE in Ravens history with multiple seasons of at least 700 receiving yards and 7 receiving TDs. Baltimore suffered a blow when TE Nick Boyle, a crucial member of the Ravens' offensive attack, sustained a season-ending knee injury in Week 10, but Engram coached a combination of players, including versatile Pro Bowl FB Patrick Ricard and free agent TE Eric Tomlinson, to fill the void. In 2019, Ravens tight ends were an integral part of the team's record-setting offense and 14-2 franchise-best season. Andrews, who earned his first Pro Bowl, led the team with 64 receptions, 852 receiving yards and 10 receiving TDs. Boyle and TE Hayden Hurst rounded out the trio that accounted for three of the team's Top 5 receptions leaders. The 2019 Ravens ranked No. 1 in points (33.2) and rushing yards (206.0) per game, while they finished No. 2 in total yards (407.6). The Ravens set a new NFL single-season rushing record (3,296), besting the 1978 Patriots (3,165). Baltimore also became the first team ever to average 200 passing and 200 rushing yards per game in a season. The 2019 Ravens also set season team records for TDs (64), points (531), net yards (6,521), rushing yards (3,296), first downs (386) and fewest turnovers (15). In 2018, Baltimore's offense produced a then-franchise-record 5,999 total net yards. In Engram's third year (2016) guiding Baltimore's receivers, Engram's group helped record the second-most net passing yards in team history (4,100), including a franchise-best 4,317 passing yards by QB Joe Flacco. Engram also helped WR Mike Wallace achieve his third-career 1,000-yard campaign (1,017 yards on 72 receptions) in the receiver's first season with the team. WR Steve Smith Sr., in his 16th and final campaign, led

the team with 5 TD receptions, adding 70 catches and 799 yards in 2016. Smith Sr. finished his illustrious career ranked seventh on the NFL's all-time receiving yards chart (14,731) and 12th in receptions (1,031). Prior to entering the coaching ranks, Engram's successful NFL playing career spanned 14 seasons (1996-2009) and three teams (Chicago, Seattle and Kansas City). Originally a second-round draft pick by the Bears, Engram played in 176 career games, totaling 650 receptions for 7,751 yards and 35 TDs.

**ADDITIONAL COACHING HIGHLIGHTS:** In 2015, the Ravens set a single-season record by averaging 266.9 passing yards per game despite several key injuries. In 2014, Engram's corps boasted both a 1,000-yard receiver (Smith Sr.) and a wideout who scored a team-leading 11 TDs (Torrey Smith). The Ravens finished eighth in the NFL in scoring with a then-franchise-record 409 total points (25.6 ppg). The longtime NFL wideout also spent two seasons (2012-13) coaching receivers at the University of Pittsburgh. In his first year with the Panthers, two of Engram's receivers (Mike Shanahan & Devin Street) earned All-Big East honors, the first time in school history the feat had been accomplished in the same season. Both players had the best statistical production of their careers. Shanahan tallied 983 yards on 62 receptions, while Street had 975 yards on 73 catches, nearly giving Pitt an unprecedented two 1,000-yard receivers in the same season. In 2011, Engram began his coaching career with the San Francisco 49ers as an offensive assistant.

**2014-20: (with Baltimore) 2020:** TE Mark Andrews registered 58 catches for 701 yards and 7 TDs, becoming the first TE in Ravens history with multiple seasons of at least 700 receiving yards and 7 receiving TDs. **2019:** Engram led a tight ends group that was an integral part of the team's record-breaking offense...Ravens set single-season team records for TDs (64), points (531), net yards (6,521), rushing yards (3,296), first downs (386) and fewest turnovers (15)...Andrews, who led the team in receptions (64), receiving yards (852) and TD catches (10), earned his first Pro Bowl nod...Andrews' 10 receiving TDs

### COACHING BACKGROUND

YEARS	COLLEGE/PRO TEAM	POSITION
2011	San Francisco 49ers	Offensive Assistant
2012-13	University of Pittsburgh	Wide Receivers
2014-18	Baltimore Ravens	Wide Receivers
2019-21	Baltimore Ravens	Tight Ends

*"Coach Engram is extremely knowledgeable. He is a great teacher of the game of football, and I've learned a lot from him. Beyond that, he is a true family man, and those characteristics and values have spread throughout our close-knit tight ends room."*

*– TE Nick Boyle*





# BOBBY ENGRAM

ranked No. 1 among NFL tight ends and tied (Cooper Kupp) for second by all players...TEs Nick Boyle and Hayden Hurst were key blockers in the team's No. 1 rushing attack (206.0 ypg)... Baltimore led the NFL in scoring (33.2 ppg). **2018:** Ravens set a then-franchise record with 5,999 total net yards...WR John Brown led Baltimore with 715 receiving yards and 5 TDs on 42 catches...His 17.0 yards per catch ranked fourth best in the NFL...WR Willie Snead IV had a team-high 62 receptions, with 37 of those earning first downs. **2017:** Baltimore finished the year ranking ninth overall in points per game (24.7)...Over the season's last nine games, the Ravens scored the NFL's second-most points per contest (29.4)...WR Mike Wallace led the WRs corps, posting a team-high 748 receiving yards and 4 TDs on 52 catches (second most). **2016:** Engram's receivers helped QB Joe Flacco set a single-season franchise record with 4,317 passing yards...Wallace led the team and recorded his third-career 1,000-yard campaign (1,017 yards on 72 catches), including the longest offensive play in Ravens regular season history with a 95-yard TD reception vs. Pit. (11/6)...Wallace also had an NFL-high 5 receptions of at least 50 yards...WR Steve Smith Sr. led the team with 5 TD receptions in his final NFL season. **2015:** Ravens set a franchise record by averaging 266.9 passing yards per game, despite having four starting QBs (Flacco, Matt Schaub, Jimmy Clausen and Ryan Mallett) for the first time in team history...WR Kamar Aiken had a breakout year filling in for the veteran Smith Sr. (Achilles/back), who missed nine games...Aiken posted team highs in catches (74), receiving yards (944) and receiving TDs (5). **2014:** In his first season, Engram guided a talented Ravens receiving corps that boasted a 1,000-yard receiver in Smith Sr. and the team leader in touchdowns in WR Torrey Smith (11)...Smith Sr. led the team with 79 receptions for 1,065 yards, including a season-long 80-yard TD...Torrey Smith's 11 receiving TDs ranked second most in single-season team history (Michael Jackson, 14 in 1996)... Ravens set then-franchise records with 409 points scored and 5,838 yards...Joined Ravens as wide receivers coach.

**2012-13: (with University of Pittsburgh) 2013:** Engram guided WR Tyler Boyd to a record-breaking freshman season...Boyd (85 catches for 1,174 yards) earned All-ACC and Freshman All-American honors while breaking freshman school receiving records previously held by Arizona Cardinals Pro Bowl WR Larry Fitzgerald. **2012:** In his first campaign as the Panthers' wide receivers coach, two of Engram's wide receivers (Mike Shanahan and Devin Street) earned All-Big East honors in the same season, the first time in school history the feat had been accomplished...Both players each tallied nearly 1,000 receiving yards (Shanahan, 62 catches for 983 yards and Street, 73 catches for 975 yards).

**2011: (with San Francisco)** Entered the coaching ranks as an offensive assistant under then-first-year head coach Jim Harbaugh and the 49ers, who earned a trip to the NFC Championship game.

**NFL PLAYER (1996-2009):** Engram, who was a 1996 second-round pick (No. 52 overall) out of Penn State by the Bears, spent five seasons in Chicago...In 2001, he signed as a free agent with the Seahawks and played eight seasons (2001-

08) in Seattle before finishing his career with the Kansas City Chiefs (2009)...In 176 games (113 starts), he compiled 650 receptions for 7,751 yards and 35 TDs...Engram also played in nine NFL postseason contests, including Super Bowl XL (2005) as a member of the Seahawks, posting 6 catches for 70 yards against the Pittsburgh Steelers. **2009: (with KC)** Played in his final NFL season with the Chiefs. **2001-08: (with Sea.)** Totaled 4,859 yards on 399 receptions and 18 TDs in Seattle. **2007:** Set career highs with 94 receptions and 1,147 receiving yards and tied his career best with 6 TDs...The 94 catches are tied for the second most in Seahawks' single-season history (Doug Baldwin - 94 in 2016; Tyler Lockett - 100 in 2020). **2005:** Voted as Seattle's recipient of the Ed Block Courage Award. **1996-2000: (with Chi.)** In his first five NFL seasons, registered 246 catches for 2,831 yards and 17 TDs for Chicago.

**COLLEGE:** One of the most prolific and decorated receivers in Penn State football history and the inaugural recipient (1994) of the Biletnikoff Award as the nation's top receiver, Engram was a three-time All-American and three-time All-Big Ten selection (1993-95) for the Nittany Lions...Penn State earned a 31-5 record during that span...During his award-winning junior season (1994), Engram caught 52 passes for 1,029 yards (19.8 avg.) and 7 TDs...Engram is one of only two players (Allen Robinson, 2012 and 2013) in Penn State history to compile two 1,000-receiving yard seasons (1994 and 1995)...Nearly two decades after his final collegiate season, Engram still ranks as the Nittany Lions' all-time leader in receiving yards (3,026), receiving touchdowns (31) and 100-yard receiving games (16)...Is the only player in PSU history to record 4 receiving TDs in a single game...Also ranks fourth in school history in receptions (167) and second with 786 career punt return yards...Graduated from Penn State with a degree in exercise and sport science in 1995.

**PERSONAL:** Born and raised in Camden, SC, Engram attended Camden (SC) HS, where he was a three-time All-State selection at wide receiver...Established the "Bobbi Engram Foundation," which aids in the research of sickle cell anemia...Engram, who played eight of his 14 NFL seasons in Seattle, was voted in 2015 by Seahawks fans as one of 40 players to make their 40th Anniversary team...Was honored by the National Football Foundation as a 2019 nominee for the College Football Hall of Fame...Bobby and his wife, Deanna, have two daughters, Bobbi and Phoebe, and two sons, Dean and Trey, both of whom play football.

## IN LOVING MEMORY: BOBBI ENGRAM

### Bobbi Engram Foundation

Bobbi inspired many through the grace and courage with which she battled Sickle Cell Disease. From an early age, she worked to create awareness so that others knew they were not alone in their battle. Bobbi's legacy lives on through the children's programs that she supported. Please visit [bobbiengramfoundation.org](http://bobbiengramfoundation.org) for more information.





# CHRIS HEWITT

## PASS GAME COORDINATOR / SECONDARY

COLLEGE: CINCINNATI  
 BORN: 7/22/74, KINGSTON, JAMAICA  
 EXP. (NFL/RAVENS): 13/10 (3 PLAYING / 10 COACHING)



**CHRIS HEWITT** enters his seventh season leading the Ravens' secondary, which has posted the NFL's third-best pass defense (219.7 ypg) since 2015. Promoted to pass defense coordinator prior to the 2020 campaign, Hewitt's units have helped the team earn standout defensive rankings each of the past several years. In 2020, Baltimore allowed the NFL's second-fewest points (18.9) and seventh fewest yards (329.8) per game. The Ravens also owned the second-ranked third-down defense (34.0%) and produced a league-high 25 FFs. In 2019, Baltimore achieved a franchise-best 14-2 record and second-straight AFC North division title. The defense allowed the NFL's third-fewest points per game (17.6), ranked fourth in yards per game (300.6) and was No. 6 vs. the pass (207.2 ypg). Baltimore's 6 defensive TDs in 2019, including 5 by defensive backs, tied (with '06 and '08) for the second most in franchise history (2004 – 7) and also tied (TB) for the most in the NFL. Pro Bowl CBs Marlon Humphrey and Marcus Peters each made multiple game-changing plays, scoring 2 defensive touchdowns each. Baltimore also recorded the NFL's second-best defensive passer rating (77.5). In 2018, the team was the top-overall defense, allowing an NFL-best 292.9 yards per game. Against the pass, Baltimore ranked fifth, allowing 210.0 yards per game, while its 80.6 defensive passer rating stood second, only behind the Bears' 72.9 mark. Baltimore also permitted the league's second-fewest points per game (17.9), just behind Chicago (17.7) in 2018. The Ravens were also among the best in other key defensive categories that season, including ranking third in third-down defense (34.1) and fourth in rushing yards allowed (82.9 ypg). Over the past five seasons (2016-20), the Ravens have allowed the second-fewest points per game (18.7), the fourth-fewest passing yards allowed (217.0 ypg), recorded the fourth-most (tied) interceptions (75), and posted the third-most takeaways (126) in the NFL. In 2017, Baltimore's defense racked up an NFL-best 22 INTs, while also tying for the lead (KC & SD) in 2016 with 18 INTs. The 2017 Ravens also forced

an NFL-high 34 turnovers and finished with the league's No. 1 turnover differential (+17). Baltimore's pass defense finished 10th (213.8 ypg), while its defensive passer rating (72.4) was the NFL's second-best mark. In 2016, the Ravens also forced 28 turnovers, tying (Ari. & SD) for the NFL's fourth most. In 2015, Baltimore's defense allowed the NFL's eighth-fewest yards per game (337.4), finishing No. 2 overall (291.1 ypg) and No. 1 against the pass (183.3 ypg) during the season's final eight games. Hewitt joined the defensive coaching staff in 2014, a year when the Ravens allowed the NFL's sixth-fewest points (18.9 ppg) and eighth-fewest yards per game (336.9), even though Baltimore's secondary was hit hard by injuries, with six DBs (five CBs and one safety) being placed on Injured Reserve.

**ADDITIONAL COACHING HIGHLIGHTS:** With Hewitt helping coach special teams from 2012-13, the Ravens ranked in the Top 5 of the annual comprehensive special teams report by senior NFL writer Rick Gosselin, finishing fifth in 2013 and second in 2012. (Gosselin's report is considered by many as a strong special teams measuring stick.)

**2012-20: (with Baltimore) 2020:** The Ravens earned their third-straight playoff berth with the help of Hewitt's sixth-ranked pass defense (221.0 ypg)...CB Marlon Humphrey made his second-straight Pro Bowl after leading the NFL with a Ravens' single-season record 8 FFs, also registering a team-high 11 PD...CB Marcus Peters tied (two players) to produce the NFL's third-most takeaways (4 INTs & 2 FRs)...Peters has recorded the NFL's most takeaways (39) and INTs (31) since entering the league in 2015...S Chuck Clark tallied 96 tackles, 2 FFs, 3 FRs, 1.5 sacks 1 INT and 1 D-TD. **2019:** Baltimore earned its second-straight AFC North title after the defense allowed the NFL's third-fewest points per game (17.6), ranked fourth in yards per game (300.6) and was No. 6 vs. the pass (207.2 ypg)...Scored 6 defensive TDs in 2019, including 5 by defensive backs, tied (with '06 and '08) for the second most in franchise history (2004 – 7) and also tied (TB) for the most

### COACHING BACKGROUND

YEARS	COLLEGE/PRO TEAM	POSITION
2003	Notre Dame	Strength and Conditioning Assistant
2004	Rutgers	Graduate Assistant
2005-07	Rutgers	Director of Speed and Skill Development
2008-09	Rutgers	Cornerbacks
2010-11	Rutgers	Running Backs
2012-13	Baltimore Ravens	Assistant Special Teams
2014	Baltimore Ravens	Assistant Secondary
2015-19	Baltimore Ravens	Defensive Backs
2020	Baltimore Ravens	Pass Defense Coordinator
2021	Baltimore Ravens	Pass Game Coordinator/Secondary

*"One of the things I admire about Coach Hewitt is how much he cares about the well-being of his players. He pushes us to excel on the field, and he helps guide us off of it. We have a lot of respect for who he is as a coach and a man."*

*– CB Jimmy Smith*





# CHRIS HEWITT

in the NFL...Three members of the secondary earned Pro Bowl honors: CB Marlon Humphrey (first), CB Marcus Peters (third) and S Earl Thomas III (seventh). **2018:** Ravens defense ranked No. 1 (292.9 ypg)...Baltimore, the AFC North division champions, also permitted the league's second-fewest points per game (17.9), just behind Chicago (17.7)...Pass defense ranked fifth, allowing 210.0 yards per game, while the team's 80.6 defensive passer rating was second in the NFL...S Eric Weddle was voted to his third-consecutive Pro Bowl. **2017:** The Ravens' pass defense finished 10th (213.8 ypg), and the unit allowed the sixth-fewest points per game (18.9)...Baltimore led the NFL in INTs (22) for the second-straight year...The Ravens ranked No. 1 with a +17 turnover differential...Baltimore also produced the second-most defensive touchdowns (5, tied, Det. & Phi.) and recorded 3 shutouts on the season, the most by a team since 2003 (NE)...S Eric Weddle tallied a team-high 6 INTs en route to earning his second-straight (fifth overall) Pro Bowl selection. **2016:** The Ravens' defense ranked seventh overall (322.1 ypg), making Baltimore one of three teams (Den. & Sea.) to finish ranked in the NFL's Top 10 in each season from 2014-16...Baltimore's ninth-ranked pass defense (232.8 ypg) tied (KC & SD) to produce the NFL's most INTs (18)...The Ravens allowed the league's ninth-fewest points per game (20.1)...S Eric Weddle earned Pro Bowl honors, registering a team-high 4 INTs (tied with LB C.J. Mosley) and career-high 13 PD. **2015:** Baltimore's eighth-ranked defense (337.4 ypg) allowed a league-best 183.3 passing yards per game in the season's second half and helped permit the NFL's second-fewest total net yards (291.1 ypg) during that span (final eight games). **2014:** Even while battling injuries throughout the season (six DBs were placed on Injured Reserve), the Ravens' secondary helped Baltimore's "D" allow the NFL's sixth-fewest points (18.9 ppg) and eighth-fewest yards per game (336.9)...Named assistant secondary coach. **2013:** K Justin Tucker earned his first Pro Bowl nod after producing the then-second-best field goal success rate (92.7, 38-of-41) in Ravens single-season history...Tucker also set a then-franchise record with 140 points and kicked 3 game-winning FGs, including a Ravens-record 61-yarder at Detroit...WR/RS Tandon Doss led the NFL in punt return average (15.6)...The Ravens were second in kickoff return average (26.4) and third in punt return average (14.2), posting an NFL-high 12 punt returns of 20-plus yards. **2012:** Pro Bowl RS Jacoby Jones led the NFL in KOR average (30.7) and posted a league-best 2 KOR-TDs...Jones tied a league-high 3 kick return TDs (108- and 105-yard KORs and 63-yard PR) and set a Super Bowl record with 290 combined yards, including an NFL-postseason-record 108-yard KOR-TD...Joined the Ravens as assistant special teams coach.

**2004-11: (with Rutgers) 2010-11:** Was the Scarlet Knights' RBs coach and mentored RB Jawan Jamison, who joined Ray Rice in becoming just the third freshman in Rutgers history to rush for 200 yards in a game. **2008-09:** Named the team's CBs coach prior to the 2008 season...Rutgers ranked second in the Big East in pass defense in 2008 (191.3 ypg) and 2009 (204.5 ypg). **2005-07:** Was director of speed and skill development...Aided

by Hewitt's training, Rice set all-time school rushing records with 910 attempts for 4,926 yards, 49 TDs and a 90-yard long gain...Rice became the first player in Rutgers history to rush for 1,000-plus yards in three seasons (2005-07). **2004:** Joined Rutgers' staff as a graduate assistant.

**2003: (with Notre Dame)** Served as the assistant strength and conditioning coach.

**NFL PLAYER: (1997-99 with New Orleans)** Signed with the Saints as a rookie free agent in 1997 and played in 39 games (four starts)...Played defensive back, serving primarily on special teams...Totaled 29 tackles (22 solo) from scrimmage, 3 sacks, 1 PD, 1 FF and 1 FR...Recorded 7 special teams tackles (6 solo) for the Saints' kickoff coverage team that ranked fifth in the NFL in average opponent starting field position (23.8-yard line) in 1998...Was named the NFC Special Teams Player of the Week in Week 12 vs. Seattle (11/16/97) after blocking a punt that led to a crucial field goal.

**COLLEGE:** Was a four-year letterman at Cincinnati and a two-time All-Conference USA selection (1995-96) as a DB...Played for longtime Ravens special teams coordinator Jerry Rosburg, who was the team's LBs, special teams and secondary coach (1992-95), and John Harbaugh, who was the Bearcats' special teams, TEs, OLBs and RBs coach (1989-94) and assistant head coach (1995-96)...Totaled 80 tackles and 2 INTs in his senior season...Earned a bachelor's degree in criminal justice.

**PERSONAL:** Participated in the NFL's Minority Coaching Fellowship Program, completing training camp stints with the Ravens (2006 and 2008), Eagles (2005) and Browns (2001)... Played football, basketball and track at Dwight Morrow (Englewood, NJ) HS...Was born in Kingston, Jamaica before moving to New Jersey when he was 5 years old...Chris and his wife, Tanisha, have three daughters (Azia, Briana and Christina) and a son (Christopher, Jr.).

## STRONG PASS DEFENSE

In 2021, Hewitt enters his seventh season leading the Ravens' secondary, which has posted the NFL's third-best pass defense (219.7 ypg) since 2015.

### PASSING YARDS ALLOWED PER GAME / 2015-20

Rk.	Team	YPG
1.	Denver	215.8
2.	Buffalo	218.3
3.	<b>Baltimore</b>	<b>219.7</b>
4.	Minnesota	220.6

### OPPONENT PASSER RATING / 2015-20

Rk.	Team	RTG
1.	Buffalo	82.7
2.	New England	83.2
3.	Kansas City	83.4
4.	<b>Baltimore</b>	<b>84.0</b>





# D'ANTON LYNN

## DEFENSIVE BACKS COACH

COLLEGE: PENN STATE  
 BORN: 10/24/89, PLANO, TX  
 EXP. (NFL/RAVENS): 8/1



**D'ANTON LYNN**, an eight-year coaching veteran, enters his first season as Baltimore's defensive backs coach. Lynn spent the past three years with the Houston Texans, serving as the team's secondary coach (2020) and assistant secondary coach (2018-19). During his time as the team's assistant secondary coach, the Texans brought home two-consecutive AFC South titles. As an assistant with the Los Angeles Chargers in 2017, Lynn served under his father, Anthony, working primarily with the linebackers group. He also coached with his father as a defensive assistant with Buffalo (2015-16) and as a seasonal coaching intern with the Jets (2014). Prior to his NFL coaching career, Lynn was signed by the New York Jets as an undrafted free agent in 2012 before joining the Hamilton Tiger-Cats of the Canadian Football League in 2013.

**2018-20: (with Houston) 2020:** Spent the season as Houston's secondary coach after serving as assistant secondary coach for two seasons. **2019:** The Texans achieved a second-straight AFC South title and earned their fourth appearance in the AFC Divisional Round in franchise history. **2018:** Texans allowed the NFL's fourth-fewest points allowed per game (tied, Jax. - 19.8) and tied for ninth (with four other teams) in INTs (15)... Houston's franchise-record +13 turnover differential ranked second in the NFL.

**2017: (with Los Angeles Chargers)** Served as a defensive assistant under his father, Anthony, and worked primarily

with the linebackers group...Los Angeles posted the NFL's No. 1 red zone defense (36.1%), allowed the third-fewest points per game (17.0), tied for fifth in sacks (43) and ranked sixth in takeaways (27).

**2015-16: (with Buffalo) 2016:** Bills ranked fourth in both passing TDs allowed (19) and opponent completion percentage (59.9). **2015:** Buffalo tied for the NFL's most PD (93), allowed the third-lowest completion percentage (57.6) and tied for sixth in INTs (17).

**2014: (with New York Jets)** Began his NFL career as a seasonal coaching intern after gaining experience with the scouting department in 2013.

**COLLEGE:** Played cornerback at Penn State (2008-11) and was a three-time honorable mention All-Big Ten selection.

**PERSONAL:** Lynn attended Celina (TX) HS and played a variety of positions for the Bobcats, including defensive back, linebacker, quarterback, running back and wide receiver...He helped Celina win the 2007 Texas Class 3A Division 2 state championship with a 16-0 record...Earned AP Class 3A first-team All-State accolades as a senior and was rated *Scout.com's* No. 17 defensive back in the nation...He is the son of former Los Angeles Chargers head coach and current Detroit Lions offensive coordinator Anthony Lynn... The father-son duo coached together with the New York Jets, Buffalo Bills and Los Angeles Chargers.

*"D'Anton is a smart and detail-oriented coach who is passionate about helping players succeed. Coaching is in his blood, and I believe he'll be a strong addition to our defensive staff."*

*— Head Coach John Harbaugh*

### COACHING BACKGROUND

YEARS	COLLEGE/PRO TEAM	POSITION
2014	New York Jets	Seasonal Coaching Intern
2015-2016	Buffalo Bills	Defensive Assistant
2017	Los Angeles Chargers	Defensive Assistant
2018-19	Houston Texans	Assistant Secondary
2020	Houston Texans	Secondary
2021	Baltimore Ravens	Defensive Backs







# TEE MARTIN

## WIDE RECEIVERS COACH

COLLEGE: TENNESSEE  
BORN: 7/25/78, MOBILE, AL  
EXP. (NFL/RAVENS): 4/1 (3 PLAYING, 1 COACHING)



**TEE MARTIN** joined the Ravens as the team's wide receivers coach in 2021. Having spent the last 15 years primarily in the collegiate ranks, this is Martin's first-ever NFL coaching position. Martin comes to the Ravens after most recently guiding the wide receivers and also serving as passing game coordinator and assistant head coach for the past two years at his alma mater, the University of Tennessee. Throughout his career, Martin has helped mentor and develop a number of successful NFL wide receivers, including JuJu Smith-Schuster, Nelson Agholor, Robert Woods and Randall Cobb. In addition to his coaching career, Martin also served as a trainer for Nike and the Elite 11 quarterback competition camps.

**2019-20: (with University of Tennessee) 2020:** Mentored the Vols' WRs in the COVID-19-shortened season. **2019:** Returned to his alma mater, serving as assistant head coach/passing game coordinator/WRs...Martin helped lead improvements across the board for the offense, as the team saw an increase in production in total offense, passing yards, rushing yards, scoring and third-down conversions...Vols defeated Indiana in the TaxSlayer Gator Bowl.

**2012-18: (with USC)** Guided multiple NFL standout wide receivers, including Steelers Pro Bowler JuJu Smith-Schuster (2014-16) and Patriots WR Nelson Agholor (2012-14). **2017:** Martin helped lead the USC offense to a 13th-overall NCAA ranking, and the Trojans won the Pac-12 Championship and earned a Cotton Bowl berth...Was a semifinalist for the Broyles Award, which annually honors the best assistant coach in college football. **2016:** Named the *247Sports* National Recruiter of the Year...Helped lead the Trojans to a Rose Bowl victory over Penn State. **2014:** Agholor led the team with 104 receptions for 1,313 yards and 12 TDs, before becoming a 2015 first-round draft pick by the Eagles. **2012:** Joined the Trojans as their wide receivers coach and tutored Rams WR Robert Woods in his final collegiate season.

**2010-11: (with Kentucky) 2010:** Mentored Pro Bowl WR Randall Cobb, who was a first-team All-American as a junior before being drafted in the second round by the Green Bay Packers.

**2009: (with New Mexico)** QBs coach for one season.

**2007-08: (with two high schools) 2008:** Was the offensive coordinator/QBs coach for North Atlanta HS. **2007:** Served as North Cobb HS's passing game coordinator/QBs coach.

**2006: (with Morehouse College)** Entered the coaching ranks as Morehouse's passing game coordinator.

**PRO PLAYER: (2000-03)** Played three full seasons in the NFL, two with the Pittsburgh Steelers (2000-01), who selected him in the fifth round of the 2000 NFL Draft, and one with the Oakland Raiders (2003)...Martin spent one training camp (2002) with the Philadelphia Eagles...He also played two years in the Canadian Football League with the Winnipeg Blue Bombers (2004-05) and one season (2002) with the Rhein Fire of the NFL Europe League.

**COLLEGE:** Started for two years at quarterback for the University of Tennessee, leading the Vols to a 13-0 season and a victory in the first-ever BCS National Championship in 1998...Ended his career with a 22-3 record as the Vols' starting QB...During the national championship season, Martin set an NCAA record with 23-consecutive completions against South Carolina...In 1999, he earned All-SEC honors while leading Tennessee to a 9-3 record and a second-consecutive Fiesta Bowl appearance...Earned a bachelor's degree in sport management from Tennessee.

**PERSONAL:** Martin attended Williamson (Mobile, AL) HS... Tee and his wife, Toya, are the parents of sons Kaden (17) and Cannon (9) and twins A'Yadra and Amari (21), who played WR at Clemson and was selected by the Green Bay Packers in the third round of the 2021 NFL Draft...Toya is a recording artist with hit singles, "I Do!" and "No Matta What (Party All Night)."


*"Tee is a natural, charismatic leader, whose bright offensive mind will benefit our young group of wideouts. His history of coaching standout receivers on the collegiate level will translate well to the NFL."*

– Head Coach John Harbaugh

### COACHING BACKGROUND

YEARS	COLLEGE/PRO TEAM	POSITION
2006	Morehouse College	Passing Game Coordinator
2007	North Cobb HS	Passing Game Coordinator/QBs
2008	North Atlanta HS	Offensive Coordinator/QBs
2009	New Mexico	Quarterbacks
2010	Kentucky	Wide Receivers
2011	Kentucky	Passing Game Coordinator/WRs
2012-13	Southern California	Wide Receivers
2014-15	Southern California	Passing Game Coordinator/WRs
2016-18	Southern California	Offensive Coordinator/WRs
2019-20	Tennessee	Asst. Head Coach/Passing Game Coord./WRs
2021	Baltimore Ravens	Wide Receivers





# JAY PETERSON

## ASSISTANT LINEBACKERS / QUALITY CONTROL COACH

COLLEGE: MIAMI (OH)  
BORN: 2/6/62, HOPEDALE, OH  
EXP. (NFL/RAVENS): 1/1



**JAY PETERSON** is in his first year with the Ravens following 30 years as a collegiate coach. His appointment also marks Peterson's first full-time NFL coaching stint, but he did take part in several NFL Minority Coaching Internships over the course of his career, including twice with the Ravens (2007 & 2019). He also spent training camps with the Bears (2001), Lions (1997) and Colts (1995). He has been a part of staffs at Wayne State University (2019-20), Eastern Michigan (2014-18; 2004-08), Miami (OH) (2011-13; 1991-98), Illinois State (2009-10) and Northwestern (1999-2003). Peterson entered the coaching ranks as an assistant at the high school level in Ohio.

**2019-20: (with Wayne State University)** Served as linebackers coach for two years with the Warriors.

**2014-18: (with Eastern Michigan)** Spent five seasons as the running backs coach in his second tour at Eastern Michigan. **2018:** His running backs corps tallied 1,395 yards and 12 TDs, with just 1 fumble lost, on 316 carries. **2017:** The running game racked up 1,560 yards and 14 TDs...In the last four games of the year, EMU posted 815 rushing yards. **2016:** The Eagles ranked 35th in the FBS in total offense (455.2 ypg), en route to their first bowl appearance in 29 years...Set a new school record with 5,917 yards of total offense. **2015:** Tallied 1,894 yards on the ground, as RB Darius Jackson became the 13th player in program history to rush for more than 1,000 yards and set a new single-season record with 16 total TDs. **2014:** Hired as Eastern Michigan's running backs coach...The offense produced 1,654 rushing yards and 9 TDs on 459 attempts.

**2011-13: (with Miami University)** Re-joined his alma mater as linebackers coach...Was elevated to defensive coordinator after one season, while still guiding the linebackers...Under his tutelage, six defensive players earned All-MAC honors.

**2009-10: (with Illinois State)** Served as assistant head coach and linebackers coach...In his first season on staff (2009), the defense totaled 14 INTs, an increase from its 3 INTs in 2008.

**2004-08: (with Eastern Michigan)** Held posts as the assistant head coach and linebackers coach for two seasons (2007-08), after initially serving as the defensive coordinator and guiding the linebackers (2004-06)...Helped steer a defense that improved from 469.6 yards allowed per game (2004) to 288.3 yards allowed per game (2006).

**1999-2003: (with Northwestern)** Served as the defensive line coach from 2002-03, after previously working with the Wildcats' linebackers and special teams groups (1999-2001)...In 2001, Northwestern's linebackers were rated among the best in the nation, with two players, Kevin Bentley and Billy Silva, both making the Bronko Nagurski Trophy watch list, an annual award recognizing the best defensive player in the NCAA.

**1991-98: (with Miami University)** Coached linebackers and special teams for his alma mater...Mentored and developed several All-MAC linebackers, including two-time MAC Defensive Player of the Year JoJuan Armour.

**COLLEGE:** Was a standout running back for Miami University (OH), where he earned four varsity letters from 1980-83...His career total of 2,874 rushing yards ranks sixth on Miami's all-time career rushing list...He was a first-team All-MAC selection in 1982, second-team pick in 1983 and an honorable mention choice in 1981...Earned a bachelor's degree in elementary education from Miami (OH) in 1985.

**PERSONAL:** Attended Cadiz (Hopedale, OH) HS, where he was a four-sport athlete...Following his playing career at Miami University (OH), Peterson joined the coaching ranks, first as a high school assistant in Ohio (1985-90)...He spent five summers in the NFL Minority Coaching Internship program, serving in various roles with the Indianapolis Colts (1995), Detroit Lions (1997), Chicago Bears (2001) and Baltimore Ravens (2007 & 2019)...Peterson and his wife, Freda, have a daughter, Jada.

### COACHING BACKGROUND

YEARS	COLLEGE/PRO TEAM	POSITION
1985-87	Cadiz (OH) High School	Linebackers & Special Teams
1988-89	Anderson (OH) High School	Linebackers & Special Teams
1990	Withrow (OH) High School	Linebackers & Special Teams
1991-98	Miami (OH)	Linebackers & Special Teams
1999-2001	Northwestern	Linebackers & Special Teams
2002-03	Northwestern	Defensive Line
2004-06	Eastern Michigan	Defensive Coordinator/Linebackers
2007-08	Eastern Michigan	Assistant Head Coach/Linebackers
2009-10	Illinois State	Assistant Head Coach/Linebackers
2011	Miami (OH)	Linebackers
2012-13	Miami (OH)	Defensive Coordinator/Linebackers
2014-18	Eastern Michigan	Running Backs
2019-20	Wayne State	Linebackers
2021	Baltimore Ravens	Assistant Linebackers

*"Jay has a terrific ability to connect with and mentor his players. He will work well with Rob [Ryan] helping guide and further develop our young linebacker corps."*

*– Head Coach John Harbaugh*





# ROB RYAN

## INSIDE LINEBACKERS COACH

COLLEGE: SOUTHWESTERN OKLAHOMA STATE  
 BORN: 12/13/62, ARDMORE, OK  
 EXP. (NFL/RAVENS): 21/1



**ROB RYAN** enters his first season as the Ravens' inside linebackers coach. Ryan, 58, is a 31-year coaching veteran who most recently served in the same role for Washington in 2019. The 2021 season marks Ryan's 21st season of coaching in the NFL ranks. Beginning his coaching career at the collegiate level, Ryan first entered the NFL as a defensive backs coach with the Arizona Cardinals, under his father Buddy Ryan, in 1994. He previously served as defensive coordinator for the Oakland Raiders (2004-08), Cleveland Browns (2009-10), Dallas Cowboys (2011-12) and New Orleans Saints (2013-15). Ryan has also held coaching positions with the New England Patriots (2000-03), Buffalo Bills (2016) and Washington Football Team (2019).

**ADDITIONAL COACHING HIGHLIGHTS:** In 2013, Ryan led a Saints' defensive unit that finished second in the NFL in net passing yards allowed (194.1) and fourth in points (19.0) and total yards (305.7) allowed. While leading the Cowboys' (2011-12) defense, Ryan helped guide Pro Bowl OLB Demarcus Ware, who posted 10-plus sack seasons in both campaigns. Ware finished second in the league in sacks in 2011 (19.5), the second most during his career. While with Cleveland in 2010, Ryan helped mold rookie CB Joe Haden, who finished tied for fifth in the NFL in interceptions (six), which also ranked second among first-year players. Ryan's first defensive coordinator role in the NFL came with the Oakland Raiders (2004-08), where, during that span, his units ranked sixth in the NFL in pass defense (199.2). In 2006, CB Nnamdi Asomugha finished tied for third in the league in interceptions (eight). Also under Ryan's guidance, DE Derrick Burgess twice earned Pro Bowl nods after posting consecutive 10-plus sack seasons (2005-06). Burgess recorded an NFL- and career-high 16 sacks in the 2005 campaign. Prior to joining the Raiders, Ryan served as the linebackers coach with New England (2000-03). He was part of a defense in 2003 that ranked first in the NFL in points allowed (14.9) and interceptions (29) and ranked fourth in run defense (89.6) and seventh in total defense (291.6).

During Ryan's four years in New England, the team captured two Super Bowl titles (Super Bowl XXXVI and Super Bowl XXXVIII).

**2019: (with Washington) 2019:** Spent one season with the WFT as inside linebackers coach...Helped guide rookie LB Cole Holcomb, who appeared in all 16 games (15 starts) and finished second in the NFL among rookie defenders with 101 tackles (Devin Bush - 109).

**2016: (with Buffalo) 2016:** Served as assistant head coach/defense for the Bills under head coach Rex Ryan, his twin brother...Buffalo finished sixth in pass defense (223.9 ypg) and had four defenders earn Pro Bowl honors.

**2013-15: (with New Orleans)** Served as defensive coordinator for the Saints. **2015:** DE Cameron Jordan earned the Pro Bowl after recording 10 sacks, 2 FRs and 1 FF. **2013:** Led a Saints' defensive unit that finished second in the NFL in net passing yards allowed (194.1), and fourth in points (19.0) and total yards (305.7) allowed...Jordan earned his first-career Pro Bowl selection.

**2011-12: (with Dallas)** Spent two seasons as the Cowboys' defensive coordinator, working with OLB DeMarcus Ware, who recorded double-digit sack totals and earned Pro Bowl honors in both campaigns. **2012:** Ware had a team-high 11.5 sacks en route to his seventh-consecutive Pro Bowl nod. **2011:** Ware earned his sixth Pro Bowl and fourth first-team All-Pro recognition after posting 19.5 sacks, the NFL's second most (Jared Allen - 22).

**2009-10: (with Cleveland)** Was the Browns' defensive coordinator for two seasons. **2010:** Cleveland ranked 13th in points allowed (20.8)...Helped develop rookie CB Joe Haden, who finished tied for fifth in the NFL with a career-high 6 INTs.

**2004-08: (with Oakland)** Earned his first NFL defensive coordinator position with the Raiders. **2008:** CB Nnamdi Asomugha was named first-team All-Pro and reached his

### COACHING BACKGROUND

YEARS	COLLEGE/PRO TEAM	POSITION
1987	Western Kentucky	Defensive Assistant
1988	Ohio State	Outside Linebackers
1989-93	Tennessee State	Running Backs/Linebackers/Defensive Line
1994-95	Arizona Cardinals	Defensive Backs
1996	Hutchinson (KS) CC	Defensive Coordinator
1997-99	Oklahoma State	Defensive Coordinator
2000-03	New England Patriots	Linebackers
2004-08	Oakland Raiders	Defensive Coordinator
2009-10	Cleveland Browns	Defensive Coordinator
2011-12	Dallas Cowboys	Defensive Coordinator
2013-15	New Orleans Saints	Defensive Coordinator
2016	Buffalo Bills	Assistant Head Coach/Defense
2019	Washington Football Team	Inside Linebackers
2021	Baltimore Ravens	Inside Linebackers





# ROB RYAN

first-career Pro Bowl. **2006:** Oakland finished third in total yards allowed (284.8 ypg) and allowed the NFL's fewest passing yards (150.8 ypg)...Asomugha finished third (tied) in the NFL with a career-high 8 INTs...DE Derrick Burgess earned his second-straight Pro Bowl after recording 11 sacks. **2005:** Burgess was named to his first Pro Bowl after leading the NFL with a career-high 16 sacks.

**2000-03: (with New England)** Spent four years as linebackers coach with the Patriots, winning two Super Bowl titles. **2003:** New England ranked first in points allowed (14.9 ppg) and seventh in total defense (291.6 ypg) en route to winning Super Bowl XXXVIII...LB Willie McGinest earned his second Pro Bowl. **2001:** The Patriots defeated the Rams to win Super Bowl XXXVI.

**1997-99: (with Oklahoma State)** Spent three seasons as defensive coordinator. **1997:** Oklahoma State finished No. 24 in the AP poll and made an appearance in the Alamo Bowl... Following the season, DB R.W. McQuarters was selected by the 49ers in the first round of the NFL Draft.

**1996: (with Hutchinson CC)** 1996: Earned his first opportunity as a defensive coordinator with the Blue Dragons.

**1994-95: (with Arizona)** 1994: Held his first role as an NFL assistant as defensive backs coach with the Cardinals...

Ryan was the position coach for Hall of Fame DB Aeneas Williams, who recorded an NFL-high 15 INTs during the two seasons under Ryan...Williams' 9 INTs in 1994 were tied for first in the NFL.

**1989-93: (with Tennessee State)** Spent five seasons with the Tigers, coaching the running backs, linebackers and defensive line.

**1988: (with Ohio State)** Joined Ohio State as the team's outside linebackers coach...Worked under head coach John Cooper in his first season with the Buckeyes.

**1987: (with Western Kentucky)** Began his coaching career as a defensive assistant at Western Kentucky.

**COLLEGE:** Ryan attended Southwestern Oklahoma State, where he played defensive end alongside his twin brother, Rex...The Ryan brothers were inducted into the school's Hall of Fame in 2012.

**PERSONAL:** Attended Stevenson (Lincolnshire, IL) HS...Ryan's first NFL coaching opportunity was under his father, Buddy, in 1994 with the Cardinals...His brother, Rex, was a longtime Baltimore Ravens assistant (1999-2008), including serving as the team's defensive coordinator from 2005-08...Rob and his wife, Kristin, have two sons, Joseph and Matthew, and a daughter, Dimitria.

## FORCE THOSE FUMBLES



In 2020, the Ravens ranked No. 1 in the NFL with 25 forced fumbles. Baltimore's 25 FFs stand second in single-season franchise history, just 1 shy of the record (26) set by the 2000 Ravens.

MOST FORCED FUMBLES / 2020 NFL SEASON			MOST FORCED FUMBLES / RAVENS SINGLE SEASON		
Rk.	Team	FFs	Rk.	Team	FFs
1.	Baltimore	25	1.	2000 Ravens	26
2.	Atlanta	17	2.	2020 Ravens	25
	Cleveland	17	3.	2003 Ravens	23
	New York Jets	17			







# STEVE SAUNDERS

## HEAD STRENGTH & CONDITIONING COACH

COLLEGE: MILLERSVILLE  
BORN: 3/23/70, MYERSTOWN, PA  
EXP. (NFL/RAVENS): 6/6



**STEVE SAUNDERS** is in his sixth year with the Ravens. In his current role as head strength & conditioning coach, he oversees the performance department and strength and conditioning programs. In 2017, he served as the director of performance, after originally joining the organization in 2016 as the team's director of performance and recovery. Saunders guides all sports science, speed, strength training and recovery initiatives, working closely with the team's athletic training department. His focus includes player injury prevention, recovery and energy system training in an effort to maximize performance.

Saunders founded Power Train Sports Institute in 1999, and prior to joining the Ravens, grew Power Train from a single unit to a 200-employee operation in 28 locations nationwide. Best known for his work with longtime Steelers LB James Harrison, who was the 2008 NFL Defensive Player of the Year, Saunders has trained hundreds of NFL, NHL and MLB athletes. For over a decade, he directed one of the nation's top NFL Combine training programs, preparing first-round selections in football, baseball and hockey.

**2016-20:** (with Baltimore) Continued to implement a training regimen that has produced the team's most productive offseason programs, averaging 99 percent of players in attendance...In the past five seasons, players have experienced a continued decrease in nuisance injuries and increased performance benefits from Saunders' program. **2019:** Helped Baltimore capture two-straight AFC North titles (2018-19), including a franchise-best 14-2 regular season in 2019. **2018:** Named head strength and conditioning coach. **2016:** Named director of performance and recovery.

**1999-2017:** (with Power Train Sports Institute) Founded (1999) and built Power Train into one of the world's leading providers of best-in-class sports performance training... Professional athletes benefit from Saunders' proprietary energy training system based on speed and conditioning programs, strength and rehabilitation.

**2013-14:** (with Team Lokomotiv) Hosted and trained the three-time Russian Superleague champion Lokomotiv Yaroslavl, currently of the Kontinental Hockey League.

**2012:** Named to the Under Armour Training Council, a collection of the world's highest-caliber strength and conditioning professionals.

**2011:** Guided more than 90 NFL athletes through rehabilitation, training, speed, strength and conditioning programs during the 2011 NFL lockout.

**2005-09:** Independently contracted by more than 20 Steelers players for advanced strength and speed training, rehab and recovery during the 2005-09 seasons, assisting the team to two Super Bowl titles (2005 and 2008).

**COLLEGE:** Graduated from Millersville (Lancaster, PA) University, where he was a captain and four-year starter at DT...Earned multiple All-ECAC and All-PSAC honors.

**PERSONAL:** Born and raised in Myerstown, PA...Attended Eastern Lebanon County (Myerstown, PA) HS, where he was a standout in football, basketball and baseball...Saunders and his wife, Emily, have five children: two daughters (Lily and Morgan) and three sons (Logan, Stone and Major).

### OFFSEASON WORKOUTS





# JAMES URBAN

## QUARTERBACKS COACH

COLLEGE: WASHINGTON AND LEE  
 BORN: 12/1/73, SPRINGFIELD, IL  
 EXP. (NFL/RAVENS): 18/4



**JAMES URBAN** is in his fourth season with the Ravens as quarterbacks coach. For the past three years, he has mentored QB Lamar Jackson, helping the signal-caller earn unanimous NFL MVP honors in 2019, becoming the youngest player to earn the award (22 years, 358 days) in only his second NFL season. Entering 2021, Jackson is 30-7 as a regular season starter, becoming the first QB in NFL history to reach 30 wins in his first 37 starts. He also eclipsed the 1,000-yard rushing mark for the second-straight season, becoming the first NFL QB ever with multiple 1,000-yard rushing seasons. The Ravens scored the NFL's seventh-most points (29.3 ppg) in 2020, with Jackson completing 64.4% of his passes for 2,757 yards, 26 TDs and 9 INTs (99.3 rating), also adding 7 rushing TDs. Jackson (2019-20) joined Deshaun Watson (2018-19) as the only QBs with at least 25 TD passes and 5 rushing TDs in consecutive seasons in NFL history. In 2019, Jackson led the Ravens to their first-ever No. 1 playoff seed and second-straight AFC North Division title, while producing one of the greatest seasons ever by a QB. In 2019, he became the only QB in NFL history to produce at least 3,000 passing yards (3,127) and 1,000 rushing yards (1,206) in a single 16-game season. His 1,206 rushing yards are an NFL single-season record by a QB. Jackson ranked first in a number of categories: total TDs (43), passing TDs (36), rushing average (6.9), games with 5 TD passes (3), 4 TD passes (4) and 3 TD passes (8). He posted two perfect passer ratings in 2019, making him one of two QBs in league history (Ben Roethlisberger, 2007) to attain the 158.3 mark twice in a season. For the first time in team history, Baltimore led the NFL in scoring (33.2 ppg) and shattered other franchise single-season records, including total TDs (64), total net yards (6,521), rushing yards (3,296) and first downs (386). Jackson's 113.3 passer rating in 2019 ranked third in the NFL. Entering 2021, since his first NFL start (Week 11 of 2018), Jackson's 30 regular season wins rank as the most among all NFL starting QBs. Urban joined the Ravens in 2018, guiding Jackson, then a rookie who took over as the team's starting QB for the regular

season's last seven games, to post a 6-1 record. Urban, an 18-year NFL coaching veteran, has experience as part of three prolific NFL offenses. He spent seven seasons (2011-17) with AFC North rival Cincinnati, coaching the team's wide receivers, including All-Pro A.J. Green during each of those years. One of the NFL's top receivers, Green ranked fourth in total receiving yards (8,213) from 2011-17. He is also second in catches, yards and TDs on the Bengals' all-time receiving list. Prior to joining Cincinnati, Urban entered the NFL ranks with the Philadelphia Eagles in 2004. After five seasons in two roles under then-head coach Andy Reid, he was promoted to quarterbacks coach in his final two seasons (2009-10), coaching Pro Bowlers Donovan McNabb (2009) and Michael Vick (2010), both of whom excelled under Urban's direction.

**2018-20: (with Baltimore) 2020:** QB Lamar Jackson eclipsed the 1,000-yard rushing mark for the second-straight season, becoming the first NFL QB ever with multiple 1,000-yard rushing seasons...Ravens scored the NFL's seventh-most points (29.3 ppg) in 2020, with Jackson completing 64.4% of his passes for 2,757 yards, 26 TDs and 9 INTs (99.3 rating), also adding 7 rushing TDs...Jackson (2019-20) joined Deshaun Watson (2018-19) as the only QBs with at least 25 TD passes and 5 rushing TDs in consecutive seasons in NFL history. **2019:** Mentored the NFL MVP (Jackson), who led the Ravens to their first-ever No. 1 playoff seed (14-2 record) and second-straight AFC North Division title, while producing one of the greatest seasons ever by a QB...The second-year veteran became the only QB in NFL history to produce at least 3,000 passing yards (3,127) and 1,000 rushing yards (1,206) in a single season...His 1,206 rushing yards are an NFL single-season record by a QB...Jackson posted two perfect passer ratings in 2019, making him one of two QBs in NFL history (Ben Roethlisberger, 2007) to attain the 158.3 mark twice in a season...Baltimore led the NFL in scoring (33.2 ppg) and shattered other franchise single-season records, including total TDs (64), total net yards (6,521), rushing yards

### COACHING BACKGROUND

YEARS	COLLEGE/PRO TEAM	POSITION
1997-98	Clarion University	Wide Receivers and Tight Ends
1999-2003	University of Pennsylvania	Director of Football Administration/Operations
2004-06	Philadelphia Eagles	Assistant to the Head Coach
2007-08	Philadelphia Eagles	Offensive Quality Control
2009-10	Philadelphia Eagles	Quarterbacks
2011-17	Cincinnati Bengals	Wide Receivers
2018-21	Baltimore Ravens	Quarterbacks

*"I have so much respect for Coach 'Urb' and the approach he takes to get the very best out of his players. We have a great relationship, both on and off the field, and he's someone who consistently shows how much he cares about his guys. I can't thank him enough for all he's done to help me since I came into the NFL."*

— QB Lamar Jackson





# JAMES URBAN

(3,296) and first downs (386)...Jackson's 113.3 passer rating in 2019 ranked third. **2018:** Joined the Ravens as the team's quarterbacks coach, helping guide rookie Jackson, who was selected in the first round (32nd overall) of the 2018 NFL Draft... Jackson started the regular season's last seven games, posting a 6-1 record and helping the Ravens to the AFC North Division title...Jackson joined QBs Ben Roethlisberger and Dak Prescott as the only rookie QBs with at least six wins in their first seven starts since the 1970 NFL merger...Baltimore's offense produced a then-franchise-record 5,999 total yards... With Jackson as the starter, the Ravens piled up an NFL-high 1,607 rushing yards (229.6 ypg), with Seattle (1,190) rushing for the next-highest total...Urban helped Jackson produce a team-leading 147 rushing attempts for 695 yards (most among all NFL QBs) and 5 TDs, also earning AFC Offensive Rookie of the Month honors for December.

**2011-17: (with Cincinnati)** In seven seasons with the Bengals, Urban guided a strong wide receivers group led by one of the NFL's best in WR A.J. Green...From 2011-17, Green ranked fourth in the league in receiving yards (8,213), fifth in receptions (556) and sixth in receiving TDs (57)...Green is also second (Chad Johnson) on Cincinnati's all-time leading receiving list in yards, catches and TDs...Urban has guided other young wideouts, including Marvin Jones and Mohamed Sanu, both of whom were drafted by the Bengals in 2012 but became coveted free agents in 2016. **2017:** With his seventh Pro Bowl selection in his seventh NFL season, Green (who tallied his sixth 1,000-yard season) became the first NFL WR since the 1970 merger to be invited to the Pro Bowl in each of the first seven years of his career (Green didn't play in '17 Pro Bowl due to injury)...WR Brandon LaFell was the team's second-leading receiver with 548 yards (52 catches). **2016:** Bengals signed veteran free agent LaFell, who led the team with 6 TDs on 862 receiving yards and 64 catches...LaFell and rookie WR Tyler Boyd combined for 1,465 yards, as the team re-tooled its receiving group. **2015:** Green led the team with 1,297 receiving yards, 86 catches and 10 TDs...Jones (816) and Sanu (394) combined for 1,210 receiving yards, their best season as a pair, propelling both into significant free agent contracts. **2014:** Earning his fourth Pro Bowl, Green collected another 1,000-yard season (1,041) despite missing three games (turf toe). **2013:** Guided a strong group led by Green, who recorded his best season in leading Cincinnati with 1,426 receiving yards on 98 receptions (both career highs), also tying his career high with 11 TD catches...Urban also tutored second-year wideouts Jones, the second-leading receiver (714 yards and 10 TDs), and Sanu (455 yards and 2 TDs)... Bengals receivers scored 23 receiving TDs. **2012:** Green caught 97 passes for 1,350 yards and 11 TDs in his second season, while WR Andrew Hawkins (533 yards, 51 catches & 4 TDs) had a breakout year under Urban's tutelage. **2011:** Joined the Bengals as wide receivers coach and helped groom the No. 4-overall pick (Green) in his rookie year.

**2004-10: (with Philadelphia)** Spent seven seasons with the Eagles, the first four alongside John Harbaugh. **2009-10:** Served as QBs coach, guiding Pro Bowl seasons for Michael

Vick ('10) and Donovan McNabb ('09)...Vick signed as a free agent in his return to the NFL ('09), backing up McNabb in his first season, then starting 12 games in 2010, earning the AP Comeback Player of the Year award and was the NFC's starting QB in the Pro Bowl...In his final season in Philly, McNabb earned his sixth Pro Bowl berth (first since '04) under Urban's guidance. **2007-08:** Served as offensive quality control coach. **2004-06:** Hired by Andy Reid as assistant to the head coach.

**1999-2003: (with Univ. of Pennsylvania) 1999:** Hired as the director of football administration/operations at Penn.

**1997-98: (with Clarion)** Spent two seasons coaching wide receivers and tight ends at Clarion (PA) University.

**COLLEGE:** A native of Mechanicsburg, PA, Urban played wide receiver and kick returner at Washington and Lee University (1992-95), earning a bachelor's degree in English...He also holds a master's degree in communications from Clarion.

**PERSONAL:** Urban played football at Trinity (Camp Hill, PA) HS and was inducted as part of the school's inaugural Hall of Fame class in 2015...James and his wife, Patrice, have two daughters, Brielle and Cassidy, and a son, Jameson.

## JACKSON'S PASSING PROWESS

### PASSING TOUCHDOWNS

#### RAVENS SINGLE-SEASON HISTORY

Rk. Quarterback (Year)	TDs
1. Lamar Jackson (2019)	36
2. Vinny Testaverde (1996)	33
3. Joe Flacco (2014)	27
4. Lamar Jackson (2020)	26
5. Joe Flacco (2010)	25

### PASSER RATING

#### RAVENS SINGLE-SEASON HISTORY

Rk. Quarterback (Year)	Rating
1. Lamar Jackson (2019)	113.3
2. Lamar Jackson (2020)	99.3
3. Joe Flacco (2010)	93.6
4. Joe Flacco (2014)	91.0
5. Joe Flacco (2009)	88.9

### TD PASS PERCENTAGE

#### RAVENS SINGLE-SEASON HISTORY

Rk. Quarterback (Year)	TD%
1. Lamar Jackson (2019)	9.0
2. Lamar Jackson (2020)	6.9
3. Vinny Testaverde (1996)	6.0
4. Tony Banks (1999)	5.3
Trent Dilfer (2000)	5.3

### PASSER RATING

#### RAVENS SINGLE-GAME HISTORY

Quarterback/Date/Opp.	Rating
Lamar Jackson, 11/10/19 at Cin.	158.3
Lamar Jackson, 9/8/19 at Mia.	158.3
Joe Flacco, 10/12/14 at TB	149.7

**Quick Hit:** Jackson is the youngest QB in NFL history to produce a perfect passer rating. Incredibly, he's done it twice.



# CRAIG VER STEEG

## RUNNING BACKS COACH

COLLEGE: USC  
 BORN: 9/11/60, REDONDO BEACH, CA  
 EXP. (NFL/RAVENS): 15/14



**CRAIG VER STEEG** (pronounced ver-**STEGG**) is in his 14th year working with the Baltimore offense and his first as the team's running backs coach. In 2020, Baltimore finished with the NFL's No. 1 rushing attack (191.9 ypg) for the second-straight season. The Ravens produced the third-most rushing yards in a 16-game NFL season (3,071) and, entering 2021, have rushed for 100+ yards in 39-straight games, marking the second-longest streak in NFL history. The 2020 Ravens also registered an NFL-best six games with at least 200 rushing yards, producing a franchise record 404-yard output in Week 17's victory at Cincinnati. For the second-straight year, Baltimore had three players – QB Lamar Jackson (1,005), RB J.K. Dobbins (805) and RB Gus Edwards (723) – rush for over 700 yards each. In 2019, the Ravens earned a second-straight AFC North title and a franchise-best 14-2 record. Led by 2019 NFL MVP QB Lamar Jackson, the Ravens ranked No. 1 in points (33.2) and rushing yards (206.0) per game, while they finished No. 2 in total yards (407.6). The Ravens set a new NFL single-season rushing record (3,296), besting the 1978 Patriots (3,165). Baltimore became the first team ever to average 200 passing and 200 rushing yards per game in a season. The 2019 Ravens also set season team records for TDs (64), points (531), net yards (6,521), rushing yards (3,296), first downs (386) and fewest turnovers (15). In 2018, Baltimore boasted the NFL's No. 2 rushing attack (152.6 ypg) and produced a then-franchise-record 5,999 total yards. Super Bowl XLVII MVP QB Joe Flacco (2008-18) led the Ravens' offense during much of Ver Steeg's tenure in Baltimore, setting career highs in passing yards (4,317 in '16), TDs (27 in '14) and completion percentage (64.9 in 2016).

**ADDITIONAL COACHING HIGHLIGHTS:** Ver Steeg, who owns 38 years of overall coaching experience, has an extensive background working with quarterbacks, receivers and running backs – and helping them succeed. As one of John Harbaugh's original coaching hires (2008), Ver Steeg

has assisted Ravens offenses in numerous areas, including game preparation, game and practice analysis and guiding players. Prior to the NFL, Ver Steeg guided several players who benefited under his tutelage on the collegiate level, including QB Alex Smith and RB Ray Rice.

**2008-20: (with Baltimore) 2020:** The Ravens ranked No. 1 in rushing yards (191.9), No. 3 in rushing touchdowns (24), a single-season franchise record, and registered an NFL-best six games with at least 200 rushing yards...Baltimore tallied the third-most rushing yards (3,071) in a 16-game season, while RB J.K. Dobbins ranked No. 3 among NFL rookies in both rushing yards (805) and rushing TDs (9)...The Ravens had three players – QB Lamar Jackson (1,005), RB J.K. Dobbins (805) and RB Gus Edwards (723) – rush for over 700 yards each for the second-straight year. **2019:** The Ravens ranked No. 1 in points (33.2) and rushing yards (206.0) per game, while they finished No. 2 in total yards (407.6)...Baltimore set a new NFL single-season rushing record (3,296), besting the 1978 Patriots (3,165)...RB Mark Ingram II, who rushed for 1,018 yards and posted 15 total TDs, tying a single-season team record and ranking fourth overall in the NFL, earned Pro Bowl honors for the third time in his career. **2018:** The Ravens finished second in rushing (152.6 ypg) and set a then-single-season record with 5,999 total yards en route to winning the AFC North title. **2017:** Baltimore ranked ninth in points per game (24.7) and seventh (tied) in both fewest giveaways (17) and sacks allowed (27). **2016:** QB Joe Flacco set a career and Ravens single-season high with 4,317 passing yards and a 64.9 completion percentage. **2015:** Behind four different starting QBs for the first time in team history, Baltimore posted the NFL's No. 8-ranked passing offense (266.9 ypg), including a franchise-record 4,271 net passing yards. **2014:** Offense set then-single-season franchise marks in total points (409) and road points (206)...WR Torrey Smith recorded 11 TD receptions, the second most in team history (Michael

### COACHING BACKGROUND

YEARS	COLLEGE/PRO TEAM	POSITION
1984-85	USC.....	Graduate Assistant
1986-89	Utah.....	QBs/Recruiting Coordinator/G.A.
1990-93	University of Cincinnati.....	QBs/WRs/Recruiting Coordinator
1994-95	Harvard.....	Quarterbacks/Wide Receivers
1996	Chicago Bears.....	Offensive Asst./Quality Control
1997-2000	Illinois.....	QBs/Recruiting Coordinator
2001-02	Utah.....	Offensive Coordinator/QBs
2003-07	Rutgers.....	Offensive Coordinator/QBs/RBs
2008-10	Baltimore Ravens.....	Offensive Assistant
2011	Baltimore Ravens.....	Offensive Assistant/Quarterbacks
2012-16	Baltimore Ravens.....	Senior Offensive Assistant
2017	Baltimore Ravens.....	Offensive Assistant/Quarterbacks
2018	Baltimore Ravens.....	Senior Offensive Assistant
2019-20	Baltimore Ravens.....	Senior Assistant/Running Backs
2021	Baltimore Ravens.....	Running Backs





# CRAIG VER STEEG

Jackson, 14 in 1996)...Baltimore's 19 sacks allowed were the second fewest both in the NFL in '14 and in team history...Pro Bowl RB Justin Forsett produced a career-best 1,266 rushing yards and led the NFL in runs of 20-plus yards (team-record 17). **2012:** Baltimore surrendered just 16 giveaways, setting a franchise single-season low and tying for the NFL's second fewest. **2009:** Assisted with game preparation for a unit that set a then-team record for most total TDs (47) and a franchise record for most rushing TDs (22).

**2003-07: (with Rutgers) 2007:** Served as RBs coach, guiding Ravens 2008 second-round draft pick and All-American RB Ray Rice, who rushed for a school-record 2,012 yards and 24 TDs on 380 carries (154.8 ypg)...Rice finished his career holding several Rutgers records, including career yards rushing (4,926), career rushing TDs (49) and single-game rushing yards (280). **2005:** Served as offensive coordinator at Rutgers, which finished second in the Big East in both total offense (406.3 ypg) and passing (234.6 ypg). **2004:** Scarlet Knights boasted the nation's No. 6 overall and Big East's top-ranked passing attack (310.5 ypg).

**2001-02: (with Utah)** Served as offensive coordinator/QBs... Helped recruit the No. 1 overall pick in the 2005 NFL Draft, QB Alex Smith, to Utah...Utah's offense improved 50-or-more spots nationally in nearly every offensive category.

**1997-2000: (with Illinois)** Served as QBs coach and recruiting coordinator for four years for the Illini.

**1996: (with Chicago)** Under Dave Wannstedt, worked with the Bears' QBs as an offensive asst./quality control coach.

**1994-95: (with Harvard)** Served as the passing game coordinator, QBs and WRs coach and recruiting coordinator.

**1990-93: (with Cincinnati)** Spent four years on the Cincinnati coaching staff with John Harbaugh...Coached QBs, WRs and served as recruiting coordinator.

**1986-89: (with Utah) 1989:** As the school's assistant QBs coach, he worked with NCAA record-setting QB Scott Mitchell, who went on to play 12 NFL seasons...Also served as Utah's recruiting coordinator and graduate assistant/QBs.

**1984-85: (with USC)** Launched his coaching career at his alma mater as a graduate assistant.

**COLLEGE:** Graduated from USC in 1983 and later received his master's degree in education from USC in 1986.

**PERSONAL:** Attended Redondo (Redondo Beach, CA) HS, where he was later hired as an assistant coach (1980-82) while attending USC...Lettered in football as a DB and wrestled all four years...Craig and his wife, Lisa, have a son, Ian (18), who's a senior WR at Archbishop Spalding (Severn, MD) HS...Due to Covid-19, Ian played his junior year (2020) at Shawnee (Medford, NJ) HS and recorded 32 receptions for 750 yards and 7 TDs, earning Group 4 third-team All-State.

## TOP-RANKED RUN GAME REMAINS DOMINANT IN 2020

### NFL RUSHING RANKINGS / 2020

Rk.	Team	YPG	Att.	Yards	Avg.	TDs
1.	Baltimore Ravens	191.9	555	3,071	5.53	24
2.	Tennessee Titans	168.1	521	2,690	5.16	26
3.	Cleveland Browns	148.4	495	2,374	4.80	21
4.	New England Patriots	146.6	502	2,346	4.67	20
5.	Minnesota Vikings	142.7	468	2,283	4.88	20





# ANTHONY WEAVER

## RUN GAME COORDINATOR / DEFENSIVE LINE

COLLEGE: NOTRE DAME  
 BORN: 7/28/80, KILLEEN, TX  
 EXP. (NFL/RAVENS): 17/5 (7 PLAYING, 10 COACHING)



**ANTHONY WEAVER**, who is in his 12th season of coaching, reunited in 2021 with the Ravens, the team that drafted him in 2002. Following a seven-year NFL playing career along the defensive line – with his first four seasons in Baltimore (2002-05) and his last three in Houston (2006-08) – Weaver began coaching in 2010. He joined the Houston Texans in 2016 as the defensive line coach and was later promoted to defensive coordinator/defensive line coach in 2020. During the 2018 campaign, Houston received another standout season from All-Pro and Pro Bowl DE J.J. Watt, who along with DE/NT D.J. Reader, contributed to a stout run defense that led the NFL in opponent yards per rush (3.44) and yielded a franchise-low 1,323 rushing yards. Weaver also coached DE/OLB Jadeveon Clowney to a third-straight Pro Bowl campaign in 2018, when he posted 9 sacks, 16 TFL and 21 QBHs.

**2016-20: (with Houston): 2020:** Promoted to Texans defensive coordinator/defensive line. **2019:** Houston won its second-straight AFC South division title. **2018:** Texans were ranked fourth in the NFL with 29 takeaways...DE J.J. Watt and DE/OLB Jadeveon Clowney had 16 and 9 sacks, respectively, both earning Pro Bowl nods. **2017:** Defense produced 85 TFL, ranking as the second most in single-season franchise history...Texans also had 18 different players record at least a half-sack (second most in the NFL), and they tied for fifth in the league with 4 defensive TDs. **2016:** Texans produced the NFL's top-ranked defense (301.3 ypg allowed) for the first time in franchise history, winning their second-straight AFC South title...Houston also gave up the NFL's fewest first downs (17.0) and second-fewest net passing yards (201.6) per game...Mentored Clowney, who earned his first Pro Bowl selection.

**2014-15: (with Cleveland): 2015:** Assisted in the development of rookie DTs Danny Shelton and Jamie Meder, as well as DE Desmond Bryant, who led the team with a career-high 6 sacks. **2014:** Despite being hampered by injuries, Weaver's D-line unit contributed to a defense that ranked No. 1 in the NFL in opponent passer rating (74.1) and finished tied (SF) for

fourth in takeaways (29)...Hired by his former Ravens coach, Mike Pettine, the then-Browns' head coach.

**2013: (with Buffalo):** Weaver served as defensive line coach for the Bills, where his unit accounted for 43 of the defense's 57 sacks (the 57 sacks set a single-season franchise record and were the NFL's second most in 2013)...Buffalo was the NFL's only team to have three players – including DE Mario Williams (13), DT Kyle Williams (10.5) and DE Jerry Hughes (10) – record double-digit sacks that season...Additionally, DT Marcell Dareus posted a then-career-best 7.5 sacks, earning him – along with Mario and Kyle – Pro Bowl honors.

**2012: (with New York Jets):** Joined the NFL ranks as an assistant defensive line coach under head coach Rex Ryan, Weaver's former D-line coach in Baltimore.

**2011: (with North Texas):** Helped guide the Mean Green LBs, including former Raven Zach Orr.

**2010: (with Florida):** Weaver entered the collegiate ranks under Urban Meyer as a graduate assistant for the Gators.

**NFL PLAYER (2002-08):** Drafted in the second round (52nd overall) by the Ravens in 2002, Weaver appeared in 103 career regular season games (98 starts) between Baltimore (2002-05) and Houston (2006-08)...He recorded 260 tackles, 15.5 sacks, 5 FFs, 5 FRs, 20 PD and 3 INTs during his career.

**COLLEGE:** Was a four-year starter at Notre Dame, where he earned All-America honors as a standout defensive end for the Fighting Irish...Voted Team MVP in 2001 and was one of four captains that senior season.

**PERSONAL:** Attended Saratoga Springs (NY) HS, where he played both football and basketball and received the National Football Foundation scholar-athlete award...In 2010, he was inducted into the Saratoga Springs Blue Streaks Hall of Fame...He was also inducted into the Capital Region (NY) Hall of Fame (2011)...Anthony and his wife, Kristin, have two sons: Anthony Jr. and Justus.

### COACHING BACKGROUND

YEARS	COLLEGE/PRO TEAM	POSITION
2010	Florida.....	Graduate Assistant
2011	North Texas.....	Linebackers
2012	New York Jets.....	Assistant Defensive Line
2013	Buffalo Bills.....	Defensive Line
2014-15	Cleveland Browns.....	Defensive Line
2016-19	Houston Texans.....	Defensive Line
2020	Houston Texans.....	Defensive Coordinator/Defensive Line
2021	Baltimore Ravens.....	Run Game Coordinator/Defensive Line







# T.J. WEIST

## SPECIAL TEAMS COACH

COLLEGE: ALABAMA  
 BORN: 6/25/65, BAY CITY, MI  
 EXP. (NFL/RAVENS): 4/4



**T.J. WEIST** (pronounced WEEST), who joined the Ravens in 2018 as a coaching analyst, is in his third year working with the Ravens' exceptional special teams units. The Ravens posted a 26.7 KOR average in 2020, ranking as the NFL's second-best mark. Baltimore's special teams also produced the No. 4 opponent average starting field position (24.2) on kickoffs. In 2019, the Ravens won a second-straight AFC North title and produced a franchise-best 14-2 record. Baltimore is the first NFL stop for Weist, whose coaching career spans three decades and several colleges, including Western Kentucky, where he coached under John Harbaugh's father, Jack, for one season (2002). Weist later served as a senior offensive analyst on Jim Harbaugh's Michigan staff in 2015. Among other stops in his career, Weist coached at Connecticut, where he served as interim head coach for part of 2013, and at South Florida, where he was also named interim head coach prior to the Bulls' 2016 Birmingham Bowl game. Over 28 years coaching in the collegiate ranks, Weist guided several receivers who then played in the NFL, including Derrick Alexander, Desmond Howard and Amani Toomer at Michigan; Antwaan Randle El and Courtney Roby at Indiana; Armon Binns, former Raven Chris Moore (Texans) and Kenbrell Thompkins at Cincinnati; Jeremy Davis at UConn; Rodney Adams and Marquez Valdes-Scantling (Packers) at USF.

**2018-20 (with Baltimore): 2020:** Ravens ranked No. 2 with a 26.7 KOR average and No. 4 in opponent average starting field position (24.2) on KOR...LS Morgan Cox and K Justin Tucker each earned Pro Bowl honors for the second-consecutive season...Cox also earned first-team AP All-Pro honors. **2019:** Ravens posted a franchise-best 14-2 record en route to their second-straight AFC North title...Tucker earned Pro Bowl honors after scoring a franchise-record 141 points for the fourth-straight season. **2018:** Ravens won the AFC North Division...Focused primarily on providing support for the offensive coaching staff, opponent tendency reports and assisting with the running backs.

**2016 (with South Florida):** Hired as offensive coor./WRs coach by Willie Taggart, who left after the season for Oregon...Weist was named interim head coach for the '16 Birmingham Bowl, where South Florida defeated South Carolina, 46-39, in OT.

**2015 (with Michigan):** Under Jim Harbaugh, was the Wolverines' senior offensive assistant for one season.

**2013 (with Connecticut):** Spent one season with the Huskies, becoming interim head coach midway through the campaign.

**2010-12 (with Cincinnati):** Spent three seasons as the Bearcats' WRs coach...Mentored former Ravens WR/RS Chris Moore during his freshman year (2012).

**2002-09 (with Western Kentucky):** In his first year as RBs/WRs coach, team won the Division I-AA National Championship under head coach Jack Harbaugh...Promoted to assistant head coach in 2007...Team ranked 23rd in the country in total offense in his final year as offensive coordinator (2006)...In 2005, helped the Hilltoppers average 405.7 yards per game and score more than 30 points per game.

**1994-2001 (with multiple colleges):** Spent time guiding mostly WRs in college, including Indiana from 1997-2001, serving on the same staff as John Harbaugh in his first season.

**1990-93 (with Michigan):** Earned his first official coaching role as wide receivers coach under Wolverines' head coach Gary Moeller...Coached former Ravens WR Derrick Alexander and Desmond Howard, who won the Heisman Trophy in 1991.

**1988-89 (with Alabama):** Began his coaching career as a graduate assistant coach at his alma mater.

**COLLEGE:** Graduated from Alabama with a B.S. in health and physical education, while also earning his master's in exercise physiology...Played wide receiver for the Crimson Tide (1984-87), earning a letter in '87.

**PERSONAL:** Attended All Saints (Bay City, MI) HS...T.J. and his wife, Karen, have a son, James (13) and twin daughters, Karrington and Samantha (6).

### COACHING BACKGROUND

YEARS	COLLEGE/PRO TEAM	POSITION
1988-89	Alabama	Graduate Assistant - Wide Receivers
1990-93	Michigan	Wide Receivers
1994-95	Southern Illinois	Tight Ends/Wide Receivers
1996	Tulsa	Wide Receivers
1997-2001	Indiana	Wide Receivers
2002	Western Kentucky	Running Backs/Wide Receivers
2003-06	Western Kentucky	Offensive Coordinator - Wide Receivers
2007-09	Western Kentucky	Asst. Head Coach/Pass Game Coor./WRs
2010-12	Cincinnati	Wide Receivers
2013	Connecticut	Interim Head Coach/Offensive Coordinator
2015	Michigan	Senior Offensive Analyst
2016	South Florida	Interim Head Coach/Co-Offensive Coordinator
2018	Baltimore Ravens	Coaching Analyst
2019-20	Baltimore Ravens	Assistant Special Teams
2021	Baltimore Ravens	Special Teams





# DREW WILKINS

## OUTSIDE LINEBACKERS COACH

COLLEGE: MARYLAND  
BORN: 8/20/87, DOYLESTOWN, PA  
EXP. (NFL/RAVENS): 12/12



**DREW WILKINS**, who is in his 12th season with the Ravens and his second as outside linebackers coach, has helped effectively guide Baltimore pass rushers over the last several years. In 2020, the Ravens allowed the NFL's second-fewest points per game (18.9) and produced the No. 2 third-down defense (34.0%), also registering a league-high 25 FFs. The 2019 Ravens produced a franchise-best 14-2 record, winning a second-straight AFC North title. Baltimore allowed the NFL's third-fewest points (17.6) and fourth-fewest net yards (300.6) per game. The Ravens notched the league's No. 5 run "D" (93.4 ypg) and were No. 6 vs. the pass (207.2 ypg). In 2018, the Ravens were the NFL's No. 1-ranked defense, allowing an NFL-best 292.9 yards per game. Baltimore also permitted the league's second-fewest points per game (17.9). Baltimore was also among the best in other key defensive categories in 2018, including ranking third in third-down defense (34.1%), fourth in rushing yards allowed (82.9 ypg) and fifth in passing yards permitted (210.0 ypg). The Ravens' 80.6 defensive passer rating stood second, only behind the Bears' 72.9 mark. In 2017, Wilkins worked with a defensive unit that led the league in both takeaways (34) and INTs (22). He also helped mentor OLB Matthew Judon, who had a breakout season by leading the team in tackles for loss (17) and ranking second in sacks (8). In 2016, Wilkins worked with a defense that ranked fifth against the run (89.4 ypg) and finished seventh overall (322.1 ypg). Wilkins, who spent three seasons (2014-16) as a defensive assistant, was responsible for weekly production of the defensive playbook, scouting reports, film breakdown and assisting with the development of the defensive line in practice. He worked closely with former Ravens OLB Elvis Dumervil, who posted 35.5 sacks in his four years in Baltimore, including a franchise-record 17 sacks in 2014. Prior to joining the Ravens, Wilkins worked as a student assistant while attending the University of Maryland.

**2010-20: (with Baltimore) 2020:** Baltimore allowed the NFL's second-fewest points per game (18.9) and produced the No.

2 third-down defense (34.0%), also registering a league-high 25 FFs...OLB Matthew Judon achieved Pro Bowl honors for the second-consecutive season. **2019:** Ravens produced a franchise-best 14-2 record, winning a second-straight AFC North title...Baltimore allowed the NFL's third-fewest points (17.6) and fourth-fewest net yards (300.6) per game...Judon led the team with a career-high 9.5 sacks, earning his first trip to the Pro Bowl. **2018:** Ravens were the NFL's No. 1 defensive unit (292.9 ypg) and among the best in several other key defensive categories: third in third-down defense (34.1%), fourth in rushing yards allowed (82.9 ypg) and fifth in passing yards permitted (210.0 ypg). **2017:** Helped coach a defensive unit that allowed the sixth-fewest points per game (18.9) and led the league in both takeaways (34) and INTs (22)...OLB Terrell Suggs earned his seventh Pro Bowl honor and led the team with 11 sacks. **2016:** Assisted defensive line coach Joe Cullen, helping the Ravens boast the NFL's No. 5 rushing defense...Helped mentor DT Timmy Jernigan, who had the best year of his career, posting the third-most sacks (5) of any AFC DT...Ravens' defense finished seventh overall (322.1 ypg) and forced the NFL's fourth-most turnovers (28, tied, Ari. & SD). **2015:** Worked alongside the late Clarence Brooks, helping guide the Ravens' defensive line unit...Defense ranked No. 8 overall (337.4 ypg) and posted the NFL's No. 2 overall unit (291.1 ypg) and No. 1 pass defense (183.3 ypg) over the season's final eight games. **2014:** Worked primarily with the Ravens' defensive line and outside linebackers... Baltimore ranked No. 2 in red zone defense (42.6%) and ranked fourth in the NFL in rush defense (88.3 ypg)...OLB Elvis Dumervil (a franchise-record 17) and OLB Terrell Suggs (12) combined to produce the most sacks (29) among NFL duos. **2013:** As a coaching staff assistant, worked with a unit that helped anchor the league's 11th-ranked rushing defense (105.4 ypg) and allowed the NFL's fifth-fewest rushing TDs (7)...NT Haloti Ngata earned his fifth-straight Pro Bowl nod. **2012:** Worked as the Ravens' football video coordinator...

### COACHING BACKGROUND

YEARS	COLLEGE/PRO TEAM	POSITION
2006-09	Maryland	Student Assistant
2010-11	Baltimore Ravens	Football Video Operations Intern
2012	Baltimore Ravens	Football Video Coordinator
2013	Baltimore Ravens	Coaching Staff Assistant
2014-16	Baltimore Ravens	Defensive Assistant
2017	Baltimore Ravens	Assistant Defensive Line Coach
2018-19	Baltimore Ravens	Assistant Defensive Line Coach & OLBs
2020-21	Baltimore Ravens	Outside Linebackers Coach

*"Drew played an important role in my development. He also has a good feel for the game and a great football IQ."*

– Longtime Ravens Pro Bowl OLB Terrell Suggs





# DREW WILKINS

Assisted coaching with self-scouting, opponent tendencies and video cutups en route to the Ravens' Super Bowl XLVII title. **2010-11:** Began his career with the Ravens as a football video operations intern from 2010-11.

**COLLEGE:** Graduated from Maryland in 2010 with a double major in finance and supply chain management...While attending Maryland, worked as a student assistant under former Maryland head coach Ralph Friedgen and current Penn State head coach James Franklin... The Terps earned three bowl bids in Wilkins' four years working with the team.

**PERSONAL:** Attended La Salle College (Glenside, PA) HS, where he graduated in 2006 and earned All-Catholic League honors as a senior TE...Drew and his wife, Nurit, have a son, Benjamin Clarence (3), and a daughter, Emily Nina (1)...Their son's middle name is a nod to late Ravens D-line coach Clarence Brooks, who was instrumental in the early stages of Drew's NFL coaching career...Was selected to the East-West Shrine Game coaching staff (2017-19) for displaying extraordinary teaching and communication skills in the coaching profession...Served as the West squad's defensive coordinator in 2019.

## HOME FAST FACTS

- The Ravens are 24-8 at home in the month of December under John Harbaugh (2008-20) and 44-16 in such games in their history.
- Under Coach Harbaugh, the Ravens are 22-6 in November home games, producing the NFL's second-best such record. The Ravens have won 20 of their past 25 home games during the month.
- Under Coach Harbaugh, the Ravens are 19-4 in September home games. The Ravens have won 22 of their past 26 home games in the month of September (dating back to 2006).
- Under Coach Harbaugh, Baltimore has gone 21-5 against NFC teams at M&T Bank Stadium, producing the best home record by an AFC squad vs. the "other" conference.
- Baltimore has won 24 of its last 29 home games vs. NFC teams.
- In their history, the Ravens have hosted 22 games when the temperature was below 40 degrees. Baltimore is 19-3 in such games.
- Baltimore is 8-2 at home in November against AFC North foes under Harbaugh. Overall under Harbaugh, the Ravens are 27-12 in home games played against AFC North foes.
- Baltimore has won 22 of its last 31 home games vs. AFC North foes.
- The Ravens are 17-4 at home all time against teams from the West Coast (Ari. – 3-1, Oak. – 6-1, LAC – 3-1, SF – 3-0 and Sea. – 2-1).





# KEITH WILLIAMS

## PASS GAME SPECIALIST

COLLEGE: SAN DIEGO STATE  
 BORN: 6/18/71, LIMA, OH  
 EXP. (NFL/RAVENS): 1/1



**KEITH WILLIAMS** joined the Ravens in 2021 as the team's pass game specialist. He works closely with WRs coach Tee Martin in mentoring the Ravens' wide receivers. Williams has extensive experience coaching wide receivers, a group he's guided for 18 years at the collegiate level, including with Nebraska from 2015-17. More recently, he has worked as a personal wide receivers coach for a number of top NFL wideouts, including Pro Bowlers Tyreek Hill and Davante Adams, as well as current Raven Sammy Watkins.

**ADDITIONAL COACHING HIGHLIGHTS:** Williams also served as the wide receivers coach for the San Antonio Commanders of the Alliance of American Football in 2019. In his only other NFL experience, Williams spent the 2008 season with the San Diego Chargers in a minority internship coaching position.

**2015-17: (with Nebraska)** Mentored the Cornhuskers' wide receivers under head coach Mike Riley. **2015:** Under Williams' leadership, Nebraska's wideouts flourished, with the group combining for more than 200 receptions, nearly 2,800 yards and 23 TDs...Nebraska ranked in the Top 3 in the Big Ten in passing offense, scoring offense, total offense and third-down conversions.

**2012-14: (with Tulane)** Spent three seasons as Tulane's receivers coach, helping develop the Green Wave wideouts, who as a unit, combined for more than 150 receptions, close to 1,900 yards and 18 TDs in 2013...Among them was Ryan Grant, a two-time first-team All-Conference USA receiver who proceeded to play five seasons in the NFL after being selected by Washington in the fifth round of the 2014 Draft.

**2009-11: (with Fresno State)** Coached the receivers at Fresno State...Guided three of his wideouts to earn All-WAC honors,

including first-team choice Jalen Saunders (2011)...Bulldogs made two bowl appearances in Williams' three seasons.

**2005-08: (with San Jose City College)** Was SJCC's offensive coordinator and coached the wide receivers for four years.

**2001-04: (with San Jose State)** Joined the staff at SJSU and coached the wide receivers for four years...Under Williams' leadership, four Spartans receivers ranked among SJSU's all-time leaders in receiving yardage.

**2000: (with Solano College)** Started his coaching career at Solano College in Northern California.

**PRO PLAYER (1994-96):** Signed an NFL rookie free agent contract with Washington in 1994...Played for the Frankfurt Galaxy of the World League in the spring of 1995 and then joined the Saskatchewan Roughriders of the Canadian Football League (1995-96).

**COLLEGE:** Played wide receiver for San Diego State (1991-93)...Was a part of the Aztecs' 1991 Freedom Bowl team... He was also a member of the SDSU track and field team, finishing with a bronze in the WAC Outdoor Track & Field Championships 100M with a 10.31 time...Earned his bachelor's in Public Administration from San Diego State (1996).

**PERSONAL:** A Stockton, CA, native, Williams attended Tokay (Lodi, CA) HS, where he excelled in both football (wideout and safety) and track, earning All-San Joaquin County Section honors in both sports...He holds the 100M (10.44) and 200M (21.2) records at Tokay...Keith and his wife, Ayana, have a son, Keyan, who is the wideouts coach at Missouri Southern, and daughter, Kaya, who attends Jacksonville University as a sophomore soccer player for the Dolphins.

*"Keith has extensive experience working as a personal coach for some of the NFL's top wide receivers. His offensive knowledge – particularly in the passing game – and his ability to get the very best out of his players aligns well with the values of our coaching staff."*

*– Head Coach John Harbaugh*


### COACHING BACKGROUND

YEARS	COLLEGE/PRO TEAM	POSITION
2000	Solano College	Wide Receivers
2001-04	San Jose State	Wide Receivers
2005-08	San Jose City College	Offensive Coordinator/Wide Receivers
2009-11	Fresno State	Wide Receivers
2012-14	Tulane	Wide Receivers
2015-17	Nebraska	Wide Receivers
2019	San Antonio Commanders	Wide Receivers
2021	Baltimore Ravens	Pass Game Specialist





# COACHING STAFF



## TRAVIS SWITZER

### OFFENSIVE QUALITY CONTROL

COLLEGE: AKRON

BORN: 11/10/92, LANCASTER, PA

EXP. (NFL/RAVENS): 5/5

Travis Switzer enters his fifth season in Baltimore and first as offensive quality control coach. In his new role with the Ravens, Switzer works primarily with the tight ends. After earning an invitation to the Miami Dolphins' rookie minicamp as an offensive lineman in 2015, Switzer soon transitioned into the coaching ranks. He originally joined the Ravens in an administrative – performance role under head strength & conditioning coach Steve Saunders for the 2017 season. Prior to working together in Baltimore, Saunders trained Switzer while he was a collegiate athlete at the University of Akron. From 2019-20, Switzer served as an offensive coaching analyst in Baltimore, where he helped guide the wide receivers group, before being promoted to offensive quality control coach in 2021. Switzer played four seasons (2011-14) along the offensive line – with 36-consecutive starts at center – for the Akron Zips, for whom he was an Academic All-MAC selection (2014) and a two-time offensive recipient of the Harry "Doc" Smith Award (2013-14), which recognizes the most outstanding player of each class. He earned a bachelor's degree in sports management from Akron.



## SCOTT COHEN

### DIRECTOR OF FOOTBALL RESEARCH

COLLEGE: DICKINSON

BORN: 1/28/69, PHILADELPHIA, PA

EXP. (NFL/RAVENS): 30/7

Scott Cohen is in his 30th NFL season – and seventh with Baltimore's coaching staff – after spending 24 years in NFL player personnel. As director of football research, Cohen provides weekly reports to the coaching staff for opponent preparation, in addition to self-scouting, opponent-related research projects and top team/NFL trends. He also evaluates and streamlines different technologies with sport science and analytics as they relate to the coaching staff. Prior to his Baltimore arrival, Cohen served as the Buccaneers' senior personnel advisor (2013-14), Jets' assistant general manager (2008-12), Eagles' director of pro personnel (2001-07) and Jaguars' assistant director of pro scouting (1999-2000). Cohen, who entered the NFL with Washington's scouting department in 1992, worked in the Eagles' personnel department during several years while John Harbaugh was on the Philly coaching staff. Scott and his wife, Linda, have two children, Hannah and Andrew.



## MEGAN McLAUGHLIN

### DIRECTOR OF FOOTBALL INFORMATION

COLLEGE: ST. MARY'S COLLEGE

BORN: 4/28/76, DESTREHAN, LA

EXP. (NFL/RAVENS): 20/17

In her 17th year with the Ravens, Megan McLaughlin was promoted to director of football information in 2020. She supports the coaching staff in all of its daily operations. Among her many duties, McLaughlin manages the updates for the players' iPad playbooks, making sure they have the latest information, including daily schedules and gameplans from the coaches. McLaughlin previously served as the administrative assistant to player personnel for the Saints (1999-2001), and she was also an office manager for the University of Florida football team (2002-04). McLaughlin was a student manager for football and women's lacrosse at Notre Dame (1995-98). She earned a bachelor's degree from St. Mary's College in Notre Dame, IN.



## DAN PARSONS

### ASSISTANT TO THE HEAD COACH


COLLEGE: OHIO

BORN: 11/24/84, PORTLAND, ME

EXP. (NFL/RAVENS): 11/11

Dan Parsons assists head coach John Harbaugh in all areas, including day-to-day operations, office management and administration. After earning his master's degree in coaching education from Ohio University, Parsons spent two years as the Ravens' operations intern before joining the coaching staff in 2012. He earned a second master's (sports administration) from Fairleigh Dickinson in 2013. During the 2020 COVID-19 quarantine, Parsons took a Spanish language course.


# COACHING STAFF




**ANTHONY WATSON**  
Assistant Strength &  
Conditioning Coach  
Joined Ravens: 2019




**SCOTT ELLIOTT**  
Assistant Strength &  
Conditioning Coach  
Joined Ravens: 2019



**RON SHRIFT**  
Assistant Strength &  
Conditioning Coach  
Joined Ravens: 2017



**SAM ROSENGARTEN**  
Football Performance  
Coach  
Joined Ravens: 2017



**DANIEL STERN**  
Football Research Coach  
Joined Ravens: 2016


## 2021 RAVENS COACHING INTERNS AND FELLOWS




**CHARLIE GELMAN**  
Coaching Research Intern



**RICHARD OLEKANMA**  
Coaching Research Fellow



**NOAH RILEY**  
Coaching Research Intern



**MATT ROBINSON**  
Coaching Fellow



**ADAM SCHRACK**  
Coaching Research Intern

## RAVENS COACHING TREE

### 2021 NFL & NCAA HEAD COACHES WHO SPENT TIME IN RAVENS ORGANIZATION

**Head Coach (Team)**

David Culley (Texans)  
Vic Fangio (Broncos)  
Kirk Ferentz (Iowa)  
Thomas Hammock (N. Illinois)  
David Shaw (Stanford)

**Last Position Held w/ Ravens (Years)**

Asst. HC/Pass Coordinator/WRs, 2019-20  
Linebackers (2006-09)  
Asst. Head Coach/Offense (1996-98)  
Running Backs (2014-18)  
Wide Receivers (2002-05)

**X** Other former Ravens assistants who became head coaches include Jim Caldwell (Lions), Jack Del Rio (Jaguars/Raiders), Pat Hill (Fresno State), Hue Jackson (Raiders/Browns), Gary Kubiak (Broncos), Marvin Lewis (Bengals), Eric Mangini (NY Jets/Browns), Rick Neuheisel (UCLA), Mike Nolan (49ers), Chuck Pagano (Colts), Mike Pettine (Browns), Rex Ryan (Jets/Bills), Jim Schwartz (Lions), Mike Singletary (49ers), Mike Smith (Falcons) and Ken Whisenhunt (Cardinals/Titans).



# ALL-TIME RAVENS COACHES

NAME	LAST POSITION HELD	NAME	LAST POSITION HELD
ROY ANDERSON	Defensive Asst./Secondary, 2009-11	TED MARCHIBRODA	Head Coach, 1996-98
RICHARD ANGULO	Assistant Offensive Line, 2015-21	TEE MARTIN	Wide Receivers, 2021
MARK ASANOVICH	Asst. Strength & Conditioning, 2002	DON "WINK" MARTINDALE	Defensive Coordinator, 2012-21
TERYL AUSTIN	Secondary, 2011-13	JOHN MATSKO	Offensive Line, 2008-10
JUNEY BARNETT	Asst. Strength & Conditioning, 2012-18	GREG MATTISON	Defensive Coordinator, 2008-10
MAXIE BAUGHAN	Linebackers, 1996-98	JESSE MINTER	Defensive Backs, 2018-20
BRIAN BILLICK	Head Coach, 1999-2007	ANDY MOELLER	Offensive Line, 2008-13
ANDY BISCHOFF	Assistant Tight Ends, 2015-20	TED MONACHINO	Linebackers, 2010-15
CLARENCE BROOKS	Senior Defensive Assistant, 2006-16	WILBERT MONTGOMERY	Running Backs, 2008-13
JASON BROOKS	Asst. D-Line/Quality Control, 2009-12, 2021	MARTY MORNHINWEG	Offensive Coordinator, 2015-18
RANDY BROWN	Special Teams, 2008-21	CHIP MORTON	Asst. Strength & Conditioning, 1999-2001
JACOB BURNEY	Defensive Line, 1996-98	TONY NATHAN	Running Backs, 2006-07
JIM CALDWELL	Offensive Coordinator, 2012-13	RICK NEUHEISEL	Offensive Coord./Quarterbacks, 2005-07
CAM CAMERON	Offensive Coordinator, 2008-12	MIKE NOLAN	Defensive Coordinator, 2001-04
MARK CARRIER	Secondary, 2006-09	SCOTT O'BRIEN	Special Teams, 1996-98
JUAN CASTILLO	Offensive Line, 2012-16	CHUCK PAGANO	Defensive Coordinator, 2008-11
MATT CAVANAUGH	Offensive Coordinator, 1999-2004	BRIAN PARIANI	Tight Ends, 2014
JIM COLLETO	Offensive Line, 1999-2004	DEAN PEES	Defensive Coordinator, 2010-17
JOE CULLEN	Defensive Line, 2016-20	JAY PETERSON	Assistant LBs/Quality Control, 2021
DAVID CULLEY	Asst. HC/Pass Coordinator/WRs, 2019-20	MIKE PETTINE	Outside Linebackers, 2002-08
JOE D'ALESSANDRIS	Offensive Line, 2017-21	RUSS PURNELL	Special Teams, 1999-2001
BILLY DeLORBE	Cross Training Specialist, 2014	ALVIN REYNOLDS	Defensive Backs, 1996-98
JACK DEL RIO	Linebackers, 1999-2001	PAUL RICCI	Asst. Strength & Conditioning, 2002-07
RICK DENNISON	Quarterbacks, 2014	BOB ROGUCCI	Dir. of Strength & Conditioning, 2008-16
JOHN DUNN	Asst. Strength & Conditioning, 2008-11	GREG ROMAN	Offensive Coordinator, 2006-07, 2017-21
LESTER ERB	Quality Control/Offense, 1997-98	JERRY ROSBURG	Sp. Teams Coord./Assoc. Head Coach, 2008-18
BOBBY ENGRAM	Tight Ends, 2014-21	REX RYAN	Asst. Head Coach/Def. Coord., 1999-2008
VIC FANGIO	Linebackers, 2006-09	ROB RYAN	Inside Linebackers, 2021
JIM FASSEL	Offensive Coordinator, 2004-06	AL SAUNDERS	Senior Offensive Assistant, 2009-10
JOHN FASSEL	Special Teams Assistant, 2005-07	STEVE SAUNDERS	Head Strength & Conditioning, 2016-21
KIRK FERENTZ	Asst. Head Coach/Offense, 1996-98	JIM SCHWARTZ	Quality Control/Defense, 1996-98
JEDD FISCH	Asst. Quarterbacks Coach, 2004-07	JOHN SETTLE	Quality Control/Special Teams, 1996-97
JEFF FITZGERALD	Linebackers, 2004-07	STEVE SHAFER	Asst. Head Coach/Secondary, 1999-2001
CHRIS FOERSTER	Offensive Line/Asst. Head Coach, 2005-07	DAVID SHAW	Wide Receivers, 2002-05
LESLIE FRAZIER	Secondary, 2016	MIKE SHEPPARD	Wide Receivers, 1996
JEFF FRIDAY	Strength and Conditioning, 1999-2007	DARRIN SIMMONS	Quality Control/Special Teams, 1998
FRANK GANSZ JR.	Special Teams Coordinator, 2006-07	JERRY SIMMONS	Strength and Conditioning, 1996-98
THOMAS HAMMOCK	Running Backs, 2014-18	MATT SIMON	Running Backs, 1999-2005
JAY HARBAUGH	Offensive Quality Control, 2013-14	MIKE SINGLETARY	Inside Linebackers, 2003-04
JOHN HARBAUGH	Head Coach, 2008-21	MIKE SMITH	Linebackers, 1999-2002
WADE HARMAN	Tight Ends, 1999-2013	STEVE SPAGNUOLO	Secondary/Asst. Head Coach, 2013-14
DONNIE HENDERSON	Secondary, 1999-2003	DON STROCK	Quarterbacks, 1996-98
CHRIS HEWITT	Pass Defense Coordinator, 2012-21	TRAVIS SWITZER	Offensive Quality Control, 2021
PAT HILL	Tight Ends, 1996	BENNIE THOMPSON	Assistant Special Teams, 2000-05
CHRIS HORTON	Special Teams Coordinator, 2016-21	DENNIS THURMAN	Secondary, 2002-07
JIM HOSTLER	Wide Receivers, 2008-13	MARC TRESTMAN	Offensive Coordinator, 2015-16
HUE JACKSON	Quarterbacks, 2008-09	JAMES URBAN	Quarterbacks, 2018-21
MILT JACKSON	Wide Receivers, 1999-2000	CRAIG VER STEEG	Running Backs, 2008-21
MIKE JOHNSON	Wide Receivers, 2006-07	TODD WASHINGTON	Assistant Offensive Line, 2011-16
GARY KUBIAK	Offensive Coordinator, 2014	ANTHONY WATSON	Asst. Strength and Conditioning, 2019-21
AL LAVAN	Running Backs, 1996-98	ANTHONY WEAVER	Run Game Coordinator/D-Line, 2021
MARVIN LEWIS	Defensive Coordinator, 1996-2001	MATT WEISS	Running Backs, 2009-20
STERLING LUCAS	Defensive Assistant/DL, 2018-20	T.J. WEIST	Special Teams, 2018-21
D'ANTON LYNN	Offensive Quality Control, 2021	KEN WHISENHUNT	Tight Ends, 1997-98
JOHNNIE LYNN	Secondary, 2004-05	DREW WILKINS	Outside Linebackers, 2014-21
MARWAN MAALOUF	Asst. Special Teams, 2008-11	KEITH WILLIAMS	Pass Game Specialist, 2021
MIKE MACDONALD	Linebackers, 2015-20	PHIL ZACHARIAS	Defensive Assistant, 2002-04
ERIC MANGINI	Quality Control/Offense, 1996	GARY ZAUNER	Special Teams Coordinator, 2002-05
RICHARD MANN	Wide Receivers, 1997-98	JIM ZORN	Quarterbacks, 2010



# OZZIE NEWSOME

## EXECUTIVE VICE PRESIDENT

COLLEGE: ALABAMA

BORN: 3/16/56, MUSCLE SHOALS, AL

EXP. (NFL/RAVENS): 44/26 (13 PLAYING / 31 FRONT OFFICE)



**OZZIE NEWSOME's** legacy is unlike any the game of football has produced. Simply put, "The Wizard" will forever remain in a class of his own.

Flourishing at every point of his football career, Newsome has not just followed a successful path, he has blazed the trail. Known throughout all of sports as a premier leader, Newsome is a Hall of Fame player, the architect of Baltimore's Super Bowl XXXV and Super Bowl XLVII championship teams and an elite personnel evaluator who became the NFL's first African American general manager in 2002.

(In 2019, Newsome's longtime top lieutenant, Eric DeCosta, took over as the Ravens' EVP & GM. However, Newsome maintains a significant role within the organization as its executive vice president.)

"If Ozzie wasn't already in the Hall of Fame as a tight end, they would be putting him in as a general manager," Hall of Fame GM Bill Polian stated.

"Ozzie is special as a person," head coach John Harbaugh states. "Obviously, he's great at what he does – that's proven. He's been great at everything that he's done. If you look at his history, he's a Hall of Famer; he's in every Hall of Fame there is, and still counting. For me, it goes beyond that; it goes to who he is as a person – the type of husband he is, the type of father he is, the type of friend he is, confidant, advisor, just all-around good person with a great heart and a strong faith."

Newsome's remarkable football journey began in Leighton, AL, where he first stepped onto the gridiron with the hope of playing college football. That dream turned into a reality when he became a standout at Alabama under Bear Bryant from 1974-77. "Coach Bryant helped me grow up," states Newsome, who has a sideline portrait of the legendary coach and mentor on his office wall. "He pushed me further than I thought I could go, both on and off the field."

In 1978, Cleveland selected Newsome in the first round (23rd

overall) of the NFL Draft. Playing 13 years for the Browns, he authored the most productive career for a tight end in the game's history. A three-time Pro Bowler, his 662 receptions for 7,980 yards and 47 TDs stood as NFL records by a TE until Hall of Famer Shannon Sharpe surpassed those marks in 2001 (HOFer Tony Gonzalez now owns the catches and receiving yards marks, while Antonio Gates holds the TDs record).

Following his storied playing days, Ozzie joined Cleveland's front office. His initial non-player position came as an assignment scout in 1991. Two years later, he was promoted to a comprehensive role – assistant to the head coach/offense/pro personnel. "I had to find out which direction my career would go," Newsome explains. "Art [Modell] gave me the opportunity to work with the coaches, and I enjoyed that. At the same time, I increased my experience with the personnel department and decided that's where I wanted my career to head."


In 1994, Newsome was named the Browns' director of pro personnel. Although he continued to help on the field, Ozzie provided detailed studies on other NFL players and recommended which players the Browns should try to acquire. When the franchise moved to Baltimore in 1996, Mr. Modell invited Newsome and promoted him to vice president of player personnel. From that point, Ozzie's reputation as a supreme talent assessor grew quickly.

In the Ravens' first-ever draft, Newsome tabbed T Jonathan Ogden and LB Ray Lewis (fourth and 26th selections, respectively). Combining to produce an amazing 24 Pro Bowl honors, Ogden became the first Ravens' draft choice elected into the Pro Football Hall of Fame (2013), while Lewis was enshrined in 2018. Fittingly, the duo joined Newsome, who was inducted into the Hall as a Brown in 1999.

Another top Newsome draft pick, S Ed Reed (2002), received a gold jacket in 2019, giving the Ravens three first-ballot Hall of Famers – all selected by "The Wizard."

### OZZIE NEWSOME CAREER SNAPSHOT

- NFL's First African American General Manager (promoted in 2002)
- Architect of the Ravens' 2000 Super Bowl XXXV & 2012 Super Bowl XLVII Title Teams
- NFL Executive of the Year (2000)
- Pro Football Hall of Fame (Class of 1999)
- State of Alabama Hall of Fame (Class of 1995)
- National Football Foundation College Hall of Fame and NCAA Hall of Fame (Class of 1994)
- 13-Year NFL Tight End with the Cleveland Browns (1978-90)
- Three-Time NFL Pro Bowler (1981, 1984-85)
- Four-Time Cleveland Touchdown Club Offensive Player of the Year (1978, 1981, 1983-84)
- Current Member of Two Major NFL Policy-Making Groups: Competition Committee and Player Care Foundation Board





# OZZIE NEWSOME

*"He and I have always been very different in a lot of ways, but so aligned. It's a special relationship in my life. I've learned a lot of football, but honestly, just a lot more about being a good person. So, I am extremely happy that Ozzie is going to play such a significant role moving forward for this organization."*

*– Ravens EVP & GM Eric DeCosta on Ozzie Newsome*

Starting with Ogden and Lewis, Newsome consistently compiled impressive draft classes for the Ravens. In the team's first 23 drafts (1996-2018) – all led by Newsome – Baltimore tabbed 24 first-rounders who have earned a total of 65 Pro Bowl honors. And when the Ravens had a high pick, they didn't miss. Of the eight players chosen in the Top 10 by Baltimore, five (Ogden, OLB Peter Boulware, CB Chris McAlister, RB Jamal Lewis, the 2003 NFL Offensive Player of the Year, and OLB Terrell Suggs, the 2011 NFL Defensive Player of the Year) earned Pro Bowl accolades. Additionally, Baltimore picked in the bottom half of the first round with uncanny success: Lewis was twice named the NFL Defensive Player of the Year; TE Todd Heap (31st) went to two Pro Bowls as a Raven; Reed (24th) was chosen an All-Star nine times and earned NFL Defensive Player of the Year in 2004; QB Joe Flacco (18th) was named Super Bowl XLVII MVP, leading the Ravens to their second World Championship in 2012; LB C.J. Mosley (17th) became the first Ravens rookie to garner Pro Bowl honors following an exceptional 2014 season (and again in 2016-18); and QB Lamar Jackson (32nd) was named just the second-ever unanimous NFL MVP in 2019.

Amazingly, in the Ravens' brief history with Newsome at the helm, he drafted 25 players who earned Pro Bowl honors. When including 2006 Pro Bowl LB Bart Scott, Pro Bowl K Justin Tucker (2013, 2016 & 2019-20), Pro Bowl LS Morgan Cox (2015-16 & 2019-20) and Pro Bowl FB Patrick Ricard (2019-20), who signed as rookie free agents in 2002, 2012, 2010 and 2017, respectively, Baltimore produced 29 homegrown Pro Bowlers under Newsome's leadership.

In addition to his knack for evaluating talent on the field, Ozzie has also mastered the ability to develop and share insight with scouts who work under him. Over time, Newsome developed the Ravens' methodical and disciplined draft process, one that's foundation is laid years in advance. Now led by DeCosta, the "process" includes 25 members of the scouting department, but also has feedback from Ravens coaches. Much of Baltimore's staff has been with the team since the franchise started in 1996 or has graduated from the "20/20 Club," a group that consists of members who

began with the Ravens as young assistants and grew into evaluators with more input. (The term "20/20" refers to hiring "20-year-olds for \$20,000." "Actually, the guys started when they were a little older than 20 and for more than \$20,000, but that's what we call them," Newsome adds.)

DeCosta and Newsome, who is on the NFL's Competition Committee and the NFL Player Care Foundation Board, encourage all scouts and coaches to have strong opinions, noting specifically that they want to hear what everyone in the room has to say. Because of this philosophy, one of the biggest strengths of the Ravens' personnel team is that "we respect and listen to each other."

"We've been fortunate to have guys who cut their teeth right here in Baltimore, and our methods and philosophies have become engrained," Newsome affirms. "We have had great guys with Phil Savage, 'Shack' [James Harris], George Kokinis, Eric DeCosta and other people who were helping these young scouts along the way. I think that's the secret. It's the way we do things, and the way these guys gravitate to the process of the Baltimore Ravens."

With leadership from Newsome, Baltimore also fosters an environment that breeds standout coaches. By bringing in individuals who embrace the "Raven Way," Baltimore creates a synergy that manufactures success among scouts, coaches and players. As a result, the Ravens have had many assistants move on to become or return as head coaches, both on the collegiate and NFL level: Jim Caldwell (Lions), David Culley (Texans), Jack Del Rio (Jaguars/Raiders), Vic Fangio (Broncos), Kirk Ferentz (Iowa), Thomas Hammock (Northern Illinois), Pat Hill (Fresno State), Hue Jackson

(Raiders/Browns), Gary Kubiak (Broncos), Marvin Lewis (Bengals), Eric Mangini (Browns/Jets), Rick Neuheisel (UCLA), Mike Nolan (49ers), Chuck Pagano (Colts), Mike Pettine (Browns), Rex Ryan (Jets/Bills), Jim Schwartz (Lions), David Shaw (Stanford), Mike Singletary (49ers), Mike Smith (Falcons) and Ken Whisenhunt (Cardinals/Titans).

"[Ravens] guys love to play the game, and those are the guys you surround yourself with," states Ryan, who worked with Newsome from 1999-2008. "That's why you have a chance to be successful [in Baltimore]."

## NEWSOME'S FIRST-ROUND PICKS

Year	Name	Pick	Pro Bowls
1996	T Jonathan Ogden* <sup>@</sup>	4	11
1996	LB Ray Lewis* <sup>##+@</sup>	26	13
1997	LB Peter Boulware* <sup>-</sup>	4	4
1998	CB Duane Starks*	10	
1999	CB Chris McAlister*	10	3
2000	RB Jamal Lewis* <sup>~</sup>	5	1
2000	WR Travis Taylor	10	
2001	TE Todd Heap*	31	2
2002	S Ed Reed* <sup>#@</sup>	24	9
2003	OLB Terrell Suggs* <sup>-#</sup>	10	7
2003	QB Kyle Boller	19	
2005	WR Mark Clayton*	22	
2006	DT Haloti Ngata*	12	5
2007	G Ben Grubbs*	29	2
2008	QB Joe Flacco* <sup>^+</sup>	18	
2009	T Michael Oher*	23	
2011	CB Jimmy Smith	27	
2013	S Matt Elam	32	
2014	LB C.J. Mosley*	17	4
2015	WR Breshad Perriman	26	
2016	T Ronnie Stanley	6	1
2017	CB Marlon Humphrey	16	2
2018	TE Hayden Hurst	25	
2018	QB Lamar Jackson=	32	1

+ Super Bowl MVP @ Pro Football Hall of Famer  
 = NFL MVP # NFL Defensive Player of the Year  
 ~ NFL Offensive Player of the Year  
 - NFL Defensive Rookie of the Year  
 \* All-Rookie Team performer that season  
 ^ NFL.com Rookie of the Year (fan vote)

# OZZIE NEWSOME

**NFL PLAYER: 1978-90: (with Cleveland)** Newsome retired after 13 years as a premier NFL tight end... Entering 2021, his 662 receptions rank seventh most and his 7,980 receiving yards rank eighth most all time by a TE (each mark also stands as the most ever by any player in Browns history)... Newsome also caught 47 career TD passes, fourth most in Browns annals... Newsome ended his career as the fourth-leading NFL receiver of all time... He earned three Pro Bowls (1981, 1984-85) and was a four-time winner of the Cleveland Touchdown Club's Offensive Player of the Year award (1978, 1981 and 1983-84)... His streak of 150-consecutive games with a catch by a TE is the second longest in NFL history (Tony Gonzalez, 211)... Winner of the 1990 Byron "Whizzer" White Award as the NFL's top community volunteer... Newsome, who was named to the All-NFL team of the 1980's (second team), consistently received All-AFC and All-NFL honors throughout his career... He was a 1978 No. 1 draft choice (23rd overall), along with LB Clay Matthews (12th), and the two are among an elite group of Browns to have played for three decades... The others are Gene Hickerson (1958-60, 62-73), Dick Schafrath (1959-71) and Don Cockroft (1968-80)... Until former Ravens TE Shannon Sharpe broke his records in 2001, Newsome's pro career was the most productive of any TE in NFL history... Was inducted into the Pro Football Hall of Fame in 1999... Calvin Hill (RB - Dallas, Washington, Cleveland), a close friend, introduced Newsome at the induction ceremony.



**Ozzie Newsome (right) was inducted into the Pro Football Hall of Fame in 1999 and introduced by close friend Calvin Hill.**

scholarships for Baltimore City Public Schools graduates who attend an HBCU in Maryland... In 2017, Newsome was honored with the Achievement in Professional & Educational Excellence (APEX) Award from the Earl G. Graves School of Business and Management Honors Program at Morgan State University... In 2014, Newsome received the Leadership Award for career achievement at the John Mackey Awards banquet... In 2012, was honored with the Maxwell Football Club's Francis J. "Reds" Bagnell Award for outstanding contribution to the game of football... In 2007, along with Tony Dungy, Herm Edwards and Lovie Smith, Newsome received the Fritz Pollard Alliance's Johnnie Cochran Salute to Excellence Award, which honors African Americans in the NFL who make the biggest impact on the field and in the front office... Newsome was also honored with the award in 2009, 2011 and 2012... Additionally, in 2007, he received the FPA's Paul "Tank" Younger Award, acknowledging his dedication and achievement in building a successful organization... Newsome has gained induction into eight Halls of Fame: Pro Football Hall of Fame in Canton, OH (1999), National Football Foundation College Hall of Fame (1994), NCAA Hall of Fame (1994), State of Alabama Hall of Fame (1995), National High School Hall of Fame (2014), National Federation of State High School Associations Hall of Fame (2014), Colbert County High School (Leighton, AL) Hometown Hall of Fame (2012) and Little League Baseball Hall of Fame (2008)... An avid golfer, Ozzie's dream foursome would include Bear Bryant, Tiger Woods, Michael Jordan and himself... Newsome and his wife, Gloria, live in Cockeysville, MD... Their son, Michael Ryan, graduated from Alabama.

**COLLEGE:** Newsome graduated from Alabama with a degree in recreation administration... During his four-year career with the Crimson Tide, he posted 102 receptions for 2,070 yards and 16 TDs... Newsome also helped Alabama capture three SEC Championships... As a senior in 1977, he was named team captain and the Southeastern Conference's Lineman of the Year... Newsome also earned All-American honors at WR... He was inducted into the College Football Hall of Fame (South Bend, IN) in 1994.

**PERSONAL:** Attended Colbert County (Leighton, AL) HS... Winner of the 1990 Byron "Whizzer" White Award as the NFL's top community volunteer, he is widely known for his willingness to help those in need... In June of 2021, Ravens owner Steve Bisciotti and his wife, Renee, honored Newsome by making a \$4 million gift in his name to Maryland's four Historically Black Colleges and Universities (HBCUs)... Through The Stephen and Renee Bisciotti Foundation, the \$4 million donation created the Ozzie Newsome Scholars Program, which funds

## RAVENS HONORS UNDER NEWSOME

Under Ozzie Newsome's guidance, the Ravens have produced five all-time AP Player of the Year honors and one AP NFL MVP. Baltimore has also had two players earn Defensive ROY, two garner Super Bowl MVP honors and three selected into the Pro Football Hall of Fame. All of these players (below) are Ravens' draft picks.

Draft Pick (Year)	Major Accolade	Draft Pick (Year)	Major Accolade
Jonathan Ogden (1996).....	Pro Football Hall of Fame (2013)	Ed Reed (2002).....	Pro Football Hall of Fame (2019)
Ray Lewis (1996).....	Pro Football Hall of Fame (2018)		2004 Defensive POY
	2000 & 2003 Defensive POY	Terrell Suggs (2003).....	2003 Defensive ROY
	Super Bowl XXXV MVP		2011 Defensive POY
Peter Boulware (1997).....	1997 Defensive Rookie of the Year	Joe Flacco (2008).....	Super Bowl XLVII MVP
Jamal Lewis (2000).....	2003 Offensive POY	Lamar Jackson (2018).....	2019 NFL MVP





# PAT MORIARTY

## SENIOR VP OF FOOTBALL OPERATIONS

COLLEGE: GEORGIA TECH

BORN: 5/19/55, CLEVELAND, OH

EXP. (NFL/RAVENS): 29/26 (1 PLAYING / 28 FRONT OFFICE)



**PAT MORIARTY**, the team's senior vice president of football operations, has been a key part of the franchise since 1994. A longtime member of the personnel staff, Moriarty was one of the NFL's original "capologists." He oversees the management and strategic planning of the Baltimore salary cap. He has negotiated hundreds of player contracts and works closely with Nick Matteo on the team's salary cap administration, roster management and the day-to-day operations of the player personnel department. Over the course of 27 years, Moriarty has negotiated player contracts totaling over \$1 billion. He has worked on the contracts for over 150 draft choices, as well as numerous free agents. He also analyzes draft-day trades each spring. Moriarty works closely with GM Eric DeCosta in many areas, including helping to coordinate the budgets of the scouting, coaching, equipment, football video, training, and strength and conditioning departments. In 2008, Moriarty was part of an eight-member committee to select head coach John Harbaugh.

**1996-2021: (with Baltimore) 2020:** Re-negotiated the contract of Pro Bowl CB Marlon Humphrey who signed a five-year extension. **2019:** Re-negotiated the contracts of Pro Bowlers G Marshal Yanda and DT Brandon Williams. **2018:** Signed all 12 draft picks and free agent WRs Michael Crabtree and John Brown, as well as restricted free agent WR Willie Snead IV. **2017:** Negotiated a multi-year contract extension for DT Brandon Williams and signed free agents CB Brandon Carr and S Tony Jefferson, both of whom started every game in '17. **2016:** Negotiated a multi-year contract extension for Super Bowl XLVII MVP Joe Flacco and signed free agents WR Mike Wallace, TE Benjamin Watson and S Eric Weddle, who earned two trips to the Pro Bowl as a Raven. **2015:** Negotiated a contract extension for CB Jimmy Smith and P Sam Koch. **2013-14:** Re-signed a number of key Ravens free agents, including RB Justin Forsett, who earned his first Pro Bowl, and Pro Bowl WR Steve Smith Sr. to multi-year deals ('14)...Re-signed Flacco to a six-year contract and signed free agents DL Chris Canty and OLB Elvis Dumervil to multi-year deals ('13). **2010-12:** Extended the contracts of defensive starters S Bernard Pollard and CB Lardarius Webb ('12) and negotiated a long-term deal for Koch ('11)...Ravens traded for and then signed Pro Bowl WR Anquan Boldin ('10) and signed standout free agent DE Cory Redding. **2008-09:** In 2009, team re-signed LB Ray Lewis to finish his career in Baltimore and added quality free agent veterans, including six-time Pro Bowl C Matt Birk, K Billy Cundiff, CB Domonique Foxworth and CB/RS Chris Carr, to improve the roster...In 2008, Ravens signed Pro Bowl special teamer Brendon Ayanbadejo. **2005-07:** Ravens traded for QB Steve McNair in 2006, and in 2007, for RB Willis McGahee, who earned his first Pro Bowl with Baltimore...Moriarty also re-negotiated the contracts of two key Ravens defensive players: NT Kelly Gregg and Pro Bowl S

Ed Reed...Also re-signed OLB Jarret Johnson and Pro Bowl LB Bart Scott...In free agency, Moriarty negotiated the contracts for key additions DE Trevor Pryce, WR Derrick Mason and CB Samari Rolle...Named VP of football administration in '05. **1997-2004:** Re-negotiated the contracts of several other pivotal players, including Pro Bowler TE Todd Heap and Hall of Famers LB Ray Lewis and T Jonathan Ogden, allowing the team to remain competitive while staying within the confines of the salary cap. **1996:** When the franchise moved to Baltimore, Moriarty was named the organization's chief financial officer.

**1994-95: (with Cleveland)** Joined the Browns' front office in 1994 as the director of business operations.

**1982-93:** Was involved in commercial banking in the Cleveland area. **1988-93:** Worked for Key Bank in Cleveland in the corporate lending division.

**NFL PLAYER (1979-81): 1980-81:** Spent NFL training camps with Browns and Dolphins. **1979:** Moriarty's NFL career began as a rookie free agent RB for the Cleveland Browns in 1979... Scored 2 TDs and also played on special teams.

**COLLEGE/PERSONAL:** Earned a bachelor's degree in industrial management from Georgia Tech, where he was a three-year starter at RB...Later earned his master's degree (1993) in business administration from John Carroll University...Earned All-State honors in both football and track at Benedictine (Cleveland, OH) HS and was inducted into the school's Athletic Hall of Fame in 2002...Brother, Tom, played five years in the NFL as a DB, four with Atlanta and one with Pittsburgh... Moriarty, who is on the NFL Management Council's Working Club Executive Committee for the 16th-straight year, is a graduate of the University of Baltimore School of Law...Has been a guest speaker at numerous events, including Loyola University, Univ. of Maryland Law School, Univ. of Maryland Business School and the Univ. of Baltimore School of Law, where he spoke on sports and entertainment law...Moriarty joined the Board of the Claire Marie Foundation, which provides clarity and hope in the fight against adolescent and young adult melanoma through awareness, education and prevention...He is also on the Board of Advisors for the Univ. of Baltimore School of Law...Has participated in the annual Ravens' event, A Purple Evening (football sessions for women), speaking on the NFL's salary cap...He and his wife, Lynn, are the parents of son, Kevin, owner and operator of Pure Water Maryland, who played midfield on the 2012 NCAA National Championship Loyola University lacrosse team, and daughters, Laura, an executive assistant for the co-founder/co-president of The h.wood Group, a hospitality and lifestyle company in Hollywood, CA, and Katherine, a medical staffing coordinator at Mary Kraft Staffing...Kevin and his wife, Katharine, live in Baltimore.



# JOE HORTIZ

## DIRECTOR OF PLAYER PERSONNEL

COLLEGE: AUBURN  
BORN: 11/8/75, PHILADELPHIA, PA  
EXP. (NFL/RAVENS): 24/24



**JOE HORTIZ** is in his 24th season with the Ravens and third as director of player personnel. Hortiz works closely with George Kokinis, the team's other director of player personnel, to oversee all aspects of college and pro scouting for Baltimore. The pair serve as GM Eric DeCosta's chief personnel evaluators. The Ravens, who have earned a playoff spot each of the past three seasons, are led by former first-round draft pick QB Lamar Jackson, the 2019 unanimous NFL MVP. Baltimore recorded a franchise-best 14-2 season in 2019, earning its second-straight AFC North title. Including the year Jackson was selected, Hortiz spent 10 seasons (2009-18) as the Ravens' director of college scouting. He was responsible for all aspects of the college process, coordinating the schedules and cross-checking duties of the area and national scouts. Hortiz also managed the team's draft preparation and the evaluation and ranking process of hundreds of NFL draft-eligible prospects. Hortiz, who joined the organization in 1998, spent eight years as a scout for Baltimore, covering the Northeast and Southeast regions before becoming a national scout for three seasons (2006-08). In 2007, the Ravens selected Auburn G Ben Grubbs (29th overall), who was scouted by the fellow Auburn alum Hortiz and became a Pro Bowler in 2011. A graduate of the Ravens' "20/20 Club" (see chart on page 67), Hortiz originally joined Baltimore as a personnel assistant in 1998.

**1998-2021: (with Baltimore) 2021:** WR Rashod Bateman (No. 27) and OLB Odafe Oweh (No. 31) were the Ravens' first-round picks. **2020:** Ravens selected LSU LB Patrick Queen in the first round, and he later went on to earn 2020 All-Rookie Team honors. **2019:** WR Marquise Brown (No. 25) was Baltimore's first selection in the draft and became one of NFL MVP Lamar Jackson's favorite targets...Several Ravens draft picks earned their first Pro Bowl honors during Baltimore's franchise-best 14-2 season: TE Mark Andrews ('18 draft), T Orlando Brown Jr. ('18), CB Marlon Humphrey ('17), Jackson ('18), OLB Matthew Judon ('16) and T Ronnie Stanley ('16)...FB Patrick Ricard an undrafted free agent ('17) also earned his first Pro Bowl. **2018:** TE Hayden Hurst (South Carolina) and Jackson (Louisville) were selected in the first round...Brown Jr. and Andrews (both third round) both played all 16 games, while Andrews set a franchise record for most receiving yards (552) by a rookie TE in a season. **2017:** Baltimore selected Humphrey with the 16th-overall pick, and as a rookie, he tallied 34 tackles (30 solo) 2 INTs and 11 PD. **2016:** Ravens have had significant contributions from the draft class, including starts from Stanley (first round), G/T Alex Lewis (fourth), CB Tavon Young (fourth) and Judon (fifth), who signed a multi-year contract with NE following the 2020 season. **2015:** TE Nick Boyle (fifth round) played all 16 games, leading a young tight ends group along with former teammate and fellow '15 draft pick TE Maxx Williams...Fourth-rounder OLB Za'Darius Smith earned a lucrative deal with the Packers following 2018 season and made his first Pro Bowl in

'19. **2014:** First-rounder LB C.J. Mosley (17th overall) became first-ever Ravens rookie to earn Pro Bowl honors (the four-time Pro Bowler was also named in 2016, 2017 and 2018)...Mosley became the highest paid inside LB in the NFL when he signed with the Jets in the '19 offseason. **2013:** Ravens selected four players, including NT Brandon Williams, who earned a multi-year contract with the Ravens in '18 and has become the key cog in the middle of the D-line...Draft picks C Ryan Jensen, FB Kyle Juszczyk and T Rick Wagner, each of whom developed into premier NFL players at their respective positions, earned multi-year contracts with other NFL clubs. **2012:** Ravens drafted Alabama OLB Courtney Upshaw (second round), Iowa State G Kelechi Osemele (second) and Temple RB Bernard Pierce (third), all of whom helped the Ravens win Super Bowl XLVII... Osemele is a two-time Pro Bowler (2016-17) and named first-team All-Pro in 2016. **2011:** Selected CB Jimmy Smith (Colorado) and WR Torrey Smith (Maryland) in the first two rounds...Torrey set team rookie receiving records in catches (50), yards (841) and TDs (7)...OLB Pernell McPhee (fifth) and QB Tyrod Taylor (sixth) were also selected by Baltimore. **2010:** Ravens drafted key contributors TEs Ed Dickson (third round) and Dennis Pitta (fourth), DE Art Jones (fifth) and WR/RS David Reed (fifth), who had the NFL's longest KOR (103 yards), setting a then-franchise record in 2010. **2009:** Promoted to director of college scouting after eight years as an area scout...In Hortiz's first draft as head of college scouting, Baltimore selected All-Rookie Team performer T Michael Oher (Mississippi) with the 23rd-overall selection and CB/RS Lardarius Webb (Nicholls State). **2008:** Scouted players across the country, with a primary focus on the eastern half, where seven of 10 Ravens draft picks, including Super Bowl XLVII MVP QB Joe Flacco, were selected in the '08 NFL Draft. **2007:** Team's first-round draft pick G Ben Grubbs was selected from Hortiz's focus area and attended his alma mater (Auburn). **2006:** Promoted to national scout... Covered the eastern half of the country, including the Big East, Big Ten, MAC, ACC, SEC and Conference USA. **2003-05:** Served as Ravens Southeast area scout and covered the SEC, ACC and C-USA. **2001-02:** Scouted the Northeast. **1998-2000:** Worked with the pro and college scouting staffs as a football personnel assistant...Responsibilities included assisting then-GM Ozzie Newsome and Sr. VP of football administration Pat Moriarty, who manages the salary cap, and performing "the box" workout across the country for three spring seasons.

**COLLEGE/PERSONAL:** Joe and his wife, Jennifer, have four boys, Joey (14), Jack (13), Jameson (10) and Julian (8)... While earning his B.S. in accounting from Auburn, Joe was an undergraduate assistant coach for Terry Bowden and the Tigers' football team from 1995-97...Worked with both the QBs and WRs and coached the scout team LBs and secondary... Also coordinated Auburn's summer football camps...Jennifer is also an Auburn alum...Son of Joe and Marlene Hortiz, Joe attended Salesianum (Wilmington, DE) HS.





# GEORGE KOKINIS

## DIRECTOR OF PLAYER PERSONNEL

COLLEGE: HOBART  
 BORN: 2/27/67, WETHERSFIELD, CT  
 EXP. (NFL/RAVENS): 31/25



Now in his 31st NFL season, **GEORGE KOKINIS** is one of the longest-tenured Ravens in Baltimore's player personnel department. Kokinis is one of GM Eric DeCosta's chief personnel evaluators and works closely with Joe Hortiz to oversee all aspects of college and pro scouting for Baltimore. During the 2019 season, the personnel department made 139 roster transactions that aided in a franchise-best 14-2 season for the Ravens, who earned their second-straight AFC North title. Kokinis began his NFL career with the Cleveland Browns in 1991, moving with the franchise to Baltimore in 1996. After advancing through the scouting ranks in the early seasons, Kokinis was named the Ravens' director of pro personnel in 2003 and spent six seasons at the post. He was hired to be the Cleveland Browns' general manager in 2009. As a longtime member of Ozzie Newsome's staff, Kokinis returned to the franchise in 2010, bringing a wealth of player personnel experience and knowledge back to Baltimore.

**2010-21: (with Baltimore): 2019:** Baltimore posted a franchise-best 14-2 record and earned its second-straight AFC North title...Named director of player personnel by new general manager Eric DeCosta following the draft...Under DeCosta's leadership, Kokinis and Joe Hortiz, the team's two directors, oversee all college and pro scouting efforts. **2010:** Re-joined the team as the Ravens' senior personnel assistant.

**2009: (with Cleveland) 2009:** Named the Browns' general manager on Jan. 26, 2009.

**1996-2008: (with Baltimore) 2003-08:** Kokinis became the team's director of pro personnel in 2003, overseeing all aspects of the pro football personnel department...In his six years as director, his role included assisting evaluating free agent talent, monitoring waiver wire transactions, and

handling contract negotiations for later-round draft picks. **2000-02:** Promoted to the Ravens' assistant director of pro personnel in 2000, the year Baltimore won Super Bowl XXXV... Conducted the advance scouting of Ravens opponents and provided reports to the coaches. **1996-99:** Was the Ravens' Northeast area scout for four years before moving over to pro personnel...Was among the group of Browns' staffers invited by Art Modell to move to Baltimore with the franchise.

**1991-95: (with Cleveland)** Began his NFL scouting career with the Browns in 1991 after serving an internship in the team's operations department.

**COLLEGE/PERSONAL:** Graduated from Hobart College with a B.A. in psychology and earned his master's degree in sports management at the University of Richmond (1991), while working as a graduate assistant coach for the Spiders' baseball team...He played both football and baseball during his collegiate career, earning ECAC Baseball Player of the Year honors in 1989 as a pitcher for the Statesmen, and was selected to represent the conference in a New York vs. New Jersey All-Star Game played at Yankee Stadium...Kokinis was a two-sport athlete at Wethersfield (CT) HS...George and his wife, Elizabeth, have a daughter, Marissa (22), and twins, Peter and Ella (17).

*"George has been with us from the beginning. We've worked together for over 20 years. Not only is he one of the best player evaluators and personnel guys in the league, but he is one of my top trusted advisers and friends. I value his substantial football knowledge and his recommendations in helping build our team. Plain and simple, George helps us win football games."*

– EVP & GM Eric DeCosta

### RAVENS HOMEGROWN PRO BOWLERS

Year Drafted (Rd.)	Name	Pro Bowls	Year Drafted (Rd.)	Name	Pro Bowls
1996 (1st)	LB Ray Lewis	13	<b>2016 (5th)</b>	<b>OLB Matthew Judon</b>	<b>2</b>
1996 (1st)	T Jonathan Ogden	11	1996 (5th)	WR/RS Jermaine Lewis	2
2002 (1st)	S Ed Reed	9	2007 (4th)	FB Le'Ron McClain	2
2007 (3rd)	G Marshal Yanda	8	<b>2017 (RFA)</b>	<b>FB Patrick Ricard #</b>	<b>2</b>
2003 (1st)	OLB Terrell Suggs	7	2000 (6th)	OLB Adalius Thomas	2
2006 (1st)	DT Haloti Ngata	5	2018 (3rd)	TE Mark Andrews	1
1997 (1st)	OLB Peter Boulware	4	2007 (1st)	G Ben Grubbs	1
<b>2015 (RFA)</b>	<b>LS Morgan Cox #</b>	<b>4</b>	2018 (1st)	QB Lamar Jackson	1
2014 (1st)	LB C.J. Mosley	4	2013 (4th)	FB Kyle Juszczyk	1
<b>2012 (RFA)</b>	<b>K Justin Tucker #</b>	<b>4</b>	2006 (6th)	P Sam Koch	1
1999 (1st)	CB Chris McAlister	3	2000 (1st)	RB Jamal Lewis	1
2008 (2nd)	RB Ray Rice	3	2002 (RFA)	LB Bart Scott #	1
<b>2018 (3rd)</b>	<b>T Orlando Brown Jr.</b>	<b>2</b>	2016 (1st)	T Ronnie Stanley	1
2001 (1st)	TE Todd Heap	2	2013 (3rd)	DT Brandon Williams	1
<b>2017 (1st)</b>	<b>CB Marlon Humphrey</b>	<b>2</b>			

# Undrafted rookie free agent; Bold indicates 2020 Pro Bowler



# NICK MATTEO

## VICE PRESIDENT OF FOOTBALL ADMINISTRATION

COLLEGE: PENN / RUTGERS LAW SCHOOL  
BORN: 8/26/84, RAMSEY, NJ  
EXP. (NFL/RAVENS): 13/3



**NICK MATTEO**, who is in his third season in Baltimore, oversees all areas of football administration, including day-to-day salary cap management and general roster transactions. Since joining the club in 2019, Matteo has negotiated the contracts of all 26 draft picks during that time, plus several free agents, and has worked on the extensions for a number of key Ravens, including most recently OLB Tyus Bowser, TE Nick Boyle, RB Gus Edwards and DE Derek Wolfe. He is the Ravens' key liaison with the NFL Management Council and NFL Players Association. During the 2020 season, Matteo worked with Ravens president Dick Cass and other senior staff members to navigate the League's COVID-19 protocols. Matteo was the Ravens' main communicator with the League office regarding COVID-19 pandemic matters and helped create the Ravens' Infectious Disease Emergency Response (IDER) plan.

**2019-21: (with Baltimore): 2021:** Promoted to vice president of football administration...Oversaw contract negotiations for free agents T Alejandro Villanueva and G Kevin Zeitler. **2020:** Negotiated the contract extensions for LT Ronnie Stanley, S Chuck Clark and P Sam Koch...Served as the Ravens' Infection Control Officer during the COVID-19 pandemic season. **2019:** Handled negotiations for the contracts of CB Marcus Peters and FB Pat Ricard...Hired by new GM Eric DeCosta to be the team's director of football administration.

**2010-18: (with National Football League)** Served in several roles in the NFL Management Council for nine years, eventually becoming the NFL's senior director of labor operations...Matteo was the main contact for NFL club executives on various subjects, including player contracts, salary cap matters and collective bargaining agreement issues...Contributed in the drafting of certain articles of the

*"Nick has done a great job since joining the Ravens. He thoroughly understands every aspect of organizational and NFL management, and his diligence helps us handle some of the league's most complex matters."*

– EVP & GM Eric DeCosta

2011-2020 NFL Collective Bargaining Agreement...Acted as a liaison between labor operations and other NFL departments including legal and football operations...Worked as a game operations monitor at preseason, regular season and postseason games.

**COLLEGE/PERSONAL:** Matteo graduated from Bergen Catholic (Oradell, NJ) HS where he was an all-state wrestler...Matteo holds four degrees, first obtaining a B.A. from the Annenberg School for Communications at Penn, where he was also on the varsity wrestling team...He later earned his MBA and a masters in sports administration at Ohio University before graduating from Rutgers Law School...A member of the New Jersey State Bar Association, he also received a certificate in business analytics from Penn's Wharton Business School and in 2021, earned a certificate in machine learning from MIT...Matteo was recently named to *The Athletic's* "NFL 40 Under 40" list, which highlights rising stars across the league in various roles under the age of 40...He is a member of the NFL Management Council Working Group Club Executive Committee...Matteo is also the president of the Board of Directors of the Pennsylvania Olympic Regional Training Center in Philadelphia, an organization that operates under USA Wrestling for Olympic development of both senior-level athletes as well as college/high school athletes...Serves as a board member of Penn Wrestling's Grapplers Club.

### SUCCESS ACROSS THE BOARD

Since the team's first year (1996) in Baltimore, the Ravens have been praised for their success selecting players throughout the draft. Below are the standouts from each round.

- 1st** — Jonathan Ogden ('96), Ray Lewis ('96), Peter Boulware ('97), Chris McAlister ('99), Jamal Lewis ('00), Todd Heap ('01), Ed Reed ('02), Terrell Suggs ('03), Haloti Ngata ('06), Joe Flacco ('08), Jimmy Smith ('11), C.J. Mosley ('14), Ronnie Stanley ('16), Marlon Humphrey ('17), Lamar Jackson ('18), Marquise Brown ('19), Patrick Queen ('20)
- 2nd** — Jamie Sharper ('97), Ray Rice ('08), Torrey Smith ('11), Courtney Upshaw ('12), Kelechi Osemele ('12), Timmy Jernigan ('14)
- 3rd** — Casey Rabach ('01), Marshal Yanda ('07), Lardarius Webb ('09), Brandon Williams ('13), Orlando Brown Jr. ('18), Mark Andrews ('18)
- 4th** — Edwin Mulitalo ('99), Jarret Johnson ('03), Le'Ron McClain ('07), Dennis Pitta ('10), Kyle Juszczyk ('13), Za'Darius Smith ('15), Tavon Young ('16)
- 5th** — Jermaine Lewis ('96), Dawan Landry ('06), Arthur Jones ('10), Pernell McPhee ('11), Rick Wagner ('13), Nick Boyle ('15), Matthew Judon ('16)
- 6th** — Adalius Thomas ('00), Chester Taylor ('02), Sam Koch ('06), Haruki Nakamura ('08), Tyrod Taylor ('11), Chuck Clark ('17), DeShon Elliott ('18), Bradley Bozeman ('18)
- 7th** — DeAngelo Tyson ('12), Michael Campanaro ('14)
- RFA** — Mike Flynn ('97), Priest Holmes ('97), Will Demps ('02), Bart Scott ('02), Ma'ake Kemoeatu ('02), Jameel McClain ('08), Dannell Ellerbe ('09), Morgan Cox ('10), Justin Tucker ('12), James Hurst ('14), Zach Orr ('14), Patrick Onwuasor ('16), Michael Pierce ('16), Matt Skura ('16), Patrick Ricard ('17), Gus Edwards ('18)





# VINCENT NEWSOME

## SENIOR PLAYER PERSONNEL EXECUTIVE

COLLEGE: WASHINGTON  
 BORN: 1/22/61, BRAINTREE, ENGLAND  
 EXP. (NFL/RAVENS): 39/26 (10 PLAYING / 29 SCOUTING)



**VINCENT NEWSOME** is in his 26th season with the franchise, his 29th campaign in personnel and his 39th year overall in the NFL. He spent 10 years as an NFL safety on two teams before moving into the scouting ranks. As the team's senior player personnel executive, Newsome is involved in all of the team's personnel matters. He works with Eric DeCosta, Joe Hortiz and George Kokinis, assisting on all matters related to football operations and player personnel. Newsome's responsibilities entail analyzing NFL rosters, reviewing the waiver wire daily and evaluating each year's free agency market. Newsome also is tasked with evaluating Ravens players, advance scouting of Ravens opponents, assisting with free agent workouts and communicating with player agents. He also scouts the annual college All-Star games and visits some schools in the fall. In 2008, he served on the eight-member committee to interview and select Ravens head coach John Harbaugh. Newsome originally joined the franchise's personnel department in 1993 (while in Cleveland) and is one of the longest-tenured scouts in the organization.

**1996-2021: (with Baltimore)** **2021:** Ravens signed free agent WR Sammy Watkins, as well as OLs Alejandro Villanueva and Kevin Zeitler and selected eight draft picks, including WR Rashod Bateman and OLB Odafe Oweh in the first round of the draft. **2020:** DE Calais Campbell was acquired via trade, while DE Derek Wolfe signed as a free agent to strengthen the defense...Campbell earned his sixth Pro Bowl nod...First-rounder LB Patrick Queen earned All-Rookie team honors and led the team with 105 tackles. **2019:** Ravens signed Pro Bowlers ST Justin Bethel, RB Mark Ingram II and S Earl Thomas III...Ingram II and Thomas III earned Pro Bowl honors in their first season in Baltimore...Named senior player personnel executive prior to the season. **2018:** Ravens bolstered offense by signing three veteran WRs: John Brown, Michael Crabtree and Willie Snead IV. **2014-17:** Ravens signed key free agents CB Brandon Carr, RB Justin Forsett, S Tony Jefferson, WR Steve Smith Sr., WR Mike Wallace, TE Benjamin Watson, and S Eric Weddle, adding valuable depth to the roster...Weddle (2016-18) and Forsett (2014) earned Pro Bowl honors as Ravens. **2013:** Was selected to attend the NFL's Career Development Symposium for upper management personnel at the Wharton School of Business in Philadelphia...Ravens continued to build following Super Bowl XLVII victory, acquiring Pro Bowl OLB Elvis Dumervil and DE Chris Canty. **2012:** Ravens acquired

key free agent WR/RS Jacoby Jones ('12), who earned his first Pro Bowl in 2012 and helped the Ravens win Super Bowl XLVII. **2010:** Ravens traded for Pro Bowl WR Anquan Boldin, who provided solid leadership and was a key contributor in the Super Bowl run. **2009:** Named the Ravens' director of pro personnel...Newsome's first evaluation and acquisition was free agent C Matt Birk (six-time Pro Bowler). **2003-08:** Was the team's assistant director of pro personnel for six years, handling advance scouting of Ravens opponents, as well as evaluating talent in the CFL...Newsome conducted free agent workouts during the regular season and assisted the college scouting staff by evaluating talent for the NFL Draft...Baltimore secured a number of key free agents, including three-time Pro Bowl special teamer Brendon Ayanbadejo. **2000-02:** Was the Ravens' western college supervisor, covering players from California to Wisconsin. **1996-99:** Became the Ravens' West area scout upon the team's move to Baltimore...Over the years, key acquisitions from Newsome's scouting areas have had success and are recognized league-wide, including Hall of Famer T Jonathan Ogden and Pro Bowlers CB Chris McAlister, TE Todd Heap and OLB Terrell Suggs, the 2003 Defensive Rookie of the Year and 2011 NFL Defensive Player of the Year.

**1993-95: (with Cleveland)** Spent three years as a special assignment scout evaluating skill positions nationally...Joined the Browns' personnel department after retiring from the NFL after a 10-year playing career in the spring of 1993.

**NFL PLAYER (1983-92):** Was a standout safety for the Los Angeles Rams and Cleveland Browns...Finished his 10-year career with 763 tackles (526 solo), 4 sacks, 62 PD, 17 INTs, 7 FFs and 9 FRs...Led the Rams in tackles his last two seasons...Was honored by his Rams teammates in 1989 with the Ed Block Courage Award after missing 10 games with a neck injury...In 1985, was both the Rams' Special Teams Player of the Year and a *Sports Illustrated* All-Pro at safety...Was originally a fourth-round draft selection by the Rams in 1983.

**COLLEGE/PERSONAL:** Earned honorable mention All-America honors as a DB his senior year at Washington...Led the secondary with 69 tackles, recording 4 INTs...Was president of Alpha Phi Alpha fraternity and majored in psychology...Attended Vacaville (CA) HS, where he was a three-sport athlete (football, basketball and track)...Vincent and his wife, Tasha, have three daughters, Candace, Emerald and Victoria.

### MOST SUPER BOWL TITLES SINCE 2000 SEASON

The Baltimore Ravens have won two Super Bowl titles during their first 25 seasons, capturing the Lombardi Trophy in 2000 and 2012. Baltimore is just one of four NFL franchises to win multiple World Championships since 2000.

Titles	Team	Seasons
6	New England Patriots	2001, '03, '04, '14, '16, '18
2	<b>Baltimore Ravens</b>	<b>2000, 2012</b>
2	New York Giants	2007, 2011
2	Pittsburgh Steelers	2005, 2008
2	Tampa Bay Buccaneers	2001, 2020





# MARK AZEVEDO

## ASST. DIRECTOR OF COLLEGE & PRO PERSONNEL

COLLEGE: COLBY  
 BORN: 2/17/82, PLYMOUTH, MA  
 EXP. (NFL/RAVENS): 17/17



**MARK AZEVEDO** is in his 16th year with Baltimore and his second as assistant director of college & pro personnel. Azevedo works closely on all scouting efforts with directors of player personnel Joe Hortiz and George Kokinis, both on the college and pro sides. Azevedo spent six years as the Ravens' Northeast area scout, covering schools from the ACC, AAC, Big Ten, Big 12, Ivy League, MAC, MEAC and SEC. Following each year's draft, Azevedo coordinates the post-draft free agent signing process. For 16-consecutive years, at least one undrafted Ravens rookie free agent earned a spot on the opening-day roster (2004-19). Azevedo also helps evaluate prospects on the eastern half of the country, scouting and ranking those considered "draftable" by the Ravens.

**2005-21: (with Baltimore) 2020:** Promoted to assistant director of college & pro personnel...Coordinates the team's post-draft free agent signing process. **2019:** Ravens posted a franchise-best 14-2 record and a second-straight AFC North title...Evaluated prospects on the eastern half of the country as assigned...Named player personnel coordinator following the draft. **2017:** Ravens drafted S Chuck Clark and signed DL/FB Pat Ricard as a RFA...The two played 15 and 16 games, respectively, as rookies, and Ricard earned Pro Bowl honors as a fullback in 2019 and 2020. **2016:** Team signed 2019 starting C Matt Skura as an undrafted rookie free agent. **2015:** Ravens drafted TE Nick Boyle, who earned a contract extension in '19 and has become one of the NFL's best blocking tight ends, in the fifth round. **2013:** Named team's Northeast area scout. **2012:** Following the draft, was elevated to cover the Southeast area, including the SEC and ACC, among other southern conferences. **2010:** Named an

area scout and assisted with the evaluation of college talent in the Southeast, Southwest and Midwest regions. **2009:** Named a pro scout...Also served as one of two advance scouts (with then-assistant director of pro & college personnel Chad Alexander, now with the Jets) for seasonal opponents. **2007-08:** Worked on team advance reports for the pro personnel department...Also evaluated talent from 20 colleges covering the East Coast from Maine to Virginia...Assisted Sr. VP of football operations Pat Moriarty in studying player contracts and salaries...Helped track and evaluate upcoming free agents...Coordinated pre-draft player visits. **2006:** Advanced the opponents' special teams units. **2005:** Joined Ravens as a player personnel assistant.

**2004: (with Springfield College)** Graduate assistant coach for the FBs...Assisted with recruiting in Florida, Massachusetts and Pennsylvania.

**2003: (with Colby College)** Worked with the football staff as a student with graduate assistant responsibilities.

**COLLEGE/PERSONAL:** A four-year contributor at TE for Colby College...Won the Paul "Ginger" Frazier award after his senior season...Graduated with a degree in American studies and minor in administrative science in 2004... Attended Silver Lake Regional (Kingston, MA) HS, where he was captain of the football team his senior year, earning two letters...Also earned one letter in track...Mark and his wife, Meghan, who worked in the Ravens' front office for three years, have two sons, Mason (6) and Logan (3)...The family resides in Severna Park, MD.

### RAVENS ROOKIE FREE AGENT SUCCESS

The Ravens have recruited and signed a number of undrafted rookie free agent gems in their 25 seasons (1996-2020):

Position	Player	Year Signed	Ravens GP/GS	Position	Player	Year Signed	Ravens GP/GS
RB	Priest Holmes	1997	48/19	WR	Marlon Brown	2013	38/15
C	Mike Flynn	1997	133/115	S	Brynden Trawick	2013	38/1
DE	Marques Douglas	2000	55/32	T	James Hurst	2014	90/44
FB	Alan Ricard	2000	55/32	LB	Zachary Orr	2014	46/15
S	Will Demps	2002	57/46	LB	Patrick Onwuasor	2016	57/32
DT	Ma'ake Kemoeatu	2002	76/34	DT	Michael Pierce	2016	60/30
LB	Bart Scott	2002	109/58	G/C	Matt Skura	2016	54/51
LB	Jameel McClain	2008	87/55	DL/FB	Patrick Ricard	2017	57/19
LB	Dannell Ellerbe	2009	46/14	LB	Chris Board	2018	47/2
LS	Morgan Cox	2010	165/0	RB	Gus Edwards	2018	43/13
K	Justin Tucker	2012	144/0	G/C	Patrick Mekari	2019	25/13

**Quick Hit:** LB Bart Scott ('06), K Justin Tucker ('13, '16, '19, '20), LS Morgan Cox ('15, '16, '19, '20) and DL/FB Patrick Ricard ('19, '20) have earned a trip to the Pro Bowl while with the Ravens.





# DAVID BLACKBURN

## NATIONAL SCOUT

COLLEGE: DePAUW  
BORN: 5/26/82, INDIANAPOLIS, IN  
EXP. (NFL/RAVENS): 15/15




**DAVID BLACKBURN**, who has been with the Ravens since 2007, was promoted to national scout following the 2020 NFL Draft. He spent seven years as the team's West area scout, covering schools from the Pac-12, Mountain West, Sun Belt and Big Sky conferences. Like other Ravens' personnel staff, Blackburn also cross-checks players from other scouting areas, evaluating, viewing tape and ranking those prospects considered "draftable" by the Ravens.

**2007-21: (with Baltimore) 2018-19:** CB Iman Marshall (USC, 2019), LB Kenny Young (UCLA, 2018) and WRs Jaleel Scott (New Mexico St., 2018) and Jordan Lasley (UCLA, 2018) were selected from Blackburn's focus area. **2014-15:** Ravens selected TE Crockett Gillmore (Colorado State, 2014) and RB Javorius Allen (USC, 2015) from his area. **2013:** Ravens drafted C Ryan Jensen, who became a full-time starter in '17 and signed a multi-year contract with Tampa Bay after the 2017 season...Named West area scout. **2012:** Named an area scout following the draft. **2007-11:** After joining the team as a player personnel assistant in 2007, Blackburn served a number of roles within the team's scouting department, including

preparing advance scouting reports of upcoming opponents, analyzing free agent prospects for pro personnel, scouting draftable collegiate players at multiple schools and helping coordinate in-season free agent player workouts/visits.

**2006: (with Butler University)** Graduate assistant coach for the defensive backs.

**COLLEGE/PERSONAL:** Graduated from DePauw with a degree in economics and minor in history in 2004...Was a four-year starter and captain (senior year) at cornerback for the Tigers, becoming the school's only four-time All-SCAC (Southern Collegiate Athletic Conference) selection...In 2005, David was named to the SCAC's 15th Anniversary Football Team...Earned a spot in the Management Fellows Program for business and entrepreneurship at DePauw...Was a captain at safety for Ben Davis (Indianapolis, IN) HS...Ben Davis was undefeated (15-0) and won the 5A State Championship during Blackburn's senior year...Also played baseball (four years) and basketball (two years) in high school...David and his wife, Kishia, and their sons, David III (5) and Khyris (1), and daughter, Aubree (3), live in Phoenix, AZ.



# ANDREW RAPHAEL

## NATIONAL SCOUT

COLLEGE: MIAMI  
BORN: 10/7/89, WESTBURY, NY  
EXP. (NFL/RAVENS): 9/9



**ANDREW RAPHAEL** was promoted to national scout following the 2021 NFL Draft. He spent five seasons as the Ravens' Southeast area scout, covering schools from Florida to North Carolina, also spanning Tennessee and Alabama. Raphael evaluated and graded three of the Ravens' five recent first-round draft picks: LB Patrick Queen (LSU), No. 28 overall in 2020, TE Hayden Hurst (South Carolina), No. 25 in 2018, and CB Marlon Humphrey (Alabama), No. 16 in 2017. After joining the Ravens in 2013, Raphael handled a host of projects within the personnel department, such as evaluating practice squad players, organizing local college workouts, and assessing free agent prospects. He has also assisted with many aspects of the draft process, including helping coordinate the team's 30 pre-draft visits, communicating the Ravens' selection to the league representative during the draft and helping assistant director of college & pro personnel Mark Azevedo with the post-draft free agency signing process.

**2013-21: (with Baltimore) 2021:** Promoted to national scout following the draft. **2020:** Ravens selected first-round (No.

28 overall) pick LB Patrick Queen (LSU) and third-rounder G Tyre Phillips (Mississippi State) from Raphael's focus area. **2019:** Evaluated and reported on the team's third-round pick, OLB Jaylon Ferguson (Louisiana Tech). **2017:** Ravens drafted CB Marlon Humphrey (Alabama) and Tim Williams (Alabama) from Raphael's focus area in the first and third rounds, respectively. **2016:** Named Southeast area scout. **2014-15:** Promoted to player personnel assistant after the 2014 NFL draft...Served in a number of roles, including preparation of advance scouting reports for upcoming opponents. **2013:** Joined the Ravens as a player personnel intern.

**2011-12: (with Boston College)** Named assistant recruiting coordinator, working on film evaluation and organizing official and unofficial visits.

**COLLEGE/PERSONAL:** Worked as student assistant to the national recruiting coordinator at the University of Miami during the 2010 season...Graduated with a dual degree in communication and sports administration from Miami...Raphael, who attended W.T. Clarke (Westbury, NY) HS, resides in Miami, FL.



# BRANDON BERNING

## MIDWEST / SOUTHWEST AREA SCOUT

COLLEGE: WISCONSIN-LA CROSSE  
BORN: 4/17/88, DODGEVILLE, WI  
EXP. (NFL/RAVENS): 8/7



**BRANDON BERNING** was promoted to the team's Midwest/Southwest area scout following the 2017 NFL Draft. In his seventh year with the team, he covers schools in the Big Ten, Big 12, SEC, MAC and Missouri Valley. Berning entered the NFL as a scouting intern in 2014 with the New York Giants before joining the Ravens following the 2015 NFL Draft as a player personnel assistant. He has served in numerous roles within personnel in Baltimore, including preparing advance scouting reports on upcoming opponents, assessing free agent prospects, organizing local college workouts, and helping coordinate the team's 30 pre-draft visits. Berning's other roles in the draft process were communicating the Ravens' selection to the league representative during the draft and assisting Mark Azevedo with the post-draft free agency signing process.

**2015-21: (with Baltimore) 2021:** Ravens drafted WR Rashod Bateman (Minnesota) in the first round. **2020:** G Ben Bredeson (Michigan) and S Geno Stone (Iowa) were drafted from Berning's focus area. **2019:** WR Marquise Brown (Oklahoma), WR Miles Boykin (Notre Dame), RB Justice Hill (Oklahoma St.) and G Ben Powers (Oklahoma) were selected in the

draft. **2018:** Ravens selected Oklahoma's T Orlando Brown Jr. and TE Mark Andrews from his region...Both players earned significant playing time as rookies. **2017:** Named Midwest/Southwest area scout. **2016:** Served in a number of roles, including assessing free agent prospects, preparing advance scouting reports on upcoming opponents and organizing local college workouts. **2015:** Joined the Ravens as a player personnel assistant following the 2015 NFL Draft.

**2014: (with New York Giants)** Spent his first season working in the NFL as a scouting intern with the New York Giants.

**2012-13 (Wisconsin)** Named a recruiting assistant at the University of Wisconsin while earning his masters degree in educational leadership with a focus on athletic administration.

**COLLEGE/PERSONAL:** Worked as a football operations assistant while at Wisconsin-LaCrosse, assisting with recruiting...Berning, a two-sport (football and basketball) athlete at Dodgeville (WI) HS, resides in Dodgeville, WI, with his wife, Amanda, and their son, Levi (2).



# JOEY CLEARY

## SOUTHEAST AREA SCOUT

COLLEGE: BOWDOIN  
BORN: 8/30/91, BOSTON, MA  
EXP. (NFL/RAVENS): 7/7



Now in his seventh year with Baltimore, **JOEY CLEARY** was named the team's Southeast area scout in 2021. Cleary has covered a number of schools in different regions, spending the 2020 season as Baltimore's West area scout and 2019 as Northeast area scout. The Boston native originally joined the Ravens as a player personnel assistant in 2015. Prior to becoming an area scout, Cleary served in numerous roles within the team's player personnel department, including preparing advance scouting reports on upcoming opponents, assessing free agent prospects, organizing local college workouts, and helping coordinate the team's 30 pre-draft visits. Cleary's other roles in the draft process were communicating the Ravens' selection to the league representative during the draft and assisting Mark Azevedo with the post-draft free agency signing process.

**2015-21 (with Baltimore) 2021:** Switched to the Southeast region following the draft. **2020:** Named West area scout and covered schools from the Pac-12, Mountain West, Sun

Belt and Big Sky conferences. **2019:** Named by general manager Eric DeCosta as the team's Northeast area scout following the draft. **2018:** Promoted to college and pro scout and scouted both collegiate players and pro players for the Ravens. **2016-17:** Served in a number of roles, including assessing free agent prospects, preparing advance scouting reports on upcoming opponents and organizing local college workouts. **2015:** Joined the NFL ranks with the Ravens as a player personnel assistant.

**2014 (with Princeton)** Worked with the Princeton football team assisting with recruiting evaluations and player visits.

**COLLEGE/PERSONAL:** Graduated from Bowdoin in 2014 with a degree in history...Earned the 2014 NESCAC Defensive Player of the Year award as a senior captain at linebacker for the Polar Bears football team...Was a two-sport (lacrosse and football) standout at Winchester (Winchester, MA) HS... Played midfielder in lacrosse and safety/wide receiver for the football team.





# COREY FRAZIER

## WEST COAST AREA SCOUT

COLLEGE: RICE  
BORN: 6/17/91, CHICAGO, IL  
EXP. (NFL/RAVENS): 6/5



**COREY FRAZIER** was promoted to West Coast area scout following the 2021 NFL Draft. He had been a pro scout for the Ravens for two seasons. Frazier has served in a number of roles in his five seasons in Baltimore, including assessing free agent prospects and preparing advance scouting reports on upcoming opponents.

**2017-21: (with Baltimore) 2021:** Promoted to West Coast area scout following the draft. **2019-20:** spent two seasons as pro scout. **2017:** Joined Ravens as a player personnel assistant.

**2016: (with Vanderbilt)** Worked as an advance scout for the Commodores' football team.

**2015: (with Denver)** Spent one season interning with the Super Bowl 50 Champion Broncos in their scouting department.

**2014: (with Rice)** Started his career with his alma mater in a quality control role, working primarily with the WRs.

**COLLEGE/PERSONAL:** Frazier, whose father, Leslie, is the Buffalo Bills' defensive coordinator/assistant head coach and former Ravens secondary coach, played safety at Rice University and was a two-time Dave Campbell All-Texas selection...Corey earned an economics degree in 2013...Attended Eden Prairie (MN) HS and was an All-State selection in 2008...His team won the Minnesota High School State Championship in 2007.



# CHAS STALLARD

## SOUTHWEST AREA SCOUT

COLLEGE: CENTRAL OKLAHOMA  
BORN: 7/25/94, CLEVELAND, OK  
EXP. (NFL/RAVENS): 4/4



**CHAS STALLARD**, who's in his fourth season with the Ravens, was promoted to Southwest area scout following the 2021 NFL Draft. Since joining the team in 2018, Stallard has supported the personnel department in a number of areas, including preparing advance scouting reports on upcoming opponents, assessing free agents and collegiate prospects and coordinating free agent workouts.

**2018-21: (with Baltimore) 2021:** Promoted to Southwest area scout following the draft. **2020:** Named pro & college scout. **2018:** Joined the Ravens as a player personnel assistant.

**COLLEGE/PERSONAL:** Graduated Cum Laude from Central Oklahoma with a marketing degree in 2016, followed by

an MBA from the school in 2020...He was named Central Oklahoma's Male Athlete of the Year and honored with the Athletics Presidential Award (2017)...As a quarterback, Stallard finished his Bronchos' career with school records in career and season passing yards, career and season TD passes, career and season total yards and career and season total TDs...Following graduation, he stayed at his alma mater as a graduate assistant coach, primarily working with the DBs...Chas was named class valedictorian at Cleveland (OK) HS, where he also was an All-Metro performer in football, but also excelled in baseball, basketball and track & field... Chas is married to his wife, Taylor.

### THE "20/20 CLUB"

The Ravens' "20/20 Club" includes members of the team's personnel staff who started with the Ravens as young assistants and grew into evaluators with more input. The term "20/20" refers to hiring 20-year-olds for \$20,000. According to executive vice president Ozzie Newsome: "The guys actually started when they were a little older than 20 and for more than \$20,000, but that's what we call them."

#### "20/20 CLUB" GRADUATES (Includes Current Personnel Staff)

Name	Joined Ravens	Current Title	Name	Joined Ravens	Current Title
George Kokinis	1991 (with Browns)	Director of Player Personnel	Brandon Berning	2015	Midwest/SW Area Scout
Eric DeCosta	1996	EVP/General Manager	Joey Cleary	2015	Southeast Area Scout
Joe Hortiz	1998	Director of Player Personnel	Corey Frazier	2017	West Coast Area Scout
Mark Azevedo	2005	Asst. Dir. of College & Pro Personnel	"Q" Attenoukon	2017	Pro & College Scout
David Blackburn	2007	National Scout	Patrick McDonough	2018	Pro & College Scout
Andrew Raphael	2013	National Scout	Chas Stallard	2018	Southwest Area Scout



## BOBBY VEGA

### EAST AREA SCOUT

COLLEGE: THE COLLEGE OF WOOSTER  
BORN: 4/19/83, HARTFORD, CT  
EXP. (NFL/RAVENS): 17/5



**BOBBY VEGA** is in his fourth year as the team's East area scout, covering schools and evaluating players on the eastern half of the country. Vega, who re-joined the Ravens in 2018, originally worked for the organization in 2004 as a player personnel intern, but then spent 13 years in the Cleveland Browns' personnel department. Before re-joining Baltimore, Vega was the Browns' director of college scouting for two seasons (2016-17).

**2018-21: (with Baltimore) 2021:** Ravens drafted CB Shaun Wade (Ohio State) and TE Ben Mason (Michigan) from Vega's area. **2020:** Scouted Ravens draft picks RB J.K. Dobbins and LB Malik Harrison (Ohio State) and G Ben Bredeson (Michigan). **2018:** Re-joined the Ravens as East area scout following the NFL Draft.

**2005-17: (with Cleveland)** Hired by Cleveland in 2005 as a scouting assistant, eventually working his way up through the ranks as an area scout, first evaluating players from small schools, then at the larger universities in the Mid-Atlantic... Vega was a national scout for Cleveland for three seasons (2013-15) before being named director.

**2004: (with Baltimore)** Spent training camp with the Ravens as an intern with the player personnel department.

**COLLEGE/PERSONAL:** Was a four-year starter at The College of Wooster, originally as a running back, but then switched to linebacker for his final three seasons... Bobby was a communications major at Wooster...Grew up in Connecticut and attended Pomfret School (Pomfret, CT) HS...Resides in Solon, Ohio, with his wife, Dee, and daughters, Emry and Siena.



## KEVIN WEIDL

### SOUTHEAST / MIDWEST AREA SCOUT

COLLEGE: INDIANA UNIVERSITY OF PENNSYLVANIA  
BORN: 9/4/82, PITTSBURGH, PA  
EXP. (NFL/RAVENS): 5/5



**KEVIN WEIDL** was named the team's Southeast/Southwest area scout following the 2017 NFL Draft. Weidl covers schools in the SEC, Big 12 and ACC, among other southern conferences. The Ravens have recently secured notable talent from the Southeast/Southwest area, including 2014, 2017, 2018, 2019 and 2020 first-round draft picks in LB C.J. Mosley (Alabama, 2014), CB Marlon Humphrey (Alabama, 2017), TE Hayden Hurst (South Carolina, 2018), WR Marquise Brown (Oklahoma, 2019) and LB Patrick Queen (LSU, 2020). Prior to joining the Ravens, Weidl spent 10 years (2008-17) working for ESPN Scouts Inc., where he evaluated and wrote scouting reports on NFL Draft prospects, also making several appearances as a scouting analyst on various ESPN networks.

**2017-21 (with Baltimore) 2021:** Ravens drafted S Brandon Stephens (SMU) and WR Tylan Wallace (Oklahoma St.) from Weidl's region. **2020:** Scouted Ravens third-round draft picks DL Justin Madubuike (Texas A&M) and WRs Devin Duvernay (Texas), and James Proche (SMU), sixth round. **2018-19:** Team selected four players from Oklahoma in the last two drafts: WR Marquise Brown and G Ben Powers (2019) and T Orlando Brown Jr. and TE Mark Andrews (2018)...Brown Jr. and Andrews each earned their first Pro Bowl honors in 2019 (and Brown Jr. again in 2020)... TE Hayden Hurst (South Carolina), the team's first-overall

pick in 2018, was also selected from Weidl's focus area. **2017:** Joined the Ravens following the draft...Scouts players in the Southeast and Southwest regions of the country.

**2008-17 (with ESPN Scouts Inc.)** NFL Draft analyst for Scouts Inc....Evaluated prospects and wrote scouting reports for the NFL Draft...Wrote articles on college football and the NFL Draft for *ESPN.com*...Worked as an in-studio college football analyst as well as a color and sideline analyst for game broadcasts on ESPN, the SEC Network and ESPNU.

**2007: (with New York Jets)** Spent training camp with the New York Jets as an intern with the pro personnel department.

**COLLEGE/PERSONAL:** Was a three-year starter (2004-06) at quarterback at Indiana University of Pennsylvania, where he held a 26-6 record...Finished his career ranked third in school history in passing TDs (50), fifth in passing yards (5,594) and fourth in passer rating (131.26)...Earned a bachelor's degree in communications media with a minor in business administration...Older brother, Andy, worked as a scout with the Ravens from 2005-16 and is now the vice president of player personnel for the Philadelphia Eagles...Younger brother, Casey, also works for the Eagles as the team's director of scouting operations...Grew up in Pittsburgh and attended Mt. Lebanon (Pittsburgh, PA) HS... Resides in Charlotte, NC.



## PLAYER PERSONNEL STAFF



### **HUEGNON "Q" ATTENOUKON** **PRO & COLLEGE SCOUT**

**COLLEGE:** DAVIDSON

**BORN:** 6/13/91, BALTIMORE, MD

**EXP. (NFL/RAVENS):** 5/5

Houegnon "Q" Attenoukon was named pro & college scout following the 2020 NFL Draft. Attenoukon, who joined the Ravens' player personnel department in 2017, has served in a number of roles, including recording and charting player participation during practice, preparing Division I college profiles for scout visitations and monitoring league-wide performances. Attenoukon played wide receiver and ran track & field at Davidson College, earning a psychology degree in 2013. He was also honored as a Presidential Scholar (2009-13). Attenoukon attended The Gilman School in Baltimore, where he excelled in football, basketball and track & field and was an assistant football coach for his alma mater (2013-19), primarily working with the WRs and DBs. In June of 2020, "Q" married Kate Blanas.



### **JAMEEL McCLAIN** **DIRECTOR OF PLAYER ENGAGEMENT**

**COLLEGE:** SYRACUSE

**BORN:** 7/25/85, PHILADELPHIA, PA

**EXP. (NFL/RAVENS):** 12/11 (7 PLAYING /5 FRONT OFFICE)

Jameel McClain was promoted to director of player engagement in 2019, two years after he returned to the Ravens (2017) as the department's assistant director. He works closely with players, helping them transition to the pro level and supporting them along their journey. McClain, who played seven years in the NFL, originally signed with the Ravens as a rookie free agent in 2008 and later helped the team win Super Bowl XLVII in 2012. After six seasons in Baltimore, he played for the New York Giants (2014) in his final pro campaign. McClain played defensive end at Syracuse and was a double major in communications/rhetorical studies and sociology. Throughout his NFL career, he has been active in the community, particularly working with The Salvation Army and hosting his annual "53 Families Dinner" in Baltimore each Thanksgiving. Jameel and his wife, Keisha, were married in 2016 in Baltimore, and are expecting their first child (a boy) in September 2021.



### **DAVID McDONALD** **DIRECTOR OF RESEARCH AND DEVELOPMENT**

**COLLEGE:** SOUTHERN MISSISSIPPI

**BORN:** 11/24/86, NEW ORLEANS, LA

**EXP. (NFL/RAVENS):** 11/7

David McDonald was promoted to director of research and development in 2019, after four years serving as the organization's football systems developer. He leads all software development aspects of the Ravens' player personnel department. Additionally, McDonald heads the research team that creates special projects, builds information databases and develops the analytics utilized in Baltimore's player evaluation process. Prior to joining the Ravens, McDonald spent four years as a football systems developer for the Atlanta Falcons. He earned a B.S. in computer science from the University of Southern Mississippi. David and his wife, Cori, were married in 2019 in Baltimore.



### **PATRICK McDONOUGH** **PRO & COLLEGE SCOUT**

**COLLEGE:** NOTRE DAME

**BORN:** 5/10/94, CHARLOTTE, NC

**EXP. (NFL/RAVENS):** 5/4

Patrick McDonough, who enters his fourth season with Baltimore, was named pro & college scout following the 2020 Draft after joining the team in a full-time capacity as a player personnel assistant. He initially gained experience in the Ravens' scouting department during the summer of 2014. After graduating from Notre Dame (degree in finance) in 2016, he worked with the 2017 Super Bowl Champion Philadelphia Eagles as a scouting assistant and then re-joined the Ravens as an intern in 2018. Patrick's father, Terry, is a former Ravens scout and currently serves as senior personnel executive for the Arizona Cardinals. While in South Bend, Patrick was a recruiting assistant for the football program. He attended Charlotte Catholic (NC) HS, where he excelled in soccer.

# PLAYER PERSONNEL STAFF



**SARAH SNYDER**  
DIRECTOR OF SPORTS NUTRITION

COLLEGE: SANTA CLARA

BORN: 9/3/82, BOULDER, CO

EXP. [NFL/RAVENS]: 6/3

Sarah Snyder joined the Ravens in January 2019. She works with players, coaches, trainers and doctors by directing all team diet and performance nutrition. From 2016-18, Snyder worked for the Detroit Lions to implement their performance/nutrition program. Prior to that, she developed sports nutrition programs for EXOS in Arizona, in addition to the University of Florida and University of Michigan, where she worked with football, basketball and hockey players. Collectively, over the past 10 years, Snyder has assisted numerous NFL Pro Bowl players, including Jared Allen, Vernon Davis, Larry Fitzgerald, Arian Foster, Dwight Freeney, Jake Long, Haloti Ngata, Terence Newman, Brian Orakpo, Julius Peppers, Terrell Suggs and Adrian Wilson. Snyder attended Santa Clara University, where she earned a B.S. in combined science and served as a student athletic trainer. She later received a master's in human food and nutrition from Florida State, where she was also a graduate assistant strength and conditioning coach.

## PLAYER PERSONNEL




**TJ AJIBOLA**  
Player Personnel  
Assistant  
Joined Ravens: 2019



**MAGGIE DOMANOWSKI**  
Administrative Assistant  
to Player Personnel  
Joined Ravens: 2005



**JENN HOFFMAN**  
Executive Assistant to the  
EVP & General Manager  
Joined Ravens: 2019



**COREY KRAWIEC**  
Manager, Player  
Evaluations & Analytics  
Joined Ravens: 2013



**SARAH MALLEPALLE**  
Player Personnel Analyst  
Joined Ravens: 2019



**TERRELL PARKER**  
Player Personnel  
Assistant  
Joined Ravens: 2020



**JOHNNY SHELTON**  
Team Chaplin  
Joined Ravens: 2013



**DERRICK YAM**  
Quantitative Analyst  
Joined Ravens: 2019



**DR. LORI ROBINSON**  
Player Engagement  
Fellow  
2021 Season



### Not Pictured

The following staff members joined the player personnel department in 2021:

- Travis Hawkins, Player Personnel Assistant
- Andrew Rogan, Player Personnel Assistant
- James Oncea, Football Systems Developer





# O.J. BRIGANCE

## SENIOR ADVISOR TO PLAYER ENGAGEMENT

COLLEGE: RICE  
BORN: 9/29/69, HOUSTON, TX  
EXP. (NFL/RAVENS): 25/19 (7 PLAYING / 18 FRONT OFFICE)



**O.J. BRIGANCE**, a former Ravens and Baltimore Stallions (CFL) LB, is the Ravens' senior advisor to player engagement. Brigance, who has three championship rings – two Super Bowl rings with the Ravens (2000 and 2012) and a CFL Grey Cup ring with the Baltimore Stallions (1995) – has been an inspiration to the entire Ravens organization for his perseverance and courage while fighting Lou Gehrig's Disease (Amyotrophic Lateral Sclerosis) the past 14 years. In June 2014, Brigance was honored by the Pro Football Writers Association with the George Halas Award, given to the NFL player, coach or staff member who has overcome the most adversity to succeed. The NFL has saluted Brigance many times, earning the Best Overall Player Development Program award for two-straight years (2005-06) and also receiving the Most Outstanding Internship Program Award in 2005. In 2007, the NFL once again honored Brigance's program, this time with the Outstanding Continuing Education Program Award. In 2008, the Ed Block Courage Award Foundation also saluted O.J. with its Johnny Unitas Tops in Courage Award for his strength in his battle against ALS. Brigance played seven years for three NFL teams (Miami, Baltimore and St. Louis) before joining the Ravens' front office in 2004.

**2004-21: (with Baltimore)** Works closely with director of player engagement Jameel McClain to assist all Ravens players with each phase of their careers...Brigance has made significant contributions to the Ravens' player development program, including organizing a number of player internships in high school football programs, financial institutions and real estate groups...The life skills programs O.J. provided to the players have been highly effective...Brigance's wife, Chanda, has also been very active with the organization, having spent a number of years as the Lady Ravens group facilitator...She coordinated the involvement of the players' and coaches' spouses and significant others with team-related events, including the Ravens' Family Food Drive and other charity functions and team-building activities...After being diagnosed with ALS (2007), Brigance has chosen to make the most of the opportunity by raising money and awareness for the fight against the disease...He established his own foundation, the Brigance Brigade Foundation ([brigancebrigade.org](http://brigancebrigade.org)), whose mission is to equip, encourage and empower people living with ALS...O.J. was the honorary chair of the Johns Hopkins University Packard Center for ALS Research's annual Fiesta 5K run six times (2008-13), helping raise over \$1 million in those six years...The Ravens organization supported O.J. each year, drawing the entire Ravens team in 2008 to run in the race. Brigance Brigade hosted the ninth annual 5.7K race in Baltimore (virtually in 2021) helping to support people living with ALS. **2013:** Brigance published a book, *Strength of a Champion*, sharing his incredible story. **2008:** Brigance earned an Emmy Award as the host of the team's weekly

TV show, *Ravens Report*. **2005:** Lady Ravens participated in the team's Hurricane Katrina relief collection...Chanda has also organized seminars for the group on benefits, financial education and empowerment.

**NFL/PRO PLAYER: 2001-02: (with St. Louis)** Brigance retired from the NFL after a two-year stint with the Rams.

**2000: (with Baltimore)** Significant special teams contributor on the Ravens' first Super Bowl championship squad...Was second on team with 25 special teams tackles and led Ravens with 10 special teams stops in the postseason, including the very first special teams tackle in Super Bowl XXXV.

**1996-99: (with Miami)** Entered the NFL with the Miami Dolphins as a free agent...Was voted team captain twice in four seasons...His Dolphins teammates also selected him as the Ed Block Courage Award recipient in 1999...Brigance was involved in a number of different community organizations, including Habitat for Humanity, Cystic Fibrosis Foundation and the Daily Food Bank. **1999:** Honored with the NFLPA's Unsung Hero Award.

**1994-95: (with Baltimore Stallions)** Helped the CFL team earn a Grey Cup Championship in 1995.

**1991-93: (with British Columbia Lions)** Brigance's professional football career began in the CFL with the British Columbia Lions...Spent three seasons with the Lions (1991-93) and was named an All-Conference LB.

**COLLEGE/PERSONAL:** Graduated from Rice with a degree in managerial studies in 1992...Four-year letterman and three-year starter at LB...Brigance, who served on the board of directors for Aunt Hattie's Place, a home for young men, received the NFL's Winston/Shell Award in 2005, which is given annually to the player development director who demonstrates commitment and dedication in developing unique and innovative ideas and solutions to advance the NFL's player engagement mission...O.J. also served on the board of directors for Unified Community Connections.





# ANDREW TUCKER

## CHIEF MEDICAL OFFICER

COLLEGE: WAKE FOREST / SOUTHERN ILLINOIS MEDICAL SCHOOL  
BORN: 11/9/60, TERRE HAUTE, IN  
EXP. (NFL/RAVENS): 31/26



Following 25 seasons as the Ravens' head team physician, in 2021 **DR. ANDREW TUCKER** was hired in a full-time capacity to serve as the organization's chief medical officer. He has worked closely with Baltimore players since the team's 1996 inception, and prior to that, spent five years as the Cleveland Browns' team physician.

Dr. Tucker has accrued over 30 years of experience providing primary medical care to professional, collegiate, scholastic and recreational athletes – most recently serving as medical director of the MedStar Health Sports Medicine program at MedStar Union Memorial Hospital.

Reporting to EVP & GM Eric DeCosta for all matters related to player care, Dr. Tucker oversees day-to-day player wellness. Even in his new position with the Ravens, he maintains his clinical practice at MedStar.

In addition to his role as the Ravens' CMO, Dr. Tucker has served on several NFL medical committees. Currently, he is chairman of the NFL General Medical Committee, while he's also a past president of the NFL Physicians' Society.

Dr. Tucker's clinical research includes cardiovascular health and screening in athletes and sports concussion in pediatric and adult athletes. He is published in multiple medical journals and has written book chapters on a variety of sports health topics, including concussion, pre-participation examinations, and musculoskeletal injuries and disorders.

Prior to joining MedStar in 2004, Dr. Tucker was the director of primary care sports medicine at the University of Maryland Medical Center and an assistant professor for the Department of Family Medicine at the University of Maryland School of Medicine (1996-2004).

He has also served as a staff physician in the Department of Orthopedics at the Cleveland Clinic Foundation and as an assistant clinical professor at Case Western Reserve University in Cleveland.

After receiving his medical degree from Southern Illinois University, he completed two fellowships in sports medicine.

Andrew and his wife, Sheldon, have three children: daughters, Caroline and Sally, and a son, Drew.



# JON DUBÉ

## VICE PRESIDENT OF FOOTBALL VIDEO OPERATIONS

BORN: 4/28/65, HARRISBURG, PA  
EXP. (NFL/RAVENS): 39/26



**JON DUBÉ** heads the Ravens' football video operations department, working with senior director Mark Bienvenu, senior manager Collin Ferguson and coordinator Kevin Wilkins. The group works closely with the coaching and scouting staffs to provide footage of practices/games and opponent and college footage from the NFL's (C.G.E.) Club Game Exchange Network. Dubé's team also maintains A/V technology throughout the Ravens' training facility, including in the player meeting rooms and draft room. Additionally, Dubé has provided leadership by serving on the NFL Video Directors Committee, working closely with NFL Game Operations, League I.T., NFL Films and the Competition Committee. Throughout his 39-year career, he has helped guide and implement the NFL's cutting-edge gameday technology and video rules/regulations.

**1996-2021: (with Baltimore) 2021:** Is serving his 11th-straight season on the NFL Video Directors Committee. **2017:** Was named the 2017 Collegiate Sports Video Association's NFL Hall of Fame Award winner...Dubé was chosen out of a group of past and present NFL video directors for his hard work and dedication to further the role and recognition of NFL video directors, becoming the first active video director to receive

the award. **2014:** Promoted to senior director of football video operations. **2012:** Earned his second Super Bowl ring following the team's victory over the 49ers in Super Bowl XLVII. **2004:** Transitioned the team into digital video, which provided the coaches easier access to the video data...Through their computer software, coaches are able to create their own cut-ups of practices and games, making the process more streamlined. **2000:** Provided tape for the coaching staff and players of the Super Bowl XXXV Championship team. **1996:** Was invited by owner Art Modell to join the team in the move to Baltimore as the team's director of football video operations.

**1983-1995: (with Cleveland) 1985:** Was named the assistant film/video director for the Browns. **1983:** Joined the Browns in the facilities and field maintenance department.

**PERSONAL:** Jon and his wife, Diane, have two sons: Brian, who served two tours for the U.S. Army and now works for a tactical supply firm, and Jacob, who is a social media specialist...The Dubés also have two Scottish Terriers (Harper and Leia)...The family opened The Forney House Bed and Breakfast Tea Room and Gift Shop in downtown Hanover, PA, in the spring of 2021.





## KENICO HINES HEAD EQUIPMENT MANAGER

COLLEGE: INDIANA STATE  
BORN: 7/27/74, ELKHART, IN  
EXP. (NFL/RAVENS): 14/10



**KENICO HINES**, who was promoted to head equipment manager in 2021, enters his 10th season with the Ravens. With 14 total years of experience working in the NFL, Hines leads a department comprised of senior assistant equipment manager Tom Wood, assistant equipment manager Scott Rotier, equipment coordinators Jordan Brown and Jeremy Tunstall and sewing manager Ebony Short, who manages five seamstresses.

Having accrued 24 years of equipment experience between the NFL and collegiate level, Hines is a certified member of A.E.M.A (Athletic Equipment Managers Association). He's also a member of the Professional Football Equipment Managers Society (PFEMS), serving on the NIKE apparel and trade show committees.

**2012-21: (with Baltimore) 2021:** Was promoted to head equipment manager. **2012:** Joined the Ravens as an assistant equipment manager and was part of Baltimore's Super Bowl XLVII championship team.

**2004-11: (with Western Michigan)** Spent eight seasons working for the Broncos as their football equipment coordinator.

**2003: (with Chicago)** Worked for one season as the Bears' assistant equipment manager.

**2001-02: (with New York Jets)** Worked two seasons as the Jets' equipment assistant.

**2000: (with Chicago)** First entered the NFL as a season-long equipment intern with the Bears.

**COLLEGE/PERSONAL:** Attended Indiana State University, where he received a bachelor's degree in communication, with a minor in sport studies...Hines is currently working towards a master's degree in coaching sports performance from the University of Western Michigan...Kenico is the proud father of six children: Jamia, Deasia, Patrick – who interned with the Ravens' equipment department in the summer of 2019 – Kyra, Trini and Jeren...He is also a grandfather to Rowan Gillis (Jamia's son).



## RON MEDLIN HEAD CERTIFIED ATHLETIC TRAINER

COLLEGE: NORTH CAROLINA STATE  
BORN: 6/2/61, HOPE MILLS, NC  
EXP. (NFL/RAVENS): 32/11



**RON MEDLIN** enters his fourth season as the Ravens' head certified athletic trainer and his 11th overall with the club. He served 17 years as the Atlanta Falcons' head athletic trainer (1994-2009) before joining the Ravens in 2011. Previously, he had worked with former Ravens training boss Bill Tessenorf with the Browns from 1989-93. Medlin's current staff is comprised of Kevin Domboski, Michael Blankenship, Collin Francis, Chris Marroquin and Michael Thomas.

**2011-21: (with Baltimore): 2018:** Was named head certified athletic trainer following the retirement of Mark Smith... For several years prior, served as assistant trainer...Helped re-design the medical operations system, which improved efficiency and productivity...Provided treatment, prevention and rehabilitation to players as the top assistant to Smith. **2012:** Helped the Ravens win Super Bowl XLVII.

**1994-2009: (with Atlanta):** Headed the athletic trainers' office while working as the main liaison with the team's doctors and coaching staff...Developed the Falcons' protocols for all activities related to the training room. **1998:** Helped the Falcons to a Super Bowl appearance.

**1989-93: (with Cleveland):** Medlin first worked with what would become the Ravens' franchise when he was a trainer with Mark Smith and Bill Tessenorf...Created a new system to maintain medical records. **1989:** Browns staff was selected as the NFL's Athletic Training Staff of the Year by PFATS.

**1984-88: (with Memphis State): 1987-88:** Served his graduate school alma mater as the head football athletic trainer, revising the school's medical procedures while directing the department. **1984:** Began career as an assistant trainer for Memphis State.

**1983: (Furman University):** Served as a GA training assistant. **1983-88:** Was a camp intern for the Atlanta Falcons.

**COLLEGE/PERSONAL:** Earned his undergraduate degree in education from NC State in 1983...While working as an assistant trainer at Memphis State, completed his masters in physical education...Ron and his wife, Candace, are the parents of son, Stevenson, a freshman at Elon University, and daughter Mya, a freshman at Winters Mill (Westminster, MD) HS...Ron's brother Tony is the Chicago Bears' equipment manager.



# MICHELLE ANDRES

## SENIOR VICE PRESIDENT OF RAVENS MEDIA

COLLEGE: FURMAN  
BORN: 1/21, MADISON, WI  
EXP. (NFL/RAVENS): 16/16



**MICHELLE ANDRES**, who joined the Ravens in 2006, enters her 16th season with the team after being promoted to senior vice president of Ravens Media in 2015. She leads the franchise’s digital media, productions and business intelligence departments.

Andres is responsible for digital fan engagement, including social media, mobile, web, online sales, email, photography and television programming. She also oversees fan-centric digital technology like VR, AR, AI, CTV/OTT and more.

Lastly, Andres leads business intelligence initiatives, including fan demographics, business analytics and CRM.

Prior to working for the Ravens, Andres spent nine seasons with the NBA’s Orlando Magic – seven in public relations overseeing corporate communications and government

relations and two leading the franchise’s newly-formed interactive marketing department.

Andres was a lecturer at Georgetown University’s Sports Industry Management Graduate Program for four years (2013-16), teaching sports digital media and enhanced consumer engagement.

A native of Gainesville, FL, Andres earned her master’s degree in political campaign management from the University of Florida and her bachelor’s degree in political science from Furman University.



# BRAD DOWNS

## SENIOR VICE PRESIDENT OF MARKETING

COLLEGE: ROBERT MORRIS  
BORN: 2/22/77, WILLIAMSPORT, MD  
EXP. (NFL/RAVENS): 20/20



**BRAD DOWNS**, who is in his 20th season with the Ravens, was elevated to senior vice president of marketing in 2020. Downs leads the team’s advertising, branding, game entertainment, fan development, promotions and partnership activation efforts.

Under Downs’ guidance, the team’s youth initiatives were revamped, led by the creation of RISE, a first-of-its-kind youth football platform to encourage participation in the sport and engage with youth through high school football players. The organization is widely recognized as a leader in fan engagement, due in large part to the continued success of its Purple fan club for women.

The Ravens’ gameday experience has consistently ranked among the NFL’s best, with 2019’s overall game entertainment ranking landing at No. 2 in the league, according to the NFL’s annual Voice of the Fan Survey. Downs oversees the Ravens’ premier pre-game destination, RavensWalk, which

ranked No. 1 in the league for pre-game entertainment outside the stadium, as well as other categories that ranked in the Top 5, such as: fan rituals (4), entertainment during breaks (2), pre-game on-field entertainment (2) and halftime entertainment (4).

Prior to joining the Ravens, Downs was a regional marketing manager with Adelpia Business Solutions, where a key part of his role was leading the naming rights partnership of Adelpia Coliseum when it was the name of the Tennessee Titans’ home stadium.

In 2016, Downs was named one of *Baltimore Business Journal’s* “40 Under 40” honorees, and in 2017, he was inducted into the Sport Management Hall of Fame at his alma mater, Robert Morris University. Downs also serves on the board of the Ravens Foundation, Inc. and The Family Tree in Baltimore. He and his wife, Amy, have two sons, Zachary (7) and Carter (5).





## **BOB ELLER** **SENIOR VICE PRESIDENT OF OPERATIONS**

COLLEGE: TOWSON  
BORN: 11/8/60, BALTIMORE, MD  
EXP. (NFL/RAVENS): 38/26



**BOB ELLER** is in his 35th season with the franchise and his 38th in the NFL. Eller directs the day-to-day operations of the team, including at the Under Armour Performance Center, summer training camp and minicamps, team travel and catering for the players, coaches and staff.

The Baltimore native has been with the franchise since 1987, serving in both the public relations and operations departments.

In 2017, Eller also guided logistical operations and travel for the Ravens' first-ever game in London. In 2004, he directed the team's move to its new Owings Mills training facility.

Eller oversaw the recent and extensive Under Armour Performance Center renovations, which were completed in July of 2018. The facility's Gold LEED initiative resulted in an award for Innovative Design, New Construction by the US Green Building Council.

Eller's career began as an intern for the Baltimore Colts in 1983, while a senior at Towson State University (business administration). A year later, the team's first in Indianapolis, he joined the club and was quickly promoted to director of public relations. Eller then moved to Cleveland in 1987 to become the Browns' assistant director of public relations. He was promoted to director of operations and information in 1991. Bob was then invited to join the team in the move to Baltimore in 1996, helping to facilitate many of the start-up functions for the new Ravens.

Eller has worked eight Super Bowls for the NFL, plus two for the Ravens during their 2000 and 2012 seasons. He served as the Browns' primary league office liaison when the NFL launched the player assistance and development programs.

Bob is also an active supporter of the St. Vincent's Center for abused children. He has a daughter, Erin, and a son, Joey, and he resides in the Baltimore neighborhood of Canton.



## **BRANDON ETHERIDGE** **SENIOR VICE PRESIDENT / GENERAL COUNSEL**

COLLEGE: YALE / HARVARD LAW SCHOOL  
BORN: 6/5/85, BALTIMORE, MD  
EXP. (NFL/RAVENS): 8/6



**BRANDON ETHERIDGE** enters his sixth season as the Ravens' general counsel, following a 2021 promotion to senior vice president. He is responsible for oversight of all legal, compliance and risk management matters for the Ravens. Etheridge also leads the organization's government affairs efforts and plays a significant role in the Ravens' social justice reform work, helping strengthen governmental, law enforcement and community relations. He is a member of the Maryland and D.C. Bar Associations.

In 2019, Etheridge advised on legal matters during the three-year, \$120 million M&T Bank Stadium improvements project, also coordinating with the Department of Homeland Security to help the stadium secure SAFETY Act designation. In 2018, he was instrumental in the administration and initial distribution of funds for the Ravens' Social Justice Fund. Additionally, he has become heavily involved in the club's criminal justice and police reform advocacy efforts.

From 2014-16, Etheridge was part of the NFL Management Council, providing counsel to teams on matters like the Collective Bargaining Agreement, player contracts, discipline and healthcare. He also represented clubs in arbitration proceedings and advised on employment matters.

Prior to his time at the NFL, Etheridge worked from 2011-14 for the international law firm of Covington & Burling in Washington, D.C. He represented numerous clients in the sports industry, including the NFL.

Etheridge earned his Bachelor of Arts in Political Science from Yale University, where he was also a two-time letterman as an OLB/DE. He then attended Harvard Law School, where he earned a J.D. in 2011.

Born in Baltimore and raised in Maryland's Prince George's and Howard Counties, for much of his youth (grades 4-12), he attended the McDonogh School, which is located just a few miles from the Ravens' Owings Mills facility.

In 2014, Etheridge was named to *Forbes'* "30 Under 30" list as one of the "Sports World's Brightest Young Stars," and in 2018, he was honored as a member of the *Baltimore Business Journals'* "40 Under 40" class.

Etheridge serves on the Board of Trustees for the Baltimore Community Foundation and the McDonogh School. During the COVID-19 pandemic, he was selected by Maryland Attorney General Brian Frosh to serve on the Attorney General's COVID-19 Access to Justice Task Force.



# JEFF GOERING

## SENIOR VICE PRESIDENT / CHIEF FINANCIAL OFFICER

COLLEGE: ROCKHURST (KANSAS CITY, MO)  
BORN: 12/29/67, TULSA, OK  
EXP. (NFL/RAVENS): 23/23



**JEFF GOERING**, who joined the club in 1999, oversees the Ravens' finance, human resources and information technology departments. He also works with the team's insurance and risk management matters. In terms of financial operations, Goering leads the strategic planning, budgeting, financial reporting, tax and audit processes. He also serves as the primary financial liaison with the Maryland Stadium Authority, working with various stadium contractors and event promoters.

In overseeing the HR and I.T. departments, he focuses on matters such as staffing, employment policies/benefit plans, hardware/software applications and network security/infrastructure.

Prior to being named senior VP of finance in 2015, Goering served as the Ravens' VP of finance/chief financial officer (2008-14). He was elevated to senior director of finance in 2004 after spending five years as the organization's controller.

Previously, as a PricewaterhouseCoopers senior consultant in Dallas, Goering worked with many sports entities, preparing financial feasibility studies, market assessments and economic impact analyses for proposed new or expanded sports venues.

He received his master's of science in sports management from the University of Massachusetts in 1998. During that time, he also served as a consultant in the evaluation and preparation of Boston Red Sox salary arbitration cases.

Goering spent a year in the Philippines as a community development volunteer for the Presbyterian Church, USA, in 1995-96. He received a B.S. in business administration from Rockhurst (Kansas City, MO) University.

Jeff, who previously served on the board of the Ravens Foundation, earned his CPA certificate in 1992. He and his wife, Sheryl, have two daughters, Olivia (20) and Carly (18), and a son, Daniel (15).



# BAKER KOPPELMAN

## SENIOR VP OF TICKET SALES & OPERATIONS

COLLEGE: GUILFORD (GREENSBORO, NC)  
BORN: 2/7/67, BALTIMORE, MD  
EXP. (NFL/RAVENS): 26/26



**BAKER KOPPELMAN** has been with the Ravens since their 1996 inception. He oversees the team's PSL, season ticket and hospitality sales, ticket operations, ticket distribution, customer service, club level concierge service, upper level programming and retail sales, and he assists with attracting events to M&T Bank Stadium. In relation to his roles, Koppelman helped create an internal committee tasked with reviewing and improving overall fan experience.

Koppelman has worked in professional sports ticketing operations since 1987, selling Baltimore Orioles tickets at Memorial Stadium during the summer while earning his sports management and economics degrees at Guilford College (Greensboro, NC), where he graduated in 1990.

He worked his way to a full-time position with the Orioles in 1991, helping manage the stadium box office and contributing with the seating relocation from Memorial Stadium to Oriole Park at Camden Yards in 1992. He then spent a season with the San Diego Padres in 1995, before returning to his hometown to join the Ravens prior to their inaugural 1996 season.

Koppelman has helped M&T Bank Stadium and the Ravens host a Metallica concert (May 2017), Beyonce's World

Formation Tour (June 2016), Billy Joel and One Direction concerts (both July 2015), Jay-Z and Beyonce's On the Run Tour (July 2014), and The Legends of The Summer Tour, featuring Justin Timberlake and Jay-Z (August 2013). Baltimore also hosted a U2 concert in June 2011, Monster Jam in June of 2011-13, a Kenny Chesney concert in 2008, international soccer matches between Chelsea and AC Milan (2009), Manchester City and Inter Milan (2010), and Tottenham and Liverpool (2012), and the CONCACAF Gold Cup (2013 and 2015). M&T Bank Stadium has also hosted several premier college football games, including the annual Army-Navy showdown on four occasions (2000, 2007, 2014, 2016) and six NCAA Lacrosse Final Four tournaments (2003, 2004, 2007, 2010, 2011, 2014).

Koppelman is a graduate of St. Paul's School (Baltimore) and was inducted into its Athletic Hall of Fame in 2016 for his contributions as a team manager (football, wrestling and basketball) and a four-year member of the varsity baseball team. He is also a board member of the Baltimore chapter of the American Heart Association. Baker's wife, Reba, is the Ravens' senior director of finance.





# ELIZABETH MEARMAN

## SENIOR VICE PRESIDENT OF HUMAN RESOURCES

COLLEGE: MARYLAND, BALTIMORE COUNTY (UMBC)  
BORN: 5/25, BALTIMORE, MD  
EXP. (NFL/RAVENS): 18/18



**ELIZABETH MEARMAN** joined the Ravens in 2004 and was promoted to senior vice president in 2020. Originally hired as the organization’s first-ever director of human resources, Mearman designed, developed and implemented many of the HR practices currently in use for the team.

For the past 17 years, she has been responsible for hiring, onboarding, benefits administration, performance management, compensation management, employee relations, organizational development and employee engagement and satisfaction. Additionally, in 2020, she was asked to lead the team’s internal DEIB efforts.

Mearman also serves on the Board of the Ravens Foundation, and since 2014, has been the lead contact with the Ravens’ charitable partner, The One Love Foundation. She also serves on the Regional Advisory Board in Baltimore for One Love.

Additionally, Mearman partnered with several other NFL

teams to implement the first-of-their-kind NFL human resources meetings. The event has become an annual gathering where HR leaders from nearly every team meet to discuss HR strategy, develop best practices and tackle issues that are unique to professional sports.

In 2019, Mearman and her team created/hosted the first-ever HBCU Career Combine, and in 2021, they took the Combine virtual when eight NFL teams participated to provide students from HBCU’s a look into the world of working in sports.

Prior to the joining the Ravens, Mearman worked five years as an HR manager for the Allegis Group, a private staffing firm in Baltimore, MD. She holds her bachelor’s degree in psychology from UMBC and her PHR.

Mearman lives in Millersville with her husband, Joe, their three-year-old daughter, Taylor, newborn son, Joseph, and their three rescue dogs, Sammi, Charlie and Frankie.



# KEVIN ROCHLITZ

## SENIOR VICE PRESIDENT / CHIEF SALES OFFICER

COLLEGE: WYOMING  
BORN: 1/5/71, CASPER, WY  
EXP. (NFL/RAVENS): 19/19



**KEVIN ROCHLITZ** joined the Ravens in 2003 and was named senior vice president/chief sales officer in 2019. He leads the Ravens’ corporate sales department, which includes national and regional partnerships, broadcasting contracts – including day-to-day operations with WBAL-TV, WBAL Radio and 98Rock – and M&T Bank Stadium suite sales.

Among the contracts completed by Rochlitz are partnerships with MedStar Health, Safeway, Visa, Coca-Cola, MillerCoors, Anheuser-Busch, Verizon, Southwest Airlines, Maryland Lottery and McCormick. At M&T Bank Stadium, he created and sold the Talon Pub, as well as the club level bars. He also led the recent negotiations with sports gaming partners Caesars/Horseshoe Casino, BetMGM and Draft Kings.

In 2015, Rochlitz led the sale of the Constellation Energy Suite Level at M&T Bank Stadium, while in 2014, he guided a sales team that completed a 10-year, \$60 million partnership extension with M&T Bank, including the continuation of naming rights to M&T Bank Stadium and several community-focused programs. In 2012, Rochlitz coordinated a partnership with Under Armour, which led to the team’s training facility being named the Under Armour Performance Center.

Rochlitz also spent five years as senior VP of sales for Mandalay Sports and Entertainment/Mandalay Pictures,

owners of the Dayton Dragons and Frisco Rough Riders. He coordinated the new stadium construction and sold naming rights for each venue (Fifth Third Field in Dayton, Ohio, and Dr Pepper Ballpark in Frisco, Texas). From 1996-97, he was one of the youngest assistant athletic directors in NCAA Division I-A for the University of Miami.

Rochlitz serves on the Syracuse University Sports Management Advisory Board and on the Maryland SPCA Advisory Board. He is also a member of the Signal 13 Foundation with the Baltimore City Police Department.

Named a Baltimore Smart CEO Executive of the Year in 2016, Rochlitz was also chosen to participate in the Leadership Baltimore County program from 2015-16. In 2011, he was selected by the U.S. Department of Defense and Secretary Robert Gates to join the Joint Civilian Orientation Conference to better understand and promote the U.S. military.

Rochlitz earned a degree in marketing from the University of Wyoming, where he sits on the Business Advisory Board. In May of 2021, he was named the Distinguished Alum for the university’s College of Business. Rochlitz and his wife, Melissa, have a daughter, Riley (18), who is in her freshman year at Wyoming.



# ROY SOMMERHOF

## SENIOR VICE PRESIDENT OF STADIUM OPERATIONS

COLLEGE: ST. THOMAS (MIAMI, FL)  
BORN: 1/14/58, BALTIMORE, MD  
EXP. (NFL/RAVENS): 26/26



**ROY SOMMERHOF** joined the Ravens during their inaugural season in 1996. He manages all aspects of M&T Bank Stadium, including gameday parking and transportation, security, guest services, custodial services, catering, medical services and stadium maintenance.

Since the stadium's 1998 opening, Sommerhof has spearheaded efforts to make it one of the NFL's best by supervising significant upgrades that enhance the fan experience. More recently, in 2017, the Ravens began a three-year, approximately \$120 million self-funded project that includes new 4K ultra-high definition video displays, escalators/elevators to the upper deck, a new sound system, upgraded kitchen facilities and club level enhancements.

With his leadership, M&T Bank Stadium received a LEED Gold Certification (Nov. 2013), becoming the first North American outdoor stadium of any kind to achieve this distinction. Additionally, in the spring of 2020, M&T Bank Stadium was recognized by the United States Department of Homeland Security (DHS) with a SAFETY Act Designation, acknowledging excellence in gameday security practices.

Prior to joining the Ravens, Sommerhof spent 16 years working in ticket sales and stadium operations for the Orioles. He played a key role in the planning, development and execution of the 1992 opening of Oriole Park at Camden Yards.

During his career, he has been involved with numerous special events, including hosting both Pope John Paul II at Oriole Park (1995) and the Queen of England at Memorial Stadium (1991), and the MLB All-Star Game at Oriole Park at Camden Yards (1993).

He is also the former chairman of the Gridiron Stadium Network, a consortium of 12 NFL facilities that creates awareness and promotes the assets of its members. The GSN works to optimize opportunities to expand the use of the state-of-the-art facilities for new sports, entertainment, public and private events.

Sommerhof, who was recognized by the Stadium Business Summit as a finalist for 2015 Executive of the Year honor, has a degree in sports administration from St. Thomas. He and his wife, Lina, have two sons, Drew and Cole.



# CHAD STEELE

## SENIOR VICE PRESIDENT OF COMMUNICATIONS

COLLEGE: WINTHROP  
BORN: 10/11/74, WEST POINT, NY  
EXP. (NFL/RAVENS): 23/20



**CHAD STEELE**, who is in his 20th season with the Ravens, oversees the public and community relations departments. Steele is the organization's primary contact and spokesman for the team's communications efforts, and he directs strategic efforts promoting brand communication endeavors in coordination with football and business operations.

Steele and the Ravens' public relations department are three-time recipients of the Pete Rozelle Award (2010, 2012 and 2016), a prestigious annual honor that is voted on by the 300-member Pro Football Writers of America and given to the NFL public relations staff that consistently strives for excellence in its dealings and relationships with the media.

Steele has been invited to assist the NFL's public relations operations at six Super Bowls and currently serves as chairperson of the NFL's Football Publicity Committee. He was the first person ever chosen by the league office as a conference PR director for two-consecutive Pro Bowls in Honolulu, HI.

Originally a 1998 season-long intern with the Ravens, he rejoined the team in 2002 following three seasons with the

San Francisco 49ers' media relations department. Steele also worked two training camp internships with the Carolina Panthers (1996-97).

Steele, who was selected to attend Stanford University's Executive Education Program for NFL Managers in 2005, was also asked by the NFL league office, along with veteran NFL players and team player development directors, to lead discussions on media professionalism with the 2007 NFL draft class. In May 2016, he was chosen by the University of Maryland to be the keynote speaker at their Communications School graduation.

Steele serves on the boards of the Irvine Nature Center, Sutton Scholars, Sacred Heart School Advancement Fund and the Stevenson University Brown School of Business and Leadership.

A 1997 graduate of Winthrop University (business administration), Steele led the Eagles basketball team as co-captain. Chad and his wife, Wendy, have a daughter, Dylan (11), and a son, Colton (7).



## FRONT OFFICE EXECUTIVES



### **TERESA ABATO** **VICE PRESIDENT OF SUITE SALES & SERVICE**

**COLLEGE:** COLLEGE OF NOTRE DAME

**BORN:** 2/26, BALTIMORE, MD

**EXP. (NFL/RAVENS):** 24/24

For 24 NFL seasons, Theresa Abato has been responsible for all aspects of the Ravens' private suite business, including sales, client relations and operations for both Ravens games and third-party events. She manages suite inventory/ticketing, sets revenue/expense budgets and oversees the contracts and fulfillment for 133 suites. Abato, along with her suite managers Hayward Caswell and Jillian Magnotta, is committed to reinforcing the first-class standards of the Ravens. Since M&T Bank Stadium's 1998 opening, Theresa has been charged with creating and executing the valuable amenities and experiences suite owners receive. She has been instrumental in growing the suite business from 95 season-owned in 1998 to 133 full-season current suite relationships.



### **AARON CLINE** **VICE PRESIDENT OF CORPORATE SALES & SUITES**

**COLLEGE:** RANDOLPH-MACON

**BORN:** 8/1/74, CONCORD, NH

**EXP. (NFL/RAVENS):** 11/11

Aaron Cline enters his 11th season with the Ravens, leading the corporate sales team in securing national and local partnerships. Cline and his team are responsible for acquiring partners on signage at M&T Bank Stadium, suite sales, Ravens digital assets, TV & Radio, events and activations. He has captured new business sales and managed many of the Ravens' key partnerships, including: Ford, Frito-Lay, Maryland Lottery, MedStar Health, MolsonCoors, Wawa and others. Prior to joining the Ravens, Cline began his career working in financial services at Legg Mason in Baltimore, followed by a stint with Deutsche Bank Alex. Brown. In 2002, he transitioned into sales at WZBA-FM, and ultimately, into corporate sales with the Baltimore Orioles. He began his Ravens career in 2011 following a year at the Mid-Atlantic Sports Network. Cline recently completed a six-year Board of Directors term for Special Olympics Maryland. The Towson, MD, native attended the Boys' Latin School of Maryland. He and his wife, Dana, reside in Timonium, MD, with their three daughters, Kaylee (10), Natalie (8) and Jamie (1).



### **JIM COLLIER** **VICE PRESIDENT OF FINANCE**

**COLLEGE:** PENN STATE

**BORN:** 11/30/71, PHILADELPHIA, PA

**EXP. (NFL/RAVENS):** 23/23

Jim Collier joined the Ravens in 1999. During his time with the organization, he has served a variety of roles for the finance department, with responsibilities that have included overseeing day-to-day accounting functions of the team, assisting in the systematization of key financial activities, coordinating third-party audits and serving as a liaison with various team partners. Jim is a proud alumnus of Penn State University, where he graduated with a bachelor's degree in accounting. Prior to joining the Ravens, the Philadelphia native worked for KPMG LLP for five-and-a-half years serving as an auditor. When he is not balancing the books, Jim enjoys spending time with his family, coaching youth baseball and soccer, and volunteering as treasurer on the PTO board of the local elementary school. He and his wife, Hope, reside in Hanover, PA, with their two boys, Alex (11) and Evan (7).

# FRONT OFFICE EXECUTIVES



## HEATHER DARNEY


**VICE PRESIDENT OF COMMUNITY RELATIONS / EXECUTIVE DIRECTOR, RAVENS FOUNDATION**

**COLLEGE:** TOWSON

**BORN:** 5/19, BALTIMORE, MD

**EXP. (NFL/RAVENS):** 11/11

A Towson University graduate and Baltimore native, Darney enters her 11th season with the Ravens. After working for the Baltimore Orioles for four years in special event management, she joined the Ravens in 2011 to provide oversight of the team's philanthropic initiatives. In her role as vice president of community relations, Darney is responsible for developing, implementing and administering the team's overall strategic charitable outreach efforts. This includes orchestrating over 300 player appearances annually that include hospital and school visits, food, toy and book drives, and fitness, education and literacy events. Additionally, Darney continues to serve as the executive director of the Ravens Foundation, Inc., where she manages and directs all fundraising, grant programs and initiatives executed by the team's charitable arm. Through this dual role, Darney annually manages the distribution of millions of dollars in combined contributions to over 2,000 nonprofit organizations throughout the Baltimore area. In 2019, Darney was named one of *Baltimore Business Journals* "40 Under 40" honorees. Heather and her husband, Ed, have two daughters, Ava (7) and Julia (4).



## PATRICK GLEASON

**VICE PRESIDENT OF PUBLIC RELATIONS**

**COLLEGE:** COLORADO

**BORN:** 7/21/82, DENVER, CO

**EXP. (NFL/RAVENS):** 17/17

Gleason enters his 17th season with the Ravens, serving as the primary point of contact for player and assistant coach interview requests. He is responsible for the development and execution of all football publicity efforts, also working closely with the organization's digital media, broadcasting and marketing departments. Additionally, Gleason plays a significant role in organizational messaging and communication to Ravens stakeholders. He is part of a Ravens' staff that has earned three (2010, 2012 & 2016) Pete Rozelle Awards, an honor given by the Professional Football Writers of America to the NFL PR team that strives for excellence in its relationships with the media. Gleason has also been invited by the NFL to help direct PR efforts for five Pro Bowls. He originally joined the franchise as an intern in 2005 after graduating from the University of Colorado, where he spent four years working in the sports information office. Gleason currently sits on the board of the Ravens Foundation, Inc. He and his wife, Erin, have a son, Jackson (3).



## KATE KASABULA

**VICE PRESIDENT OF CLIENT SERVICES**

**COLLEGE:** DUKE

**BORN:** 3/12, BALTIMORE, MD

**EXP. (NFL/RAVENS):** 19/19

Kate (Kaiser) Kasabula enters her 19th season with the Ravens. She oversees a team that ensures the execution and fulfillment of all corporate partnerships, totaling over 150 contracts. Kate and her team serve as liaisons between partners and internal departments to fulfill assets such as media, hospitality, signage and promotions. During her time with the Ravens, Kasabula has served in various roles within the corporate sales department, both in sales service and as an account executive, and she was a staff member during the Ravens 2012 Super Bowl season. Prior to the Ravens, she attended Duke University, where she played on the women's lacrosse team. At Duke, Kasabula was a four-time All-American, a Tewaaraton Trophy finalist, given annually to the most outstanding college lacrosse player, and an ACC 50th Anniversary Team selection. Additionally, she earned a silver medal with the United States Women's World Cup Lacrosse Team in 2005. Prior to her collegiate endeavors, Kate attended Notre Dame Prep in Towson, MD, and was inducted into its Athletic Hall of Fame in 2010. She was also honored by the US Lacrosse Baltimore Chapter and was inducted into its Hall of Fame in 2014. Kate and her husband, Brian, have two children, Connor (8) and Caroline (6).



## FRONT OFFICE EXECUTIVES



### **ASHEESH KINRA** VICE PRESIDENT OF INFORMATION TECHNOLOGY

**EDUCATION:** CTREC

**BORN:** 10/16/78, BANGALORE, INDIA

**EXP. [NFL/RAVENS]:** 16/1

Asheesh Kinra enters his first season with the Ravens after joining the team in June 2021. Prior to moving to Baltimore, he served for the last 12 years as the vice president of information technology for the Washington Football Team. In that role, he worked with both the WFT's business and football departments helping to ensure their IT systems were efficient and productive. He also led the rebrand process to acquire the domain and update all technology to the new brand name. Kinra also managed IT for team owner Daniel Snyder's ancillary businesses. In addition to his time with the WFT, he has worked in law firms, software security companies, an IT consultant company assisting biotechnology, real estate and financial firms. Asheesh currently lives in downtown Baltimore.



### **JAY O'BRIEN** VICE PRESIDENT OF BROADCASTING & GAMEDAY PRODUCTIONS

**COLLEGE:** LOYOLA [BALTIMORE]

**BORN:** 2/11/83, HELMETTA, NJ

**EXP. [NFL/RAVENS]:** 18/18

Jay O'Brien leads Ravens Productions, an award-winning team responsible for all brand video, including social and digital video content, in-stadium game presentation, television shows and preseason game broadcasts. He also serves as executive producer of the Ravens' gameday production, which was recognized by the NFL's 2019 Voice of the Fan survey as the league's top video board content and No. 2 in game entertainment. O'Brien was the Ravens' lead to debut the team's Mixed Reality Raven in partnership with The Famous Group in 2019 and received the 2020 Sports Business Award for Best in Sports Technology. He also played lead roles in the Ravens' pioneering partnerships with Skycam and Intel True View to enhance the team's fan experience. More recently, O'Brien and Ravens Productions received the team's first-ever national Sports Emmys Award for Outstanding Long Feature for their NFL Network co-production of "The Gift of Gaba." O'Brien has earned 20 regional Emmy Awards, and in 2017, the Baltimore Business Journal named him to its "40 Under 40" list. He serves on the board of the Ravens Foundation, earned an undergraduate degree in journalism from Loyola College and a master's in business administration from Towson and the University of Baltimore. Jay and his wife, Alex, have a daughter, Siena (6), and a son, Shea (4).



### **DARREN SANDERS** VICE PRESIDENT OF SECURITY

**BORN:** 5/10/66, BALTIMORE, MD

**EXP. [NFL/RAVENS]:** 18/18

Darren Sanders oversees all security-related matters for the organization, including ownership, players, coaches and staff. He is responsible for security measures taken at the team hotels, serves as a personal security escort, directs security at the team's training facility and provides personal safety/security outside of work-related functions. Sanders also provides education on the NFL's personal conduct policy, as well as training and best practices related to state, traffic and weapons laws. Prior to joining the Ravens, Sanders spent 17 years with the Baltimore Police Department, including 11 as a Detective in Criminal Investigation Division, Drug Enforcement Section. In that role, he was selected to serve on the DEA task force, where he received numerous honors for his work in drug enforcement. Sanders also spent time with the BPD's Homicide Division and on uniform patrol. Darren is active in the Baltimore community, where he serves on the Executive Board of the National Academy Foundation, acts as a mentor in Baltimore City's "Year Up" program and is a member at Messiah Community Church.

# 2021 RAVENS STAFF



## **KEVIN BYRNE** SENIOR ADVISOR, PUBLIC RELATIONS


COLLEGE: MARQUETTE

BORN: 8/20/49, CLEVELAND, OH

EXP. [NFL/RAVENS]: 43/26

After 41 seasons working for the Ravens franchise, Kevin Byrne officially retired in May 2020. However, he remains on staff as a consultant to the team through the 2021 season. He is an original Raven, moving with then-owner Art Modell from Cleveland in January of 1996. Byrne, who is one of the most highly-respected public relations officials in sports, was a vice president with the Browns from 1981-95 prior to the team's move to Baltimore. Led by Byrne, the Ravens' PR staff earned three (2010, 2012 & 2016) Pete Rozelle Awards, voted by the Pro Football Writers of America (PFWA). The award is given to the NFL PR team that consistently strives for excellence in its service for and relationships with the media. Following the 2019 season, Byrne was nominated for the PFWA's Jack Horrigan Award – given to a league or club official for his or her qualities and professional style in helping the pro football writers do their job. Over the course of his career, Byrne has also provided media relations assistance at 25 Super Bowls and two Pro Bowls at the NFL's request. In 2012, Byrne accepted the Lifetime Achievement Award from Marquette's Department of Intercollegiate Athletics at the university's annual alumni awards ceremony. Byrne, who was on the committee to select Super Bowl-winning head coaches Brian Billick and John Harbaugh, attended St. Edward (Lakewood, OH) HS and was named the St. Edward Alumnus of the Year (2000). He and his wife, Sally, are the parents of Shannon, Sean, Tim and Conor, and the grandparents of Tim's son, Wyatt (11).

### RAVENS STAFF HEADSHOTS



**T.J. A'BECKET**  
Ticket Operations &  
Distribution Sr. Manager



**ANNELIESE AKINS**  
Graphic Designer



**BRENT AIREY**  
Motion Graphics  
Designer



**RODNEY ALLEN**  
Security  
Manager



**TRICIA AOKI**  
Client Services  
Manager



**JEFF ATKINSON**  
Cinematographer



**TREY BENNETT**  
Sr. Manager,  
Corporate Sales



**DR. TRICIA BENT-GOODLEY**  
Team Clinician



**MARK BIENVENU**  
Sr. Director of Football  
Video Operations



**JILLIAN BLACK**  
Sr. Payroll  
Manager



**MICHAEL BLANKENSHIP**  
Assistant Certified  
Athletic Trainer/  
Physical Therapist



**ADAM BLENCKSTONE**  
Ticket Sales  
Representative




**JERRY BOLLING**  
Team Services  
Manager



**KATIE BOLLINGER**  
Manager, Marketing  
& Fan Development



**KEVIN BOYLE**  
Systems  
Administrator



**MATT BREVET**  
Director of  
Production



**DENNY BROTHERS**  
Team Services  
Assistant



**CLIFTON BROWN**  
Staff Writer



# 2021 RAVENS STAFF



**JORDAN BROWN**  
Equipment  
Coordinator



**AVON BRYANT**  
Assistant Manager  
of Team Services



**RYAN BURNS**  
Manager, Corporate  
Sales & Suites



**CASSIE CALVERT**  
Social Media  
Manager



**DAVID CAMAK**  
Team Services  
Assistant



**HAYWARD CASWELL**  
Manager, Suite  
Services & Operations



**MATT CAVRAK**  
Groundskeeper



**TYLER CHERIGO**  
Sales  
Coordinator



**BOBBY CHESNEY**  
Team Services  
Assistant



**JASMINE CHIAZOR**  
Human Resources  
Coordinator




**DANA CLINE**  
Sr. Payables  
Manager



**JOHN CLINE**  
Director of Event  
Operations



**ANDREW COHEN**  
Sr. Business Analyst




**EVAN COHEN**  
Sr. Manager,  
Stadium Operations



**DAN CONDON**  
Director of Sales



**EDDIE COUGHLAN**  
Director of  
Photography




**PHIL CUNNINGHAM**  
Sr. Producer/  
Editor



**JACK DANA**  
Manager, Production  
& Media Assets



**DENARD DAVIS**  
Team Services  
Assistant



**VERNON DENNIS**  
Public Relations  
Coordinator



**ERIN DISNEY**  
Digital Media  
Manager



**LISA DIXON**  
Sr. Dir. of Special  
Events/Special Asst. to  
the Owner & President



**LOUIS DIXON**  
Team Services  
Assistant



**KEVIN DOMBOSKI**  
Assistant Certified  
Athletic Trainer



**GARRETT DOWNING**  
Social Media Director/  
Digital Host



**DEANDRA DUGGANS**  
Director, Advertising  
& Branding



**JOHN EISENBERG**  
Columnist



**JOAN FENNEKOHL**  
Sr. Director of  
Team Travel




**COLLIN FERGUSON**  
Football Video  
Operations Sr. Manager



**KIM FERGUSON**  
Director, Activation  
& Fan Development

# 2021 RAVENS STAFF



**BRYAN FILKINS**  
Head Groundskeeper -  
UAPC



**FRANK FORNOFF**  
Security  
Manager



**COLLIN FRANCIS**  
Assistant Certified  
Athletic Trainer



**DENNIS FRYER**  
Ticket Sales &  
Hospitality Director



**JAMES FULTON**  
Team Services  
Assistant



**TINA GALDIERI**  
Cheer  
Coordinator



**MICHELE GEIMAN**  
Seamstress



**DAVID GHOSTLAW**  
Team Operations  
Manager




**JEROME GILMORE**  
Team Services  
Assistant



**LUCAS GRABBE**  
Ticket Sales  
Representative



**SHELBY GRANATH**  
Producer/  
Editor



**QUAN GRIFFIN**  
Team Services  
Assistant



**STEVE GROFF**  
Director of Broadcast  
Technical Operations



**MEGAN GRONZKI**  
Retail  
Sr. Manager



**COLLEEN HELAK**  
Guest Experience  
Sr. Manager



**DAVE HERINGER**  
Social Media  
Graphic Designer



**PHIL HOFFMANN**  
Team Photographer



**PATTI HOLTERY**  
Sr. Payroll  
Specialist



**CINDY HORSEMAN**  
Sr. Manager, Media &  
Client Services



**JAMES HOWARD**  
Team Services  
Assistant



**SHAWN HUBBARD**  
Team Photographer



**ERIC HUBBS**  
Ticket Sales &  
Hospitality Services  
Manager



**LAURA HUMPHREYS**  
Sr. Manager,  
Marketing & Activation



**CHRIS INOUE**  
Sr. Director  
of Retail



**PETER JACOBSEN**  
Customer Service  
& ADA Seating  
Coordinator



**JUSTIN JAMES**  
Team Services  
Assistant



**MARCUS JENKINS**  
Ticket Sales  
Representative



**JORDYN JOHNSON**  
Marketing Program  
& Events Manager




**RAVEN JONES**  
Customer Service  
& Ticket Programs  
Coordinator



**BRITTANY JORGE**  
Motion Graphics  
Designer



# 2021 RAVENS STAFF




**JOSH KATZ**  
Business Analyst



**SEAN KAUFFMAN**  
Head Groundskeeper -  
M&T Bank Stadium



**CIARA KAVANAGH**  
Ticket Services  
Manager



**MATT KEMPEL**  
Client Services  
Manager



**MATT KLUG**  
Facilities Maintenance  
Manager



**JAROD KNOPP**  
Assistant  
Groundskeeper



**REBA KOPPELMAN**  
Sr. Director  
of Finance




**BETSY LAMB**  
Customer Service  
Assistant




**DAVE LANG**  
Director of Digital  
Strategy & Innovation



**KELLY LEKAS**  
Receptionist



**KEN LISSE**  
Senior Designer



**MATT LITTLE**  
Sr. Manager, Marketing  
& Football Outreach




**JILLIAN MAGNOTTA**  
Suites & Services  
Manager



**ILSA MARDEN**  
Director, Events &  
Game Entertainment



**JESSICA MARKISON**  
Sr. Director of  
Compliance & Risk  
Management



**CHRIS MARROQUIN**  
Asst. Athletic Trainer/  
Physical Therapist




**KEITH MATHEWS**  
Sr. Director of  
Facilities Maintenance



**ADAM MAZALEWSKI**  
Ticket Operations  
Director




**LIZ McCROSKEY**  
Accounting Manager



**MARLON McLEAN**  
Assistant Facilities  
Manager




**MICHAEL MEKOLON**  
Team Services  
Assistant



**DREW MEYER**  
Community Relations  
Coordinator



**RYAN MINK**  
Editorial Director



**NICK MODISETT**  
Cinematographer



**KIM NIGGEL**  
Medical Services  
Assistant



**TORY NYMICK**  
Marketing  
Communications  
Coordinator



**JEREMY PARKS**  
Sr. Database  
Architect



**ELLI PELTONEN**  
Customer Service &  
Upper Level Coordinator



**P.J. PETEL**  
Assistant Head  
Groundskeeper/  
Equipment Assistant



**NICK PREVAS**  
Graphic Design  
Manager


# 2021 RAVENS STAFF



**JOEY PULONE**  
Team Photographer




**WILL RANNEY**  
Groundskeeper/  
Equipment Assistant



**BUD REINECKE**  
Director of Team  
Services



**MARISOL RENNER**  
Director of  
Publications



**KATHY RESNIK**  
Seamstress



**KORI RICHARDSON**  
Team Services  
Assistant



**SCOTT ROTIER**  
Assistant Equipment  
Manager



**ADAM RUDEL**  
Manager, Marketing &  
Football Outreach



**DAVID SAUNDERS**  
Data Developer




**NATALIE SHAFFER**  
Seamstress



**KENDRA SHAPANUS**  
Seamstress



**RON SHAPIRO**  
Special Advisor  
to the Owner



**MOE SHOOTS**  
Guest Experience  
Manager



**EBONY SHORT**  
Sewing Manager




**GWEN SIECK**  
Ticket Sales  
Representative



**CRAIG SINGLETERRY**  
Director of  
Security



**MOLLY SJURSON**  
Sr. Client Services  
Manager



**BRANDEN SMITH**  
Team Services  
Assistant



**CHANEL SMITH**  
Digital Strategy &  
Innovation Coordinator



**MIKE SOTKA**  
Security Manager



**JASON STEVENS**  
Team Services  
Assistant



**BILLY STEWART**  
Groundskeeper



**KRISTIN STORTINI**  
Deputy General  
Counsel



**JOHN SWANN**  
Team Services  
Assistant



**JUSTIN SYHARATH**  
Groundskeeper




**KELLY TALLANT**  
Community Relations  
Sr. Manager




**RICH TAMAYO**  
Director of Guest  
Experience



**JULIE TAMBUSI**  
Director of Human  
Resources




**ANNETTE TENNANT**  
Seamstress



**FRANK THOMAS**  
Team Services  
Assistant



# 2021 RAVENS STAFF



**MIKE THOMAS**  
Asst. Athletic Trainer/  
Physical Therapist



**ROB TUNE**  
Marketing Program  
& Events Manager



**JEREMY TUNSTALL**  
Equipment  
Coordinator



**TOM VALENTE**  
Director of  
Public Relations




**BRIANA VAUGHN**  
Community Relations  
Manager



**CHRIS WACK**  
Sr. Corporate Sales  
Manager




**JOBIE WALDT**  
Director of Stadium  
Operations



**ADAM WEBSTER**  
Team Services  
Assistant



**VALARIE WIDEMAN**  
Player Services  
Manager



**KEVIN WILKINS**  
Football Video  
Operations Coordinator



**BRANDON WILLIAMS**  
Mascot Program  
Manager



**CODY WILLIAMS**  
Director of Business  
Intelligence & Digital  
Sponsorship



**TOM WOOD**  
Senior  
Equipment Manager



**EVAN WOODARD**  
Information Technology  
Security Manager



**JAWAN YANCEY**  
Team Services  
Assistant



**JOHN ZIEMANN**  
Marching Band  
President

## 2021 RAVENS STAFF NOT PICTURED:

**Nick Berry** / Client Services Coordinator  
**Travis Hawkins** / Player Personnel Assistant  
**James Oncea** / Football Systems Developer  
**Andrew Rogan** / Player Personnel Assistant  
**Christian Smith** / Sr. Network Administrator  
**Gina Sorce** / Manager, Media Sponsorship

ALWAYS MORE.  
**NEVER LESS.**



# UNDER ARMOUR PERFORMANCE CENTER



UNDER ARMOUR  
PERFORMANCE CENTER



The Ravens moved into their Owings Mills, MD, training facility in mid-October of 2004. The building, which was named the Under Armour Performance Center in June of 2012, features a brick and stone exterior. The fieldhouse is 83,962 square feet and includes a strength-training area and a full-size indoor practice field. The facility's outdoor practice fields and fieldhouse sit on 32 acres. Almost all of the project's physical construction was provided by Baltimore-area companies and workers.

When the 2016 season concluded, the Ravens launched a \$45 million project to upgrade and expand the Under Armour Performance Center. The massive construction undertaking was fully completed in the summer of 2018.

Over an 18-month project, the Ravens demolished the facility's original one-story north wing, which housed much of the organization's business operations. A new two-story wing was constructed, increasing the area from 9,095 square feet to 23,000 square feet. That expansion created more space for the business side while also providing additional room to enhance the football team's facilities, including the players' locker room, team auditorium, position meeting rooms, scouting/coaching offices and cafeteria.


The Ravens have held training camp at their facility since 2011, and part of the recent renovation project included purchasing more land that surrounds the UAPC. The added space is used for parking and allows the organization to safely host nearly 2,000 fans per day during training camp. In all, there are 775 parking spaces at the facility (525 paved and 250 grass spots).



The Under Armour Performance Center's total building measures 232,864 sq. feet.



The Under Armour Performance Center's practice fields and new north wing.



In the spring of 2018, the Ravens renovated player meeting rooms and the team's locker room (new version shown above) as part of the facility's recent overall expansion.



The Under Armour Performance Center's new north wing (middle right) achieved the prestigious LEED Gold level certification, further recognizing the Ravens' commitment/dedication to sustainability and environmental stewardship.



# UNDER ARMOUR PERFORMANCE CENTER

The facility includes an updated full-service kitchen/cafeteria, player support functions, basketball and racquetball courts, TV/radio studios, plus state-of-the-art requirements for NFL training. Also included at the facility are executive offices, meeting rooms, three outdoor fields and media areas that offer high-speed Internet capability.



*“Everything a team needs to help prepare it to win is available to us. Steve [Bisciotti] delivered a first-class, state-of-the-art training facility and office complex.”*  
– Ravens Executive Vice President Ozzie Newsome



The Ravens’ have a world-class weight room and conditioning and recovery center, providing players everything they need to train at peak performance.



The Ravens have three Bermuda grass fields on the grounds of their training complex at the Under Armour Performance Center in Owings Mills.



The Under Armour Performance Center houses a state-of-the-art production studio the team utilizes for in-house digital and TV broadcasting purposes.



The Ravens’ indoor facility has a full, 100-yard field made of Shaw Sports Turf that the team uses for offseason training purposes or when the weather becomes inclement.



# MEDICAL TEAM



**DR. ANDREW TUCKER**  
Chief Medical Officer  
Head Team Physician  
(Bio on p. 72.)



**DR. LEIGH ANN CURL**  
Head Orthopedic  
Surgeon  
MedStar Health



**DR. SEAN CURTIN**  
Associate Team  
Physician  
MedStar Health



**DR. FRANK DAWSON**  
Associate Team  
Physician  
MedStar Health



**DR. JAMES DREESE**  
Associate Team  
Physician  
MedStar Health



**DR. RICHARD LEVINE**  
Associate Team  
Physician  
MedStar Health



**DR. ALAN SOKOLOFF**  
Team Chiropractor



**DR. DAVID BALLENGER**  
Team Chiropractor



**DR. PAUL PETTAY**  
Manual Therapy  
Specialist

# 2021 BALTIMORE RAVENS







# RAVENS IN OUR COMMUNITY



## RAVENS FOUNDATION



Leveling the Playing Field on Ravens Walk

The Ravens Foundation, Inc. is committed to improving, encouraging and enabling the healthy development of youth in Maryland. The foundation focuses on programs that help youth and their families with various needs, including housing, hunger, education, athletics and mentoring.

**Charitable Partners** – The Ravens Foundation recognizes and gives financial and volunteer support to several Baltimore-area charitable partners, including **Athletes Serving Athletes, Leveling the Playing Field, Next One Up, and Reading Partners.**

**Ravens Youth Football Grant** – Alongside Under Armour, the Ravens Foundation provides grants for new football equipment and apparel for football teams in Maryland. Packages include jerseys, cleats, field equipment or heat and hydration support for all teams within the program. Since its launch ten years ago, the grant has awarded apparel to over 4,000 area children.

**Ravens PLAY 60 Grant** – Now in its 15th year, the Ravens’ PLAY 60 Grant has supported over 250 programs and more than 29,000 youth with over \$1.4 million in funding to encourage physical fitness and nutrition education among youth.

**Ravens Scholars** – For 13-consecutive years, the Ravens have recognized at least five outstanding high school seniors by awarding a \$5,000 renewable scholarship (\$20,000 over four years) to support each scholar’s respective college education. Since 2010, the team has committed over \$1.1 million in scholarship funding.



Chuck Clark Participates in PLAY 60 Assembly

### COMMUNITY IMPACT

The Ravens continued to support a number of local causes and organizations through financial and in-kind donations in 2020. Please note, some of the numbers below reflect multi-year commitments.

**\$9.3 MILLION IN DONATIONS** by the Ravens and The Stephen and Renee Bisciotti Foundation for COVID-19 and Social Justice Support

**\$3.4 MILLION COMMITTED** by the Ravens in support of domestic violence and sexual assault awareness

**1.5 MILLION+ MEALS DONATED** by players and coaches

**\$1.4 MILLION DONATED** to local nonprofits through the PLAY 60 Grant (since 2007)

**\$685,000+ RAISED** for the Maryland Food Bank through the annual Food and Funds Drive

**\$530,000+ BOOKS DISTRIBUTED** to children through the Ravens’ Book Mobile program

**75,000 POUNDS** of food have been distributed through the Ravens, Care First and Maryland Food Bank Fresh Food Mobile (since 2019)

**500 COATS DONATED** along with cold-weather items to men at the Helping Up Mission Shelter

### ALL COMMUNITY TEAM



The mission of the All Community Team (ACT) is to increase corporate and community awareness of the Ravens Foundation, player foundations and associated local charitable organizations. Through a wide variety of activities and events, the ACT makes a positive

impact in the Maryland area while strengthening ties between the Ravens, their partners and the community. Title sponsor M&T Bank joins additional Baltimore corporations, as the ACT provides financial and volunteer support to many of the Ravens’ community service projects.







# RAVENS IN OUR COMMUNITY



For its 2020 signature project, the Ravens Foundation partnered with KABOOM! to help build a new, child-designed playground for the students of Edgcombe Circle Elementary School in Baltimore City. This is the fifth time the Ravens have teamed up with KABOOM! – the nonprofit organization focused on ending playspace inequity – also building playgrounds at Douglass Homes (2018), German Park (2011), Good Samaritan Hospital Child Development Center (2009) and Collington Square School (2007).

Prior to construction, students from the school took part in a “virtual design day,” where they creatively compiled ideas to execute their dream playground. With the help of the Ravens and KABOOM!, their vision was turned into a reality a few months later.

Although COVID-19 safety precautions prevented Ravens players and staff from participating in the traditional outing in 2020, the team will be able to have a more hands-on involvement for the 2021 project hosted again at Edgcombe Circle Elementary, in addition to Curtis Bay Elementary School.







# RAVENS IN OUR COMMUNITY



## MILITARY APPRECIATION

In association with the NFL's Salute to Service Campaign, the Ravens honor veterans and active duty members of the military all year in many ways, including hosting military members at training camp and practices, visiting veteran hospitals, hosting workouts for wounded warriors and paralyzed veterans, hosting deployment reunions at M&T Bank Stadium (right), and showing support through care packages, letters and daily communication. At each home game, the Ravens honor groups that include military representatives, first responders, veterans and/or wounded warriors through the CSX Seats for Service program. Additionally, the team honors active and veteran service members with the Cigna Hometown Hero Award during an in-game presentation.



## COVID SUPPORT

The Baltimore Ravens have remained committed to supporting healthcare workers and nonprofits determined to help those in need during the COVID-19 pandemic. Since March of 2020, the Ravens donated over \$2.35 million, including substantial donations to the Maryland Food Bank, the Fund for Educational Excellence, the United Way of Central Maryland and the Baltimore Community Foundation. Additionally, the Ravens donated \$250,000 to the Baltimore Health Corps, which recruits, trains and employs more than 300 jobless residents to serve as contact tracers. In addition to financial support, the Ravens and M&T Bank Stadium hosted an emergency blood drive, and the stadium served as a COVID-19 mass vaccination site.



## YOUTH FOOTBALL & CONCUSSION AWARENESS

Ravens RISE is the team's football outreach program that provides all youth and high school athletes opportunities to "Play Like A Raven." The program offers football clinics and 7-on-7 tournaments throughout the state, Ravens home game ticket donations, monetary donations to area football programs, opportunities to play at M&T Bank Stadium and recognitions including: High School Coach of the Week and Year as well as Team Mom of the Year. To date, there are over 500 youth football programs involved with Ravens RISE throughout the state of Maryland. Interested players, coaches and parents are encouraged to register at [www.baltimore Ravens.com/rise](http://www.baltimore Ravens.com/rise) and become part of the Ravens RISE youth football movement.



## PLAY 60

Each year, the Ravens continue their commitment to promoting healthy and active lifestyles among today's youth through the NFL PLAY 60 campaign. Although the Ravens were unable to host traditional school assemblies in 2020, the team delivered virtual programming through the PLAY 60 Champion, Recipe of the month and instructional fitness activities and insight. Through special partnerships with the American Dairy Association North East, Carroll County Project ACES (Active Children Excel in School) and Baltimore and Howard County Public School Systems, the team annually delivers the PLAY 60 message to more than 125,000 local youth across the Baltimore metro area.







# RAVENS IN OUR COMMUNITY



## BRLI

The Baltimore Ravens and T. Rowe Price have partnered once again to facilitate the High School Leadership Institute. In its third year, the program continued its mission to develop and empower high school students to become collaborative leaders and productive members of their communities. The institute works with ADDO, a leadership organization, to encourage students to learn valuable leadership lessons, introduce them to local industry leaders, expose them to leadership insights and equip them with tools needed to make an impactful difference in their communities. The 2020 programming included nearly 100 students from Baltimore County, Baltimore City and other select Baltimore-area high schools who participated in a detailed virtual leadership experience.



## PURPLE

Purple is the official Baltimore Ravens club created just for women. The goal of Purple is to provide female Ravens fans a community entirely for themselves and a forum to stay involved with the team and each other through updates, special offers, events and more. Each year, members of Purple participate in the annual A Purple Evening. The capstone event, which traditionally draws over 5,000 female fans to M&T Bank Stadium, features on-field activities, Football 101 sessions, fan forums, autograph and photo stations with nearly 25 Ravens players, including **Tyus Bowser** (right), and exclusive stadium access. Members of Purple also annually have the opportunity to participate in various female-based events, such as the Purple Wine & Dine, Sip 'N Paint, Purple Poses & Pints and the Purple Away Game Trip.



## SOCIAL JUSTICE EFFORTS

Since 2017, the Ravens have donated over \$3.2 million to local organizations promoting social justice while encouraging players to be at the forefront of change. In June of 2020, the Ravens and The Stephen and Renee Bisciotti Foundation donated \$1 million to support 28 Baltimore-area nonprofits who are committed to social justice reform. In addition to financial support, Ravens players and executives have facilitated discussions with several politicians including Maryland U.S Senator Ben Cardin and the late Congressman Elijah Cummings. In August of 2020, Ravens players and coaches teamed up to write an impassioned statement advocating for specific systematic changes which they ultimately signed the next day and delivered to then-U.S. Senate Majority Leader Mitch McConnell.



## HOLIDAY HAPPENINGS

Each year, Ravens players and alumni provide thousands of families with support, including food and presents, during the holidays. While 2020 assistance was mainly virtual, Ravens players continued to find new and unique ways to spread holiday cheer across the city. The 2020 food and gift distributions featured the support of more than 12 players, including **Anthony Averett, Bradley Bozeman** (right), **Calais Campbell, Marlon Humphrey, Anthony Levine Sr., Pernell McPhee, Marcus Peters, Jimmy Smith** and **Ronnie Stanley**. In November, the Ravens hosted the 17th Annual Helping Up Mission Coat Giveaway. Although players and coaches were unable to attend in person, the Ravens still made sure they continued the long-standing tradition of donating coats, hats and gloves to homeless men at the treatment center.





# PLAYERS



LAMAR JACKSON



# 51

# AARON ADEOYE

COLLEGE: SOUTHEAST MISSOURI STATE

OUTSIDE LINEBACKER BORN: 8/26/93, MARION, IL

6-6 | 250

EXP. (NFL/RAVENS): 2/2

GP/GS (PLAYOFFS): 1/0



### — KEY TRANSACTIONS —

- Signed a Reserve/Future contract with Baltimore on 1/18/21
- Was activated from the practice squad (COVID replacement elevation) on 12/2/20 at Pit.
- Signed to Baltimore's practice squad on 9/6/20 after being waived at the end of training camp on 9/5/20
- Signed a Reserve/Future contract with the Baltimore Ravens on 1/12/20
- Signed to Baltimore's practice squad on 9/1/19 after being waived at the end of training camp on 8/31/19
- Originally signed with the Ravens as a rookie free agent on 5/6/19

### — CAREER HIGHLIGHTS —

- Has logged one game in his career, seeing 8 defensive snaps and 8 special teams snaps at Pit. (12/2/20)

### — PERSONAL —

- In 2018, played in the Alliance of American Football league...Also played in The Spring League, a developmental football league, in 2018...In 2017, suited up for the Salina Liberty of the Champions Indoor Football league
- **Last name is pronounced: uh-DAY-oh-yay**

### 2020: (BALTIMORE RAVENS – 1/0, 0/0)

- Made his NFL debut, seeing 8 defensive snaps and 8 special teams snaps at Pit. (12/2)

### 2019: (BALTIMORE RAVENS – 0/0, 0/0)

- Spent the entire season on Baltimore's practice squad
- Signed with the Ravens on 5/6 and joined the practice squad on 9/1

### — COLLEGE —

- Used his fifth year of collegiate eligibility in 2015 to try out for the Southeast Missouri State football team, playing in four games, notching 2 tackles, 1 TFL and 1 QB hit
- Played college basketball for four years, beginning at Ball State, where he earned Mid-American Conference All-Freshman Team honors and appeared in 30 games (2011-12)...Then played basketball for John A. Logan College (IL) and Western Kentucky before Southeast Missouri State, where he averaged 5.2 points and 4.1 rebounds per game

### — HIGH SCHOOL —

- Prepped at Marion (IL) HS, where he played football and basketball



### — ADEOYE'S COMMUNITY IMPACT —

- Attended the Ravens' 15th annual Holiday Helpers event at Target to shop for gifts with Baltimore youth in need (2019)
- Joined Ravens alumni and teammates during former player Jameel McClain's 53 Families Thanksgiving event to serve a warm meal to families in need (2019)
- Joined teammates in supporting former teammate Michael Pierce at his Turkey Distribution for residents of the Waverly neighborhood in Baltimore City during Thanksgiving (2019)
- Supported children of service members at Fort Meade by participating in the Ravens' Salute to Service Military Kids Clinic (2019)
- Alongside teammates, participated as a celebrity bowler in Anthony Levine Sr.'s Celebrity Bowling Night to benefit his 4every1 Foundation (2019)
- Participated in a bike distribution for students from Wavery Elementary/Middle School and YMCA to kick off the 2019 Play 60 Challenge (2019)
- Participated in the organization-wide day of service, Caw to Action a celebration of the NFL's Huddle for 100 initiative (2019)
- Participated in Anthony Levine Sr.'s 10th Annual Home Run Derby & Softball Game with Ravens teammates (2019)
- Assisted with director of player engagement Jameel McClain's 53 Families Foundation Football & Fitness Clinic (2019)
- Participated in the Ravens' Signature Project with M&T Bank to renovate the facility and visit with children at the Webster Kendrick Boys & Girls Club in Baltimore (2019)
- Is a co-founder of the Honorable Young Men Club, a non-profit dedicated to helping young men reach their full potential, also serves as a mentor with the organization



# 51 AARON ADEOYE

## AARON ADEOYE'S NFL REGULAR SEASON DEFENSIVE STATISTICS

DATE	TEAM	GP	GS	TACKLES							INTERCEPTIONS					FUMBLES			ST				MISC			
				TK	S	A	TFL	YDS	SK	YDS	QBH	NO	YDS	LG	TD	PD	FF	FR	YDS	TK	S	A	FF	FR	S	A
2019	Ravens	0	0	0	0	0	0	0	0.0	0.0	0	0	0	0	0	0	0	0	0	0	0	0	0	0	0	0
2020	Ravens	1	0	0	0	0	0	0	0.0	0.0	0	0	0	0	0	0	0	0	0	0	0	0	0	0	0	
<b>NFL TOTALS</b>		<b>1</b>	<b>0</b>	<b>0</b>	<b>0</b>	<b>0</b>	<b>0</b>	<b>0</b>	<b>0.0</b>	<b>0.0</b>	<b>0</b>	<b>0</b>	<b>0</b>	<b>0</b>	<b>0</b>	<b>0</b>	<b>0</b>	<b>0</b>	<b>0</b>	<b>0</b>	<b>0</b>	<b>0</b>	<b>0</b>	<b>0</b>	<b>0</b>	

## AARON ADEOYE'S NFL POSTSEASON DEFENSIVE STATISTICS

DATE	TEAM	GP	GS	TACKLES							INTERCEPTIONS					FUMBLES			ST				MISC		
				TK	S	A	TFL	YDS	SK	YDS	QBH	NO	YDS	LG	TD	PD	FF	FR	YDS	TK	S	A	FF	FR	S
2019	Ravens	0	0	0	0	0	0	0	0.0	0.0	0	0	0	0	0	0	0	0	0	0	0	0	0	0	0
2020	Ravens	0	0	0	0	0	0	0	0.0	0.0	0	0	0	0	0	0	0	0	0	0	0	0	0	0	0
<b>NFL TOTALS</b>		<b>0</b>	<b>0</b>	<b>0</b>	<b>0</b>	<b>0</b>	<b>0</b>	<b>0</b>	<b>0.0</b>	<b>0.0</b>	<b>0</b>	<b>0</b>	<b>0</b>	<b>0</b>	<b>0</b>	<b>0</b>	<b>0</b>	<b>0</b>	<b>0</b>	<b>0</b>	<b>0</b>	<b>0</b>	<b>0</b>	<b>0</b>	<b>0</b>

## 2020 GAME-BY-GAME REGULAR-SEASON STATISTICS [RAVENS]

DATE	OPPONENT	P/S	TACKLES							INTERCEPTIONS					FUMBLES			ST				MISC		W/L	SCORE			
			TK	S	A	SK	YDS	TFL	YDS	QBH	NO	YDS	LG	TD	PD	FF	FR	YDS	TK	S	A	FF	FR			S	A	
09/13	Browns																									W	38-6	
09/20	at Texans																									W	33-16	
09/28	Chiefs																									L	20-34	
10/04	at Washington																									W	31-17	
10/11	Bengals																									W	27-3	
10/18	at Eagles																									W	30-28	
11/01	Steelers																									L	24-28	
11/08	at Colts																									W	24-10	
11/15	at Patriots																									L	17-23	
11/22	Titans																									L	24-30+	
12/02	at Steelers	P	0	0	0	0.0	0.0	0	0	0	0	0	0	0	0	0	0	0	0	0	0	0	0	0	0	0	L	14-19
12/08	Cowboys																										W	34-17
12/14	at Browns																										W	47-42
12/20	Jaguars																										W	40-14
12/27	Giants																										W	27-13
01/03	at Bengals																										W	38-3
<b>2020 TOTALS</b>		<b>1-0</b>	<b>0</b>	<b>0</b>	<b>0</b>	<b>0.0</b>	<b>0.0</b>	<b>0</b>	<b>0</b>	<b>0</b>	<b>0</b>	<b>0</b>	<b>0</b>	<b>0</b>	<b>0</b>	<b>0</b>	<b>0</b>	<b>0</b>	<b>0</b>	<b>0</b>	<b>0</b>	<b>0</b>	<b>0</b>	<b>0</b>	<b>0</b>	<b>0</b>	<b>11-5</b>	

+ - Overtime

## 2020 GAME-BY-GAME POSTSEASON STATISTICS [RAVENS]

DATE	OPPONENT	P/S	TACKLES							INTERCEPTIONS					FUMBLES			ST				MISC		W/L	SCORE			
			TK	S	A	SK	YDS	TFL	YDS	QBH	NO	YDS	LG	TD	PD	FF	FR	YDS	TK	S	A	FF	FR			S	A	
01/10	at Titans																										W	20-13
01/16	at Bills																										L	3-17
<b>2020 TOTALS</b>			<b>0</b>	<b>0</b>	<b>0</b>	<b>0.0</b>	<b>0.0</b>	<b>0</b>	<b>0</b>	<b>0</b>	<b>0</b>	<b>0</b>	<b>0</b>	<b>0</b>	<b>0</b>	<b>0</b>	<b>0</b>	<b>0</b>	<b>0</b>	<b>0</b>	<b>0</b>	<b>0</b>	<b>0</b>	<b>0</b>	<b>0</b>	<b>0</b>	<b>1-1</b>	





# 50 OTARO ALAKA

INSIDE LINEBACKER COLLEGE: TEXAS A&M  
 BORN: 5/18/96, HOUSTON, TX  
 6-3 | 239 EXP. (NFL/RAVENS): 3/3 GP/GS (PLAYOFFS): 5/0



### — KEY TRANSACTIONS —

- Otaro Alaka was placed on Injured Reserve (knee) on 10/12/20 after appearing in five games
- Placed on Injured Reserve on 9/28/19
- Signed by the Ravens as a rookie free agent on 5/3/19...Was one of two (G/C Patrick Mekari) undrafted RFAs to make the Ravens' Week 1 53-man roster

### — CAREER HIGHLIGHTS —

- Has appeared in five games, producing 1 special teams tackle, in his career

### — PERSONAL —

- Brother (Temi) played WR at Rice and South Florida... Primarily played soccer as a child...Began playing football in emulation of his older brother, who excelled in the sport
- His all-time favorite movie is The Dark Knight

### 2020: (BALTIMORE RAVENS – 5/0, INJURED RESERVE)

- Appeared in five games, producing 1 special teams tackle before being placed on Injured Reserve (knee) on 10/12

### 2019: (BALTIMORE RAVENS – 0/0, INJURED RESERVE)

- Placed on Injured Reserve (hamstring) on 9/28
- Was a gameday inactive Weeks 1-3

### — COLLEGE —

- Appeared in 53 games (45 starts) at Texas A&M, recording 276 tackles (129 solo) and 11.5 sacks
- In his senior campaign, led the team with 79 total tackles and 14.5 TFL (-52 yards), adding 4 sacks and 1 FF...Honored as the *College Sports Madness* National and SEC Defensive Player of the Week vs. LSU...Bestowed the Strength and Conditioning Defensive Aggie Award and the team's Defense Unselfish Leadership Award
- Ranked third on the team as a junior with 78 tackles and finished second with 5.5 sacks...Topped the Aggies defense with 12 TFL (-57 yards)
- Finished third on the team with 74 tackles (30 solo) in his sophomore campaign
- Granted a medical redshirt in 2015 after a season-ending shoulder injury
- As a true freshman, recorded 33 tackles (21 solo)...Earned Defensive MVP honors in the AutoZone Liberty Bowl after recording 7 tackles and 1.5 TFL against West Virginia
- Graduated with a degree in supply chain management

### — HIGH SCHOOL —

- Attended Cypress Falls (Houston, TX) HS, where he was a consensus four-star recruit and chose Texas A&M over Texas, Florida State, LSU, Michigan and Oklahoma, among others
- As a senior, totaled 88 tackles, 20 TFL and 11 sacks
- Contributed 36 tackles, 12 TFL and 3 sacks as a junior



### — ALAKA'S COMMUNITY IMPACT —

- Visited with patients unable to go home for the holidays at Medstar Union Memorial Hospital (2019)
- Alongside teammates, participated as a celebrity bowler in Anthony Levine Sr.'s Celebrity Bowling Night to benefit his 4every1 Foundation (2019)
- Participated in a bike distribution for students from Wavery Elementary/Middle School and YMCA to kick off the 2019 Play 60 Challenge (2019)
- Participated in the Ravens' Signature Project with M&T Bank to renovate the facility and visit with children at the Webster Kendrick Boys & Girls Club in Baltimore (2019)

### OTARO ALAKA'S NFL REGULAR SEASON DEFENSIVE STATISTICS

DATE	TEAM	GP	GS	TACKLES								INTERCEPTIONS					FUMBLES			ST		MISC				
				TK	S	A	TFL	YDS	SK	YDS	QBH	NO	YDS	LG	TD	PD	FF	FR	YDS	TK	S	A	FF	FR	S	A
2019	Ravens	0	0	0	0	0	0	0	0	0.0	0.0	0	0	0	0	0	0	0	0	0	0	0	0	0	0	0
2020	Ravens	5	0	0	0	0	0	0	0	0.0	0.0	0	0	0	0	0	0	0	0	0	1	0	1	0	0	0
<b>NFL TOTALS</b>		<b>5</b>	<b>0</b>	<b>0</b>	<b>0</b>	<b>0</b>	<b>0</b>	<b>0</b>	<b>0</b>	<b>0.0</b>	<b>0.0</b>	<b>0</b>	<b>0</b>	<b>0</b>	<b>0</b>	<b>0</b>	<b>0</b>	<b>0</b>	<b>0</b>	<b>0</b>	<b>1</b>	<b>0</b>	<b>1</b>	<b>0</b>	<b>0</b>	<b>0</b>



# 50 OTARO ALAKA

## OTARO ALAKA'S NFL POSTSEASON DEFENSIVE STATISTICS

DATE	TEAM	GP	GS	TACKLES							INTERCEPTIONS					FUMBLES			ST				MISC				
				TK	S	A	TFL	YDS	SK	YDS	QBH	NO	YDS	LG	TD	PD	FF	FR	YDS	TK	S	A	FF	FR	S	A	
2019	Ravens	0	0	0	0	0	0	0	0	0.0	0.0	0	0	0	0	0	0	0	0	0	0	0	0	0	0	0	0
2020	Ravens	0	0	0	0	0	0	0	0	0.0	0.0	0	0	0	0	0	0	0	0	0	0	0	0	0	0	0	0
<b>NFL TOTALS</b>		<b>0</b>	<b>0</b>	<b>0</b>	<b>0</b>	<b>0</b>	<b>0</b>	<b>0</b>	<b>0</b>	<b>0.0</b>	<b>0.0</b>	<b>0</b>	<b>0</b>	<b>0</b>	<b>0</b>	<b>0</b>	<b>0</b>	<b>0</b>	<b>0</b>	<b>0</b>	<b>0</b>	<b>0</b>	<b>0</b>	<b>0</b>	<b>0</b>	<b>0</b>	<b>0</b>

## 2020 GAME-BY-GAME REGULAR-SEASON STATISTICS (RAVENS)

DATE	OPPONENT	P/S	TACKLES							INTERCEPTIONS					FUMBLES			ST				MISC		W/L	SCORE			
			TK	S	A	SK	YDS	TFL	YDS	QBH	NO	YDS	LG	TD	PD	FF	FR	YDS	TK	S	A	FF	FR			S	A	
09/13	Browns	P	0	0	0	0.0	0.0	0	0	0	0	0	0	0	0	0	0	0	0	0	0	0	0	0	0	0	W	38-6
09/20	at Texans	P	0	0	0	0.0	0.0	0	0	0	0	0	0	0	0	0	0	0	0	0	0	0	0	0	0	0	W	33-16
09/28	Chiefs	P	0	0	0	0.0	0.0	0	0	0	0	0	0	0	0	0	0	0	0	0	0	0	0	0	0	L	20-34	
10/04	at Washington	P	0	0	0	0.0	0.0	0	0	0	0	0	0	0	0	0	0	0	0	0	0	0	0	0	0	W	31-17	
10/11	Bengals	P	0	0	0	0.0	0.0	0	0	0	0	0	0	0	0	0	0	0	0	0	0	0	0	0	0	W	27-3	
10/18	at Eagles																									W	30-28	
11/01	Steelers																									L	24-28	
11/08	at Colts																									W	24-10	
11/15	at Patriots																									L	17-23	
11/22	Titans																									L	24-30+	
12/02	at Steelers																									L	14-19	
12/08	Cowboys																									W	34-17	
12/14	at Browns																									W	47-42	
12/20	Jaguars																									W	40-14	
12/27	Giants																									W	27-13	
01/03	at Bengals																									W	38-3	
<b>2020 TOTALS</b>		<b>5-0</b>	<b>0</b>	<b>0</b>	<b>0</b>	<b>0.0</b>	<b>0.0</b>	<b>0</b>	<b>0</b>	<b>0</b>	<b>0</b>	<b>0</b>	<b>0</b>	<b>0</b>	<b>0</b>	<b>0</b>	<b>0</b>	<b>0</b>	<b>0</b>	<b>0</b>	<b>0</b>	<b>0</b>	<b>0</b>	<b>0</b>	<b>0</b>	<b>0</b>	<b>11-5</b>	

+ - Overtime

## 2020 GAME-BY-GAME POSTSEASON STATISTICS (RAVENS)

DATE	OPPONENT	P/S	TACKLES							INTERCEPTIONS					FUMBLES			ST				MISC		W/L	SCORE			
			TK	S	A	SK	YDS	TFL	YDS	QBH	NO	YDS	LG	TD	PD	FF	FR	YDS	TK	S	A	FF	FR			S	A	
01/10	at Titans																										W	20-13
01/16	at Bills																										L	3-17
<b>2020 TOTALS</b>			<b>0</b>	<b>0</b>	<b>0</b>	<b>0.0</b>	<b>0.0</b>	<b>0</b>	<b>0</b>	<b>0</b>	<b>0</b>	<b>0</b>	<b>0</b>	<b>0</b>	<b>0</b>	<b>0</b>	<b>0</b>	<b>0</b>	<b>0</b>	<b>0</b>	<b>0</b>	<b>0</b>	<b>0</b>	<b>0</b>	<b>0</b>	<b>0</b>	<b>1-1</b>	





# 89



# MARK ANDREWS

**TIGHT END**  
6-5 | 256

**COLLEGE: OKLAHOMA**

**BORN: 9/6/95, SCOTTSDALE, AZ**

**EXP. (NFL/RAVENS): 4/4**

**GP/GS (PLAYOFFS): 45/9 (4/1)**



### — KEY TRANSACTIONS —

- Mark Andrews was selected by the Ravens in the third round (86th overall) of the 2018 NFL Draft...Was the second of two third-round picks (Oklahoma teammate T Orlando Brown Jr., 83rd) by the Ravens

### — HONORS —

- Pro Bowl (2019)

### — CAREER HIGHLIGHTS —

- In 2020, became the first tight end in Ravens history to produce multiple seasons (2019-20) with at least 700 receiving yards and 7 receiving TDs
- Since 2019, his 11 red zone TD receptions are tied with Travis Kelce for the most by an NFL TE...His 17 total receiving TDs over that span are tied with WR DK Metcalf for the NFL's eighth most
- In 2020, totaled 58 receptions for 701 yards and 7 receiving TDs for the NFL's seventh-best scoring offense (29.3 ppg) and fourth-best third-down offense (48.8%)...Helped block for the NFL's No. 1 rushing attack (191.9 ypg), which produced the third-most yards (3,071) ever in a 16-game NFL season
- Finished 2019 with team highs in receptions (64), receiving yards (852) and receiving TDs (10), helping Baltimore produce the NFL's No. 1 scoring offense (33.2 ppg)...The Ravens became the first team in NFL history to average at least 200 rushing (206.0) and 200 net passing yards (201.6) per game in a season
- Helped set new single-season franchise records for total TDs (64), points (531), rushing yards (3,296) and total net yards (6,521) in 2019
- In 2019, produced the single-season franchise record for TD catches (10) by a TE
- His 10 receiving TDs tied (LAR's Cooper Kupp) for No. 2 in the NFL and ranked No. 1 among all TEs in 2019
- Is one of three Ravens ever to post at least 10 receiving TDs in a season (Torrey Smith, 11 in 2014; Michael Jackson, 14 in 1996), doing so in 2019
- On 12/1/19 vs. SF, scored Baltimore's 48th total TD of the season, setting a new franchise record (12/1/19)
- Became the first Ravens TE to post back-to-back 100-yard receiving games in the victory vs. Ari. (9/15/19)...Tallied a career-high 112 yards and 1 TD on 8 catches
- Posted then-career highs in receiving yards (108) and receptions (8) to help the Ravens produce franchise-records in yards (643) and points (59) in the season-opening, 59-10 victory at Mia. (9/8/19)

- In 2018, became the Ravens' record holder for most receptions (34) and receiving yards (552) in a season by a rookie TE, passing Maxx Williams (32 for 268 in 2015)
- Andrews' 552 receiving yards in 2018 ranked No. 1 among all NFL rookie TEs...His 34 receptions stood third
- With 34 receptions for 552 yards and 3 TDs in 2018, he helped the Ravens produce a then-single-season team-record 5,999 total net yards
- Owns the two longest regular season receptions by TE in Ravens history, registering a 68-yard catch at LAC (12/22/18) and a record 74-yarder vs. Oak. (11/25/18), which was the second-longest reception by a rookie NFL TE since 1992 (Tyji Armstrong, 81t)

### — PERSONAL —

- Was diagnosed with Type 1 diabetes and wears an insulin pump, except when he plays football...Passionate spokesperson for those with diabetes and educating youth about its effects and ways to overcome them
- Father, Paul, and brother, Jack, are urologists, while his sister, Annie, is a dentist...Mother, Martha, and another brother, Charlie, both work in real estate

### 2020: (BALTIMORE RAVENS – 14/2, 2/1)

- Totaled 58 receptions for 701 yards and 7 receiving TDs for the NFL's seventh-best scoring offense (29.3 ppg) and fourth-best third-down offense (48.8%)...Became the first TE in Ravens history to produce multiple seasons (2019-20) with at least 700 receiving yards and 7 receiving TDs...Helped block for the NFL's No. 1 rushing attack (191.9 ypg), which produced the third-most yards (3,071) ever in a 16-game NFL season
- Recorded a postseason career-high 4 receptions for 41 yards in the 20-13 Wild Card Playoff win at Ten. (1/10/21)...Also helped the Ravens convert on 7-of-13 (54%) third downs
- Recorded 27 receiving yards on 4 catches in the 38-3 win at Cin. (1/3/21), becoming the first Ravens TE to produce multiple seasons (2019) with 700-plus receiving yards and at least 7 TDs...Helped the Ravens convert on 11-of-17 (65%) third downs and register their fifth-consecutive victory to earn the franchise's third-straight playoff berth
- Tallied a team-high 76 yards on 6 receptions, including 2 that gained 20-plus yards, in the 27-13 win vs. NYG (12/27)
- Caught all 5 of his targets for 66 yards and 1 TD in the 40-14 win vs. Jax. (12/20)...His 3-yard TD reception was his 20th-career TD catch, surpassing WR Torrey Smith (19) for the most by an original Raven in his first three seasons



## 89 MARK ANDREWS

- Recorded a team-high 5 receptions for 78 yards in the 47-42 win at Cle. (12/14)...All five of his receptions went for first downs, producing three (for 32 yards) on the Ravens' final possession leading to up the game-winning 55-yard FG by K Justin Tucker
- Recorded a season-high 93 receiving yards, including a 31-yard TD, on 5 catches, all of which resulted in a first down, vs. Ten. (11/22)...The score marked his 19th-career receiving TD, tying WR Torrey Smith for the most by a Ravens' draft pick in his first three NFL seasons
- Led the team with a season-high 7 receptions for 61 yards at NE (11/15)...Collected a 13-yard reception on Baltimore's 94-yard TD drive in the second quarter and tallied 2 key receptions during the Ravens' third-quarter TD drive to make it a one-score deficit
- Posted 6 receptions for 56 yards and 1 TD in the 27-3 win vs. Cin. (10/11)...Successfully converted 3 third-down catches, including a 5-yard TD reception on Baltimore's 15-play TD drive in the first quarter
- Recorded 3 receptions for 57 yards and 2 TDs, marking his fourth-career multi-score game, in the 31-17 win at Was. (10/4)
- Registered 2 TD catches for the third time in his career in the season-opening win vs. Cle. (9/13)...Finished with 5 receptions for 58 yards (11.6 avg.), including a long of 21

### 2019: (BALTIMORE RAVENS – 15/4, 1/0)

- Finished 2019 with team highs in receptions (64), receiving yards (852) and receiving TDs (10), helping Baltimore produce the NFL's No. 1 scoring offense (33.2 ppg)...Ravens became the first team in league history to average at least 200 rushing (206.0) and 200 net passing yards (201.6) per game in a season
- Helped the Ravens set new single-season franchise records for total TDs (64), points (531), rushing yards (3,296) and total net yards (6,521)
- His 10 receiving TDs tied (LAR's Cooper Kupp) for second in the NFL and ranked No. 1 among all TEs...The 10 TDs are also a single-season record by a Ravens' TE
- Posted 93 yards and 2 TDs on 6 receptions, extending his franchise record for single-season TDs by a TE (10) in the 31-15 win at Cle. (12/22)...Helped clinch the franchise's first-ever No. 1 playoff seed...Became one of only three Ravens to post at least 10 receiving TDs in a season (Torrey Smith, 11 in 2014, Michael Jackson, 14 in 1996)
- Finished with 52 receiving yards on 4 receptions and recorded his eighth TD catch of the year, setting a new single-season franchise record by a TE, in the 42-21 victory vs. NYJ (12/12)
- Posted a game-high 50 receiving yards on 3 receptions, including a 20-yard TD catch, in the 20-17 win vs. SF (12/1)...His TD tied the Ravens' single-season franchise record for TD receptions by a TE (7, shared with Dennis Pitta, 2012, and Todd Heap, 2005) and marked Baltimore's 48th total TD of the season, setting a new franchise record

- Tallied 4 catches for 75 yards, including an 18-yard TD, in the 41-7 victory vs. Hou. (11/17)
- Led the Ravens in receptions (6) for 53 yards and scored a career-high 2 TDs in the 49-13 win at Cin. (11/10)
- Posted 4 receptions for 31 yards, including a 9-yard TD strike from QB Lamar Jackson, vs. Cle. (9/29)...Tied a single-season career-high by catching his third TD of 2019
- With 8 catches for 112 yards and 1 TD, became the first Ravens TE ever to post back-to-back 100-yard receiving games in the 23-17 win vs. Ari. (9/15)...Has produced two of the 10 all-time 100-yard receiving games by a Ravens' TE
- Posted then-career highs in receiving yards (108) and receptions (8) to help the Ravens produce a franchise-record 643 yards of offense in the season-opening, 59-10 victory at Mia. (9/8)...His 3-yard TD connection with QB Robert Griffin III helped Baltimore set a franchise record for most points scored in a game (59)

### 2018: (BALTIMORE RAVENS – 16/3, 1/0)

- Set the record for most receiving yards (552) and receptions (34) in a season by a Ravens' rookie tight end...Added 3 receiving TDs
- Finished No. 1 among all NFL rookie TEs in receiving yards (553), helping the Ravens produce a then-single-season team-record 5,999 total yards
- Recorded 4 receptions for 54 yards – including a 28-yard catch to set up a K Justin Tucker FG in the first quarter – in the 26-24 win vs. Cle. (12/30)
- Posted a career-high 83 receiving yards on 2 catches, including a 68-yard TD grab, in the 22-10 win at LAC (12/22)...Andrews owns the two longest regular season receptions by a Ravens' tight end, registering a record 74-yarder vs. Oak. in Week 12 (11/25)
- Hauled in a 74-yard reception in the 34-17 win vs. Oak. (11/25)...Marked the longest catch ever in regular season play by a Ravens' tight end...His reception is also the longest by a rookie TE in 2018 and second longest by a rookie TE since 1992 (Tyji Armstrong, 81t)...Became the Ravens' record holder for most receiving yards in a season by a rookie TE, passing Maxx Williams (268 in 2015)
- Produced the second TD of his career on an 8-yard reception vs. NO (10/21)...Also provided a key block on WR John Brown's 56-yard reception in the second quarter
- Posted 2 catches for 59 receiving yards, marking the then-most single-game receiving yards by a rookie TE in Ravens history, in the 27-14 win vs. Den. (9/23)...Both catches (29 and 30 yards) helped set up scoring drives for Baltimore
- Made his first-career start and caught his first-career TD (1 yard), registering 3 catches for 17 yards at Cin. (9/13)
- Played his first-career NFL game, posting 3 catches for 31 yards in the 47-3 season-opening win vs. Buf. (9/9)

# 89 MARK ANDREWS

## — COLLEGE —

- Finished his career as Oklahoma's all-time leader in receiving yards (1,765) by a tight end, also producing 112 catches and 22 TDs
- Finished his OU career ranking sixth overall in TD receptions (22), 11th in 100-yard games (3), 11th in receiving yards (1,765) and 16th (second among TEs) with 112 receptions
- Posted 62 catches for 958 yards and 8 TDs, en route to winning the 2017 John Mackey Award (nation's top TE) and being named a unanimous first-team All-American

- Helped lead the Sooners to appearances in the 2018 CFP Semifinal (Rose Bowl), the 2017 Sugar Bowl and the 2016 Orange Bowl
- Awarded first-team All-Big 12 honors (2015-17) and academic All-Big 12 honors (first team, 2015-16, second team, 2017)

## — HIGH SCHOOL —

- Prepped at Desert Mountain (Scottsdale, AZ) HS, where he was a three-year starter and posted 68 receptions for 1,122 yards and 17 TDs as a senior TE in 2013
- Tallied 81 catches for 1,494 yards and 21 TDs as a junior
- Made 58 catches for 1,058 yards and 10 TDs as a sophomore



## — ANDREWS' COMMUNITY IMPACT —

- Is a spokesperson for and heavily involved with Juvenile Diabetes Research Foundation... When Andrews was nine years old, he was diagnosed with Type 1 diabetes, and ever since, has used his platform to inspire others battling the condition and help raise awareness
- Recipient of Ravens' 2020 Ed Block Courage Award, which is presented to the player who exemplifies a commitment to principles of sportsmanship and courage, also recognizing a player's efforts on the field and his ability to overcome adversity and inspire
- Participated in My Cause My Cleats to benefit The Juvenile Diabetes Research Foundation and raise awareness about Type 1 diabetes (2020)
- Participated in "Mask on Maryland" Public Service Announcement (2020)
- Participated in the Ravens' virtual celebration video for students in the Class of 2020
- Supported former teammate Hayden Hurst at the Hayden Hurst Family Foundation Fundraiser at Harryman House, benefitting mental health awareness in adolescents and teenagers (2019)
- Raised money for Type 1 diabetes research through the JDRF One Walk, the same cause he championed for the NFL's "My Cause, My Cleats" initiative the previous season (2019)
- Participated in and hosted a live session for the Children with Diabetes Friends For Life conference (2018, 2019)
- Joined teammates to sign autographs and play games during the Ravens' A Purple Evening, the team's annual event dedicated to female fans (2018)
- Participated in the team's KaBoom! community playground build in the Douglass Homes neighborhood alongside teammates, Ravens staff and volunteers (2018)



# 89 MARK ANDREWS

## MARK ANDREWS' NFL REGULAR SEASON RUSHING/RECEIVING STATISTICS

DATE	TEAM	GP	GS	RECEIVING					RUSHING				
				NO.	YDS.	AVG.	LG	TD	NO.	YDS.	AVG.	LG	TD
2018	Ravens	16	3	34	552	16.2	74	3	0	0	0.0	0	0
2019	Ravens	15	4	64	852	13.3	51	10	0	0	0.0	0	0
2020	Ravens	14	2	58	701	12.1	39	7	0	0	0.0	0	0
<b>NFL TOTALS</b>		<b>45</b>	<b>9</b>	<b>156</b>	<b>2,105</b>	<b>13.5</b>	<b>74</b>	<b>20</b>	<b>0</b>	<b>0</b>	<b>0.0</b>	<b>0</b>	<b>0</b>

## MARK ANDREWS' NFL POSTSEASON RUSHING/RECEIVING STATISTICS

DATE	TEAM	GP	GS	RECEIVING					RUSHING				
				NO.	YDS.	AVG.	LG	TD	NO.	YDS.	AVG.	LG	TD
2018	Ravens	1	0	3	31	10.3	13	0	0	0	0.0	0	0
2019	Ravens	1	0	4	39	9.8	16	0	0	0	0.0	0	0
2020	Ravens	2	1	8	69	8.6	17	0	0	0	0.0	0	0
<b>NFL TOTALS</b>		<b>4</b>	<b>1</b>	<b>15</b>	<b>139</b>	<b>9.3</b>	<b>17</b>	<b>0</b>	<b>0</b>	<b>0</b>	<b>0.0</b>	<b>0</b>	<b>0</b>

### SINGLE-GAME HIGHS: RECEIVING

#### Receptions

8 vs. Arizona Cardinals, Sep 15, 2019  
...1 more at 8.

#### Receiving TDs

2 at Washington, Oct 04, 2020  
...3 more at 2.

#### Receiving Yards

112 vs. Arizona Cardinals, Sep 15, 2019

#### Receiving Average

19.2 vs. Tennessee Titans, Nov 22, 2020

#### Longest Receptions

74 vs. Oakland Raiders, Nov 25, 2018

## 2020 GAME-BY-GAME REGULAR-SEASON STATISTICS [RAVENS]

DATE	OPPONENT	P/S	RECEIVING					RUSHING					W/L	SCORE	
			NO.	YDS.	AVG.	LG	TD	NO.	YDS.	AVG.	LG	TD			
09/13	Browns	P	5	58	11.6	21	2	0	0	0.0	0	0	0	W	38-6
09/20	at Texans	P	1	29	29.0	29	0	0	0	0.0	0	0	0	W	33-16
09/28	Chiefs	P	3	22	7.3	13	0	0	0	0.0	0	0	0	L	20-34
10/04	at Washington	S	3	57	19.0	25t	2	0	0	0.0	0	0	0	W	31-17
10/11	Bengals	P	6	56	9.3	14	1	0	0	0.0	0	0	0	W	27-3
10/18	at Eagles	P	2	21	10.5	11	0	0	0	0.0	0	0	0	W	30-28
11/01	Steelers	P	3	32	10.7	18	0	0	0	0.0	0	0	0	L	24-28
11/08	at Colts	P	3	22	7.3	13	0	0	0	0.0	0	0	0	W	24-10
11/15	at Patriots	S	7	61	8.7	13	0	0	0	0.0	0	0	0	L	17-23
11/22	Titans	P	5	96	19.2	31t	1	0	0	0.0	0	0	0	L	24-30+
12/02	at Steelers													L	14-19
12/08	Cowboys													W	34-17
12/14	at Browns	P	5	78	15.6	39	0	0	0	0.0	0	0	0	W	47-42
12/20	Jaguars	P	5	66	13.2	27	1	0	0	0.0	0	0	0	W	40-14
12/27	Giants	P	6	76	12.7	25	0	0	0	0.0	0	0	0	W	27-13
01/03	at Bengals	P	4	27	6.8	9	0	0	0	0.0	0	0	0	W	38-3
<b>2020 TOTALS</b>		<b>14-2</b>	<b>58</b>	<b>701</b>	<b>12.1</b>	<b>39</b>	<b>7</b>	<b>0</b>	<b>0</b>	<b>0.0</b>	<b>0</b>	<b>0</b>	<b>0</b>	<b>11-5</b>	

+ - Overtime

## 2020 GAME-BY-GAME POSTSEASON STATISTICS [RAVENS]

DATE	OPPONENT	P/S	RECEIVING					RUSHING					W/L	SCORE	
			NO.	YDS.	AVG.	LG	TD	NO.	YDS.	AVG.	LG	TD			
01/10	at Titans	S	4	41	10.3	17	0	0	0	0.0	0	0	0	W	20-13
01/16	at Bills	P	4	28	7.0	14	0	0	0	0.0	0	0	0	L	3-17
<b>2020 TOTALS</b>		<b>2-1</b>	<b>8</b>	<b>69</b>	<b>8.6</b>	<b>17</b>	<b>0</b>	<b>0</b>	<b>0</b>	<b>0.0</b>	<b>0</b>	<b>0</b>	<b>0</b>	<b>1-1</b>	



# 23

# ANTHONY AVERETT

CORNERBACK

5-11 | 184

COLLEGE: ALABAMA

BORN: 11/30/94, WOODBURY, NJ

EXP. (NFL/RAVENS): 4/4

GP/GS (PLAYOFFS): 30/7 (3/1)



### — KEY TRANSACTIONS —

- Activated from Injured Reserve/Designated to Return (shoulder) on 12/4/20
- Placed on Injured Reserve/Designated to Return (shoulder) on 10/22/20
- Anthony Averett was selected by the Ravens in the fourth round (118th overall) of the 2018 NFL Draft...Was the first of three (Kenny Young, 122nd, and Jaleel Scott, 132nd) players selected in the round

### — CAREER HIGHLIGHTS —

- Played in 10 games (four starts) in 2020, recording 27 tackles (22 solo) and a career-high 7 PD for the NFL's No. 2 scoring defense (18.9 ppg) and No. 2 third-down defense (34.0%)
- Totaled 14 tackles and 2 PD in 2019, helping Baltimore's defense rank No. 3 in points (17.6) and No. 4 in yards (300.6) allowed per game
- In 2018, posted 2 tackles on special teams and 3 stops and 2 PD from scrimmage for the league's No. 1 overall (292.9 ypg) and No. 2 scoring (17.9 ppg) defense
- Recorded a then-career-high 2 solo tackles at KC (12/9/18)
- Posted his first-career tackle for a defense that registered 6 sacks, 2 INTs and allowed just 153 yards of offense in the 47-3 season-opening win vs. Buf. (9/9/18)

### — PERSONAL —

- Is the nephew of former Ravens LT Bryant McKinnie, who was a member of the Super Bowl XLVII championship team
- In 2018, was reunited with Ravens CB Marlon Humphrey from Alabama, where they starred together for two seasons and were "locker buddies"
- Majored in exercise science at Alabama

### 2020: (BALTIMORE RAVENS – 10/4, 2/1)

- Played in 10 games (four starts), recording 27 tackles (22 solo) and a career-high 7 PD for the NFL's No. 2 scoring defense (18.9 ppg) and No. 2 third-down defense (34.0%)...Started in the Ravens' final three games after returning from a stint on the IR (shoulder) that sidelined him from Weeks 8-12
- Notched 1 special teams tackle and contributed in coverage on defense in the 20-13 Wild Card Playoff win at Ten. (1/10/21)...Baltimore limited Tennessee to 4-of-12 (33%) on third down and 158 net passing yards

- Registered 2 solo tackles and 2 PD in the 38-3 win at Cin. (1/3/21), helping limit the Bengals' passing attack to 48 yards, marking the fewest net passing yards allowed in Ravens single-game franchise history...The defense limited starting QB Brandon Allen to a passer rating of 0.0, marking the third time in franchise history that feat has been accomplished (Nathan Peterman – 9/9/18; Eli Manning 12/12/04)...Baltimore registered its fifth-consecutive victory to earn the franchise's third-straight playoff berth
- Saw action on all 64 defensive snaps, recording 5 tackles (4 solo) and 2 PD in the 27-13 win vs. NYG (12/27)...Also helped limit the Giants to 1-of-10 (10%) on third down, matching the Ravens' eighth-best defensive third-down percentage in single-game franchise history
- Played 55 defensive snaps, producing a career-high 6 tackles (5 solo) and 1 PD vs. Dal. (12/8)
- Made his first start of the season, producing 5 tackles (all solo) and 1 PD in the 31-17 win at Was. (10/4)...Also helped limit Washington to 4-of-13 (31%) on third down
- Collected a career-high 4 tackles in relief of CB Tavon Young at Hou. (9/22)...Also helped limit the Texans' offense to 5-of-14 (36%) on third down, en route to Baltimore's 14th-consecutive regular season victory

### 2019: (BALTIMORE RAVENS – 9/3, 0/0)

- Posted 14 tackles and 2 PD in 2019, helping Baltimore's defense rank No. 3 in points (17.6) and No. 4 in yards (300.6) allowed per game
- Started and posted 1 tackle in the 28-10 win vs. Pit. (12/29)
- Posted 2 tackles and saw action on special teams in the 30-16 victory at Sea. (10/20)
- Posted 4 solo tackles for a defense that limited the Cardinals to 2-of-11 (18%) on third down in the 23-17 win vs. Ari. (9/15)
- Registered 4 tackles and a career-high 2 PD for a defense that allowed just 200 yards of offense in the season-opening, 59-10 victory at Mia. (9/8)

### 2018: (BALTIMORE RAVENS – 11/0, 1/0)

- Posted 2 tackles on special teams and 3 stops from scrimmage for the league's No. 1 overall (292.9 ypg) and No. 2 scoring (17.9 ppg) defense
- Recorded 2 solo tackles at KC (12/9)
- Played 7 snaps on defense and 16 snaps on special teams in the 34-17 win vs. Oak. (11/25)
- Was a gameday inactive (hamstring) in games 3-7
- Posted his first-career tackle and PD for a defense that registered 6 sacks, 2 INTs and limited the Bills to 153 yards of offense in the 47-3 season-opening win vs. Buf. (9/9)





# 23 ANTHONY AVERETT

## — COLLEGE —

- Played in 36 games (27 starts), recording 98 tackles (71 solo), 7 TFL, 2 sacks (-23 yards), 16 PD, 2 FFs and 1 INT
- During his two years as a starter (2016-17), Alabama registered a 27-2 record and won the 2017 National Championship...Was also a member of the Crimson Tide team that won the 2015 national title
- In 2017, helped the Alabama defense lead the nation in scoring (11.9 ppg), total defense (260.4 ypg) and rushing (94.7 ypg) after earning individual Preseason first-team All-SEC

- Named Defensive Player of the Week by Alabama coaches (Weeks 2 & 10, 2017 and Weeks 13 & 14, 2016)

## — HIGH SCHOOL —

- Prepped at Woodbury (NJ) HS, where he played football and was a standout track and field athlete
- Posted 106 tackles, 12 PD and 5 INTs as a senior in 2012
- Posted the nation's top high school long jump mark as a junior (25 feet, 2.5 inches) and won New Jersey state titles in the 55-meter dash and high jump...Also finished second in the 2012 Penn Relays long jump



## — AVERETT'S COMMUNITY IMPACT —

- Donated Shop Rite gift cards and athletic training equipment to students in his hometown of Woodbury, NJ (2020)
- Alongside teammates, participated as a celebrity bowler in Anthony Levine Sr.'s Celebrity Bowling Night to benefit his 4every1 Foundation (2018)
- Participated in the Players Philanthropy Fund's Second Annual Beltway Boards & Brews Cornhole Tournament at the Baltimore Museum of Industry (2018)
- Joined Ravens alumni and teammates during Jameel McClain's 53 Families Thanksgiving event to serve a warm meal to families in need (2018)
- Participated in the team's KaBoom! community playground build in the Douglass Homes neighborhood alongside teammates, Ravens staff and volunteers (2018)

### ANTHONY AVERETT'S NFL REGULAR SEASON DEFENSIVE STATISTICS

DATE	TEAM	GP	GS	TACKLES							INTERCEPTIONS					FUMBLES			ST				MISC			
				TK	S	A	TFL	YDS	SK	YDS	QBH	NO	YDS	LG	TD	PD	FF	FR	YDS	TK	S	A	FF	FR	S	A
2018	Ravens	11	0	3	3	0	0	0	0.0	0.0	0	0	0	0	0	2	0	0	0	2	2	0	0	0	0	0
2019	Ravens	9	3	14	13	1	1	4	0.0	0.0	0	0	0	0	0	2	0	0	0	1	1	0	0	0	0	0
2020	Ravens	10	4	27	22	5	0	0	0.0	0.0	0	0	0	0	0	7	0	0	0	0	0	0	0	0	0	0
<b>NFL TOTALS</b>		<b>30</b>	<b>7</b>	<b>44</b>	<b>38</b>	<b>6</b>	<b>1</b>	<b>4</b>	<b>0.0</b>	<b>0.0</b>	<b>0</b>	<b>0</b>	<b>0</b>	<b>0</b>	<b>0</b>	<b>11</b>	<b>0</b>	<b>0</b>	<b>0</b>	<b>3</b>	<b>3</b>	<b>0</b>	<b>0</b>	<b>0</b>	<b>0</b>	<b>0</b>

### ANTHONY AVERETT'S NFL POSTSEASON DEFENSIVE STATISTICS

DATE	TEAM	GP	GS	TACKLES							INTERCEPTIONS					FUMBLES			ST				MISC			
				TK	S	A	TFL	YDS	SK	YDS	QBH	NO	YDS	LG	TD	PD	FF	FR	YDS	TK	S	A	FF	FR	S	A
2018	Ravens	1	0	0	0	0	0	0	0.0	0.0	0	0	0	0	0	0	0	0	0	1	1	0	0	0	0	0
2019	Ravens	0	0	0	0	0	0	0	0.0	0.0	0	0	0	0	0	0	0	0	0	0	0	0	0	0	0	0
2020	Ravens	2	1	1	1	0	0	0	0.0	0.0	0	0	0	0	0	0	0	0	0	1	1	0	0	0	0	0
<b>NFL TOTALS</b>		<b>3</b>	<b>1</b>	<b>1</b>	<b>1</b>	<b>0</b>	<b>0</b>	<b>0</b>	<b>0.0</b>	<b>0.0</b>	<b>0</b>	<b>0</b>	<b>0</b>	<b>0</b>	<b>0</b>	<b>0</b>	<b>0</b>	<b>0</b>	<b>2</b>	<b>2</b>	<b>0</b>	<b>0</b>	<b>0</b>	<b>0</b>	<b>0</b>	<b>0</b>

# 23 ANTHONY AVERETT

## SINGLE-GAME HIGHS: DEFENSIVE

**Total Tackles**  
**Passes Defensed**

6 vs. Dallas Cowboys, Dec 08, 2020  
2 at Cincinnati Bengals, Jan 03, 2021  
...2 more at 2.

**Tackles For Loss**  
**Special Teams Tackles**

1 vs. Pittsburgh Steelers, Dec 29, 2019  
1 vs. Houston Texans, Nov 17, 2019  
...2 more at 1.

## 2020 GAME-BY-GAME REGULAR-SEASON STATISTICS (RAVENS)

DATE	OPPONENT	P/S	TACKLES							INTERCEPTIONS					FUMBLES			ST				MISC			W/L	SCORE	
			TK	S	A	SK	YDS	TFL	YDS	QBH	NO	YDS	LG	TD	PD	FF	FR	YDS	TK	S	A	FF	FR	S			A
09/13	Browns	P	0	0	0	0.0	0.0	0	0	0	0	0	0	0	0	0	0	0	0	0	0	0	0	0	0	W	38-6
09/20	at Texans	P	4	4	0	0.0	0.0	0	0	0	0	0	0	0	0	0	0	0	0	0	0	0	0	0	0	W	33-16
09/28	Chiefs	P	2	0	2	0.0	0.0	0	0	0	0	0	0	0	0	0	0	0	0	0	0	0	0	0	L	20-34	
10/04	at Washington	S	5	5	0	0.0	0.0	0	0	0	0	0	0	1	0	0	0	0	0	0	0	0	0	0	W	31-17	
10/11	Bengals	P	0	0	0	0.0	0.0	0	0	0	0	0	0	0	0	0	0	0	0	0	0	0	0	0	W	27-3	
10/18	at Eagles	P	0	0	0	0.0	0.0	0	0	0	0	0	0	0	0	0	0	0	0	0	0	0	0	0	W	30-28	
11/01	Steelers																								L	24-28	
11/08	at Colts																								W	24-10	
11/15	at Patriots																								L	17-23	
11/22	Titans																								L	24-30+	
12/02	at Steelers																								L	14-19	
12/08	Cowboys	P	6	5	1	0.0	0.0	0	0	0	0	0	0	1	0	0	0	0	0	0	0	0	0	0	W	34-17	
12/14	at Browns																								W	47-42	
12/20	Jaguars	S	3	2	1	0.0	0.0	0	0	0	0	0	0	1	0	0	0	0	0	0	0	0	0	0	W	40-14	
12/27	Giants	S	5	4	1	0.0	0.0	0	0	0	0	0	0	2	0	0	0	0	0	0	0	0	0	0	W	27-13	
01/03	at Bengals	S	2	2	0	0.0	0.0	0	0	0	0	0	0	2	0	0	0	0	0	0	0	0	0	0	W	38-3	
<b>2020 TOTALS</b>		<b>10-4</b>	<b>27</b>	<b>22</b>	<b>5</b>	<b>0.0</b>	<b>0.0</b>	<b>0</b>	<b>0</b>	<b>0</b>	<b>0</b>	<b>0</b>	<b>0</b>	<b>7</b>	<b>0</b>	<b>0</b>	<b>0</b>	<b>0</b>	<b>0</b>	<b>0</b>	<b>0</b>	<b>0</b>	<b>0</b>	<b>0</b>	<b>11-5</b>		

+ - Overtime

## 2020 GAME-BY-GAME POSTSEASON STATISTICS (RAVENS)

DATE	OPPONENT	P/S	TACKLES							INTERCEPTIONS					FUMBLES			ST				MISC			W/L	SCORE	
			TK	S	A	SK	YDS	TFL	YDS	QBH	NO	YDS	LG	TD	PD	FF	FR	YDS	TK	S	A	FF	FR	S			A
01/10	at Titans	P	0	0	0	0.0	0.0	0	0	0	0	0	0	0	0	0	0	0	0	0	0	0	0	0	0	W	20-13
01/16	at Bills	S	1	1	0	0.0	0.0	0	0	0	0	0	0	0	0	0	0	0	0	0	0	0	0	0	0	L	3-17
<b>2020 TOTALS</b>		<b>2-1</b>	<b>1</b>	<b>1</b>	<b>0</b>	<b>0.0</b>	<b>0.0</b>	<b>0</b>	<b>0</b>	<b>0</b>	<b>0</b>	<b>0</b>	<b>0</b>	<b>0</b>	<b>0</b>	<b>0</b>	<b>0</b>	<b>0</b>	<b>0</b>	<b>0</b>	<b>0</b>	<b>0</b>	<b>0</b>	<b>0</b>	<b>1-1</b>		







# 49

# CHRIS BOARD

INSIDE LINEBACKER

COLLEGE: NORTH DAKOTA STATE

BORN: 7/23/95, ORLANDO, FL

6-2 | 237

EXP. (NFL/RAVENS): 4/4

GP/GS (PLAYOFFS): 47/2 (4/0)



### — KEY TRANSACTIONS —

- Re-signed (one-year deal) with the Ravens on 3/16/21
- Chris Board signed with the Ravens as a rookie free agent on 5/4/18...Was one of three (WR/RS Janarion Grant and CB Darius Williams) undrafted rookies to make the Ravens' Week 1 53-man roster

### — CAREER HIGHLIGHTS —

- Saw action on defense and special teams in all 16 games (two starts) in 2020...Produced career highs in tackles (24 – 18 solo), sacks (2.5), TFL (2) and QBHs (5), while registering his first-career FF and a PD for the NFL's No. 2 scoring defense (18.9 ppg) and No. 2 third-down defense (34.0%)...Added 7 special teams tackles as a key contributor for a unit that allowed only 5.7 yards per punt return (No. 4 in the NFL)
- Made his first-career start and teamed with S DeShon Elliott to help corral QB Ben Roethlisberger, producing the first sack and FF of his career, vs. Pit. (11/1/20)
- In 2019, tallied 6 special teams tackles and 5 tackles from scrimmage, helping Baltimore's defense rank No. 3 in points (17.6) and No. 4 in yards (300.6) allowed per game
- In 2018, led the Ravens with 12 special teams tackles (8 solo), playing in all 16 games (and 1 postseason contest) as an undrafted rookie free agent
- Made his first-career tackle from scrimmage in the Wild Card game vs. LAC (1/6/19)

### — PERSONAL —

- Graduated with a degree in accounting & criminal justice, with a minor in psychology from NDSU

### 2020: (BALTIMORE RAVENS – 16/2, 2/0)

- Saw action on defense and special teams in all 16 games (two starts)...Produced career highs in tackles (24 – 18 solo), sacks (2.5), TFL (2) and QBHs (5), while registering his first-career FF and a PD for the NFL's No. 2 scoring defense (18.9 ppg) and No. 2 third-down defense (34.0%)...Added 7 special teams tackles as a key contributor for a unit that allowed only 5.7 yards per punt return (No. 4 in the NFL)
- Posted 1 solo tackle in the 20-13 Wild Card Playoff win at Ten. (1/10/21)...Baltimore limited Tennessee to 4-of-12 (33%) on third down and 158 net passing yards

- Saw action in 23 defensive snaps and 17 special teams snaps, notching 3 solo tackles and a career-high 2 sacks, while adding 1 ST tackle in the 27-13 win vs. NYG (12/27) ...One of his two sacks came on the back end of Baltimore's three-consecutive takedowns of Giants QB Daniel Jones...Also helped limit the Giants to 1-of-10 (10%) on third down, matching the Ravens' eighth-best defensive third-down percentage in single-game franchise history
- Has recorded 6 ST tackles, marking a career high and the second most by a Raven this season (Justice Hill – 9)
- Made his first-career start vs. Pit. (11/1)...Teamed with S DeShon Elliott to help corral QB Ben Roethlisberger, producing the first sack and FF of his career...Also helped limit the league's third-best third down offense entering the game (51.1%) to 3-of-9 (33%) on third down

### 2019: (BALTIMORE RAVENS – 15/0, 1/0)

- Posted 6 special teams tackles and tallied 5 defensive stops in 2019, helping Baltimore's defense rank No. 3 in points (17.6) and No. 4 in yards (300.6) allowed per game
- Left the game with a concussion in the victory at Buf. (12/8)
- Part of a defense that allowed just 269 total yards in the 26-23 OT victory at Pit. (10/6)
- Helped hold the Cardinals to 20 rushing yards and 2-of-11 (18%) on third down in the 23-17 win vs. Ari. (9/15)
- Recorded 1 TFL for a defense that allowed just 200 yards of offense in the season-opening, 59-10 victory at Mia. (9/8)

### 2018: (BALTIMORE RAVENS – 16/0, 1/0)

- Led the Ravens with 12 special teams tackles (8 solo), playing in all 16 games (and 1 postseason contest) as an undrafted rookie free agent
- Made his first-career tackle from scrimmage in the Wild Card game vs. LAC (1/6/19)
- Saw action on special teams and registered a key ST tackle in the fourth quarter to solidify the Ravens' 26-14 victory at Pit. (9/30)
- Registered a team-high 2 ST tackles at Cin. (9/13)
- In his first-career NFL game, saw action on special teams in the 47-3 season-opening win vs. Buf. (9/9)

### — COLLEGE —

- Appeared in 57 games (19 starts) at North Dakota State, finishing his career with 124 total tackles (59 solo), including 5 TFL, and 5 PD
- Tallied a career-high 54 tackles (27 solo), including 4 TFL, and 2 PD as a senior, helping lead the Bison to an FCS National Championship (its sixth in seven years)

# 49 CHRIS BOARD

- As a junior, played in 13 games (two starts), making 17 tackles from scrimmage...Was NDSU's co-leading tackler on special teams (9)
- Played in all 15 games as a sophomore, including four starts at strong safety...Made 15 special teams tackles and 31 stops from scrimmage

## — HIGH SCHOOL —

- Prepped at Timber Creek (Orlando, FL) HS, where he was a second-team All-State safety his senior year
- Was an All-Metro and All-District first-teamer after leading the Wolves to a 10-3 record, posting 109 tackles & 4 INTs



## — BOARD'S COMMUNITY IMPACT —

- Visited with patients unable to go home for the holidays at Medstar Union Memorial Hospital (2019)
- Joined Ravens alumni and teammates during director of player engagement Jameel McClain's 53 Families Thanksgiving event to serve a warm meal to families in need (2019)
- Participated in the St. John Baptist 5K Run, Walk and Roll/Walk for Bobbi Engram Foundation, hosted by Ravens TEs coach Bobby Engram (2019)
- Joined teammates to sign autographs and play games during the Ravens' *A Purple Evening*, the team's annual event dedicated to female fans (2019)
- Alongside teammates, participated as a celebrity bowler in Anthony Levine Sr.'s Celebrity Bowling Night to benefit his 4every1 Foundation (2019)
- Participated in the organization-wide day of service, Caw to Action – a celebration of the NFL's Huddle for 100 initiative (2019)
- Assisted with director of player engagement Jameel McClain's 53 Families Foundation Football & Fitness Clinic (2019)
- Joined Ravens alumni and teammates during director of player engagement Jameel McClain's 53 Families Thanksgiving event to serve a warm meal to families in need (2018)
- Alongside Ravens teammates, helped distribute shoes to students at Collington Square Elementary/Middle School with Samaritan's Feet (2018)
- Joined teammates at Matthew Judon's Karaoke and Lip Sync Party to benefit his 10/91 Foundation (2018)
- Participated in the team's KaBoom! community playground build in the Douglass Homes neighborhood alongside teammates and Ravens staff (2018)

### CHRIS BOARD'S NFL REGULAR SEASON DEFENSIVE STATISTICS

DATE	TEAM	GP	GS	TACKLES							INTERCEPTIONS					FUMBLES			ST				MISC					
				TK	S	A	TFL	YDS	SK	YDS	QBH	NO	YDS	LG	TD	PD	FF	FR	YDS	TK	S	A	FF	FR	S	A		
2018	Ravens	16	0	0	0	0	0	0	0.0	0.0	0	0	0	0	0	0	0	0	0	0	0	12	8	4	0	0	0	0
2019	Ravens	15	0	5	3	2	1	1	0.0	0.0	0	0	0	0	0	0	1	0	0	5	3	2	0	0	0	0	0	
2020	Ravens	16	2	24	15	9	2	10	2.5	11.0	5	0	0	0	0	1	1	0	0	7	5	2	0	0	0	0	0	
<b>NFL TOTALS</b>		<b>47</b>	<b>2</b>	<b>29</b>	<b>18</b>	<b>11</b>	<b>3</b>	<b>11</b>	<b>2.5</b>	<b>11.0</b>	<b>5</b>	<b>0</b>	<b>0</b>	<b>0</b>	<b>0</b>	<b>1</b>	<b>2</b>	<b>0</b>	<b>0</b>	<b>24</b>	<b>16</b>	<b>8</b>	<b>0</b>	<b>0</b>	<b>0</b>	<b>0</b>	<b>0</b>	

### CHRIS BOARD'S NFL POSTSEASON DEFENSIVE STATISTICS

DATE	TEAM	GP	GS	TACKLES							INTERCEPTIONS					FUMBLES			ST				MISC					
				TK	S	A	TFL	YDS	SK	YDS	QBH	NO	YDS	LG	TD	PD	FF	FR	YDS	TK	S	A	FF	FR	S	A		
2018	Ravens	1	0	1	1	0	0	0	0.0	0.0	0	0	0	0	0	0	0	0	0	0	0	0	0	0	0	0	0	0
2019	Ravens	1	0	0	0	0	0	0	0.0	0.0	0	0	0	0	0	0	0	0	0	0	0	0	0	0	0	0	0	0
2020	Ravens	2	0	1	1	0	0	0	0.0	0.0	0	0	0	0	0	0	0	0	0	0	0	0	0	0	0	0	0	0
<b>NFL TOTALS</b>		<b>4</b>	<b>0</b>	<b>2</b>	<b>2</b>	<b>0</b>	<b>0</b>	<b>0</b>	<b>0.0</b>	<b>0.0</b>	<b>0</b>	<b>0</b>	<b>0</b>	<b>0</b>	<b>0</b>	<b>0</b>	<b>0</b>	<b>0</b>	<b>0</b>	<b>0</b>	<b>0</b>	<b>0</b>	<b>0</b>	<b>0</b>	<b>0</b>	<b>0</b>	<b>0</b>	<b>0</b>

### SINGLE-GAME HIGHS: DEFENSIVE

- Total Tackles** 4 at Washington, Oct 04, 2020
- Sacks** 2.0 vs. New York Giants, Dec 27, 2020
- Passes Defensed** 1 at Philadelphia Eagles, Oct 18, 2020

- Forced Fumbles** 1 vs. Pittsburgh Steelers, Nov 01, 2020  
...1 more at 1.
- Tackles For Loss** 2 vs. New York Giants, Dec 27, 2020
- Special Teams Tackles** 2 at Washington, Oct 04, 2020  
...3 more at 2.





# 49 CHRIS BOARD

## 2020 GAME-BY-GAME REGULAR-SEASON STATISTICS [RAVENS]

DATE	OPPONENT	P/S	TACKLES							INTERCEPTIONS					FUMBLES			ST					MISC		W/L	SCORE	
			TK	S	A	SK	YDS	TFL	YDS	QBH	NO	YDS	LG	TD	PD	FF	FR	YDS	TK	S	A	FF	FR	S			A
09/13	Browns	P	0	0	0	0.0	0.0	0	0	0	0	0	0	0	0	0	0	0	0	0	0	0	0	0	0	W	38-6
09/20	at Texans	P	0	0	0	0.0	0.0	0	0	0	0	0	0	0	0	0	0	0	0	0	0	0	0	0	0	W	33-16
09/28	Chiefs	P	0	0	0	0.0	0.0	0	0	0	0	0	0	0	0	0	0	0	0	0	0	0	0	0	0	L	20-34
10/04	at Washington	P	4	1	3	0.0	0.0	0	0	0	0	0	0	0	0	0	0	0	0	0	0	0	0	0	0	W	31-17
10/11	Bengals	P	2	0	2	0.0	0.0	0	0	0	0	0	0	0	0	0	0	0	0	0	0	0	0	0	0	W	27-3
10/18	at Eagles	P	0	0	0	0.0	0.0	0	0	0	0	0	0	0	1	0	0	0	0	0	0	0	0	0	0	W	30-28
11/01	Steelers	S	2	1	1	0.5	1.0	0	0	0	0	0	0	0	0	1	0	0	0	0	0	0	0	0	0	L	24-28
11/08	at Colts	P	2	2	0	0.0	0.0	0	0	0	0	0	0	0	0	0	0	0	0	0	0	0	0	0	0	W	24-10
11/15	at Patriots	P	3	2	1	0.0	0.0	0	0	0	0	0	0	0	0	0	0	0	0	0	0	0	0	0	0	L	17-23
11/22	Titans	P	2	1	1	0.0	0.0	0	0	0	1	0	0	0	0	0	0	0	0	0	0	0	0	0	0	L	24-30+
12/02	at Steelers	P	2	2	0	0.0	0.0	0	0	0	0	0	0	0	0	0	0	0	0	0	0	0	0	0	0	L	14-19
12/08	Cowboys	P	1	1	0	0.0	0.0	0	0	0	1	0	0	0	0	0	0	0	0	0	0	0	0	0	0	W	34-17
12/14	at Browns	S	2	2	0	0.0	0.0	0	0	0	1	0	0	0	0	0	0	0	0	0	0	0	0	0	0	W	47-42
12/20	Jaguars	P	1	0	1	0.0	0.0	0	0	0	0	0	0	0	0	0	0	0	0	0	0	0	0	0	0	W	40-14
12/27	Giants	P	3	3	0	2.0	10.0	2	10	2	0	0	0	0	0	0	0	0	0	0	0	0	0	0	0	W	27-13
01/03	at Bengals	P	0	0	0	0.0	0.0	0	0	0	0	0	0	0	0	0	0	0	0	0	0	0	0	0	0	W	38-3
<b>2020 TOTALS</b>		<b>16-2</b>	<b>24</b>	<b>15</b>	<b>9</b>	<b>2.5</b>	<b>11.0</b>	<b>2</b>	<b>10</b>	<b>5</b>	<b>0</b>	<b>0</b>	<b>0</b>	<b>0</b>	<b>1</b>	<b>1</b>	<b>0</b>	<b>0</b>	<b>7</b>	<b>5</b>	<b>2</b>	<b>0</b>	<b>0</b>	<b>0</b>	<b>0</b>	<b>11-5</b>	

+ - Overtime

## 2020 GAME-BY-GAME POSTSEASON STATISTICS [RAVENS]

DATE	OPPONENT	P/S	TACKLES							INTERCEPTIONS					FUMBLES			ST					MISC		W/L	SCORE		
			TK	S	A	SK	YDS	TFL	YDS	QBH	NO	YDS	LG	TD	PD	FF	FR	YDS	TK	S	A	FF	FR	S			A	
01/10	at Titans	P	1	1	0	0.0	0.0	0	0	0	0	0	0	0	0	0	0	0	0	0	0	0	0	0	0	0	W	20-13
01/16	at Bills	P	0	0	0	0.0	0.0	0	0	0	0	0	0	0	0	0	0	0	0	0	0	0	0	0	0	0	L	3-17
<b>2020 TOTALS</b>		<b>2-0</b>	<b>1</b>	<b>1</b>	<b>0</b>	<b>0.0</b>	<b>0.0</b>	<b>0</b>	<b>0</b>	<b>0</b>	<b>0</b>	<b>0</b>	<b>0</b>	<b>0</b>	<b>0</b>	<b>0</b>	<b>0</b>	<b>0</b>	<b>0</b>	<b>0</b>	<b>0</b>	<b>0</b>	<b>0</b>	<b>0</b>	<b>0</b>	<b>1-1</b>		





# 54 TYUS BOWSER

COLLEGE: HOUSTON

OUTSIDE LINEBACKER BORN: 5/23/95, TYLER, TX

6-3 | 242

EXP. (NFL/RAVENS): 5/5

GP/GS (PLAYOFFS): 63/2 (4/0)



## — KEY TRANSACTIONS —

- Re-signed (four-year deal) with the Ravens on 3/16/21
- Tyus Bowser was selected by the Ravens in the second round (47th overall) of the 2017 NFL Draft

## — HONORS —

- Pepsi Rookie of the Week (Week 2, 2017)

## — CAREER HIGHLIGHTS —

- Recorded 3 INTs in 2020, marking a career high and the second most on the team (Marcus Peters - 4)
- In 2020, produced career highs with 34 tackles, 4 TFL, 14 QBHs, 3 INTs and 5 PD, while adding 2 sacks for the NFL's No. 2 scoring defense (18.9 ppg) and No. 2 third-down defense (34.0%)
- In 2019, posted 20 tackles, 5 sacks (-35 yards), 2 PD, 1 FF and 1 FR-TD, helping Baltimore's defense rank No. 3 in points (17.6) and No. 4 in yards (300.6) allowed per game...The Ravens' 6 defensive TDs tied Tampa Bay for No. 1 in the NFL
- Posted a 33-yard FR-TD – the first TD of his career – in the 49-13 win at Cin. (11/10/19)
- Registered his first-career INT (returned for 27 yards) and tallied 1 sack vs. Cle. (9/17/17)

## — PERSONAL —

- Played shooting guard on the Houston basketball team during the 2013-14 and 2014-15 seasons
- Said that his basketball background has helped with his ability to play coverage linebacker
- Graduated with a degree in retailing & consumer science

### 2020: (BALTIMORE RAVENS – 16/2, 2/0)

- Produced career highs with 34 tackles, 4 TFL, 14 QBHs, 3 INTs and 5 PD, while adding 2 sacks for the NFL's No. 2 scoring defense (18.9 ppg) and No. 2 third-down defense (34.0%)
- Recorded 2 tackles on defense and added 1 special teams stop in the 20-13 Wild Card Playoff win at Ten. (1/10/21)... Baltimore limited Tennessee to 4-of-12 (33%) on third down and held Derrick Henry to 40 rushing yards on 18 carries (2.2 ypc)
- Registered 3 solo tackles, 1 TFL and 1 QBH in the 38-3 win at Cin. (1/3/21), helping limit the Bengals' passing attack to 48 yards, marking the fewest net passing yards allowed in Ravens single-game franchise history...The defense held starting QB Brandon Allen to a passer rating of 0.0, marking the third time in franchise history that feat has been accomplished (Nathan Peterman – 9/9/18; Eli Manning 12/12/04)... Baltimore registered its fifth-consecutive victory to earn the franchise's third-straight playoff berth

- Notched 3 tackles (1 solo) and his third INT of the season – notching three in four games – in the 47-42 win at Cle. (12/14)...Returned the pick 17 yards to the Cleveland 1-yard line, allowing RB J.K. Dobbins to jolt into the end zone on the next play
- Registered 3 tackles, a career-high 3 QBHs and a red zone INT at Pit. (12/2)...It marked his second-consecutive game with a takeaway...Also helped stop Pittsburgh short of the end zone on 3-of-4 goal-to-go possessions
- Made 2 tackles and secured his second-career INT, returning it 25 yards to the Titans' 22-yard line, vs. Ten. (11/22)...His takeaway led to a 30-yard FG by K Justin Tucker, giving Baltimore its first points of the game
- Tallied 4 tackles (2 solo) and 1 QBH in the 27-3 win vs. Cin (10/11)...The Ravens finished with 15 QBHs
- Produced 1 sack for the second-consecutive game, marking his first career back-to-back performance with a sack, in the 33-16 win at Hou. (9/20)...Also helped limit the Texans' offense to 5-of-14 (36%) on third down, en route to Baltimore's 14th-consecutive regular season victory
- Collected a fourth-down sack (-14 yards), 2 solo tackles, 1 QB hit and 1 PD in the season-opening victory vs. Cle. (9/13)...Baltimore's defense limited Cleveland to 0-for-3 on fourth down and 3-of-12 (25%) on third down

### 2019: (BALTIMORE RAVENS – 16/0, 1/0)

- Totaled 20 tackles, 5 sacks (-35 yards), 2 PD, 1 FF and 1 FR-TD in 2019, helping Baltimore's defense rank No. 3 in points (17.6) and No. 4 in yards (300.6) allowed per game...The Ravens' 6 defensive TDs tied (TB) for No. 1 in the NFL
- Posted a strip-sack (-11 yards) of QB Sam Darnold, whose fumble was recovered by DE Jihad Ward and led to WR Marquise Brown's 24-yard TD on the ensuing possession, in the 42-21 win vs. NYJ (12/12)
- Totaled 3 tackles, including a career-high 2 sacks (-10 yards), helping limit the Texans to 232 total yards in the 41-7 victory vs. Hou. (11/17)
- Picked up a QB Ryan Finley fumble forced by FB/DL Pat Ricard and ran to the end zone for a 33-yard score – the first TD of his career – in the 49-13 win at Cin. (11/10)
- Recorded a career-high 3 tackles in the victory at Sea. (10/20)
- Registered his second sack (-9 yards) of the season for a defense that held the Bengals to 250 yards in the 23-17 victory vs. Cin. (10/13)
- Part of a defense that allowed just 269 total yards in the 26-23 OT victory at Pit. (10/6)
- Sacked QB Baker Mayfield (-5 yards) vs. Cle. (9/29)





# 54 TYUS BOWSER

- Part of a defense that limited the Cardinals to 20 rushing yards and 2-of-11 (18%) on third down vs. Ari. (9/15)
- Recorded 1 tackle and 1 QBH for a defense that allowed just 200 yards of offense in the Week 1 victory at Mia. (9/8)

## 2018: (BALTIMORE RAVENS – 15/0, 1/0)

- Produced 6 special teams tackles, also tallying 5 tackles from scrimmage and a half-sack for the league's No. 1 overall (292.9 ypg) and No. 2 scoring (17.9 ppg) defense
- Registered a half-sack (-2 yards), helping the Ravens hold the Bengals to 255 total yards – including 48 rushing – in the 24-21 win vs. Cin. (11/18)
- Recorded 1 tackle and a TFL for a defense that registered 6 sacks, 2 INTs and limited the Bills to just 153 yards of offense in the 47-3 season-opening win vs. Buf. (9/9)

## 2017: (BALTIMORE RAVENS – 16/0)

- Totaled 9 tackles (7 solo), 3 sacks (-13 yards), 1 INT (returned 27 yards) and 3 PD for a unit that led the league in both takeaways (34) and INTs (22)...Saw action in all 16 games as a rookie
- Recorded the third QB drop of his career, sacking Ben Roethlisberger (-6 yards) at Pit. (12/10)
- Recorded 1 sack (-5 yards) for a defense that posted a shutout and allowed a season-low 196 yards in a 40-0 win vs. Mia. (10/26)

- Registered his first-career INT (returned for 27 yards) and registered 1 sack vs. Cle. (9/17)...It marked the 17th time in Ravens history that a defender posted at least 1 sack and 1 INT in a game...Additionally, Bowser and S Dawan Landry (12/24/06 vs. Pit.) are the only Ravens rookies to accomplish the feat...Earned Pepsi Rookie of the Week honors

- Posted his first-career tackle for a defense that forced 5 turnovers (4 INTs and 1 FR) and posted the 11th shutout in team history in the 20-0, season-opening win at Cin. (9/10)

### — COLLEGE —

- Played in 48 games (23 starts) during his four-year career at Houston, recording 136 tackles (70 solo), 21.5 sacks (-144 yards), 27.5 TFL, 2 INTs, 8 PD, 3 FFs and 2 FRs
- Finished his career ranked seventh on the Houston's all-time sacks list (21.5 sacks)
- Recorded the second-most TFL (12) and tied for the most sacks (8.5) despite missing five games as a senior in 2016...Was named second-team American Athletic Conference and second-team All-AAC by *Phil Steele* his senior year

### — HIGH SCHOOL —

- Prepped at John Tyler (Tyler, TX) HS, where he was named the 16-4A District Defensive MVP, ETSN 4A co-Defensive Player of the Year and AP Class 4A first-team All-State for his senior campaign that included 59 tackles and 24 sacks



### — BOWSER'S COMMUNITY IMPACT —

- Participated in virtual programming for the Ravens' annual Beach Bash fan convention (2020)
- Joined teammates to converse and play games (virtually) during the Ravens' A Purple Evening, the team's annual event dedicated to female fans (2020)
- Joined teammates to sign autographs and play games during the Ravens' A Purple Evening, the team's annual event dedicated to female fans (2019)
- Alongside teammates, participated as a celebrity bowler in Anthony Levine Sr.'s Celebrity Bowling Night to benefit his 4every1 Foundation (2019)
- Participated in the organization-wide day of service, Caw to Action – a celebration of the NFL's Huddle for 100 initiative (2019)
- Participated in Anthony Levine Sr.'s 10th Annual Home Run Derby & Softball Game with Ravens teammates (2019)
- Assisted with director of player engagement Jameel McClain's 53 Families Foundation Football & Fitness Clinic (2019)
- Participated in the Ravens' Signature Project with M&T Bank to renovate the facility and visit with children at the Webster Kendrick Boys & Girls Club in Baltimore (2019)
- Annually hosts his Tyus Bowser Football Camp each June in Tyler, Texas (2018-19)
- Participated in the team's KaBoom! playground build in the Douglass Homes neighborhood alongside teammates, Ravens staff and volunteers (2018)...Also joined in refurbishing a Boys & Girls Club in Northwest Baltimore (2019)
- Has twice (2018-19) attended the Ravens' annual Beach Bash fan convention in Ocean City, MD
- Joined the 2017 rookie class at the Helping Up Mission men's shelter in Baltimore City, visiting with and serving dinner to members of the community
- Participated in the Ravens' "Sip ' N Paint" event for breast cancer survivors and those still undergoing treatment (2017)
- Joined Ravens alumni and teammates Jameel McClain's 53 Families Thanksgiving event to serve a warm meal to families in need during the holiday (2017-18)
- Joined teammates as a celebrity shopper during former teammate Benjamin Watson's Big BENefit Holiday Shopping Event (2017)

# 54 TYUS BOWSER

## TYUS BOWSER'S NFL REGULAR SEASON DEFENSIVE STATISTICS

DATE	TEAM	GP	GS	TACKLES							INTERCEPTIONS					FUMBLES			ST					MISC	
				TK	S	A	TFL	YDS	SK	YDS	QBH	NO	YDS	LG	TD	PD	FF	FR	YDS	TK	S	A	FF	FR	S
2017	Ravens	16	0	9	7	2	3	13	3.0	13.0	4	1	27	27	0	3	0	0	0	2	2	0	0	0	0
2018	Ravens	15	0	5	2	3	1	25	0.5	2.0	1	0	0	0	0	0	0	0	6	4	2	0	0	0	
2019	Ravens	16	0	20	16	4	3	24	5.0	35.0	10	0	0	0	0	2	1	1	33	4	4	0	0	0	
2020	Ravens	16	2	34	17	17	4	26	2.0	23.0	14	3	53	25	0	5	0	0	0	0	0	0	0	0	
<b>NFL TOTALS</b>		<b>63</b>	<b>2</b>	<b>68</b>	<b>42</b>	<b>26</b>	<b>11</b>	<b>88</b>	<b>10.5</b>	<b>73.0</b>	<b>29</b>	<b>4</b>	<b>80</b>	<b>27</b>	<b>0</b>	<b>10</b>	<b>1</b>	<b>1</b>	<b>33</b>	<b>12</b>	<b>10</b>	<b>2</b>	<b>0</b>	<b>0</b>	

## TYUS BOWSER'S NFL POSTSEASON DEFENSIVE STATISTICS

DATE	TEAM	GP	GS	TACKLES							INTERCEPTIONS					FUMBLES			ST					MISC	
				TK	S	A	TFL	YDS	SK	YDS	QBH	NO	YDS	LG	TD	PD	FF	FR	YDS	TK	S	A	FF	FR	S
2018	Ravens	1	0	0	0	0	0	0	0.0	0.0	1	0	0	0	0	0	0	0	0	0	0	0	0	0	
2019	Ravens	1	0	0	0	0	0	0	0.0	0.0	0	0	0	0	0	1	0	0	0	0	0	0	0	0	
2020	Ravens	2	0	3	2	1	1	2	0.0	0.0	0	0	0	0	0	1	0	0	0	1	1	0	0	0	
<b>NFL TOTALS</b>		<b>4</b>	<b>0</b>	<b>3</b>	<b>2</b>	<b>1</b>	<b>1</b>	<b>2</b>	<b>0.0</b>	<b>0.0</b>	<b>1</b>	<b>0</b>	<b>0</b>	<b>0</b>	<b>0</b>	<b>2</b>	<b>0</b>	<b>0</b>	<b>0</b>	<b>1</b>	<b>1</b>	<b>0</b>	<b>0</b>	<b>0</b>	

### SINGLE-GAME HIGHS: DEFENSIVE

<b>Total Tackles</b>	5 vs. Jacksonville Jaguars, Dec 20, 2020	<b>Tackles For Loss</b>	1 at Cincinnati Bengals, Jan 03, 2021 ...10 more at 1.
<b>Sacks</b>	2.0 vs. Houston Texans, Nov 17, 2019	<b>Interceptions</b>	1 at Cleveland Browns, Dec 14, 2020 ...3 more at 1.
<b>Passes Defensed</b>	1 at Cleveland Browns, Dec 14, 2020 ...9 more at 1.	<b>Interception Return Yards</b>	27 vs. Cleveland Browns, Sep 17, 2017
<b>Forced Fumbles</b>	1 vs. New York Jets, Dec 12, 2019	<b>Special Teams Tackles</b>	1 at Buffalo Bills, Dec 08, 2019 ...11 more at 1.
<b>Fumble Recoveries</b>	1 at Cincinnati Bengals, Nov 10, 2019	<b>Longest Opponent's Fumble Return</b>	33 at Cincinnati Bengals, Nov 10, 2019

## 2020 GAME-BY-GAME REGULAR-SEASON STATISTICS (RAVENS)

DATE	OPPONENT	P/S	TACKLES							INTERCEPTIONS					FUMBLES			ST					MISC		W/L	SCORE	
			TK	S	A	SK	YDS	TFL	YDS	QBH	NO	YDS	LG	TD	PD	FF	FR	YDS	TK	S	A	FF	FR	S			A
09/13	Browns	P	2	2	0	1.0	14.0	1	14	1	0	0	0	0	1	0	0	0	0	0	0	0	0	0	0	W	38-6
09/20	at Texans	P	3	3	0	1.0	9.0	1	9	2	0	0	0	0	0	0	0	0	0	0	0	0	0	0	W	33-16	
09/28	Chiefs	P	2	2	0	0.0	0.0	0	0	1	0	0	0	0	0	0	0	0	0	0	0	0	0	0	L	20-34	
10/04	at Washington	P	2	1	1	0.0	0.0	1	1	1	0	0	0	0	0	0	0	0	0	0	0	0	0	0	W	31-17	
10/11	Bengals	P	4	2	2	0.0	0.0	0	0	1	0	0	0	0	0	0	0	0	0	0	0	0	0	0	W	27-3	
10/18	at Eagles	P	0	0	0	0.0	0.0	0	0	2	0	0	0	0	0	0	0	0	0	0	0	0	0	0	W	30-28	
11/01	Steelers	P	1	0	1	0.0	0.0	0	0	1	0	0	0	0	1	0	0	0	0	0	0	0	0	0	L	24-28	
11/08	at Colts	P	0	0	0	0.0	0.0	0	0	0	0	0	0	0	0	0	0	0	0	0	0	0	0	0	W	24-10	
11/15	at Patriots	P	0	0	0	0.0	0.0	0	0	0	0	0	0	0	0	0	0	0	0	0	0	0	0	0	L	17-23	
11/22	Titans	P	2	0	2	0.0	0.0	0	0	0	1	25	25	0	1	0	0	0	0	0	0	0	0	0	L	24-30+	
12/02	at Steelers	P	3	0	3	0.0	0.0	0	0	3	1	11	11	0	1	0	0	0	0	0	0	0	0	0	L	14-19	
12/08	Cowboys	S	4	1	3	0.0	0.0	0	0	0	0	0	0	0	0	0	0	0	0	0	0	0	0	0	W	34-17	
12/14	at Browns	P	3	1	2	0.0	0.0	0	0	0	1	17	17	0	1	0	0	0	0	0	0	0	0	0	W	47-42	
12/20	Jaguars	P	5	2	3	0.0	0.0	0	0	0	0	0	0	0	0	0	0	0	0	0	0	0	0	0	W	40-14	
12/27	Giants	P	0	0	0	0.0	0.0	0	0	1	0	0	0	0	0	0	0	0	0	0	0	0	0	0	W	27-13	
01/03	at Bengals	S	3	3	0	0.0	0.0	1	2	1	0	0	0	0	0	0	0	0	0	0	0	0	0	0	W	38-3	
<b>2020 TOTALS</b>		<b>16-2</b>	<b>34</b>	<b>17</b>	<b>17</b>	<b>2.0</b>	<b>23.0</b>	<b>4</b>	<b>26</b>	<b>14</b>	<b>3</b>	<b>53</b>	<b>25</b>	<b>0</b>	<b>5</b>	<b>0</b>	<b>0</b>	<b>0</b>	<b>0</b>	<b>0</b>	<b>0</b>	<b>0</b>	<b>0</b>	<b>0</b>	<b>11-5</b>		

+ - Overtime

## 2020 GAME-BY-GAME POSTSEASON STATISTICS (RAVENS)

DATE	OPPONENT	P/S	TACKLES							INTERCEPTIONS					FUMBLES			ST					MISC		W/L	SCORE	
			TK	S	A	SK	YDS	TFL	YDS	QBH	NO	YDS	LG	TD	PD	FF	FR	YDS	TK	S	A	FF	FR	S			A
01/10	at Titans	P	2	1	1	0.0	0.0	0	0	0	0	0	0	0	0	0	0	0	0	1	1	0	0	0	0	W	20-13
01/16	at Bills	P	1	1	0	0.0	0.0	1	2	0	0	0	0	0	1	0	0	0	0	0	0	0	0	0	0	L	3-17
<b>2020 TOTALS</b>		<b>2-0</b>	<b>3</b>	<b>2</b>	<b>1</b>	<b>0.0</b>	<b>0.0</b>	<b>1</b>	<b>2</b>	<b>0</b>	<b>0</b>	<b>0</b>	<b>0</b>	<b>0</b>	<b>1</b>	<b>0</b>	<b>0</b>	<b>0</b>	<b>0</b>	<b>1</b>	<b>1</b>	<b>0</b>	<b>0</b>	<b>0</b>	<b>0</b>	<b>1-1</b>	





# 80

# MILES BOYKIN

WIDE RECEIVER

6-4 | 220

COLLEGE: NOTRE DAME

BORN: 10/12/96, NEW LENOX, IL

EXP. (NFL/RAVENS): 3/3

GP/GS (PLAYOFFS): 32/24 (3/2)



### — KEY TRANSACTIONS —

- Miles Boykin was selected by the Ravens in the third round (93rd overall) of the 2019 NFL Draft...Was the second of two Ravens' picks in the third round (OLB Jaylon Ferguson)

### — CAREER HIGHLIGHTS —

- Registered a career-high 4 TD receptions in 2020
- In 2020, played in all 16 games (13 starts), registering a career-high 19 receptions for 266 receiving yards and 4 TDs for the NFL's seventh-best scoring offense (29.3 ppg) and fourth-best third-down offense (48.8%)...Also contributed as an integral blocker in the Ravens' top-ranked rushing attack (191.9 ypg), which produced the third-most yards (3,071) ever in a 16-game NFL season
- Finished his rookie season (2019) with 13 catches for 198 yards and 3 TDs, helping the Ravens produce the league's No. 1 scoring offense (33.2 ppg)
- Hauled in 2 receptions, including a 50-yarder that set up a K Justin Tucker FG, for a career-high 55 yards in the 30-16 win at Sea. (10/20/19)
- In his NFL debut, posted a 5-yard TD on his first-career-reception in the 59-10, season-opening victory at Mia. (9/8/19)...Helped the Ravens set single-game franchise records in yards (643) and points (59)

### — PERSONAL —

- Wore No. 81 in college in honor of Calvin Johnson, one of his favorite receivers, and his brother and teammate, George, who gave him the number in high school after an injury halted his football career
- Graduated with a degree in marketing

### 2020: (BALTIMORE RAVENS – 16/13, 2/2)

- Played in all 16 games (13 starts), registering a career-high 19 receptions for 266 receiving yards and 4 TDs for the NFL's seventh-best scoring offense (29.3 ppg) and fourth-best third-down offense (48.8%)...Also contributed as an integral blocker in the Ravens' top-ranked rushing attack (191.9 ypg), which produced the third-most yards (3,071) ever in a 16-game NFL season
- Made his first-career postseason start in the 20-13 Wild Card Playoff win at Ten. (1/10/21)...Helped block for an offense that totaled a postseason franchise-record 236 rushing yards and a 6.7 yards-per-carry mark
- Made a 43-yard TD reception for his career-high fourth scoring grab of the season in the 38-3 win at Cin. (1/3/21)...Helped the Ravens convert on 11-of-17 (65%) third downs and register their fifth-consecutive victory to earn the franchise's third-straight playoff berth

- Made a leaping 4-yard touchdown catch to put the Ravens up by 9 in the 40-14 win vs. Jax. (12/20)...It marked his third TD of the season, matching his career high set as a rookie in 2019
- Secured a career-long 38-yard TD reception on Baltimore's first play following an ILB Patrick Queen INT vs. Dal. (12/8)...It marked the fifth receiving TD of his career and his second score this season
- Capped off a 9-play 75-yard drive with a 6-yard TD reception in the back corner of the end zone to give Baltimore its first points vs. Pit. (11/1)...Totaled 2 receptions for 20 yards and 1 TD...Also helped block for a Baltimore rushing attack that produced 265 rushing yards
- Caught a 15-yard throw from P Sam Koch on a fake punt in the 31-17 win at Was. (10/4)...The fourth-down conversion eventually led to a Ravens TD
- Collected a career-high 4 catches for 38 yards in the 33-16 win at Hou. (9/20)...Also made key blocks in the run game, helping the rushing attack produce 230 yards

### 2019: (BALTIMORE RAVENS – 16/11, 1/0)

- Finished with 13 catches for 198 yards and 3 TDs, helping the Ravens produce the NFL's No. 1 scoring offense (33.2 ppg)
- Helped the Ravens set new single-season franchise records for total TDs (64), points (531), rushing yards (3,296) and total net yards (6,521)
- Caught a 5-yard TD pass from QB Lamar Jackson, marking his third TD of the season, in the 42-21 win vs. NYJ (12/12)
- Caught 2 passes and led the Ravens in receiving yards (54) as part of the team's 480 yards of offense in the 45-6 win at LAR (11/25)
- Hauled in 2 receptions, including a 50-yarder that set up a K Justin Tucker FG, for a career-high 55 yards in the 30-16 win at Sea. (10/20)
- Posted a career-high 3 receptions for 32 yards, including a 9-yard TD, vs. Cle. (9/29)
- In his NFL debut, posted a 5-yard TD on his first-career-reception in the 59-10 win at Mia. (9/8)...The Ravens set single-game franchise records in yards (643) and points (59)

### — COLLEGE —

- Finished his college career with 77 receptions for 1,206 yards (15.7 avg.) and 11 TDs
- In his senior season, named Notre Dame Offensive Player of the Year after leading the team with 872 receiving yards and 8 TDs on 59 catches
- Recorded at least 1 TD catch in six-straight games in 2018, the longest streak by an Irish WR since Will Fuller in 2014

# 80 MILES BOYKIN

- Named the 2018 Citrus Bowl MVP after snagging a game-winning 55-yard TD catch with one hand to help Notre Dame secure a 21-17, come-from-behind victory vs. LSU

## — HIGH SCHOOL —

- Prepped at Providence Catholic (New Lenox, IL), where he caught 65 passes for 1,035 yards (15.9 avg.) and 19 TDs as a senior, en route to the Illinois Class 7A state title... Caught 51 passes as junior in 2013 for 730 yards and 13 TDs

- Named Illinois Player of the Year by *Champaign News-Gazette* and awarded first-team honors on *Chicago Tribune* and *Champaign News-Gazette* All-State teams and *Chicago Sun-Times* All-Area team (2014)
- Also played basketball, leading the Celtics to a Catholic League Championship and a regional title as a senior



## — BOYKIN'S COMMUNITY IMPACT —

- Participated in Crucial Catch PSA to encourage fans to get early detection cancer screenings (2020)
- Joined teammates to converse and play games (virtually) during the Ravens' A Purple Evening, the team's annual event dedicated to female fans (2020)
- Hosted virtual meet & greets with fans to raise money for the United Way's COVID-19 Relief Fund (2020)
- Attended the Ravens' annual Holiday Helpers event at Target to shop for gifts with Baltimore youth in need (2019)
- Supported teammates Willie Snead IV and former teammate Seth Roberts at their Turkey Giveaway at Zion Baptist Church for Baltimore City residents during Thanksgiving (2019)
- Supported children of service members at Fort Meade by participating in the Ravens' Salute to Service Military Kids Clinic (2019)
- Alongside teammates, participated in the St. John Baptist 5K Run, Walk and Roll/Walk for Bobbi Engram Foundation, hosted by tight ends coach Bobby Engram (2019)
- Signed autographs and played games at the Ravens' A Purple Evening, the team's annual event dedicated to female fans (2019)
- Participated as a celebrity bowler in Anthony Levine Sr.'s Celebrity Bowling Night to benefit his 4every1 Foundation (2019)
- Participated in the organization-wide day of service, Caw to Action – a celebration of the NFL's Huddle for 100 initiative (2019)
- Participated in Anthony Levine Sr.'s 10th Annual Home Run Derby & Softball Game with Ravens teammates (2019)
- Participated in the Ravens' Signature Project with M&T Bank to renovate the facility and visit with children at the Webster Kendrick Boys & Girls Club in Baltimore (2019)

## MILES BOYKIN'S NFL REGULAR SEASON RUSHING/RECEIVING STATISTICS

DATE	TEAM	GP	GS	RECEIVING					RUSHING				
				NO.	YDS.	AVG.	LG	TD	NO.	YDS.	AVG.	LG	TD
2019	Ravens	16	11	13	198	15.2	50	3	0	0	0.0	0	0
2020	Ravens	16	13	19	266	14.0	43t	4	0	0	0.0	0	0
<b>NFL TOTALS</b>		<b>32</b>	<b>24</b>	<b>32</b>	<b>464</b>	<b>14.5</b>	<b>50</b>	<b>7</b>	<b>0</b>	<b>0</b>	<b>0.0</b>	<b>0</b>	<b>0</b>



# 80 MILES BOYKIN

## MILES BOYKIN'S NFL POSTSEASON RUSHING/RECEIVING STATISTICS

DATE	TEAM	GP	GS	RECEIVING					RUSHING				
				NO.	YDS.	AVG.	LG	TD	NO.	YDS.	AVG.	LG	TD
2019	Ravens	1	0	3	26	8.7	13	0	0	0	0.0	0	0
2020	Ravens	2	2	3	20	6.7	11	0	0	0	0.0	0	0
<b>NFL TOTALS</b>		<b>3</b>	<b>2</b>	<b>6</b>	<b>46</b>	<b>7.7</b>	<b>13</b>	<b>0</b>	<b>0</b>	<b>0</b>	<b>0.0</b>	<b>0</b>	<b>0</b>

### SINGLE-GAME HIGHS: RECEIVING

**Receptions**  
**Receiving Yards**  
**Longest Receptions**

4 at Houston Texans, Sep 20, 2020  
 55 at Seattle Seahawks, Oct 20, 2019  
 50 at Seattle Seahawks, Oct 20, 2019

**Receiving TDs**

1 at Cincinnati Bengals, Jan 03, 2021  
 ...6 more at 1.

**Special Teams Tackles**

1 at Cleveland Browns, Dec 14, 2020  
 ...1 more at 1.

**Receiving Average**

12.3 vs. Cleveland Browns, Sep 13, 2020

## 2020 GAME-BY-GAME REGULAR-SEASON STATISTICS [RAVENS]


DATE	OPPONENT	P/S	RECEIVING					RUSHING					W/L	SCORE
			NO.	YDS.	AVG.	LG	TD	NO.	YDS.	AVG.	LG	TD		
09/13	Browns	S	3	37	12.3	25	0	0	0	0.0	0	0	W	38-6
09/20	at Texans	S	4	38	9.5	14	0	0	0	0.0	0	0	W	33-16
09/28	Chiefs	P	1	8	8.0	8	0	0	0	0.0	0	0	L	20-34
10/04	at Washington	S	2	28	14.0	15	0	0	0	0.0	0	0	W	31-17
10/11	Bengals	P	0	0	0.0	0	0	0	0	0.0	0	0	W	27-3
10/18	at Eagles	S	1	11	11.0	11	0	0	0	0.0	0	0	W	30-28
11/01	Steelers	S	2	20	10.0	14	1	0	0	0.0	0	0	L	24-28
11/08	at Colts	S	1	11	11.0	11	0	0	0	0.0	0	0	W	24-10
11/15	at Patriots	S	0	0	0.0	0	0	0	0	0.0	0	0	L	17-23
11/22	Titans	P	0	0	0.0	0	0	0	0	0.0	0	0	L	24-30+
12/02	at Steelers	S	0	0	0.0	0	0	0	0	0.0	0	0	L	14-19
12/08	Cowboys	S	1	38	38.0	38t	1	0	0	0.0	0	0	W	34-17
12/14	at Browns	S	1	15	15.0	15	0	0	0	0.0	0	0	W	47-42
12/20	Jaguars	S	1	4	4.0	4t	1	0	0	0.0	0	0	W	40-14
12/27	Giants	S	1	13	13.0	13	0	0	0	0.0	0	0	W	27-13
01/03	at Bengals	S	1	43	43.0	43t	1	0	0	0.0	0	0	W	38-3
<b>2020 TOTALS</b>		<b>16-13</b>	<b>19</b>	<b>266</b>	<b>14.0</b>	<b>43T</b>	<b>4</b>	<b>0</b>	<b>0</b>	<b>0.0</b>	<b>0</b>	<b>0</b>	<b>11-5</b>	

+ - Overtime

## 2020 GAME-BY-GAME POSTSEASON STATISTICS [RAVENS]

DATE	OPPONENT	P/S	RECEIVING					RUSHING					W/L	SCORE
			NO.	YDS.	AVG.	LG	TD	NO.	YDS.	AVG.	LG	TD		
01/10	at Titans	S	0	0	0.0	0	0	0	0	0.0	0	0	W	20-13
01/16	at Bills	S	3	20	6.7	11	0	0	0	0.0	0	0	L	3-17
<b>2020 TOTALS</b>		<b>2-2</b>	<b>3</b>	<b>20</b>	<b>6.7</b>	<b>11</b>	<b>0</b>	<b>0</b>	<b>0</b>	<b>0.0</b>	<b>0</b>	<b>0</b>	<b>1-1</b>	





# 86

# NICK BOYLE

**TIGHT END**  
6-4 | 270

**COLLEGE: DELAWARE**  
**BORN: 2/17/93, SUSSEX, NJ**  
**EXP. (NFL/RAVENS): 7/7**

**GP/GS (PLAYOFFS): 73/50 (2/1)**



### — KEY TRANSACTIONS —

- Placed on Injured Reserve (knee) on 11/17/20
- Signed a three-year extension with the Ravens on 3/7/19
- Selected by the Ravens in the fifth round (171st overall) of the 2015 NFL Draft
- Was the first of two Baltimore draft picks in the fifth round (G Robert Myers, 176th)

### — CAREER HIGHLIGHTS —

- In 2020, started all nine games in which he appeared, recording 14 receptions for 113 yards and 2 TDs before suffering a season-ending knee injury in Week 10...Helped block for the NFL's No. 1 rushing attack (191.9 ypg), which produced the third-most yards (3,071) ever in a 16-game NFL season...Baltimore owned the seventh-best scoring offense (29.3 ppg) and fourth-best third-down offense (48.8%)...The Ravens also tallied a franchise-record 24 rushing TDs
- In 2019, recorded career-highs in receiving yards (321), receptions (31) and receiving TDs (2), helping the Ravens produce the league's No. 1 scoring offense (33.2 ppg)...Was a key run-blocker, assisting Baltimore in setting a new NFL single-season record for rushing yards (3,296)...Baltimore also became the first team in NFL history to average at least 200 rushing (206.0) and 200 net passing (201.6) yards per game in a season
- In 2019, helped the Ravens set new single-season franchise records for total TDs (64), points (531), rushing yards (3,296) and total net yards (6,521)
- Posted a career-high 78 yards on 4 catches in the victory at Cin. (11/10/19)
- Scored his first pro TD (on a 5-yard pass from QB Lamar Jackson) on the 91st reception of his five-year career in the 37-20 victory vs. NE (11/3/19)
- In 2018, posted 23 receptions for a then-career-high 213 yards, helping the Ravens' offense produce a then-single-season team-record 5,999 total net yards
- In 2017, posted 28 catches for 213 yards, helping Baltimore post the NFL's No. 9 scoring attack (24.7 ppg)
- Recorded 44 receiving yards on 6 receptions (7.3 avg.) in 2016, helping QB Joe Flacco post a franchise-record 4,317 passing yards
- Registered 153 yards on 18 receptions (8.5 avg.) for the league's No. 8 passing attack (266.9 ypg), which gained a single-season franchise-record 4,271 net passing yards, as a rookie in 2015

### — PERSONAL —

- Has two sisters who were college athletes: Lauren was a four-year starter in basketball at Muhlenberg (PA) College, while Kate played soccer for two seasons at Susquehanna (PA) University
- Favorite hobbies are fishing and building remote-controlled cars and planes
- Nick and his wife, Kristina, have a son, Broc Ryan (1) and a newborn daughter, Blakely Grace.
- Went to long-snapping camps in high school, initially thinking he would be primarily a long snapper in college

### 2020: (BALTIMORE RAVENS – 9/9, INJURED RESERVE)

- Started all nine games in which he appeared, recording 14 receptions for 113 yards and 2 TDs before suffering a season-ending knee injury in Week 10...Helped block for the NFL's No. 1 rushing attack (191.9 ypg), which produced the third-most yards (3,071) ever in a 16-game NFL season...Baltimore owned the seventh-best scoring offense (29.3 ppg) and fourth-best third-down offense (48.8%)...The Ravens also tallied a franchise-record 24 rushing TDs
- Played an integral role as a blocker in Baltimore's rushing attack before suffering a season-ending knee injury in the third quarter at NE (11/15)
- Led the team with a season-high 46 yards on 4 receptions in the win at Ind. (11/8)...Baltimore scored 17 unanswered in the second half to capture the victory and set an NFL record with its 31st-straight game scoring at least 20 points
- Totaled 3 receptions for 33 yards and 1 TD in the 30-28 win at Phi. (10/18)...His 7-yard TD reception capped-off Baltimore's 9-play, 47-yard opening drive...Boyle's 2 TD receptions this season already match his single-season high set in 2019
- Caught a fourth quarter 5-yard TD pass from QB Lamar Jackson to make it a one-score game vs. KC (9/28)...Also helped Baltimore rush for 158 yards on 21 attempts, producing a 7.5 yards per carry average, which stands as the third-highest single-game clip in franchise history (8.37 vs. Cle. on 9/14/03 & 7.7 vs. Det. on 12/13/09)

### 2019: (BALTIMORE RAVENS – 16/15, 1/1)

- Posted career highs in receiving yards (321), catches (31) and receiving TDs (2), helping Baltimore produce the league's No. 1 scoring offense (33.2 ppg)
- Was a key run-blocker, assisting the Ravens in setting a new NFL single-season record for rushing yards (3,296)...Baltimore became the first team in NFL history to average at least 200 rushing (206.0) and 200 net passing (201.6) yards per game in a season



- Helped the Ravens set new single-season franchise records for total TDs (64), points (531), rushing yards (3,296) and total net yards (6,521)
- Posted a 3-yard TD catch and helped the Ravens clinch a playoff berth in the 24-17 win at Buf. (12/8)
- Posted a career-high 78 yards on 4 catches to help the Ravens produce 379 yards in the 49-13 win at Cin. (11/10)
- Scored his first pro TD (on a 5-yard pass from QB Lamar Jackson) on the 91st reception of his five-year career in the 37-20 victory vs. NE (11/3)...Led the Ravens in receptions (5) for 27 yards
- Helped the Ravens set single-game franchise records in yards (643) and points (59) in the 59-10, season opening victory at Mia. (9/8)

## 2018: (BALTIMORE RAVENS – 16/13, 1/0)

- Posted 23 receptions for a then-career-high 213 yards, helping the Ravens produce a then-single-season team-record 5,999 total net yards
- Recorded 36 receiving yards on 4 catches – 2 of which gained first downs – in the 24-21 win vs. Cin. (11/18)
- Started and posted 36 receiving yards on 3 catches in the 26-14 win at Pit. (9/30)...Baltimore's offense tallied 451 total yards, the most ever by a Ravens' team at Pittsburgh
- Started and posted a then-career high in receiving yards (40) and tied a then-career high in long gain (25) on 3 catches in the 47-3 season-opening win vs. Buf. (9/9)

## 2017: (BALTIMORE RAVENS – 15/11)

- Registered 28 receptions for 203 yards, helping the Ravens produce the NFL's ninth-ranked scoring attack (24.7 ppg)...Over the last nine games of the season, Baltimore averaged the league's second-most points per contest (29.4)
- Produced 4 catches for 29 yards and helped pave the way for 174 rushing yards in a 40-0 win vs. Mia. (10/26)
- Started and caught a 14-yard pass in the 20-0, season-opening victory at Cin. (9/10)

## 2016: (BALTIMORE RAVENS – 6/0)

- Played in the final six games after being activated to the 53-man roster from the Commissioner's Permission Exempt List on 11/26/16...Tallied 6 receptions for 44 yards in helping QB Joe Flacco record a single-season franchise-record 4,317 passing yards
- Posted his first catch of the season with a 20-yard reception on a scoring drive, finishing with 24 receiving yards on 2 receptions in the 38-6 win vs. Mia. (12/4)
- Saw action from scrimmage and on special teams in the 19-14 victory vs. Cin. (11/27) after being activated to the Ravens' 53-man roster on 11/26

## 2015: (BALTIMORE RAVENS – 11/2)

- Registered 153 yards on 18 receptions (8.5 avg.) for the league's No. 8 passing attack (266.9 ypg), which gained a then-single-season franchise-record 4,271 net passing yards
- Caught a QB Joe Flacco pass to convert a 2-point attempt and posted 20 yards on 2 receptions at Ari. (10/26)
- In his first NFL start, posted 12 receiving yards on 3 catches for an offense that scored 16 unanswered points in the 23-20, OT victory at Pit. (10/1)...Secured a key 7-yard reception to convert a first down on fourth-and-1 on a drive that ended in a K Justin Tucker FG in the fourth quarter

### — COLLEGE —

- Played in 41 games (36 starts) at Delaware, catching 101 passes for 984 yards (9.7 avg.) and 12 TDs...Became the all-time leader among TEs for receptions and ranked No. 2 in receiving yards and TDs
- Posted 37 catches for 304 yards and 4 TDs as a senior in 2014, earning first-team All-CAA and second-team (The Sports Network) and third-team (Beyond Sports Network) All-America recognition
- Majored in economics

### — HIGH SCHOOL —

- Prepped at High Point Regional (Sussex, NJ) HS, where he was a three-year starter on both sides of the ball
- Earned first-team All-Conference honors on defense as a senior, posting a single-season school record 10 sacks
- Was also an All-Conference selection in basketball, serving as a three-year starter and team captain

# 86 NICK BOYLE



## — BOYLE'S COMMUNITY IMPACT —

- Surprised 2020 Touchdown for Teachers award recipient, Katie McDonald, with a congratulatory virtual meet & greet (2020)
- Participated in the Ravens' virtual celebration video for students in the Class of 2020
- Along with his wife, Christina, made a \$25,000 donation to the Maryland Food Bank that provided 75,000 meals to those affected by the COVID-19 health crisis (2020)
- Continued support of Special Olympics Maryland by attending the Polar Bear Plunge (2020)
- Supported former teammate Hayden Hurst at the Hayden Hurst Family Foundation Fundraiser at Harryman House, benefitting mental health awareness in adolescents and teenagers (2019)
- Participated in the organization-wide day of service, Caw to Action – a celebration of the NFL's Huddle for 100 initiative (2019)
- Attended the Ravens' annual Holiday Helpers event at Target to shop for gifts with Baltimore youth in need (2018)
- Continued to promote the NFL and Ravens' PLAY 60 initiative by participating in the PLAY 60 Caravan at Rodgers Forge Elementary School (2018) and Friendship Valley Elementary School (2019)
- Alongside teammates, participated as a celebrity bowler in Anthony Levine Sr.'s Celebrity Bowling Night to benefit his 4every1 Foundation (2018)
- Participated in the Players Philanthropy Fund's Second Annual Beltway Boards & Brews Cornhole Tournament at the Baltimore Museum of Industry (2018)
- Participated in Special Olympics Maryland's Howard County Inspiration Walk (2018)
- Supported the NFL and Ravens' PLAY 60 initiative, the movement for a more active generation, by participating in the team's PLAY 60 All Abilities Clinic with over 100 athletes from Special Olympics Maryland (2017-19)
- Joined teammates and Ravens staff members to renovate Mary Ann Winterling Elementary School in downtown Baltimore (2017)
- Joined teammates as a celebrity shopper during former player Benjamin Watson's Big BENefit Holiday Shopping Event (2017)
- Joined teammates to sign autographs and play games during the Ravens' *A Purple Evening*, the team's annual event dedicated to female fans (2017, 2019)
- Supported the Cecil County Special Olympics by attending the Pine Grove Inn's annual chili cook-off (2016)
- Attended the Goodwill Gridiron Halloween party to benefit Goodwill Industries of the Chesapeake (2015)

### NICK BOYLE'S NFL REGULAR SEASON RUSHING/RECEIVING STATISTICS

DATE	TEAM	GP	GS	RECEIVING					RUSHING				
				NO.	YDS.	AVG.	LG	TD	NO.	YDS.	AVG.	LG	TD
2015	Ravens	11	2	18	153	8.5	25	0	0	0	0.0	0	0
2016	Ravens	6	0	6	44	7.3	20	0	0	0	0.0	0	0
2017	Ravens	15	11	28	203	7.3	16	0	0	0	0.0	0	0
2018	Ravens	16	13	23	213	9.3	25	0	0	0	0.0	0	0
2019	Ravens	16	15	31	321	10.4	35	2	0	0	0.0	0	0
2020	Ravens	9	9	14	113	8.1	21	2	0	0	0.0	0	0
<b>NFL TOTALS</b>		<b>73</b>	<b>50</b>	<b>120</b>	<b>1,047</b>	<b>8.7</b>	<b>35</b>	<b>4</b>	<b>0</b>	<b>0</b>	<b>0.0</b>	<b>0</b>	<b>0</b>

### NICK BOYLE'S NFL POSTSEASON RUSHING/RECEIVING STATISTICS

DATE	TEAM	GP	GS	RECEIVING					RUSHING				
				NO.	YDS.	AVG.	LG	TD	NO.	YDS.	AVG.	LG	TD
2018	Ravens	1	0	0	0	0.0	0	0	0	0	0.0	0	0
2019	Ravens	1	1	0	0	0.0	0	0	0	0	0.0	0	0
2020	Ravens	0	0	0	0	0.0	0	0	0	0	0.0	0	0
<b>NFL TOTALS</b>		<b>2</b>	<b>1</b>	<b>0</b>	<b>0</b>	<b>0.0</b>	<b>0</b>	<b>0</b>	<b>0</b>	<b>0</b>	<b>0.0</b>	<b>0</b>	<b>0</b>

#### SINGLE-GAME HIGHS: RECEIVING

**Receptions** 5 vs. New England Patriots, Nov 03, 2019  
...1 more at 5.

**Receiving Yards** 78 at Cincinnati Bengals, Nov 10, 2019

**Longest Receptions** 35 at Cincinnati Bengals, Nov 10, 2019  
**Receiving TDs** 1 at Philadelphia Eagles, Oct 18, 2020  
...3 more at 1.



# 86 NICK BOYLE

## 2020 GAME-BY-GAME REGULAR-SEASON STATISTICS [RAVENS]

DATE	OPPONENT	P/S	RECEIVING					RUSHING					W/L	SCORE	
			NO.	YDS.	AVG.	LG	TD	NO.	YDS.	AVG.	LG	TD			
09/13	Browns	S	2	3	1.5	4	0	0	0	0.0	0	0	0	W	38-6
09/20	at Texans	S	1	11	11.0	11	0	0	0	0.0	0	0	0	W	33-16
09/28	Chiefs	S	1	5	5.0	5t	1	0	0	0.0	0	0	0	L	20-34
10/04	at Washington	S	1	9	9.0	9	0	0	0	0.0	0	0	0	W	31-17
10/11	Bengals	S	1	2	2.0	2	0	0	0	0.0	0	0	0	W	27-3
10/18	at Eagles	S	3	33	11.0	17	1	0	0	0.0	0	0	0	W	30-28
11/01	Steelers	S	0	0	0.0	0	0	0	0	0.0	0	0	0	L	24-28
11/08	at Colts	S	4	46	11.5	21	0	0	0	0.0	0	0	0	W	24-10
11/15	at Patriots	S	1	4	4.0	4	0	0	0	0.0	0	0	0	L	17-23
11/22	Titans						INJURED RESERVE							L	24-30+
12/02	at Steelers						INJURED RESERVE							L	14-19
12/08	Cowboys						INJURED RESERVE							W	34-17
12/14	at Browns						INJURED RESERVE							W	47-42
12/20	Jaguars						INJURED RESERVE							W	40-14
12/27	Giants						INJURED RESERVE							W	27-13
01/03	at Bengals						INJURED RESERVE							W	38-3
<b>2020 TOTALS</b>		<b>9-9</b>	<b>14</b>	<b>113</b>	<b>8.1</b>	<b>21</b>	<b>2</b>	<b>0</b>	<b>0</b>	<b>0.0</b>	<b>0</b>	<b>0</b>	<b>0</b>	<b>11-5</b>	

+ - Overtime

## 2020 GAME-BY-GAME POSTSEASON STATISTICS [RAVENS]

DATE	OPPONENT	P/S	RECEIVING					RUSHING					W/L	SCORE	
			NO.	YDS.	AVG.	LG	TD	NO.	YDS.	AVG.	LG	TD			
01/10	at Titans						INJURED RESERVE							W	20-13
01/16	at Bills						INJURED RESERVE							L	3-17
<b>2020 TOTALS</b>		<b>0-0</b>	<b>0</b>	<b>0</b>	<b>0.0</b>	<b>0</b>	<b>0</b>	<b>0</b>	<b>0</b>	<b>0.0</b>	<b>0</b>	<b>0</b>	<b>0</b>	<b>1-1</b>	





# 77

# BRADLEY BOZEMAN

CENTER/GUARD

COLLEGE: ALABAMA

BORN: 11/24/94, ROANOKE, AL

6-5 | 325

EXP. (NFL/RAVENS): 4/4

GP/GS (PLAYOFFS): 46/33 (4/3)



### — KEY TRANSACTIONS —

- Bradley Bozeman was selected by the Ravens in the sixth round (215th overall) of the 2018 NFL Draft...Was the third (S DeShon Elliott, 190th, and T Greg Senat, 212th) of Baltimore's three picks in the round

### — HONORS —

- Ravens NFL Walter Payton Man of the Year (2020)

### — CAREER HIGHLIGHTS —

- Blocks for a rushing attack that has topped 100 rushing yards in 39-consecutive games, marking the second-longest streak of its kind in NFL history (Pittsburgh – 43 games, 1974-77)
- In 2020, started at LG in all 16 games, helping block for the NFL's No. 1 rushing attack (191.9 ypg), which produced the third-most yards (3,071) ever in a 16-game NFL season... Baltimore owned the seventh-best scoring offense (29.3 ppg) and fourth-best third-down offense (48.8%)... The Ravens also tallied a franchise-record 24 rushing TDs
- Started at LG and helped block for a rushing attack that totaled 110 ground yards and 2 TDs in the 24-10 win at Ind. (11/8/20)... Baltimore scored 17 unanswered in the second half to capture the victory and set an NFL record with its 31st-straight game scoring at least 20 points
- In 2019, helped the Ravens set an NFL record for single-season rushing yards (3,296) and produce the NFL's No. 1 scoring offense (33.2 ppg)... Assisted Baltimore in becoming the first team in NFL history to average at least 200 rushing (206.0) and 200 net passing (201.6) yards per game in a season
- Helped the Ravens set new single-season franchise records for total TDs (64), points (531), rushing yards (3,296) and total net yards (6,521)
- Blocked for NFL MVP QB Lamar Jackson, who produced one of the greatest seasons ever by a QB in 2019... Jackson threw an NFL-high 36 TDs (also a franchise record) and posted 1,206 rushing yards, the most by a QB in NFL single-season history
- In the Week 15 win vs. NYJ, blocked for QB Lamar Jackson, who set the NFL single-season rushing record for a QB and threw 5 TD passes in a game for the third time in the 2019 season (12/12/19)
- In 2018, helped the Ravens produce the NFL's No. 2 rushing attack, totaling 2,441 yards (152.6 ypg)... Marked the then-second-most rushing yards in franchise single-season history

- Played 28 snaps at LG, seeing relief for G/T James Hurst, as part of an offensive line that helped pave the way for 242 rushing yards in the 20-12 win vs. TB (12/16/18)... Baltimore became the first team since 1976 (Steelers) to rush for at least 190 yards in five-consecutive games
- Made his first-career start at LG for an O-line that helped the offense record 351 total yards vs. NO (10/21/18)... Filled in for an injured G/T Alex Lewis (neck)

### — PERSONAL —

- Made headlines after Alabama's 2017 National Championship win by proposing to his wife, Nikki, on the field... Bozeman and Nikki were married in March 2019
- The couple launched the Bradley and Nikki Bozeman Foundation, which works with at-risk children and their families with a focus on the dangers of childhood bullying, aiming to reinforce the importance of respect and standing up for others in vulnerable positions... The foundation also focuses on food security in underserved communities, regularly distributing thousands of meals to those in need
- Graduated with a degree in exercise & sport science from the University of Alabama and is pursuing a master's in sports business management

### 2020: (BALTIMORE RAVENS – 16/16, 2/2)

- Started at LG in all 16 games, helping block for the NFL's No. 1 rushing attack (191.9 ypg), which produced the third-most yards (3,071) ever in a 16-game NFL season... Baltimore owned the seventh-best scoring offense (29.3 ppg) and fourth-best third-down offense (48.8%)... The Ravens also tallied a franchise-record 24 rushing TDs
- Started at LG and helped block for an offense that totaled a postseason franchise-record 236 rushing yards and a 6.7 yards-per-carry mark in the 20-13 Wild Card Playoff win at Ten. (1/10/21)
- Started at LG and helped block for an offense that totaled a franchise-record 404 rushing yards in the 38-3 win at Cin. (1/3/21)... The 404 rushing yards stand as the fourth most in an NFL game since 1950 and the second most since the 1970 merger... Baltimore registered its fifth-consecutive victory to earn the franchise's third-straight playoff berth
- Started at LG and helped block for an offense that totaled 249 rushing yards in the 27-13 win vs. NYG (12/27)
- Started at LG and helped block for an offense that totaled 250 passing yards and 159 rushing yards in the 40-14 win vs. Jax. (12/20)... Also helped the offense convert on 8-of-12 third downs and notch 40 points for the second-straight week
- Started at LG and helped the offense produce 231 rushing yards and a franchise-tying 5 rushing TDs in the 47-42 win at Cle. (12/14)





## 77 BRADLEY BOZEMAN

- Started at LG and helped the offense produce a season-high 294 rushing yards (the fourth most in single-game franchise history), including a 2020 NFL single-game high 5 rushes of 20+ yards, vs. Dal. (12/8)
- Started at LG and helped block for a rushing attack that totaled 110 ground yards and 2 TDs in the 24-10 win at Ind. (11/8)...Baltimore scored 17 unanswered in the second half to capture the victory and set an NFL record with its 31st-straight game scoring at least 20 points
- Started at LG and helped the offense produce 265 rushing yards against the league's second-ranked run defense entering the game (68.8 yards) vs. Pit. (11/1)...Baltimore's 265 rushing yards marked the most the Ravens have had in a game vs. Pittsburgh and the most the Steelers have allowed since 1993 (267 vs. Seattle)
- Started at LG and helped the offense produce 182 rushing yards on 37 carries (4.9 avg) in the 30-28 win at (10/18)...Helped QB Lamar Jackson (108) record his seventh-career 100-yard rushing game
- Started at LG and helped the Ravens produce 161 rushing yards on 24 attempts (6.7 avg) in the 27-3 win vs. Cin. (10/11)
- Helped the Ravens produce 206 passing yards and 144 rushing yards in the 31-17 win at Was. (10/4)
- Helped Baltimore rush for 158 yards on 21 attempts, producing a 7.5 yards-per-carry average vs. KC (9/28)...The 7.5 yards per carry stands as the third-highest single-game clip in franchise history (8.37 vs. Cle. on 9/14/03 & 7.7 vs. Det. on 12/13/09)
- Helped pave the way for Baltimore's rushing attack to gain 230 yards in the 33-16 win at Hou. (9/20)...Also blocked for QB Lamar Jackson, who completed 18-of-24 passes (75%) for 204 yards and 1 TD
- Helped block for QB Lamar Jackson, who completed 20-of-25 (80%) passes for 275 yards and 3 TDs, producing a 152.1 passer rating in the season-opening win vs. Cle. (9/13)...Jackson also added a team-high 45 rushing yards on 7 carries (6.4 avg.)

### 2019: (BALTIMORE RAVENS – 16/16, 1/1)

- Helped Baltimore set an NFL record for single-season rushing yards (3,296) and produce the NFL's No. 1 scoring offense (33.2 ppg) in 2019
- The Ravens became the first team in NFL history to average at least 200 rushing (206.0) and 200 net passing yards per game (201.6) in a season
- Helped the Ravens set new single-season franchise records for total TDs (64), points (531), rushing yards (3,296) and total net yards (6,521)
- Blocked for NFL MVP QB Lamar Jackson, who produced one of the greatest seasons ever...Jackson threw an NFL-high 36 TDs (also a franchise record) and had 1,206 rushing yards, the most by a QB in NFL single-season history

- Helped QB Lamar Jackson become the first player in NFL history with at least 350 passing yards and 100 rushing yards in a game (includes regular season and postseason) in the Divisional Playoff vs. Ten. (1/11/20)
- Blocked for QB Lamar Jackson, who set a new single-season team record in passing TDs (36), in the 31-15 win at Cle. (12/22)...Jackson also rushed (103 yards) for his NFL record-extending fifth 100-yard game in 2019
- Helped the Ravens set a new single-season franchise record for rushing yards in the win vs. NYJ (12/12)...Blocked for QB Lamar Jackson, who set the NFL single-season rushing record for a QB and threw 5 TD passes
- Helped the Ravens produce 480 yards of offense (including a season-best 285 rushing) in the 45-6 win at LAR (11/25)...Blocked for QB Lamar Jackson, who threw 5 TD passes and rushed for 95 yards
- Protected QB Lamar Jackson, who completed 17 of 24 passes for 222 yards and 4 TDs (139.2 rating) in the 41-7 victory vs. Hou. (11/17)
- Blocked for QB Lamar Jackson in the 49-13 win at Cin. (11/10), helping him post his second perfect rating (158.3) of the year on 15-of-17 passing for 223 yards and 3 TDs
- Helped QB Lamar Jackson become the first player ever to pass for at least 200 yards (236) and rush for 150 yards (152) in a regular season game in the 23-17 win vs. Cin. (10/13)
- Protected QB Lamar Jackson, helping him become the only player in league history to throw for at least 250 yards and rush for at least 120 yards in the 23-17 win vs. Ari. (9/15)
- Helped Baltimore set single-game franchise records in yards (643) and points (59) in the 59-10, season-opening victory at Mia. (9/8)...Protected QB Lamar Jackson, allowing him to register career highs in yards (324) and TDs (5) while producing a perfect 158.3 passer rating...Helped block for RB Mark Ingram II, who tallied 107 rushing yards and 2 TDs

### 2018: (BALTIMORE RAVENS – 14/1, 1/0)

- Helped the Ravens produce the NFL's No. 2 rushing attack, totaling 2,441 yards (152.6 ypg)...Marked the then-second-most rushing yards in franchise single-season history
- Played 28 snaps at LG, seeing relief for G/T James Hurst, as part of an offensive line that helped pave the way for 242 rushing yards in the 20-12 win vs. TB (12/16)...Baltimore became the first team since 1976 (Steelers) to rush for at least 190 yards in five-consecutive games
- Made his first-career start at LG for an O-line that helped the offense record 351 total yards vs. NO (10/21)...Filled in for an injured G/T Alex Lewis (neck)
- Played 17 snaps at LG, seeing relief for an injured G/T Alex Lewis (neck), in the 21-0 win at Ten. (10/14)...Helped the Ravens' line to not allow a sack of QB Joe Flacco
- In his first-career NFL game, played 7 snaps on special teams and 25 snaps on offense, seeing relief for RG Marshal Yanda in the 47-3 season-opening win vs. Buf. (9/9)

# 77 BRADLEY BOZEMAN

## — COLLEGE —

- Appeared in 53 career games (31 starts) in five seasons at Alabama, starting at center for his last two years...Alabama finished 64-7 and won two national championships (2015, 2017) during his playing career
- Anchored a unit that was a finalist for the Joe Moore Award (Most Outstanding O-Line) in 2016 and 2017
- Blocked for 17 100-yard rushers in 31 career starts
- As a captain in 2017, earned first-team *Associated Press* All-SEC honors while garnering second-team All-SEC recognition from the conference coaches...Also named a second-team All-American by all five major outlets and Sports Illustrated

## — HIGH SCHOOL —

- Prepped at Handley (Roanoke, AL) HS, where he was a four-star offensive lineman and rated the No. 14 overall player in the state of Alabama and the No. 26 offensive tackle nationally by *Rivals.com*
- Was rated No. 7 overall on the final *AL.com* A-List
- Earned first-team 3A All-State honors from the Alabama Sports Writers Association as a junior in 2011



## — BOZEMAN'S COMMUNITY IMPACT —

- Received Citation from the City Council of Baltimore for his outstanding charitable commitment to the Greater Baltimore area (2021)
- Selected as the Ravens' 2020 Walter Payton Man of the Year Nominee
- Joined teammates to converse and play games (virtually) during the Ravens' A Purple Evening, the team's annual event dedicated to female fans (2020)
- Helped to launch the 2020 Baltimore Ravens Leadership Institute with virtual video session for student participants (2020)
- Hosted bi-weekly food distributions across MD for food insecure families since the onset of the COVID-19 pandemic (2020)
- Hosted a Thanksgiving turkey giveaway with teammate Calais Campbell at M&T Bank Stadium (2020)
- Participated in the Ravens' virtual celebration video for students in the Class of 2020
- Along with his wife, Nikki, embarked on a cross-country tour to hold anti-bullying assemblies at middle schools all over the U.S. (2020)
- Attended the Ravens' annual Holiday Helpers event at Target to shop for gifts with Baltimore youth in need (2019)
- Joined teammates in a flag-football game with the students at St. Vincent's Villa (2019)
- Hosted the inaugural Bradley and Nikki Bozeman Halloween Costume Party in support of the Bradley and Nikki Bozeman Foundation (2019)
- Supported former teammate Hayden Hurst at the Hayden Hurst Family Foundation Fundraiser at Harryman House, benefitting mental health awareness in adolescents and teenagers (2019)
- Participated in the organization-wide day of service, Caw to Action – a celebration of the NFL's Huddle for 100 initiative (2019)
- Joined teammates to sign autographs and play games during the Ravens' *A Purple Evening*, the team's annual event dedicated to female fans (2018-19)
- In 2018, launched the Bradley and Nikki Bozeman Foundation, which seeks to make a difference in the lives of at-risk children and their families, with a focus on the dangers of childhood bullying
- Hosted anti-bullying assemblies at various Baltimore schools (2018)
- Joined Ravens alumni and teammates during director of player engagement Jameel McClain's 53 Families Thanksgiving event to serve a warm meal to families in need (2018)
- Participated in the team's KaBoom! community playground build in the Douglass Homes neighborhood alongside teammates, staff and volunteers (2018)

## BRADLEY BOZEMAN'S NFL REGULAR SEASON STATISTICS

DATE	TEAM	GP	GS
2018	Ravens	14	1
2019	Ravens	16	16
2020	Ravens	16	16
<b>NFL TOTALS</b>		<b>46</b>	<b>33</b>



# 77 BRADLEY BOZEMAN

## BRADLEY BOZEMAN'S NFL POSTSEASON STATISTICS

DATE	TEAM	GP	GS
2018	Ravens	1	0
2019	Ravens	1	1
2020	Ravens	2	2
<b>NFL TOTALS</b>		<b>4</b>	<b>3</b>

## 2020 GAME-BY-GAME REGULAR-SEASON STATISTICS [RAVENS]

DATE	OPPONENT	P/S	W/L	SCORE
09/13	Browns	S	W	38-6
09/20	at Texans	S	W	33-16
09/28	Chiefs	S	L	20-34
10/04	at Washington	S	W	31-17
10/11	Bengals	S	W	27-3
10/18	at Eagles	S	W	30-28
11/01	Steelers	S	L	24-28
11/08	at Colts	S	W	24-10
11/15	at Patriots	S	L	17-23
11/22	Titans	S	L	24-30+
12/02	at Steelers	S	L	14-19
12/08	Cowboys	S	W	34-17
12/14	at Browns	S	W	47-42
12/20	Jaguars	S	W	40-14
12/27	Giants	S	W	27-13
01/03	at Bengals	S	W	38-3
<b>2020 TOTALS</b>		<b>16-16</b>	<b>11-5</b>	

+ - Overtime

## 2020 GAME-BY-GAME POSTSEASON STATISTICS [RAVENS]

DATE	OPPONENT	P/S	W/L	SCORE
01/10	at Titans	S	W	20-13
01/16	at Bills	S	L	3-17
<b>2020 TOTALS</b>		<b>2-2</b>	<b>1-1</b>	





# 67 BEN BREDESON

GUARD

6-5 | 315

COLLEGE: MICHIGAN

BORN: 2/20/98, HARTLAND, WI

EXP. (NFL/RAVENS): 2/2

GP/GS (PLAYOFFS): 10/0



## — KEY TRANSACTIONS —

- Placed on Injured Reserve (knee) on 1/9/21
- Ben Bredeson was selected by the Ravens in the fourth round (143rd overall) of the 2020 NFL Draft

## — CAREER HIGHLIGHTS —

- Appeared in 10 games in 2020, primarily on special teams, in his rookie campaign...Occasionally appeared as an extra O-lineman as part of Baltimore's "jumbo" formation...Helped block for the NFL's No. 1 rushing attack (191.9 ypg), which produced the third-most yards (3,071) ever in a 16-game NFL season...Baltimore owned the seventh-best scoring offense (29.3 ppg) and fourth-best third-down offense (48.8%)...The Ravens also tallied a franchise-record 24 rushing TDs
- Made his NFL debut, seeing action on four offensive snaps and four special teams snaps, in the 31-17 win at Was. (10/4/20)

## — PERSONAL —

- Has a photographic memory and challenged himself by taking the ACT exam in sixth grade, when he scored higher than 75 percent of high schoolers who took it that year
- As a youngster in Wisconsin, enjoyed playing ice hockey and looked up to former NHL players Nicklas Lidstrom and Chris Chelios...His father, Mike, built a hockey rink complete with full boards in the Bredeson's backyard
- His older brother, Jack, spent four years on the Michigan baseball team...Father, Mike, played football at Illinois State...Mother, Deb, competes in national retriever field trials, a competition for hunting dogs, which measures how well they can retrieve in the field at long distances
- Majored in psychology at Michigan

## 2020: (BALTIMORE RAVENS – 13/1, 0/0)

- Appeared in 10 games in 2020, primarily on special teams, in his rookie campaign...Occasionally appeared as an extra O-lineman as part of Baltimore's "jumbo" formation...Helped block for the NFL's No. 1 rushing attack (191.9 ypg), which produced the third-most yards (3,071) ever in a 16-game NFL season...Baltimore owned the seventh-best scoring offense (29.3 ppg) and fourth-best third-down offense (48.8%)...The Ravens also tallied a franchise-record 24 rushing TDs
- Made his NFL debut, seeing action on four offensive snaps and four special teams snaps, in the 31-17 win at Was. (10/4/20)

## — COLLEGE —

- Played in 51 career games (46 starts) at LG as a four-year letterman (2016-19) for the Wolverines
- Twice voted a team captain by his teammates (2018-19)
- Was named second-team All-American by the Walter Camp Football Foundation (2019), third-team All-American by the AP (2019), first-team All-Big Ten by coaches and media (2019), second-team All-Big Ten by coaches and media (2017-18) and academic All-Big Ten (2017)...Was a co-recipient of the Hugh H. Rader Memorial Award (2019)

## — HIGH SCHOOL —

- Prepped at Arrowhead (Hartland, WI) HS, where he helped the team to WIAA Division I state championships in 2012 and 2013 and state runner-up finishes in 2014 and 2015...Named an ESPN four-star prospect and rated as the 58th-best player nationally in the ESPN 300
- Participated in the 2016 Under Armour All-American Game in Orlando, Florida
- In 2015, was named Wisconsin's Gatorade Player of the Year, first-team *USA Today* All-American and first-team *MaxPreps* All-American

### BEN BREDESON'S NFL REGULAR SEASON STATISTICS

DATE	TEAM	GP	GS
2020	Ravens	10	0
<b>NFL TOTALS</b>		<b>10</b>	<b>0</b>

### BEN BREDESON'S NFL POSTSEASON STATISTICS

DATE	TEAM	GP	GS
2020	Ravens	0	0
<b>NFL TOTALS</b>		<b>0</b>	<b>0</b>



# 67 BEN BREDESON

## 2020 GAME-BY-GAME REGULAR-SEASON STATISTICS [RAVENS]

DATE	OPPONENT	P/S		W/L	SCORE
09/13	Browns		ON INACTIVE LIST	W	38-6
09/20	at Texans		ON INACTIVE LIST	W	33-16
09/28	Chiefs		ON INACTIVE LIST	L	20-34
10/04	at Washington	P		W	31-17
10/11	Bengals	P		W	27-3
10/18	at Eagles		ON INACTIVE LIST	W	30-28
11/01	Steelers		ON INACTIVE LIST	L	24-28
11/08	at Colts	P		W	24-10
11/15	at Patriots	P		L	17-23
11/22	Titans		ON INACTIVE LIST	L	24-30+
12/02	at Steelers	P		L	14-19
12/08	Cowboys	P		W	34-17
12/14	at Browns	P		W	47-42
12/20	Jaguars	P		W	40-14
12/27	Giants	P		W	27-13
01/03	at Bengals	P		W	38-3
<b>2020 TOTALS</b>		<b>10-0</b>		<b>11-5</b>	

+ - Overtime

## 2020 GAME-BY-GAME POSTSEASON STATISTICS [RAVENS]

DATE	OPPONENT	P/S		W/L	SCORE
01/10	at Titans		INJURED RESERVE	W	20-13
01/16	at Bills		INJURED RESERVE	L	3-17
<b>2020 TOTALS</b>		<b>0-0</b>		<b>1-1</b>	





# S

# MARQUISE BROWN

WIDE RECEIVER

5-9 | 180

COLLEGE: OKLAHOMA

BORN: 6/4/97, HOLLYWOOD, FL

EXP. (NFL/RAVENS): 3/3

GP/GS (PLAYOFFS): 30/25 (3/2)



### — KEY TRANSACTIONS —

- Marquise Brown was selected by the Ravens in the first round (25th overall) of the 2019 NFL Draft

### — CAREER HIGHLIGHTS —

- His 15 receiving TDs since he was drafted in 2019 tie (Torrey Smith) for the most by a homegrown Raven in his first two seasons
- With 101 receiving yards in the season-opening win vs. Cle. (9/13/20) of the 2020 season and 147 receiving yards in the season-opening win at Mia. (9/18/19) of the 2019 season, Brown became the fifth player in NFL history, and first since Louis Lipps (1984-85), with at least 100 receiving yards on Kickoff Weekend during both his rookie and second season
- In 2020, led the team and set new career-highs in receptions (58), receiving yards (769) and receiving TDs (8) in 16 games of action (14 starts) for the for the NFL's seventh-best scoring offense (29.3 ppg) and fourth-best third-down offense (48.8%)... Ended the regular season with a TD in five of his final six games
- Finished his 2019 rookie season with 46 receptions for 584 receiving yards and 7 TDs, helping the Ravens produce the league's No. 1 scoring offense (33.2 ppg)
- His 7 TD catches in 2019 tied (Marlon Brown, 2013 & Torrey Smith, 2011) for the most by a rookie in team history
- Helped the Ravens set new single-season franchise records for total TDs (64), points (531), rushing yards (3,296) and total net yards (6,521)
- Recorded game highs in catches (7) and receiving yards (126) in the Divisional Playoff vs. Ten. (1/11/20)...Became the first rookie in franchise history to surpass the 100-yard receiving mark in a playoff game, while his 126 yards also stand as the second most in a Ravens' playoff game (Anquan Boldin, 145 yards on 1/6/13 vs. Ind.)
- Posted 147 yards and 2 TDs on 4 receptions (36.8 avg.) in his NFL debut at Mia. (9/8/19)...Brown scored 47- and 83-yard TDs on his first two NFL catches to become the first player in league history to notch two 40-plus-yard TD catches in a career debut

### — PERSONAL —

- Nickname is "Hollywood," which is the city where Brown grew up...Sports announcer Gus Johnson first coined the nickname while calling a big game of Brown's in 2017
- Received a "Key to the City" in his hometown of Hollywood, FL, on 7/4/21

- Originally didn't receive a D-I scholarship offer out of high school...Opted to play at College of the Canyons (Santa Clarita, CA) for one year...To pay for school, worked at Six Flags as an operator on the ride "Full Throttle"
- Played Pop Warner football against QB Lamar Jackson
- Is the cousin of WR Antonio Brown
- Majored in human relations at Oklahoma

### 2020: (BALTIMORE RAVENS – 16/14, 2/1)

- Led the team and set new career-highs in receptions (58), receiving yards (769) and receiving TDs (8) in 16 games of action (14 starts) for the for the NFL's seventh-best scoring offense (29.3 ppg) and fourth-best third-down offense (48.8%)... Ended the regular season with a TD in five of his final six games...His 15 receiving TDs since he was drafted in 2019 tie (Torrey Smith) for the most by a homegrown Raven in his first two seasons
- Produced a team-high 87 receiving yards on 4 catches in the Divisional Playoff at Buf. (1/16/21)
- Produced a team-high 109 receiving yards on 7 receptions, while adding 19 yards on 2 rushes, in the 20-13 Wild Card Playoff win at Ten. (1/10/21)...Also helped the Ravens convert on 7-of-13 (54%) third downs...His 235 career postseason receiving yards are the most by a Raven in his first two playoff appearances...Brown also joined WR Anquan Boldin (three) as the only Ravens to record multiple postseason games with 100-plus receiving yards
- Produced a team-high 41 receiving yards and 2 TDs on 5 receptions in the 38-3 win at Cin. (1/3/21), finishing the season with a career-high 8 TD scoring grabs...Helped the Ravens convert on 11-of-17 (65%) third downs and register their fifth-consecutive victory to earn the franchise's third-straight playoff berth
- Caught all 4 of his targets for 25 yards and 1 TD in the 27-13 win vs. NYG (12/27)...His 6-yard score capped off a 13-play, 82-yard opening drive
- Registered a team-high 6 receptions for 98 yards in the 40-14 win vs. Jax. (12/20)...His 44-yard catch down the left sideline was the game's longest play, and a few plays later, QB Lamar Jackson connected with TE Mark Andrews for a 3-yard TD
- Tallied 2 receptions for 50 yards and a TD in the 47-42 win at Cle. (12/14)...Got behind the defense on a crucial fourth-and-5 with just under 2:00 left in the game, hauling in a 44-yard go-ahead TD from QB Lamar Jackson
- Produced a team-high 39 yards on 5 catches, including a 20-yard TD in the corner of the end zone, vs. Dal. (12/8)...It marked his fourth TD of the season and his second-straight game with a receiving score





# 5 MARQUISE BROWN

- Notched 85 receiving yards, including a season-long 70-yard TD, on 4 catches at Pit. (12/2)
- Caught a 3-yard TD pass for Baltimore to regain the lead in the third quarter vs. Pit. (11/1)
- Finished with a team-high 57 receiving yards on 4 receptions (14.3 avg) in the 30-28 win at Phi. (10/18)...His 20-yard reception in the third quarter was part of Baltimore's 5-play, 63-yard TD drive that extended its lead to 18 points
- Recorded his first TD reception of the season and finished with a team-high 77 yards on 6 catches in the 27-3 win vs. Cin. (10/11)...Also added a 30-yard KOR
- Tallied 4 receptions for a team-high 86 yards (21.5 avg), including two 30-plus-yard receptions, in the 31-17 win at Was. (10/4)
- Led Baltimore in receiving yards (42) for the second-consecutive week and finished with a team-high 5 receptions in the 33-16 win at Hou. (9/20)
- Produced 101 yards on 5 receptions, marking his second-career 100-yard performance, in the season-opening win vs. Cle. (9/13)...Also reeled in the game's biggest play on a 47-yard strike from QB Lamar Jackson...With 101 receiving yards in Week 1 of the 2020 season and 147 receiving yards in Week 1 of the 2019 season, Brown became the fifth player in NFL history, and first since Louis Lipps (1984-85), with at least 100 receiving yards on Kickoff Weekend during both his rookie and second season
- Led the Ravens with 5 receptions for 42 yards and 2 TD catches, contributing to the 480 yards of offense in the 45-6 win at LAR (11/25)
- Recorded a game-high 80 yards on 4 receptions, including a 20-yard TD, to help the Ravens produce 379 yards of offense in the victory at Cin. (11/10)
- Contributed 48 yards on 3 receptions, helping the Ravens produce 372 total yards of offense in the 37-20 victory vs. NE (11/3) on Sunday Night Football
- Was a gameday inactive (ankle) in Weeks 6-7
- Posted 22 yards and 1 TD – an 11-yard strike from QB Lamar Jackson – on 3 receptions in the 26-23 OT win at Pit. (10/6)
- Recorded 49 yards on 2 receptions, helping the Ravens produce 452 yards of offense at KC (9/22)
- Caught 8 passes for 86 yards, including a 41-yard, fourth-quarter grab on third-and-11 to help seal Baltimore's 23-17 win vs. Ari. (9/15)
- Posted 147 yards and 2 TDs on 4 receptions (36.8 avg.) in his NFL debut at Mia. (9/8)...Helped the Ravens set single-game franchise records in yards (643) and points (59)...Brown scored 47- and 83-yard TDs on his first two NFL catches to become the first player in league history to notch two 40-plus-yard TD catches in a career debut...His 83-yard catch ties for the fifth-longest pass play in franchise history and is the longest reception ever by a Ravens' rookie...His 144 receiving yards in the first quarter are the most ever recorded by a Raven in a first quarter and third most in any quarter (Qadry Ismail: 210 in Q3, 12/12/99 at Pit.; Derrick Alexander: 166 in Q2, 12/1/96 vs. Pit.)

## 2019: (BALTIMORE RAVENS – 14/11, 1/1)

- Finished his rookie season with 46 receptions for 584 receiving yards and 7 receiving TDs, helping the Ravens produce the league's No. 1 scoring offense (33.2 ppg)...His 7 TDs tied (Marlon Brown, 2013 & Torrey Smith, 2011) for the most by a rookie in team history
- Helped the Ravens set new single-season franchise records for total TDs (64), points (531), rushing yards (3,296) and total net yards (6,521)
- Recorded game highs in catches (7) and receiving yards (126) in the Divisional Playoff vs. Ten. (1/11/20)...Became the first rookie in franchise history to surpass the 100-yard receiving mark in a playoff game, while his 126 yards also stand as the second most in a Ravens' playoff game (Anquan Boldin, 145 yards on 1/6/13 vs. Ind.)...Helped Baltimore register a franchise single-game playoff record 530 yards of offense
- Caught 4 passes for 45 yards, including a 24-yard TD, tying the Ravens' record for total TDs (7) by a rookie, in the 42-21 win vs. NYJ (12/12)

## — COLLEGE —

- Registered 132 catches for 2,413 yards and 17 TDs, averaging 89.4 receiving yards per game and 18.3 yards per catch in two seasons at OU
- In 2018, tied for the national lead in receptions of 40-plus yards (11), 50-plus yards (7) and 60-plus yards (4)
- In 2018, tallied 1,318 receiving yards, which rank as the fourth most in Sooner single-season history
- Was awarded 2018 first-team All-American by the *AP*, *ESPN* and *Sports Illustrated*, second-team All-American by *AFCA* and *FWAA* and first-team All-Big 12 by coaches and media
- Was also a 2018 Biletnikoff Award (nation's top WR) semifinalist

## — HIGH SCHOOL —

- Prepped at Chaminade-Madonna (Hollywood, FL) HS, where he lettered in football and track



## — BROWN'S COMMUNITY IMPACT —

- Participated in "Mask on Maryland" Public Service Announcement (2020)
- Alongside teammates, attended the inaugural Bradley and Nikki Bozeman Foundation Halloween Costume Party in support of the foundation's anti-bullying initiative (2019)
- Participated in the Ravens' Signature Project with M&T Bank to renovate the facility and visit with children at the Webster Kendrick Boys & Girls Club in Baltimore (2019)

# 5 MARQUISE BROWN

## MARQUISE BROWN'S NFL REGULAR SEASON RUSHING/RECEIVING STATISTICS

DATE	TEAM	GP	GS	RECEIVING					RUSHING				
				NO.	YDS.	AVG.	LG	TD	NO.	YDS.	AVG.	LG	TD
2019	Ravens	14	11	46	584	12.7	83t	7	0	0	0.0	0	0
2020	Ravens	16	14	58	769	13.3	70t	8	1	1	1.0	1	0
<b>NFL TOTALS</b>		<b>30</b>	<b>25</b>	<b>104</b>	<b>1,353</b>	<b>13.0</b>	<b>83T</b>	<b>15</b>	<b>1</b>	<b>1</b>	<b>1.0</b>	<b>1</b>	<b>0</b>

## MARQUISE BROWN'S NFL POSTSEASON RUSHING/RECEIVING STATISTICS

DATE	TEAM	GP	GS	RECEIVING					RUSHING				
				NO.	YDS.	AVG.	LG	TD	NO.	YDS.	AVG.	LG	TD
2019	Ravens	1	1	7	126	18.0	38	0	0	0	0.0	0	0
2020	Ravens	2	1	11	196	17.8	30	0	2	19	9.5	15	0
<b>NFL TOTALS</b>		<b>3</b>	<b>2</b>	<b>18</b>	<b>322</b>	<b>17.9</b>	<b>38</b>	<b>0</b>	<b>2</b>	<b>19</b>	<b>9.5</b>	<b>15</b>	<b>0</b>

### SINGLE-GAME HIGHS: RUSHING/RECEIVING

**Rush Attempts** 1 vs. Cincinnati Bengals, Oct 11, 2020  
**Rushing Yards** 1 vs. Cincinnati Bengals, Oct 11, 2020  
**Longest Runs** 1 vs. Cincinnati Bengals, Oct 11, 2020  
**Receptions** 8 vs. Arizona Cardinals, Sep 15, 2019  
**Receiving Yards** 147 at Miami Dolphins, Sep 08, 2019  
**Longest Receptions** 83t at Miami Dolphins, Sep 08, 2019

**Receiving TDs** 2 at Cincinnati Bengals, Jan 03, 2021  
 ...2 more at 2.  
**All-Purpose Yards** 147 at Miami Dolphins, Sep 08, 2019  
**Kickoff Returns** 1 vs. Cincinnati Bengals, Oct 11, 2020  
**Kickoff Return Yards** 30 vs. Cincinnati Bengals, Oct 11, 2020  
**Longest Kickoff Return** 30 vs. Cincinnati Bengals, Oct 11, 2020  
**Receiving Average** 36.8 at Miami Dolphins, Sep 08, 2019

### 2020 GAME-BY-GAME REGULAR-SEASON STATISTICS (RAVENS)

DATE	OPPONENT	P/S	RECEIVING					RUSHING					W/L	SCORE
			NO.	YDS.	AVG.	LG	TD	NO.	YDS.	AVG.	LG	TD		
09/13	Browns	P	5	101	20.2	47	0	0	0	0.0	0	0	W	38-6
09/20	at Texans	S	5	42	8.4	25	0	0	0	0.0	0	0	W	33-16
09/28	Chiefs	S	2	13	6.5	7	0	0	0	0.0	0	0	L	20-34
10/04	at Washington	S	4	86	21.5	33	0	0	0	0.0	0	0	W	31-17
10/11	Bengals	S	6	77	12.8	30	1	1	1	1.0	1	0	W	27-3
10/18	at Eagles	S	4	57	14.3	20	0	0	0	0.0	0	0	W	30-28
11/01	Steelers	S	1	3	3.0	3t	1	0	0	0.0	0	0	L	24-28
11/08	at Colts	S	3	38	12.7	20	0	0	0	0.0	0	0	W	24-10
11/15	at Patriots	S	2	14	7.0	8	0	0	0	0.0	0	0	L	17-23
11/22	Titans	S	0	0	0.0	0	0	0	0	0.0	0	0	L	24-30+
12/02	at Steelers	S	4	85	21.3	70t	1	0	0	0.0	0	0	L	14-19
12/08	Cowboys	S	5	39	7.8	20t	1	0	0	0.0	0	0	W	34-17
12/14	at Browns	S	2	50	25.0	44t	1	0	0	0.0	0	0	W	47-42
12/20	Jaguars	S	6	98	16.3	44	0	0	0	0.0	0	0	W	40-14
12/27	Giants	P	4	25	6.3	9	1	0	0	0.0	0	0	W	27-13
01/03	at Bengals	S	5	41	8.2	18t	2	0	0	0.0	0	0	W	38-3
<b>2020 TOTALS</b>		<b>16-14</b>	<b>58</b>	<b>769</b>	<b>13.3</b>	<b>70T</b>	<b>8</b>	<b>1</b>	<b>1</b>	<b>1.0</b>	<b>1</b>	<b>0</b>	<b>11-5</b>	

+ - Overtime

### 2020 GAME-BY-GAME POSTSEASON STATISTICS (RAVENS)

DATE	OPPONENT	P/S	RECEIVING					RUSHING					W/L	SCORE
			NO.	YDS.	AVG.	LG	TD	NO.	YDS.	AVG.	LG	TD		
01/10	at Titans	P	7	109	15.6	28	0	2	19	9.5	15	0	W	20-13
01/16	at Bills	S	4	87	21.8	30	0	0	0	0.0	0	0	L	3-17
<b>2020 TOTALS</b>		<b>2-1</b>	<b>11</b>	<b>196</b>	<b>17.8</b>	<b>30</b>	<b>0</b>	<b>2</b>	<b>19</b>	<b>9.5</b>	<b>15</b>	<b>0</b>	<b>1-1</b>	





# 17 DEON CAIN

WIDE RECEIVER COLLEGE: CLEMSON  
 BORN: 8/9/96, TAMPA, FL  
 6-2 | 202 EXP. (NFL/RAVENS): 3/1 GP/GS (PLAYOFFS): 15/6



### — KEY TRANSACTIONS —

- Signed a Reserve/Future contract with the Ravens on 1/22/21
- Activated from Pittsburgh's practice squad (standard elevation) on 10/18/20 vs. Cle. and 1/3/21 at Cle.
- Signed to the Steelers' active roster from Indianapolis' practice squad on 11/16/19
- Signed to the Colts' practice squad on 11/11/19
- Waived by Indianapolis on 11/9/19
- Placed on Injured Reserve on 8/12/18
- Originally selected by the Indianapolis Colts in the sixth round (185th overall) of the 2018 NFL Draft

### — CAREER HIGHLIGHTS —

- Has appeared in 15 career games (six starts) since being drafted by the Colts in 2018, totaling 9 catches for 124 yards (13.8 avg.)

### — PERSONAL —

- Aspires to have his own charitable foundation supporting single-parent homes
- Played running back as a kid before transitioning to quarterback in high school and wide receiver in college

### 2020: (PITTSBURGH STEELERS – 2/0)

- Appeared in two games for the Steelers in 2020

### 2019: (INDIANAPOLIS COLTS / PIT. STEELERS – 13/6)

- Saw action in seven games (three starts) with Indianapolis, before being signed by the Steelers from the Colts' practice squad...Saw action in six games for Pittsburgh (three starts)...Caught a total of 9 passes for 124 yards on the season

- Made his Steelers debut, catching 1 pass for 35 yards at Cin. (11/24)

### 2018: (INDIANAPOLIS COLTS – 0/0, INJURED RESERVE)

- Spent the entire 2018 season on Injured Reserve (knee)

### — COLLEGE —

- Saw action in 42 games (14 starts) at Clemson from 2015-17 and compiled 130 receptions for 2,040 yards and 20 TDs
- As a junior in 2017, was a third-team All-ACC selection after recording 58 receptions for 734 yards and 6 TDs over 14 games (13 starts)...Had a game-high 6 receptions for 75 yards against No. 4 Alabama in the Sugar Bowl (1/1/18)
- As a sophomore in 2016, finished second on the team with 9 TD receptions on 38 catches over 15 games...Averaged a team-best 19.1 yards-per-catch, one of the top single-season figures in Clemson history...Had 5 catches for 94 yards in the National Championship win over Alabama, including a 43-yard catch and run
- As a freshman in 2015, recorded 34 catches for 582 yards and 5 TDs in 13 games (one start)...His 17.1 yards per catch average was the best on the team, and his 5 TD receptions tied for third most...Posted 2 catches in the ACC Championship game against North Carolina
- Studied sports communications

### — HIGH SCHOOL —

- Played mostly quarterback at Tampa Bay Technical (Tampa, FL) HS
- Recorded 1,892 rushing yards and 19 TDs along with 5 passing TDs as a senior, earning second-team All-American honors by *USA Today*
- As a junior, tallied 1,900 rushing yards and 13 TDs
- Collected 1,627 rushing yards and 10 TDs his sophomore year

### DEON CAIN'S NFL REGULAR SEASON RUSHING/RECEIVING STATISTICS

DATE	TEAM	GP	GS	RECEIVING					RUSHING				
				NO.	YDS.	AVG.	LG	TD	NO.	YDS.	AVG.	LG	TD
2018	Colts	0	0	0	0	0.0	0	0	0	0	0.0	0	0
2019	Colts	7	3	4	52	13.0	25	0	0	0	0.0	0	0
Went from Indianapolis to Pittsburgh.													
2019	Steelers	6	3	5	72	14.4	35	0	0	0	0.0	0	0
2019	TOTAL	13	6	9	124	13.8	35	0	0	0	0.0	0	0
2020	Steelers	2	0	0	0	0.0	0	0	0	0	0.0	0	0
<b>NFL TOTALS</b>		<b>15</b>	<b>6</b>	<b>9</b>	<b>124</b>	<b>13.8</b>	<b>35</b>	<b>0</b>	<b>0</b>	<b>0</b>	<b>0.0</b>	<b>0</b>	<b>0</b>

# 17 DEON CAIN

## DEON CAIN'S NFL POSTSEASON RUSHING/RECEIVING STATISTICS

DATE	TEAM	GP	GS	RECEIVING					RUSHING					
				NO.	YDS.	AVG.	LG	TD	NO.	YDS.	AVG.	LG	TD	
2018	Colts	0	0	0	0	0.0	0	0	0	0	0	0.0	0	0
2020	Steelers	0	0	0	0	0.0	0	0	0	0	0	0.0	0	0
<b>NFL TOTALS</b>		<b>0</b>	<b>0</b>	<b>0</b>	<b>0</b>	<b>0.0</b>	<b>0</b>	<b>0</b>	<b>0</b>	<b>0</b>	<b>0</b>	<b>0.0</b>	<b>0</b>	<b>0</b>

### SINGLE-GAME HIGHS: RECEIVING

#### Receptions

2 at New York Jets, Dec 22, 2019  
...1 more at 2.

#### Longest Receptions

35 at Cincinnati Bengals, Nov 24, 2019

#### Receiving Yards

35 at Cincinnati Bengals, Nov 24, 2019  
...1 more at 35.

#### All-Purpose Yards

35 at Cincinnati Bengals, Nov 24, 2019  
...1 more at 35.

## 2020 GAME-BY-GAME REGULAR-SEASON STATISTICS (STEELERS)

DATE	OPPONENT	P/S	RECEIVING					RUSHING					W/L	SCORE
			NO.	YDS.	AVG.	LG	TD	NO.	YDS.	AVG.	LG	TD		
09/14	at Giants												W	26-16
09/20	Broncos												W	26-21
09/27	Texans												W	28-21
10/11	Eagles												W	38-29
10/18	Browns												W	38-7
10/25	at Titans												W	27-24
11/01	at Ravens												W	28-24
11/08	at Cowboys												W	24-19
11/15	Bengals												W	36-10
11/22	at Jaguars												W	27-3
12/02	Ravens												W	19-14
12/07	Washington												L	17-23
12/13	at Bills												L	15-26
12/21	at Bengals												L	17-27
12/27	Colts												W	28-24
01/03	at Browns												L	22-24
<b>2020 TOTALS</b>		<b>0-0</b>	<b>0</b>	<b>0</b>	<b>0.0</b>	<b>0</b>	<b>0</b>	<b>0</b>	<b>0</b>	<b>0.0</b>	<b>0</b>	<b>0</b>	<b>12-4</b>	

## 2020 GAME-BY-GAME POSTSEASON STATISTICS (STEELERS)

DATE	OPPONENT	P/S	RECEIVING					RUSHING					W/L	SCORE
			NO.	YDS.	AVG.	LG	TD	NO.	YDS.	AVG.	LG	TD		
01/10	Browns												L	37-48
<b>2020 TOTALS</b>		<b>0-0</b>	<b>0</b>	<b>0</b>	<b>0.0</b>	<b>0</b>	<b>0</b>	<b>0</b>	<b>0</b>	<b>0.0</b>	<b>0</b>	<b>0</b>	<b>0-1</b>	







# 93



# CALAIS CAMPBELL

DEFENSIVE END

6-8 | 300

COLLEGE: MIAMI (FLA)

BORN: 9/1/86, DENVER, CO

EXP. (NFL/RAVENS): 14/2

GP/GS (PLAYOFFS): 198/180 (14/9)



### — KEY TRANSACTIONS —

- Signed a one-year contract extension (through 2021) with the Ravens on 3/21/20
- Acquired by Baltimore from the Jacksonville Jaguars on 3/19/20 in exchange for a 2020 fifth-round draft choice
- Signed with Jacksonville as an unrestricted free agent (Ari.) on 3/10/17
- Re-signed with the Cardinals on 5/10/12
- Originally selected by the Arizona Cardinals in the second round (50th overall) of the 2008 NFL Draft

### — HONORS —

- Six-time Pro Bowler (2014-15, 2017-20)
- NFL All-Decade Team (2010s)
- NFL Walter Payton Man of the Year (2019)
- Bart Starr Award (2019)
- PFWA All-AFC Team (2019)
- Pro Bowl Defensive MVP Award (2019)
- Two-time AFC Defensive Player of the Week (Week 6, 2020; Week 3, 2019)
- AP first-team All-Pro as a DE (2017)
- PFWA and *Sporting News* Defensive Player of the Year (2017)
- NFL 101 Awards AFC Defensive Player of the Year (2017)
- AP second-team All-Pro as a DT (2016-17)
- NFLPA Community MVP (Nov. 2014, Oct. 2016, Oct. 2019)
- AP second-team All-Pro as a DE (2014)
- Pop Warner Humanitarian Award (2015)

### — CAREER HIGHLIGHTS —

- Has played in 198 games with 180 starts during his 13-year career, which both rank as the most among active NFL defensive linemen...Has totaled 715 tackles (529 solo), 92 sacks, 156 TFL, 14 FFs, 11 FRs (3 returned for TDs), 54 PD and 3 INTs...His 7 blocked kicks are the second most since 2008 (Denico Autry - 8)
- In 2020, Campbell notched his 12th-consecutive season with at least 4 sacks, marking the NFL's longest such active streak
- Earning his sixth-overall and fourth-consecutive Pro Bowl nod in 2020, Campbell started all 12 games in which he appeared, producing 28 tackles, 4 sacks, 10 QBHs, 5 TFL and 6 PD for the NFL's No. 2 scoring defense (18.9 ppg) and No. 2 third-down defense (34.0%)
- Since 2017, is one of nine NFL defenders to compile at least 200 tackles and 30 sacks

- Recorded at least 6 sacks in all but three seasons of his 12-year NFL career (2020, 4; 2015, 5; 2008, 0)
- Is one of only five active D-linemen with more than 50-career PD (Carlos Dunlap, 62; J.J. Watt, 61; Jason Pierre-Paul, 57; Calais Campbell, 54; Cameron Jordan, 50)
- Since 2008, his 156 TFL rank No. 2 in the NFL, trailing only J.J. Watt's 172

### — PERSONAL —

- Grew up in a household of 10 (five brothers, two sisters)
- While in seventh grade, both his parents lost their jobs as accountants, and the family lived out of a homeless shelter for eight months
- His younger brother, Jared, played safety at Miami (FL) and spent time with the Cardinals during training camp in 2011...His older brother, Ciare, was a DB at Colorado State from 2004-05, and his brother, Raj, played football at Butte and Orange County Junior Colleges and was a WR at Adams State...His brother, Severin, played football at the University of Montana
- In 2007, graduated with a degree in sociology from the University of Miami (FL)

### 2020: (BALTIMORE RAVENS – 12/12, 2/2)

- In his first season as a Raven, started all 12 games in which he appeared, producing 28 tackles, 4 sacks, 10 QBHs, 5 TFL and 6 PD for the NFL's No. 2 scoring "D" (18.9 ppg) and No. 2 third-down "D" (34.0%)...Earned his sixth-overall and fourth-consecutive Pro Bowl nod...His 4 sacks led Baltimore's D-line, as he reached that number for the 12-consecutive year, marking the NFL's longest such active streak
- Recorded 2 tackles in the 20-13 Wild Card Playoff win at Ten. (1/10/21)...Baltimore limited Tennessee to 4-of-12 (33%) on third down and held Derrick Henry to 40 rushing yards on 18 carries (2.2 ypc)
- Earned AFC Defensive Player of the Week Honors after a standout performance in which he recorded 5 tackles (4 solo) and a game-high 3 sacks and 4 TFL in the 30-28 win at Phi. (10/18)...It marked Campbell's fourth performance of at least 3 sacks in his career, and his 4 TFL matched a career high...Baltimore produced its highest single-game QBHs total (17) since 2006
- Finished with 2 tackles (all solo) and 1 QBH in the 27-3 win vs. Cin (10/11)...The Ravens finished with 15 QBHs, tying their third-highest output since the stat began being tracked in 2006
- Batted down a third-down throw, forcing a Washington FGA (54 yards, no good) in the 31-17 win at Was. (10/4)...Also helped limit Washington to 4-of-13 (31%) on third down

## 93 CALAIS CAMPBELL

- Delivered his first sack as Raven, adding 5 tackles (2 solo) and a team-high 3 QBHs in the 33-16 win at Hou. (9/20)...Also helped limit the Texans' offense to 5-of-14 (36%) on third down, to Baltimore's 14th-consecutive regular season victory
- Posted a career-high 3 PD in his Ravens debut, including a deflection that resulted in a CB Marlon Humphrey INT on the team's first-defensive sequence, in the season-opening win vs. Cle. (9/13)

### 2019: (JACKSONVILLE JAGUARS – 16/16)

- Started all 16 games for the fifth-consecutive season and for the seventh time in his 12-year career...Collected 56 tackles (37 solo), 10 TFL, 6.5 sacks, 2 FFs, 1 PD, and 1 FR for a TD, en route to his fifth-career and third-consecutive Pro Bowl
- Scored his third-career TD on an 8-yard return of a FF by DE Yannick Ngakoue in the fourth quarter to help seal a 38-20 victory vs. Ind. (12/29)
- Recorded back-to-back games with a sack, producing 1 sack and 5 tackles (4 solo) vs. Hou. (11/3)
- Logged 3 QBHs and 1.5 sacks of Jacksonville's 8 on the day...Helped limit RB Le'Veon Bell to a season-low 23 rushing yards in the Jaguars' 29-15 victory vs. NYJ (10/27)
- Collected 5 tackles (4 solo) and his first FF of the season vs. NO (10/13)
- Tied his season high with 6 tackles and blocked a 56-yard FG attempt at Car. (10/6), marking the first blocked FG by a Jaguar since 2015
- Registered 6 solo tackles, 5 QBHs, 3 sacks and tied a career high with 4 TFL in Jacksonville's first win of the season vs. Ten. (9/19)...Became the first player in franchise history to post multiple games with at least 3 sacks

### 2018: (JACKSONVILLE JAGUARS – 16/16)

- Started all 16 games and was selected as a defensive captain by his teammates...Set a single-season career high with 20 TFL, tied a career high with 72 tackles (53 solo) and led the team with 10.5 sacks (-73.5 yards), becoming the first player in Jaguars history to record double-digit sacks in consecutive seasons...Named to his fourth-overall and second-consecutive Pro Bowl
- Closed the season with three-consecutive games with at least 1 sack...Totaled 7 tackles (5 solo), 1.5 sacks and 1 TFL at Hou. (12/30)
- Tallied 1 sack, 2 TFL and recovered his own FF in a 17-7 victory at Mia. (12/23)
- Recorded 7 tackles (6 solo), 1 sack and 2 TFL, helping contain RB Adrian Peterson to 51 yards on 19 carries (2.7 avg.) vs. Was. (12/16)
- Posted 1 sack, 2 TFL and 1 PD in the franchise's seventh shutout victory vs. Ind. (12/2)...The Jaguars held Indianapolis' offense to 5-of-18 (28%) on third down
- Notched 4 tackles and 1 sack...Helped hold the Steelers' rushing attack to a season-low 26 yards vs. Pit. (11/18)

- Registered 5 tackles and produced his second-consecutive game with 2 TFL at Ind. (11/11)
- Compiled 6 tackles (4 solo), 1 sack and 2 TFL vs. Phi. (10/28)
- Led the team with a season-high total of 9 tackles (5 solo) vs. Hou. (10/21)
- Posted 6 tackles (4 solo) and notched his fourth sack through the team's first six games at Dal. (10/14)
- Produced 5 solo tackles, a season-high 2 sacks and 1 TFL Ten. (9/23)

### 2017: (JACKSONVILLE JAGUARS – 16/16, 3/3)

- Started all 16 games and totaled 67 tackles (47 solo), 14.5 sacks, 14 TFL, 3 PD, 3 FFs and 1 FR for league's best pass defense (169.9 ypg.)...His career-best 14.5 sacks (-96 yards) were the second most in the NFL and broke the Jaguars' single-season team record established in 1999 (Tony Brackens, 12)...Named to his third-career Pro Bowl and earned AP All-Pro recognition as a DE and DT...Also named the PFWA Defensive Player of the Year
- Recorded 6 tackles (3 solo) and 4 QBHs in a Wild Card win vs. Buf. (1/7/18)
- Wrapped up the regular season with 7 tackles (4 solo) and 2 TFL at Ten. (12/31), marking his fifth performance of the season with at least 2 TFL
- Recorded a season-high 8 tackles (4 solo) and added 1 PD at SF (12/24)
- Tallied his fourth multi-sack performance of the 2017 campaign, collecting 5 tackles (4 solo), 2 sacks, 2 TFL and 1 PD in a 45-7 victory vs. Hou. (12/17)
- Recorded 4 solo tackles, 1 sack and 1 TFL vs. Ind. (12/3)...Reached 12.5 sacks for the season, eclipsing Tony Brackens' single-season franchise record of 12 sacks (1999)
- Posted a 10-yard scoop-and-score TD, marking the second TD of his career at Ari. (11/26)
- Notched a half-sack and 1 FF in a 19-7 victory at Cle. (11/19)
- Posted 1 sack and 2 TFL in the Jaguars' stingiest defensive performance of the season, allowing just 29 rushing yards and 119 passing yards vs. Cin. (11/5)
- With his second-consecutive 2-sack performance, Campbell reached 10 sacks through seven games, already eclipsing his previous single-season high (9, 2013)...Added 1 TFL and 1 FF in the shutout victory at Ind. (10/22)
- Registered 6 tackles (3 solo), 1 TFL and 1 sack at NYJ (10/1)
- Recorded 1 FF and notched a half-sack for a defense that held the Ravens' passing attack to a season-low 52 yards vs. Bal. (9/24)
- Set a franchise record for most sacks in a single game with 4 at Hou. (9/10)...Campbell's 4 sacks were also a personal single-game career high, and his 3.5 sacks in the first half were the most by a single player in a half since 2015 (LB Khalil Mack, Week 14, 5; DE Cameron Wake, Week 6, 4)



# 93 CALAIS CAMPBELL

## 2016: (ARIZONA CARDINALS – 16/16)

- Started 16 games for the second-consecutive season and fourth time in his career... Totaled 53 tackles (34 solo), 12 TFL and 8 sacks for a Cardinals' defense that led the league in sacks (48.0) and allowed the second-lowest yards per game average in the NFL (305.2 ypg)... Added 2 FFs, a career-high 3 FRs, 1 INT and 6 PD... Returned 1 FR for a TD, reaching the end zone for the first time in his career
- Tallied 3 tackles (1 solo), 1.5 sacks and 1 TFL in a 44-6 victory to close out the season at LAR (1/1/17)... The Cardinals' defense held the Rams to 2-of-14 on third down (14%)
- Recovered an aborted snap, notching his second-consecutive game with a FR... Added a half sack of QB Russell Wilson at Sea. (12/24)
- Registered his first-career TD on a 53-yard scoop-and-score to put Arizona ahead 13-10 vs. NO (12/18)... Added 2 sacks and 2 TFL, marking his second 2-sack, 2-TFL performance of the season
- Tallied 1 sack, 1 FF and 1 PD vs. Was. (12/4)
- Recorded a season-high 9 tackles (1 solo) for a defense that allowed a season-low 24 rushing yards against the defending NFC Champions at Car. (10/30)
- Had a breakout performance at SF (10/6), collecting his first 2 sacks of the season, 1 INT and 2 TFL in the victory
- Opened the season with a FR vs. NE (9/1)

## 2015: (ARIZONA CARDINALS – 16/16, 2/2)

- Started 16 games for the third time in his career and was chosen as a defensive captain for the second-consecutive season... Led the defensive line with 61 tackles (46 solo) and tied for the team lead with 16 TFL... Added 5 sacks, 3 PD and 1 FR, earning Pro Bowl honors for the second-consecutive season... Helped Arizona post a franchise-best 13-3 record
- Recorded 6 tackles (5 solo), a season-high 2.5 sacks and his fourth 3-TFL output of the season in the Cardinals' ninth-straight victory of the season vs. GB (12/27)
- Recovered the game-sealing fumble forced by DE Dwight Freeney in a 23-20 victory vs. Min. (12/10)
- Tied his career high with a team-leading 11 tackles (10 solo)... Added a half-sack and 3 TFL vs. STL (10/4)

## 2014: (ARIZONA CARDINALS – 14/14, 1/1)

- Led the defensive line with 58 tackles (48 solo) and 16 TFL, finishing second on the team with 7 sacks... Added 1 INT, 1 FF and 3 PD as a first-time defensive captain for Arizona... Earned his first Pro Bowl selection
- Closed out the season with 5 tackles (all solo), 2 TFL and 1 PD at SF (12/28)
- Recorded 6 tackles (5 solo), including a game-sealing fourth-down tackle of WR Jason Avant vs. KC (12/7)... Added 1 sack, 1 TFL and 1 PD
- Registered a then-career high 3 sacks... Added 6 tackles (4 solo) and 3 TFL at Sea. (11/23)
- Posted 6 tackles (5 solo), 2 sacks and a season-high 4 TFL vs. STL (11/9)

- Intercepted QB Peyton Manning and returned it 23 yards to set up Arizona at the Broncos' 5-yard line... RB Andre Ellington punched it into the end zone on the first play following the turnover... Added 1 PD and 1 TFL at Den. (10/5)
- Set a season high with 10 solo tackles... Added 1 sack and 3 TFL at NYG (9/14)

## 2013: (ARIZONA CARDINALS – 16/16)

- Started all 16 games and led the defensive line with 58 tackles (45 solo)... Tied for the team lead with 14 TFL and finished second on the team with a then-career-high 9 sacks... Helped Arizona's rush defense finish as the league's best (84.4 ypg)
- Finished the season with a 5-tackle (4 solo) and 1-sack performance vs. SF (12/29)
- Recorded 4 tackles (3 solo), 2 sacks and 2 TFL at Sea. (12/22)
- Tallied 5 tackles (all solo), 1 sack, 2 TFL and a season-high 2 PD vs Atl. (10/27)
- Notched a season-high 8 tackles (7 solo), 1 FR and 1 TFL in a Thursday matchup vs. Sea. (10/17)
- Registered 4 tackles (all solo), 2 sacks, and earned his first-career safety vs. Car. (10/6)... Added 1 FF, which was returned 43 yards by CB Antoine Cason and set up an Arizona TD on the ensuing possession
- Collected his first sack and first FR of the 2013 campaign vs. Det. (9/15)

## 2012: (ARIZONA CARDINALS – 13/12)

- Led the defensive line with 63 tackles (50 solo) and finished No. 2 on the team with 6.5 sacks... Also added 13 TFL, 6 PD and a blocked FG
- Closed out the season with his third-consecutive 1-sack performance... Added 1 TFL at SF (12/30)
- Notched his fourth-straight game of 8 tackles (7 solo)... Added 1 sack and 1 PD vs. Chi. (12/23)
- Tallied 8 tackles (7 solo), 1 sack and tied a career high with 4 TFL vs. Det. (12/16)
- Collected 8 tackles (5 solo) and a half-sack at GB (11/4)
- Posted 6 tackles (all solo), 1 sack and 2 TFL vs. SF (10/29)
- Helped limit the Vikings' passing attack to a season-low 43 yards at Min. (10/21)
- Registered 5 tackles (all solo) and 2 TFL vs. Buf. (10/14)
- Recorded a season-high 10 tackles (7 solo), 2 sacks and 2 TFL at NE (9/16)... His second sack occurred on the Patriots' final drive of the game, which resulted in a missed FG

## 2011: (ARIZONA CARDINALS – 16/16)

- Started all 16 games for the first time in his career... Set a career high with 72 tackles (53 solo) and posted a team-leading 8 sacks... Added 13 TFL, a career-high 10 PD, 2 FFs, 1 FR and 1 INT... Blocked a career-high 3 FGs, which is tied for the second-highest single-season total in NFL history
- Collected 7 tackles (4 solo), 1 sack, 1 FF, 1 TFL and 2 PD at Cin. (12/24)

# 93 CALAIS CAMPBELL

- Recorded his first-career INT, picking off QB Michael Vick at Phi. (11/13)...Helped limit the Eagles' offense to 3-of-15 (20%) on third down
- Blocked a 42-yard FG at the end of regulation to send the game into OT...Added 6 tackles (all solo), 2 sacks and a season-high 3 TFL in the overtime victory vs. STL (11/6)
- Tallied 6 tackles (all solo) and a FF at NYG (10/2)
- Notched 10 tackles (5 solo) and 2.5 sacks, marking a season high for both categories at Sea. (9/25)

## 2010: (ARIZONA CARDINALS – 15/15)

- Started 15 games for the second-consecutive season...Set a then-career high with 60 tackles (46 solo) and registered a team-leading 6 sacks (-49 yards)...Added his first-career FR, 2 PD and 13 TFL
- Registered his second-consecutive game with a sack in the 27-26 victory at Dal. (12/25)
- Set a career high with 11 tackles (9 solo) and 4 TFL...Added 1 sack at Car. (12/19)
- Recovered a QB Kyle Orton fumble, marking the first FR of his career vs. Den. (12/12)
- Notched a 6-tackle (3 solo), 1-sack and 2-TFL performance vs. Sea. (11/14)
- Tallied 4 tackles (all solo) and 1 sack at Sea. (10/24)
- Opened the season with 1 sack, 1 PD and 1 TFL in a victory at STL (9/12)

## 2009: (ARIZONA CARDINALS – 16/15, 2/1)

- Saw action in all 16 games (15 starts) and tied DE Darnell Dockett with a team-high 7 sacks...Also recorded 46 tackles (35 solo), 8 TFL, 5 PD and 1 FF...Added special teams contributions, blocking 2 FGs as one of only seven players to block multiple kicks in 2009
- Registered 1 sack for the second-consecutive game...Added 5 tackles (4 solo) and 1 TFL at SF (12/14)
- Totaled 4 tackles (3 solo), 1 sack of QB Brett Favre, and 1 TFL in a 30-17 victory vs. Min. (12/6)
- Recorded 1 FF, knocking the ball loose from a scrambling QB Marc Bulger at STL (11/22)
- Posted a season-high 7 tackles (6 solo) vs. Car. (11/1)
- Tallied 3 tackles (2 solo), a season-high 1.5 sacks and 2 TFL at Sea. (10/18)
- Credited with his first-career sack, recording a half-sack of QB David Garrard...Also blocked a 46-yard FG, resulting in an 83-yard TD return by S Antrel Rolle at Jax. (9/20)

## 2008: (ARIZONA CARDINALS – 16/0, 4/0)

- Saw action in all 16 regular season games and four postseason games, including Super Bowl XLIII, in his rookie season...Totaled 21 tackles (17 solo), 2 TFL, 1 PD and 1 FF...Added 8 special teams tackles as a key contributor on that unit
- Collected 1 tackle in each of Arizona's four postseason games, including Super Bowl XLIII against Pit. (2/1/09)
- Credited with his first-career FF vs. Dal (10/12)
- Recorded his first-career tackle in the Cardinals' season opener at SF (9/7)

### — COLLEGE —

- Played in 36 career games (25 starts) with the Hurricanes before entering the NFL Draft following his junior season
- Finished his career with 158 tackles, 19.5 sacks, 37.5 TFL, 5 FFs, 3 FRs and 1 INT
- Started all 12 games at DE as a junior, finishing the season with 50 tackles and a team-high 12 TFL...Added 6.5 sacks, 2 FFs, 2 FRs and his first-career INT
- Started 12 of 13 games at DE as a sophomore and was named the team's MVP...Ranked second on the team with 80 tackles and 10.5 sacks, including a streak of seven-consecutive games with at least 1 sack (second-longest streak in school history)...Also led the ACC with 20 TFL (fourth best in the nation) and collected 3 FFs and 1 FR
- Appeared in all 12 games (one start) as a freshman, totaling 35 tackles, 2.5 sacks and 5.5 TFL
- Named a two-time All-ACC selection

### — HIGH SCHOOL —

- Prepped at Denver South (Aurora, CO) HS and was a two-time All-State selection as a DE his junior and senior seasons, while also playing TE (senior)
- Established a Colorado state record with 57 sacks over his four seasons, with 38 coming in his final two years
- As a senior, recorded 19 sacks, 188 tackles and 2 INTs on defense...Added 38 receptions for 412 yards and 4 TDs at TE
- As a junior, recorded a combined 5 TDs off blocked kicks and fumble recoveries in addition to his 19 sacks, 109 tackles and 3 blocked punts
- Garnered All-State accolades in basketball (junior, 2003) and competed in track and field, qualifying for the state meet in both discus and shot put



# 93 CALAIS CAMPBELL



## — CAMPBELL'S COMMUNITY IMPACT —

- Along with his seven siblings, founded the Charles Richard Campbell Foundation, named for and in honor of his father, aimed at supporting disadvantaged youth to reach their full potential...Leads work with the CRC Foundation including the CRC Reading Program, National Guard Kids Camp and Calais' Kroc Stars, in addition to numerous annual fundraising and donation efforts...For more information on Calais' foundation, visit: [thecrcfoundation.org/scholarship/](http://thecrcfoundation.org/scholarship/)
- Through his foundation, annually awards a \$10,000 scholarship to a college-bound African-American high school senior
- Has donated over \$30,000 to Phoenix and Jacksonville-area nonprofits through the Cheer for a Cause program in which the CRC Foundation donates a dollar amount in accordance with Campbell's on-field performance to the charity of a Campbell jersey-wearing fan's choosing
- In partnership with the Salvation Army Ray & Joan Kroc Center of Phoenix, established the Calais' Kroc Stars after-school program, which provided a multitude of enrichment programs and meals after school for Phoenix-area students
- Established the CRC After School program, which provides evening activities for Phoenix-area students 5-13, including financial literacy, college preparation, career education and leadership
- Donated \$30,000 to his alma mater, South High School in Denver, to help with the process of switching its nickname from the Rebels to the Ravens...The money will aid in new uniforms, gym flooring and signage throughout the school.
- Participated in PSA for Ravens' and Leidos' "Tackling Opioid Addiction" campaign (2020-21)
- Joined students at Coppin Academy High School in Baltimore for a virtual discussion about racism (2020)
- Partnered with Old Spice and met with local students to discuss the film "Black Boys" (2020)
- Participated in "Mask on Maryland" Public Service Announcement (2020)
- Launched the "Charles Richard Campbell Lend-A-Hand Fund" to provide select Baltimore County households with emergency bill assistance (2020)
- Participated in the Ravens' "Register to Vote" Campaign PSA (2020)
- Involved in the "Be Safe to Stay Safe" PSA encouraging social distancing and mask wearing during the COVID-19 pandemic (2020)
- Participated in "Help Tackle Hunger" campaign PSA (2020)
- Participated in 2020 Draft-a-Thon COVID-19 relief PSA, encouraging fan donations (2020)
- Participated in live Q&A for 2020 Draft-a-Thon virtual fundraiser (2020)
- Partnered with CDC Foundation to provide 100 laptops for Baltimore city students (2020)
- In 2019, received the league's highest community honor, the NFL Water Payton Man of the Year Award...He also earned the 2019 Bart Starr Award for exceptional character, which is voted on by NFL players
- Gave \$1.6 million to his alma mater, the University of Miami, establishing the Calais Campbell Football Defensive Lineman Endowment, a full scholarship for defensive lineman on the Miami football team (2015)
- Received the 2015 Pop Warner Humanitarian Award
- Honored as the November 2014 recipient of the NFLPA Community MVP
- Selected as the Arizona Cardinals Walter Payton Man of the Year (2011, 2014)
- Had held a number of "Christmas with Calais" holiday shopping events for youth (2012, 2014-16, 2018)

## CALAIS CAMPBELL'S NFL REGULAR SEASON DEFENSIVE STATISTICS

DATE	TEAM	GP	GS	TACKLES							INTERCEPTIONS				FUMBLES			ST				MISC				
				TK	S	A	TFL	YDS	SK	YDS	QBH	NO	YDS	LG	TD	PD	FF	FR	YDS	TK	S	A	FF	FR	S	A
2008	Cardinals	16	0	21	17	4	2	2	0.0	0.0	1	0	0	0	0	1	1	0	0	8	7	1	0	0	0	0
2009	Cardinals	16	15	46	35	11	8	0	7.0	50.5	14	0	0	0	0	5	1	0	0	1	1	0	0	0	0	0
2010	Cardinals	15	15	60	46	14	13	0	6.0	49.0	7	0	0	0	0	2	0	1	0	0	0	0	0	0	0	0
2011	Cardinals	16	16	72	53	19	13	0	8.0	64.0	17	1	0	0	0	10	2	1	0	0	0	0	0	0	0	0
2012	Cardinals	13	12	63	50	13	13	0	6.5	28.0	12	0	0	0	0	6	0	0	0	0	0	0	0	0	0	0
2013	Cardinals	16	16	58	45	13	14	55	9.0	52.5	21	0	0	0	0	6	1	2	2	0	0	0	0	0	0	0
2014	Cardinals	14	14	58	48	10	16	64	7.0	50.0	11	1	23	23	0	3	1	0	0	0	0	0	0	0	0	0
2015	Cardinals	16	16	61	46	15	16	59	5.0	36.5	20	0	0	0	0	3	0	1	0	0	0	0	0	0	0	0
2016	Cardinals	16	16	53	34	19	12	61	8.0	67.5	21	1	1	1	0	6	2	3	53	0	0	0	0	0	0	0
2017	Jaguars	16	16	67	47	20	14	80	14.5	96.0	30	0	0	0	0	3	3	1	10	0	0	0	0	0	0	0
2018	Jaguars	16	16	72	53	19	20	89	10.5	73.5	22	0	0	0	0	2	1	1	0	0	0	0	0	0	0	0
2019	Jaguars	16	16	56	37	19	10	57	6.5	47.0	25	0	0	0	0	1	2	1	8	0	0	0	0	0	0	0
2020	Ravens	12	12	28	18	10	5	29	4.0	27.5	10	0	0	0	0	6	0	0	0	0	0	0	0	0	0	0
<b>NFL TOTALS</b>		<b>198</b>	<b>180</b>	<b>715</b>	<b>529</b>	<b>186</b>	<b>156</b>	<b>496</b>	<b>92.0</b>	<b>642.0</b>	<b>211</b>	<b>3</b>	<b>24</b>	<b>23</b>	<b>0</b>	<b>54</b>	<b>14</b>	<b>11</b>	<b>73</b>	<b>9</b>	<b>8</b>	<b>1</b>	<b>0</b>	<b>0</b>	<b>0</b>	<b>0</b>

# 93 CALAIS CAMPBELL

## CALAIS CAMPBELL'S NFL POSTSEASON DEFENSIVE STATISTICS

DATE	TEAM	GP	GS	TACKLES							INTERCEPTIONS					FUMBLES			ST				MISC			
				TK	S	A	TFL	YDS	SK	YDS	QBH	NO	YDS	LG	TD	PD	FF	FR	YDS	TK	S	A	FF	FR	S	A
2008	Cardinals	4	0	4	3	1	0	0	0.0	0.0	0	0	0	0	0	1	0	0	0	4	4	0	0	0	0	0
2009	Cardinals	2	1	5	5	0	0	0	0.0	0.0	2	0	0	0	0	0	0	0	0	0	0	0	0	0	0	
2014	Cardinals	1	1	4	0	4	0	0	0.0	0.0	1	0	0	0	0	0	0	0	0	0	0	0	0	0	0	
2015	Cardinals	2	2	5	1	4	0	0	0.0	0.0	0	0	0	0	0	1	0	0	0	0	0	0	0	0	0	
2017	Jaguars	3	3	11	7	4	0	0	0.0	0.0	4	0	0	0	0	0	0	0	0	0	0	0	0	0	0	
2020	Ravens	2	2	4	1	3	0	0	0.0	0.0	1	0	0	0	0	1	0	0	0	0	0	0	0	0	0	
<b>NFL TOTALS</b>		<b>14</b>	<b>9</b>	<b>33</b>	<b>17</b>	<b>16</b>	<b>0</b>	<b>0</b>	<b>0.0</b>	<b>0.0</b>	<b>8</b>	<b>0</b>	<b>0</b>	<b>0</b>	<b>0</b>	<b>3</b>	<b>0</b>	<b>0</b>	<b>0</b>	<b>4</b>	<b>4</b>	<b>0</b>	<b>0</b>	<b>0</b>	<b>0</b>	

### SINGLE-GAME HIGHS: DEFENSIVE

<b>Total Tackles</b>	11 vs. St. Louis Rams, Oct 04, 2015 ...1 more at 11.	<b>Tackles For Loss</b>	4 at Philadelphia Eagles, Oct 18, 2020 ...4 more at 4.
<b>Sacks</b>	4.0 at Houston Texans, Sep 10, 2017	<b>Interceptions</b>	1 at San Francisco 49ers, Oct 06, 2016 ...2 more at 1.
<b>Passes Defended</b>	3 vs. Cleveland Browns, Sep 13, 2020	<b>Interception Return Yards</b>	23 at Denver Broncos, Oct 05, 2014
<b>Forced Fumbles</b>	1 at Tennessee Titans, Nov 24, 2019 ...13 more at 1.	<b>Safeties</b>	1 at San Francisco 49ers, Oct 06, 2016 ...1 more at 1.
<b>Fumble Recoveries</b>	1 vs. Indianapolis Colts, Dec 29, 2019 ...10 more at 1.	<b>Special Teams Tackles</b>	2 at Seattle Seahawks, Nov 16, 2008

### 2020 GAME-BY-GAME REGULAR-SEASON STATISTICS (RAVENS)

DATE	OPPONENT	P/S	TACKLES							INTERCEPTIONS					FUMBLES			ST				MISC		W/L	SCORE			
			TK	S	A	SK	YDS	TFL	YDS	QBH	NO	YDS	LG	TD	PD	FF	FR	YDS	TK	S	A	FF	FR			S	A	
09/13	Browns	S	1	1	0	0.0	0.0	0	0	0	0	0	0	0	3	0	0	0	0	0	0	0	0	0	0	W	38-6	
09/20	at Texans	S	5	2	3	1.0	4.5	1	0	3	0	0	0	0	0	0	0	0	0	0	0	0	0	0	0	W	33-16	
09/28	Chiefs	S	4	2	2	0.0	0.0	0	0	0	0	0	0	0	1	0	0	0	0	0	0	0	0	0	0	L	20-34	
10/04	at Washington	S	4	2	2	0.0	0.0	0	0	2	0	0	0	0	1	0	0	0	0	0	0	0	0	0	0	W	31-17	
10/11	Bengals	S	2	2	0	0.0	0.0	0	0	1	0	0	0	0	0	0	0	0	0	0	0	0	0	0	0	W	27-3	
10/18	at Eagles	S	5	4	1	3.0	23.0	4	29	4	0	0	0	0	0	0	0	0	0	0	0	0	0	0	0	W	30-28	
11/01	Steelers	S	2	2	0	0.0	0.0	0	0	0	0	0	0	0	1	0	0	0	0	0	0	0	0	0	0	L	24-28	
11/08	at Colts	S	1	0	1	0.0	0.0	0	0	0	0	0	0	0	0	0	0	0	0	0	0	0	0	0	0	W	24-10	
11/15	at Patriots										ON INACTIVE LIST															L	17-23	
11/22	Titans										ON INACTIVE LIST																L	24-30+
12/02	at Steelers										RESERVE/COVID-19																L	14-19
12/08	Cowboys	S	2	2	0	0.0	0.0	0	0	0	0	0	0	0	0	0	0	0	0	0	0	0	0	0	0	0	W	34-17
12/14	at Browns	S	1	0	1	0.0	0.0	0	0	0	0	0	0	0	0	0	0	0	0	0	0	0	0	0	0	0	W	47-42
12/20	Jaguars										ON INACTIVE LIST															W	40-14	
12/27	Giants	S	1	1	0	0.0	0.0	0	0	0	0	0	0	0	0	0	0	0	0	0	0	0	0	0	0	0	W	27-13
01/03	at Bengals	S	0	0	0	0.0	0.0	0	0	0	0	0	0	0	0	0	0	0	0	0	0	0	0	0	0	0	W	38-3
<b>2020 TOTALS</b>		<b>12-12</b>	<b>28</b>	<b>18</b>	<b>10</b>	<b>4.0</b>	<b>27.5</b>	<b>5</b>	<b>29</b>	<b>10</b>	<b>0</b>	<b>0</b>	<b>0</b>	<b>0</b>	<b>6</b>	<b>0</b>	<b>0</b>	<b>0</b>	<b>0</b>	<b>0</b>	<b>0</b>	<b>0</b>	<b>0</b>	<b>0</b>	<b>0</b>	<b>0</b>	<b>11-5</b>	

+ - Overtime

### 2020 GAME-BY-GAME POSTSEASON STATISTICS (RAVENS)

DATE	OPPONENT	P/S	TACKLES							INTERCEPTIONS					FUMBLES			ST				MISC		W/L	SCORE			
			TK	S	A	SK	YDS	TFL	YDS	QBH	NO	YDS	LG	TD	PD	FF	FR	YDS	TK	S	A	FF	FR			S	A	
01/10	at Titans	S	2	1	1	0.0	0.0	0	0	1	0	0	0	0	0	0	0	0	0	0	0	0	0	0	0	0	W	20-13
01/16	at Bills	S	2	0	2	0.0	0.0	0	0	0	0	0	0	0	1	0	0	0	0	0	0	0	0	0	0	0	L	3-17
<b>2020 TOTALS</b>		<b>2-2</b>	<b>4</b>	<b>1</b>	<b>3</b>	<b>0.0</b>	<b>0.0</b>	<b>0</b>	<b>0</b>	<b>1</b>	<b>0</b>	<b>0</b>	<b>0</b>	<b>0</b>	<b>1</b>	<b>0</b>	<b>0</b>	<b>0</b>	<b>0</b>	<b>0</b>	<b>0</b>	<b>0</b>	<b>0</b>	<b>0</b>	<b>0</b>	<b>1-1</b>		





# 36

# CHUCK CLARK

**SAFETY**

6-0 | 205

COLLEGE: VIRGINIA TECH

BORN: 4/19/95, SUFFOLK, VA

EXP. (NFL/RAVENS): 5/5

GP/GS (PLAYOFFS): 63/30 (4/3)



### — KEY TRANSACTIONS —

- Signed a three-year contract extension (through 2023) with the Ravens on 2/10/20
- Chuck Clark was selected by the Ravens in the sixth round (186th overall) of the 2017 NFL Draft

### — CAREER HIGHLIGHTS —

- Started in all 16 games in 2020 and produced a career-high 96 tackles (57 solo), 1.5 sacks, 3 TFL, 4 QBHs and 3 FRs, one of which he returned 65 yards for a TD...Helped guide the NFL's No. 2 scoring defense (18.9 ppg) and No. 2 third-down defense (34.0%)...Also notched 2 of Baltimore's league-leading 25 FFs
- Recorded 3 solo tackles, 1 PD and 2 FRs – including a 65-yard TD return off a CB Marcus Peters strip – in the 24-10 win at Ind. (11/8/20)...The FR-TD marked Clark's first-career D-TD, and the 65-yard return was the second longest in franchise history (Marlon Humphrey, 70 yards, 11/3/19 vs. NE)
- In 2019, totaled team and career highs in tackles (68), adding 1 sack, 1 INT, 9 PD and 2 FF...Helped the Ravens' defense rank No. 3 in points (17.6) and No. 4 in yards (300.6) allowed per game
- Recorded 7 tackles, including his first-career sack that also forced a fumble, in the 20-17 win vs. SF (12/1/19)
- Returned his first-career INT 5 yards, helping set up a game-tying TD drive in the third quarter at KC (12/9/18)

### — PERSONAL —

- Looked up to NFL safeties Sean Taylor and Brian Dawkins when he was younger...One of his favorite current players is S Tyrann Mathieu
- He and his wife, Aysha, welcomed their first child, Charleé Reign Clark, in October of 2019
- Blueberry pancakes and blueberry donuts are two of his favorite foods
- Following football, would like to pursue a career working to help guide and counsel troubled teens
- Graduated with a human development degree and minor in sociology from Virginia Tech

### 2020: (BALTIMORE RAVENS – 16/16, 2/2)

- Started in all 16 games and produced a career-high 96 tackles (57 solo), 1.5 sacks, 3 TFL, 4 QBHs and 3 FRs, one of which he returned 65 yards for a TD...Helped guide the NFL's No. 2 scoring defense (18.9 ppg) and No. 2 third-down defense (34.0%)...Also notched 2 of Baltimore's league-leading 25 FFs

- Posted 3 tackles (2 solo) in the 20-13 Wild Card Playoff win at Ten. (1/10/21)...Baltimore limited Tennessee to 4-of-12 (33%) on third down and held Derrick Henry to 40 rushing yards on 18 carries (2.2 ypc)
- Registered 4 tackles (3 solo), 1 INT and 1 PD in the 38-3 win at Cin. (1/3/21), helping limit the Bengals' passing attack to 48 yards, marking the fewest net passing yards allowed in Ravens single-game franchise history...The defense held starting QB Brandon Allen to a passer rating of 0.0, marking the third time in franchise history that feat has been accomplished (Nathan Peterman – 9/9/18; Eli Manning 12/12/04)...Baltimore registered its fifth-consecutive victory to earn the franchise's third-straight playoff berth
- Led the team with 9 tackles (4 solo) in the 47-42 win at Cle. (12/14)
- Produced a career-high 13 tackles (5 solo) and 1 TFL at Pit. (12/2)...Also helped stop Pittsburgh short of the end zone on 3-of-4 goal-to-go possessions
- Totaled 7 tackles (5 solo), including a key third-down stop in the fourth quarter to force a three-and-out, at NE (11/15)
- Recorded 3 solo tackles, 1 PD and 2 FRs – including a 65-yard TD return off a CB Marcus Peters strip – in the 24-10 win at Ind. (11/8)...The FR-TD marked Clark's first-career D-TD, and the 65-yard return was the second longest in Ravens franchise history (Marlon Humphrey, 70 yards, 11/3/19 vs. NE)...Baltimore's defense pitched a second-half shutout to help secure the team's 10th-consecutive road victory
- Tied (LB Patrick Queen) for the team lead with 9 tackles (5 solo), adding 1 sack and 2 QBHs in the 27-3 vs. Cin. (10/11)...Baltimore had five different DBs record at least 1 sack, marking the first time in NFL history that this feat has been accomplished
- Produced 6 tackles (4 solo) and helped limit Washington to 4-of-13 (31%) on third down in the 31-17 win at Was. (10/4)
- Finished with a team-high 10 tackles (6 solo) and produced a FF on the Chiefs' first possession of the second half vs. KC (9/28)...It was his second forced fumble in the first three games of the season, already tying his single-season career-high mark set in 2019
- Notched 6 tackles (4 solo) and a half-sack in the 33-16 win at Hou. (9/20)...Also helped limit the Texans' offense to 5-of-14 (36%) on third down, en route to Baltimore's 14th-consecutive regular season victory
- Finished with 6 tackles (4 solo) and forced a goal-to-go fumble of RB Kareem Hunt in the season-opening win vs. Cle. (9/13)...Baltimore's defense limited Cleveland to 0-for-3 on fourth down and 3-of-12 (25%) on third down

# 36 CHUCK CLARK

## 2019: (BALTIMORE RAVENS – 16/12, 1/1)

- Totaled a team-high 68 tackles, 1 sack (-8 yards), 1 INT, 9 PD and 2 FF in 2019...Helped Baltimore's defense rank No. 3 in points (17.6) and No. 4 in yards (300.6) allowed per game
- Posted a team-leading 9 tackles for a defense that allowed a season-low 168 yards in the 28-10 victory vs. Pit. (12/29)
- Registered a career-high 4 PD in the win at Cle. (12/22), helping clinch the franchise's first-ever No. 1 playoff seed
- Recorded his first INT of the season (and second of his career) in the 42-21 win vs. NYJ (12/12)
- Recorded a game-high 7 tackles, including his first-career sack (-8 yards) that also forced a fumble, in the win vs. SF (12/1)...His FF was recovered by DT Brandon Williams and set up TE Mark Andrews' 20-yard TD catch on the ensuing drive
- Tallied 5 tackles and 1 PD, helping limit the Texans to 232 total yards in the 41-7 victory vs. Hou. (11/17)
- Totaled 7 tackles and his first-career FF (recovered by S Earl Thomas III) in the 49-13 win at Cin. (11/10)
- Posted a career-high 7 tackles and his second PD of the season in the 30-16 win at Sea. (10/20)
- In his third-career start, posted 3 tackles for a defense that limited the Bengals to 250 yards in the win vs. Cin. (10/13)
- Part of a defense that allowed just 269 total yards in the 26-23 OT victory at Pit. (10/6)
- In his second-career start, posted 6 tackles at KC (9/22)
- Part of a defense that held the Cardinals to just 20 rushing yards and 2-of-11 (18%) on third down in the 23-17 win vs. Ari. (9/15)
- Posted 1 tackle and 1 PD for a defense that allowed just 200 yards of offense in the season-opening victory at Mia. (9/8)

## 2018: (BALTIMORE RAVENS– 16/1, 1/0)

- Finished second on the team with 8 special teams tackles...Also tallied 14 tackles from scrimmage, 1 PD and 1 INT for the league's No. 1 overall (292.9 ypg) and No. 2 scoring (17.9 ppg) defense
- Returned his first-career INT 5 yards, helping set up a game-tying TD drive in the third quarter at KC (12/9)...Also posted 4 tackles (2 solo)

- In his first-career start, recorded 4 tackles (3 solo) in the 26-16 win at Atl. (12/2), helping limit the Falcons to just 97 passing yards and 131 overall
- Posted 3 tackles (2 solo) for a defense that limited the Raiders to 249 total yards in the victory vs. Oak. (11/25)...Oakland was also 3-of-13 (23%) on third down...Saw action for 27 snaps on defense, replacing injured S Tony Jefferson (ankle)
- Played 22 snaps on special teams and recorded 1 solo tackle for a defense that held the Broncos to just 173 passing yards in the win vs. Den. (9/23)

## 2017: (BALTIMORE RAVENS – 15/0)

- Produced 8 special teams tackles while adding 5 tackles from scrimmage (all solo) and 2 PD for a unit that led the league in both takeaways (34) and interceptions (22)
- Recorded a career-best 2 tackles from scrimmage vs. (12/31)
- Notched his first-career special teams tackle in a 24-10 win vs. Cle. (9/17)
- In his first-career game, saw action on special teams and for a defense that forced 5 turnovers (4 INTs and 1 FR) and posted the 11th shutout in franchise history in the 20-0, season-opening victory at Cin. (9/10)

### — COLLEGE —

- Finished third on the team with 94 total tackles, adding 2 PD and 1 FF en route to earning first-team All-ACC honors by *Pro Football Focus* and honorable mention All-ACC by ACSMA
- As a junior, tallied a career-high 107 tackles (65 solo), including 3 TFL and 1 sack...Added 1 INT, 9 PD and 1 FR
- Produced 22 tackles from scrimmage as a true freshman...Selected to the All-ACC Academic Team

### — HIGH SCHOOL —

- Prepped at King's Fork (Suffolk, VA) HS, where he was tabbed second-team All-State as a senior (2012) and garnered first-team All-Region, All-District and All-Tidewater honors as a junior and senior...Was named the Southeastern District Defensive Player of the Year both his junior and senior seasons
- As a senior, tallied 57 tackles and 4 INTs (3 returned for TDs)...Also returned 6 punts for 188 yards and 1 TD...Recorded 58 tackles and 5 FRs as a junior, in addition to rushing for 788 yards and 6 TDs



# 36 CHUCK CLARK



## — CLARK'S COMMUNITY IMPACT —

- Joined teammates to converse and play games (virtually) during the Ravens' A Purple Evening, the team's annual event dedicated to female fans (2020)
- Shared words of encouragement for youth athletes who missed their sports season due to the pandemic (2020)
- Attended the Ravens annual Holiday Helpers event at Target to shop for gifts with Baltimore youth in need (2018-19)
- Joined teammate Brandon Carr in supporting breast cancer patients with custom fitted wigs (2019)
- Alongside teammates, participated in the St. John Baptist 5K Run, Walk and Roll/Walk for Bobbi Engram Foundation, hosted by tight ends coach Bobby Engram (2019)
- Alongside teammates, attended the inaugural Bradley and Nikki Bozeman Foundation Halloween Costume Party in support of the foundation's anti-bullying initiative (2019)
- Participated in the organization-wide day of service, Caw to Action – a celebration of the NFL's Huddle for 100 initiative (2019)
- Participated in Anthony Levine Sr.'s 10th Annual Home Run Derby & Softball Game with Ravens teammates (2019)
- Assisted with director of player engagement Jameel McClain's 53 Families Foundation Football & Fitness Clinic (2019)
- Participated in the Ravens' Signature Project with M&T Bank to renovate the facility and visit with children at the Webster Kendrick Boys & Girls Club in Baltimore (2019)
- Helped promote PLAY 60, the NFL movement for an active generation, by participating in the team's PLAY 60 All Abilities Clinic with over 100 athletes from Special Olympics Maryland (2019), participating in the PLAY 60 Caravan at Rodgers Forge Elementary School (2018), Hometown Huddle, a day of play at the UA House in downtown Baltimore (2018) and an assembly at Sudbrook Middle School (2017)
- Helped build HOPE kits with teammate Brandon Carr at the Under Armour Performance Center, which were sent to breast cancer patients at Johns Hopkins and Medstar Union Memorial Hospital (2018)
- Joined the 2017 rookie class at the Helping Up Mission men's shelter in Baltimore City, visiting with and serving dinner to residents (2017)

### CHUCK CLARK'S NFL REGULAR SEASON DEFENSIVE STATISTICS

DATE	TEAM	GP	GS	TACKLES							INTERCEPTIONS					FUMBLES			ST					MISC		
				TK	S	A	TFL	YDS	SK	YDS	QBH	NO	YDS	LG	TD	PD	FF	FR	YDS	TK	S	A	FF	FR	S	A
2017	Ravens	15	0	5	5	0	0	0	0.0	0.0	0	0	0	0	0	2	0	0	0	8	7	1	0	0	0	0
2018	Ravens	16	2	13	10	3	0	0	0.0	0.0	0	1	5	5	0	1	0	0	0	8	6	2	0	0	0	0
2019	Ravens	16	12	68	43	25	2	5	1.0	8.0	3	1	12	12	0	9	2	0	0	5	2	3	0	0	0	0
2020	Ravens	16	16	96	57	39	3	9	1.5	11.0	4	1	0	0	0	4	2	3	66	0	0	0	0	0	0	0
<b>NFL TOTALS</b>		<b>63</b>	<b>30</b>	<b>182</b>	<b>115</b>	<b>67</b>	<b>5</b>	<b>14</b>	<b>2.5</b>	<b>19.0</b>	<b>7</b>	<b>3</b>	<b>17</b>	<b>12</b>	<b>0</b>	<b>16</b>	<b>4</b>	<b>3</b>	<b>66</b>	<b>21</b>	<b>15</b>	<b>6</b>	<b>0</b>	<b>0</b>	<b>0</b>	<b>0</b>

### CHUCK CLARK'S NFL POSTSEASON DEFENSIVE STATISTICS

DATE	TEAM	GP	GS	TACKLES							INTERCEPTIONS					FUMBLES			ST					MISC		
				TK	S	A	TFL	YDS	SK	YDS	QBH	NO	YDS	LG	TD	PD	FF	FR	YDS	TK	S	A	FF	FR	S	A
2018	Ravens	1	0	0	0	0	0	0	0.0	0.0	0	0	0	0	0	0	0	0	0	0	0	0	0	0	0	0
2019	Ravens	1	1	2	1	1	0	0	0.0	0.0	0	0	0	0	0	0	0	0	0	0	0	0	0	0	0	0
2020	Ravens	2	2	7	4	3	1	0	0.0	0.0	0	0	0	0	0	0	0	0	0	0	0	0	0	0	0	0
<b>NFL TOTALS</b>		<b>4</b>	<b>3</b>	<b>9</b>	<b>5</b>	<b>4</b>	<b>1</b>	<b>0</b>	<b>0.0</b>	<b>0.0</b>	<b>0</b>	<b>0</b>	<b>0</b>	<b>0</b>	<b>0</b>	<b>0</b>	<b>0</b>	<b>0</b>	<b>0</b>	<b>0</b>	<b>0</b>	<b>0</b>	<b>0</b>	<b>0</b>	<b>0</b>	<b>0</b>

### SINGLE-GAME HIGHS: DEFENSIVE

**Total Tackles** 13 at Pittsburgh Steelers, Dec 02, 2020  
**Sacks** 1.0 vs. Cincinnati Bengals, Oct 11, 2020  
 ...1 more at 1.0.  
**Passes Defensed** 4 at Cleveland Browns, Dec 22, 2019  
**Forced Fumbles** 1 vs. Kansas City Chiefs, Sep 28, 2020  
 ...3 more at 1.  
**Fumble Recoveries** 2 at Indianapolis Colts, Nov 08, 2020

**Tackles For Loss** 1 at Pittsburgh Steelers, Dec 02, 2020  
 ...4 more at 1.  
**Interceptions** 1 at Cincinnati Bengals, Jan 03, 2021  
 ...2 more at 1.  
**Interception Return Yards** 12 vs. New York Jets, Dec 12, 2019  
**Special Teams Tackles** 2 vs. Buffalo Bills, Sep 09, 2018

# 36 CHUCK CLARK

## 2020 GAME-BY-GAME REGULAR-SEASON STATISTICS [RAVENS]

DATE	OPPONENT	P/S	TACKLES							INTERCEPTIONS					FUMBLES			ST					MISC		W/L	SCORE	
			TK	S	A	SK	YDS	TFL	YDS	QBH	NO	YDS	LG	TD	PD	FF	FR	YDS	TK	S	A	FF	FR	S			A
09/13	Browns	S	6	4	2	0.0	0.0	0	0	0	0	0	0	0	0	1	0	0	0	0	0	0	0	0	0	W	38-6
09/20	at Texans	S	6	4	2	0.5	4.0	0	0	1	0	0	0	0	0	0	0	0	0	0	0	0	0	0	W	33-16	
09/28	Chiefs	S	10	6	4	0.0	0.0	0	0	0	0	0	0	0	1	0	0	0	0	0	0	0	0	0	L	20-34	
10/04	at Washington	S	6	3	3	0.0	0.0	0	0	0	0	0	0	0	0	0	0	0	0	0	0	0	0	0	W	31-17	
10/11	Bengals	S	9	5	4	1.0	7.0	1	7	2	0	0	0	0	0	0	0	0	0	0	0	0	0	0	W	27-3	
10/18	at Eagles	S	3	2	1	0.0	0.0	0	0	0	0	0	0	0	0	1	1	0	0	0	0	0	0	0	W	30-28	
11/01	Steelers	S	2	2	0	0.0	0.0	1	1	0	0	0	0	0	0	0	0	0	0	0	0	0	0	0	L	24-28	
11/08	at Colts	S	3	3	0	0.0	0.0	0	0	0	0	0	0	0	1	0	2	65	0	0	0	0	0	0	W	24-10	
11/15	at Patriots	S	7	5	2	0.0	0.0	0	0	0	0	0	0	0	0	0	0	0	0	0	0	0	0	0	L	17-23	
11/22	Titans	S	5	4	1	0.0	0.0	0	0	0	0	0	0	0	0	0	0	0	0	0	0	0	0	0	L	24-30+	
12/02	at Steelers	S	13	5	8	0.0	0.0	1	1	0	0	0	0	0	0	0	0	0	0	0	0	0	0	0	L	14-19	
12/08	Cowboys	S	5	1	4	0.0	0.0	0	0	0	0	0	0	0	0	0	0	0	0	0	0	0	0	0	W	34-17	
12/14	at Browns	S	10	5	5	0.0	0.0	0	0	0	0	0	0	0	0	0	0	0	0	0	0	0	0	0	W	47-42	
12/20	Jaguars	S	3	2	1	0.0	0.0	0	0	0	0	0	0	0	0	0	0	0	0	0	0	0	0	0	W	40-14	
12/27	Giants	S	4	3	1	0.0	0.0	0	0	1	0	0	0	0	1	0	0	0	0	0	0	0	0	0	W	27-13	
01/03	at Bengals	S	4	3	1	0.0	0.0	0	0	0	1	0	0	0	2	0	0	0	0	0	0	0	0	0	W	38-3	
<b>2020 TOTALS</b>		<b>16-16</b>	<b>96</b>	<b>57</b>	<b>39</b>	<b>1.5</b>	<b>11.0</b>	<b>3</b>	<b>9</b>	<b>4</b>	<b>1</b>	<b>0</b>	<b>0</b>	<b>0</b>	<b>4</b>	<b>2</b>	<b>3</b>	<b>66</b>	<b>0</b>	<b>0</b>	<b>0</b>	<b>0</b>	<b>0</b>	<b>0</b>	<b>11-5</b>		


+ - Overtime

## 2020 GAME-BY-GAME POSTSEASON STATISTICS [RAVENS]

DATE	OPPONENT	P/S	TACKLES							INTERCEPTIONS					FUMBLES			ST					MISC		W/L	SCORE
			TK	S	A	SK	YDS	TFL	YDS	QBH	NO	YDS	LG	TD	PD	FF	FR	YDS	TK	S	A	FF	FR	S		
01/10	at Titans	S	3	2	1	0.0	0.0	0	0	0	0	0	0	0	0	0	0	0	0	0	0	0	0	0	W	20-13
01/16	at Bills	S	4	2	2	0.0	0.0	1	0	0	0	0	0	0	0	0	0	0	0	0	0	0	0	0	L	3-17
<b>2020 TOTALS</b>		<b>2-2</b>	<b>7</b>	<b>4</b>	<b>3</b>	<b>0.0</b>	<b>0.0</b>	<b>1</b>	<b>0</b>	<b>0</b>	<b>0</b>	<b>0</b>	<b>0</b>	<b>0</b>	<b>0</b>	<b>0</b>	<b>0</b>	<b>0</b>	<b>0</b>	<b>0</b>	<b>0</b>	<b>0</b>	<b>0</b>	<b>0</b>	<b>1-1</b>	







# 63 TRYSTAN COLON

CENTER/GUARD  
6-3 | 313

COLLEGE: MISSOURI  
BORN: 3/23/98, WEBB CITY, MO  
EXP. (NFL/RAVENS): 2/2 GP/GS (PLAYOFFS): 2/2



### — KEY TRANSACTIONS —

- Signed to Baltimore's 53-man roster from the practice squad on 10/12/20
- Activated from the practice squad (standard elevation) on 10/10/20 (vs. Cin.)
- Signed to the Ravens' practice squad on 9/6/20
- Waived by Baltimore on 9/5/20
- Signed with the Ravens as a undrafted rookie free agent on 4/30/20

### — CAREER HIGHLIGHTS —

- Started at center in two games during his rookie campaign in 2020, filling in for C Patrick Mekari...Helped block for the NFL's No. 1 rushing attack (191.9 ypg), which produced the third-most yards (3,071) ever in a 16-game NFL season...Baltimore owned the seventh-best scoring offense (29.3 ppg) and fourth-best third-down offense (48.8%)...The Ravens also tallied a franchise-record 24 rushing TDs
- Started at center in place of the injured C Patrick Mekari (back) and helped block for an offense that totaled a franchise-record 404 rushing yards in the 38-3 win at Cin. (1/3/21)...The 404 rushing yards stand as the fourth most in an NFL game since 1950 and the second most since the 1970 merger
- Started at center in his NFL debut, seeing all 54 offensive snaps at Pit. (12/2/20)

### — PERSONAL —

- In 2016, impressed Missouri coaches with his dedication in the weight room and was awarded the team's Lifter of the Year award at the postseason honors banquet
- Chose Mizzou over offers from Iowa State, Minnesota, Illinois and Rutgers

### 2020: (BALTIMORE RAVENS – 2/2, 0/0)

- Started at center in two games during his rookie campaign, filling in for C Patrick Mekari...Helped block for the NFL's No. 1 rushing attack (191.9 ypg), which produced the third-most yards (3,071) ever in a 16-game NFL season...Baltimore owned the seventh-best scoring offense (29.3 ppg) and fourth-best third-down offense (48.8%)...The Ravens also tallied a franchise-record 24 rushing TDs

- Started at center in place of the injured C Patrick Mekari (back) and helped block for an offense that totaled a franchise-record 404 rushing yards in the 38-3 win at Cin. (1/3/21)...The 404 rushing yards stand as the fourth most in an NFL game since 1950 and the second most since the 1970 merger...Baltimore registered its fifth-consecutive victory to earn the franchise's third-straight playoff berth
- Started at center in his NFL debut, seeing all 54 offensive snaps at Pit. (12/2/20)

### — COLLEGE —

- A three-year starter (2017-19) at center who was heralded for his leadership, strength and durability as an anchor of Missouri's offensive line...Started all 38 games of his career before declaring for the NFL Draft following his junior year
- Started all 12 contests in 2019 and was part of an O-line that helped the Tigers' rushing attack average 151.7 ypg
- Started all 13 games at center in 2018 and was a key performer for an O-line that helped the offense rank 13th nationally (third in the SEC) in total offense (481.8 avg.), 18th nationally (third in the SEC) in scoring (36.6 ppg) and 18th nationally (third in the SEC) in third-down conversions (46.4)...The Tigers also ranked sixth nationally (first in the SEC) in fewest TFL allowed (4.0 avg.) and eighth nationally (first in the SEC) in fewest sacks allowed (1.0 avg.)
- Earned SEC All-Freshman honors after starting all 13 games at center in his first year (2017) of game action...Was also named the team's 2017 Team Underclassman Leadership Award recipient...Mizzou led the SEC (eighth nationally) in total offense (502.2 ypg) for the second-straight season...The O-line led the country in fewest TFL allowed (2.85 avg.) for the second-straight season and led the SEC (fifth nationally) in fewest sacks allowed (1.00 avg.)
- Redshirted in 2016
- Majored in parks, recreation and sport

### — HIGH SCHOOL —

- Prepped at Webb City (MO) HS, helping the football team capture three state championships
- Was a multi-sport athlete who also played basketball

### TRYSTAN COLON'S NFL REGULAR SEASON STATISTICS

DATE	TEAM	GP	GS
2020	Ravens	2	2
<b>NFL TOTALS</b>		<b>2</b>	<b>2</b>

# 63 TRYSTAN COLON

## TRYSTAN COLON'S NFL POSTSEASON STATISTICS

DATE	TEAM	GP	GS
2020	Ravens	0	0
<b>NFL TOTALS</b>		<b>0</b>	<b>0</b>

## 2020 GAME-BY-GAME REGULAR-SEASON STATISTICS [RAVENS]

DATE	OPPONENT	P/S		W/L	SCORE
09/13	Browns		PRACTICE SQUAD	W	38-6
09/20	at Texans		PRACTICE SQUAD	W	33-16
09/28	Chiefs		PRACTICE SQUAD	L	20-34
10/04	at Washington		PRACTICE SQUAD	W	31-17
10/11	Bengals		ON INACTIVE LIST	W	27-3
10/18	at Eagles		ON INACTIVE LIST	W	30-28
11/01	Steelers		ON INACTIVE LIST	L	24-28
11/08	at Colts		DID NOT PLAY (NON-INJURY)	W	24-10
11/15	at Patriots		DID NOT PLAY (NON-INJURY)	L	17-23
11/22	Titans		DID NOT PLAY (NON-INJURY)	L	24-30+
12/02	at Steelers	S		L	14-19
12/08	Cowboys		ON INACTIVE LIST	W	34-17
12/14	at Browns		ON INACTIVE LIST	W	47-42
12/20	Jaguars		ON INACTIVE LIST	W	40-14
12/27	Giants		ON INACTIVE LIST	W	27-13
01/03	at Bengals	S		W	38-3
<b>2020 TOTALS</b>		<b>2-2</b>		<b>11-5</b>	

+ - Overtime

## 2020 GAME-BY-GAME POSTSEASON STATISTICS [RAVENS]

DATE	OPPONENT	P/S		W/L	SCORE
01/10	at Titans		DID NOT PLAY (NON-INJURY)	W	20-13
01/16	at Bills		DID NOT PLAY (NON-INJURY)	L	3-17
<b>2020 TOTALS</b>		<b>0-0</b>		<b>1-1</b>	







# 97 AARON CRAWFORD

COLLEGE: NORTH CAROLINA  
 DEFENSIVE TACKLE BORN: 11/4/97, ASHBURN, VA  
 6-1 | 315 EXP. (NFL/RAVENS): 2/2 GP/GS (PLAYOFFS): 1/0



## — KEY TRANSACTIONS —

- Signed a Reserve/Future contract with Baltimore on 1/18/21
- Was activated from the practice squad (COVID replacement elevation) on 12/2/20 at Pit.
- Signed to the Ravens' practice squad on 9/6/20
- Waived by Baltimore on 9/5/20
- Originally signed with the Ravens as a undrafted rookie free agent on 5/7/20

## — CAREER HIGHLIGHTS —

- Has logged one game in his career, seeing 21 defensive snaps and posting 1 tackle at Pit. (12/2/20)

## — PERSONAL —

- Says his parents, Booker and Robin Berry-Crawford, have had the biggest impact on his life

## 2020: (BALTIMORE RAVENS – 1/0, 0/0)

- Made his NFL debut, seeing 21 defensive snaps and posting 1 tackle at Pit. (12/2)

## — COLLEGE —

- Played in 42 games (35 starts) on the Tar Heels' defensive line, registering 128 tackles (51 solo), 15.5 TFL, 7 sacks, 1 FF and 1 FR
- Started all 13 games as a senior and earned All-ACC honorable mention honors after recording 50 tackles (23 solo) and 3 sacks

- Added 9 TFL, which tied for second most on the team...His 91.2 run defense grade was the best among Power 5 interior D-linemen, according to Pro Football Focus
- In 2018, appeared in only two games after suffering an injury in fall camp
- As a sophomore in 2017, started all 12 games at DT and tallied 29 tackles (12 solo), 5 TFL, 3 sacks and 1 FR
- Played in all 13 games (10 starts) as a redshirt freshman and finished with 42 tackles (15 solo), 1.5 TFL and 1 sack...Made a career-high 10 tackles (5 solo) and earned his first-career sack in a 41-7 win vs. The Citadel
- In 2015, granted a medical redshirt after playing in just two games before suffering a season-ending knee injury
- Earned bachelor's degrees in economics and management and society

## — HIGH SCHOOL —

- Prepped at Stone Bridge (Ashburn, VA) HS, earning first-team 5A All-State honors and All-Metro honorable mention as a senior
- Collected 69 total tackles and 8 sacks as a junior, helping his team reach the Virginia 5A North Region Semifinals
- Finished third in Virginia state wrestling championships as a junior in high school

### AARON CRAWFORD'S NFL REGULAR SEASON DEFENSIVE STATISTICS

DATE	TEAM	GP	GS	TACKLES							QBH	INTERCEPTIONS					FUMBLES			ST				MISC						
				TK	S	A	TFL	YDS	SK	YDS		NO	YDS	LG	TD	PD	FF	FR	YDS	TK	S	A	FF	FR	S	A				
2020	Ravens	1	0	1	0	1	0	0	0.0	0.0	0	0	0	0	0	0	0	0	0	0	0	0	0	0	0	0	0	0	0	0
<b>NFL TOTALS</b>		<b>1</b>	<b>0</b>	<b>1</b>	<b>0</b>	<b>1</b>	<b>0</b>	<b>0</b>	<b>0.0</b>	<b>0.0</b>	<b>0</b>	<b>0</b>	<b>0</b>	<b>0</b>	<b>0</b>	<b>0</b>	<b>0</b>	<b>0</b>	<b>0</b>	<b>0</b>	<b>0</b>	<b>0</b>	<b>0</b>	<b>0</b>	<b>0</b>	<b>0</b>	<b>0</b>	<b>0</b>	<b>0</b>	

### AARON CRAWFORD'S NFL POSTSEASON DEFENSIVE STATISTICS

DATE	TEAM	GP	GS	TACKLES							QBH	INTERCEPTIONS					FUMBLES			ST				MISC						
				TK	S	A	TFL	YDS	SK	YDS		NO	YDS	LG	TD	PD	FF	FR	YDS	TK	S	A	FF	FR	S	A				
2020	Ravens	0	0	0	0	0	0	0	0.0	0.0	0	0	0	0	0	0	0	0	0	0	0	0	0	0	0	0	0	0	0	0
<b>NFL TOTALS</b>		<b>0</b>	<b>0</b>	<b>0</b>	<b>0</b>	<b>0</b>	<b>0</b>	<b>0</b>	<b>0.0</b>	<b>0.0</b>	<b>0</b>	<b>0</b>	<b>0</b>	<b>0</b>	<b>0</b>	<b>0</b>	<b>0</b>	<b>0</b>	<b>0</b>	<b>0</b>	<b>0</b>	<b>0</b>	<b>0</b>	<b>0</b>	<b>0</b>	<b>0</b>	<b>0</b>	<b>0</b>	<b>0</b>	

# 97 AARON CRAWFORD

## 2020 GAME-BY-GAME REGULAR-SEASON STATISTICS [RAVENS]

DATE	OPPONENT	P/S	TACKLES							INTERCEPTIONS					FUMBLES			ST				MISC		W/L	SCORE		
			TK	S	A	SK	YDS	TFL	YDS	QBH	NO	YDS	LG	TD	PD	FF	FR	YDS	TK	S	A	FF	FR			S	A
09/13	Browns																									W	38-6
09/20	at Texans																									W	33-16
09/28	Chiefs																									L	20-34
10/04	at Washington																									W	31-17
10/11	Bengals																									W	27-3
10/18	at Eagles																									W	30-28
11/01	Steelers																									L	24-28
11/08	at Colts																									W	24-10
11/15	at Patriots																									L	17-23
11/22	Titans																									L	24-30+
12/02	at Steelers	P	1	0	1	0.0	0.0	0	0	0	0	0	0	0	0	0	0	0	0	0	0	0	0	0	0	L	14-19
12/08	Cowboys																									W	34-17
12/14	at Browns																									W	47-42
12/20	Jaguars																									W	40-14
12/27	Giants																									W	27-13
01/03	at Bengals																									W	38-3
<b>2020 TOTALS</b>		<b>1-0</b>	<b>1</b>	<b>0</b>	<b>1</b>	<b>0.0</b>	<b>0.0</b>	<b>0</b>	<b>0</b>	<b>0</b>	<b>0</b>	<b>0</b>	<b>0</b>	<b>0</b>	<b>0</b>	<b>0</b>	<b>0</b>	<b>0</b>	<b>0</b>	<b>0</b>	<b>0</b>	<b>0</b>	<b>0</b>	<b>0</b>	<b>0</b>	<b>11-5</b>	

+ - Overtime

## 2020 GAME-BY-GAME POSTSEASON STATISTICS [RAVENS]

DATE	OPPONENT	P/S	TACKLES							INTERCEPTIONS					FUMBLES			ST				MISC		W/L	SCORE		
			TK	S	A	SK	YDS	TFL	YDS	QBH	NO	YDS	LG	TD	PD	FF	FR	YDS	TK	S	A	FF	FR			S	A
01/10	at Titans																									W	20-13
01/16	at Bills																									L	3-17
<b>2020 TOTALS</b>			<b>0</b>	<b>0</b>	<b>0</b>	<b>0.0</b>	<b>0.0</b>	<b>0</b>	<b>0</b>	<b>0</b>	<b>0</b>	<b>0</b>	<b>0</b>	<b>0</b>	<b>0</b>	<b>0</b>	<b>0</b>	<b>0</b>	<b>0</b>	<b>0</b>	<b>0</b>	<b>0</b>	<b>0</b>	<b>0</b>	<b>0</b>	<b>1-1</b>	







# 27

# J.K. DOBBINS

**RUNNING BACK**

**COLLEGE: OHIO STATE**

**BORN: 12/17/98, LA GRANGE, TX**

**5-10 | 212**

**EXP. (NFL/RAVENS): 2/2**

**GP/GS (PLAYOFFS): 15/1 (2/1)**



### — KEY TRANSACTIONS —

- J.K. Dobbins was selected by the Ravens in the second round (55th overall) of the 2020 NFL Draft...Declared for the draft following his junior season at Ohio State

### — CAREER HIGHLIGHTS —

- Saw action in 15 games (one start) in his rookie campaign (2020), producing 805 rushing yards (second most by a rookie in franchise history) and a Ravens' rookie-record 9 TDs (all rushing)...Added 18 receptions for 120 yards
- Ended the regular season with a six-game streak of 50-plus rushing yards and a rushing TD, which ties (Eric Dickerson & Franco Harris) for the longest rookie streak of its kind since the 1970 merger
- In 2020, his 6.0 rushing average led all NFL RBs and marked the second-highest (Alvin Kamara – 6.1 in 2017) rookie average since the 1970 merger (min. 100 carries)

### — PERSONAL —

- Full name is J'Kaylin Dobbins
- His late father, Lawrence, also attended La Grange (TX) HS, where he was a standout football and track athlete, winning the '98 Texas Class 3A 100-meter championship...His father ran track at Lincoln University, where his 4x100 meter relay team finished second in the 1999 national championships
- In 2019, Dobbins was named recipient of the Earl Campbell Tyler Rose Award as the nation's Offensive Player of the Year, honoring the top offensive player in Division I football who also exhibits the "enduring characteristics that define Earl Campbell: integrity, performance, teamwork, sportsmanship, drive, community and tenacity; specifically, tenacity to persist and determination to overcome adversity and injury in pursuit of reaching goals"
- Majored in consumer and family financial services

### 2020: (BALTIMORE RAVENS – 15/1, 2/1)

- Saw action in 15 games (one start), producing 805 rushing yards (second most by a rookie in franchise history) and a Ravens' rookie-record 9 TDs (all rushing)...Was a key contributor for Baltimore's NFL's No. 1 rushing attack (191.9 ypg), which produced the third-most yards (3,071) ever in a 16-game NFL season...The Ravens owned the seventh-best scoring offense (29.3 ppg) and fourth-best third-down offense (48.8%)...Baltimore also tallied a franchise-record 24 rushing TDs...Added 18 receptions for 120 yards...His 6.0 rushing average led all NFL RBs and marked the second-highest (Alvin Kamara – 6.1 in 2017) rookie average since the 1970 merger (min. 100 carries)

- Ended the regular season with a six-game streak of 50-plus rushing yards and a rushing TD, which ties (Eric Dickerson & Franco Harris) for the longest rookie streak of its kind since the 1970 merger
- Contributed 43 yards and 1 rushing TD on 9 carries for a Baltimore rushing attack that totaled a postseason franchise-record 236 rushing yards and a 6.7 yards-per-carry mark in the 20-13 Wild Card Playoff win at Ten. (1/10/21)...His seven-straight games with a rushing TD (including postseason) marked the second-longest rookie streak in NFL history (Maurice Jones-Drew – eight)...Dobbins also became the Ravens' second rookie RB in franchise history to record a postseason rushing TD (Jamal Lewis – 2000)
- Led a franchise record-setting 404-yard single-game rushing output with 160 yards and 2 TDs on 13 carries in the 38-3 win at Cin. (1/3/21)...With his eighth and ninth touchdown scores of the season, Dobbins surpassed Marquise Brown (2019), Marlon Brown (2013) and Torrey Smith (2011), who each had 7 receiving TDs in their rookie campaigns, for the most total TDs by a Ravens' rookie...Dobbins' 72-yard TD-scramper was the longest-ever rushing TD by a Ravens' rookie and the longest rushing TD by an NFL rookie since 2018 (three players)...Baltimore registered its fifth-consecutive victory to earn the franchise's third-straight playoff berth
- Registered 77 rushing yards and 1 TD on 11 carries (7.0 avg) in the 27-13 win vs. NYG (12/27)...With his seventh rushing TD of the season, Dobbins set the record for most rushing TDs by a rookie in Ravens franchise history...His five-consecutive performances of at least 50 rushing yards and a rushing TD rank second (tied) among NFL rookies dating back to 1970
- Totaled 14 carries for 64 yards and 1 TD, while adding a 17-yard reception in the 40-14 win vs. Jax. (12/20)... Eclipsed 50 rushing yards and notched a rushing TD for the fourth-consecutive game, setting a Ravens rookie record...With the rushing TD, Dobbins tied RB Jamal Lewis (6 in 2000) for the most rushing TDs by a rookie in Ravens single-season history
- Recorded 53 rushing yards and 1 TD on 13 carries in the 47-42 win at Cle. (12/14)...Capitalized on a Tyus Bowser INT, rushing it in for a score from 1-yard line on the next play...Also muscled in a two-point conversion to put Baltimore ahead by 7 with under 2:00 left in the game
- Tallied 71 rushing yards and 1 TD on 11 carries (6.5 avg) for a ground attack that produced a season-high 294 yards (the fourth most in single-game franchise history) vs. Dal. (12/8)
- Produced a team-high 70 rushing yards on 15 carries, including a 1-yard TD burst, vs. Ten. (11/22)...Was on the receiving end of the 2-point conversion following his TD, giving Baltimore a 14-7 lead in the second quarter



# 27 J.K. DOBBINS

- Spearheaded Baltimore's 265-yard rushing output with 113 rushing yards on 15 carries (7.5 avg) against the league's second-ranked run defense entering the game (68.8 yards) vs. Pit. (11/1)... Baltimore's 265 rushing yards were the most the Ravens have had in a game vs. Pittsburgh and the most the Steelers have allowed since 1993 (267 vs. Seattle)
- Broke a game-long 44-yard rush late in the fourth quarter, permitting the Ravens to line up in victory formation in the 33-16 win at Hou. (9/20)... Was a key member of a Baltimore rushing attack that totaled 230 yards
- Rushed 7 times for 22 yards and 2 TDs in the season-opening win vs. Cle. (9/13)... Became the first Ravens rookie to tally 2 rushing TDs in his NFL debut... Capped the Ravens' second 99-yard TD drive in team history with a 3-yard TD run
- Averaged 6.2 yards per carry during his career (second best in school history), while his 43 total TDs tie for fifth most (J.T. Barrett)
- Posted 19 100-yard rushing performances (Ohio State finished 18-1 in those games)
- Earned the Earl Campbell Tyler Rose Award winner as the nation's Offensive Player of the Year (2019), First-team All-American by the FWA (2019), First-team All-Big Ten by coaches and media (2019), Doak Walker Award finalist (2019), Second-team All-Big Ten by coaches and media (2017-18) and Freshman All-American by ESPN (2017)

## — HIGH SCHOOL —

- Posted 4,459 rushing yards and 38 TDs on 725 carries (6.2 avg.) in three seasons at Ohio State... Added 645 receiving yards and 5 TDs on 71 receptions during his tenure
- Became the first Ohio State player to rush for 1,000 yards as a freshman, sophomore and junior
- Finished his career as the school's second-leading rusher of all time (Archie Griffin – 5,589 yards)
- Averaged 106.2 rushing yards per game and totaled 5,104 all-purpose yards throughout his career, with both ranking second in school history
- Prepped at La Grange (TX) HS, where he was a consensus four-star recruit and ranked Top 50 nationally among all players (No. 43 overall by *247Sports* and No. 44 by ESPN)
- Named a U.S. Army All-American
- Played in just one snap his senior year after suffering a right leg injury
- Recorded 2,740 rushing yards and 35 TDs as a junior, en route to earning Class 4A All-State honors by the *Associated Press* and *Texas Sports Writers Association*
- Posted 2,243 yards and 37 TDs as a sophomore
- Helped La Grange to two state playoff appearances

### J.K. DOBBINS' NFL REGULAR SEASON RUSHING/RECEIVING STATISTICS

		RUSHING							RECEIVING				
DATE	TEAM	GP	GS	NO.	YDS.	AVG.	LG	TD	NO.	YDS.	AVG.	LG	TD
2020	Ravens	15	1	134	805	6.0	72t	9	18	120	6.7	19	0
<b>NFL TOTALS</b>		<b>15</b>	<b>1</b>	<b>134</b>	<b>805</b>	<b>6.0</b>	<b>72T</b>	<b>9</b>	<b>18</b>	<b>120</b>	<b>6.7</b>	<b>19</b>	<b>0</b>

### J.K. DOBBINS' NFL POSTSEASON RUSHING/RECEIVING STATISTICS

		RUSHING							RECEIVING				
DATE	TEAM	GP	GS	NO.	YDS.	AVG.	LG	TD	NO.	YDS.	AVG.	LG	TD
2020	Ravens	2	1	19	85	4.5	13	1	4	45	11.3	31	0
<b>NFL TOTALS</b>		<b>2</b>	<b>1</b>	<b>19</b>	<b>85</b>	<b>4.5</b>	<b>13</b>	<b>1</b>	<b>4</b>	<b>45</b>	<b>11.3</b>	<b>31</b>	<b>0</b>

### SINGLE-GAME HIGHS: RUSHING/RECEIVING

**Rush Attempts** 15 vs. Tennessee Titans, Nov 22, 2020  
...1 more at 15.

**Rushing Yards** 160 at Cincinnati Bengals, Jan 03, 2021

**Longest Runs** 72t at Cincinnati Bengals, Jan 03, 2021

**Rushing TDs** 2 at Cincinnati Bengals, Jan 03, 2021  
...1 more at 2.

**Receptions** 4 vs. Kansas City Chiefs, Sep 28, 2020

**Receiving Yards** 38 vs. Kansas City Chiefs, Sep 28, 2020

**Longest Receptions** 19 vs. Kansas City Chiefs, Sep 28, 2020

**All-Purpose Yards** 160 at Cincinnati Bengals, Jan 03, 2021

**Most TDs** 2 at Cincinnati Bengals, Jan 03, 2021  
...1 more at 2.

**Rushing Average** 12.3 at Cincinnati Bengals, Jan 03, 2021



# 27 J.K. DOBBINS

## 2020 GAME-BY-GAME REGULAR-SEASON STATISTICS [RAVENS]

DATE	OPPONENT	P/S	RUSHING					RECEIVING					W/L	SCORE
			NO.	YDS.	AVG.	LG	TD	NO.	YDS.	AVG.	LG	TD		
09/13	Browns	P	7	22	3.1	12	2	0	0	0.0	0	0	W	38-6
09/20	at Texans	P	2	48	24.0	44	0	1	13	13.0	13	0	W	33-16
09/28	Chiefs	P	1	6	6.0	6	0	4	38	9.5	19	0	L	20-34
10/04	at Washington	P	5	16	3.2	14	0	1	1	1.0	1	0	W	31-17
10/11	Bengals	P	1	34	34.0	34	0	3	21	7.0	9	0	W	27-3
10/18	at Eagles	P	9	28	3.1	16	0	2	1	0.5	2	0	W	30-28
11/01	Steelers	P	15	113	7.5	28	0	1	8	8.0	8	0	L	24-28
11/08	at Colts	P	12	30	2.5	8	0	2	5	2.5	6	0	W	24-10
11/15	at Patriots	P	5	13	2.6	4	0	1	1	1.0	1	0	L	17-23
11/22	Titans	P	15	70	4.7	11	1	2	15	7.5	9	0	L	24-30+
12/02	at Steelers							RESERVE/COVID-19					L	14-19
12/08	Cowboys	P	11	71	6.5	30	1	0	0	0.0	0	0	W	34-17
12/14	at Browns	P	13	53	4.1	13	1	0	0	0.0	0	0	W	47-42
12/20	Jaguars	P	14	64	4.6	11	1	1	17	17.0	17	0	W	40-14
12/27	Giants	S	11	77	7.0	25	1	0	0	0.0	0	0	W	27-13
01/03	at Bengals	P	13	160	12.3	72t	2	0	0	0.0	0	0	W	38-3
<b>2020 TOTALS</b>		<b>15-1</b>	<b>134</b>	<b>805</b>	<b>6.0</b>	<b>72T</b>	<b>9</b>	<b>18</b>	<b>120</b>	<b>6.7</b>	<b>19</b>	<b>0</b>	<b>11-5</b>	

+ - Overtime

## 2020 GAME-BY-GAME POSTSEASON STATISTICS [RAVENS]

DATE	OPPONENT	P/S	RUSHING					RECEIVING					W/L	SCORE
			NO.	YDS.	AVG.	LG	TD	NO.	YDS.	AVG.	LG	TD		
01/10	at Titans	S	9	43	4.8	12	1	1	-6	-6.0	-6	0	W	20-13
01/16	at Bills	P	10	42	4.2	13	0	3	51	17.0	31	0	L	3-17
<b>2020 TOTALS</b>		<b>2-1</b>	<b>19</b>	<b>85</b>	<b>4.5</b>	<b>13</b>	<b>1</b>	<b>4</b>	<b>45</b>	<b>11.3</b>	<b>31</b>	<b>0</b>	<b>1-1</b>	





# 31

# KHALIL DORSEY

**CORNERBACK**  
5-9 | 181

COLLEGE: NORTHERN ARIZONA

BORN: 3/31/98, ONTARIO, CA

EXP. (NFL/RAVENS): 2/2

GP/GS (PLAYOFFS): 6/0



### — KEY TRANSACTIONS —

- Placed on Injured Reserve (shoulder) on 11/10/20
- Signed to Baltimore's 53-man roster from the practice squad on 10/9/20
- Activated from the practice squad (standard elevation) on 9/28/20 (vs. KC) and 10/4/20 (at Was.)
- Signed to the Ravens' practice squad on 9/6/20
- Waived by Baltimore on 9/5/20
- Signed with the Ravens as a undrafted rookie free agent on 5/5/20

### — CAREER HIGHLIGHTS —

- Saw action in six games in 2020 after beginning the season on the practice squad, posting 1 solo tackle and 1 special teams tackle

### — PERSONAL —

- Played with his brother, Tommie, at Northern Arizona

### 2020: (BALTIMORE RAVENS – 6/0, 0/0)

- Saw action in six games after beginning the season on the practice squad, posting 1 solo tackle and 1 special teams tackle, before being placed on Injured Reserve (shoulder) on 11/10
- Saw his first snaps on defense (4) and registered his first-career tackle in the 31-17 win at Was. (10/4)

### — COLLEGE —

- Appeared in 44 games (40 starts) at Northern Arizona, totaling 197 tackles (139 solo), 8.5 TFL, 1 sack, 8 INTs, 41 PD, 3 FFs and 2 blocked kicks during his four-year career

- Was a two-time first-team All-Big Sky selection (2018-19), named second-team All-Big Sky as a sophomore (2017) and earned honorable mention recognition as a freshman (2016)
- Started every game for the Lumberjacks for the third-consecutive season as a senior in 2019...Tallied career highs in tackles (68), PD (12) and FFs (2)...Added 1 TFL and blocked a PAT
- Posted 33 tackles (25 solo), 2 TFL, 3 INTs, 9 PD and 1 FF while starting all 10 games as a junior in 2018
- Started all 12 games as a sophomore, collecting 49 tackles (29 solo), 3 TFL, 3 INTs, 9 PD...Added 6 KORs for 127 yards (21.2 avg.)
- Played in all 11 games (seven starts) as a freshman, recording a team-high 2 INTs, 47 tackles (33 solo), 2.5 TFL, 1 sack, 11 PD and blocked a PAT...Added 1 PR for 40 yards...Named the team's Newcomer of the Year
- Also competed in track and field as a freshman...Captured the bronze medal at the Big Sky Outdoor Track & Field Championships in the 60-meter hurdles with a time of 8.21 seconds...Placed fifth in the long jump and 110-meter hurdles
- Majored in health science-fitness wellness

### — HIGH SCHOOL —

- Prepped at Colony (Ontario, CA) HS, where he played all three phases on the football field...As a senior in 2015, totaled 295 rushing yards, 3 ground scores, 523 receiving yards, 5 receiving TDs, 19 KORs for 494 yards (26.0 avg.) and 11 PRs for 250 yards (22.7 avg.)...Added 92 tackles (48 solo) and 7 INTs on defense
- Also lettered in track and field all four years...In 2016, placed fifth in the state in the 110-meter hurdles and qualified for the long jump finals

### KHALIL DORSEY'S NFL REGULAR SEASON DEFENSIVE STATISTICS

DATE	TEAM	GP	GS	TACKLES								INTERCEPTIONS					FUMBLES			ST			MISC												
				TK	S	A	TFL	YDS	SK	YDS	QBH	NO	YDS	LG	TD	PD	FF	FR	YDS	TK	S	A	FF	FR	S	A									
2020	Ravens	6	0	1	1	0	0	0	0.0	0.0	0	0	0	0	0	0	0	0	0	0	0	0	0	0	0	0	0	0	0	0	0	0	0	0	0
<b>NFL TOTALS</b>		<b>6</b>	<b>0</b>	<b>1</b>	<b>1</b>	<b>0</b>	<b>0</b>	<b>0</b>	<b>0.0</b>	<b>0.0</b>	<b>0</b>	<b>0</b>	<b>0</b>	<b>0</b>	<b>0</b>	<b>0</b>	<b>0</b>	<b>0</b>	<b>0</b>	<b>0</b>	<b>0</b>	<b>0</b>	<b>0</b>	<b>0</b>	<b>0</b>	<b>0</b>	<b>0</b>	<b>0</b>	<b>0</b>	<b>0</b>	<b>0</b>	<b>0</b>	<b>0</b>	<b>0</b>	

### KHALIL DORSEY'S NFL POSTSEASON DEFENSIVE STATISTICS

DATE	TEAM	GP	GS	TACKLES								INTERCEPTIONS					FUMBLES			ST			MISC											
				TK	S	A	TFL	YDS	SK	YDS	QBH	NO	YDS	LG	TD	PD	FF	FR	YDS	TK	S	A	FF	FR	S	A								
2020	Ravens	0	0	0	0	0	0	0	0.0	0.0	0	0	0	0	0	0	0	0	0	0	0	0	0	0	0	0	0	0	0	0	0	0	0	0
<b>NFL TOTALS</b>		<b>0</b>	<b>0</b>	<b>0</b>	<b>0</b>	<b>0</b>	<b>0</b>	<b>0</b>	<b>0.0</b>	<b>0.0</b>	<b>0</b>	<b>0</b>	<b>0</b>	<b>0</b>	<b>0</b>	<b>0</b>	<b>0</b>	<b>0</b>	<b>0</b>	<b>0</b>	<b>0</b>	<b>0</b>	<b>0</b>	<b>0</b>	<b>0</b>	<b>0</b>	<b>0</b>	<b>0</b>	<b>0</b>	<b>0</b>	<b>0</b>	<b>0</b>	<b>0</b>	<b>0</b>

### SINGLE-GAME HIGHS: DEFENSIVE

**Total Tackles**

1 at Washington, Oct 04, 2020

**Special Teams Tackles**

1 at Indianapolis Colts, Nov 08, 2020



# 31 KHALIL DORSEY

## 2020 GAME-BY-GAME REGULAR-SEASON STATISTICS [RAVENS]

DATE	OPPONENT	P/S	TACKLES							INTERCEPTIONS					FUMBLES			ST					MISC		W/L	SCORE	
			TK	S	A	SK	YDS	TFL	YDS	QBH	NO	YDS	LG	TD	PD	FF	FR	YDS	TK	S	A	FF	FR	S			A
09/13	Browns																									W	38-6
09/20	at Texans																									W	33-16
09/28	Chiefs	P	0	0	0	0.0	0.0	0	0	0	0	0	0	0	0	0	0	0	0	0	0	0	0	0	0	L	20-34
10/04	at Washington	P	1	1	0	0.0	0.0	0	0	0	0	0	0	0	0	0	0	0	0	0	0	0	0	0	0	W	31-17
10/11	Bengals	P	0	0	0	0.0	0.0	0	0	0	0	0	0	0	0	0	0	0	0	0	0	0	0	0	0	W	27-3
10/18	at Eagles	P	0	0	0	0.0	0.0	0	0	0	0	0	0	0	0	0	0	0	0	0	0	0	0	0	0	W	30-28
11/01	Steelers	P	0	0	0	0.0	0.0	0	0	0	0	0	0	0	0	0	0	0	0	0	0	0	0	0	0	L	24-28
11/08	at Colts	P	0	0	0	0.0	0.0	0	0	0	0	0	0	0	0	0	0	1	1	0	0	0	0	0	0	W	24-10
11/15	at Patriots																								L	17-23	
11/22	Titans																								L	24-30+	
12/02	at Steelers																								L	14-19	
12/08	Cowboys																								W	34-17	
12/14	at Browns																								W	47-42	
12/20	Jaguars																								W	40-14	
12/27	Giants																								W	27-13	
01/03	at Bengals																								W	38-3	
<b>2020 TOTALS</b>		<b>6-0</b>	<b>1</b>	<b>1</b>	<b>0</b>	<b>0.0</b>	<b>0.0</b>	<b>0</b>	<b>0</b>	<b>0</b>	<b>0</b>	<b>0</b>	<b>0</b>	<b>0</b>	<b>0</b>	<b>0</b>	<b>0</b>	<b>0</b>	<b>0</b>	<b>0</b>	<b>0</b>	<b>0</b>	<b>0</b>	<b>0</b>	<b>0</b>	<b>11-5</b>	

+ - Overtime

## 2020 GAME-BY-GAME POSTSEASON STATISTICS [RAVENS]

DATE	OPPONENT	P/S	TACKLES							INTERCEPTIONS					FUMBLES			ST					MISC		W/L	SCORE	
			TK	S	A	SK	YDS	TFL	YDS	QBH	NO	YDS	LG	TD	PD	FF	FR	YDS	TK	S	A	FF	FR	S			A
01/10	at Titans																									W	20-13
01/16	at Bills																									L	3-17
<b>2020 TOTALS</b>			<b>0</b>	<b>0</b>	<b>0</b>	<b>0.0</b>	<b>0.0</b>	<b>0</b>	<b>0</b>	<b>0</b>	<b>0</b>	<b>0</b>	<b>0</b>	<b>0</b>	<b>0</b>	<b>0</b>	<b>0</b>	<b>0</b>	<b>0</b>	<b>0</b>	<b>0</b>	<b>0</b>	<b>0</b>	<b>0</b>	<b>0</b>	<b>1-1</b>	





# 13

# DEVIN DUVERNAY

WIDE RECEIVER

5-11 | 200

COLLEGE: TEXAS

BORN: 9/12/97, SACHSE, TX

EXP. (NFL/RAVENS): 2/2

GP/GS (PLAYOFFS): 16/3 (2/0)



### — KEY TRANSACTIONS —

- Devin Duvernay was selected by the Ravens in the third round (92nd overall) of the 2020 NFL Draft... Was the second of four Ravens' picks (DE Justin Madubuike, LB Malik Harrison and G Tyre Phillips) in the round

### — CAREER HIGHLIGHTS —

- Played in all 16 games (three starts) in his 2020 rookie campaign, seeing action on special teams (as the primary kick returner) and offense... Returned 21 kicks for 578 yards and 1 TD, while adding 4 punt returns for 46 yards... Became the fifth Ravens rookie and the youngest Raven (23 years, 16 days) in franchise history to register a KOR-TD... The Ravens posted a 26.7 KOR average, ranking as the NFL's second-best mark... Also tallied 20 receptions for 201 yards and 4 rushes for 70 yards as part of the NFL's No. 1 rushing attack (191.1 ypg)
- Registered a 93-yard KOR-TD in Week 3 vs. KC (9/28/20), marking 1 of only 7 NFL KOR-TDs in 2020... Became the fifth Ravens rookie and the youngest Raven (23 years, 16 days) in franchise history to have a KOR-TD

### — PERSONAL —

- His twin brother, Donovan, was a DB for the Longhorns and transferred to Northwestern State
- Is a first cousin of Arizona Cardinals QB Kyler Murray
- Uncle, Calvin Murray, played baseball at Texas... Uncle, Kevin Murray, played QB at Texas A&M in the 1980, while another uncle, Charles Murray, played WR at North Texas in the late 1970s... Uncle, Vince Murray, played DB at Tulsa in 2017 and suited up for the Salina Liberty of the Champions Indoor Football league
- Graduated from the University of Texas with a degree in sport management and a minor in business
- **Last name is pronounced: DOO-ver-nay**

### 2020: (BALTIMORE RAVENS – 16/3, 2/0)

- Played in all 16 games (three starts) in his rookie campaign, seeing action on special teams (as the primary kick returner) and offense... Returned 21 kicks for 578 yards and 1 TD, while adding 4 punt returns for 46 yards... The Ravens posted a 26.7 KOR average, ranking as the NFL's second-best mark... Registered a 93-yard KOR-TD in Week 3 vs. KC, marking 1 of only 7 NFL KOR-TDs in 2020... Became the fifth Ravens rookie and the youngest Raven (23 years, 16 days) in franchise history to have a KOR-TD... Also tallied 20 receptions for 201 yards and 4 rushes for 70 yards as part of the NFL's No. 1 rushing attack (191.1 ypg)

- Made his postseason debut in the 20-13 Wild Card Playoff win at Ten. (1/10/21)... Served as Baltimore's primary punt returner (3 fair catches) and kick returner, totaling 1 KOR for 20 yards
- Recorded a career-high 39-yard reception on third-and-14 vs. Pit (11/1)... The drive would culminate in a go-ahead TD reception by WR Marquise Brown... Duvernay became the third Ravens WR and first Ravens rookie WR to produce a run and catch of at least 35 yards respectively in the same season
- Set career-high marks with 3 receptions and 31 yards in the 30-28 win at Phi. (10/18)... His 17-yard reception came on Baltimore's 9-play, 47-yard opening drive that resulted in a TE Nick Boyle TD
- Ran an end-around reverse for a career-high 42 yards in the 27-3 win vs. Cin. (10/11)... Teamed with RB J.K. Dobbins to become the first Ravens rookie tandem to each record a 30-plus-yard rush in a single game
- Returned a kickoff 93 yards for a TD, shrinking the deficit to 3 points in the second quarter vs. KC (9/28)... Duvernay became the fifth Ravens rookie and the youngest Raven (23 years, 16 days) in franchise history to register a KOR-TD
- Made his NFL debut, recording his first-career reception for a 12-yard gain, in the season-opening win vs. Cle. (9/13)... Contributed on special teams with 2 KORs for 64 yards, including a long of 38 yards

### — COLLEGE —

- Finished his Texas career with 176 receptions for 2,468 yards (14.0 ypc) and 16 TDs in 52 games (30 starts)
- Led all Big 12 WRs in receptions (106), receptions per game (8.2), receiving yards (1,341) and receiving yards per game (106.6) in 2019... Ranked third in receiving TDs (9)
- Became the 10th 2,000-yard career receiver in Longhorns' history after a 9-catch, 107-yard performance at Iowa State
- As a true freshman, tallied three-consecutive games with a TD reception, which stands as the seventh-longest streak in school history
- Earned first-team All-Big 12 (2019) and honorable mention Big 12 Offensive Player of the Year honors (2019)... Was a Earl Campbell Tyler Rose Award semifinalist (2019), two-time Big 12 Offensive Player of the Week (2019) and three-time Academic All-Big 12 selection (2017-19)

### — HIGH SCHOOL —

- Prepped at Sachse (TX) HS, where he totaled 170 receptions for 2,906 yards and 36 TDs... Added 105 rushes for 1,077 yards and 11 TDs over his last three seasons... Also recorded 2 KOR-TDs over that span



# 13 DEVIN DUVERNAVY

- Named All-American, a two-time All-State selection, three-time All-District honoree... In 2015, was first-team 6A All-State by the *Associated Press* and *Texas Sports Writers Association*, first-team All-USA Texas by *USA Today* and first-team All-District 11-6A
- Rated the No. 41 player nationally (No. 4 WR) and No. 3 WR in Texas by Scout.com (also ranked No. 42 nationally (No. 3 WR) and No. 6 WR in Texas by ESPN)
- Won the 2015 100m 6A state championship in track and field with a time of 10.27 seconds

## DEVIN DUVERNAVY'S NFL REGULAR SEASON RUSHING/RECEIVING STATISTICS

DATE	TEAM	GP	GS	RECEIVING					RUSHING				
				NO.	YDS.	AVG.	LG	TD	NO.	YDS.	AVG.	LG	TD
2020	Ravens	16	3	20	201	10.1	39	0	4	70	17.5	42	0
<b>NFL TOTALS</b>		<b>16</b>	<b>3</b>	<b>20</b>	<b>201</b>	<b>10.1</b>	<b>39</b>	<b>0</b>	<b>4</b>	<b>70</b>	<b>17.5</b>	<b>42</b>	<b>0</b>

## DEVIN DUVERNAVY'S NFL POSTSEASON RUSHING/RECEIVING STATISTICS

DATE	TEAM	GP	GS	RECEIVING					RUSHING				
				NO.	YDS.	AVG.	LG	TD	NO.	YDS.	AVG.	LG	TD
2020	Ravens	2	0	0	0	0.0	0	0	0	0	0.0	0	0
<b>NFL TOTALS</b>		<b>2</b>	<b>0</b>	<b>0</b>	<b>0</b>	<b>0.0</b>	<b>0</b>	<b>0</b>	<b>0</b>	<b>0</b>	<b>0.0</b>	<b>0</b>	<b>0</b>

## DEVIN DUVERNAVY'S NFL REGULAR SEASON RETURN STATISTICS

DATE	TEAM	KICKOFF RETURNS					PUNT RETURNS					
		RET.	YDS.	AVG.	LG	TD	NO.	FC	YDS.	AVG.	LG	TD
2020	Ravens	21	578	27.5	93t	1	4	2	46	11.5	19	0
<b>NFL TOTALS</b>		<b>21</b>	<b>578</b>	<b>27.5</b>	<b>93T</b>	<b>1</b>	<b>4</b>	<b>2</b>	<b>46</b>	<b>11.5</b>	<b>19</b>	<b>0</b>

## DEVIN DUVERNAVY'S NFL POSTSEASON RETURN STATISTICS

DATE	TEAM	KICKOFF RETURNS					PUNT RETURNS					
		RET.	YDS.	AVG.	LG	TD	NO.	FC	YDS.	AVG.	LG	TD
2020	Ravens	1	20	20.0	20	0	0	4	0	0.0	0	0
<b>NFL TOTALS</b>		<b>1</b>	<b>20</b>	<b>20.0</b>	<b>20</b>	<b>0</b>	<b>0</b>	<b>4</b>	<b>0</b>	<b>0.0</b>	<b>0</b>	<b>0</b>

### SINGLE-GAME HIGHS: RUSHING/RECEIVING

#### Rush Attempts

1 at Cincinnati Bengals, Jan 03, 2021  
...3 more at 1.

#### Rushing Yards

42 vs. Cincinnati Bengals, Oct 11, 2020

#### Longest Runs

42 vs. Cincinnati Bengals, Oct 11, 2020

#### Receptions

3 at Pittsburgh Steelers, Dec 02, 2020  
...2 more at 3.

#### Receiving Yards

45 at New England Patriots, Nov 15, 2020

#### Longest Receptions

39 vs. Pittsburgh Steelers, Nov 01, 2020

#### All-Purpose Yards

126 vs. Kansas City Chiefs, Sep 28, 2020

#### Kickoff Returns

3 at Cleveland Browns, Dec 14, 2020  
...1 more at 3.

#### Kickoff Return Yards

119 vs. Kansas City Chiefs, Sep 28, 2020

#### Longest Kickoff Return

93t vs. Kansas City Chiefs, Sep 28, 2020

#### Kickoff Return TDs

1 vs. Kansas City Chiefs, Sep 28, 2020

#### Punt Return Yards

36 vs. New York Giants, Dec 27, 2020

#### Longest Punt Return

19 vs. New York Giants, Dec 27, 2020

#### Punt Returns

2 at Cincinnati Bengals, Jan 03, 2021  
...1 more at 2.

#### Miscellaneous Tackles

1 vs. Tennessee Titans, Nov 22, 2020

#### Most TDs

1 vs. Kansas City Chiefs, Sep 28, 2020

# 13 DEVIN DUVERNAY

## 2020 GAME-BY-GAME REGULAR-SEASON STATISTICS [RAVENS]

DATE	OPPONENT	P/S	RECEIVING					RUSHING					W/L	SCORE
			NO.	YDS.	AVG.	LG	TD	NO.	YDS.	AVG.	LG	TD		
09/13	Browns	P	1	12	12.0	12	0	0	0	0.0	0	0	W	38-6
09/20	at Texans	P	1	19	19.0	19	0	0	0	0.0	0	0	W	33-16
09/28	Chiefs	P	2	7	3.5	7	0	0	0	0.0	0	0	L	20-34
10/04	at Washington	P	1	4	4.0	4	0	0	0	0.0	0	0	W	31-17
10/11	Bengals	P	2	17	8.5	9	0	1	42	42.0	42	0	W	27-3
10/18	at Eagles	P	3	31	10.3	17	0	0	0	0.0	0	0	W	30-28
11/01	Steelers	P	1	39	39.0	39	0	0	0	0.0	0	0	L	24-28
11/08	at Colts	P	0	0	0.0	0	0	1	-1	-1.0	-1	0	W	24-10
11/15	at Patriots	P	3	45	15.0	19	0	0	0	0.0	0	0	L	17-23
11/22	Titans	P	1	5	5.0	5	0	0	0	0.0	0	0	L	24-30+
12/02	at Steelers	S	3	20	6.7	8	0	0	0	0.0	0	0	L	14-19
12/08	Cowboys	S	1	2	2.0	2	0	0	0	0.0	0	0	W	34-17
12/14	at Browns	P	0	0	0.0	0	0	0	0	0.0	0	0	W	47-42
12/20	Jaguars	P	0	0	0.0	0	0	0	0	0.0	0	0	W	40-14
12/27	Giants	P	1	0	0.0	0	0	1	7	7.0	7	0	W	27-13
01/03	at Bengals	S	0	0	0.0	0	0	1	22	22.0	22	0	W	38-3
<b>2020 TOTALS</b>		<b>16-3</b>	<b>20</b>	<b>201</b>	<b>10.1</b>	<b>39</b>	<b>0</b>	<b>4</b>	<b>70</b>	<b>17.5</b>	<b>42</b>	<b>0</b>	<b>11-5</b>	

+ - Overtime

## 2020 GAME-BY-GAME POSTSEASON STATISTICS [RAVENS]

DATE	OPPONENT	P/S	RECEIVING					RUSHING					W/L	SCORE
			NO.	YDS.	AVG.	LG	TD	NO.	YDS.	AVG.	LG	TD		
01/10	at Titans	P	0	0	0.0	0	0	0	0	0.0	0	0	W	20-13
01/16	at Bills	P	0	0	0.0	0	0	0	0	0.0	0	0	L	3-17
<b>2020 TOTALS</b>		<b>2-0</b>	<b>0</b>	<b>0</b>	<b>0.0</b>	<b>0</b>	<b>0</b>	<b>0</b>	<b>0</b>	<b>0.0</b>	<b>0</b>	<b>0</b>	<b>1-1</b>	

## 2020 GAME-BY-GAME REGULAR-SEASON STATISTICS [RAVENS]

DATE	OPPONENT	P/S	KICKOFF RETURNS					PUNT RETURNS					W/L	SCORE	
			RET	YDS.	AVG.	LG	TD	NO	FC	YDS	AVG	LG			TD
09/13	Browns	P	2	64	32.0	38	0	0	0	0	0.0	0	0	W	38-6
09/20	at Texans	P	3	55	18.3	21	0	0	0	0	0.0	0	0	W	33-16
09/28	Chiefs	P	2	119	59.5	93t	1	0	0	0	0.0	0	0	L	20-34
10/04	at Washington	P	0	0	0.0	0	0	0	0	0	0.0	0	0	W	31-17
10/11	Bengals	P	0	0	0.0	0	0	0	0	0	0.0	0	0	W	27-3
10/18	at Eagles	P	1	37	37.0	37	0	0	0	0	0.0	0	0	W	30-28
11/01	Steelers	P	1	20	20.0	20	0	0	0	0	0.0	0	0	L	24-28
11/08	at Colts	P	1	23	23.0	23	0	0	0	0	0.0	0	0	W	24-10
11/15	at Patriots	P	1	24	24.0	24	0	0	0	0	0.0	0	0	L	17-23
11/22	Titans	P	2	54	27.0	37	0	0	0	0	0.0	0	0	L	24-30+
12/02	at Steelers	S	2	44	22.0	26	0	0	0	0	0.0	0	0	L	14-19
12/08	Cowboys	S	1	28	28.0	28	0	0	0	0	0.0	0	0	W	34-17
12/14	at Browns	P	3	71	23.7	26	0	0	0	0	0.0	0	0	W	47-42
12/20	Jaguars	P	0	0	0.0	0	0	0	0	0	0.0	0	0	W	40-14
12/27	Giants	P	2	39	19.5	23	0	2	1	36	18.0	19	0	W	27-13
01/03	at Bengals	S	0	0	0.0	0	0	2	1	10	5.0	6	0	W	38-3
<b>2020 TOTALS</b>		<b>16-3</b>	<b>21</b>	<b>578</b>	<b>27.5</b>	<b>93T</b>	<b>1</b>	<b>4</b>	<b>2</b>	<b>46</b>	<b>11.5</b>	<b>19</b>	<b>0</b>	<b>11-5</b>	

+ - Overtime

## 2020 GAME-BY-GAME POSTSEASON STATISTICS [RAVENS]

DATE	OPPONENT	P/S	KICKOFF RETURNS					PUNT RETURNS					W/L	SCORE	
			RET	YDS.	AVG.	LG	TD	NO	FC	YDS	AVG	LG			TD
01/10	at Titans	P	1	20	20.0	20	0	0	3	0	0.0	0	0	W	20-13
01/16	at Bills	P	0	0	0.0	0	0	0	1	0	0.0	0	0	L	3-17
<b>2020 TOTALS</b>		<b>2-0</b>	<b>1</b>	<b>20</b>	<b>20.0</b>	<b>20</b>	<b>0</b>	<b>0</b>	<b>4</b>	<b>0</b>	<b>0.0</b>	<b>0</b>	<b>0</b>	<b>1-1</b>	







# 35

# GUS EDWARDS

**RUNNING BACK**

6-1 | 238

**COLLEGE: RUTGERS**

**BORN: 4/13/95, LIBERIA**

**EXP. (NFL/RAVENS): 4/4**

**GP/GS (PLAYOFFS): 43/13 (4/2)**



### — KEY TRANSACTIONS —

- Signed a two-year extension (through 2023) with the Ravens on 6/7/21
- Activated from the Ravens' practice squad on 10/13/18
- Signed to Baltimore's practice squad on 9/2/18
- Signed with Baltimore as a rookie free agent on 5/4/18

### — CAREER HIGHLIGHTS —

- Has rushed for a first down on 30.9% of his carries during his three-year career (since 2018), ranking No. 1 in the NFL among RBs (min. 300 attempts).
- Surpassed 700 rushing yards (723) in 2020 alongside QB Lamar Jackson (1,005) and RB J.K. Dobbins (805)...The 2020 Ravens joined the 2019 Ravens and 2011 Panthers as the only teams ever with three 700-yard rushers
- In 2020, recorded a career-high 723 rushing yards and 6 TDs on 144 attempts for the NFL's No. 1 ranked rushing attack (191.9 ypg), which produced the third-most yards (3,071) ever in a 16-game NFL season...Also added a career-high 9 receptions for 129 yards...Baltimore tallied a franchise-record 24 rushing TDs, also producing the NFL's seventh-best scoring offense (29.3 ppg) and fourth-best third-down offense (48.8%)
- In 2019, rushed for 711 yards and 2 TDs on 133 attempts for the NFL's No. 1 scoring offense (33.2 ppg) and helped set new single-season franchise records for total TDs (64), points (531), rushing yards (3,296) and total net yards (6,521)...The Ravens became the first team in NFL history to average at least 200 rushing (206.0) and 200 net passing (201.6) yards per game in a season
- Rushed for a career-high 130 yards on 21 attempts and helped the Ravens set a new NFL single-season record for rushing yards (3,296) in the 28-10 victory vs. Pit. (12/29/19)
- As a rookie In 2018, posted a team-high 718 rushing yards and 2 TDs on 137 carries for the NFL's second-ranked rushing attack (152.6 ypg)
- In 2018, despite not playing until Week 6, finished fifth in the NFL in rushing yards by a rookie RB (second among undrafted players behind Denver's Phillip Lindsay)
- Rushed for over 100 yards, finishing with 118 on 23 carries (5.1 avg.) in the 34-17 win vs. Oak. (11/25/18)...Became the second rookie in franchise history to have back-to-back 100-yard rushing games (Jamal Lewis, 2000, Weeks 12-13)...Edwards is also the sixth undrafted rookie in the NFL's common draft era to produce 100-plus rushing yards in consecutive games

- Rushed for 115 yards and his first-career TD on 17 carries in the 24-21 win vs. Cin. (11/18/18)...Added a successful 2-point conversion run that tied the score...Edwards' 115 rushing yards were the most ever by a Ravens' rookie who signed as an undrafted free agent...Edwards and QB Lamar Jackson (119) became the first *rookie* RB-QB teammates to each rush for 100 yards in a game in NFL history

### — PERSONAL —

- Born in the middle of the Liberian Civil War, Edwards and his family fled the violence to find a better life in the U.S.
- During the 2020 offseason, began his rapping career under the moniker "Gusto"
- Earned a bachelor's degree from Miami, and while at Rutgers, was a graduate student in the adult & continuing education program

### 2020: (BALTIMORE RAVENS – 16/6, 2/1)

- Recorded a career-high 723 rushing yards and 6 TDs on 144 attempts for the NFL's No. 1 ranked rushing attack (191.9 ypg), which produced the third-most yards (3,071) ever in a 16-game NFL season...Surpassed 700 rushing yards alongside QB Lamar Jackson and RB J.K. Dobbins, as the 2020 Ravens joined the 2019 Ravens and 2011 Panthers as the only teams ever with three 700-yard rushers in an NFL season...Also added a career-high 9 receptions for 129 yards...Baltimore tallied a franchise-record 24 rushing TDs, also producing the NFL's seventh-best scoring offense (29.3 ppg) and fourth-best third-down offense (48.8%)
- Posted 38 rushing yards on 8 carries as part of a Baltimore rushing attack that totaled a postseason franchise-record 236 rushing yards and a 6.7 yards-per-carry mark in the 20-13 Wild Card Playoff win at Ten. (1/10/21)
- Posted 60 rushing yards on 12 carries as part of the Ravens' 404-yard rushing attack in the 38-3 win at Cin. (1/3/21)...The 404 rushing yards set a franchise single-game high, also standing as the fourth most in an NFL game since 1950 and the second most since the 1970 merger...Baltimore registered its fifth-consecutive victory to earn the franchise's third-straight playoff berth
- Recorded a team-high 85 rushing yards on 15 attempts, while adding 37 receiving yards on 2 receptions in the 27-13 win vs. NYG (12/27)...Led the Ravens' 249-yard rushing output, as Baltimore eclipsed 200 rushing yards for an NFL-high fifth time this season
- Tallied 49 yards and 2 TDs on 7 carries in the 47-42 win at Cle. (12/14)...The two-rushing-TD performance marked the first multi-score game of his career...Also teamed with QB Lamar Jackson to become the first duo in Ravens history to register 2+ rushing touchdowns in the same game

## 35 GUS EDWARDS

- Tallied a season-high 101 rushing yards on 7 carries (14.4 avg) for a ground attack that produced a season-high 294 yards (the fourth most in single-game franchise history) vs. Dal. (12/8)
- Capitalized on a Baltimore takeaway (DB/LB Anthony Levine FR) with a 1-yard TD run at Pit. (12/2)
- Produced 42 rushing yards on 7 carries (6.0 avg), adding a career-long 31-yard reception at NE (11/15)...Moved the sticks on a third-down carry in the first quarter and a key fourth-down carry in the third quarter, leading to a WR Willie Snead IV TD reception that made it a one-score deficit
- Capped off a 10-play, 54-yard drive with a 1-yard TD run in the third quarter to give Baltimore a lead it never relinquished in the 24-10 win at Ind. (11/8)...Baltimore scored 17 unanswered in the second half to capture the victory and set an NFL record with its 31st-straight game scoring at least 20 points
- Contributed to Baltimore's 265-yard rushing output with 87 rushing yards and 1 TD against the league's second-ranked run defense entering the game (68.8 yards) vs. Pit. (11/1)...Baltimore's 265 rushing yards were the most the Ravens have had in a game vs. Pittsburgh and the most the Steelers have allowed since 1993 (267 vs. Seattle)
- Tallied 26 rushing yards and his first rushing TD of the season in the 30-28 win at Phi. (10/18)
- Tallied a game-high 73 rushing yards on 10 carries as a key member of a Baltimore rushing attack that totaled 230 yards in the 33-16 win at Hou. (9/20)

### 2019: (BALTIMORE RAVENS – 16/1, 1/0)

- Rushed for 711 yards and 2 TDs for the NFL's No. 1 scoring offense (33.2 ppg)...Helped set new single-season franchise records for total TDs (64), points (531), rushing yards (3,296) and total net yards (6,521)
  - The Ravens became the first team in NFL history to average at least 200 rushing (206.0) and 200 net passing (201.6) yards per game in a season
  - Rushed for a career-high 130 yards on 21 attempts and helped the Ravens set a new NFL single-season record for rushing yards (3,296) in the victory vs. Pit. (12/29)...Marked the fifth 100-yard rushing game of his career
  - Totaled 35 yards on 5 carries, helping set a new single-season franchise record for rushing yards vs. NYJ (12/12)
  - Contributed 55 yards on 14 carries as part of the Ravens' 480 yards of offense (including a season-high 285 rushing) in the win at LAR (11/25)
  - Contributed 112 rushing yards and 1 TD on 8 attempts as part of the Ravens' 256 rushing yards in the 41-7 victory vs. Hou. (11/17)...His 63-yard TD marked a career long and is the Ravens' longest rush of the season
  - Recorded 27 yards and 1 TD on 7 carries to help Baltimore produce 210 rushing yards in the 37-20 victory vs. NE (11/3)...His 12-yard score marked his first TD of the season and the third of his career
- Gained 35 yards on 8 carries as part of Baltimore's 199 total rushing yards in the 30-16 win at Sea. (10/20)
  - Posted 34 yards on 6 carries, helping Baltimore produce 497 yards of offense in the 23-17 victory vs. Cin. (10/13)
  - Tallied 56 rushing yards on 17 carries, contributing to 643 yards of total offense and 59 points scored (both franchise records) in the 59-10, season-opening victory at Mia. (9/8)

### 2018: (BALTIMORE RAVENS – 11/6, 1/1)

- Posted a team-high 718 rushing yards and 2 TDs on 137 carries for the NFL's second-ranked rushing attack (152.6 ypg)...Baltimore finished with the then-second-most rushing yards (2,441) in franchise single-season history...Despite not playing until Week 6, finished fifth in the NFL in rushing yards by a rookie running back (second among undrafted players behind Denver's Phillip Lindsay)
- Contributed 76 of the team's 296 rushing yards in the 26-24 win vs. Cle. (12/30)...The 296 yards set a season high and stand as the third most in franchise single-game history
- Led the team with 92 rushing yards on 14 carries, adding a 13-yard catch, in the 22-10 win at LAC (12/22)...Baltimore rushed for at least 150 yards in the sixth-consecutive game
- Produced a game-high 104 yards on 19 carries in the win vs. TB (12/16)...With 242 rushing yards, Baltimore rushed for over 190 yards in its fifth-straight game, marking the NFL's first such occurrence by a team since 1976 (Steelers)
- Recorded 16 carries for 67 yards at KC (12/9), contributing to the Ravens' 194 rushing yards...Baltimore became the first team since 2003 (Denver) to rush for at least 190 yards in four-consecutive games
- Led the team with 21 carries for 82 yards in the 26-16 win at Atl. (12/2), helping the Ravens rush for 207 yards...Marked the first time in franchise history Baltimore rushed for at least 200 yards in three-consecutive games
- For the second-straight week, rushed for over 100 yards, finishing with 118 on 23 carries (5.1 avg.) in the 34-17 win vs. Oak. (11/25)...Became the second rookie in franchise history to have back-to-back 100-yard rushing games (Jamal Lewis, 2000, Weeks 12-13)...Edwards became the sixth undrafted rookie in the NFL's common draft era to produce 100-plus rushing yards in consecutive games
- Rushed for 115 yards and his first-career TD on 17 carries in the 24-21 win vs. Cin. (11/18)...Added a successful 2-point conversion run that tied the score at 21 late in the third quarter...Edwards' 115 rushing yards are the most ever by a Ravens' rookie who signed as an undrafted free agent...Edwards and QB Lamar Jackson (119) became the first *rookie* RB-QB teammates to each rush for 100 yards in a game in NFL history

### — COLLEGE —

- Spent the first four years (2013-16) of his career playing for the Miami Hurricanes and then transferred to Rutgers as a fifth-year senior in 2017



# 35 GUS EDWARDS

- Starting all 12 games at Rutgers in 2017, split the Homer Hazel Award for the team's MVP with Sebastian Joseph...Rushed for 512 yards in conference play, the most by a Scarlet Knight in a season since Rutgers joined the Big Ten Conference
- Saw action in 11 games as a redshirt junior (2016) at Miami, totaling 290 rushing yards and 1 TD on 59 carries
- Received a medical redshirt in 2015 after sustaining a season-ending foot injury in a scrimmage

## — HIGH SCHOOL —

- Prepped at Tottenville (Staten Island, NY) HS, where he led his team to the playoffs by rushing for 868 yards and 11 TDs as a senior
- Three-star recruit by ESPN, 247Sports, Rivals and Scout... Rated as nation's No. 1 fullback by Rivals...Rated No. 40 nationally among running backs by 247Sports and No. 46 by Scout



## — EDWARDS' COMMUNITY IMPACT —

- Partnered with UnitedHealthcare to help beautify the school grounds of Cradlerock (Columbia, MD) Elementary School...Spent an afternoon painting, weeding and rejuvenating a basketball court (2021)
- Attended the Ravens' annual Holiday Helpers event at Target to shop for gifts with Baltimore youth in need (2019)
- Held a Q&A session with students alongside Bright Future Mental Health Services (2019)
- Joined teammates to sign autographs and play games during the Ravens' A Purple Evening, the team's annual event dedicated to female fans (2019)
- Participated in the organization-wide day of service, Caw to Action – a celebration of the NFL's Huddle for 100 initiative (2019)
- Participated in Anthony Levine Sr.'s 10th Annual Home Run Derby & Softball Game with Ravens teammates (2019)
- Assisted with director of player engagement Jameel McClain's 53 Families Foundation Football & Fitness Clinic (2019)
- Participated in the Ravens' Signature Project with M&T Bank to renovate the facility and visit with children at the Webster Kendrick Boys & Girls Club in Baltimore (2019)
- Participated in the Ravens' Hometown Huddle for a day of play at the UA House in downtown Baltimore to promote the Ravens' PLAY 60 message (2018)

### GUS EDWARDS' NFL REGULAR SEASON RUSHING/RECEIVING STATISTICS

DATE	TEAM	RUSHING							RECEIVING				
		GP	GS	NO.	YDS.	AVG.	LG	TD	NO.	YDS.	AVG.	LG	TD
2018	Ravens	11	6	137	718	5.2	43	2	2	20	10.0	13	0
2019	Ravens	16	1	133	711	5.3	63t	2	7	45	6.4	10	0
2020	Ravens	16	6	144	723	5.0	36	6	9	129	14.3	34	0
<b>NFL TOTALS</b>		<b>43</b>	<b>13</b>	<b>414</b>	<b>2,152</b>	<b>5.2</b>	<b>63T</b>	<b>10</b>	<b>18</b>	<b>194</b>	<b>10.8</b>	<b>34</b>	<b>0</b>

### GUS EDWARDS' NFL POSTSEASON RUSHING/RECEIVING STATISTICS

DATE	TEAM	RUSHING							RECEIVING				
		GP	GS	NO.	YDS.	AVG.	LG	TD	NO.	YDS.	AVG.	LG	TD
2018	Ravens	1	1	8	23	2.9	5	0	0	0	0.0	0	0
2019	Ravens	1	0	3	20	6.7	19	0	0	0	0.0	0	0
2020	Ravens	2	1	18	80	4.4	12	0	0	0	0.0	0	0
<b>NFL TOTALS</b>		<b>4</b>	<b>2</b>	<b>29</b>	<b>123</b>	<b>4.2</b>	<b>19</b>	<b>0</b>	<b>0</b>	<b>0</b>	<b>0.0</b>	<b>0</b>	<b>0</b>

### SINGLE-GAME HIGHS: RUSHING/RECEIVING

**Rush Attempts** 23 vs. Oakland Raiders, Nov 25, 2018  
**Rushing Yards** 130 vs. Pittsburgh Steelers, Dec 29, 2019  
**Longest Runs** 63t vs. Houston Texans, Nov 17, 2019  
**Rushing TDs** 2 at Cleveland Browns, Dec 14, 2020  
**Receptions** 2 vs. New York Giants, Dec 27, 2020  
 ...3 more at 2.

**Receiving Yards** 37 vs. New York Giants, Dec 27, 2020  
**Longest Receptions** 34 vs. Jacksonville Jaguars, Dec 20, 2020  
**All-Purpose Yards** 132 vs. Pittsburgh Steelers, Dec 29, 2019  
**Most TDs** 2 at Cleveland Browns, Dec 14, 2020  
**Rushing Average** 14.4 vs. Dallas Cowboys, Dec 08, 2020

# 35 GUS EDWARDS

## 2020 GAME-BY-GAME REGULAR-SEASON STATISTICS [RAVENS]

DATE	OPPONENT	P/S	RUSHING					RECEIVING					W/L	SCORE	
			NO.	YDS.	AVG.	LG	TD	NO.	YDS.	AVG.	LG	TD			
09/13	Browns	P	4	17	4.3	13	0	0	0	0.0	0	0	0	W	38-6
09/20	at Texans	P	10	73	7.3	22	0	0	0	0.0	0	0	0	W	33-16
09/28	Chiefs	P	4	39	9.8	24	0	0	0	0.0	0	0	0	L	20-34
10/04	at Washington	P	9	38	4.2	13	0	0	0	0.0	0	0	0	W	31-17
10/11	Bengals	P	7	25	3.6	6	0	0	0	0.0	0	0	0	W	27-3
10/18	at Eagles	P	14	26	1.9	7t	1	0	0	0.0	0	0	0	W	30-28
11/01	Steelers	S	16	87	5.4	25	1	0	0	0.0	0	0	0	L	24-28
11/08	at Colts	S	11	23	2.1	5	1	2	11	5.5	7	0	0	W	24-10
11/15	at Patriots	P	7	42	6.0	11	0	1	31	31.0	31	0	0	L	17-23
11/22	Titans	S	3	6	2.0	3	0	0	0	0.0	0	0	0	L	24-30+
12/02	at Steelers	S	9	10	1.1	6	1	0	0	0.0	0	0	0	L	14-19
12/08	Cowboys	P	7	101	14.4	36	0	0	0	0.0	0	0	0	W	34-17
12/14	at Browns	P	7	49	7.0	19t	2	1	4	4.0	4	0	0	W	47-42
12/20	Jaguars	S	9	42	4.7	7	0	2	36	18.0	34	0	0	W	40-14
12/27	Giants	P	15	85	5.7	32	0	2	37	18.5	27	0	0	W	27-13
01/03	at Bengals	S	12	60	5.0	11	0	1	10	10.0	10	0	0	W	38-3
<b>2020 TOTALS</b>		<b>16-6</b>	<b>144</b>	<b>723</b>	<b>5.0</b>	<b>36</b>	<b>6</b>	<b>9</b>	<b>129</b>	<b>14.3</b>	<b>34</b>	<b>0</b>	<b>11-5</b>		

+ - Overtime

## 2020 GAME-BY-GAME POSTSEASON STATISTICS [RAVENS]

DATE	OPPONENT	P/S	RUSHING					RECEIVING					W/L	SCORE	
			NO.	YDS.	AVG.	LG	TD	NO.	YDS.	AVG.	LG	TD			
01/10	at Titans	P	8	38	4.8	8	0	0	0	0.0	0	0	0	W	20-13
01/16	at Bills	S	10	42	4.2	12	0	0	0	0.0	0	0	0	L	3-17
<b>2020 TOTALS</b>		<b>2-1</b>	<b>18</b>	<b>80</b>	<b>4.4</b>	<b>12</b>	<b>0</b>	<b>0</b>	<b>0</b>	<b>0.0</b>	<b>0</b>	<b>0</b>	<b>0</b>	<b>1-1</b>	







# 32

# DESHON ELLIOTT

SAFETY

6-1 | 210

COLLEGE: TEXAS

BORN: 4/21/97, DALLAS, TX

EXP. (NFL/RAVENS): 4/4

GP/GS (PLAYOFFS): 22/16 (2/2)



### — KEY TRANSACTIONS —

- Placed on Injured Reserve (knee) on 10/15/19
- Placed on Injured Reserve after suffering a fractured forearm in the preseason win at Mia. (8/25/18)
- Was selected by the Ravens in the sixth round (190th overall) of the 2018 NFL Draft...Was the first of Baltimore's three picks in the round (T Greg Senat, 212th and C Bradley Bozeman, 215th)

### — CAREER HIGHLIGHTS —

- In 2020, totaled a career-high 80 tackles (51 solo), 2.5 sacks, 3 TFL, 5 QBHs, 2 FFs and 4 PD for the NFL's No. 2 scoring defense (18.9 ppg) and No. 2 third-down unit (34.0%)... Baltimore led the NFL with 25 FFs.
- Played in six games in 2019, recording 3 tackles and 1 PD, before being placed on IR (knee) on 10/15/19
- Placed on Injured Reserve after suffering a fractured forearm in the preseason win at Mia. (8/25/18)

### — PERSONAL —

- Nickname is "The Joker"...Is a fan of the character and created a celebratory move inspired by the villain
- Enjoys skateboarding and is a big movie buff
- Majored in corporate communications at Texas

### 2020: (BALTIMORE RAVENS – 16/16, 2/2)

- In 2020, totaled a career-high 80 tackles (51 solo), 2.5 sacks, 3 TFL, 5 QBHs, 2 FFs and 4 PD for the NFL's No. 2 scoring defense (18.9 ppg) and No. 2 third-down unit (34.0%)... Baltimore led the NFL with 25 FFs.
- Made his postseason debut, recording 4 tackles (3 solo) and a key third-down PD in the fourth quarter of the 20-13 Wild Card Playoff win at Ten. (1/10/21)...Baltimore limited Tennessee to 4-of-12 (33%) on third down and held Derrick Henry to 40 rushing yards on 18 carries (2.2 ypc)
- Recorded 7 tackles (5 solo) and a PD in the 47-42 win at Cle. (12/14)...Laid a big hit on RB Kareem Hunt to break up a short pass and force a third down, not allowing Cleveland to convert and forcing to punt
- Recorded 4 solo tackles in the 24-10 win at Ind. (11/8)...Baltimore's defense pitched a second-half shutout to help secure the team's 10th-consecutive road victory
- Produced a team-high 7 tackles (4 solo) and teamed with ILB Chris Board to help corral QB Ben Roethlisberger for a sack vs. Pit. (11/1)...Helped limit the league's third-best third down offense entering the game (51.1%) to 3-of-9 (33%) on third down

- Produced 3 tackles (2 solo), 1 QBH, 1 PD and the first 2 FFs of his career in the 30-28 win at Phi. (10/18)...Baltimore recovered one of his FFs and scored a TD on the ensuing possession...Also helped limit the Eagles to 3-of-12 (25%) on third down
- Produced 5 tackles (2 solo), 1 sack and 2 TFL in the 27-3 win vs. Cin. (10/11)...Baltimore had five different DBs record at least 1 sack, marking the first time in NFL history that this feat has been accomplished
- Collected 4 tackles and his first-career sack in the 33-16 win at Hou. (9/20)...Also made a key QBH on a fourth-and-1 attempt to force a turnover on downs...Helped limit the Texans' offense to 5-of-14 (36%) on third down, en route to Baltimore's 14th-consecutive regular season victory
- In his first-career NFL start, collected 5 tackles (2 solo) in the season-opening win vs. Cle. (9/13)...Baltimore's defense limited Cleveland to 0-for-3 on fourth down and 3-of-12 (25%) on third down

### 2019: (BALTIMORE RAVENS – 6/0, 0/0)

- Played in six games, recording 3 tackles and 1 PD, before being placed on Injured Reserve (knee) on 10/15
- Recorded his first-career PD for a defense that limited the Bengals to 250 yards in the 23-17 victory vs. Cin. (10/13)
- Part of a defense that allowed just 269 total yards in the 26-23 OT victory at Pit. (10/6)
- Tallied his first-career tackles (2 solo) vs. Cle. (9/29)
- Part of a defense that held the Cardinals to 20 rushing yards and 2-of-11 (18%) on third down in the win vs. Ari. (9/15)
- Made his NFL debut in the 59-10, season-opening victory at Mia (9/8), posting his first-career special teams tackle

### 2018: (BALTIMORE RAVENS – 0/0, 0/0)

- Spent the entire season on Injured Reserve after suffering a fractured forearm in the preseason

### — COLLEGE —

- Started in all 12 games he appeared in his junior year, recording 63 tackles (50 solo), 15 PD, 6 INTs and 3 FFs
- In 2017, his 127 return yards on 6 INTs were the fourth-most in school history for a single season
- Returned an INT for a career-long 43 yards vs. Baylor
- In 2017, recorded first-career interception return for a TD (38 yards) at USC
- Earned several honors his final season at Texas, including first-team All-American by AFCA, *Associated Press*, FWAA, *The Sporting News* and WCFF, first-team All-Big 12 by league's coaches and AP

# 32 DESHON ELLIOTT

- Named Jim Thorpe Award finalist, awarded annually to the nation's best defensive back (2017)
  - As a senior, recorded 81 tackles, 5 PD, 3 INTs (1 returned for TD), 2 TFL and 1 FF, despite missing two games
  - Also saw action on offense and special teams, catching 15 passes for 226 yards and 3 TDs and returning 7 punts
- HIGH SCHOOL —
- Prepped at Rockwall-Heath (Rockwall, TX) HS, where he was an All-State and two-time All-District honoree and a 2015 Under Armour All-America Game participant



## — ELLIOTT'S COMMUNITY IMPACT —

- Supported a free meal giveaway in Texas after severe storm damages (2021)
- Supported former teammate at Tony Jefferson's Shop with a Jock event for Baltimore youth at the holidays (2019)
- Alongside teammates, participated as a celebrity bowler in Anthony Levine Sr.'s Celebrity Bowling Night to benefit his 4every1 Foundation (2019)
- Visited with patients unable to go home for the holidays at Medstar Union Memorial Hospital (2018)

### DESHON ELLIOTT'S NFL REGULAR SEASON DEFENSIVE STATISTICS

DATE	TEAM	GP	GS	TACKLES							INTERCEPTIONS					FUMBLES			ST					MISC		
				TK	S	A	TFL	YDS	SK	YDS	QBH	NO	YDS	LG	TD	PD	FF	FR	YDS	TK	S	A	FF	FR	S	A
2018	Ravens	0	0	0	0	0	0	0	0	0.0	0.0	0	0	0	0	0	0	0	0	0	0	0	0	0	0	0
2019	Ravens	6	0	3	3	0	0	0	0.0	0.0	0	0	0	0	0	1	0	0	0	3	3	0	0	0	0	0
2020	Ravens	16	16	80	51	29	3	15	2.5	14.0	5	0	0	0	0	4	2	0	0	0	0	0	0	0	0	0
<b>NFL TOTALS</b>		<b>22</b>	<b>16</b>	<b>83</b>	<b>54</b>	<b>29</b>	<b>3</b>	<b>15</b>	<b>2.5</b>	<b>14.0</b>	<b>5</b>	<b>0</b>	<b>0</b>	<b>0</b>	<b>0</b>	<b>5</b>	<b>2</b>	<b>0</b>	<b>0</b>	<b>3</b>	<b>3</b>	<b>0</b>	<b>0</b>	<b>0</b>	<b>0</b>	<b>0</b>

### DESHON ELLIOTT'S NFL POSTSEASON DEFENSIVE STATISTICS

DATE	TEAM	GP	GS	TACKLES							INTERCEPTIONS					FUMBLES			ST					MISC		
				TK	S	A	TFL	YDS	SK	YDS	QBH	NO	YDS	LG	TD	PD	FF	FR	YDS	TK	S	A	FF	FR	S	A
2018	Ravens	0	0	0	0	0	0	0	0.0	0.0	0	0	0	0	0	0	0	0	0	0	0	0	0	0	0	0
2019	Ravens	0	0	0	0	0	0	0	0.0	0.0	0	0	0	0	0	0	0	0	0	0	0	0	0	0	0	0
2020	Ravens	2	2	8	6	2	0	0	0.0	0.0	0	0	0	0	1	0	0	0	1	1	0	0	0	0	0	0
<b>NFL TOTALS</b>		<b>2</b>	<b>2</b>	<b>8</b>	<b>6</b>	<b>2</b>	<b>0</b>	<b>0</b>	<b>0.0</b>	<b>0.0</b>	<b>0</b>	<b>0</b>	<b>0</b>	<b>0</b>	<b>1</b>	<b>0</b>	<b>0</b>	<b>0</b>	<b>1</b>	<b>1</b>	<b>0</b>	<b>0</b>	<b>0</b>	<b>0</b>	<b>0</b>	<b>0</b>

### SINGLE-GAME HIGHS: DEFENSIVE

- |                        |   |                              |   |
|------------------------|---|------------------------------|---|
| <b>Total Tackles</b>   | 7 at Cleveland Browns, Dec 14, 2020<br>...3 more at 7.        | <b>Forced Fumbles</b>        | 2 at Philadelphia Eagles, Oct 18, 2020                    |
| <b>Sacks</b>           | 1.0 vs. Cincinnati Bengals, Oct 11, 2020<br>...1 more at 1.0. | <b>Tackles For Loss</b>      | 2 vs. Cincinnati Bengals, Oct 11, 2020                    |
| <b>Passes Defensed</b> | 1 at Cleveland Browns, Dec 14, 2020<br>...4 more at 1.        | <b>Special Teams Tackles</b> | 1 at Pittsburgh Steelers, Oct 06, 2019<br>...2 more at 1. |



# 32 DESHON ELLIOTT

## 2020 GAME-BY-GAME REGULAR-SEASON STATISTICS [RAVENS]

DATE	OPPONENT	P/S	TACKLES							INTERCEPTIONS					FUMBLES			ST					MISC		W/L	SCORE	
			TK	S	A	SK	YDS	TFL	YDS	QBH	NO	YDS	LG	TD	PD	FF	FR	YDS	TK	S	A	FF	FR	S			A
09/13	Browns	S	5	2	3	0.0	0.0	0	0	0	0	0	0	0	0	0	0	0	0	0	0	0	0	0	0	W	38-6
09/20	at Texans	S	4	4	0	1.0	4.0	1	4	2	0	0	0	0	0	0	0	0	0	0	0	0	0	0	0	W	33-16
09/28	Chiefs	S	5	4	1	0.0	0.0	0	0	0	0	0	0	0	1	0	0	0	0	0	0	0	0	0	0	L	20-34
10/04	at Washington	S	3	2	1	0.0	0.0	0	0	0	0	0	0	0	1	0	0	0	0	0	0	0	0	0	0	W	31-17
10/11	Bengals	S	5	2	3	1.0	9.0	2	11	1	0	0	0	0	0	0	0	0	0	0	0	0	0	0	0	W	27-3
10/18	at Eagles	S	3	1	2	0.0	0.0	0	0	1	0	0	0	0	1	2	0	0	0	0	0	0	0	0	0	W	30-28
11/01	Steelers	S	7	4	3	0.5	1.0	0	0	1	0	0	0	0	0	0	0	0	0	0	0	0	0	0	0	L	24-28
11/08	at Colts	S	4	4	0	0.0	0.0	0	0	0	0	0	0	0	0	0	0	0	0	0	0	0	0	0	0	W	24-10
11/15	at Patriots	S	6	4	2	0.0	0.0	0	0	0	0	0	0	0	0	0	0	0	0	0	0	0	0	0	0	L	17-23
11/22	Titans	S	6	3	3	0.0	0.0	0	0	0	0	0	0	0	0	0	0	0	0	0	0	0	0	0	0	L	24-30+
12/02	at Steelers	S	7	5	2	0.0	0.0	0	0	0	0	0	0	0	0	0	0	0	0	0	0	0	0	0	0	L	14-19
12/08	Cowboys	S	7	7	0	0.0	0.0	0	0	0	0	0	0	0	0	0	0	0	0	0	0	0	0	0	0	W	34-17
12/14	at Browns	S	7	5	2	0.0	0.0	0	0	0	0	0	0	0	1	0	0	0	0	0	0	0	0	0	0	W	47-42
12/20	Jaguars	S	5	1	4	0.0	0.0	0	0	0	0	0	0	0	0	0	0	0	0	0	0	0	0	0	0	W	40-14
12/27	Giants	S	4	3	1	0.0	0.0	0	0	0	0	0	0	0	0	0	0	0	0	0	0	0	0	0	0	W	27-13
01/03	at Bengals	S	2	0	2	0.0	0.0	0	0	0	0	0	0	0	0	0	0	0	0	0	0	0	0	0	0	W	38-3
<b>2020 TOTALS</b>		<b>16-16</b>	<b>80</b>	<b>51</b>	<b>29</b>	<b>2.5</b>	<b>14.0</b>	<b>3</b>	<b>15</b>	<b>5</b>	<b>0</b>	<b>0</b>	<b>0</b>	<b>0</b>	<b>4</b>	<b>2</b>	<b>0</b>	<b>0</b>	<b>0</b>	<b>0</b>	<b>0</b>	<b>0</b>	<b>0</b>	<b>0</b>	<b>0</b>	<b>11-5</b>	

+ - Overtime

## 2020 GAME-BY-GAME POSTSEASON STATISTICS [RAVENS]

DATE	OPPONENT	P/S	TACKLES							INTERCEPTIONS					FUMBLES			ST					MISC		W/L	SCORE		
			TK	S	A	SK	YDS	TFL	YDS	QBH	NO	YDS	LG	TD	PD	FF	FR	YDS	TK	S	A	FF	FR	S			A	
01/10	at Titans	S	4	3	1	0.0	0.0	0	0	0	0	0	0	0	1	0	0	0	0	0	0	0	0	0	0	0	W	20-13
01/16	at Bills	S	4	3	1	0.0	0.0	0	0	0	0	0	0	0	0	0	0	0	0	1	1	0	0	0	0	0	L	3-17
<b>2020 TOTALS</b>		<b>2-2</b>	<b>8</b>	<b>6</b>	<b>2</b>	<b>0.0</b>	<b>0.0</b>	<b>0</b>	<b>0</b>	<b>0</b>	<b>0</b>	<b>0</b>	<b>0</b>	<b>0</b>	<b>1</b>	<b>0</b>	<b>0</b>	<b>0</b>	<b>1</b>	<b>1</b>	<b>0</b>	<b>0</b>	<b>0</b>	<b>0</b>	<b>0</b>	<b>1-1</b>		





# 71

# JUSTIN ELLIS

DEFENSIVE TACKLE

COLLEGE: LOUISIANA TECH

BORN: 12/27/90, NEVILLE, LA

6-2 | 350

EXP. (NFL/RAVENS): 8/3

GP/GS (PLAYOFFS): 83/45 (3/0)



### — KEY TRANSACTIONS —

- Re-signed by the Ravens (one-year contract) on 3/5/21
- Re-signed by the Ravens (one-year contract) on 3/21/20
- Signed by the Ravens on 11/12/19
- Placed on Injured Reserve by Oakland on 8/31/19 and was later released on 10/8/19
- Signed a contract extension with the Raiders on 3/12/18
- Originally selected by the Raiders in the fourth round (107th overall) of the 2014 NFL Draft

### — HONORS —

- PFWA and *Sports Illustrated* All-Rookie teams (2014)

### — CAREER HIGHLIGHTS —

- Produced 17 tackles (6 solo) and 1 PD in 13 games (three starts) in 2020, helping Baltimore's defense rank No. 2 in both points allowed (18.9) and third-down efficiency (34.0%)
- In 2019, recorded 6 tackles in four games, helping Baltimore's defense rank No. 3 in points (17.6) and No. 4 in yards (300.6) allowed per game
- In 2017 with Oakland, appeared in 16 games, setting a career high with 48 tackles and adding a half-sack
- As a rookie in 2014, appeared in all 16 games, earning *Sports Illustrated* and PFWA All-Rookie honors

### — PERSONAL —

- Nicknamed "Jelly" by his high school football coach
- Participated in numerous Oakland community events...Helped the Raiders host the UCSF Benioff Children's Hospital Pediatric Prom (2017) and hosted a "Skills and Drills" football camp in his hometown of Monroe, LA

### 2020: (BALTIMORE RAVENS – 13/3, 1/0)

- Produced 17 tackles (6 solo) and 1 PD in 13 games (three starts), helping Baltimore's defense rank No. 2 in both points allowed (18.9) and third-down efficiency (34.0%)
- Notched 1 solo tackle in the 20-13 Wild Card Playoff win at Ten. (1/10/21)...Baltimore limited Tennessee to 4-of-12 (33%) on third down and held Derrick Henry to 40 rushing yards on 18 carries (2.2 ypc)
- Totaled 2 tackles (1 solo) in a standout performance for Baltimore's run defense in the 40-14 win vs. Jax. (12/20)...Helped limit Jacksonville's rushing attack to 62 yards on 22 carries (2.8 avg)
- Capitalized on his increased snap count (47), totaling a season-high 4 tackles (2 solo) at NE (11/15)

### 2019: (BALTIMORE RAVENS – 4/0, 1/0)

- After signing to the Ravens' 53-man roster in Week 11, posted 6 tackles in four games, helping Baltimore's defense rank No. 3 in points (17.6) and No. 4 in yards (300.6) allowed per game
- In his Ravens debut, posted 3 tackles as part of a defense that limited the Texans to 232 total yards in the 41-7 victory vs. Hou. (11/17)

### 2018: (OAKLAND RAIDERS – 6/1, 0/0)

- Missed 10 games after suffering a foot injury in Week 1...Played in the final five games, totalling 7 tackles (3 solo)
- Notched a season-high 4 tackles (1 solo) at KC (12/30)

### 2017: (OAKLAND RAIDERS – 16/14, 0/0)

- Played in all 16 games for the second-straight year and tied a career high with 14 starts...Posted a career-high 48 tackles (27 solo) and a half-sack
- Recorded a career-high 7 tackles (3 solo) vs. KC (10/19)
- Notched a half-sack at Ten. (9/10)

### 2016: (OAKLAND RAIDERS – 16/4, 1/0)

- Saw action in all 16 games (four starts) and totaled 21 tackles (15 solo)
- Made his first-career postseason appearance, tallying 2 solo tackles in the Wild Card game at Hou. (1/7/17)
- Part of a defense that limited the Broncos' rushing attack to only 33 yards on the ground vs. Den. (11/6)
- Set a season high with 3 solo tackles in the season opener at NO (9/11)

### 2015: (OAKLAND RAIDERS – 12/9, 0/0)

- Appeared in 12 games (nine starts), missing time early in the season with an ankle injury...Totaled 22 tackles and 1 PD
- Part of a defensive unit that ranked fifth in the league in rushing defense (91.1 yards per game)
- Posted 3 tackles in five separate contests

### 2014: (OAKLAND RAIDERS – 16/14, 0/0)

- Played in all 16 games (14 starts) as a rookie and collected 21 tackles (16 solo) and 1 PD...Earned *Sports Illustrated* and PFWA All-Rookie honors
- Part of a dominant defensive effort, helping limit the Bills to just 13 rushing yards, which tied for the third-lowest opponent total in franchise history, vs. Buf. (12/21)
- Recorded his first-career PD, batting down a QB Peyton Manning pass vs. Den. (11/9)
- Made NFL debut and tallied 1 tackle at NYJ (9/7)



# 71 JUSTIN ELLIS

## — COLLEGE —

- Played in 37 games (25 starts) at Louisiana Tech from 2010-13, with 14 starts coming at DT and 11 at nose guard... Totaled 102 tackles (37 solo), 2.5 sacks, 3 PD, 2 FFs and 2 FRs
- Started in all 12 games his senior season and earned All-Conference USA honorable mention after posting 48 tackles and 1.5 sacks

## — HIGH SCHOOL —

- Prepped at Neville (Monroe, LA) HS, where he was named first-team All-State by the Louisiana Sports Writers Association as a senior and second-team All-State by the Louisiana Football Coaches Association as a junior... Also twice earned All-Northeast Louisiana honors from *The News-Star* (Monroe, LA)
- Lettered in track and field, finishing third in state of Louisiana in the shot put as a junior



## — ELLIS' COMMUNITY IMPACT —

- Attended the Ravens' annual Holiday Helpers event at Target to shop for gifts with Baltimore youth in need (2019)
- Holds his annual Skills and Drills Football Camp for football athletes ages 8-15 in his hometown of Monroe, LA (2017-19)
- Has continuously supported youth-driven initiatives by representing Current Phenomenon, Inc., a non-profit based in his hometown aimed at supporting underprivileged youth, through the NFL's My Cause My Cleats campaign
- While with the Raiders, was extremely active in the community, participating in multiple community events, including hospital visits, various camps, and hosting the UCSF Benioff Children's Hospital Pediatric Prom alongside the Raiders

### JUSTIN ELLIS' NFL REGULAR SEASON DEFENSIVE STATISTICS

DATE	TEAM	GP	GS	TACKLES							INTERCEPTIONS					FUMBLES			ST				MISC						
				TK	S	A	TFL	YDS	SK	YDS	QBH	NO	YDS	LG	TD	PD	FF	FR	YDS	TK	S	A	FF	FR	S	A			
2014	Raiders	16	14	21	16	5	1	1	0.0	0.0	1	0	0	0	0	1	0	0	0	0	0	0	0	0	0	0	0	0	0
2015	Raiders	12	9	22	19	3	2	1	0.0	0.0	1	0	0	0	0	1	0	0	0	0	0	0	0	0	0	0	0	0	0
2016	Raiders	16	4	21	15	6	1	0	0.0	0.0	0	0	0	0	0	0	0	0	0	0	0	0	0	0	0	0	0	0	0
2017	Raiders	16	14	48	27	21	1	1	0.5	0.5	1	0	0	0	0	0	0	0	0	0	0	0	0	0	0	0	0	0	0
2018	Raiders	6	1	7	3	4	1	1	0.0	0.0	0	0	0	0	0	0	0	0	0	0	0	0	0	0	0	0	0	0	0
2019	Raiders	0	0	0	0	0	0	0	0.0	0.0	0	0	0	0	0	0	0	0	0	0	0	0	0	0	0	0	0	0	0
				Went from Oakland to Baltimore.																									
2019	Ravens	4	0	6	2	4	0	0	0.0	0.0	0	0	0	0	0	0	0	0	0	0	0	0	0	0	0	0	0	0	0
2019	TOTAL	4	0	6	2	4	0	0	0.0	0.0	0	0	0	0	0	0	0	0	0	0	0	0	0	0	0	0	0	0	0
2020	Ravens	13	3	17	6	11	0	0	0.0	0.0	0	0	0	0	0	1	0	0	0	0	0	0	0	0	0	0	0	0	0
<b>NFL TOTALS</b>		<b>83</b>	<b>45</b>	<b>142</b>	<b>88</b>	<b>54</b>	<b>6</b>	<b>4</b>	<b>0.5</b>	<b>0.5</b>	<b>3</b>	<b>0</b>	<b>0</b>	<b>0</b>	<b>0</b>	<b>3</b>	<b>0</b>	<b>0</b>	<b>0</b>	<b>0</b>	<b>0</b>	<b>0</b>	<b>0</b>	<b>0</b>	<b>0</b>	<b>0</b>	<b>0</b>	<b>0</b>	<b>0</b>

### JUSTIN ELLIS' NFL POSTSEASON DEFENSIVE STATISTICS

DATE	TEAM	GP	GS	TACKLES							INTERCEPTIONS					FUMBLES			ST				MISC						
				TK	S	A	TFL	YDS	SK	YDS	QBH	NO	YDS	LG	TD	PD	FF	FR	YDS	TK	S	A	FF	FR	S	A			
2016	Raiders	1	0	2	0	2	0	0	0.0	0.0	0	0	0	0	0	0	0	0	0	0	0	0	0	0	0	0	0	0	0
2019	Ravens	1	0	1	1	0	0	0	0.0	0.0	0	0	0	0	0	0	0	0	0	0	0	0	0	0	0	0	0	0	0
2020	Ravens	1	0	1	1	0	0	0	0.0	0.0	0	0	0	0	0	0	0	0	0	0	0	0	0	0	0	0	0	0	0
<b>NFL TOTALS</b>		<b>3</b>	<b>0</b>	<b>4</b>	<b>2</b>	<b>2</b>	<b>0</b>	<b>0</b>	<b>0.0</b>	<b>0.0</b>	<b>0</b>	<b>0</b>	<b>0</b>	<b>0</b>	<b>0</b>	<b>0</b>	<b>0</b>	<b>0</b>	<b>0</b>	<b>0</b>	<b>0</b>	<b>0</b>	<b>0</b>	<b>0</b>	<b>0</b>	<b>0</b>	<b>0</b>	<b>0</b>	<b>0</b>

### SINGLE-GAME HIGHS: DEFENSIVE

**Total Tackles**  
**Sacks**

7 vs. Kansas City Chiefs, Oct 19, 2017  
0.5 at Tennessee Titans, Sep 10, 2017

**Passes Defensed**

1 at Indianapolis Colts, Nov 08, 2020  
...2 more at 1.

**Tackles For Loss**

1 vs. Pittsburgh Steelers, Dec 09, 2018  
...5 more at 1.

# 71 JUSTIN ELLIS

## 2020 GAME-BY-GAME REGULAR-SEASON STATISTICS [RAVENS]

DATE	OPPONENT	P/S	TACKLES							INTERCEPTIONS					FUMBLES			ST					MISC		W/L	SCORE																											
			TK	S	A	SK	YDS	TFL	YDS	QBH	NO	YDS	LG	TD	PD	FF	FR	YDS	TK	S	A	FF	FR	S			A																										
09/13	Browns	P	1	0	1	0.0	0.0	0	0	0	0	0	0	0	0	0	0	0	0	0	0	0	0	0	0	0	0	0	0	0	0	0	0	0	W	38-6																	
09/20	at Texans	P	0	0	0	0.0	0.0	0	0	0	0	0	0	0	0	0	0	0	0	0	0	0	0	0	0	0	0	0	0	0	0	0	0	0	W	33-16																	
09/28	Chiefs	P	0	0	0	0.0	0.0	0	0	0	0	0	0	0	0	0	0	0	0	0	0	0	0	0	0	0	0	0	0	0	0	0	0	L	20-34																		
10/04	at Washington	P	0	0	0	0.0	0.0	0	0	0	0	0	0	0	0	0	0	0	0	0	0	0	0	0	0	0	0	0	0	0	0	0	0	W	31-17																		
10/11	Bengals		ON INACTIVE LIST																																																W	27-3	
10/18	at Eagles	S	1	1	0	0.0	0.0	0	0	0	0	0	0	0	0	0	0	0	0	0	0	0	0	0	0	0	0	0	0	0	0	0	0	0	W	30-28																	
11/01	Steelers		ON INACTIVE LIST																																																	L	24-28
11/08	at Colts	P	1	0	1	0.0	0.0	0	0	0	0	0	0	0	1	0	0	0	0	0	0	0	0	0	0	0	0	0	0	0	0	0	0	0	W	24-10																	
11/15	at Patriots	P	4	2	2	0.0	0.0	0	0	0	0	0	0	0	0	0	0	0	0	0	0	0	0	0	0	0	0	0	0	0	0	0	0	0	L	17-23																	
11/22	Titans	S	3	2	1	0.0	0.0	0	0	0	0	0	0	0	0	0	0	0	0	0	0	0	0	0	0	0	0	0	0	0	0	0	0	0	L	24-30+																	
12/02	at Steelers	S	0	0	0	0.0	0.0	0	0	0	0	0	0	0	0	0	0	0	0	0	0	0	0	0	0	0	0	0	0	0	0	0	0	0	L	14-19																	
12/08	Cowboys	P	2	0	2	0.0	0.0	0	0	0	0	0	0	0	0	0	0	0	0	0	0	0	0	0	0	0	0	0	0	0	0	0	0	0	W	34-17																	
12/14	at Browns	P	2	0	2	0.0	0.0	0	0	0	0	0	0	0	0	0	0	0	0	0	0	0	0	0	0	0	0	0	0	0	0	0	0	0	W	47-42																	
12/20	Jaguars	P	2	1	1	0.0	0.0	0	0	0	0	0	0	0	0	0	0	0	0	0	0	0	0	0	0	0	0	0	0	0	0	0	0	0	W	40-14																	
12/27	Giants	P	1	0	1	0.0	0.0	0	0	0	0	0	0	0	0	0	0	0	0	0	0	0	0	0	0	0	0	0	0	0	0	0	0	W	27-13																		
01/03	at Bengals		ON INACTIVE LIST																																																	W	38-3
<b>2020 TOTALS</b>		<b>13-3</b>	<b>17</b>	<b>6</b>	<b>11</b>	<b>0.0</b>	<b>0.0</b>	<b>0</b>	<b>0</b>	<b>0</b>	<b>0</b>	<b>0</b>	<b>0</b>	<b>0</b>	<b>1</b>	<b>0</b>	<b>0</b>	<b>0</b>	<b>0</b>	<b>0</b>	<b>0</b>	<b>0</b>	<b>0</b>	<b>0</b>	<b>0</b>	<b>0</b>	<b>0</b>	<b>0</b>	<b>0</b>	<b>0</b>	<b>0</b>	<b>0</b>	<b>0</b>	<b>11-5</b>																			

+ - Overtime

## 2020 GAME-BY-GAME POSTSEASON STATISTICS [RAVENS]

DATE	OPPONENT	P/S	TACKLES							INTERCEPTIONS					FUMBLES			ST					MISC		W/L	SCORE																											
			TK	S	A	SK	YDS	TFL	YDS	QBH	NO	YDS	LG	TD	PD	FF	FR	YDS	TK	S	A	FF	FR	S			A																										
01/10	at Titans	P	1	1	0	0.0	0.0	0	0	0	0	0	0	0	0	0	0	0	0	0	0	0	0	0	0	0	0	0	0	0	0	0	0	0	W	20-13																	
01/16	at Bills		ON INACTIVE LIST																																																	L	3-17
<b>2020 TOTALS</b>		<b>1-0</b>	<b>1</b>	<b>1</b>	<b>0</b>	<b>0.0</b>	<b>0.0</b>	<b>0</b>	<b>0</b>	<b>0</b>	<b>0</b>	<b>0</b>	<b>0</b>	<b>0</b>	<b>0</b>	<b>0</b>	<b>0</b>	<b>0</b>	<b>0</b>	<b>0</b>	<b>0</b>	<b>0</b>	<b>0</b>	<b>0</b>	<b>0</b>	<b>0</b>	<b>0</b>	<b>0</b>	<b>0</b>	<b>0</b>	<b>0</b>	<b>0</b>	<b>0</b>	<b>1-1</b>																			







# 45 JAYLON FERGUSON

COLLEGE: LOUISIANA TECH

OUTSIDE LINEBACKER BORN: 12/14/95, ST. FRANCISVILLE, LA

6-5 | 270

EXP. (NFL/RAVENS): 3/3

GP/GS (PLAYOFFS): 28/10 (1/1)



## — KEY TRANSACTIONS —

- Jaylon Ferguson was selected by the Ravens in the third round (85th overall) of the 2019 NFL Draft...Was the first of two players (WR Miles Boykin) selected in the round

## — CAREER HIGHLIGHTS —

- Saw action in 14 games (one start) in 2020, tallying 30 tackles (21 solo), 2 sacks, 7 TFL, 5 QBHs, 1 FR and 1 PD...Helped Baltimore's defense rank No. 2 in both points allowed (18.9) and third-down efficiency (34.0%)
- Posted a career-high 6 tackles (3 solo) and 1 TFL in the 27-3 win vs. Cin. (10/11/20)
- In his rookie season, recorded 31 tackles, 2.5 sacks, 1 PD and 1 FR, helping Baltimore's defense rank No. 3 in points (17.6) and No. 4 in yards (300.6) allowed per game
- Tallied his first-career sack (-7 yards) and first-career FR in the 41-7 victory vs. Hou. (11/17/19)
- With a career-high 46 defensive snaps, notched his first-career TFL in the 30-16 win at Sea. (10/20/19)

## — PERSONAL —

- Following a devastating tornado strike, spent time on 2019 draft week lending a helping hand in the relief efforts surrounding his college community of Ruston, LA
- Nickname is "Sack Daddy"
- Graduated with a degree in general studies

## 2020: (BALTIMORE RAVENS – 14/1, 0/0)

- Saw action in 14 games (one start), tallying 30 tackles (21 solo), 2 sacks, 7 TFL, 5 QBHs, 1 FR and 1 PD...Helped Baltimore's defense rank No. 2 in both points allowed (18.9) and third-down efficiency (34.0%)
- Recorded 2 solo tackles, 1 sack (-7 yards), 2 QBHs and a season-high 2 TFL vs. Pit. (11/1)...Also helped limit the league's third-best third down offense entering the game (51.1%) to 3-of-9 (33%) on third down
- Tallied a career-high 6 tackles (3 solo) and 1 TFL in the 27-3 win vs. Cin. (10/11)...Helped limit the Bengals to 3-of-16 (18.8%) on third down
- Registered a fourth-quarter red zone sack (-18 yards) and helped limit Washington to 4-of-13 (31%) on third down in the 31-17 win at Was. (10/14)
- Recovered a Chuck Clark FF, marking the second fumble recovery of his career, vs. KC (9/28)

## 2019: (BALTIMORE RAVENS – 14/9, 1/1)

- In his rookie season, recorded 31 tackles, 2.5 sacks, 1 PD and 1 FR, helping Baltimore's defense rank No. 3 in points (17.6) and No. 4 in yards (300.6) allowed per game
- Posted a career-high 5 tackles, including 1 TFL, for a defense that held the Rams to just 22 rushing yards and 221 total yards in the 45-6 win at LAR (11/25)
- Posted 4 tackles, including his first-career sack (-7 yards) and first-career FR, helping limit the Texans to just 232 total yards in the 41-7 victory vs. Hou. (11/17)
- Posted 4 tackles in the 49-13 win at Cin. (11/10)
- With a career-high 46 defensive snaps, posted 3 tackles, including his first-career TFL, and 1 QB hit in the 30-16 win at Sea. (10/20)
- Posted his first-career PD for a defense that limited the Bengals to 250 yards in the 23-17 victory vs. Cin. (10/13)
- Posted his first-career NFL tackle as part of a defense that allowed just 269 total yards in the 26-23 OT win at Pit. (10/6)
- Made his NFL debut at KC (9/22), seeing action on 9 defensive snaps and 8 special teams plays

## — COLLEGE —

- Recorded 187 tackles (111 solo), 45 sacks, 8 FFs, 4 FRs and 7 PD in 51 career games at Louisiana Tech
- Broke the all-time NCAA record for career sacks (45), besting longtime Ravens OLB Terrell Suggs, who posted 44 career sacks at Arizona State
- Earned Conference USA Defensive Player of the Year (2018), first-team All-Conference USA (2016-18), first-team All-Louisiana (2016-18) Walter Camp second-team All-America (2018), *FWAA* second-team All-America (2018), *Sporting News* second-team All-America (2018), *AP* third-team All-America (2018), SoFi Hawaii Bowl Most Outstanding Player (2018), *FWAA* Freshman All-America (2015), *Sporting News* Freshman All-America (2015), second-team All-Louisiana (2015), All-Conference USA honorable mention (2015) and Conference USA All-Freshman Team (2015)

## — HIGH SCHOOL —

- Prepped at West Feliciana (St. Francisville, LA) HS, where he lettered four years in football and basketball
- Earned All-State honors, was an East All-Star and garnered district and metro MVP honors as a senior

# 45 JAYLON FERGUSON



## — FERGUSON'S COMMUNITY IMPACT —

- Alongside teammates, attended the inaugural Bradley and Nikki Bozeman Foundation Halloween Costume Party in support of the foundation's anti-bullying initiative (2019)
- Joined teammates to sign autographs and play games during the Ravens' A Purple Evening, the team's annual event dedicated to female fans (2019)
- Alongside teammates, participated as a celebrity bowler in Anthony Levine Sr.'s Celebrity Bowling Night to benefit his 4every1 Foundation (2019)
- Participated in the organization-wide day of service, Caw to Action – a celebration of the NFL's Huddle for 100 initiative (2019)
- Participated in the Ravens' Signature Project with M&T Bank to renovate the facility and visit with children at the Webster Kendrick Boys & Girls Club in Baltimore (2019)

### JAYLON FERGUSON'S NFL REGULAR SEASON DEFENSIVE STATISTICS

DATE	TEAM	GP	GS	TACKLES							INTERCEPTIONS					FUMBLES			ST				MISC				
				TK	S	A	TFL	YDS	SK	YDS	QBH	NO	YDS	LG	TD	PD	FF	FR	YDS	TK	S	A	FF	FR	S	A	
2019	Ravens	14	9	31	20	11	6	24	2.5	18.0	9	0	0	0	0	1	0	1	0	0	0	0	0	0	0	0	0
2020	Ravens	14	1	30	21	9	7	36	2.0	25.0	5	0	0	0	0	1	0	1	0	0	0	0	0	0	0	0	0
<b>NFL TOTALS</b>		<b>28</b>	<b>10</b>	<b>61</b>	<b>41</b>	<b>20</b>	<b>13</b>	<b>60</b>	<b>4.5</b>	<b>43.0</b>	<b>14</b>	<b>0</b>	<b>0</b>	<b>0</b>	<b>0</b>	<b>2</b>	<b>0</b>	<b>2</b>	<b>0</b>	<b>0</b>	<b>0</b>	<b>0</b>	<b>0</b>	<b>0</b>	<b>0</b>	<b>0</b>	<b>0</b>

### JAYLON FERGUSON'S NFL POSTSEASON DEFENSIVE STATISTICS

DATE	TEAM	GP	GS	TACKLES							INTERCEPTIONS					FUMBLES			ST				MISC				
				TK	S	A	TFL	YDS	SK	YDS	QBH	NO	YDS	LG	TD	PD	FF	FR	YDS	TK	S	A	FF	FR	S	A	
2019	Ravens	1	1	1	1	0	0	0	0.0	0.0	1	0	0	0	0	0	0	0	0	0	0	0	0	0	0	0	0
2020	Ravens	0	0	0	0	0	0	0	0.0	0.0	0	0	0	0	0	0	0	0	0	0	0	0	0	0	0	0	0
<b>NFL TOTALS</b>		<b>1</b>	<b>1</b>	<b>1</b>	<b>1</b>	<b>0</b>	<b>0</b>	<b>0</b>	<b>0.0</b>	<b>0.0</b>	<b>1</b>	<b>0</b>	<b>0</b>	<b>0</b>	<b>0</b>	<b>0</b>	<b>0</b>	<b>0</b>	<b>0</b>	<b>0</b>	<b>0</b>	<b>0</b>	<b>0</b>	<b>0</b>	<b>0</b>	<b>0</b>	<b>0</b>

### SINGLE-GAME HIGHS: DEFENSIVE

**Total Tackles** 6 vs. Cincinnati Bengals, Oct 11, 2020  
**Sacks** 1.0 vs. Pittsburgh Steelers, Nov 01, 2020  
 ...3 more at 1.0.  
**Passes Defensed** 1 at Cincinnati Bengals, Jan 03, 2021  
 ...1 more at 1.

**Fumble Recoveries** 1 vs. Kansas City Chiefs, Sep 28, 2020  
 ...1 more at 1.  
**Tackles For Loss** 2 vs. Pittsburgh Steelers, Nov 01, 2020  
 ...2 more at 2.

### 2020 GAME-BY-GAME REGULAR-SEASON STATISTICS [RAVENS]

DATE	OPPONENT	P/S	TACKLES							INTERCEPTIONS					FUMBLES			ST				MISC		W/L	SCORE			
			TK	S	A	SK	YDS	TFL	YDS	QBH	NO	YDS	LG	TD	PD	FF	FR	YDS	TK	S	A	FF	FR			S	A	
09/13	Browns	P	1	1	0	0.0	0.0	0	0	0	1	0	0	0	0	0	0	0	0	0	0	0	0	0	0	0	W	38-6
09/20	at Texans	P	0	0	0	0.0	0.0	0	0	0	0	0	0	0	0	0	0	0	0	0	0	0	0	0	0	W	33-16	
09/28	Chiefs	P	0	0	0	0.0	0.0	0	0	0	0	0	0	0	0	1	0	0	0	0	0	0	0	0	0	L	20-34	
10/04	at Washington	P	3	2	1	1.0	18.0	1	18	1	0	0	0	0	0	0	0	0	0	0	0	0	0	0	0	W	31-17	
10/11	Bengals	P	6	3	3	0.0	0.0	1	3	0	0	0	0	0	0	0	0	0	0	0	0	0	0	0	0	W	27-3	
10/18	at Eagles	P	2	1	1	0.0	0.0	1	0	0	0	0	0	0	0	0	0	0	0	0	0	0	0	0	0	W	30-28	
11/01	Steelers	P	2	2	0	1.0	7.0	2	10	2	0	0	0	0	0	0	0	0	0	0	0	0	0	0	0	L	24-28	
11/08	at Colts	P	3	3	0	0.0	0.0	0	0	0	0	0	0	0	0	0	0	0	0	0	0	0	0	0	0	W	24-10	
11/15	at Patriots	P	3	1	2	0.0	0.0	1	1	0	0	0	0	0	0	0	0	0	0	0	0	0	0	0	0	L	17-23	
11/22	Titans	P	1	1	0	0.0	0.0	0	0	0	0	0	0	0	0	0	0	0	0	0	0	0	0	0	0	L	24-30+	
12/02	at Steelers	S	5	3	2	0.0	0.0	0	0	1	0	0	0	0	0	0	0	0	0	0	0	0	0	0	0	L	14-19	
12/08	Cowboys	P	2	2	0	0.0	0.0	1	4	0	0	0	0	0	0	0	0	0	0	0	0	0	0	0	0	W	34-17	
12/14	at Browns										ON INACTIVE LIST													W	47-42			
12/20	Jaguars	P	2	2	0	0.0	0.0	0	0	0	0	0	0	0	0	0	0	0	0	0	0	0	0	0	0	0	W	40-14
12/27	Giants										ON INACTIVE LIST													W	27-13			
01/03	at Bengals	P	0	0	0	0.0	0.0	0	0	0	0	0	0	0	1	0	0	0	0	0	0	0	0	0	0	0	W	38-3
<b>2020 TOTALS</b>		<b>14-1</b>	<b>30</b>	<b>21</b>	<b>9</b>	<b>2.0</b>	<b>25.0</b>	<b>7</b>	<b>36</b>	<b>5</b>	<b>0</b>	<b>0</b>	<b>0</b>	<b>0</b>	<b>1</b>	<b>0</b>	<b>1</b>	<b>0</b>	<b>0</b>	<b>0</b>	<b>0</b>	<b>0</b>	<b>0</b>	<b>0</b>	<b>0</b>	<b>0</b>	<b>11-5</b>	

+ - Overtime



# 45 JAYLON FERGUSON

## 2020 GAME-BY-GAME POSTSEASON STATISTICS [RAVENS]

DATE	OPPONENT	P/S	TACKLES					INTERCEPTIONS					FUMBLES			ST			MISC			W/L	SCORE				
			TK	S	A	SK	YDS	TFL	YDS	QBH	NO	YDS	LG	TD	PD	FF	FR	YDS	TK	S	A			FF	FR	S	A
01/10	at Titans																								W	20-13	
01/16	at Bills																								L	3-17	
<b>2020 TOTALS</b>			<b>0</b>	<b>0</b>	<b>0</b>	<b>0.0</b>	<b>0.0</b>	<b>0</b>	<b>0</b>	<b>0</b>	<b>0</b>	<b>0</b>	<b>0</b>	<b>0</b>	<b>0</b>	<b>0</b>	<b>0</b>	<b>0</b>	<b>0</b>	<b>0</b>	<b>0</b>	<b>0</b>	<b>0</b>	<b>0</b>	<b>0</b>	<b>1-1</b>	

## ALL-TIME DEFENSIVE TDs [74 REGULAR SEASON, 5 POSTSEASON]

### 1996

- LB Mike Caldwell 45 INT return; 11/24 vs. Jax.

### 1997

- CB Antonio Langham 40 INT return; 11/30 at Jax.

### 1998

- S Rod Woodson 60 INT return; 9/13 at NYJ
- S Rod Woodson 18 INT return; 11/8 vs. Oak.

### 1999

- S Rod Woodson 66 INT return; 11/7 at Cle.
- CB Duane Starks 43 INT return; 11/21 at Cin.
- S Rod Woodson 47 INT return; 12/5 vs. Ten.
- S Corey Harris 24 INT return; 12/19 vs. NO

### 2000

- CB Chris McAlister 98 INT return; 12/24 vs. NYJ

### 2000 POSTSEASON

- LB Ray Lewis 50 INT return; 1/7/01 at Ten.
- CB Duane Starks 49 INT return; 1/28/01 vs. NYG

### 2001

- S Rod Woodson 47 INT return; 12/2 vs. Ind.
- LB Jamie Sharper 8 FR; 1/7/02 vs. Min.

### 2002

- LB Adalius Thomas 25 INT return; 11/10 vs. Cin.
- S Chad Williams 98 INT return; 12/1 at Cin.

### 2003

- S Ed Reed 54 INT return; 9/14 vs. Cle.
- CB Chris McAlister 83 INT return; 10/12 at Ari.
- LB Ray Lewis 29 INT return; 11/30 vs. SF
- S Chad Williams 52 INT return; 12/21 at Cle.

### 2003 POSTSEASON

- S Will Demps 56 INT return; 1/3/04 vs. Ten.

### 2004 (TIED CHI. FOR NFL LEAD IN DEFENSIVE TDs)

- CB Chris McAlister 51 INT return; 9/19 vs. Pit.
- S Ed Reed 22 FR; 10/10 at Was.
- S Deion Sanders 48 INT return; 10/24 vs. Buf.
- S Ed Reed 106 INT return; 11/7 vs. Cle.
- S Chad Williams 44 INT return; 11/21 vs. Dal.
- CB Chris McAlister 64 FR; 12/5 vs. Cin.#
- OLB Jarret Johnson 6 INT return; 1/2/05 vs. Mia.

### 2005

- LB Adalius Thomas 20 INT return; 12/4 vs. Hou.
- LB Adalius Thomas 35 FR; 12/19 vs. GB
- LB Adalius Thomas 9 FR; 1/1/06 at Cle.

### 2006 (RAVENS LED NFL IN DEFENSIVE TDs)

- CB Chris McAlister 60 INT return; 9/10 at TB
- CB Ronnie Prude 12 INT return; 10/29 at NO
- S Dawan Landry 12 INT return; 10/29 at NO
- S Ed Reed 25 INT (CB Samari Rolle lateral); 11/5 vs. Cin.
- LB Adalius Thomas 57 FR; 11/26 vs. Pit.
- CB Chris McAlister 31 INT return; 12/31 vs. Buf.

### 2007

- LB Ray Lewis 35 INT return; 11/18 vs. Cle.

### 2008

- S Ed Reed 32 INT return; 9/21 vs. Cle.
- OLB Terrell Suggs 44 INT return; 10/19 at Mia.
- OLB Terrell Suggs 42 INT return; 11/2 at Cle.
- S Ed Reed 107 INT return; 11/23 vs. Phi.\*
- S Jim Leonhard 35 INT return; 11/30 at Cin.
- S Ed Reed 22 FR; 12/7 vs. Was.

### 2008 POSTSEASON

- S Ed Reed 64 INT return; 1/4/09 at Mia.

### 2009

- DE Dwan Edwards FR in end zone; 10/4 at NE
- S Ed Reed 52 INT return; 10/11 vs. Cin.
- S Dawan Landry 48 INT return; 11/16 at Cle.

### 2010

- LB Ray Lewis 24 INT return; 11/21 at Car.
- S Dawan Landry 23 INT (S Ed Reed lateral); 11/21 at Car.
- CB Josh Wilson 12 INT return in OT; 12/13 at Hou.

### 2010 POSTSEASON

- DE Cory Redding 13 FR; 1/15/11 at Pit.

### 2011

- DT Haloti Ngata 28 FR; 9/25 at STL
- LB Jameel McClain 6 FR; 10/2 vs. NYJ
- LB Jarret Johnson 26 FR; 10/2 vs. NYJ
- CB Lardarius Webb 73 INT return; 10/2 vs. NYJ

### 2012

- S Ed Reed 34 INT return; 9/10 vs. Cin.
- CB Cary Williams 63 INT return; 9/27 vs. Cle.

### 2013

- LB Daryl Smith 37 INT return; 9/22 vs. Hou.

### 2014

- S Will Hill III 44 INT return; 11/24 at NO

### 2015

- CB Jimmy Smith 24 INT return; 9/13 at Den.
- LB C.J. Mosley 41 FR; 9/27 vs. Cin.

### 2016

- WR Chris Moore 0 FR (muffed punt snap in end zone); 10/23 at NYJ

### 2017

- CB Jimmy Smith 47 FR; 10/8 at Oak.
- LB C.J. Mosley 63 INT return; 10/26 vs. Mia.
- CB Jimmy Smith 50 INT return; 10/26 vs. Mia.
- S Eric Weddle 45 INT return; 12/3 vs. Det.
- DT Brandon Williams 1 FR; 12/17 at Cle.

### 2018

- OLB Terrell Suggs 43 FR; 11/25 vs. Oak.
- CB Tavon Young 12 FR; 12/2 at Atl.
- CB Tavon Young 62 FR; 12/22 at LAC

### 2019

- CB Marcus Peters 67 INT return; 10/20 at Sea.
- CB Marlon Humphrey 18 FR; 10/20 at Sea.
- CB Marlon Humphrey 70 FR; 11/3 vs. NE
- CB Marcus Peters 89 INT return; 11/10 at Cin.
- OLB Tyus Bowser 33 FR; 11/10 at Cin.
- DB Jordan Richards 0 FR (muffed punt snap in end zone); 12/29 vs. Pit.

### 2020

- LB L.J. Fort 22 FR; 9/20 at Hou.
- LB Patrick Queen 52 FR; 10/11 vs. Cin.
- S Chuck Clark 65 FR; 11/8 at Ind.

\*NFL Record

#Own FR following S Ed Reed fumble after INT



# 3

# L.J. FORT

COLLEGE: NORTHERN IOWA

INSIDE LINEBACKER

BORN: 1/3/90, WAYNESVILLE, MO

6-0 | 232

EXP. (NFL/RAVENS): 7/3

GP/GS (PLAYOFFS): 91/19 (7/2)



### — KEY TRANSACTIONS —

- Re-signed (one-year contract) with the Ravens on 4/1/21
- Signed a two-year contract extension with the Ravens on 11/8/19
- Signed to the Ravens' 53-man roster on 9/30/19 after being released by the Eagles on 9/27/19
- Signed by Philadelphia on 3/4/19
- Elevated to Pittsburgh's active roster on 9/23/17
- Signed to Pittsburgh's practice squad on 9/13/17
- Waived by the Steelers on 9/12/17
- Signed by Pittsburgh on 11/15/16
- Waived by the Steelers on 11/12/16
- Elevated to Pittsburgh's active roster on 12/28/15
- Signed to the Steelers' practice squad on 9/6/15
- Acquired by the Steelers via waivers on 8/19/15
- Waived by the Patriots on 8/18/15
- Signed by the Patriots on 8/4/15 after being waived by the Bengals on 4/29/15
- Signed by the Bengals on 1/5/15
- Signed to the Bengals' practice squad on 11/11/14
- Released by the Seahawks on 11/11/14
- Signed to Seattle's practice squad on 11/6/14
- Waived by the Seahawks on 11/4/14
- Elevated to Seattle's active roster on 10/29/2014
- Signed to the Seahawks' practice squad on 10/21/14
- Waived by the Broncos on 8/30/14 after signing on 1/1/14
- Waived by the Browns on 9/1/13
- Originally signed with the Browns as an undrafted rookie free agent in 2012

### — CAREER HIGHLIGHTS —

- In 2020, produced a career-high 46 tackles (28 solo) and registered 2 TFL, 2 PD, 2 FRs and 1 FF, while adding 8 special teams tackles...Returned one of his FRs 22 yards for his second-career TD...Helped Baltimore's defense rank No. 2 in both points allowed (18.9) and third-down efficiency (34.0%), also leading the NFL in FFs (25)
- Registered a 22-yard FR-TD return off a CB Marlon Humphrey FF in the 33-16 win at Hou. (9/20/20), marking his second-career D-TD
- In 2019, recorded 26 tackles, 2 sacks (-12 yards) and 1 PD, helping the Ravens' defense rank No. 3 in points (17.6) and No. 4 in yards (300.6) allowed per game

- In 2018, recorded 43 tackles, 1 sack and 1 FR-TD while with Pittsburgh
- In 2012, played in 16 games as a rookie with Cleveland, producing 13 tackles, 1 sack, 1 INT and 3 PD
- Recorded his first INT in his NFL debut vs. Phi. (9/9/12)

### — PERSONAL —

- He and his wife, Stephanie, welcomed their first son, Benaiah James, in February of 2019
- His parents served in the Army and frequently moved to different military bases

### 2020: (BALTIMORE RAVENS – 14/8, 2/1)

- Produced a career-high 46 tackles (28 solo) and registered 2 TFL, 2 PD, 2 FRs and 1 FF, while adding 8 special teams tackles...Returned one of his FRs 22 yards for his second-career TD...Helped Baltimore's defense rank No. 2 in both points allowed (18.9) and third-down efficiency (34.0%), also leading the NFL in FFs (25)
- Produced 5 tackles (4 solo), 1 TFL and 1 QBH in the Divisional Playoff at Buf. (1/16/21)...Also helped limit the Bills to 32 rushing yards on 16 carries (2.0 avg) and 4-of-13 (30.8%) on third down
- Posted 1 TFL in the 20-13 Wild Card Playoff win at Ten. (1/10/21)...Baltimore limited Tennessee to 4-of-12 (33%) on third down and held Derrick Henry to 40 rushing yards on 18 carries (2.2 ypc)
- Recorded 6 tackles (5 solo) and teamed with OLB Matthew Judon to make a game-sealing tackle on Philadelphia's 2-point conversion attempt to tie the game in the 30-28 win at Phi. (10/18)...Also helped limit the Eagles to 3-of-12 (25%) on third down...Baltimore produced its highest single-game QBHs total (17) since 2006
- Registered a 22-yard FR-TD return off a CB Marlon Humphrey FF in the 33-16 win at Hou. (9/20)...It marked Fort's second-career D-TD...Also helped limit the Texans' offense to 5-of-14 (36%) on third down, en route to Baltimore's 14th-consecutive regular season victory
- Tallied 6 solo tackles, his first-career FF and 1 FR in the season-opening win vs. Cle. (9/13)...His recovery set up RB J.K. Dobbins' 2-yard TD, which was part of Baltimore's 17 points off turnovers

### 2019: (BALTIMORE RAVENS – 12/8, 1/1)

- After signing to the Ravens' 53-man roster in Week 5, recorded 26 tackles, 2 sacks (-12 yards) and 1 PD, helping Baltimore's defense rank No. 3 in points (17.6) and No. 4 in yards (300.6) allowed per game



## 3 L.J. FORT

- Sacked QB Josh Allen (-12 yards) on third down late in the fourth quarter, helping the Ravens seal the game and clinch their second-consecutive playoff berth in the 24-17 victory at Buf. (12/8)
- Saw a season-high 56 snaps on defense and 23 snaps on special teams in the 30-16 win at Sea. (10/20)...Posted 6 tackles, including 2 TFL, 1 QBH and 1 sack, marking his fourth-career sack and his first as a Raven
- Made his first-career start as a Raven, posting 2 tackles and 1 PD for a defense that limited the Bengals to 250 yards in the victory vs. Cin. (10/13)
- Was signed by the Ravens on 9/30 after being waived by the Eagles on 9/27
- Played on special teams in games 1-4 for Philadelphia, registering 2 special teams tackles

### 2018: (PITTSBURGH STEELERS – 15/2, 0/0)

- Recorded 43 tackles (34 solo), 1 sack and 1 FR-TD...Saw action in 313 defensive snaps and a career-high 337 special teams snaps
- Started at ILB and led the team with 8 tackles (4 solo) in a 16-13 victory vs. Cin. (12/30)
- Made his first start as a Steeler and posted 4 tackles (3 solo) at Oak. (12/9)
- Led the team and registered a career-high 12 tackles (9 solo) vs. LAC (12/2)
- Tallied 6 solo tackles, 1 sack and recovered a fumble in the end zone for his first-career TD after LB T.J. Watt knocked the ball loose with a sack of QB Matt Ryan vs. Atl. (10/7)

### 2017: (PITTSBURGH STEELERS – 15/0, 1/0)

- Totaled 2 solo tackles, 1 sack and 4 PD...Ranked fourth on the team with 285 special teams snaps and posted the second-most special teams tackles (8), trailing only LB Tyler Matakevich (12)
- Recorded his first-career postseason tackle and 1 PD in the Divisional Playoff vs. Jax. (1/14/18)
- Sacked QB DeShone Kizer for a 7-yard loss and batted down a pass in the season-finale win vs. Cle. (12/31)

### 2016: (PITTSBURGH STEELERS – 14/0, 2/0)

- In his second season with the Steelers, tallied 2 solo tackles and 2 special team tackles...Appeared in the sixth-most special teams snaps on the team (208)

### 2015: (PITTSBURGH STEELERS – 0/0, 1/0)

- Spent most of the season on Pittsburgh's practice squad...Saw action on special teams in the Divisional Playoff at Den. (1/17/16)

### 2014: (SEATTLE SEAHAWKS – 1/0, 0/0)

- Spent time on Seattle's and Cincinnati's practice squads...Saw action on special teams for the Seahawks in Week 9 vs. Oak. (11/2)

### 2012: (CLEVELAND BROWNS – 16/1, 0/0)

- Played in all 16 games as a rookie with Cleveland, producing 13 tackles (8 solo), 1 sack, 1 INT and 3 PD
- Posted a season-high 9 tackles (5 solo) at NYG (10/7)
- Recorded 2 solo tackles, 2 PD and his first-career INT in his NFL debut vs. Phi. (9/9)

#### — COLLEGE —

- Saw action in 50 games for Northern Iowa from 2008-11, finishing No. 5 in career tackles (357) in school history
- As a senior in 2011, named the Missouri Valley Conference Defensive Player of the Year after tallying 185 tackles (67 solo) and 6 FFs...Also named the National FCS Defensive Player of the Year by College Sports Madness
- In 2010, posted 92 tackles (37 solo) and 3 INTs, earning second-team All-Missouri Valley Conference honors
- Majored in exercise science

#### — HIGH SCHOOL —

- Prepped at Waynesville (MO) HS, where he was named the Missouri Class 5A Player of the Year as a senior in 2007 after leading the Tigers to their first state title in school history
- Played both ways and earned All-State honors as a RB and All-Conference recognition as a LB...Rushed for 2,152 yards and 23 TDs while tallying 85 tackles, 8 sacks and 5 INTs (3 returned for TDs) on defense



#### — FORT'S COMMUNITY IMPACT —

- Supported former teammate Josh Byner as a celebrity shopper at a holiday shopping event hosted by Joel Gamble and the Beyond the Basics Foundation (2019)

# 3 L.J. FORT

## L.J. FORT'S NFL REGULAR SEASON DEFENSIVE STATISTICS

DATE	TEAM	GP	GS	TACKLES							INTERCEPTIONS					FUMBLES			ST			MISC					
				TK	S	A	TFL	YDS	SK	YDS	QBH	NO	YDS	LG	TD	PD	FF	FR	YDS	TK	S	A	FF	FR	S	A	
2012	Browns	16	1	13	8	5	1	0	1.0	1.0	2	1	10	10	0	3	0	0	0	7	5	2	0	0	0	0	
2014	Seahawks	1	0	0	0	0	0	0	0.0	0.0	0	0	0	0	0	0	0	0	0	0	0	0	0	0	0		
2015	Steelers	0	0	0	0	0	0	0	0.0	0.0	0	0	0	0	0	0	0	0	0	0	0	0	0	0	0		
2016	Steelers	14	0	2	2	0	0	0	0.0	0.0	1	0	0	0	0	0	0	0	2	1	1	0	0	0	0		
2017	Steelers	15	0	2	2	0	1	7	1.0	7.0	1	0	0	0	0	4	0	0	9	7	2	0	0	0	0		
2018	Steelers	15	2	43	34	9	3	11	1.0	7.0	3	0	0	0	0	0	1	0	5	4	1	0	0	0	0		
2019	Eagles	4	0	0	0	0	0	0	0.0	0.0	0	0	0	0	0	0	0	0	2	1	1	0	0	0	0		
Went from Philadelphia to Baltimore.																											
2019	Ravens	12	8	26	14	12	4	19	2.0	12.0	2	0	0	0	0	1	0	0	9	7	2	0	0	0	0		
2019	TOTAL	16	8	26	14	12	4	19	2.0	12.0	2	0	0	0	0	1	0	0	11	8	3	0	0	0	0		
2020	Ravens	14	8	46	28	18	2	4	0.0	0.0	1	0	0	0	0	2	1	2	24	7	4	3	0	0	0		
<b>NFL TOTALS</b>		<b>91</b>	<b>19</b>	<b>132</b>	<b>88</b>	<b>44</b>	<b>11</b>	<b>41</b>	<b>5.0</b>	<b>27.0</b>	<b>10</b>	<b>1</b>	<b>10</b>	<b>10</b>	<b>0</b>	<b>10</b>	<b>1</b>	<b>3</b>	<b>24</b>	<b>41</b>	<b>29</b>	<b>12</b>	<b>0</b>	<b>0</b>	<b>0</b>		

## L.J. FORT'S NFL POSTSEASON DEFENSIVE STATISTICS

DATE	TEAM	GP	GS	TACKLES							INTERCEPTIONS					FUMBLES			ST			MISC			
				TK	S	A	TFL	YDS	SK	YDS	QBH	NO	YDS	LG	TD	PD	FF	FR	YDS	TK	S	A	FF	FR	S
2015	Steelers	1	0	0	0	0	0	0	0.0	0.0	0	0	0	0	0	0	0	0	0	0	0	0	0	0	0
2016	Steelers	2	0	0	0	0	0	0	0.0	0.0	0	0	0	0	0	0	0	0	0	0	0	0	0	0	0
2017	Steelers	1	0	1	1	0	0	0	0.0	0.0	0	0	0	0	0	1	0	0	0	0	0	0	0	0	0
2019	Ravens	1	1	2	2	0	0	0	0.0	0.0	0	0	0	0	0	1	0	0	0	0	0	0	0	0	0
2020	Ravens	2	1	6	5	1	2	2	0.0	0.0	1	0	0	0	0	0	0	0	0	0	0	0	0	0	0
<b>NFL TOTALS</b>		<b>7</b>	<b>2</b>	<b>9</b>	<b>8</b>	<b>1</b>	<b>2</b>	<b>2</b>	<b>0.0</b>	<b>0.0</b>	<b>1</b>	<b>0</b>	<b>0</b>	<b>0</b>	<b>0</b>	<b>2</b>	<b>0</b>	<b>0</b>	<b>0</b>	<b>0</b>	<b>0</b>	<b>0</b>	<b>0</b>	<b>0</b>	<b>0</b>

### SINGLE-GAME HIGHS: DEFENSIVE

**Total Tackles**  
**Sacks**

12 vs. Los Angeles Chargers, Dec 02, 2018  
1.0 at Buffalo Bills, Dec 08, 2019  
...4 more at 1.0.

**Tackles For Loss**

2 vs. Dallas Cowboys, Dec 08, 2020  
...1 more at 2.

**Passes Defensed**  
**Forced Fumbles**  
**Fumble Recoveries**

2 vs. Philadelphia Eagles, Sep 09, 2012  
1 vs. Cleveland Browns, Sep 13, 2020  
1 at Houston Texans, Sep 20, 2020  
...2 more at 1.

**Interceptions**  
**Interception Return Yards**  
**Special Teams Tackles**

1 vs. Philadelphia Eagles, Sep 09, 2012  
10 vs. Philadelphia Eagles, Sep 09, 2012  
2 at Buffalo Bills, Dec 08, 2019  
...4 more at 2.

### 2020 GAME-BY-GAME REGULAR-SEASON STATISTICS (RAVENS)

DATE	OPPONENT	P/S	TACKLES							INTERCEPTIONS					FUMBLES			ST			MISC		W/L	SCORE			
			TK	S	A	SK	YDS	TFL	YDS	QBH	NO	YDS	LG	TD	PD	FF	FR	YDS	TK	S	A	FF			FR	S	A
09/13	Browns	P	6	6	0	0.0	0.0	0	0	0	0	0	0	0	0	1	1	2	0	0	0	0	0	0	0	W	38-6
09/20	at Texans	S	0	0	0	0.0	0.0	0	0	1	0	0	0	0	0	0	1	22	1	1	0	0	0	0	0	W	33-16
09/28	Chiefs	S	5	2	3	0.0	0.0	0	0	0	0	0	0	0	0	0	0	0	0	0	0	0	0	0	L	20-34	
10/04	at Washington	S	5	5	0	0.0	0.0	0	0	0	0	0	0	0	0	0	0	0	1	0	1	0	0	0	0	W	31-17
10/11	Bengals	S	2	0	2	0.0	0.0	0	0	0	0	0	0	0	0	0	0	0	0	0	0	0	0	0	0	W	27-3
10/18	at Eagles	S	6	5	1	0.0	0.0	0	0	0	0	0	0	0	0	0	0	0	1	1	0	0	0	0	0	W	30-28
11/01	Steelers	S	1	1	0	0.0	0.0	0	0	0	0	0	0	0	0	0	0	0	0	0	0	0	0	0	L	24-28	
11/08	at Colts																								W	24-10	
11/15	at Patriots																								L	17-23	
11/22	Titans	P	1	0	1	0.0	0.0	0	0	0	0	0	0	0	1	0	0	0	1	1	0	0	0	0	0	L	24-30+
12/02	at Steelers	S	6	3	3	0.0	0.0	0	0	0	0	0	0	0	0	0	0	0	0	0	0	0	0	0	0	L	14-19
12/08	Cowboys	P	5	3	2	0.0	0.0	2	4	0	0	0	0	0	1	0	0	0	1	0	1	0	0	0	0	W	34-17
12/14	at Browns	P	4	0	4	0.0	0.0	0	0	0	0	0	0	0	0	0	0	0	0	0	0	0	0	0	0	W	47-42
12/20	Jaguars	P	1	1	0	0.0	0.0	0	0	0	0	0	0	0	0	0	0	0	0	0	0	0	0	0	0	W	40-14
12/27	Giants	P	2	1	1	0.0	0.0	0	0	0	0	0	0	0	0	0	0	0	1	0	1	0	0	0	0	W	27-13
01/03	at Bengals	S	2	1	1	0.0	0.0	0	0	0	0	0	0	0	0	0	0	0	1	1	0	0	0	0	0	W	38-3
<b>2020 TOTALS</b>		<b>14-8</b>	<b>46</b>	<b>28</b>	<b>18</b>	<b>0.0</b>	<b>0.0</b>	<b>2</b>	<b>4</b>	<b>1</b>	<b>0</b>	<b>0</b>	<b>0</b>	<b>0</b>	<b>2</b>	<b>1</b>	<b>2</b>	<b>24</b>	<b>7</b>	<b>4</b>	<b>3</b>	<b>0</b>	<b>0</b>	<b>0</b>	<b>0</b>	<b>11-5</b>	

+ - Overtime

### 2020 GAME-BY-GAME POSTSEASON STATISTICS (RAVENS)

DATE	OPPONENT	P/S	TACKLES							INTERCEPTIONS					FUMBLES			ST			MISC		W/L	SCORE			
			TK	S	A	SK	YDS	TFL	YDS	QBH	NO	YDS	LG	TD	PD	FF	FR	YDS	TK	S	A	FF			FR	S	A
01/10	at Titans	S	1	1	0	0.0	0.0	1	2	0	0	0	0	0	0	0	0	0	0	0	0	0	0	0	0	W	20-13
01/16	at Bills	P	5	4	1	0.0	0.0	1	0	1	0	0	0	0	0	0	0	0	0	0	0	0	0	0	0	L	3-17
<b>2020 TOTALS</b>		<b>2-1</b>	<b>6</b>	<b>5</b>	<b>1</b>	<b>0.0</b>	<b>0.0</b>	<b>2</b>	<b>2</b>	<b>1</b>	<b>0</b>	<b>0</b>	<b>0</b>	<b>0</b>	<b>0</b>	<b>0</b>	<b>0</b>	<b>0</b>	<b>0</b>	<b>0</b>	<b>0</b>	<b>0</b>	<b>0</b>	<b>0</b>	<b>0</b>	<b>1-1</b>	





# 33

# DAVONTAE HARRIS

CORNERBACK  
5-11 | 200

COLLEGE: ILLINOIS STATE

BORN: 1/21/95, WICHITA, KS

EXP. (NFL/RAVENS): 4/2

GP/GS (PLAYOFFS): 30/8



### — KEY TRANSACTIONS —

- Signed a Reserve/Future contract with Baltimore on 2/8/21
- Placed on Injured Reserve (DFR) on 1/12/21
- Placed on Injured Reserve on 12/21/20
- Acquired off waivers by Baltimore on 11/18/20
- Released by Denver on 11/17/20
- Signed by the Broncos on 9/1/19
- Waived by Cincinnati on 8/31/19
- Originally selected by the Cincinnati Bengals in the fifth round (151st overall) of the 2018 NFL Draft

### — CAREER HIGHLIGHTS —

- Has appeared in 30 games (eight starts) in three NFL seasons with Baltimore (2020), Denver (2019-20) and Cincinnati (2018), recording 43 tackles (37 solo) and 4 PD
- Saw action in four games (one start) as a Raven in 2020, posting 8 tackles (7 solo), while adding 2 special teams tackles and 1 FF for the unit...Prior to joining the Ravens on 11/18, competed in seven games (one start) for Denver, recording 3 solo tackles and 1 special teams tackle
- Appeared in all 16 games (six starts) for the Broncos in 2019, totaling 32 tackles (27 solo), 3 PD and 3 ST stops
- Saw action in three games with Cincinnati as a rookie in 2018 after spending the first 12 weeks of the season on Injured Reserve

### — PERSONAL —

- Graduated with a degree in business administration & management from Illinois State
- Donated school supplies in his hometown of Wichita, KS, to the Wichita Children's Home
- Has two brothers, Isiah and Shaquille

### 2020: (BALTIMORE RAVENS / DEN. BRONCOS – 11/2, 0/0)

- Saw action in four games (one start) as a Raven, posting 8 tackles (7 solo), while adding 2 special teams tackles and 1 FF for the unit...Prior to joining the Ravens on 11/18, competed in seven games (one start) for Denver, recording 3 solo tackles and 1 special teams tackle
- Made his Ravens debut, seeing 17 defensive snaps and 11 special teams at Pit. (12/2)... Forced a ST fumble that set up the offense inside the red zone and led to a TD that put Baltimore ahead 7-6
- Was claimed off waivers by Baltimore from Denver on 11/18/20
- Competed in seven games (one start) for the Broncos in 2020 and recorded 3 solo tackles

### 2019: (DENVER BRONCOS – 16/6)

- Appeared in all 16 games (six starts) and collected 32 tackles (27 solo), 3 PD and 3 stops on special teams
- Recorded a career-high 9 tackles (8 solo) and 1 PD at Min. (11/17)
- Collected 7 tackles (5 solo) and 2 PD vs. Cle. (11/3)
- Totaled 3 tackles (2 solo) vs. KC (10/17)
- Recorded 2 solo tackles in his first career start vs. Ten. (10/13)

### 2018: (CINCINNATI BENGALS – 3/0)

- After originally being selected by the Bengals in the fifth round (151st overall) of the 2018 NFL Draft, appeared in three games after starting the season on Injured Reserve
- Made his NFL debut at LAC (12/19)

### — COLLEGE —

- Appeared in 49 games (35 starts) at Illinois State, totaling 208 tackles (152 solo), 38 PD, 4 INTs and 3 sacks
- As a senior in 2017, started all 11 games for the Redbirds and was named a first-team All-American selection by the AFCA, STATS FCS, Phil Steele, and AP FCS All-America second-team selection after recording 57 tackles, a team-high 14 PD, 4.5 TFL, 2 sacks and 2 INTs
- Saw action in 12 games (11 starts) at CB for the Redbirds in 2016, earning an All-Missouri Valley first-team selection after collecting 59 tackles, 5.5 TFL, 2 INTs and led the conference with 15 PD
- In 2013, started all 13 games at CB, tallying 78 tackles (54 solo) and led the team with 10 PD
- As a redshirt freshman, played in 14 games and finished the season with 14 tackles (12 solo)
- Redshirted as a true freshman in 2013

### — HIGH SCHOOL —

- Prepped at Wichita South (Wichita, KS) HS, where he was a three-year varsity starter... Missed most of his senior season due to injury
- As a junior, collected 40 tackles, 5 INTs and 15 PD
- Also competed in track & field, where he placed third in the state in the 100-meter dash and sixth in the 200-meter dash

# 33 DAVONTAE HARRIS

## DAVONTAE HARRIS' NFL REGULAR SEASON DEFENSIVE STATISTICS

DATE	TEAM	GP	GS	TACKLES							INTERCEPTIONS					FUMBLES			ST				MISC				
				TK	S	A	TFL	YDS	SK	YDS	QBH	NO	YDS	LG	TD	PD	FF	FR	YDS	TK	S	A	FF	FR	S	A	
2017	Bengals	0	0	0	0	0	0	0	0	0.0	0.0	0	0	0	0	0	0	0	0	0	0	0	0	0	0	0	
2018	Bengals	3	0	0	0	0	0	0	0	0.0	0.0	0	0	0	0	0	0	0	0	0	0	0	0	0	0		
2019	Broncos	16	6	32	27	5	0	0	0.0	0.0	0	0	0	0	0	0	0	0	0	0	0	0	0	0	0		
2020	Broncos	7	1	3	3	0	0	0	0.0	0.0	0	0	0	0	0	0	0	0	0	0	0	0	0	0	0		
Went from <b>Denver to Baltimore.</b>																											
2020	Ravens	4	1	8	7	1	0	0	0.0	0.0	0	0	0	0	0	1	0	0	0	2	2	0	1	0	0	0	
2020	TOTAL	11	2	11	10	1	0	0	0.0	0.0	0	0	0	0	0	1	0	0	0	3	3	0	1	0	0	0	
<b>NFL TOTALS</b>		<b>30</b>	<b>8</b>	<b>43</b>	<b>37</b>	<b>6</b>	<b>0</b>	<b>0</b>	<b>0.0</b>	<b>0.0</b>	<b>0</b>	<b>0</b>	<b>0</b>	<b>0</b>	<b>0</b>	<b>4</b>	<b>0</b>	<b>0</b>	<b>0</b>	<b>7</b>	<b>7</b>	<b>0</b>	<b>1</b>	<b>0</b>	<b>0</b>	<b>0</b>	

## DAVONTAE HARRIS' NFL POSTSEASON DEFENSIVE STATISTICS

DATE	TEAM	GP	GS	TACKLES							INTERCEPTIONS					FUMBLES			ST				MISC		
				TK	S	A	TFL	YDS	SK	YDS	QBH	NO	YDS	LG	TD	PD	FF	FR	YDS	TK	S	A	FF	FR	S
2020	Ravens	0	0	0	0	0	0	0	0.0	0.0	0	0	0	0	0	0	0	0	0	0	0	0	0	0	0
<b>NFL TOTALS</b>		<b>0</b>	<b>0</b>	<b>0</b>	<b>0</b>	<b>0</b>	<b>0</b>	<b>0</b>	<b>0.0</b>	<b>0.0</b>	<b>0</b>	<b>0</b>	<b>0</b>	<b>0</b>	<b>0</b>	<b>0</b>	<b>0</b>	<b>0</b>	<b>0</b>	<b>0</b>	<b>0</b>	<b>0</b>	<b>0</b>	<b>0</b>	<b>0</b>

### SINGLE-GAME HIGHS: DEFENSIVE

**Total Tackles** 9 at Minnesota Vikings, Nov 17, 2019  
**Passes Defensed** 2 vs. Cleveland Browns, Nov 03, 2019  
**Special Teams Tackles** 2 at Kansas City Chiefs, Dec 15, 2019  
**Special Teams Forced Fumbles** 1 at Pittsburgh Steelers, Dec 02, 2020

### 2020 GAME-BY-GAME REGULAR-SEASON STATISTICS (BRONCOS/RAVENS)

DATE	OPPONENT	P/S	TACKLES							INTERCEPTIONS					FUMBLES			ST				MISC		W/L	SCORE				
			TK	S	A	SK	YDS	TFL	YDS	QBH	NO	YDS	LG	TD	PD	FF	FR	YDS	TK	S	A	FF	FR			S	A		
09/14	Titans	P	0	0	0	0.0	0.0	0	0	0	0	0	0	0	0	0	0	0	0	0	0	0	0	0	0	L	14-16		
09/20	at Steelers	P	0	0	0	0.0	0.0	0	0	0	0	0	0	0	0	0	0	0	0	0	0	0	0	0	0	L	21-26		
09/27	Buccaneers		ON INACTIVE LIST																									L	10-28
10/01	at Jets		INACTIVE																									W	37-28
10/18	at Patriots	P	0	0	0	0.0	0.0	0	0	0	0	0	0	0	0	0	0	0	0	0	0	0	0	0	0	W	18-12		
10/25	Chiefs	P	0	0	0	0.0	0.0	0	0	0	0	0	0	0	0	0	0	0	0	0	0	0	0	0	0	L	16-43		
11/01	Chargers	P	0	0	0	0.0	0.0	0	0	0	0	0	0	0	0	0	0	0	0	0	0	0	0	0	0	W	31-30		
11/08	at Falcons	S	3	3	0	0.0	0.0	0	0	0	0	0	0	0	0	0	0	0	0	0	0	0	0	0	0	L	27-34		
11/15	at Raiders	P	0	0	0	0.0	0.0	0	0	0	0	0	0	0	0	0	0	0	0	0	0	0	0	0	0	L	12-37		
Went from <b>Broncos to Ravens.</b>																													
11/22	Titans		ROSTER EXEMPTION																									L	24-30+
12/02	at Steelers	P	1	1	0	0.0	0.0	0	0	0	0	0	0	0	1	0	0	0	1	1	0	1	0	0	0	L	14-19		
12/08	Cowboys	S	2	2	0	0.0	0.0	0	0	0	0	0	0	0	0	0	0	0	1	1	0	0	0	0	0	W	34-17		
12/14	at Browns	P	5	4	1	0.0	0.0	0	0	0	0	0	0	0	0	0	0	0	0	0	0	0	0	0	0	W	47-42		
12/20	Jaguars	P	0	0	0	0.0	0.0	0	0	0	0	0	0	0	0	0	0	0	0	0	0	0	0	0	0	W	40-14		
12/27	Giants		INJURED RESERVE																									W	27-13
01/03	at Bengals		INJURED RESERVE																									W	38-3
<b>2020 TOTALS</b>		<b>11-2</b>	<b>11</b>	<b>10</b>	<b>1</b>	<b>0.0</b>	<b>0.0</b>	<b>0</b>	<b>0</b>	<b>0</b>	<b>0</b>	<b>0</b>	<b>0</b>	<b>0</b>	<b>1</b>	<b>0</b>	<b>0</b>	<b>0</b>	<b>3</b>	<b>3</b>	<b>0</b>	<b>1</b>	<b>0</b>	<b>0</b>	<b>0</b>	<b>8-8</b>			

+ - Overtime

### 2020 GAME-BY-GAME POSTSEASON STATISTICS (RAVENS)

DATE	OPPONENT	P/S	TACKLES							INTERCEPTIONS					FUMBLES			ST				MISC		W/L	SCORE				
			TK	S	A	SK	YDS	TFL	YDS	QBH	NO	YDS	LG	TD	PD	FF	FR	YDS	TK	S	A	FF	FR			S	A		
01/10	at Titans		INJURED RESERVE																									W	20-13
01/16	at Bills		INJURED RESERVE - DESIGNATED FOR RETURN																									L	3-17
<b>2020 TOTALS</b>			<b>0</b>	<b>0</b>	<b>0</b>	<b>0.0</b>	<b>0.0</b>	<b>0</b>	<b>0</b>	<b>0</b>	<b>0</b>	<b>0</b>	<b>0</b>	<b>0</b>	<b>0</b>	<b>0</b>	<b>0</b>	<b>0</b>	<b>0</b>	<b>0</b>	<b>0</b>	<b>0</b>	<b>0</b>	<b>0</b>	<b>0</b>	<b>1-1</b>			





# 40 MALIK HARRISON

COLLEGE: OHIO STATE  
 INSIDE LINEBACKER BORN: 3/5/98, COLUMBUS, OH  
 6-3 | 247 EXP. (NFL/RAVENS): 2/2 GP/GS (PLAYOFFS): 16/7 (2/1)



### — KEY TRANSACTIONS —

- Malik Harrison was selected by the Ravens in the third round (98th overall) of the 2020 NFL Draft...Was the third of four Ravens' picks (DT Justin Madubuike, WR Devin Duvernay and G Tyre Phillips) selected in the round

### — CAREER HIGHLIGHTS —

- Saw action in 16 games (six starts) during his rookie campaign in 2020, totaling 36 tackles (21 solo), 1 TFL and 1 PD on defense, while adding 7 special teams tackles...Helped Baltimore's defense rank No. 2 in both points allowed (18.9) and third-down efficiency (34.0%)
- Notched a career-high 6 tackles (3 solo) and game-high 5 ST tackles (3 solo) in the 24-10 win at Ind. (11/8/20)... Baltimore's defense pitched a second-half shutout to help secure the team's 10th-consecutive road victory
- Started in his NFL debut, registering 4 solo tackles and 1 PD in the season-opening win vs. Cle. (9/13/20)... Baltimore's defense limited Cleveland to 0-for-3 on fourth down and 3-of-12 (25%) on third down

### — PERSONAL —

- Grew up just 15 minutes from Ohio State University, in Walnut Ridge, OH
- Majored in human development and family science

### 2020: (BALTIMORE RAVENS – 16/7, 2/1)

- Saw action in 16 games (six starts) during his rookie campaign, totaling 36 tackles (21 solo), 1 TFL and 1 PD on defense, while adding 7 special teams tackles...Helped Baltimore's defense rank No. 2 in both points allowed (18.9) and third-down efficiency (34.0%)
- Started at LB and made his postseason debut in the 20-13 Wild Card Round win at Ten. (1/10/21)... Recorded 2 tackles on defense and assisted on 1 special teams stop... Baltimore limited Tennessee to 4-of-12 (33%) on third down and held Derrick Henry to 40 rushing yards on 18 carries (2.2 ypc)

- Notched a career-high 6 defensive tackles (3 solo) and game-high 5 ST tackles (3 solo) in the 24-10 win at Ind. (11/8)... Baltimore's defense pitched a second-half shutout to help secure the team's 10th-consecutive road victory
- Started in his NFL debut, registering 4 solo tackles and 1 PD in the season-opening win vs. Cle. (9/13)... Baltimore's defense limited Cleveland to 0-for-3 on fourth down and 3-of-12 (25%) on third down

### — COLLEGE —

- Totaled 205 tackles (136 solo), 29 TFL, 10 sacks, 1 INT, 3 FRs and 9 PD at Ohio State
- Played in 52 games (28 starts) over four seasons
- Helped Ohio State reach three-consecutive outright Big Ten championships (2017-19)
- Led the team in tackles as a senior (75) and junior (81)
- Collected 16.5 TFL in his senior campaign... Only Andy Katzenmoyer (23, 1996), Ryan Shazier (17, 2012 and 22.5, 2013) and Matt Wilhelm (19.5, 2002) had more TFL from the LB position in Buckeyes' single-season history
- Was named first-team All-Big Ten by coaches (2019), third-team All-American by the AP (2019), honorable mention All-Big Ten by coaches and media (2018) and OSU Scholar Athlete (2016)

### — HIGH SCHOOL —

- Prepped at Walnut Ridge (Columbus, OH) HS, where he was a three-year starting QB and rotated between safety and LB on defense... Also saw action as a punter
- Boasted a superb senior year in which he passed for 1,161 yards and 8 TDs, also rushing for 897 yards and 15 scores... Added 40 tackles and 5 sacks on defense
- Also led Walnut Ridge to its first basketball state title since 1971 during the 2014-15 season... Won an impromptu team slam dunk contest
- Competed in the long jump, high jump and broke the school record as a member of the 4x200 meter relay team

### MALIK HARRISON'S NFL REGULAR SEASON DEFENSIVE STATISTICS

DATE	TEAM	GP	GS	TACKLES							INTERCEPTIONS					FUMBLES			ST					MISC		
				TK	S	A	TFL	YDS	SK	YDS	QBH	NO	YDS	LG	TD	PD	FF	FR	YDS	TK	S	A	FF	FR	S	A
2020	Ravens	16	7	36	21	15	1	1	0.0	0.0	0	0	0	0	0	1	0	0	0	8	5	3	0	0	0	0
<b>NFL TOTALS</b>		<b>16</b>	<b>7</b>	<b>36</b>	<b>21</b>	<b>15</b>	<b>1</b>	<b>1</b>	<b>0.0</b>	<b>0.0</b>	<b>0</b>	<b>0</b>	<b>0</b>	<b>0</b>	<b>0</b>	<b>1</b>	<b>0</b>	<b>0</b>	<b>0</b>	<b>8</b>	<b>5</b>	<b>3</b>	<b>0</b>	<b>0</b>	<b>0</b>	<b>0</b>

### MALIK HARRISON'S NFL POSTSEASON DEFENSIVE STATISTICS

DATE	TEAM	GP	GS	TACKLES							INTERCEPTIONS					FUMBLES			ST					MISC		
				TK	S	A	TFL	YDS	SK	YDS	QBH	NO	YDS	LG	TD	PD	FF	FR	YDS	TK	S	A	FF	FR	S	A
2020	Ravens	2	1	2	0	2	0	0	0.0	0.0	0	0	0	0	0	0	0	0	0	2	0	2	0	0	0	0
<b>NFL TOTALS</b>		<b>2</b>	<b>1</b>	<b>2</b>	<b>0</b>	<b>2</b>	<b>0</b>	<b>0</b>	<b>0.0</b>	<b>0.0</b>	<b>0</b>	<b>0</b>	<b>0</b>	<b>0</b>	<b>0</b>	<b>0</b>	<b>0</b>	<b>0</b>	<b>0</b>	<b>2</b>	<b>0</b>	<b>2</b>	<b>0</b>	<b>0</b>	<b>0</b>	<b>0</b>

# 40 MALIK HARRISON

## SINGLE-GAME HIGHS: DEFENSIVE

**Total Tackles**  
**Passes Defensed**

7 vs. Tennessee Titans, Nov 22, 2020  
1 vs. Cleveland Browns, Sep 13, 2020

**Tackles For Loss**  
**Special Teams Tackles**

1 vs. Tennessee Titans, Nov 22, 2020  
5 at Indianapolis Colts, Nov 08, 2020

### 2020 GAME-BY-GAME REGULAR-SEASON STATISTICS [RAVENS]

DATE	OPPONENT	P/S	TACKLES							INTERCEPTIONS					FUMBLES			ST					MISC		W/L	SCORE		
			TK	S	A	SK	YDS	TFL	YDS	QBH	NO	YDS	LG	TD	PD	FF	FR	YDS	TK	S	A	FF	FR	S			A	
09/13	Browns	S	4	4	0	0.0	0.0	0	0	0	0	0	0	0	1	0	0	0	0	0	0	0	0	0	0	0	W	38-6
09/20	at Texans	S	1	1	0	0.0	0.0	0	0	0	0	0	0	0	0	0	0	0	0	0	0	0	0	0	0	W	33-16	
09/28	Chiefs	P	3	2	1	0.0	0.0	0	0	0	0	0	0	0	0	0	0	0	0	0	0	0	0	0	0	L	20-34	
10/04	at Washington	P	1	1	0	0.0	0.0	0	0	0	0	0	0	0	0	0	0	0	0	0	0	0	0	0	0	W	31-17	
10/11	Bengals	P	3	2	1	0.0	0.0	0	0	0	0	0	0	0	0	0	0	0	0	0	0	0	0	0	0	W	27-3	
10/18	at Eagles	P	0	0	0	0.0	0.0	0	0	0	0	0	0	0	0	0	0	0	0	1	0	1	0	0	0	W	30-28	
11/01	Steelers	P	3	1	2	0.0	0.0	0	0	0	0	0	0	0	0	0	0	0	0	0	0	0	0	0	0	L	24-28	
11/08	at Colts	S	6	3	3	0.0	0.0	0	0	0	0	0	0	0	0	0	0	0	0	5	3	2	0	0	0	W	24-10	
11/15	at Patriots	S	2	0	2	0.0	0.0	0	0	0	0	0	0	0	0	0	0	0	0	0	0	0	0	0	0	L	17-23	
11/22	Titans	S	7	3	4	0.0	0.0	1	1	0	0	0	0	0	0	0	0	0	0	0	0	0	0	0	0	L	24-30+	
12/02	at Steelers	P	0	0	0	0.0	0.0	0	0	0	0	0	0	0	0	0	0	0	0	0	0	0	0	0	0	L	14-19	
12/08	Cowboys	P	2	1	1	0.0	0.0	0	0	0	0	0	0	0	0	0	0	0	0	0	0	0	0	0	0	W	34-17	
12/14	at Browns	P	0	0	0	0.0	0.0	0	0	0	0	0	0	0	0	0	0	0	0	0	0	0	0	0	0	W	47-42	
12/20	Jaguars	S	1	1	0	0.0	0.0	0	0	0	0	0	0	0	0	0	0	0	0	0	0	0	0	0	0	W	40-14	
12/27	Giants	S	2	2	0	0.0	0.0	0	0	0	0	0	0	0	0	0	0	0	0	1	1	0	0	0	0	W	27-13	
01/03	at Bengals	P	1	0	1	0.0	0.0	0	0	0	0	0	0	0	0	0	0	0	0	1	1	0	0	0	0	W	38-3	
<b>2020 TOTALS</b>		<b>16-7</b>	<b>36</b>	<b>21</b>	<b>15</b>	<b>0.0</b>	<b>0.0</b>	<b>1</b>	<b>1</b>	<b>0</b>	<b>0</b>	<b>0</b>	<b>0</b>	<b>0</b>	<b>1</b>	<b>0</b>	<b>0</b>	<b>0</b>	<b>8</b>	<b>5</b>	<b>3</b>	<b>0</b>	<b>0</b>	<b>0</b>	<b>0</b>	<b>11-5</b>		

+ - Overtime

### 2020 GAME-BY-GAME POSTSEASON STATISTICS [RAVENS]

DATE	OPPONENT	P/S	TACKLES							INTERCEPTIONS					FUMBLES			ST					MISC		W/L	SCORE		
			TK	S	A	SK	YDS	TFL	YDS	QBH	NO	YDS	LG	TD	PD	FF	FR	YDS	TK	S	A	FF	FR	S			A	
01/10	at Titans	S	2	0	2	0.0	0.0	0	0	0	0	0	0	0	0	0	0	0	0	1	0	1	0	0	0	0	W	20-13
01/16	at Bills	P	0	0	0	0.0	0.0	0	0	0	0	0	0	0	0	0	0	0	0	1	0	1	0	0	0	0	L	3-17
<b>2020 TOTALS</b>		<b>2-1</b>	<b>2</b>	<b>0</b>	<b>2</b>	<b>0.0</b>	<b>0.0</b>	<b>0</b>	<b>0</b>	<b>0</b>	<b>0</b>	<b>0</b>	<b>0</b>	<b>0</b>	<b>0</b>	<b>0</b>	<b>0</b>	<b>0</b>	<b>2</b>	<b>0</b>	<b>2</b>	<b>0</b>	<b>0</b>	<b>0</b>	<b>0</b>	<b>1-1</b>		







# 43 JUSTICE HILL

RUNNING BACK  
5-10 | 200

COLLEGE: OKLAHOMA STATE

BORN: 11/14/97, TULSA, OK

EXP. (NFL/RAVENS): 3/3

GP/GS (PLAYOFFS): 28/0 (3/0)



## — KEY TRANSACTIONS —

- Justice Hill was selected by the Baltimore Ravens in the fourth round (113th overall) of the 2019 NFL Draft...Was the first of three Ravens' picks (G Ben Powers & CB Iman Marshall) in the round

## — CAREER HIGHLIGHTS —

- Appeared in 12 games in 2020, totaling a team-high 9 special teams tackles and producing 1 FF for a unit that allowed only 5.7 yards per punt return (fourth best in the NFL)...Also tallied 80 scrimmage yards on 12 carries and 5 catches, as Baltimore finished with the NFL's No. 1 ranked rushing attack (191.9 ypg), which produced the third-most yards (3,071) ever in a 16-game NFL season
- Rushed for 39 yards and 1 TD in the win vs. Pit. (12/29/19)
- Scored his first-career TD on an 18-yard run in the 31-15 win at Cle. (12/22/19), helping clinch the franchise's first-ever No. 1 playoff seed
- Recorded a career-high 46-yard KOR, also adding 7 rushing yards on 2 carries, in the 26-23 OT victory at Pit. (10/6/19)
- Posted 27 yards on 7 carries in his NFL debut in the 59-10, season-opening victory at Mia. (9/8/19)...Helped the Ravens set single-game franchise records in total net yards (643) and points (59)

## — PERSONAL —

- Brother, Dax, is a junior DB at Michigan and was named the team's Defensive Rookie of the Year as a true freshman in 2019
- Is a barber who enjoys cutting hair for his friends
- Majored in finance at Oklahoma State

## 2020: (BALTIMORE RAVENS – 12/0, 2/0)

- Appeared in 12 games, totaling a team-high 9 special teams tackles and producing 1 FF for a unit that allowed only 5.7 yards per punt return (fourth best in the NFL)...Also tallied 80 scrimmage yards on 12 carries and 5 catches, as Baltimore finished with the NFL's No. 1 ranked rushing attack (191.9 ypg), which produced the third-most yards (3,071) ever in a 16-game NFL season
- Contributed primarily on special teams in the 20-13 Wild Card Playoff win at Ten. (1/10/21)
- Owns a team-high and career-high 9 ST tackles this season
- Totaled a season-high 35 rushing yards, while adding 2 catches for 5 yards at Pit. (12/2)

## 2019: (BALTIMORE RAVENS – 16/0, 1/0)

- In his rookie season, totaled 225 rushing yards and 2 TDs on 58 carries for the league's No. 1 scoring offense (33.2 ppg)...Helped the Ravens set a new NFL single-season record for rushing yards (3,296)
- Added 70 receiving yards on 8 catches, helping Baltimore become the first team in NFL history to average at least 200 rushing (206.0) and 200 net passing (201.6) yards per game in a season
- Helped the Ravens set new single-season franchise records for total TDs (64), points (531), rushing yards (3,296) and total net yards (6,521)
- Rushed for 39 yards and 1 TD in the win vs. Pit. (12/29)
- Scored his first-career TD on an 18-yard run in the 31-15 win at Cle. (12/22), helping clinch the franchise's first-ever No. 1 playoff seed
- Totaled 15 yards on 4 carries and helped set a new single-season franchise record for rushing yards (2,830) in the 42-21 win vs. NYJ (12/12)
- Registered 31 rushing yards on 5 carries, helping Baltimore produce 497 total yards in the 23-17 victory vs. Cin. (10/13)
- Recorded a career-high 46-yard KOR, also adding 7 rushing yards on 2 carries, in the 26-23 OT victory at Pit. (10/6)
- Posted 47 yards on 2 KORs and was part of an offense that produced 452 yards at KC (9/22)
- Posted 27 yards on 7 carries in his NFL debut in the 59-10, season-opening victory at Mia. (9/8)...Helped the Ravens set single-game franchise records in offense (643) and points (59)

## — COLLEGE —

- Registered 3,539 rushing yards and 30 TDs on 632 carries (5.6 avg.) in three seasons at Oklahoma State
- One of only seven players in Oklahoma State history with multiple 1,000-yard rushing seasons
- Awarded first-team All-Big 12 by coaches (2018), second-team All-Big 12 by media (2018), third-team All-America by *Athlon* (2018), CoSIDA Academic All-America second team (2018), Big 12 Football Scholar-Athlete of the Year (2018), first-team Academic All-Big 12 (2017-18), first-team All-Big 12 by coaches and media (2017), Doak Walker Award Semifinalist (2017), Thurman Thomas Award as OSU's most outstanding offensive player (2017), CoSIDA Academic All-America first team (2017), first-team Freshman All-America by *FWAA* (2016), first-team Freshman All-America by *USA Today* (2016), Big 12 Newcomer of the Year (2016), Big 12 Offensive Freshman of the Year (2016) and second-team All-Big 12 by coaches (2016)

# 43 JUSTICE HILL

## — HIGH SCHOOL —

- Prepped at Booker T. Washington (Tulsa, OK) HS, where he was an All-State selection and the 6A-II Offensive Player of the Year as a senior (2015)...Tallied 198 carries for 1,948 yards and 32 TDs that season
- Also competed in track and field



## — HILL'S COMMUNITY IMPACT —

- Supported children of service members at Fort Meade by participating in the Ravens' Salute to Service Military Kids Clinic (2019)
- Participated in the organization-wide day of service, Caw to Action – a celebration of the NFL's Huddle for 100 initiative (2019)
- Participated in the Ravens' Signature Project with M&T Bank to renovate the facility and visit with children at the Webster Kendrick Boys & Girls Club in Baltimore (2019)
- Joined teammates to sign autographs and play games during the Ravens' A Purple Evening, the team's annual event dedicated to female fans (2018)

### JUSTICE HILL'S NFL REGULAR SEASON RUSHING/RECEIVING STATISTICS

DATE	TEAM	GP	GS	RUSHING					RECEIVING				
				NO.	YDS.	AVG.	LG	TD	NO.	YDS.	AVG.	LG	TD
2019	Ravens	16	0	58	225	3.9	18t	2	8	70	8.8	14	0
2020	Ravens	12	0	12	60	5.0	19	0	5	20	4.0	8	0
<b>NFL TOTALS</b>		<b>28</b>	<b>0</b>	<b>70</b>	<b>285</b>	<b>4.1</b>	<b>19</b>	<b>2</b>	<b>13</b>	<b>90</b>	<b>6.9</b>	<b>14</b>	<b>0</b>

### JUSTICE HILL'S NFL POSTSEASON RUSHING/RECEIVING STATISTICS

DATE	TEAM	GP	GS	RUSHING					RECEIVING				
				NO.	YDS.	AVG.	LG	TD	NO.	YDS.	AVG.	LG	TD
2019	Ravens	1	0	0	0	0.0	0	0	4	26	6.5	14	0
2020	Ravens	2	0	0	0	0.0	0	0	0	0	0.0	0	0
<b>NFL TOTALS</b>		<b>3</b>	<b>0</b>	<b>0</b>	<b>0</b>	<b>0.0</b>	<b>0</b>	<b>0</b>	<b>4</b>	<b>26</b>	<b>6.5</b>	<b>14</b>	<b>0</b>

### JUSTICE HILL'S NFL REGULAR SEASON RETURN STATISTICS

DATE	TEAM	KICKOFF RETURNS					PUNT RETURNS					
		RET.	YDS.	AVG.	LG	TD	NO.	FC	YDS.	AVG.	LG	TD
2019	Ravens	12	227	18.9	46	0	0	0	0	0.0	0	0
2020	Ravens	0	0	0.0	0	0	0	0	0	0.0	0	0
<b>NFL TOTALS</b>		<b>12</b>	<b>227</b>	<b>18.9</b>	<b>46</b>	<b>0</b>	<b>0</b>	<b>0</b>	<b>0</b>	<b>0.0</b>	<b>0</b>	<b>0</b>

### JUSTICE HILL'S NFL POSTSEASON RETURN STATISTICS

DATE	TEAM	KICKOFF RETURNS					PUNT RETURNS					
		RET.	YDS.	AVG.	LG	TD	NO.	FC	YDS.	AVG.	LG	TD
2019	Ravens	0	0	0.0	0	0	0	0	0	0.0	0	0
2020	Ravens	0	0	0.0	0	0	0	0	0	0.0	0	0
<b>NFL TOTALS</b>		<b>0</b>	<b>0</b>	<b>0.0</b>	<b>0</b>	<b>0</b>	<b>0</b>	<b>0</b>	<b>0</b>	<b>0.0</b>	<b>0</b>	<b>0</b>

### SINGLE-GAME HIGHS: RUSHING/RECEIVING

**Rush Attempts** 10 vs. Pittsburgh Steelers, Dec 29, 2019  
**Rushing Yards** 39 vs. Pittsburgh Steelers, Dec 29, 2019  
**Longest Runs** 19 at Pittsburgh Steelers, Dec 02, 2020  
**Rushing TDs** 1 vs. Pittsburgh Steelers, Dec 29, 2019  
 ...1 more at 1.  
**Receptions** 3 at Cleveland Browns, Dec 22, 2019  
**Receiving Yards** 32 at Cleveland Browns, Dec 22, 2019  
**Longest Receptions** 14 at Cleveland Browns, Dec 22, 2019

**All-Purpose Yards** 60 vs. Arizona Cardinals, Sep 15, 2019  
**Kickoff Returns** 2 vs. New England Patriots, Nov 03, 2019  
 ...4 more at 2.  
**Kickoff Return Yards** 47 at Kansas City Chiefs, Sep 22, 2019  
**Longest Kickoff Return** 46 at Pittsburgh Steelers, Oct 06, 2019  
**Most TDs** 1 vs. Pittsburgh Steelers, Dec 29, 2019  
 ...1 more at 1.  
**Rushing Average** 3.9 vs. Pittsburgh Steelers, Dec 29, 2019  
 ...2 more at 3.9.



# 43 JUSTICE HILL

## 2020 GAME-BY-GAME REGULAR-SEASON STATISTICS [RAVENS]

DATE	OPPONENT	P/S	RUSHING					RECEIVING					W/L	SCORE	
			NO.	YDS.	AVG.	LG	TD	NO.	YDS.	AVG.	LG	TD			
09/13	Browns													W	38-6
09/20	at Texans													W	33-16
09/28	Chiefs													L	20-34
10/04	at Washington	P	0	0	0.0	0	0	0	0	0.0	0	0	0	W	31-17
10/11	Bengals													W	27-3
10/18	at Eagles	P	0	0	0.0	0	0	0	0	0.0	0	0	0	W	30-28
11/01	Steelers	P	0	0	0.0	0	0	0	0	0.0	0	0	0	L	24-28
11/08	at Colts	P	0	0	0.0	0	0	0	0	0.0	0	0	0	W	24-10
11/15	at Patriots	P	0	0	0.0	0	0	1	3	3.0	3	0	0	L	17-23
11/22	Titans	P	0	0	0.0	0	0	0	0	0.0	0	0	0	L	24-30+
12/02	at Steelers	P	9	35	3.9	19	0	2	5	2.5	6	0	0	L	14-19
12/08	Cowboys	P	0	0	0.0	0	0	1	4	4.0	4	0	0	W	34-17
12/14	at Browns	P	1	4	4.0	4	0	0	0	0.0	0	0	0	W	47-42
12/20	Jaguars	P	0	0	0.0	0	0	1	8	8.0	8	0	0	W	40-14
12/27	Giants	P	0	0	0.0	0	0	0	0	0.0	0	0	0	W	27-13
01/03	at Bengals	P	2	21	10.5	16	0	0	0	0.0	0	0	0	W	38-3
<b>2020 TOTALS</b>		<b>12-0</b>	<b>12</b>	<b>60</b>	<b>5.0</b>	<b>19</b>	<b>0</b>	<b>5</b>	<b>20</b>	<b>4.0</b>	<b>8</b>	<b>0</b>	<b>11-5</b>		

+ - Overtime

## 2020 GAME-BY-GAME POSTSEASON STATISTICS [RAVENS]

DATE	OPPONENT	P/S	RUSHING					RECEIVING					W/L	SCORE	
			NO.	YDS.	AVG.	LG	TD	NO.	YDS.	AVG.	LG	TD			
01/10	at Titans	P	0	0	0.0	0	0	0	0	0.0	0	0	0	W	20-13
01/16	at Bills	P	0	0	0.0	0	0	0	0	0.0	0	0	0	L	3-17
<b>2020 TOTALS</b>		<b>2-0</b>	<b>0</b>	<b>0</b>	<b>0.0</b>	<b>0</b>	<b>0</b>	<b>0</b>	<b>0</b>	<b>0.0</b>	<b>0</b>	<b>0</b>	<b>1-1</b>		





# 44



# MARLON HUMPHREY

**CORNERBACK**  
6-0 | 197

**COLLEGE: ALABAMA**  
**BORN: 7/8/96, HOOVER, AL**  
**EXP. (NFL/RAVENS): 5/5**

**GP/GS (PLAYOFFS): 61/43 (4/4)**



### — KEY TRANSACTIONS —

- Signed a five-year contract extension (through 2026) with the Ravens on 10/1/20
- Selected by the Ravens in the first round (16th overall) of the 2017 NFL Draft...Declared for the NFL Draft following his redshirt sophomore season

### — HONORS —

- Two-time Pro Bowler (2019-20)
- *Associated Press* first-team All-Pro (2019)
- Team MVP by Baltimore media (2018)

### — CAREER HIGHLIGHTS —

- In 2020, led the NFL with a Ravens franchise record 8 FFs, tying for the second most by a DB in NFL single-season history...He became the first DB to register at least 8 FFs and a sack (2.5) in a single season (records kept since 2000)
- Earning his second-straight Pro Bowl selection in 2020, started all 15 games in which he played, posting 82 tackles (70 solo), 2.5 sacks, 4 TFL, 4 QBHs, 11 PD, 1 INT and a league-leading 8 FFs (also a Ravens' single-season record)...Helped Baltimore's defense rank No. 2 in both points allowed (18.9) and third-down efficiency (34.0%), also leading the NFL in FFs (25)
- Broke OLB Terrell Suggs' single-season franchise record of 7 FFs (2011) after a 2-FF performance at Cle. (12/14/20)
- In 2019, totaled 65 tackles, 3 INTs (-14 yards), a team-leading 14 PD, 3 FRs (2 were returned for TDs) and 2 FFs, helping the Ravens' defense rank No. 3 in points (17.6) and No. 4 in yards (300.6) allowed per game...Baltimore's 6 defensive TDs tied (TB) for No. 1 in the NFL
- Owns the longest FR in Ravens history, a 70-yard FR-TD recorded in the 37-20 victory vs. NE (11/3/19)
- Picked up a game-sealing WR DK Metcalf fumble and ran 18 yards to score his first-career TD (10/20/19 at Sea.)
- In 2018, produced 37 tackles, 2 INTs and led the Ravens with 15 PD, earning team MVP honors by Baltimore media
- Had a career-high 4 PD in the 20-12 win vs. TB (12/16/18)
- As a rookie in 2017, totaled 34 tackles, 2 INTs and finished second on the team with 11 PD for a unit that led the league in both takeaways (34) and INTs (22)
- Recorded his first-career INT (returned 15 yards) and tallied 3 tackles in a 23-0 win at GB (11/19)
- Earned his first-career start in the 30-17 win at Oak. (10/8)

### — PERSONAL —

- Father, Bobby, was a first-team All-American RB at Alabama in 1986 and 1987, ranking third in Crimson Tide career rushing yards (3,420)...Bobby became a 1989 first-round draft pick of the Denver Broncos, where he played three seasons and earned 1990 Pro Bowl honors...Bobby also played for the Miami Dolphins in 1992
- Mother, Barbara, set Alabama-Birmingham's still-standing record in the outdoor 400 meters (53.30)
- Older brother, Maudrecus, played WR at Arkansas and UAB...Older sister, Breona, ran track at UAB...Younger sister, Brittlely, is a standout hurdler at LSU
- During the 2019 offseason, earned his degree from Alabama, completing a pledge he made after declaring for the draft
- Spent much of the 2018, 2019 and 2021 offseasons serving as a volunteer track coach at Hoover (AL) HS

### 2020: (BALTIMORE RAVENS – 15/15, 2/2)

- Earning his second-straight Pro Bowl selection, started all 15 games in which he played, posting 82 tackles (70 solo), 2.5 sacks, 4 TFL, 4 QBHs, 11 PD, 1 INT and a league-leading 8 FFs (also a Ravens' single-season record)...Helped Baltimore's defense rank No. 2 in both points allowed (18.9) and third-down efficiency (34.0%), also leading the NFL in FFs (25)
- Registered 5 tackles (4 solo) and 1 PD in the 20-13 Wild Card Playoff win at Ten. (1/10/21)...Also helped limit the Titans to 4-of-12 (33%) on third down and 158 net passing yards
- Tallied a team-high 6 tackles (5 solo) and 3 PD, including a TD-saving breakup, in the 27-13 win vs. NYG (12/27)...Also helped limit the Giants to 1-of-10 (10%) on third down, matching the Ravens' eighth-best defensive third-down percentage in single-game franchise history
- Recorded 4 tackles (3 solo) and 2 FFs in the 47-42 win at Cle. (12/14)...Forcing his seventh and eighth fumbles of the season, Humphrey surpassed Terrell Suggs' 2011 campaign (7 FFs) for the most forced fumbles in Ravens single-season history...His 8 FFs tied an NFL record for the most FFs through a player's first 12 games played in a season (Charles Tillman in 2012 & Osi Umenyiora in 2010)
- Registered 7 tackles (6 solo), 2 PD and a career-high 2 FFs at Pit. (12/2)...Also helped stop Pittsburgh short of the end zone on 3-of-4 goal-to-go possessions
- Collected a team-high 8 solo tackles and added 1 sack and 1 FF in the 30-28 win at Phi. (10/18)...It marked his third-consecutive game with a FF, and he produced a league-leading 4 FFs through the first six weeks of the NFL season...Became the first DB since Walter Thurmond (2015) to register back-to-back performances with at least 1 sack and 1 FF



## 44 MARLON HUMPHREY

- Recorded 5 tackles (4 solo), 1 sack and 1 FF in the 27-3 win vs. Cin. (10/11)...Registered back-to-back games with a FF for the first time in his career and became the NFL's first defensive back to tally 3 FFs during the 2020 season...Baltimore had five different DBs record at least 1 sack, marking the first time in NFL history that this feat has been accomplished
- Collected a career-high 9 tackles (8 solo) and 1 FF and helped limit Washington to 4-of-13 (31%) on third down in the 31-17 win at Was. (10/14)...Humphrey helped force a turnover in each of the Ravens' first three victories (1 INT and 2 FFs)
- Produced 7 tackles (6 solo), a half-sack and 1 FF that resulted in a 22-yard FR-TD by ILB L.J. Fort in the 33-16 win at Hou. (9/20)...Also helped limit the Texans' offense to 5-of-14 (36%) on third down, en route to Baltimore's 14th-consecutive regular season victory
- Picked off QB Baker Mayfield on the game's opening drive, marking his eighth-career INT, in the season-opening win vs. Cle. (9.13)...Helped hold Pro Bowl WRs Jarvis Landry and Odell Beckham Jr. to a combined 8 receptions for 83 yards...Baltimore's defense limited Cleveland to 0-for-3 on fourth down and 3-of-12 (25%) on third down

### 2019: (BALTIMORE RAVENS – 16/15, 1/1)

- Produced 65 tackles, 3 INTs, a team-leading 14 PD, 3 FRs (2 of which were returned for TDs) and 2 FFs, helping Baltimore's defense rank No. 3 in points (17.6) and No. 4 in yards (300.6) allowed per game...The Ravens' 6 defensive TDs tied (TB) for No. 1 in the NFL
- Posted 4 tackles and 1 INT in the 31-15 win at Cle. (12/22), helping clinch the franchise's first-ever No. 1 playoff seed
- Blocked a 49ers' FG attempt and registered a game-high 7 tackles in the 20-17 win vs. SF (12/1)
- Posted 6 tackles and his second FR-TD in as many games in the 37-20 victory vs. NE (11/3)...His 70-yard FR came after ILB Patrick Onwuasor forced a WR Julian Edelman fumble and is the longest FR in Ravens history
- Posted 5 tackles, including 1 TFL, and 1 FR in the 30-16 win at Sea. (10/20)...Late in the fourth quarter, he picked up a game-sealing WR DK Metcalf fumble and ran 18 yards to score his first-career TD
- Registered 1 tackle, 1 QBH, 1 INT (-14 return yards) and 2 PD for a defense that limited the Bengals to 250 yards in the 23-17 victory vs. Cin. (10/13)
- Forced a WR JuJu Smith-Schuster fumble and recovered the ball, helping set up K Justin Tucker's game-winning, 46-yard FG in the 26-23 OT win at Pit. (10/6)...Had 3 tackles for a defense that allowed 269 total yards
- Posted 2 PD and 1 tackle, helping limit WR Odell Beckham Jr. to just 2 catches for 20 yards vs. Cle. (9/29)
- Registered 6 tackles, including 1 TFL, and 1 PD for a defense that limited the Cardinals to 2-of-11 (18%) on third down in the win vs. Ari. (9/15)
- Posted 2 PD, 1 INT and 1 TFL for a defense that allowed just 200 yards in the 59-10, season-opening win at Mia. (9/8)

### 2018: (BALTIMORE RAVENS – 14/8, 1/1)

- Produced 37 tackles (31 solo), 2 INTs and led the team with 15 PD for the league's No. 1 overall (292.9 ypg) and No. 2 scoring (17.9 ppg) defense...Was voted team MVP by local reporters who cover the Ravens
- Posted 1 solo tackle for a defense that limited the Chargers to just 243 total yards in the Wild Card vs. LAC (1/6/19)
- Registered a game-sealing INT, with 1:31 remaining in the fourth quarter, to secure the Ravens' 22-10 win at LAC (12/22)...Produced 3 tackles and 2 PD for a defense that limited the Chargers to a season-low 198 total yards
- Produced 1 INT and a career-high 4 PD – including a game-sealing fourth-and-4 stop late in the fourth quarter – for a defense that held the Buccaneers to 156 passing yards, in the 20-12 win vs. TB (12/16)
- Recorded 2 PD in the 26-16 win at Atl. (12/2), helping limit the Falcons to just 97 passing yards, which are the fewest by an Atlanta offense since 1999 (105 at SF)
- Posted a game-clinching, fourth-down PD with 1:43 remaining to help seal the 24-21 win vs. Cin. (11/18)
- Recorded 4 tackles (3 solo), including 1 TFL, 1 PD and his first-career FF for a defense that registered 10 TFL, 8 PD and 5 sacks at Cle. (10/7)
- Recorded 4 solo tackles for a defense that allowed the Steelers just 47 second-half yards in the 26-14 win at Pit. (9/30)...Pittsburgh was also 2-of-12 (17%) on third down
- Started at CB and tied a career high with 7 tackles (5 solo) at Cin. (9/13)

### 2017: (BALTIMORE RAVENS – 16/5)

- Totaled 34 tackles (30 solo), 2 INTs and finished second on the team with 11 PD for a unit that led the league in both takeaways (34) and INTs (22)
- Started at CB and posted 5 solo tackles at Pit. (12/10)
- Saw extensive time when subbing for an injured CB Jimmy Smith (Achilles)...Recorded a team-leading 7 tackles and 1 INT (returned 18 yards) in a 44-20 win vs. Det. (12/3)
- Recorded his first-career INT (returned 15 yards) and tallied 3 tackles for a defense that forced 5 turnovers, registered 6 sacks and posted its third shutout of the season in a 23-0 win at GB (11/19)...It marked just the third time in franchise history the Ravens recorded 6 sacks and forced 5 turnovers
- Registered 4 tackles and 1 PD for a defense that posted a shutout and allowed a season-low 196 yards in a 40-0 win vs. Mia. (10/26)
- Earned his first-career start and posted 3 tackles for a defense that produced 3 sacks and held the Raiders to 245 total yards in the 30-17 victory at Oak. (10/8)
- Recorded 4 solo tackles and spent time matched up one-on-one with standout Steelers WR Antonio Brown, helping limit him to 4 catches for 34 yards vs. Pit. (10/1)
- Saw action on special teams and competed from scrimmage for a defense that forced 5 turnovers (4 INTs and 1 FR) and posted the 11th shutout in franchise history, at Cin. (9/10)

# 44 MARLON HUMPHREY

## — COLLEGE —

- Started all 29 games in which he played, posting 81 tackles, 5 INTs (1 returned for a TD), 13 PD and 3 FFs
- During his two years as a starter, Alabama registered a 28-2 record, making two appearances in the CFP National Championship...Crimson Tide won the 2015 national title
- In 2016, helped the Alabama defense lead the nation in scoring (13.0 ppg) and rushing (63.9 ypg), while ranking second in total defense (261.8 ypg)...Was also selected first-team All-American by the FWAA
- In 2015, was named to the Freshman All-SEC Team, posting 45 tackles, 3 INTs and 8 PD

## — HIGH SCHOOL —

- Prepped at Hoover (Birmingham, AL) HS, where he was a three-time Alabama Sports Writers Association's first-team 6A All-State honoree
- Tallied 13 INTs and 31 PD during his career, helping lead Hoover to State Championships in 2012 and 2013
- Named the 2013 *Birmingham News* Metro Boys Track Athlete of the Year...Posted a top time of 6.89 seconds in the indoor 60-meter dash, 7.80 in the 60-meter hurdles and a 48.11 best in the 400-meter hurdles



## — HUMPHREY'S COMMUNITY IMPACT —

- Joined fellow teammate Pernell McPhee to provide Thanksgiving meals and turkeys for families at the YMCA at Weinberg (2020)
- Joined teammates to converse and play games (virtually) during the Ravens' A Purple Evening, the team's annual event dedicated to female fans (2020)
- Participated in live Q&A for the NFL's 2020 Draft-a-Thon virtual fundraiser (2020)
- Alongside teammates, participated in the St. John Baptist 5K Run, Walk and Roll/Walk for Bobbi Engram Foundation, hosted by tight ends coach Bobby Engram (2019)
- Alongside teammates, attended the inaugural Bradley and Nikki Bozeman Foundation Halloween Costume Party in support of the foundation's anti-bullying initiative (2019)
- Participated in the organization-wide day of service, Caw to Action – a celebration of the NFL's Huddle for 100 initiative (2019)
- Hosted his Ball Speed and Agility Camp in his hometown of Hoover, AL (2019)
- Participated in Anthony Levine Sr.'s 10th Annual Home Run Derby & Softball Game with Ravens teammates (2019)
- Helped build HOPE kits with teammate Brandon Carr at the Under Armour Performance Center, which were sent to breast cancer patients at Johns Hopkins and MedStar Union Memorial Hospital (2018)
- Battled overseas military members in video game competitions in the Ravens' first Pros vs. GI Joes tournament (2018)
- Attended the Ravens annual Holiday Helpers event at Target to shop for gifts with Baltimore youth in need (2018-19)
- Teamed up with the Ravens and Verizon Wireless to "Pass it Forward" by surprising customers at Safeway with gift cards (2018)
- Helped distribute coats and cold-weather gear to residents at the annual Helping Up Mission coat distribution (2018)
- Attended Jimmy Seafood's "Shrimp & Gifts" event as a celebrity shopper (2018)
- Participated in the team's KaBoom! playground build in the Douglass Homes neighborhood alongside teammates, Ravens staff and volunteers (2018)
- Joined the 2017 rookie class at the Helping Up Mission men's shelter Baltimore City to visit and serve dinner to residents
- Participated in a police ride-along with law enforcement officials in West Baltimore to meet with local youth and discuss social justice topics (2017)
- Joined teammates to sign autographs and play games during the Ravens' A Purple Evening, the team's annual event dedicated to female fans (2017, 2019)
- Partnered with Jimmy's Famous Seafood for 9th Annual Toys for Tots Gala (2017)
- Supports current and former teammates' charitable endeavors including Anthony Levine Sr.'s Celebrity Bowling event (2017, 2019), Tony Jefferson's "Shop With A Jock" Shopping event, Matthew Judon's Karaoke and Lip Sync Party (2018) and Jameel McClain's 53 Families Thanksgiving event (2017-19)



# 44 MARLON HUMPHREY

## MARLON HUMPHREY'S NFL REGULAR SEASON DEFENSIVE STATISTICS

DATE	TEAM	GP	GS	TACKLES							INTERCEPTIONS					FUMBLES			ST		MISC					
				TK	S	A	TFL	YDS	SK	YDS	QBH	NO	YDS	LG	TD	PD	FF	FR	YDS	TK	S	A	FF	FR	S	A
2017	Ravens	16	5	34	30	4	1	5	0.0	0.0	0	2	33	18	0	11	0	0	0	0	0	0	0	0	0	0
2018	Ravens	14	8	37	31	6	3	6	0.0	0.0	0	2	0	0	0	15	1	0	0	0	0	0	0	0	0	
2019	Ravens	16	15	65	53	12	4	7	0.0	0.0	1	3	14	14	0	14	2	3	91	0	0	0	0	0	0	
2020	Ravens	15	15	82	70	12	4	44	2.5	14.5	4	1	8	8	0	11	8	0	0	0	0	0	0	0	0	
<b>NFL TOTALS</b>		<b>61</b>	<b>43</b>	<b>218</b>	<b>184</b>	<b>34</b>	<b>12</b>	<b>62</b>	<b>2.5</b>	<b>14.5</b>	<b>5</b>	<b>8</b>	<b>55</b>	<b>18</b>	<b>0</b>	<b>51</b>	<b>11</b>	<b>3</b>	<b>91</b>	<b>0</b>	<b>0</b>	<b>0</b>	<b>0</b>	<b>0</b>	<b>0</b>	

## MARLON HUMPHREY'S NFL POSTSEASON DEFENSIVE STATISTICS

DATE	TEAM	GP	GS	TACKLES							INTERCEPTIONS					FUMBLES			ST		MISC				
				TK	S	A	TFL	YDS	SK	YDS	QBH	NO	YDS	LG	TD	PD	FF	FR	YDS	TK	S	A	FF	FR	S
2018	Ravens	1	1	1	1	0	0	0	0.0	0.0	0	0	0	0	0	0	0	0	0	0	0	0	0	0	0
2019	Ravens	1	1	2	2	0	0	0	0.0	0.0	0	0	0	0	0	0	0	0	0	0	0	0	0	0	0
2020	Ravens	2	2	7	5	2	0	0	0.0	0.0	0	0	0	0	0	1	0	0	0	0	0	0	0	0	0
<b>NFL TOTALS</b>		<b>4</b>	<b>4</b>	<b>10</b>	<b>8</b>	<b>2</b>	<b>0</b>	<b>0</b>	<b>0.0</b>	<b>0.0</b>	<b>0</b>	<b>0</b>	<b>0</b>	<b>0</b>	<b>0</b>	<b>1</b>	<b>0</b>	<b>0</b>	<b>0</b>	<b>0</b>	<b>0</b>	<b>0</b>	<b>0</b>	<b>0</b>	<b>0</b>

### SINGLE-GAME HIGHS: DEFENSIVE

**Total Tackles**  
**Sacks**

9 at Washington, Oct 04, 2020  
1.0 at Philadelphia Eagles, Oct 18, 2020  
...1 more at 1.0.

**Passes Defensed**  
**Forced Fumbles**

4 vs. Tampa Bay Buccaneers, Dec 16, 2018  
2 at Cleveland Browns, Dec 14, 2020  
...1 more at 2.

**Fumble Recoveries**

1 vs. New England Patriots, Nov 03, 2019  
...2 more at 1.

**Tackles For Loss**

1 at Cleveland Browns, Dec 14, 2020  
...11 more at 1.

**Interceptions**

1 vs. Cleveland Browns, Sep 13, 2020  
...7 more at 1.

**Interception Return Yards**  
**Safeties**

18 vs. Detroit Lions, Dec 03, 2017  
1 at Cleveland Browns, Dec 14, 2020

## 2020 GAME-BY-GAME REGULAR-SEASON STATISTICS (RAVENS)

DATE	OPPONENT	P/S	TACKLES							INTERCEPTIONS					FUMBLES			ST		MISC		W/L	SCORE				
			TK	S	A	SK	YDS	TFL	YDS	QBH	NO	YDS	LG	TD	PD	FF	FR	YDS	TK	S	A			FF	FR	S	A
09/13	Browns	S	1	1	0	0.0	0.0	0	0	0	1	8	8	0	2	0	0	0	0	0	0	0	0	0	0	W	38-6
09/20	at Texans	S	7	6	1	0.5	0.5	0	0	1	0	0	0	0	0	1	0	0	0	0	0	0	0	0	0	W	33-16
09/28	Chiefs	S	6	3	3	0.0	0.0	0	0	1	0	0	0	0	2	0	0	0	0	0	0	0	0	0	0	L	20-34
10/04	at Washington	S	9	8	1	0.0	0.0	0	0	0	0	0	0	0	1	1	0	0	0	0	0	0	0	0	0	W	31-17
10/11	Bengals	S	5	4	1	1.0	8.0	1	8	1	0	0	0	0	0	1	0	0	0	0	0	0	0	0	0	W	27-3
10/18	at Eagles	S	8	8	0	1.0	6.0	1	6	1	0	0	0	0	0	1	0	0	0	0	0	0	0	0	0	W	30-28
11/01	Steelers	S	4	2	2	0.0	0.0	0	0	0	0	0	0	0	0	0	0	0	0	0	0	0	0	0	0	L	24-28
11/08	at Colts										RESERVE/COVID-19													W	24-10		
11/15	at Patriots	S	5	5	0	0.0	0.0	0	0	0	0	0	0	0	0	0	0	0	0	0	0	0	0	0	0	L	17-23
11/22	Titans	S	8	8	0	0.0	0.0	1	5	0	0	0	0	0	0	0	0	0	0	0	0	0	0	0	0	L	24-30+
12/02	at Steelers	S	7	6	1	0.0	0.0	0	0	0	0	0	0	0	2	2	0	0	0	0	0	0	0	0	0	L	14-19
12/08	Cowboys	S	4	4	0	0.0	0.0	0	0	0	0	0	0	0	0	0	0	0	0	0	0	0	0	0	0	W	34-17
12/14	at Browns	S	4	3	1	0.0	0.0	1	25	0	0	0	0	0	1	2	0	0	0	0	0	0	0	0	0	W	47-42
12/20	Jaguars	S	7	6	1	0.0	0.0	0	0	0	0	0	0	0	0	0	0	0	0	0	0	0	0	0	0	W	40-14
12/27	Giants	S	6	5	1	0.0	0.0	0	0	0	0	0	0	0	3	0	0	0	0	0	0	0	0	0	0	W	27-13
01/03	at Bengals	S	1	1	0	0.0	0.0	0	0	0	0	0	0	0	0	0	0	0	0	0	0	0	0	0	0	W	38-3
<b>2020 TOTALS</b>		<b>15-15</b>	<b>82</b>	<b>70</b>	<b>12</b>	<b>2.5</b>	<b>14.5</b>	<b>4</b>	<b>44</b>	<b>4</b>	<b>1</b>	<b>8</b>	<b>8</b>	<b>0</b>	<b>11</b>	<b>8</b>	<b>0</b>	<b>0</b>	<b>0</b>	<b>0</b>	<b>0</b>	<b>0</b>	<b>0</b>	<b>0</b>	<b>0</b>	<b>11-5</b>	

+ - Overtime

## 2020 GAME-BY-GAME POSTSEASON STATISTICS (RAVENS)

DATE	OPPONENT	P/S	TACKLES							INTERCEPTIONS					FUMBLES			ST		MISC		W/L	SCORE				
			TK	S	A	SK	YDS	TFL	YDS	QBH	NO	YDS	LG	TD	PD	FF	FR	YDS	TK	S	A			FF	FR	S	A
01/10	at Titans	S	5	4	1	0.0	0.0	0	0	0	0	0	0	0	0	1	0	0	0	0	0	0	0	0	0	W	20-13
01/16	at Bills	S	2	1	1	0.0	0.0	0	0	0	0	0	0	0	0	0	0	0	0	0	0	0	0	0	0	L	3-17
<b>2020 TOTALS</b>		<b>2-2</b>	<b>7</b>	<b>5</b>	<b>2</b>	<b>0.0</b>	<b>0.0</b>	<b>0</b>	<b>0</b>	<b>0</b>	<b>0</b>	<b>0</b>	<b>0</b>	<b>0</b>	<b>1</b>	<b>0</b>	<b>0</b>	<b>0</b>	<b>0</b>	<b>0</b>	<b>0</b>	<b>0</b>	<b>0</b>	<b>0</b>	<b>0</b>	<b>1-1</b>	



# 2

# TYLER HUNTLEY

QUARTERBACK

6-1 | 196

COLLEGE: UTAH

BORN: 2/3/98, HALLANDALE BEACH, FL

EXP. (NFL/RAVENS): 2/2

GP/GS (PLAYOFFS): 2/0 (1/0)



### — KEY TRANSACTIONS —

- Signed a Reserve/Future contract with Baltimore on 1/18/21
- Was activated from the practice squad (COVID replacement elevation) on 12/2/20 at Pit., 12/20/20 vs. Jax. and (standard elevation) on 12/27/20 vs. NYG, 1/3/21 at Cin., 1/10/21 at Ten., 1/16/21 at Buf.
- Signed to the Ravens' practice squad on 9/6/20
- Waived by Baltimore on 9/5/20
- Signed with the Ravens as a undrafted rookie free agent on 4/30/20

### — CAREER HIGHLIGHTS —

- Played in two regular season games and one postseason contest as a rookie...Has completed 3-of-5 passes for 15 yards, while adding 23 rushing yards on 10 carries...Also filled in for QB Lamar Jackson (concussion) in the fourth quarter of the AFC Divisional Playoff at Buf. (1/16/21), completing 7-of-13 passes for 60 yards, while adding 32 yards rushing on 3 attempts

### — PERSONAL —

- Played against Ravens QB Lamar Jackson in high school...In a battle of unbeaten teams in 2014, the two star quarterbacks combined for 8 TDs...Huntley's Hallandale Chargers eventually secured the victory

### 2020: (BALTIMORE RAVENS – 2/0, 1/0)

- Saw action in two regular season games as a rookie in relief of QB Lamar Jackson...Completed 3-of-5 passes for 15 yards, while adding 23 rushing yards on 10 carries...Also filled in for QB Lamar Jackson (concussion) in the fourth quarter of the AFC Divisional Playoff
- Completed 7-of-13 passes for 60 yards, while adding 32 yards rushing on 3 attempts, in relief of QB Lamar Jackson (concussion) in the Divisional Playoff at Buf. (1/16/21)
- Saw his first NFL action in relief of starter Lamar Jackson in the 40-14 win vs. Jax. (12/20)...Completed 2-of-4 passes for 7 yards, while adding 18 rushing yards on 4 carries before kneeling in victory formation

### — COLLEGE —

- A first-team All-Pac-12 honoree in 2019, Huntley played in 37 career games (33 starts) for Utah...Was 23-10 as a starter, ranking third all time in career wins by a Utah QB
- Completed 574-of-854 passes for 7,351 yards, 46 TDs and 20 INTs, adding 1,146 rushing yards and 16 TDs...Set the school record for career completion percentage (67.2), while his 20 career 200-yard passing games rank fourth all time in Utah history...Was a two-time honorable mention Pac-12 All-Academic honoree (2017-18)

- During his 2019 senior season, was a finalist for the Johnny Unitas Golden Arm Award and the Manning Award, in addition to being a semifinalist for the Walter Camp Player of the Year Award, the Davey O'Brien Award and the Lombardi Award...Was named Co-Pac-12 Offensive Player of the Year and earned first-team All-Conference honors...Started all 14 games, going 220-of-301 passing for 3,092 yards, 19 TDs and just 4 INTs...Added 290 rushing yards and 5 ground scores...Finished the season ranked second (Joe Burrow) in the FBS and first in the Pac-12 in completion percentage (73.1), fifth in the FBS and first in the Pac-12 in passing efficiency (177.6) and third in the FBS and first in the Pac-12 in yards per pass attempt (10.3)...Was a two-time Pac-12 Offensive Player of the Week honoree
- As a junior in 2018, started nine games (6-3 record) before missing the last five with an injury...Was 150-of-234 passing for 1,788 yards, 12 TDs and 6 INTs...At the time of his injury, was the team's second-leading rusher with 304 yards and 4 TDs...Named Pac-12 Player of the Week for his 341 yards passing (22-of-29) and 4 TDs, along with 33 rushing yards and 1 TD, against USC
- As a sophomore in 2017, started 10 games (and missed three due to injury), going 6-4 en route to completing 199-of-312 passes for 2,411 yards, 15 TDs and 10 INTs...Ranked second on the team in rushing TDs (6) and rushing yards (537)...Posted career highs in both passing yards (341) and passing TDs (4) vs. San Jose State...Tallied a career-high 93 rushing yards vs. UCLA, while also throwing 4 TDs
- Played in four games as a true freshman (2016), going 5-of-7 passing for 60 yards...Added 9 rushes for 15 yards and 1 TD
- Graduated with a degree in sociology

### — HIGH SCHOOL —

- While at Hallandale (Hallandale Beach, FL) HS, was named the 2015 Florida Gatorade Football Player of the Year, also garnering two-time (2014-15) All-Broward County honors at QB...Went 34-10 as a starter in four years, passing for 9,053 yards and 106 TDs
- Was 237-of-387 passing for 3,636 yards, 42 TDs and just 10 INTs as a senior, leading Hallandale to a 10-3 record and 5A regional finals appearance for the first time in school history...Set a state record with 71 pass attempts against St. Thomas Aquinas, throwing for 468 yards in the game



# 2 TYLER HUNTLEY

## TYLER HUNTLEY'S NFL REGULAR SEASON PASSING/RUSHING STATISTICS

DATE	TEAM	PASSING													RUSHING				
		GP	GS	ATT.	CMP.	PCT.	YDS	AVG.	TD	INT.	LG	SK	LST	RATE	NO.	YDS.	AVG.	LG	TD
2020	Ravens	2	0	5	3	60.0	15	3.0	0	0	8	0	0	64.6	10	23	2.3	19	0
<b>TOTALS</b>		<b>2</b>	<b>0</b>	<b>5</b>	<b>3</b>	<b>60.0</b>	<b>15</b>	<b>3.0</b>	<b>0</b>	<b>0</b>	<b>8</b>	<b>0</b>	<b>0</b>	<b>64.6</b>	<b>10</b>	<b>23</b>	<b>2.3</b>	<b>19</b>	<b>0</b>

## TYLER HUNTLEY'S NFL POSTSEASON PASSING/RUSHING STATISTICS

DATE	TEAM	PASSING													RUSHING				
		GP	GS	ATT.	CMP.	PCT.	YDS	AVG.	TD	INT.	LG	SK	LST	RATE	NO.	YDS.	AVG.	LG	TD
2020	Ravens	1	0	13	6	46.2	60	4.6	0	0	29	1	8	59.8	3	32	10.7	19	0
<b>TOTALS</b>		<b>1</b>	<b>0</b>	<b>13</b>	<b>6</b>	<b>46.2</b>	<b>60</b>	<b>4.6</b>	<b>0</b>	<b>0</b>	<b>29</b>	<b>1</b>	<b>8</b>	<b>59.8</b>	<b>3</b>	<b>32</b>	<b>10.7</b>	<b>19</b>	<b>0</b>

## 2020 GAME-BY-GAME REGULAR-SEASON STATISTICS (RAVENS)

DATE	OPPONENT	P/S	PASSING											RUSHING				W/L	SCORE				
			ATT	CMP	YDS	PCT	Y/A	Y/C	TD	INT	LG	SK/YD	RATE	ATT	YDS	LG	TD						
09/13	Browns																					W	38-6
09/20	at Texans																					W	33-16
09/28	Chiefs																					L	20-34
10/04	at Washington																					W	31-17
10/11	Bengals																					W	27-3
10/18	at Eagles																					W	30-28
11/01	Steelers																					L	24-28
11/08	at Colts																					W	24-10
11/15	at Patriots																					L	17-23
11/22	Titans																					L	24-30+
12/02	at Steelers																					L	14-19
12/08	Cowboys																					W	34-17
12/14	at Browns																					W	47-42
12/20	Jaguars	P	4	2	7	50.0	1.8	3.5	0	0	8	0/0	56.2	4	18	19	0					W	40-14
12/27	Giants																					W	27-13
01/03	at Bengals	P	1	1	8	100.0	8.0	8.0	0	0	8	0/0	100.0	6	5	2	0					W	38-3
<b>2020 TOTALS</b>		<b>2-0</b>	<b>5</b>	<b>3</b>	<b>15</b>	<b>60.0</b>	<b>3.0</b>	<b>5.0</b>	<b>0</b>	<b>0</b>	<b>8</b>	<b>0/0</b>	<b>64.6</b>	<b>10</b>	<b>23</b>	<b>19</b>	<b>0</b>					<b>11-5</b>	

+ - Overtime

## 2020 GAME-BY-GAME POSTSEASON STATISTICS (RAVENS)

DATE	OPPONENT	P/S	PASSING											RUSHING				W/L	SCORE					
			ATT	CMP	YDS	PCT	Y/A	Y/C	TD	INT	LG	SK/YD	RATE	ATT	YDS	LG	TD							
01/10	at Titans																						W	20-13
01/16	at Bills	P	13	6	60	46.2	4.6	10.0	0	0	29	1/8	59.8	3	32	19	0					L	3-17	
<b>2020 TOTALS</b>		<b>1-0</b>	<b>13</b>	<b>6</b>	<b>60</b>	<b>46.2</b>	<b>4.6</b>	<b>10.0</b>	<b>0</b>	<b>0</b>	<b>29</b>	<b>1/8</b>	<b>59.8</b>	<b>3</b>	<b>32</b>	<b>19</b>	<b>0</b>					<b>1-1</b>		





# 8



# LAMAR JACKSON

QUARTERBACK

6-2 | 212

COLLEGE: LOUISVILLE

BORN: 1/7/97, POMPANO BEACH, FL

EXP. (NFL/RAVENS): 4/4

GP/GS (PLAYOFFS): 46/37 (4/4)



### — KEY TRANSACTIONS —

- Lamar Jackson was selected by the Ravens in the first round (32nd overall) of the 2018 NFL Draft

### — HONORS —

- Ranked the league's No. 1 player, as voted by his peers, on the NFL Network's Top 100 List (2020)
- *Associated Press* and *PFWA* NFL MVP (2019)
- *PFWA* Offensive Player of the Year (2019)
- *Associated Press* first-team All-Pro (2019)
- Pro Bowl and Pro Bowl Offensive MVP (2019)
- *PFWA* All-NFL Team (2019)
- FedEx Air Player of the Year (2019)
- Team MVP, as voted by local media (2019)
- NFL 101 Awards' AFC Offensive Player of the Year (2019)
- Maxwell FB Club's Bert Bell Pro Player of the Year (2019)
- AFC Offensive Player of the Month (November 2019)
- Seven-time AFC Offensive Player of the Week (Week 14, 2020; Week 1, 2020; Week 15, 2019; Week 12, 2019; Week 10, 2019; Week 9, 2019; Week 1, 2019)
- Three-time FedEx Air NFL Player of the Week (Week 12, 2019; Week 10, 2019; Week 1, 2019)
- FedEx Ground NFL Player of the Week (Week 6, 2019)
- NFL Offensive Rookie of the Month (December 2018)

### — CAREER HIGHLIGHTS —

- Baltimore is 30-7 in the regular season with Jackson as its starter...Since his first NFL start (Week 11 of 2018), his 30 wins rank No. 1 in in the NFL among QBs
- In 2020, became the fastest QB to produce 30 regular season wins in NFL history, doing so in just his 37th start
- Tied Dan Marino for the best record through a QB's first 30 starts (25-5) in NFL history in the 24-10 win at Ind. (11/8/20)
- Started in 15 games in 2020, completing 242-of-376 passes for 2,757 yards and 26 TDs, while adding a team-high 1,005 rushing yards to become the first QB in NFL history to record multiple 1,000-yard rushing seasons
- In 2020, Jackson led a Baltimore offense that produced the NFL's No. 1 rushing attack (191.9 ypg), which posted the third-most yards (3,071) ever in a 16-game NFL season...Baltimore also owned the seventh-best scoring offense (29.3 ppg) and fourth-best third-down offense (48.8%)

- Completed 17-of-24 passes for 179 yards, while adding a team-high 136 of Baltimore's postseason franchise-best 236 rushing yards in the 20-13 Wild Card Playoff win at Ten. (1/10/21)...His 136 rushing yards were the third most by a QB in NFL postseason history, and he joined QB Colin Kaepernick as the only QBs in NFL playoff history with multiple 100-yard rushing outputs
- The Ravens tallied a franchise-record 24 rushing TDs, including 7 by Jackson, in 2020
- In 2020, Jackson led Baltimore to five-straight victories to close out the regular season, guiding the team to its third-consecutive playoff berth
- Named the 2019 NFL MVP, earning all 50 first-place votes to make him only the second unanimous MVP in NFL history (Tom Brady, 2010)...Became the youngest QB to ever win MVP, at 22 years and 358 days old (on Dec. 31, 2019)
- In 2020, Jackson rushed for 1,005 yards, becoming the first QB in NFL history to produce multiple 1,000-rush yard seasons
- Is the first player in NFL history to reach 5,000 passing yards and 2,500 rushing yards in the first three years of a career
- Jackson is the fastest QB in league history (35 games) to reach 5,000 passing yards and 2,000 rushing yards
- Is the only QB in NFL history to produce at least 3,000 passing yards and 1,000 rushing yards in a season (2019)
- Jackson has eight-career performances with at least 100 rushing yards, marking the second most by a QB in NFL history (Michael Vick - 10)
- Jackson has 14-career games with 2-plus passing TDs & 50-plus rushing yards, joining Russell Wilson, Steve Young, Michael Vick, Randall Cunningham and Cam Newton as the only players with 10-plus such games since 1950...Jackson's 14 games of 2-plus passing TDs and 50-plus rushing yards are the most all time in a QB's first three seasons
- In 2019, Jackson (36/7) became the third QB in NFL history to produce at least 35 passing TDs & 7 rushing TDs in a season...Steve Young (35/7 in 1994) & Cam Newton (35/10 in 2015) also won MVP honors after accomplishing this feat
- In his 2019 NFL MVP campaign, led the Ravens to their first-ever No. 1 playoff seed and second-consecutive AFC North Division title, while producing one of the greatest seasons ever by an NFL QB...Completed 265 of 401 passes for 3,127 yards and an NFL-high 36 TDs (also a franchise record)
- In 2019, tallied 1,206 rushing yards (sixth in the league), which are the most by a QB in NFL single-season history...Helped Baltimore set a new NFL single-season team record for rushing yards (3,296)



## 8 LAMAR JACKSON

- Baltimore produced the NFL's No. 1 scoring offense (33.2 ppg) in 2019, also setting new single-season franchise records for total TDs (64), points (531), rushing yards (3,296) and total net yards (6,521)
- In 2019, the Ravens became the first team in NFL history to average at least 200 rushing (206.0) and 200 net passing (201.6) yards per game in a season
- Set a Ravens' single-season passing TDs record (36) and had his fifth 100-yard rushing game of the year, extending his NFL single-season record by a QB, at Cle. (12/22/19)
- In the Divisional Playoff vs. Ten. (1/11/20), became the first player in NFL history with at least 350 passing yards and 100 rushing yards in a game (includes regular season and playoffs)...His 365 passing yards and the Ravens' 530 yards of offense set new franchise playoff single-game records
- Set the NFL single-season rushing record for a QB and threw 5 TD passes in a game for the third time in 2019 in Week 15 vs. NYJ (12/12)...Became the sixth QB in NFL history to have at least three 5-TD passing games in a season
- Registered at least 60 rushing yards in nine-straight games (4-12) in 2019, ranking as the most consecutive 60+ rushing outputs by a QB in NFL single-season history.
- On 12/1/19 vs. SF, set the NFL single-season record for most 100-yard rushing games (4) by a QB (now has 5 such games)
- On 11/25/19 at LAR, became the youngest player in NFL history with multiple 5-passing TD games in a season...Became the first player ever to record 3,000-plus passing yards and 1,500-plus rushing yards in his first two seasons...Became the first player ever to throw 4 TDs and have at least 50 rushing yards in back-to-back games
- On 11/17/19 vs. Hou., Jackson surpassed Cam Newton (1,447 yards) for the most rushing yards by a QB through the first two seasons of a career in NFL history
- On 11/10/19 at Cin., became the second player (QB Ben Roethlisberger, 2007) in NFL history to produce a perfect passer rating (158.3) in multiple games in a single season...Also had a 158.3 rating on 9/8/19 at Mia.
- On 10/13/19 vs. Cin., became the first player ever with at least 200 passing yards and 150 rushing yards in a regular season game...His 152 rushing yards stand as the third most by a QB in NFL single-game regular season history.
- On 10/6/19 at Pit., tied Robert Griffin III as the fastest QB in NFL history to reach 1,000 career rushing yards (21 games)
- On 9/15/19 vs. Ari., became the only player in league history to throw for at least 250 yards and rush for at least 120 yards in a game, in the 23-17 win vs. Ari. (9/15)
- On 9/8/19 at Mia., registered career highs in passing yards (324) and TDs (5, since tied) to produce a perfect 158.3 QB rating (since tied)...Became the first QB in team history to post a perfect passer rating, also setting a franchise record in completion percentage (85.0%)...Led the charge in producing team records in total yards (643) and points (59)
- On 9/8/19 at Mia., became the seventh QB in NFL history to record at least 300 passing yards, 5 TDs and a perfect 158.3 passer rating...He is also the youngest NFL QB ever to register a perfect passer rating
- In 2018, helped lead the Ravens to the AFC North title, completing 99 of 170 passes for 1,201 yards and 6 TDs...Started the regular season's last seven games and led Baltimore to a 6-1 record
- As a rookie, produced 695 rushing yards and 5 TDs for the NFL's No. 2 rush attack (152.6 ypg)...His 695 rushing yards were the most among NFL QBs in 2018
- Became the youngest QB to start a playoff game in NFL history (21 years, 364 days), completing 14 of 29 attempts for a game-high 194 yards and 2 TDs in the WC playoff vs. LAC (1/6/19)
- Made his first-career start, replacing QB Joe Flacco (hip) in the 24-21 win vs. Cin. (11/18)...Completed 13 of 19 passes for 150 yards and 1 INT, adding 119 rushing yards on 26 carries...Marked the first time in NFL history that a team had a rookie QB and RB (Gus Edwards, 115) each surpass 100 rushing yards in a game...His 119 rushing yards were the second most by a rookie QB since the 1970 merger, with only Robert Griffin III having more (138 on 10/14/12)
- Completed his first-career TD pass to fellow rookie TE Hayden Hurst on a 26-yard completion at Car. (10/28)

### — PERSONAL —

- Was awarded a key to the city of his hometown Pompano Beach, FL, in May 2017
- Played neighborhood football with Falcons WR Calvin Ridley while both were younger and competed in Pee Wee vs. Ravens' 2019 first-round pick WR Marquise Brown
- Created the popular Era 8 Apparel clothing line

### 2020: (BALTIMORE RAVENS – 15/15, 2/2)

- Started in 15 games, completing 242-of-376 passes for 2,757 yards and 26 TDs, while adding a team-high 1,005 rushing yards to become the first QB in NFL history to record multiple 1,000-yard rushing seasons...Led a Baltimore offense that produced the NFL's No. 1 rushing attack (191.9 ypg), which posted the third-most yards (3,071) ever in a 16-game NFL season...Baltimore also owned the seventh-best scoring offense (29.3 ppg) and fourth-best third-down offense (48.8%)...The Ravens tallied a franchise-record 24 rushing TDs, including 7 by Jackson
- Became the fastest QB in NFL history to reach 30 wins (37 starts) and led Baltimore to five-straight victories to close out the regular season, guiding the team to its third-consecutive playoff berth
- Completed 14-of-24 passes for 162 yards, while adding 34 yards rushing on 9 attempts, in the Divisional Playoff at Buf. (1/16/21)...Left the game with a concussion at the end of the third quarter and did not return

## 8 LAMAR JACKSON

- Completed 17-of-24 passes for 179 yards, while adding a team-high 136 of Baltimore's postseason franchise-best 236 rushing yards in the 20-13 Wild Card Playoff win at Ten. (1/10/21)...His 136 rushing yards were the third most by a QB in NFL postseason history, and he joined QB Colin Kaepernick as the only QBs in NFL playoff history with multiple 100-yard rushing outputs
- Completed 10-of-18 passes for 113 yards and 3 TDs, while adding 97 yards on 11 carries as part of the Ravens' 404-yard rushing output in the 38-3 win at Cin. (1/3/21)...The 404 rushing yards are the fourth most in an NFL game since 1950 and the second most since the 1970 merger...With his 97 rushing yards, Jackson eclipsed the 1,000-yard-rushing milestone for the second-straight season, becoming first NFL quarterback with multiple such seasons...Also became the fastest QB to 30 wins in NFL history, doing so in just his 37th start...Baltimore registered its fifth-consecutive victory to earn the franchise's third-straight playoff berth
- Completed 17-of-26 passes for 183 yards and 2 TDs (111.5 rating), while adding 80 rushing yards on 13 attempts in the 27-13 win vs. NYG (12/27)...Led Baltimore to its NFL-high (tied with Arizona and Minnesota) seventh game this season with over 150 passing yards and 150 rushing yards
- Completed 17-of-22 passes for 243 yards, 3 TDs and 1 INT (133.1 rating), while adding 35 rushing yards and 1 TD in the 40-14 win vs. Jax. (12/20)...It marked his second-career performance totaling 3 passing TDs and 1 rushing TD (11/10/19 at Cin.)...With 35 rushing yards, Jackson eclipsed 800 on the season, joining Michael Vick (2004 & 2006) as the only QBs in NFL history to notch at least 800 rushing yards in multiple seasons (Jackson became the first to do so in back-to-back seasons)
- Earned his seventh-career AFC Offensive Player of the Week honor after completing 11-of-17 passes for 163 yards and 1 TD, while adding a team-high 124 yards and 2 TDs on the ground in the 47-42 win at Cle. (12/14)...Orchestrated two go-ahead scoring drives in the fourth quarter and marched the Ravens down the field – completing 4-of-5 passes (1 spike) for 38 yards – to set up a game-winning 55-yard FG by K Justin Tucker with :02 remaining...Also teamed with RB Gus Edwards to become the first duo in Ravens history to register 2+ rushing touchdowns in the same game
- Completed 12-of-17 passes for 107 yards and 2 TDs vs. Dal. (12/8), also rushing for 94 yards and 1 TD on 13 carries (7.2 avg)...Became the first player in NFL history to reach 5,000 passing yards and 2,500 rushing yards in the first three seasons of a career...Baltimore's rushing attack produced a season-high 294 yards (the fourth most in single-game franchise history)
- Completed 24-of-34 passes for 249 yards, 2 TDs and 1 INT (98.8 rating), adding 55 yards on 11 carries at NE (11/15)...Topped 500 rushing yards on the season, joining QB Cam Newton as the only QB (since the 1970 merger) to eclipse 500-rushing yards in each of his first three NFL seasons
- Tied Dan Marino for the best record through a QB's first 30 starts (25-5) in NFL history in the 24-10 win at Ind. (11/8)...Completed 19-of-23 passes for 170 yards and led the Ravens' rushing attack with 58 yards and 1 TD...Staged a 10-of-10 second-half passing performance to help Baltimore score 17 unanswered and set an NFL record with its 31st-straight game scoring at least 20 points
- Completed 13-of-28 passes for 208 yards and 2 TDs, while adding 65 rushing yards, vs. Pit. (11/1)
- Completed 16-of-27 passes for 186 yards and 1 TD (92.5 passer rating) in the 30-28 win at Phi. (10/18)...Also added 9 carries for a team-high 108 yards and 1 TD (a 37-yard scamper)...Surpassed Vinnie Testaverde for the second-most TD passes in Ravens history (52)
- Completed 19-of-37 passes for 180 yards and 2 TDs in the 27-3 win vs. Cin. (10/11)
- Completed 14-of-21 passes for 193 yards and 2 TDs (107.8 rating) at Was. (10/14)...Added 53 rushing yards on 7 carries, including a career-long 50-yard TD run
- Completed 15-of-28 passes for 97 yards and 1 TD vs. KC (9/28)...Also led the team in rushing with 83 yards on 9 attempts (9.2 avg)...Baltimore rushed for 158 yards on 21 attempts, and Jackson surpassed Cam Newton (2,032) for the most rushing yards ever by a QB in his first three NFL seasons
- Completed 18-of-24 passes (75%) for 204 yards and 1 TD, producing a 113.9 passer rating in the 33-16 win at Hou. (9/20)...Added 54 rushing yards and became the fastest QB in NFL history to reach 2,000 rushing yards (33 games), surpassing Michael Vick (39 games)
- Earned AFC Offensive Player of the Week honors after completing 20-of-25 (80%) passes for 275 yards and 3 TDs and producing a 152.1 passer rating in the season-opening win vs. Cle. (9/13)...Became the first QB in NFL history to produce at least three games with 3-plus TD passes & a 150-plus passer rating (min. 10 attempts) during his first three seasons...Also added a team-high 45 rushing yards on 7 carries (6.4 avg.)

### 2019: (BALTIMORE RAVENS – 15/15, 1/1)

- Led the Ravens to their first-ever No. 1 playoff seed and second-straight AFC North Division title, while producing one of the greatest seasons ever by a QB and winning NFL MVP
- Completed 265 of 401 passes for 3,127 yards and an NFL-high 36 TDs (also a franchise record)...Added 1,206 rushing yards (sixth in the league), the most by a QB in NFL single-season history...Helped Baltimore set a new NFL single-season team record for rushing yards (3,296)
- Baltimore posted the NFL's No. 1 scoring offense (33.2 ppg), also setting new single-season franchise records for TDs (64), points (531), rushing yards (3,296) and total yards (6,521)
- The Ravens became the first team in NFL history to average at least 200 rushing (206.0) and 200 net passing (201.6) yards per game in a season



## 8 LAMAR JACKSON

- Completed 31 of 59 attempts for 365 passing yards and 1 TD in the Divisional Playoff vs. Ten. (1/11/20)...Added 143 rushing yards, marking just the fifth 100-yard rushing game by a QB in NFL postseason history...His 143 yards on the day rank second behind Colin Kaepernick's 181 on 1/12/13 vs. GB...Became the first player in NFL history with at least 350 passing yards and 100 rushing yards in a game (includes regular season and playoffs)...His 365 passing yards set a new franchise playoff single-game record, besting Joe Flacco's 331 yards on 1/12/13 at Den....Led the Ravens to 530 yards of offense, setting a new franchise playoff single-game record (previously 479 yards at Denver on 1/12/13)
- Completed 20 of 31 passes for 238 yards and 3 TDs and set a new Ravens' single-season passing TDs record (36) in the 31-15 win at Cle. (12/22)...Registered his fifth 100-yard rushing game (103 yards) of 2019, extending his NFL single-season record by a QB
- Completed 15 of 23 passes for 212 yards, 5 TDs and 0 INTs (134.4 rating) in the 42-21 win vs. NYJ (12/12)...Added 86 rushing yards to his season total, marking the most by a QB in NFL single-season history (previous record of 1,039 was set by Michael Vick in 2006)...Jackson threw at least 5 TDs in three games in 2019, making him one of just six QBs in NFL history to post at least 5 TD passes in at least three games of a season...His 33 TD passes tied Vinny Testaverde (1996) for most in franchise single-season history
- Finished 16-of-25 passing for 145 yards and 3 TDs, helping the Ravens clinch their second-consecutive playoff berth in the 24-17 win at Buf. (12/8)...Added 40 yards on the ground to become just the second QB in NFL history (Michael Vick, 2006) to rush for at least 1,000 yards (1,017) in a season
- Completed 14 of 23 passes for 105 yards and 1 TD in the 20-17 win vs. SF (12/1), helping the Ravens set a new single-season franchise record for total TDs...Added 101 rushing yards and 1 TD on 16 carries, setting the NFL single-season record for most 100-yard rushing games (4) by a QB...Became the sixth QB ever with at least 25 passing TDs and 7 rushing TDs in a season (first since Cam Newton in 2015)
- Completed 15 of 20 passes (75%) for 169 yards and a career-high-tying 5 TDs (139.4 rating) in the 45-6 win at LAR (11/25)...Became the youngest player in NFL history with multiple 5-passing TD games in a season...Added 95 rushing yards on 8 carries and became the first player in NFL history to record 3,000-plus passing yards and 1,500-plus rushing yards in his first two seasons...Also became the first player ever to throw 4 passing TDs and have at least 50 rushing yards in back-to-back gamesIn the 41-7 victory vs. Hou. (11/17), completed 17 of 24 passes for 222 yards, 4 TDs and 0 INTs (139.2 rating), becoming the only QB in Ravens single-season history with at least 4 TD passes in multiple games (5 in Week 1 at Mia.)...Added 79 rushing yards, setting an NFL record for most consecutive games (7) with at least 60-plus rushing yards by a QB
- Completed 15 of 17 passes for 223 yards, 3 TDs and 0 INTs for a perfect 158.3 rating in the 49-13 win at Cin. (11/10)...Added 65 rushing yards, including a dazzling 47-yard TD run, on 7 carries...Became the second player (QB Ben Roethlisberger, 2007) in NFL history to produce a perfect passer rating (158.3) in multiple games in a single season
- Rushed for 61 yards and a career-high-tying 2 TDs and completed 17 of 23 passes for 163 yards and 1 TD (107.7 QB rating) in the 37-20 victory vs. NE (11/3)...Set an NFL record for the most rushing yards by a quarterback (637) through his team's first eight games of a season
- Rushed for 116 yards, including a pivotal 8-yard TD on fourth-and-2, in the 30-16 win at Sea. (10/20)...Became the first QB in NFL history with 100-plus rushing yards and a rushing TD in consecutive games...Jackson posted his fourth-career 100-yard rushing game, his third in 2019, becoming the third QB (Michael Vick and Russell Wilson) with three games of 100-plus rushing yards in NFL single-season history
- Completed 21 of 33 passes for 236 yards and rushed for a career-high 152 yards, including 1 TD, on 19 carries in the 23-17 victory vs. Cin. (10/13)...Became the first player ever with at least 200 passing and 150 rushing yards in a regular season game...His 152 rushing yards stand as the third most by a QB in NFL single-game regular season history to reach 1,000 career rushing yards (21 games)
- Completed 19 of 28 passes for 161 yards and 1 TD, adding a team-high 70 rushing yards, in the 26-23 OT victory at Pit. (10/6)...Tied Robert Griffin III as the fastest QB in NFL history to reach 1,000 career rushing yards (21 games)
- Was 24-of-34 for 247 yards, 3 TDs and 2 INTs, also adding 66 rushing yards on 9 carries vs. Cle. (9/29)...His streak of not throwing an INT, which dated back to 11/25/18, ended at 248 attempts and is the longest in Ravens history
- Completed 22 of 43 passes for 267 yards, 0 TDs and 0 INTs, helping the Ravens post 452 yards of offense at KC (9/22)...Added 46 rushing yards, including a 9-yard TD
- Became the only player in league history to throw for at least 250 yards and rush for at least 120 yards in a game in the 23-17 win vs. Ari. (9/15)...Finished 24-of-37 for 272 yards, 2 TDs & 0 INTs (104.8 rating), adding 120 rushing yards
- Set career highs in passing yards (324) and TDs (5, since tied) to produce a perfect 158.3 rating in the 59-10, season-opening win at Mia. (9/8)...Became the first QB in team history to post a perfect QB rating, also setting a franchise record in completion percentage (85.0%)...The Ravens produced franchise records in total yards (643) and points (59)...Tied a franchise record for single-game TD passes (Joe Flacco, 10/12/14 at TB & Tony Banks, 9/10/00 vs. Jax.)...Became the seventh QB in NFL history to record at least 300 passing yards, 5 TDs and a perfect QB rating...He is also the youngest NFL QB ever to post a perfect passer rating

# 8 LAMAR JACKSON

## 2018: (BALTIMORE RAVENS – 16/7, 1/1)

- Helped lead the Ravens to the AFC North Division title, completing 99 of 170 passes for 1,201 yards and 6 TDs... Started the regular season's last seven games, posting a 6-1 record... Produced a team-leading 147 rushing attempts for 695 yards and 5 TDs for the NFL's second-ranked rushing attack (152.6 ypg)... His 695 yards on the ground were the most among all NFL quarterbacks in 2018, while he also helped Baltimore produce the then-most total net yards (5,999) and then-second-most rushing yards (2,441) in franchise single-season history
- Was 14-of-29 for a game-high 194 yards and 2 TDs in the Wild Card playoff vs. LAC (1/6/19)... Added a team-leading 54 rushing yards on 9 carries... Became the youngest QB to start a playoff game in NFL history (21 years, 364 days)
- Earned NFL Offensive Rookie of the Month for December, rushing for 366 yards and 3 TDs, and completed 65-of-114 passes for 786 yards and 4 TDs
- Recorded 20 carries for 90 yards and 2 TDs in the 26-24 win vs. Cle. (12/30)... Completed 14-of-24 passes for 179 yards and 0 INTs... Became the third Ravens QB to rush for 2 TDs in a game (Joe Flacco, 2015 vs. Cle. & Stoney Case, 1999 vs. Cle.)... Baltimore posted 296 rushing yards, setting a season high and ranking third most in team history
- Connected on 12-of-22 passes for a then-career-high 204 yards and 1 TD, posting a 101.3 QB rating, in the 22-10 win at LAC (12/22)... Threw a 68-yard TD to TE Mark Andrews, marking Baltimore's longest offensive score of the season
- Completed 14-of-23 passes for 131 yards, 1 TD and 0 INTs vs. TB (12/16)... Produced 95 of the offense's 242 rushing yards, making the Ravens the first team since 1976 (Steelers) to register at least 190 rushing yards in five-consecutive games
- Completed 13-of-24 passes for 147 yards, 2 TDs and 0 INTs at KC (12/9)... Produced 67 of the offense's 194 rushing yards, making the Ravens the first team since 2003 (Denver) to register at least 190 rushing yards in four-straight games
- Recorded 75 rushing yards and a TD on 17 carries in the 26-16 win at Atl. (12/2)... Also completed 12-of-21 passes for 125 yards and 0 INTs... Baltimore produced 207 yards on the ground, marking the first time in Ravens history the team rushed for at least 200 yards in three-straight games
- Orchestrated a 13-play, 75-yard opening second-half scoring drive capped by his 5-yard rushing TD in the 34-17 win vs. Oak. (11/25)... Was 14-of-25 passing for 178 yards, 2 INTs and a TD – adding 71 rushing yards on 11 carries
- Made his first-career start, replacing Joe Flacco (hip) in the 24-21 win vs. Cin. (11/18)... Completed 13-of-19 passes for 150 yards and 1 INT, adding 119 rushing yards on 26 carries... Marked the first time in NFL history that a team had a *rookie* QB and RB (Gus Edwards, 115) each surpass 100 rushing yards in a game... His 119 rushing yards are the second most by a rookie QB since the 1970 merger, with only Robert Griffin III having more (138 on 10/14/12)

- Completed 4-of-5 passes for 46 yards and 1 TD at Car. (10/28)... Posted his first-career TD pass to fellow rookie TE Hayden Hurst on a 26-yard completion
- Scored his first-career TD on a 1-yard rush vs. NO (10/21)... Finished with 9 rushing yards on 3 attempts and completed 1 pass for 5 yards
- Saw action at QB and in multiple two-QB sets in his first NFL game in the 47-3 season-opening win vs. Buf. (9/9)

## — COLLEGE —

- Playing in just 38 career games, Jackson broke or shares 42 school and seven ACC records, while becoming the only player in ACC history to be named both the Player and Offensive Player of the Year in consecutive seasons
- Appeared in 38 career games (33 starts) in three seasons, completing 619 of 1,086 pass attempts for 9,043 yards, 69 TDs and a 142.9 passer efficiency... Also rushed 655 times for 4,132 yards (6.3 avg.) and 50 TDs
- Was voted the ACC Player of the Year and ACC Offensive Player of the Year in consecutive seasons (2016-17), which was a first in the ACC's 65-year history
- Finished his career ranking sixth in the FBS for career rushing yards (4,132) by a quarterback
- Became the third player in FBS history to record 50 career rushing and 50 career passing TDs (Tim Tebow & Colin Kaepernick) and the only non-senior to reach that mark
- Is the only player in FBS history to rush for at least 1,500 yards and pass for at least 3,500 yards in a season (accomplished the feat in both 2016 & 2017)
- In 2016, became the youngest player ever (19 years, 337 days) to win the Heisman Award... Named a finalist for the award in 2017
- Combined for 51 TDs in 2016, tying him for third most by a Heisman winner (Tim Tebow)
- Owns Louisville record for total yards (13,175) and total yards per game (346.7 ypg - ACC record)
- Holds additional career school records in rushing yards (4,132), rushing TDs (50), 150-yard rushing games (13), 100-yard rushing games (23) and points responsible for (718)
- Set single-season ACC records for rushing yards (1,601 - 2017) and rushing TDs (21 - 2016) by a QB
- Won multiple national awards, including the Maxwell Award (2016), Walter Camp Player of the Year (2016), *Associated Press* Player of the Year (2016), *CBS Sports* Player of the Year (2016), *The Sporting News* Player of the Year (2016), ACC Player of the Year (2016, 2017) and ACC Offensive Player of the Year (2016, 2017)
- Named to multiple First Team All-American teams, including Walter Camp (2016), AFCA (2016), FWAA (2016), *Associated Press* (2016), *ESPN.com* (2016), *The Sporting News* (2016) and All-ACC (2016-17)
- In 2017, named finalist for Walter Camp Player of the Year and the Manning Award... Earned semifinalist honors for the Maxwell Award and the Davey O'Brien Award



# 8 LAMAR JACKSON

- Selected to multiple second-team All-American honors lists in 2017, including *Associated Press*, Walter Camp All-American, FWAA and CBS

## — HIGH SCHOOL —

- Prepped at Boynton Beach (FL) HS, where he was a 4-star prospect in the state of Florida, rated the nation's No. 8 dual-threat QB and the No. 31 overall player in Florida according to *247Sports.com*

- Named Class 6A Florida first-team All-State, capping his standout career by winning Palm Beach County's top honor, Lou Groza High School Player of the Year
- Helped guide his team to a 9-2 record and an appearance in the Class 6A regional quarterfinals



## — JACKSON'S COMMUNITY IMPACT —

- Participated in the Ravens' virtual celebration video for students from the Class of 2020
- Alongside teammates, participated in the St. John Baptist 5K Run, Walk and Roll/Walk for Bobbi Engram Foundation, hosted by tight ends coach Bobby Engram (2019)
- Alongside teammates, attended the inaugural Bradley and Nikki Bozeman Foundation Halloween Costume Party in support of the foundation's anti-bullying initiative (2019)
- Surprised local high school teams with a visit to the Ravens RISE High School Football Showdown game of the week (2019)
- Participated in the organization-wide day of service, Caw to Action – a celebration of the NFL's Huddle for 100 initiative (2019)
- Held the second-annual "Fun Day with LJ" for youth in his hometown of Pompano Beach, FL (2019)
- Participated in Anthony Levine Sr.'s 10th Annual Home Run Derby & Softball Game with Ravens teammates (2019)
- Assisted with director of player engagement Jameel McClain's 53 Families Foundation Football & Fitness Clinic (2019)
- Participated in the Ravens' Hometown Huddle for a day of play at the UA House in downtown Baltimore to promote the Ravens' PLAY 60 message (2018)
- Spoke to teenagers at the Baltimore City Juvenile Correctional Facility about his life experiences (2018)
- Participated in the team's KaBoom! community playground build in the Douglass Homes neighborhood alongside teammates, Ravens staff and volunteers (2018)

## LAMAR JACKSON'S NFL REGULAR SEASON PASSING/RUSHING STATISTICS

DATE	TEAM	GP	GS	PASSING										RUSHING					
				ATT.	CMP.	PCT.	YDS	AVG.	TD	INT.	LG	SK	LST	RATE	NO.	YDS.	AVG.	LG	TD
2018	Ravens	16	7	170	99	58.2	1,201	7.1	6	3	74	16	71	84.5	147	695	4.7	39	5
2019	Ravens	15	15	401	265	66.1	3,127	7.8	36	6	83t	23	106	113.3	176	1,206	6.9	47t	7
2020	Ravens	15	15	376	242	64.4	2,757	7.3	26	9	47	29	160	99.3	159	1,005	6.3	50t	7
<b>TOTALS</b>		<b>46</b>	<b>37</b>	<b>947</b>	<b>606</b>	<b>64.0</b>	<b>7,085</b>	<b>7.5</b>	<b>68</b>	<b>18</b>	<b>83T</b>	<b>68</b>	<b>337</b>	<b>102.6</b>	<b>482</b>	<b>2,906</b>	<b>6.0</b>	<b>50T</b>	<b>19</b>

# 8 LAMAR JACKSON

## LAMAR JACKSON'S NFL POSTSEASON PASSING/RUSHING STATISTICS

DATE	TEAM	GP	GS	PASSING										RUSHING					
				ATT.	CMP.	PCT.	YDS	AVG.	TD	INT.	LG	SK	LST	RATE	NO.	YDS.	AVG.	LG	TD
2018	Ravens	1	1	29	14	48.3	194	6.7	2	1	39	7	55	78.8	9	54	6.0	17	0
2019	Ravens	1	1	59	31	52.5	365	6.2	1	2	38	4	20	63.2	20	143	7.2	30	0
2020	Ravens	2	2	48	31	64.6	341	7.1	0	2	31	8	38	68.1	25	170	6.8	48t	1
<b>TOTALS</b>		<b>4</b>	<b>4</b>	<b>136</b>	<b>76</b>	<b>55.9</b>	<b>900</b>	<b>6.6</b>	<b>3</b>	<b>5</b>	<b>39</b>	<b>19</b>	<b>113</b>	<b>68.3</b>	<b>54</b>	<b>367</b>	<b>6.8</b>	<b>48T</b>	<b>1</b>

### SINGLE-GAME HIGHS: QUARTERBACK

<b>Pass Attempts</b>	43 at Kansas City Chiefs, Sep 22, 2019	<b>Passer Rating</b>	158.3 at Cincinnati Bengals, Nov 10, 2019
<b>Pass Completions</b>	24 at New England Patriots, Nov 15, 2020 ...2 more at 24.	<b>Rush Attempts</b>	26 vs. Cincinnati Bengals, Nov 18, 2018
<b>Yards Passing</b>	324 at Miami Dolphins, Sep 08, 2019	<b>Rushing Yards</b>	152 vs. Cincinnati Bengals, Oct 13, 2019
<b>TD Passes</b>	5 vs. New York Jets, Dec 12, 2019 ...2 more at 5.	<b>Longest Runs</b>	50t at Washington, Oct 04, 2020
<b>Long Passes</b>	83t at Miami Dolphins, Sep 08, 2019	<b>Rushing TDs</b>	2 at Cleveland Browns, Dec 14, 2020 ...2 more at 2.
<b>Completion Percentage</b>	88.2 at Cincinnati Bengals, Nov 10, 2019	<b>Rushing Average</b>	13.8 at Cleveland Browns, Dec 14, 2020

### 2020 GAME-BY-GAME REGULAR-SEASON STATISTICS [RAVENS]

DATE	OPPONENT	P/S	PASSING											RUSHING					W/L	SCORE
			ATT	CMP	YDS	PCT	Y/A	Y/C	TD	INT	LG	SK/YD	RATE	ATT	YDS	LG	TD			
09/13	Browns	S	25	20	275	80.0	11.0	13.8	3	0	47	2/14	152.1	7	45	16	0	W	38-6	
09/20	at Texans	S	24	18	204	75.0	8.5	11.3	1	0	29	4/27	113.9	16	54	14	0	W	33-16	
09/28	Chiefs	S	28	15	97	53.6	3.5	6.5	1	0	19	4/27	73.1	9	83	30	0	L	20-34	
10/04	at Washington	S	21	14	193	66.7	9.2	13.8	2	1	33	1/2	107.8	7	53	50t	1	W	31-17	
10/11	Bengals	S	37	19	180	51.4	4.9	9.5	2	1	30	1/9	71.9	2	3	7	0	W	27-3	
10/18	at Eagles	S	27	16	186	59.3	6.9	11.6	1	0	32	3/13	92.5	9	108	37t	1	W	30-28	
11/01	Steelers	S	28	13	208	46.4	7.4	16.0	2	2	39	4/16	65.8	16	65	14	0	L	24-28	
11/08	at Colts	S	23	19	170	82.6	7.4	8.9	0	0	21	2/14	97.5	13	58	9t	1	W	24-10	
11/15	at Patriots	S	34	24	249	70.6	7.3	10.4	2	1	31	2/7	98.8	11	55	11	0	L	17-23	
11/22	Titans	S	29	17	186	58.6	6.4	10.9	1	1	31t	1/9	74.8	13	51	14	0	L	24-30+	
12/02	at Steelers																	L	14-19	
			RESERVE/COVID-19																	
12/08	Cowboys	S	17	12	107	70.6	6.3	8.9	2	1	38t	0/0	101.8	13	94	37t	1	W	34-17	
12/14	at Browns	S	17	11	163	64.7	9.6	14.8	1	0	44t	4/22	115.6	9	124	44	2	W	47-42	
12/20	Jaguars	S	22	17	243	77.3	11.0	14.3	3	1	44	1/0	133.1	10	35	18	1	W	40-14	
12/27	Giants	S	26	17	183	65.4	7.0	10.8	2	0	27	0/0	111.5	13	80	20	0	W	27-13	
01/03	at Bengals	S	18	10	113	55.6	6.3	11.3	3	1	43t	0/0	91.0	11	97	20	0	W	38-3	
<b>2020 TOTALS</b>		<b>15-15</b>	<b>376</b>	<b>242</b>	<b>2,757</b>	<b>64.4</b>	<b>7.3</b>	<b>11.4</b>	<b>26</b>	<b>9</b>	<b>47</b>	<b>29/160</b>	<b>99.3</b>	<b>159</b>	<b>1005</b>	<b>50T</b>	<b>7</b>	<b>11-5</b>		

+ - Overtime

### 2020 GAME-BY-GAME POSTSEASON STATISTICS [RAVENS]

DATE	OPPONENT	P/S	PASSING											RUSHING					W/L	SCORE
			ATT	CMP	YDS	PCT	Y/A	Y/C	TD	INT	LG	SK/YD	RATE	ATT	YDS	LG	TD			
01/10	at Titans	S	24	17	179	70.8	7.5	10.5	0	1	28	5/14	74.8	16	136	48t	1	W	20-13	
01/16	at Bills	S	24	14	162	58.3	6.8	11.6	0	1	31	3/24	61.5	9	34	15	0	L	3-17	
<b>2020 TOTALS</b>		<b>2-2</b>	<b>48</b>	<b>31</b>	<b>341</b>	<b>64.6</b>	<b>7.1</b>	<b>11.0</b>	<b>0</b>	<b>2</b>	<b>31</b>	<b>8/38</b>	<b>68.1</b>	<b>25</b>	<b>170</b>	<b>48T</b>	<b>1</b>	<b>1-1</b>		







# 60

# JA'WAN JAMES

**TACKLE**

6-6 | 312

COLLEGE: TENNESSEE

BORN: 6/3/92, ATLANTA, GA

EXP. (NFL/RAVENS): 6/1

GP/GS (PLAYOFFS): 65/65 (1/1)



### — KEY TRANSACTIONS —

- Signed a two-year contract with the Ravens on 6/10/21
- Released by the Broncos on 5/14/21
- Placed on Reserve/Non-Football Injury list on 5/7/21 (torn Achilles)
- Reinstated by the NFL after voluntarily opting out of the 2020 season (2/10/21) due to COVID-19 concerns
- Voluntarily opted out of the entire 2021 season due to COVID-19 concerns on 8/3/20
- Signed by the Denver Broncos as an unrestricted free agent on 3/13/19
- Originally selected by the Miami Dolphins in the first round (19th overall) of the 2014 NFL Draft

### — HONORS —

- PFWA All-Rookie Team (2014)

### — CAREER HIGHLIGHTS —

- Entering 2021, has started all 65 games in which he's appeared in (56 at RT & seven at LT) during his seven-year career with the Miami Dolphins (2014-18) and Denver Broncos (2019), and he started the sole postseason contest he played in
- Has allowed only 14 sacks since the start of the 2015 campaign (49 starts at RT), according to STATSPASS LLC
- In 2019, started three games for Denver at RT while battling a knee injury throughout the season
- Saw action in 15 games (all starts) at RT for Miami in 2018 and secured an edge to an O-line that produced the ninth-most rushing yards per play (4.69)
- Started all 16 games at RT in 2016 and helped clear running lanes for Dolphins Pro Bowl RB Jay Ajayi to finish with the NFL's fourth-most rushing yards (1,272) and tie for the seventh-most rushing yards per carry (4.9)
- Started all 16 games at tackle in 2014 (nine at RT & seven at LT), becoming a key cog on an offensive unit that produced the second-most rushing yards per play (4.69) and tied for the league's fourth-most first downs per game (22.6)

### — PERSONAL —

- Married his longtime college girlfriend Rainey Gaffin in 2019...She was a member of the Tennessee Volunteers softball team from 2013 to 2016
- Is an avid photographer
- Favorite TV show is jeopardy
- **First name is pronounced: JUH-wan**

### 2020: (DENVER BRONCOS – 0/0)

- Voluntarily opted-out the entire 2020 season due to the COVID-19 pandemic

### 2019: (DENVER BRONCOS – 3/3)

- Started three games at RT while battling a knee injury all year...Was inactive in games 2-7, 9-12 and 14-16
- Started at RT in his Broncos debut before leaving with a knee injury at Oak. (9/9)

### 2018: (MIAMI DOLPHINS – 15/15)

- Started 15 games at RT, helping Miami finish with the NFL's ninth-most rushing yards per carry (4.69)
- Helped clear running lanes for a Dolphins' rushing attack that finished as one of just four NFL teams to average at least 4.0 yards per rush on more than half its attempts (50.1%)
- Was not penalized for any pre-snap infractions, according to STATSPASS LLC

### 2017: (MIAMI DOLPHINS – 8/8)

- Started all eight games at RT before being placed on Injured Reserve (groin)
- Allowed just two sacks in eight games played

### 2016: (MIAMI DOLPHINS – 16/16, 1/1)

- Started all 16 games at RT for the first time in his career, including his sole postseason appearance in the AFC Wild Card game at Pit. (1/8/17)
- Was a key cog to an O-line that helped clear running lanes for Pro Bowl RB Jay Ajayi, en route to producing the NFL's fourth-most rushing (1,272) and tying for No. 7 with 4.9 yards per carry

### 2015: (MIAMI DOLPHINS – 7/7)

- Appeared in seven games (seven starts) at RT before suffering a toe injury that sidelined for the final nine games of the season
- Allowed just 1.5 sacks in seven games of action

### 2014: (MIAMI DOLPHINS – 16/16)

- Became the eighth Dolphins rookie to start all 16 games (nine at RT & seven at LT)
- Helped secure the edge for an O-line that produced the first 1,000-yard rusher/4,000-yard passer combo in franchise history after RB Lamar Miller rushed for 1,099 yards and QB Ryan Tannehill threw for 4,045 yards, the most passing yards by a Miami QB in 21 seasons

# GO JA'WUAN JAMES

## — COLLEGE —

- Started all 49 games at RT for Tennessee during his collegiate career (2010-13)...Set a school record for starts by an O-lineman (49)
- Earned honorable mention All-American honors and second-team All-SEC recognition as a senior

- Chosen first-team All-SEC as a junior (2012) and second-team All-SEC as a sophomore (2011)

## — HIGH SCHOOL —

- Prepped at North Gwinnett (Suwanne, GA) HS, where he was named to the *Atlanta Journal-Constitution's* Top-50 list after leading his team to a 13-1 record as a senior...Was selected to play in the Under Armour All-America Game

### JA'WUAN JAMES' NFL REGULAR SEASON STATISTICS


DATE	TEAM	GP	GS
2014	Dolphins	16	16
2015	Dolphins	7	7
2016	Dolphins	16	16
2017	Dolphins	8	8
2018	Dolphins	15	15
2019	Broncos	3	3
2020	Broncos	0	0
<b>NFL TOTALS</b>		<b>65</b>	<b>65</b>

### JA'WUAN JAMES' NFL POSTSEASON STATISTICS

DATE	TEAM	GP	GS
2016	Dolphins	1	1
<b>NFL TOTALS</b>		<b>1</b>	<b>1</b>

### THREE-HEADED MONSTER

The 2020 Ravens are the third team in NFL history (joining the 2019 Ravens & 2011 Panthers) to have three players (J.K. Dobbins, Gus Edwards and Lamar Jackson) each eclipse 700 rushing yards in a single season. They're also the first team in NFL history to have a trio each notch at least 700 rushing yards and 6 rushing TDs.



### TEAMS WITH THREE 700-YARD RUSHERS (NFL HISTORY)

2020



Lamar Jackson...1,005  
J.K. Dobbins..... 805  
Gus Edwards .... 723

2019



Lamar Jackson...1,206  
Mark Ingram II...1,018  
Gus Edwards ..... 711

2011



DeAngelo Williams . .836  
Jonathan Stewart ... 761  
Cam Newton .....706





# 4



# SAM KOCH

PUNTER

6-1 | 222

COLLEGE: NEBRASKA

BORN: 8/13/82, SEWARD, NE

EXP. (NFL/RAVENS): 16/16

GP/GS (PLAYOFFS): 239/0 (20/0)



### — KEY TRANSACTIONS —

- Signed a two-year contract extension with the Ravens on 3/18/20
- Signed a contract extension with the Ravens on 7/9/15
- Re-signed with Baltimore on 2/1/11
- Re-signed with the Ravens on 5/20/10
- Originally drafted by the Ravens in the sixth round (203rd overall) of the 2006 NFL Draft

### — HONORS —

- Pro Bowl (2015)
- Three-time Pro Bowl first alternate (2010, 2014, 2019)
- PFWA All-AFC (2015)
- AFC Special Teams Player of the Week (Week 15, 2017; Week 12, 2017; Week 16, 2008)
- Ravens Roost Unsung Hero Award (2015)
- Ravens Roost Extra Effort Award (2008)

### — CAREER HIGHLIGHTS —

- Owns franchise records with 1,097 punts for 49,719 yards and a 45.3 career gross average...His 39.7 career net average also ranks first in team history
- Owns the most regular season games played (239) in Ravens franchise history
- In 2020, punted 51 times for 2,268 yards for a 44.5 gross average and 42.5 net average...Also finished as the NFL's only punter to place at least 20 punts (22) inside in the 20-yard line and have no more than 1 TB
- On fake punts/kicks, is 7-of-7 passing for 82 yards and a 115.5 career passer rating
- Since 2006, when he entered the league, Koch's 427 punts inside the 20 ranks second among active punters
- Led the league in 2017 with a franchise-record 40 punts inside the 20...Also added an NFL-best 16 inside the 10
- In 2015, earned his first-career Pro Bowl nod after posting the NFL's second-best net (42.9) and ninth-best gross (46.7) punting averages
- Led the NFL in net punting average (43.3) in 2014, a figure that ranks fourth in league history...Punted 60 times for 2,841 yards, finishing third in the NFL with a 47.4 gross average...Also placed 26 punts inside the 20
- Koch's 43.3 net punting average and 47.4 gross punting average in 2014 are both Ravens' single-season records
- Scored his first-career TD, scrambling for a 7-yard run on a fake FGA in the 55-20 victory vs. Oak. (11/11/12)
- Blasted a team-record 74-yard punt at Hou. (11/9/08)

### — PERSONAL —

- He and his wife, Nikki, have four children: Ryan (23), Braxtyn (17), Kamdyn (15) and Gianna (7)
- Spends his down time working on projects around his house, with a knack for craftsmanship
- Cites former Ravens special teams coordinator/associate head coach Jerry Rosburg as a father figure

### 2020: (BALTIMORE RAVENS – 15/0, 2/0)

- Punted 51 times for 2,268 yards for a 44.5 gross average and 42.5 net average...Finished as the NFL's only punter to place at least 20 punts (22) inside in the 20-yard line and have no more than 1 TB...Also moved into first place for the most regular season games played (239) in Ravens history
- Punted twice, totaling 101 yards for a 50.5 average (46.5 net avg) in the 20-13 Wild Card Playoff win at Ten. (1/10/21)
- Punted 3 times for 151 yards (50.3 avg), including a 58-yarder at NE (11/15)...Flipped the field, pinning the Patriots inside their own 20 each time
- Moved into first place for the most regular season games played in Ravens history in the 30-28 win at Phi. (10/18)
- Punted 3 times for 141 yards (47.0 avg), all of which pinned Washington inside its own 20-yard line, at Was. (10/4)...Added a 15-yard completion to WR Miles Boykin on a fake punt
- Punted 3 times for 125 yards (41.7 avg.), placing 2 boots inside the 20, in the season-opening win vs. Cle. (9/13)

### 2019: (BALTIMORE RAVENS – 16/0, 1/0)

- Punted 40 times for 1,855 yards for a 46.4 gross average (No. 5 in the AFC) and a 39.8 net average
- Placed 52.5% (21-of-40) of his punts inside the 20, the second-best rate in the NFL (Bryan Anger)
- Recorded 3 punts for 140 yards (46.7 avg.), placing all 3 inside the 20 vs. Pit. (12/29)
- Punted 7 times for 309 yards (44.1 avg.), placing 2 inside the 20 at Buf. (12/8)
- Placed all 3 of his punts inside the 20, totaling 131 yards (43.7 avg.) vs. Cle. (9/29)

### 2018: (BALTIMORE RAVENS – 16/0, 1/0)

- Punted 60 times for a career-high-tying 47.4 gross average (2014), which ranked fourth in the NFL and a 39.8 net average, including placing 27 punts inside the 20 in 2018
- Eclipsed the 1,000-career punt mark, booting the ball 3 times for 150 yards in the 22-10 win at LAC (12/22)...Appeared in his 207th-career game, tying Matt Stover for the third-most games played in Ravens' history

## 4 SAM KOCH

- Punted 3 times for 142 yards (47.3 avg.) and completed a 21-yard pass to WR Chris Moore, earning a first down on a fake punt, in the 26-16 win at Atl. (12/2)...For his career, Koch is 5-of-5 passing for 69 yards and 4 first downs
- Punted 3 times for 153 yards (51.0 avg.), appearing in his 200th-career game at Car. (10/28)...Became one of four Ravens (Ray Lewis, Terrell Suggs and Matt Stover) to play in 200 games for the Ravens franchise
- Punted 4 times for 175 yards (43.8 avg.), placing 2 boots inside the 20, in the 21-0 win at Ten. (10/14)
- Placed a franchise-record 6 punts inside the 20 and recorded a 45.8 gross average at Cle. (10/7)
- Punted 5 times for 257 yards (51.4 average), placing 3 punts inside the 20, in the 47-3 win vs. Buf. (9/9)
- Registered a season-high gross average (50.8) and net average (47.8), placing 3 kicks inside the 20 at NYJ (10/23)
- Posted a 45.6-yard net average and recorded 3 boots inside the 20 at NYG (10/16)
- Tallied 8 punts for 361 yards (47.6 gross avg.), placing 2 punts inside the 20, including a season-long punt of 68 yards that was downed at the 1-yard line vs. Was. (10/9)
- Totaled 7 punts for 342 yards, recording a season-high gross average of 48.9 and posted a touchdown-saving special teams tackle vs. Oak. (10/2)
- Recorded 2 kicks inside the 20, totaling 3 punts for 141 yards (47.0 avg.) in the 25-20, come-from-behind win vs. Cle. (9/18)

### 2017: (BALTIMORE RAVENS – 16/0)

- Placed a league-leading and career-high 40 punts inside the 20, punting 84 times for a 44.8 gross average and a 40.3 net mark...Also added an NFL-best 16 punts inside the 10
- Earned a game ball after placing 4 of his 5 punts inside the 20, including 3 punts inside the 5-yard line, in the 27-10 win at Cle. (12/17)...Recorded his second AFC Special Teams Player of the Week award in 2017 for his performance
- Earned AFC Special Teams Player of the Week honors after placing 5 punts inside the 20 for the second-consecutive game and punting 6 times for 308 yards (51.3 avg.) in the 23-16 win vs. Hou. (11/27)...Also threw a 22-yard pass to WR Chris Moore to convert a first down on a fake punt, which led to a Baltimore TD
- Tied a then-career high, placing 5 of his 7 punts inside the 20 in the 23-0 win at GB (11/19)
- Punted 4 times for 180 yards (45.0 avg.) and completed a 16-yard pass to convert on a fake punt at Ten. (11/5)
- Recorded a single-game record 55.0-yard gross average, finishing with 7 punts for 386 yards vs. Chi. (10/15)

### 2016: (BALTIMORE RAVENS – 16/0)

- Punted 80 times for 3,665 yards for a 45.8 gross average and a 39.9 net average, including placing 37 punts inside the 20, which tied (Bryan Anger) for third in the NFL
- Played in his 175th-consecutive game and placed all 3 of his punts inside the 20 at Pit. (12/25)
- Punted 6 times for 289 yards (48.2 avg.) and produced a 47.0 net avg., placing 3 kicks inside the 20 at NE (12/12)
- Posted 5 punts for 44.4 gross and 42.2 net averages, placing 4 boots inside the 20, in the 19-14 victory vs. Cin. (11/27)...Koch also helped run the clock down to 0:00 on the game's final play when he took a safety to secure the win
- Placed his 300th-career punt inside the 20, recording 4 punts for 184 yards (46.0 avg.), in the 28-7 win vs. Cle. (11/10)
- Punted 9 times for 380 yards (42.2 avg.) and posted a 41.7-yard net average, tying a career-high with 5 boots inside the 20, in the 21-14 victory vs. Pit. (11/6)

### 2015: (BALTIMORE RAVENS – 16/0)

- Earned his first-career Pro Bowl nod after posting the NFL's second-best net (42.9) and ninth-best gross (46.7) averages...Limited opponents to a franchise-record 5.0 punt return average (No. 2 in the NFL)
- Recorded 3 kicks inside the 20, including boots to the Bengals' 6- and 4-yard lines, at Cin. (1/3/16)
- Posted 5 punts for 53.4 gross and 46.4 net averages, crushing a 67-yard season-long punt to the Dolphins' 1-yard line at Mia. (12/6)
- Tallied 7 punts for 336 yards (48.0 avg.) and a 46.3 net average in the 16-13 victory vs. STL (11/22)
- Helped the Ravens win the field position battle with a 62-yard boot to the Chargers' 3-yard line and a 60-yarder that resulted in a -2-yard return in the 29-26 victory vs. SD (11/1)
- Booted a 62-yard punt, recording 53.0 gross and 51.7 net averages, at SF (10/18)...Added 2 punts inside the 20-yard line in his 150th-career game

### 2014: (BALTIMORE RAVENS – 16/0, 2/0)

- Led the NFL in net punting average (43.3), a figure that ranks as the fifth-best mark in league history...Punted 60 times for 2,841 yards, finishing third in the NFL with a 47.4 gross average...Also placed 26 punts inside the 20
- Played in both postseason contests, punting 5 times for 250 yards, averaging a postseason-career-high 50.0 yards per punt, including a long of 53
- Had 2 punts for 126 yards (63.0 avg.), including a 73-yarder (second longest of his career and in team history), placing both inside the 20 in the 34-27 win at NO (11/24)
- Punted 6 times for 255 yards (42.5 avg.), placing a career-high-tying 5 inside the 20 at Pit. (11/2)
- Played in his team-record 130th-straight game, passing OLB Jarret Johnson (129 from 2003-11) for the longest streak in Ravens history in the 26-6 win vs. Pit. (9/11)

### 2013: (BALTIMORE RAVENS – 16/0)

- Posted career highs in punts (90) and punting yards (4,138), while averaging 46.0 yards per punt (38.9 net)...Placed 27 punts inside the 20



- Punted 6 times for 328 yards to produce a then-Ravens' single-game record 54.7 average, including a season-high 69-yard boot, vs. Min. (12/8)
- Punted 8 times for 355 yards (44.4 avg.), placing 3 inside the 20, in the 20-17 OT win vs. Cin. (11/10)...His fourth child (daughter, Gianna) was born at 2:04 a.m. that day
- Placed his 200th-career punt inside the 20 at Den. (9/5)

## 2012: (BALTIMORE RAVENS – 16/0, 4/0)

- Punted 83 times for 3,911 yards for a 47.1 gross average, including placing 28 inside the 20-yard line...Also tallied a 40.8 net average...Rushed twice for 17 yards and recorded a TD on a fake FG and fake punt
- Punted 22 times for 1,013 yards (46.0 avg.) – placing 8 inside the 20 – with a long of 60 in four playoff games...Also recorded a ST tackle
- Booted 3 punts for 141 yards (47.0 avg.), with a long of 56, and posted a tackle in the 34-31 victory in Super Bowl XLVII vs. SF (2/3/13)...Also had a 61-yard free kick after taking a safety to run off the clock at the end of the game
- Punted 8 times for 386 yards (48.3 avg.), placing 6 inside the 20 (which ties an NFL postseason record), in the 38-35 double-OT win in the Divisional Playoff at Den. (1/12/13)
- Punted 7 times for 256 yards and carried the ball once (10 yards), picking up a first down on a fake punt, at Cin. (12/30)
- Scored his first-career TD, scrambling for a 7-yard run on a fake FGA in the 55-20 victory vs. Oak. (11/11)
- Played in his 100th-career game and punted 7 times for 322 yards (46.0 avg.), including 3 inside the 20 vs. Cle. (9/27)

## 2011: (BALTIMORE RAVENS – 16/0, 2/0)

- Punted 73 times for 3,393 yards, producing a 46.5 gross average...Recorded a long of 63 and placed 21 inside the 20-yard-line
- Averaged 47.6 yards per punt (13 for 619 yards) in the postseason, with a long of 64 (second longest in Ravens postseason history), and placed 2 inside the 20
- Punted 9 times for a career-high 470 yards (52.2 avg.), placing 3 inside the 20, at Jax. (10/24)
- Punted 5 times for 236 yards (47.2 avg.) in the 35-7 victory vs. Pit. (9/11)...Also scored the first points of his career on a fake PAT, running for a 2-point conversion

## 2010: (BALTIMORE RAVENS – 16/0, 2/0)

- Was second in the NFL with a then-career-high and franchise-record-tying 39 punts inside the 20 (Kyle Richardson, 1999) while punting 81 times for 3,530 yards (43.6 avg.)...Ranked second in the AFC with a 39.2 net avg.
- Punted 5 times for 238 yards (47.6 avg.), including a then-postseason career-long 59-yard boot, in the Divisional Playoff at Ind. (1/16/10)
- Blasted 7 punts for 318 yards (45.4 avg.) and placed a then-career-high-tying 5 in the 20 in the OT win at Hou. (12/13)
- Punted 5 times (moving into first place for the most punts in franchise history) for 233 yards (46.6 avg.) at Car. (11/21)

- Did not punt, but completed a pass on a fake punt to CB Cary Williams (13 yards) to convert a fourth-and-10 in the 26-10 win vs. Mia. (11/7)
- Punted 5 times for 221 yards (44.2 avg.), placing 3 inside the 20 to become the Ravens' all-time leader with his 129th (Kyle Richardson - 128) in the 37-34 victory vs. Buf. (10/24)
- Booted 9 punts for 404 yards (44.9 avg.), placing a then-career-high-tying 5 kicks inside the 20 at NE (10/17)

## 2009: (BALTIMORE RAVENS – 16/0, 2/0)

- Punted 73 times for 3,188 yards (43.7 avg.), placing 26 inside the 20...Posted a 37.9-yard net average
- Punted 7 times for 293 yards (41.9 avg.), placing 4 inside the 20, in the 16-0 win at Cle. (11/16)

## 2008: (BALTIMORE RAVENS – 16/0, 3/0)

- Finished ninth in the NFL with a 45.0 gross average and ranked fifth in the league with a 39.9 net average
- Led the AFC and was second in the NFL by placing a then-career-high 34 punts inside the 20...Also led the NFL with 18 punts inside the 10...Blasted a career-high and team-record 74-yarder at Houston on 11/9
- Earned AFC Special Teams Player of the Week honors, punting 5 times (52.2 avg.), with a long of 61 and 2 inside the 20, at Dal. (12/20)...Carried the ball (first-career rush) for a 9-yard first down on a fourth-and-6 fake FG
- Booted 4 punts for 200 yards (50.0-yard average), with a franchise-record and career-long 74-yarder at Hou. (11/9)

## 2007: (BALTIMORE RAVENS – 16/0)

- Punted 78 times for 3,397 yards (43.6 avg.) and placed 20 inside the 20...Added 1 special teams tackle
- Punted a career-high 10 times for 436 yards (43.6 avg.), with a long of 55 in game 8 at Pit. (11/5)

## 2006: (BALTIMORE RAVENS – 16/0, 1/0)

- Punted 86 times for 3,695 yards (43.0 avg.) and placed 30 inside the 20 (fourth most in the NFL)...Tied (Donnie Jones, Mia.) with the second-most punts downed inside the 10-yard line (12) and tied for the NFL's second-fewest TBs (3)
- Saw action in his first-career game when he kicked off 6 times and booted 6 punts for 282 yards (47.0 avg.), including a long of 56, at TB (9/10)

## — COLLEGE —

- Walked on (earned a scholarship before the 2004 season) and played in 30 games at Nebraska, posting a 44.1 career gross average, a Big 12-record 84-yard career long and 56 kicks inside the 20...Redshirted as a freshman (2001)
- Ranked second nationally in gross (46.5 – school record) and net (39.9) averages, earning first-team All-American (*NationalChamps.net*), first-team All-Big 12 (*Kansas City Star*) and honorable mention All-Big 12 honors (*Associated Press* and coaches)...Was a Ray Guy Award semifinalist
- Earned a degree in business administration

# 4 SAM KOCH

## — HIGH SCHOOL —

- Prepped at Seward (NE) HS, where he played LB, FB and TE, in addition to handling all kicking duties
- Also played soccer, basketball and baseball



## — KOCH'S COMMUNITY IMPACT —

- Partnered with Subway to support the Fuel Up To Play 60 "Tackle Hunger" challenge (2020)
- Participated in Ravens' "Fuel Up To Play 60 Challenge" video call with local students (2020)
- Surprised local high school teams with a visit to the Ravens RISE High School Football Showdown game of the week (2019)
- Participated in the organization-wide day of service, Caw to Action – a celebration of the NFL's Huddle for 100 initiative (2019)
- Participated in Anthony Levine Sr.'s 10th Annual Home Run Derby & Softball Game with Ravens teammates (2019)
- Honored 150 students/faculty in Baltimore to celebrate their involvement in the "Fuel Up To Play 60 Campaign" (2018)
- Joined teammates for Jameel McClain's "53 Families" Thanksgiving event to serve a meal to families in need (2017, 2019)
- Represented the Ravens as the team's Fuel Up to PLAY 60 ambassador, encouraging students to provide their bodies with adequate nutrients to support 60 minutes of physical activity...Attended the American Dairy Association North East's annual winter luncheon to relay the Fuel Up to PLAY 60 message (2016)
- Participated in the United Way of Central Maryland's Character Playbook launch at Maree Garnett Farring Elementary/ Middle School (2016)
- Teamed up with the Salvation Army to support several families during the holiday season (2015)
- Participated in the Ravens' annual Holiday Helpers event at Target to shop with Baltimore youth in need (2014-17)
- Promotes PLAY 60, the NFL's movement to get children active for at least 60 minutes a day...Participated in PLAY 60 Challenge kickoff assemblies at Runnymede Elementary School (2015) and Sandymount Elementary School (2011)...Led youth football drills in the PLAY 60 Zone at the White House's annual Easter Egg Roll (2010)
- Koch helped to launch "Punts for a Purpose" program with the Wounded Warrior Amputee Football Team (2013)
- Joined teammates to outfit homeless men in suit apparel at the Helping Up Mission for a joint event with Jos. A. Bank (2011), participated in the annual Thanksgiving Dinner Distribution at Helping Up Mission homeless shelter (2011), and distributed coats at the shelter's 13th annual coat distribution event (2016)
- Consistently supports current and former teammates' charitable endeavors, including Lardarius Webb's Charity Softball Game and Thanksgiving Distribution

### SAM KOCH'S NFL REGULAR SEASON PUNTING STATISTICS

DATE	TEAM	GP	NO.	YDS.	AVG.	OPP. RET.	YDS.	NET YDS.	AVG.	TB	IN20	LG	BK
2006	Ravens	16	86	3,695	43.0	44	404	3,231	37.6	3	30	61	0
2007	Ravens	16	78	3,397	43.6	38	375	2,842	36.0	9	20	64	1
2008	Ravens	16	84	3,777	45.0	38	245	3,352	39.9	9	34	74	0
2009	Ravens	16	73	3,188	43.7	38	287	2,801	37.9	5	26	60	1
2010	Ravens	16	81	3,530	43.6	34	275	3,175	39.2	4	39	60	0
2011	Ravens	16	73	3,393	46.5	33	392	2,821	38.6	9	21	63	0
2012	Ravens	16	83	3,911	47.1	49	383	3,388	40.8	7	28	60	0
2013	Ravens	16	90	4,138	46.0	46	419	3,539	38.9	9	27	69	1
2014	Ravens	16	60	2,841	47.4	23	166	2,595	43.3	4	26	73	0
2015	Ravens	16	74	3,454	46.7	35	176	3,178	42.9	5	29	67	0
2016	Ravens	16	80	3,665	45.8	33	375	3,190	39.9	5	37	68	0
2017	Ravens	16	84	3,765	44.8	34	277	3,428	40.3	3	40	67	1
2018	Ravens	16	60	2,842	47.4	31	315	2,427	39.8	5	27	65	1
2019	Ravens	16	40	1,855	46.4	15	143	1,632	39.8	4	21	62	1
2020	Ravens	15	51	2,268	44.5	17	82	2,166	42.5	1	22	59	0
<b>NFL TOTALS</b>		<b>239</b>	<b>1,097</b>	<b>49,719</b>	<b>45.3</b>	<b>508</b>	<b>4,314</b>	<b>43,765</b>	<b>39.7</b>	<b>82</b>	<b>427</b>	<b>74</b>	<b>6</b>



# 4 SAM KOCH

## SAM KOCH'S NFL POSTSEASON PUNTING STATISTICS

DATE	TEAM	GP	NO.	YDS.	AVG.	OPP. RET.	YDS.	NET YDS.	AVG.	TB	IN20	LG	BK
2006	Ravens	1	5	190	38.0	3	33	137	27.4	1	1	47	0
2008	Ravens	3	20	845	42.3	10	44	761	38.1	2	7	52	0
2009	Ravens	2	9	374	41.6	5	57	317	35.2	0	3	59	0
2010	Ravens	2	6	277	46.2	3	22	235	39.2	1	4	61	0
2011	Ravens	2	13	619	47.6	9	11	568	43.7	2	2	64	0
2012	Ravens	4	22	1,013	46.0	8	178	755	34.3	4	8	60	0
2014	Ravens	2	5	250	50.0	3	45	205	34.2	0	0	53	1
2018	Ravens	1	6	268	44.7	4	46	222	37.0	0	1	59	0
2019	Ravens	1	1	44	44.0	0	0	44	44.0	0	0	44	0
2020	Ravens	2	6	264	44.0	3	16	248	41.3	0	1	55	0
<b>NFL TOTALS</b>		<b>20</b>	<b>93</b>	<b>4,144</b>	<b>44.6</b>	<b>48</b>	<b>452</b>	<b>3,492</b>	<b>37.1</b>	<b>10</b>	<b>27</b>	<b>64</b>	<b>1</b>

### SINGLE-GAME HIGHS: PUNTER

**Punts** 10 at Pittsburgh Steelers, Nov 05, 2007  
**Gross Punting Yards** 470 at Jacksonville Jaguars, Oct 24, 2011  
**Gross Punting Avg** 59.0 at Miami Dolphins, Oct 19, 2008  
**Net Punting Yards** 413 at Jacksonville Jaguars, Oct 24, 2011  
**Net Punting Avg** 55.7 at Miami Dolphins, Oct 19, 2008  
**Longest Punts** 74 at Houston Texans, Nov 09, 2008  
**Inside the 20** 6 at Cleveland Browns, Oct 07, 2018  
**Pass Attempts** 1 at Washington, Oct 04, 2020  
 ...6 more at 1.

**Pass Completions** 1 at Washington, Oct 04, 2020  
 ...6 more at 1.  
**Yards Passing** 22 vs. Houston Texans, Nov 27, 2017  
**Rush Attempts** 1 at Pittsburgh Steelers, Dec 25, 2016  
 ...6 more at 1.  
**Rushing Yards** 10 at Cincinnati Bengals, Dec 30, 2012  
**Longest Runs** 10 at Cincinnati Bengals, Dec 30, 2012  
**Rushing TDs** 1 vs. Oakland Raiders, Nov 11, 2012  
**Special Teams Tackles** 1 vs. Arizona Cardinals, Sep 15, 2019  
 ...15 more at 1.

### 2020 GAME-BY-GAME REGULAR-SEASON STATISTICS (RAVENS)

DATE	OPPONENT		NO.	YDS.	AVG.	OPP. RET.	YDS.	NET YDS.	AVG	TB	IN20	LG	BK	W/L	SCORE
09/13	Browns	P	3	125	41.7	1	1	124	41.3	0	2	49	0	W	38-6
09/20	at Texans	P	2	94	47.0	1	10	84	42.0	0	1	53	0	W	33-16
09/28	Chiefs	P	3	147	49.0	1	7	140	46.7	0	1	50	0	L	20-34
10/04	at Washington	P	3	141	47.0	1	-3	144	48.0	0	3	51	0	W	31-17
10/11	Bengals	P	4	177	44.3	1	4	153	38.3	1	0	49	0	W	27-3
10/18	at Eagles	P	7	325	46.4	3	20	305	43.6	0	3	59	0	W	30-28
11/01	Steelers	P	3	119	39.7	1	5	114	38.0	0	2	44	0	L	24-28
11/08	at Colts	P	6	268	44.7	4	21	247	41.2	0	1	50	0	W	24-10
11/15	at Patriots	P	3	151	50.3	0	0	151	50.3	0	3	58	0	L	17-23
11/22	Titans	P	3	126	42.0	0	0	126	42.0	0	1	46	0	L	24-30+
12/02	at Steelers	P	7	321	45.9	2	6	315	45.0	0	3	58	0	L	14-19
12/08	Cowboys	P	1	34	34.0	0	0	34	34.0	0	0	34	0	W	34-17
12/14	at Browns	P	4	172	43.0	1	5	167	41.8	0	1	50	0	W	47-42
12/20	Jaguars	P	0	0	0.0	0	0	0	0.0	0	0	0	0	W	40-14
12/27	Giants	P	2	68	34.0	1	6	62	31.0	0	1	40	0	W	27-13
01/03	at Bengals													W	38-3
							RESERVE/COVID-19								
<b>2020 TOTALS</b>		<b>15</b>	<b>51</b>	<b>2,268</b>	<b>44.5</b>	<b>17</b>	<b>82</b>	<b>2,166</b>	<b>42.5</b>	<b>1</b>	<b>22</b>	<b>59</b>	<b>0</b>	<b>11-5</b>	

+ - Overtime

### 2020 GAME-BY-GAME POSTSEASON STATISTICS (RAVENS)

DATE	OPPONENT		NO.	YDS.	AVG.	OPP. RET.	YDS.	NET YDS.	AVG	TB	IN20	LG	BK	W/L	SCORE
01/10	at Titans	P	2	101	50.5	2	8	93	46.5	0	0	53	0	W	20-13
01/16	at Bills	P	4	163	40.8	1	8	155	38.8	0	1	55	0	L	3-17
<b>2020 TOTALS</b>		<b>2</b>	<b>6</b>	<b>264</b>	<b>44.0</b>	<b>3</b>	<b>16</b>	<b>248</b>	<b>41.3</b>	<b>0</b>	<b>1</b>	<b>55</b>	<b>0</b>	<b>1-1</b>	



# 41

DEFENSIVE BACK  
LINEBACKER  
5-11 | 207

# ANTHONY LEVINE SR.

COLLEGE: TENNESSEE STATE

BORN: 3/27/87, ABBEVILLE, LA

EXP. (NFL/RAVENS): 10/10

GP/GS (PLAYOFFS): 129/4 (6/0)



### — KEY TRANSACTIONS —

- Re-signed (one-year deal) with the Ravens on 4/9/21
- Re-signed (UFA) with Baltimore on 3/15/17
- Re-signed with the Ravens on 3/12/15
- Elevated to the Ravens' active roster on 11/17/12
- Signed to the Ravens' practice squad on 9/3/12
- Originally signed with the Packers as a RFA on 5/3/10

### — CAREER HIGHLIGHTS —

- In 2020, saw action in 15 games primarily on special teams, where he produced 4 tackles and made 1 FR for a unit that allowed only 5.7 yards per punt return (fourth in the NFL) and 21.1 yards per kickoff return (10th)...Also added 3 solo tackles and 1 FR for a Baltimore defense ranked No. 2 in both points allowed (18.9) and third-down efficiency (34.0%)
- In 2019, recorded 6 special teams tackles (second on the team, tied)...Added 8 tackles from scrimmage, helping Baltimore's defense rank No. 3 in points (17.6) and No. 4 in yards (300.6) allowed per game
- For seven-consecutive seasons from 2012-18, Levine was a fixture on Baltimore's special teams unit which ranked in the NFL's Top 6 in the annual report by senior writer Rick Gosselin, seen around the league as a special teams measuring stick
- In 2018, posted 21 tackles (18 solo), 1 sack (-2 yards) and 1 INT from scrimmage for the league's No. 1 overall (292.9 ypg) and No. 2 scoring (17.9 ppg) defense
- In 2017, registered 9 special teams tackles, adding 20 tackles (18 solo) from scrimmage, 1 INT, 3 PD and a career-high 3 sacks (-21 yards) for a unit that led the league in both takeaways (34) and INTs (22)
- Tallied his first-career INT on the Texans' last offensive drive to clinch the 23-16 win vs. Hou. (11/2/17)
- Posted 6 special teams stops for one of the league's top punt return coverage units in 2015
- Started and led the team with a career-high 10 tackles (6 solo) vs. SD (11/30/14)
- Started his first-career game (at CB) and recorded his first-career tackle (finished with 4) and PD (had 2) for a defense that allowed just 45 total yards in the second half in the 21-7 victory vs. Ten. (11/9/14)
- Finished second on the team with a career-high 11 special teams tackles in 2013

### — PERSONAL —

- Collects signed jerseys of NFL players and has them framed in his house...Among his collection are Peyton Manning, Steve Smith Sr., Ray Lewis, Ed Reed and Charles Woodson

- Started the Anthony Levine 4every1 Foundation, which is dedicated to helping at-risk youth and their families build better futures through mentorship, educational opportunities and life changing experiences...Also focuses on helping people with Lupus, which Levine Sr.'s younger sister, Alisio, was diagnosed with
- Favorite athlete is LeBron James...Most memorable moment as a sports fan is the Cavs' 2016 championship
- Dislikes fishing, but goes often because his son, Anthony Levine Jr. (9) enjoys it...Has another son, Alexander (5)
- Has earned the nickname "Co-Cap" from his teammates

### 2020: (BALTIMORE RAVENS – 15/1, 2/0)

- Saw action in 15 games primarily on special teams, where he produced 4 tackles and made 1 FR for a unit that allowed only 5.7 yards per punt return (fourth in the NFL) and 21.1 yards per kickoff return (10th)...Also added 3 solo tackles and 1 FR for a Baltimore defense ranked No. 2 in both points allowed (18.9) and third-down efficiency (34.0%)
- Made 1 special teams tackle in the 20-13 Wild Card Playoff win at Ten. (1/10/21)
- Registered 1 solo tackle on defense, while adding 3 tackles and 1 FR on special teams at Pit. (12/2)...His FR set up the offense inside the red zone and led to a TD that put Baltimore ahead 7-6
- Recovered a FF by ILB L.J. Fort on a fake punt in the season-opening win vs. Cle (9/13)...K Justin Tucker connected on a 41-yard FGA on the ensuing possession, as Baltimore turned Cleveland's 3 turnovers into 17 points

### 2019: (BALTIMORE RAVENS – 16/0, 1/0)

- Recorded 6 special teams tackles (second on the team, tied) in 2019...Added 8 tackles from scrimmage, helping Baltimore's defense rank No. 3 in points (17.6) and No. 4 in yards (300.6) allowed per game
- Had 1 tackle in the 28-10 victory vs. Pit. (12/29)...Baltimore allowed a season-low 168 total yards
- Part of a unit that limited the Bengals to 250 yards in the 23-17 victory vs. Cin. (10/13)
- Part of a defense that allowed 269 yards in the OT victory at Pit. (10/6)
- Recorded 1 QBH for a defense that limited the Cardinals to 20 rushing yards and 2-of-11 (18%) on third down in the 23-17 victory vs. Ari. (9/15)
- Rushed for 60 yards to Miami's 10-yard line after a direct snap on a punt fake, resulting in a Ravens' first down that set up a 2-yard RB Mark Ingram TD in the 59-10, season-opening victory at Mia. (9/8)...Also registered 1 QBH for a defense that allowed just 200 yards of offense





## 2018: (BALTIMORE RAVENS – 16/1, 1/0)

- Recorded 7 special teams tackles (third on the team)...Added 21 tackles (18 solo), 1 sack (-2 yards) and 1 INT from scrimmage for the league's No. 1 overall (292.9 ypg) and No. 2 scoring (17.9 ppg) defense
- Recorded a sack (-2 yards) for a defense that posted franchise records in sacks (11) and passing yards allowed (51) – also permitting the second-fewest total yards (106) in team history – in the 21-0 shutout win at Ten. (10/14)
- Tied a career high with 3 PD, adding 3 tackles (2 solo) and 2 special teams stops, at Cle. (10/7)
- Registered a game-clinching INT in the fourth quarter and produced 5 tackles (4 solo) and a career-high 3 PD in the 26-14 win at Pit. (9/30)
- Recorded 4 solo tackles and 1 special teams tackle for a defense that registered 3 sacks and held the Broncos to 173 passing yards in the 27-14 win vs. Den. (9/23)
- Notched 1 special teams tackle and competed from scrimmage for a defense that held Buffalo to just 153 yards in the 47-3 season-opening win vs. Buf. (9/9)

## 2017: (BALTIMORE RAVENS – 16/0)

- Registered 9 special teams tackles, adding 20 tackles (18 solo) from scrimmage, 1 INT, 3 PD and a career-high 3 sacks (-21 yards) for a unit that led the league in both takeaways (34) and INTs (22)
- Posted his first-career FR, adding a season-high 4 tackles and 1 PD, for a defense that produced 4 takeaways in a 27-10 win at Cle. (12/17)
- Posted 2 tackles with 1 sack and 1 PD at Pit. (12/10)
- Registered his first-career INT on the Texans' last offensive drive to clinch the 23-16 win vs. Hou. (11/27)...Added 1 ST tackle and 1 tackle from scrimmage for a unit that produced 3 turnovers and permitted just 66 rushing yards in a 23-16 win vs. Hou. (11/27)
- Posted 2 tackles, including 1 sack (-8 yards), for a defense that posted a shutout and allowed a season-low 196 yards in a 40-0 win vs. Mia. (10/26)
- Registered his first-career sack, dropping QB E.J. Manuel for an 8-yard loss as part of a defense that produced 3 sacks and held the Raiders to 245 total yards in the 30-17 victory at Oak. (10/8)
- Recorded 2 tackles on ST and 1 from scrimmage for a defense that forced 5 turnovers (4 INTs and 1 FR) and posted the 11th shutout in franchise history in the 20-0, season-opening victory at Cin. (9/10)

## 2016: (BALTIMORE RAVENS – 16/0)

- Recorded 4 ST tackles and 7 stops (4 solo) and 1 PD from scrimmage for a defense that finished first in the league with 18 INTs (tied, SD and KC), allowed the NFL's fifth-fewest rushing yards (89.4 ypg) and was the league's seventh-ranked unit (322.1 ypg)

- Baltimore was one of three teams (Den. & Sea.) to rank in the NFL's Top 10 in total defense in each of the previous three seasons (2014-16)
- Tallied a season-high 3 tackles from scrimmage for a defense that held the Giants to 38 rushing yards and didn't allow a rushing first down for just the fifth time in franchise history at NYG (10/16)
- Recorded 1 special teams tackle and 1 tackle from scrimmage for a unit that limited the Jaguars to 216 yards of total offense in the 19-17 win at Jax. (9/25)

## 2015: (BALTIMORE RAVENS – 16/0)

- Posted 6 special teams stops for one of the league's top punt return coverage units, which allowed just 5.0 yards per return (No. 2 in NFL)
- Helped block for S Will Hill III's game-winning TD return on DE Brent Urban's blocked FGA at Cle. (11/30)
- Played from scrimmage and on special teams vs. Cin. (9/27)...Rushed for 3 yards on a fake punt, successfully converting a first down

## 2014: (BALTIMORE RAVENS – 16/3, 2/0)

- Played both safety and CB, recording 23 tackles (16 solo) and 3 PD for a defense that allowed the NFL's sixth-fewest points per game (18.9)...Also netted 6 special teams stops
- Played in both postseason contests, recording 3 solo tackles for a defense that produced 7 sacks and allowed just 82 rushing yards in two playoff games
- Started and led the team with a career-high 10 tackles (6 solo) vs. SD (11/30)
- Started and posted 9 tackles, including a career-high 8 solo stops, adding 1 PD, at NO (11/24)
- Started his first-career game (at CB) and recorded his first-career tackles (4) and PD (2) vs. Ten. (11/9)

## 2013: (BALTIMORE RAVENS – 16/0)

- Played in all 16 games for the first time, finishing second on the team with a career-high 10 special teams tackles
- Led the team with a career-high 3 ST tackles in the 19-3 win vs. NYJ (11/24)

## 2012: (BALTIMORE RAVENS – 2/0, 0/0)

- Saw his first-career NFL action and had 1 special teams tackle...Placed on Injured Reserve (shoulder) on 11/26
- Saw action on special teams and posted his first-career ST tackle in the 16-13 OT victory at SD (11/25)
- Made his NFL debut in the 13-10 victory at Pit. (11/18)

## 2010-11: (GREEN BAY PACKERS – 0/0, 0/0)

- Spent the majority of the 2010 and 2011 seasons on the Packers' practice squad...Originally signed by Green Bay as a rookie free agent on 5/3/10

# 41 ANTHONY LEVINE SR.

## — COLLEGE —

- Competed in 40 games (24 starts) at Tennessee State, totaling 129 tackles (80 solo), 5 INTs, 7 PD and 1 FR
- Earned second-team All-Ohio Valley Conference honors after recording 48 tackles (32 solo), 3 TFL, 2 INTs and 1 PD as a senior in 2009
- Graduated with a degree in psychology

## — HIGH SCHOOL —

- Prepped at RJ Reynolds (Winston-Salem, NC) HS, where he earned All-State (KR/PR) and All-Conference (WR) honors and was named to the North Carolina High School All-Star West Team (LB) as a senior
- Was also a member of Winston-Salem's championship track team, running the 100- and 200-meter dashes and 4x100- and 4x200-meter relays



## — LEVINE SR.'S COMMUNITY IMPACT —

- Received citation from Maryland State Delegate C. Branch for his outstanding commitment to community service (2021)
- Attended ILB Patrick Queen's first-annual youth football camp in Livonia, LA (2021)
- Through the 4Every1 Foundation, Levine established the "Connectivity Divide Program," which provides children access to the internet for remote schooling for up to 9 months (2020)
- Hosted Holiday Toy Giveaway for Baltimore city youth (2020)
- Hosted his Fourth Annual Thanksgiving Holiday Fest for students from Fort Washington Elementary/Middle School (2020)
- Participated in Ravens' "Register to Vote" Campaign PSA (2020)
- Held a bike giveaway for students in Baltimore at Dick's Sporting Goods during the holiday season (2019)
- Supported teammates T Ronnie Stanley and LB Patrick Onwuasor at their turkey giveaway at Frederick Elementary School in Baltimore City during Thanksgiving (2019)
- Joined teammate CB Brandon Carr in supporting breast cancer patients with custom fit wigs (2019)
- Alongside teammates, participated in the St. John Baptist 5K Run, Walk and Roll/Walk for Bobbi Engram Foundation, hosted by tight ends coach Bobby Engram (2019)
- Alongside teammates, attended the inaugural Bradley and Nikki Bozeman Foundation Halloween Costume Party in support of the foundation's anti-bullying initiative (2019)
- Participated in the organization-wide day of service, Caw to Action – a celebration of the NFL's Huddle for 100 initiative (2019)
- Founded the 4Every1 Foundation to help youth and their families create a better future through mentorship, educational opportunities and life changing experiences
- Hosted his 10th annual Anthony Levine Sr. Home Run Derby & Softball Game (2019)
- Assisted with director of player engagement Jameel McClain's 53 Families Foundation Football & Fitness Clinic (2019)
- Attended the Young Money Financial Literacy Seminar with more than 800 high school students from Winston-Salem/Forsyth Country Schools (2019)





# 41 ANTHONY LEVINE SR.

## ANTHONY LEVINE SR.'S NFL POSTSEASON DEFENSIVE STATISTICS

DATE	TEAM	GP	GS	TACKLES								INTERCEPTIONS					FUMBLES			ST				MISC						
				TK	S	A	TFL	YDS	SK	YDS	QBH	NO	YDS	LG	TD	PD	FF	FR	YDS	TK	S	A	FF	FR	S	A				
2014	Ravens	2	0	3	3	0	0	0	0.0	0.0	0	0	0	0	0	0	0	0	0	0	0	0	0	1	0	1	0	0	0	0
2018	Ravens	1	0	0	0	0	0	0	0.0	0.0	0	0	0	0	0	0	0	0	0	0	0	0	0	1	0	1	0	0	0	0
2019	Ravens	1	0	0	0	0	0	0	0.0	0.0	0	0	0	0	0	0	0	0	0	0	0	0	2	1	1	0	0	0	0	0
2020	Ravens	2	0	0	0	0	0	0	0.0	0.0	0	0	0	0	0	0	0	0	0	0	0	0	1	1	0	0	0	0	0	0
<b>NFL TOTALS</b>		<b>6</b>	<b>0</b>	<b>3</b>	<b>3</b>	<b>0</b>	<b>0</b>	<b>0</b>	<b>0.0</b>	<b>0.0</b>	<b>0</b>	<b>0</b>	<b>0</b>	<b>0</b>	<b>0</b>	<b>0</b>	<b>0</b>	<b>0</b>	<b>0</b>	<b>0</b>	<b>0</b>	<b>0</b>	<b>5</b>	<b>2</b>	<b>3</b>	<b>0</b>	<b>0</b>	<b>0</b>	<b>0</b>	<b>0</b>

### SINGLE-GAME HIGHS: DEFENSIVE

<b>Total Tackles</b>	10 vs. San Diego Chargers, Nov 30, 2014	<b>Interceptions</b>	1 at Pittsburgh Steelers, Sep 30, 2018
<b>Sacks</b>	1.0 at Tennessee Titans, Oct 14, 2018 ...3 more at 1.0.		...1 more at 1.
<b>Passes Defensed</b>	3 at Cleveland Browns, Oct 07, 2018 ...1 more at 3.	<b>Interception Return Yards</b>	16 at Pittsburgh Steelers, Sep 30, 2018
<b>Fumble Recoveries</b>	1 vs. Cleveland Browns, Sep 13, 2020 ...1 more at 1.	<b>Special Teams Tackles</b>	3 at Detroit Lions, Dec 16, 2013 ...1 more at 3.
<b>Tackles For Loss</b>	1 at Pittsburgh Steelers, Oct 06, 2019 ...4 more at 1.	<b>Special Teams Forced Fumbles</b>	1 at San Francisco 49ers, Oct 18, 2015
		<b>Special Teams Fumble Recoveries</b>	1 at Pittsburgh Steelers, Dec 02, 2020

### 2020 GAME-BY-GAME REGULAR-SEASON STATISTICS [RAVENS]


DATE	OPPONENT	P/S	TACKLES								INTERCEPTIONS					FUMBLES			ST				MISC		W/L	SCORE						
			TK	S	A	SK	YDS	TFL	YDS	QBH	NO	YDS	LG	TD	PD	FF	FR	YDS	TK	S	A	FF	FR	S			A					
09/13	Browns	P	0	0	0	0.0	0.0	0	0	0	0	0	0	0	0	0	1	1	0	0	0	0	0	0	0	0	0	0	0	0	W	38-6
09/20	at Texans	S	0	0	0	0.0	0.0	0	0	0	0	0	0	0	0	0	0	0	0	0	0	0	0	0	0	0	0	0	0	0	W	33-16
09/28	Chiefs	P	0	0	0	0.0	0.0	0	0	0	0	0	0	0	0	0	0	0	0	0	0	0	0	0	0	0	0	0	0	L	20-34	
10/04	at Washington	P	0	0	0	0.0	0.0	0	0	0	0	0	0	0	0	0	0	0	0	0	0	0	0	0	0	0	0	0	0	W	31-17	
10/11	Bengals	P	0	0	0	0.0	0.0	0	0	0	0	0	0	0	0	0	0	0	0	0	0	0	0	0	0	0	0	0	0	W	27-3	
10/18	at Eagles		ON INACTIVE LIST																								W	30-28				
11/01	Steelers	P	0	0	0	0.0	0.0	0	0	0	0	0	0	0	0	0	0	0	0	0	0	0	0	0	0	0	0	0	0	L	24-28	
11/08	at Colts	P	0	0	0	0.0	0.0	0	0	0	0	0	0	0	0	0	0	0	0	0	0	0	2	1	1	0	0	0	0	W	24-10	
11/15	at Patriots	P	0	0	0	0.0	0.0	0	0	0	0	0	0	0	0	0	0	0	0	0	0	0	0	0	0	0	0	0	0	L	17-23	
11/22	Titans	P	1	1	0	0.0	0.0	0	0	0	0	0	0	0	0	0	0	0	0	0	0	0	0	0	0	0	0	0	0	L	24-30+	
12/02	at Steelers	P	0	0	0	0.0	0.0	0	0	0	0	0	0	0	0	0	0	0	0	0	0	0	1	0	1	0	1	0	0	L	14-19	
12/08	Cowboys	P	1	1	0	0.0	0.0	0	0	0	0	0	0	0	0	0	0	0	0	0	0	0	0	0	0	0	0	0	0	W	34-17	
12/14	at Browns	P	1	1	0	0.0	0.0	0	0	0	0	0	0	0	0	0	0	0	0	0	0	0	0	0	0	0	0	0	0	W	47-42	
12/20	Jaguars	P	0	0	0	0.0	0.0	0	0	0	0	0	0	0	0	0	0	0	0	0	0	0	0	0	0	0	0	0	0	W	40-14	
12/27	Giants	P	0	0	0	0.0	0.0	0	0	0	0	0	0	0	0	0	0	0	0	0	0	1	0	1	0	0	0	0	W	27-13		
01/03	at Bengals	P	0	0	0	0.0	0.0	0	0	0	0	0	0	0	0	0	0	0	0	0	0	0	0	0	0	0	0	0	0	W	38-3	
<b>2020 TOTALS</b>		<b>15-1</b>	<b>3</b>	<b>3</b>	<b>0</b>	<b>0.0</b>	<b>0.0</b>	<b>0</b>	<b>0</b>	<b>0</b>	<b>0</b>	<b>0</b>	<b>0</b>	<b>0</b>	<b>0</b>	<b>0</b>	<b>1</b>	<b>1</b>	<b>4</b>	<b>1</b>	<b>3</b>	<b>0</b>	<b>1</b>	<b>0</b>	<b>0</b>	<b>0</b>	<b>0</b>	<b>0</b>	<b>11-5</b>			

+ - Overtime

### 2020 GAME-BY-GAME POSTSEASON STATISTICS [RAVENS]

DATE	OPPONENT	P/S	TACKLES								INTERCEPTIONS					FUMBLES			ST				MISC		W/L	SCORE					
			TK	S	A	SK	YDS	TFL	YDS	QBH	NO	YDS	LG	TD	PD	FF	FR	YDS	TK	S	A	FF	FR	S			A				
01/10	at Titans	P	0	0	0	0.0	0.0	0	0	0	0	0	0	0	0	0	0	0	0	0	0	0	0	0	0	0	0	0	0	W	20-13
01/16	at Bills	P	0	0	0	0.0	0.0	0	0	0	0	0	0	0	0	0	0	0	0	0	0	0	0	0	0	0	0	0	0	L	3-17
<b>2020 TOTALS</b>		<b>2-0</b>	<b>0</b>	<b>0</b>	<b>0</b>	<b>0.0</b>	<b>0.0</b>	<b>0</b>	<b>0</b>	<b>0</b>	<b>0</b>	<b>0</b>	<b>0</b>	<b>0</b>	<b>0</b>	<b>0</b>	<b>0</b>	<b>0</b>	<b>0</b>	<b>0</b>	<b>0</b>	<b>0</b>	<b>0</b>	<b>0</b>	<b>0</b>	<b>0</b>	<b>0</b>	<b>0</b>	<b>1-1</b>		





# 92

# JUSTIN MADUBUIKE

COLLEGE: TEXAS A&M

DEFENSIVE TACKLE

BORN: 11/17/97, MCKINNEY, TX

6-3 | 300

EXP. (NFL/RAVENS): 2/2

GP/GS (PLAYOFFS): 10/3 (2/0)



### — KEY TRANSACTIONS —

- Justin Madubuike was selected by the Ravens in the third round (71st overall) of the 2020 NFL Draft... Was the first of four Ravens' picks (WR Devin Duvernay, LB Malik Harrison and G Tyre Phillips) in the round

### — CAREER HIGHLIGHTS —

- Totaled 19 tackles (11 solo), 1 sack, 2 TFL and 2 QBHs in 10 games (three starts) as a rookie in 2020, helping Baltimore's defense rank No. 2 in both points allowed (18.9) and third-down efficiency (34.0%)
- Notched his first-career sack in the 27-13 win vs. NYG (12/27/20)
- Made his NFL debut and tallied 1 QBH in the 27-3 win vs. Cin. (10/11/20)

### — PERSONAL —

- In high school, participated in the PALS (Peer Assistance & Leadership) program that mentors children in the community
- His parents, Maureen and Festus Madubuike, are immigrants from Nigeria... Festus runs a home healthcare company called "Lucent Home Health"
- Last name Madubuike means: "My family is my strength."
- Modeled his game after Hall of Fame DE and fellow Texas native, John Randle, when he first started playing football
- Weighed 10 pounds at birth
- Last name is pronounced: mad-uh-BEE-kay**

### 2020: (BALTIMORE RAVENS – 10/3, 2/0)

- Totaled 19 tackles (11 solo), 1 sack, 2 TFL and 2 QBHs in 10 games (three starts) as a rookie, helping Baltimore's defense rank No. 2 in both points allowed (18.9) and third-down efficiency (34.0%)

- Made his postseason debut, registering 2 solo tackles and 1 PD in the 20-13 Wild Card Playoff win at Ten. (1/10/21)... Baltimore limited Tennessee to 4-of-12 (33%) on third down and held Derrick Henry to 40 rushing yards on 18 carries (2.2 ypc)
- Notched his first-career sack in the 27-13 win vs. NYG (12/27)... Also helped limit the Giants to 1-of-10 (10%) on third down, matching the Ravens' eighth-best defensive third-down percentage in single-game franchise history
- Totaled 3 tackles (2 solo) and 1 TFL in a standout performance for Baltimore's run defense in the 40-14 win vs. Jax. (12/20)... Helped limit Jacksonville's rushing attack to 62 yards on 22 carries (2.8 avg)
- Notched a career-high 5 tackles (3 solo) in the 24-10 win at Ind. (11/8)... Baltimore's defense pitched a second-half shutout to help secure the team's 10th-consecutive road victory
- Made his NFL debut and tallied 1 QBH in the 27-3 win vs. Cin. (10/11)

### — COLLEGE —

- Totaled 105 tackles (43 solo), 11 sacks (-67 yards), 5 PD, 5 FFs and 1 INT in 38 games (22 starts) with the Aggies
- Earned second-team All-SEC honors as a junior in 2019 after leading the team in TFL (11.5), sacks (5.5) and QB hurries (7)
- Earned *Associated Press* second-team All-SEC (2019) honor and was a two-time Texas A&M Defensive MVP (2018, 2019)

### — HIGH SCHOOL —

- Prepped at McKinney (TX) North HS, where he earned All-District and All-State honors as a senior
- Was rated as a five-star prospect by *Scout.com*
- As a junior, tallied 75 tackles, 35 TFL, 16.5 sacks and 4 FFs
- Also lettered in track and basketball

### JUSTIN MADUBUIKE'S NFL REGULAR SEASON DEFENSIVE STATISTICS

DATE	TEAM	GP	GS	TACKLES							INTERCEPTIONS					FUMBLES			ST					MISC		
				TK	S	A	TFL	YDS	SK	YDS	QBH	NO	YDS	LG	TD	PD	FF	FR	YDS	TK	S	A	FF	FR	S	A
2020	Ravens	10	3	19	11	8	2	7	1.0	7.0	2	0	0	0	0	0	0	0	0	0	0	0	0	0	0	0
<b>NFL TOTALS</b>		<b>10</b>	<b>3</b>	<b>19</b>	<b>11</b>	<b>8</b>	<b>2</b>	<b>7</b>	<b>1.0</b>	<b>7.0</b>	<b>2</b>	<b>0</b>	<b>0</b>	<b>0</b>	<b>0</b>	<b>0</b>	<b>0</b>	<b>0</b>	<b>0</b>	<b>0</b>	<b>0</b>	<b>0</b>	<b>0</b>	<b>0</b>	<b>0</b>	<b>0</b>

### JUSTIN MADUBUIKE'S NFL POSTSEASON DEFENSIVE STATISTICS

DATE	TEAM	GP	GS	TACKLES							INTERCEPTIONS					FUMBLES			ST					MISC		
				TK	S	A	TFL	YDS	SK	YDS	QBH	NO	YDS	LG	TD	PD	FF	FR	YDS	TK	S	A	FF	FR	S	A
2020	Ravens	2	0	3	2	1	0	0	0.0	0.0	0	0	0	0	0	1	0	0	0	0	0	0	0	0	0	0
<b>NFL TOTALS</b>		<b>2</b>	<b>0</b>	<b>3</b>	<b>2</b>	<b>1</b>	<b>0</b>	<b>0</b>	<b>0.0</b>	<b>0.0</b>	<b>0</b>	<b>0</b>	<b>0</b>	<b>0</b>	<b>1</b>	<b>0</b>	<b>0</b>	<b>0</b>	<b>0</b>	<b>0</b>	<b>0</b>	<b>0</b>	<b>0</b>	<b>0</b>	<b>0</b>	<b>0</b>

# 92 JUSTIN MADUBUIKE

## SINGLE-GAME HIGHS: DEFENSIVE

**Total Tackles**  
**Sacks**

5 at Indianapolis Colts, Nov 08, 2020  
1.0 vs. New York Giants, Dec 27, 2020

**Tackles For Loss**

1 vs. New York Giants, Dec 27, 2020  
...1 more at 1.


### 2020 GAME-BY-GAME REGULAR-SEASON STATISTICS [RAVENS]

DATE	OPPONENT	P/S	TACKLES							INTERCEPTIONS					FUMBLES			ST					MISC		W/L	SCORE	
			TK	S	A	SK	YDS	TFL	YDS	QBH	NO	YDS	LG	TD	PD	FF	FR	YDS	TK	S	A	FF	FR	S			A
09/13	Browns																									W	38-6
09/20	at Texans																									W	33-16
09/28	Chiefs																									L	20-34
10/04	at Washington																									W	31-17
10/11	Bengals	P	1	0	1	0.0	0.0	0	0	1	0	0	0	0	0	0	0	0	0	0	0	0	0	0	0	W	27-3
10/18	at Eagles	P	2	1	1	0.0	0.0	0	0	0	0	0	0	0	0	0	0	0	0	0	0	0	0	0	0	W	30-28
11/01	Steelers	P	0	0	0	0.0	0.0	0	0	0	0	0	0	0	0	0	0	0	0	0	0	0	0	0	0	L	24-28
11/08	at Colts	P	5	3	2	0.0	0.0	0	0	0	0	0	0	0	0	0	0	0	0	0	0	0	0	0	0	W	24-10
11/15	at Patriots	S	3	2	1	0.0	0.0	0	0	0	0	0	0	0	0	0	0	0	0	0	0	0	0	0	0	L	17-23
11/22	Titans	S	0	0	0	0.0	0.0	0	0	0	0	0	0	0	0	0	0	0	0	0	0	0	0	0	0	L	24-30+
12/02	at Steelers																									L	14-19
12/08	Cowboys																									W	34-17
12/14	at Browns	P	3	1	2	0.0	0.0	0	0	0	0	0	0	0	0	0	0	0	0	0	0	0	0	0	0	W	47-42
12/20	Jaguars	S	3	2	1	0.0	0.0	1	0	0	0	0	0	0	0	0	0	0	0	0	0	0	0	0	0	W	40-14
12/27	Giants	P	1	1	0	1.0	7.0	1	7	1	0	0	0	0	0	0	0	0	0	0	0	0	0	0	0	W	27-13
01/03	at Bengals	P	1	1	0	0.0	0.0	0	0	0	0	0	0	0	0	0	0	0	0	0	0	0	0	0	0	W	38-3
<b>2020 TOTALS</b>		<b>10-3</b>	<b>19</b>	<b>11</b>	<b>8</b>	<b>1.0</b>	<b>7.0</b>	<b>2</b>	<b>7</b>	<b>2</b>	<b>0</b>	<b>0</b>	<b>0</b>	<b>0</b>	<b>0</b>	<b>0</b>	<b>0</b>	<b>0</b>	<b>0</b>	<b>0</b>	<b>0</b>	<b>0</b>	<b>0</b>	<b>0</b>	<b>0</b>	<b>11-5</b>	

+ - Overtime

### 2020 GAME-BY-GAME POSTSEASON STATISTICS [RAVENS]

DATE	OPPONENT	P/S	TACKLES							INTERCEPTIONS					FUMBLES			ST					MISC		W/L	SCORE		
			TK	S	A	SK	YDS	TFL	YDS	QBH	NO	YDS	LG	TD	PD	FF	FR	YDS	TK	S	A	FF	FR	S			A	
01/10	at Titans	P	2	2	0	0.0	0.0	0	0	0	0	0	0	0	0	0	0	0	0	0	0	0	0	0	0	0	W	20-13
01/16	at Bills	P	1	0	1	0.0	0.0	0	0	0	0	0	0	0	0	0	0	0	0	0	0	0	0	0	0	0	L	3-17
<b>2020 TOTALS</b>		<b>2-0</b>	<b>3</b>	<b>2</b>	<b>1</b>	<b>0.0</b>	<b>0.0</b>	<b>0</b>	<b>0</b>	<b>0</b>	<b>0</b>	<b>0</b>	<b>0</b>	<b>0</b>	<b>1</b>	<b>0</b>	<b>0</b>	<b>0</b>	<b>0</b>	<b>0</b>	<b>0</b>	<b>0</b>	<b>0</b>	<b>0</b>	<b>0</b>	<b>1-1</b>		







# 62

# GREG MANCZ

CENTER

6-4 | 302

COLLEGE: TOLEDO

BORN: 4/23/92, CINCINNATI, OH

EXP. (NFL/RAVENS): 7/2

GP/GS (PLAYOFFS): 58/28 (5/2)



### — KEY TRANSACTIONS —

- Re-Signed a Reserve/Future contract with Baltimore on 1/29/21
- Signed to the Ravens' practice squad on 1/12/21
- Released by Houston on 1/7/21
- Activated from the Houston practice squad (standard elevation) on 11/7/20, 11/14/20, 11/21/20 and (COVID-19 replacement) on 1/2/21
- Signed to the Texans' practice squad on 9/7/20
- Released with the Texans on 9/5/20
- Signed a contract extension with Houston on 8/30/18
- Signed with the Texans as an undrafted rookie free agent on 5/8/15

### — CAREER HIGHLIGHTS —

- Has seen action in 58 games (28 starts) in six seasons with the Texans (2015-20)...Also appeared in five playoff contests (two starts) with Houston over that span

### — PERSONAL —

- Participated in numerous community service events while at Toledo
- Served as Toledo Student-Athlete Advisory Council (SAAC) president from 2013-14
- Served as Vice President for Athletes in Action at Toledo from 2013-14
- Served on the board for Fellowship of Christian Athletes from 2013-14
- Was a member of the Toledo Football Team Leadership Council, which organized volunteer community service activities and the Toledo Football Leadership Board that made all team decisions on discipline and practice adjustments
- **Last name is pronounced: MANTS**

### 2020: (BALTIMORE RAVENS / HOU. TEXANS – 4/0, 0/0)

- Signed to Baltimore's practice squad on 1/12/21, prior to the team's Divisional Playoff at Buf. (1/16/21)
- Appeared in four games for the Texans as a reserve offensive lineman, seeing most of his snaps on special teams
- Elevated to the Texans' active roster prior to Week 9 and saw his first action of the season at Jax. (11/8)
- Signed to the Texans' practice squad prior to Week 1

### 2019: (HOUSTON TEXANS – 9/1, 2/0)

- Played in nine regular season games (one start) and both postseason contests primarily on special teams and as a reserve offensive lineman...Houston's offense ranked No. 9 in rushing (125.6 ypg) and eighth in third-down conversion percentage (43.5%)
- Contributed on special teams in the Divisional Round at KC (1/12/20)
- Saw one snap on offense and three on special teams in the Wild Card win vs. Buf. (1/4/20)
- Saw 46 offensive snaps at center vs. Ten. (12/29)...Helped block for an offense that netted 301 yards
- Rotated in at RG (14 snaps) and contributed on special teams at TB (12/21)
- Saw 30 snaps on offense vs. Den. (12/8)...Helped block for an offense that netted 414 yards and averaged 6.1 yards per carry
- Made his first start of the season at RG and played in all 67 offensive snaps vs. Car. (9/29)...Helped block for an offense that averaged 6.2 yards per carry

### 2018: (HOUSTON TEXANS – 16/4, 1/0)

- Appeared in all 16 games (four starts) for the second time in his career, as Houston's rushing attack ranked No. 8 in the NFL (126.3 ypg)
- Saw one snap on special teams in the Wild Card Round vs. Ind. (1/5/19)
- Started at RG, seeing action in all 72 offensive snaps vs. Ind. (12/9)...Helped block for an offense that netted 226 yards through the air
- Appeared in 22 offensive snaps as a reserve offensive lineman, helping block for an offense that rushed for 187 yards and converted on 8-of-16 third downs (50%) vs. Cle. (12/2)
- Appeared as a reserve offensive lineman, seeing 59 offensive snaps, while filling in for an injured Zach Fulton at RG at Was. (11/18)
- Started at RG and helped the offense record 188 rushing yards vs. Mia. (10/25)...Also helped keep QB Deshaun Watson upright, surrendering zero sacks, as the Texans converted on 6-of-12 (50%) third downs
- Started at RG and helped the Texans rush for 141 yards at Jax. (10/21)
- Contributed on offense (five snaps) and special teams, helping the Texans post a season-high 466 yards of total offense at Ind. (9/30)
- Started at LG, seeing action in all 67 offensive snaps vs. NYG (9/23)...Helped the Texans net 368 yards through the air



# 62 GREG MANCZ

- Contributed as a reserve offensive lineman and appeared on special teams in the season opener at NE (9/9)

## 2017: (HOUSTON TEXANS – 10/7)

- Appeared in 10 games (five starts) at guard and two at center
- Started at center and helped produce a season-best 176 rushing yards vs. Pit. (12/25)
- Started at RG and helped pave the way for 384 total yards of offense at Ten. (12/3)...Houston also converted on 8-of-16 (50%) third downs
- Saw 16 snaps on the O-line and on special teams, helping tally 38 points and a season-high 509 yards of offense at Sea. (10/29)
- Started at RG, helping block for 125 rushing yards at NE (9/24)...QB Deshaun Watson also threw for 301 yards, completing 22-of-33 passes
- Started at RG and blocked for a Texans' ground attack that totaled 168-rushing yards at Cin. (9/14)
- Saw action at guard (48 snaps) in the season opener vs. Jax. (9/10)

## 2016: (HOUSTON TEXANS– 16/16, 2/2)

- Started at center in all 16 regular season games and both postseason contests, as the only Texans lineman to start every game of the year...Houston finished with the NFL's eighth-best ground attack (116.2 ypg)
- Started at center, helping Houston produce a season-high 185 rushing yards at Ind. (12/11)
- Started at center, helping block for a unit that totaled a season-high 414 net yards and team-best 26 first downs vs. Ind. (10/16)
- Made his first-career start in the season opener and helped Houston gain 129 yards on the ground vs. Chi. (9/11)

## 2015: (HOUSTON TEXANS – 3/0, 0/0)

- Played in three regular season games, seeing one snap on offense and 11 on special teams, during his rookie campaign
- Made his NFL debut in the season opener vs. KC (9/13)

## — COLLEGE —

- Played four seasons (2011-14) at the University of Toledo, starting in 48 of 49 games in which he appeared in
- Was named second-team All-America by the *Football Writers Association of America* (FWAA) and was the only player from the Mid-American Conference to make the *FWAA* All-American team...Became the first Rocket to earn All-American honors since Eric Page was named honorable mention by *Sports Illustrated* in 2011...Also became the first Toledo offensive lineman to make either first- or second-team All-America on one of the five major All-America teams since Dan Bukovich made the *Associated Press* first-team in 1938...Won the Vern Smith Leadership Award, given annually to the best player in the Mid-American Conference, becoming the first offensive lineman to win the award in its 33-year history
- In 2014, was named a first-team All-MAC selection as the leader of an offensive line that powered Toledo's top-ranked scoring and rushing offense in the MAC
- Graduated from Toledo with a degree in finance

## — HIGH SCHOOL —

- Prepped at Anderson (Cincinnati, OH) HS, where he was named first-team All-League, second-team All-Southwest District and honorable mention All-State as a senior...Was also named a team captain as a senior in 2009, helping lead the program to a 12-1 record
- Played in Ohio's state championship game in 2007 and 2008, with the '07 team claiming the state title
- Was rated a two-star recruit by *Scout.com* and a three-star recruit by *Rivals.com*

### GREG MANCZ'S NFL REGULAR SEASON STATISTICS

DATE	TEAM	GP	GS
2015	Texans	3	0
2016	Texans	16	16
2017	Texans	10	7
2018	Texans	16	4
2019	Texans	9	1
2020	Texans	4	0
<b>NFL TOTALS</b>		<b>58</b>	<b>28</b>

### GREG MANCZ'S NFL POSTSEASON STATISTICS

DATE	TEAM	GP	GS
2016	Texans	2	2
2018	Texans	1	0
2019	Texans	2	0
2020	Ravens	0	0
<b>NFL TOTALS</b>		<b>5</b>	<b>2</b>



# 62 GREG MANCZ

## 2020 GAME-BY-GAME REGULAR-SEASON STATISTICS [TEXANS]

DATE	OPPONENT	P/S		W/L	SCORE
09/10	at Chiefs		PRACTICE SQUAD	L	20-34
09/20	Ravens		PRACTICE SQUAD	L	16-33
09/27	at Steelers		PRACTICE SQUAD	L	21-28
10/04	Vikings		PRACTICE SQUAD	L	23-31
10/11	Jaguars		PRACTICE SQUAD	W	30-14
10/18	at Titans		PRACTICE SQUAD	L	36-42+
10/25	Packers		PRACTICE SQUAD	L	20-35
11/08	at Jaguars	P		W	27-25
11/15	at Browns	P		L	7-10
11/22	Patriots	P		W	27-20
11/26	at Lions		PRACTICE SQUAD	W	41-25
12/06	Colts		PRACTICE SQUAD	L	20-26
12/13	at Bears		PRACTICE SQUAD	L	7-36
12/20	at Colts		PRACTICE SQUAD	L	20-27
12/27	Bengals		PRACTICE SQUAD	L	31-37
01/03	Titans	P		L	38-41
<b>2020 TOTALS</b>		<b>4-0</b>		<b>4-12</b>	

+ - Overtime

## 2020 GAME-BY-GAME POSTSEASON STATISTICS [RAVENS]

DATE	OPPONENT	P/S		W/L	SCORE
01/16	at Bills		PRACTICE SQUAD	L	3-17
<b>2020 TOTALS</b>		<b>0-0</b>		<b>0-1</b>	





# 37 IMAN MARSHALL

**CORNERBACK**  
6-1 | 210

COLLEGE: SOUTHERN CALIFORNIA  
BORN: 2/27/97, LONG BEACH, CA  
EXP. (NFL/RAVENS): 3/3 GP/GS (PLAYOFFS): 3/0



### — KEY TRANSACTIONS —

- Placed on Injured Reserve (knee) on 8/17/20
- Activated from Injured Reserve - Designated for Return on 11/12/19 after being placed on IR on 9/2/19
- Selected by the Ravens in the fourth round (127th overall) of the 2019 NFL Draft...Was the third of three Ravens' picks (RB Justice Hill & G Ben Powers) in the round

### — CAREER HIGHLIGHTS —

- Spent the entire 2020 season on Injured Reserve
- Made his NFL debut and recorded 1 special teams tackle in the 45-6 win at LAR (11/25/19)

### — PERSONAL —

- Nickname is "Biggie"
- Is a big dog lover
- Graduated with a degree in political science/real estate development from USC

### 2020: (BALTIMORE RAVENS – 0/0, 0/0)

- Spent the entire 2020 season on Injured Reserve

### 2019: (BALTIMORE RAVENS – 3/0, 0/0)

- Appeared in three games during his rookie season, seeing action mostly on special teams

- Made his NFL debut and recorded 1 special teams tackle in the 45-6 win at LAR (11/25)
- Activated from Injured Reserve - Designated for Return on 11/12 after being placed on IR on 9/2

### — COLLEGE —

- Registered 218 tackles, including 9.5 TFL, 6 INTs, 42 PD and 1 FF in 50 games (48 starts) at USC
- Was USC's first four-year starting cornerback since Daylon McCutcheon from 1995-98
- Awarded second-team All-Pac-12 (2018), USC's Defensive Perimeter Player of the Year (2018), honorable mention All-Pac-12 (2016-17 and first-team Freshman All-American by *USA Today* and *Sporting News* (2015)

### — HIGH SCHOOL —

- Prepped at Long Beach (CA) Poly HS, where as a senior, he earned *USA Today* All-USA and *Parade* All-American first-team honors
- Earned *Prep Star* All-American Dream Team, *Max Preps* All-American and *Cal-Hi Sports* All-State Defensive MVP honors as a senior contributor at safety, WR and return specialist

### IMAN MARSHALL'S NFL REGULAR SEASON DEFENSIVE STATISTICS

DATE	TEAM	GP	GS	TACKLES							INTERCEPTIONS					FUMBLES			ST					MISC										
				TK	S	A	TFL	YDS	SK	YDS	QBH	NO	YDS	LG	TD	PD	FF	FR	YDS	TK	S	A	FF	FR	S	A								
2019	Ravens	3	0	0	0	0	0	0	0.0	0.0	0	0	0	0	0	0	0	0	0	0	0	0	0	0	0	0	0	0	0	0	0	0	0	0
2020	Ravens	0	0	0	0	0	0	0	0.0	0.0	0	0	0	0	0	0	0	0	0	0	0	0	0	0	0	0	0	0	0	0	0	0	0	
<b>NFL TOTALS</b>		<b>3</b>	<b>0</b>	<b>0</b>	<b>0</b>	<b>0</b>	<b>0</b>	<b>0</b>	<b>0.0</b>	<b>0.0</b>	<b>0</b>	<b>0</b>	<b>0</b>	<b>0</b>	<b>0</b>	<b>0</b>	<b>0</b>	<b>0</b>	<b>0</b>	<b>0</b>	<b>0</b>	<b>0</b>	<b>0</b>	<b>0</b>	<b>0</b>	<b>0</b>	<b>0</b>	<b>0</b>	<b>0</b>	<b>0</b>	<b>0</b>	<b>0</b>	<b>0</b>	

### IMAN MARSHALL'S NFL POSTSEASON DEFENSIVE STATISTICS

DATE	TEAM	GP	GS	TACKLES							INTERCEPTIONS					FUMBLES			ST					MISC									
				TK	S	A	TFL	YDS	SK	YDS	QBH	NO	YDS	LG	TD	PD	FF	FR	YDS	TK	S	A	FF	FR	S	A							
2019	Ravens	0	0	0	0	0	0	0	0.0	0.0	0	0	0	0	0	0	0	0	0	0	0	0	0	0	0	0	0	0	0	0	0	0	0
2020	Ravens	0	0	0	0	0	0	0	0.0	0.0	0	0	0	0	0	0	0	0	0	0	0	0	0	0	0	0	0	0	0	0	0	0	0
<b>NFL TOTALS</b>		<b>0</b>	<b>0</b>	<b>0</b>	<b>0</b>	<b>0</b>	<b>0</b>	<b>0</b>	<b>0.0</b>	<b>0.0</b>	<b>0</b>	<b>0</b>	<b>0</b>	<b>0</b>	<b>0</b>	<b>0</b>	<b>0</b>	<b>0</b>	<b>0</b>	<b>0</b>	<b>0</b>	<b>0</b>	<b>0</b>	<b>0</b>	<b>0</b>	<b>0</b>	<b>0</b>	<b>0</b>	<b>0</b>	<b>0</b>	<b>0</b>	<b>0</b>	<b>0</b>

### SINGLE-GAME HIGHS: DEFENSIVE

1 at Los Angeles Rams, Nov 25, 2019

### Special Teams Tackles





# 90

# PERNELL MCPHEE

COLLEGE: MISSISSIPPI STATE

OUTSIDE LINEBACKER BORN: 12/17/88, PAHOKEE, FL

6-3 | 269

EXP. (NFL/RAVENS): 11/7

GP/GS (PLAYOFFS): 131/43 (10/1)



### — KEY TRANSACTIONS —

- Re-signed (one-year deal) with the Ravens on 3/16/21
- Re-signed (one-year deal) with the Ravens on 5/12/20
- Placed on Injured Reserve (arm) on 10/21/19
- Re-signed with the Baltimore Ravens as an unrestricted free agent (Was.) on 5/17/19
- Signed with the Washington Redskins on 3/26/18
- Released by the Bears on 2/26/18
- Placed on Injured Reserve (shoulder) on 12/20/17
- Signed with the Chicago Bears as an unrestricted free agent (Bal.) on 3/11/15
- Originally selected by the Baltimore Ravens in the fifth round (165th overall) of the 2011 NFL Draft

### — CAREER HIGHLIGHTS —

- In 10 NFL seasons, owns 246 tackles (190 solo), 37 sacks, 6 FFs, 2 FRs and 1 INT...Has played for Baltimore (2011-14, 2019-20), Chicago (2015-17) and Washington (2018)
- In 2020, recorded 34 tackles (26 solo), 3 sacks, 3 TFL, 15 QBHs and 1 PD in 15 games (13 starts)...His 13 starts in his 10th season were a career high, as he helped Baltimore's defense rank No. 2 in both points allowed (18.9) and third-down efficiency (34.0%)
- In 2019, recorded 19 tackles, 3 sacks and 1 PD in seven games, helping Baltimore's defense rank No. 3 in points (17.6) and No. 4 in yards (300.6) allowed per game, before being placed on Injured Reserve (10/21/19)
- During his first four seasons with the Ravens, registered 92 tackles, 17 sacks, 3 FFs and 1 FR in 60 games (six starts)
- Helped the Ravens make five playoff appearances during his six seasons in Baltimore, which included a victory in Super Bowl XLVII (2012)
- In the 2012 postseason, posted 4 tackles, 1 sack, 2 PD, 1 FF and 1 FR for a defense that forced 10 turnovers in four playoff games en route to a victory in Super Bowl XLVII
- In his first season as a Bear (2015), was named a captain by his teammates and notched 53 tackles (42 solo), 6 sacks, 1 INT, 1 FF and 3 PD
- Tallied a career-high 8 tackles (7 solo) and his first-career INT, returning a pick 13 yards to set up a field goal drive, in a 22-20 win vs. Oak. (10/4/15)
- Recorded three multi-sack games in 2014, vs. Atl. (10/19), vs. Jax. (12/14) and vs. Cle. (12/28), helping Baltimore to a 3-0 record in those contests and producing a personal-best season total of 7.5 sacks...That season, Baltimore tied (Phi.) to produce the NFL's second-most sacks (49)

### — PERSONAL —

- Began playing organized football as a high school senior
- Also started two seasons on his high school basketball team at Pahokee (FL) HS
- Majored in general studies at Mississippi State

### 2020: (BALTIMORE RAVENS – 15/13, 2/1)

- Recorded 34 tackles (26 solo), 3 sacks, 3 TFL, 15 QBHs and 1 PD in 15 games (13 starts)...His 13 starts in his 10th season were a career high, as he helped Baltimore's defense rank No. 2 in both points allowed (18.9) and third-down efficiency (34.0%)
- Notched 1 sack in the Divisional Playoff at Buf. (1/16/21)...Also helped limit the Bills to 32 rushing yards on 16 carries (2.0 avg) and 4-of-13 (30.8%) on third down
- Registered a team-high (tied, Derek Wolfe) 6 tackles (5 solo) in the 20-13 Wild Card Playoff win at Ten. (1/10/21)... Baltimore limited Tennessee to 4-of-12 (33%) on third down and held Derrick Henry to 40 rushing yards on 18 carries (2.2 ypc)
- Registered 1 sack in the 27-13 win vs. NYG (12/27)...His sack was the second of three-consecutive takedowns of Giants QB Daniel Jones by the Ravens' defense...Also helped limit the Giants to 1-of-10 (10%) on third down, matching the Ravens' eighth-best defensive third-down percentage in single-game franchise history
- Tallied 2 solo tackles, 1 sack and 3 QBHs in the 30-28 win at Phi. (10/18)...It marked the first time in his career with back-to-back performances of at least 1 sack and 3 QBHs...Also helped limit the Eagles to 3-of-12 (25%) on third down... Baltimore produced its highest single-game QBHs total (17) since 2006
- Produced 5 tackles (all solo), 1 sack, 1 PD and tied a career high with 4 QBH in the 27-3 win vs. Cin. (10/11)...The Ravens finished with 15 QBHs in the home victory
- Produced 4 tackles (1 solo) in the season-opening win vs. Cle. (9/13)...Baltimore's defense limited Cleveland to 0-for-3 on fourth down and 3-of-12 (25%) on third down

### 2019: (BALTIMORE RAVENS – 7/7, 0/0)

- Recorded 19 tackles, 3 sacks and 1 PD in seven games, helping Baltimore's defense rank No. 3 in points (17.6) and No. 4 in yards (300.6) allowed per game, before being placed on Injured Reserve (arm) on 10/21
- Recorded 1 TFL and 1 QBH before leaving the game with an arm injury in the 30-16 win at Sea. (10/20)
- Part of a defense that limited the Bengals to 250 yards in the 23-17 victory vs. Cin. (10/13)

# 90 PERNELL MCPHEE

- Totaled 6 tackles and 1 sack (-11 yards) for a defense that allowed 269 total yards in the 26-23 OT victory at Pit. (10/6)
- Recorded 1 tackle and 1 QBH at KC (9/22)
- Posted 3 tackles, including 2 TFL, a half-sack (-3.5 yards) and 1 QBH for a defense that limited the Cardinals to 20 rushing yards and 2-of-11 (18%) on third down in the 23-17 victory vs. Ari. (9/15)
- Registered 2 tackles (1 solo), 2 QBHs and 1 sack for a defense that allowed just 200 yards of offense in the 59-10, season-opening victory at Mia. (9/8)

## 2018: (WASHINGTON REDSKINS – 13/0)

- In his singular season in Washington, netted 11 tackles (8 solo) and 2 PD, in addition to a FR he returned 24 yards
- Recorded 3 tackles (2 solo), 1 QBH, 1 TFL, and 1 PD in the season finale vs Phi. (12/30)
- Tallied 1 solo tackle in the victory at Jax. (12/16)...The defense held the Jaguars' passing attack to 20 yards in the air, putting Washington in position for a game-winning FG
- Notched 1 tackle as part of a defensive attack that limited the Giants to 37 rushing yards in the win vs. NYG (12/9)
- Appeared in his 100th-career game, finishing with 1 solo tackle, 1 TFL and 1 FR – returned for 24 yards – at NO (10/8)
- Made his Washington debut with 1 tackle and 2 QBHs in a win at Ari. (9/9)

## 2017: (CHICAGO BEARS – 13/5)

- Tallied 21 tackles (20 solo), 4 sacks, 2 PD and 1 FF in his final season in Chicago...Battled knee and shoulder injuries before being placed on Injured Reserve with his shoulder injury on 12/20
- Started and posted 1 TFL, 1 QBH and 1 PD at Det. (12/16)
- Tallied 3 solo tackles for a defense that limited the Lions to 65 rushing yards vs. Det. (11/19)
- Started and notched 1 sack (-6 yards), 1 TFL and 3 QBHs in the win vs. Car. (10/22), marking the second time he registered back-to-back games with sacks in 2017
- Posted 2 solo tackles and a sack (-2 yards) in the 27-24 win at Bal. (10/15)
- Made his first start of the season, tallying 1 tackle and 2 QBHs vs. Min. (10/9)
- Sacked QB Aaron Rodgers for a loss of 9 yards, adding 2 solo tackles at GB (9/28)...Marked his second-consecutive game registering a sack
- Notched 3 solo tackles and 1 sack (-3 yards) vs. Pit. (9/24)
- Forced a RB Charles Sims fumble, adding 2 solo tackles and a QBH, at TB (9/17)

## 2016: (CHICAGO BEARS – 9/0)

- Tallied 16 tackles (13 solo), 4 sacks and 1 FF in nine games...Ranked third on the team in sacks
- Sacked QB Aaron Rodgers twice for a combined loss of 16 yards, producing 3 TFL overall, vs. GB (12/18)

- Sacked QB Jameis Winston for a loss of 15 yards, adding 2 solo tackles, at TB (11/13)...Marked his second-consecutive game netting a sack
- Forced a fumble, also tallying 1 sack (-3 yards) and 4 QBHs, in the win vs. Min. (10/31)
- Spent the first six games of the season on the team's Physically Unable to Perform list due to a knee injury

## 2015: (CHICAGO BEARS – 14/12)

- Notched 53 tackles (42 solo), 6 sacks, 1 INT, 1 FF and 3 PD...Missed two games with a knee injury
- Named a team captain by his teammates
- Delivered an impressive performance by contributing 5 solo tackles, 1 sack (-10 yards) and 1 FF on just 21 total snaps in the win at TB (12/27)
- Started at OLB and registered 4 tackles (3 solo) and 1 PD at Min. (12/20)
- Started and posted 6 tackles (4 solo) in the win at GB (11/26)
- Sacked QB Teddy Bridgewater for a 7-yard loss, notching 3 tackles overall, vs. Min. (11/1)...Marked his third-straight contest with a sack
- Posted 4 tackles (3 solo) and 1 sack, as well as 2 QB hits, vs. Det. (10/18)
- Notched 2 tackles and 1 sack in the 18-17 victory at KC (10/11)...Also blocked a K Cairo Santos 27-yard FGA
- Tallied a career-high 8 tackles (7 solo) and his first-career INT, returning a pick 13 yards to set up a FG drive, in a 22-20 win vs. Oak. (10/4)
- Sacked QB Russell Wilson twice, posting 7 tackles overall, and had 4 QBHs, at Sea. (9/27)
- Notched 6 tackles (5 solo) in his Bears debut in the season opener vs. GB (9/13)

## 2014: (BALTIMORE RAVENS – 16/0, 2/0)

- Saw action in all 16 games for the second-consecutive season, producing 27 tackles (17 solo) and a career-high 7.5 sacks with 4 PD and 1 FF
- Helped the Ravens' defense finish No. 2 in the league with 49 sacks and the sixth-fewest points allowed per game (18.9)...Recorded three multi-sack games, vs. Atl. (10/19), vs. Jax. (12/14) and vs. Cle. (12/28), helping Baltimore to a 3-0 record in those contests
- Made 2 solo tackles in the AFC Wild Card Round win at Pit. (1/3/15) and added 2 solo tackles and a half-sack in the Divisional Round at NE (1/10/15)
- Tallied 5 tackles (4 solo) and 2 sacks (combined loss of 9 yards), adding 3 TFL, 3 QBHs and 1 PD, in the season-ending win vs. Cle. (12/28)
- Notched 6 tackles (5 solo), 1 PD and 2 TFL at Hou. (12/21)
- Produced 1.5 sacks for a loss of 14 yards, making 3 total tackles and posting 4 QBHs, vs. Jax. (12/14)
- Recorded 2 sacks (-17 total yards) and 3 QBHs in the victory vs. Atl. (10/19)
- Notched 1 sack (-3 yards) at TB (10/12)



# 90 PERNELL MCPHEE

- Netted 3 tackles (2 solo) and 1 sack (-7 yards) at Ind. (10/5)

## 2013: (BALTIMORE RAVENS – 16/0)

- Produced 21 tackles (tying the second-highest total of his career), including 13 solo stops...Added 2 sacks (-13 yards), 1 PD and 1 FF
- Recorded 4 tackles, adding 1 sack (-7 yards) for a defense that allowed just 3 points and held the Jets to 1-of-12 on third down in the 19-3 win vs. NYJ (11/24)
- Posted 1 sack (-6 yards) for a defense that allowed 22 rushing yards (fourth fewest by an opponent in franchise history) in the 26-23 victory at Mia. (10/6)
- Recorded 4 tackles, including 3 solo, for a defense that forced 3 turnovers at Buf. (9/29)

## 2012: (BALTIMORE RAVENS – 12/6, 4/0)

- Established a then-career high with six starts, despite missing four games with a thigh injury...Produced 21 tackles (18 solo) and 1.5 sacks (-12 yards)
- Recorded 4 tackles, 1 sack, 2 PD, 1 FF and 1 FR for a defense that forced 10 turnovers in four playoff games en route to a victory in Super Bowl XLVII
- Posted 3 tackles, in addition to 1 sack and 1 FF recovered by the Ravens, for a defense that forced 3 turnovers and allowed just 3.0 yards per rushing attempt in the 38-35 double-OT win in the Divisional game at Den. (1/12/13)
- Recorded a sack (-6 yards) vs. Den. (12/16)
- Started and contributed 3 solo tackles, including 2 TFL, for a defense that forced 4 turnovers in the victory at KC (10/7)
- Posted 3 solo tackles for a unit that held the Browns to 20% on third down (3 of 15) in the 23-16 victory vs. Cle. (9/27)
- Started his first-career NFL game, netting 1 tackle and a half-sack (shared with OLB Courtney Upshaw), in the 44-13 victory vs. Cin. (9/10)

## 2011: (BALTIMORE RAVENS – 16/0, 2/0)

- Finished second on the team with 6 sacks for the NFL's third-ranked defense (288.9 ypg)...Led all Ravens rookies with 23 tackles, while also netting 2 PD, 1 FF and 1 FR

- Posted 1 PD for a defense that forced 7 turnovers in two playoff games
- Produced a career-high 2 sacks, adding 3 tackles, in the 24-10 victory at Cle. (12/4)
- Netted 3 tackles and a sack on fourth down with 33 seconds remaining to seal the victory in the 31-24 win vs. Cin. (11/20)
- Recorded 3 tackles, including a half-sack, for a defense that held the Jaguars to 205 total yards and 2-of-16 on third down at Jax. (10/24)
- Produced 2 solo tackles and his first-career sack (1 of 5 for the Ravens' defense) in the 37-7 victory at STL (9/25)
- Appeared in his first-career NFL game, posting 1 tackle, 1 PD and 1 FR in the 35-7 season-opening win vs. Pit. (9/11)

## — COLLEGE —

- Played at Mississippi State, where he started all 25 games in which he played for the Bulldogs
- Recorded 91 career tackles (46 solo), 22 TFL, 7 sacks, 2 FFs and 4 PD
- Earned All-SEC first-team honors from the league's coaches and served as a team captain as a senior in 2010
- Earned first-team All-SEC accolades as a junior in 2009
- Started his college career at Itawamba (MS) CC, where he appeared in 18 games and totaled 124 tackles (92 solo), 32.5 sacks and 4 FFs
- Earned NJCAA All-American first-team honors in his sophomore season

## — HIGH SCHOOL —

- Attended Pahokee (FL) HS, where he began playing football as a senior and earned All-State honors in his only season
- Played both OT and DE, compiling 75 tackles and 19 sacks during his senior season while also forcing 12 fumbles
- Helped lead Pahokee to a 14-0 record and the Florida State Class 2B Championship




## — MCPHEE'S COMMUNITY IMPACT —

- Joined fellow teammate Marlon Humphrey to provide Thanksgiving meals for families at the Baltimore City YMCA at Weinberg (2020)
- Participated as a celebrity bowler in Anthony Levine Sr.'s Celebrity Bowling Night to benefit his 4every1 Foundation (2019)
- Joined Ravens teammates during Jameel McClain's 53 Families Thanksgiving event to serve a warm meal to families in need (2019)
- Joined teammates in supporting former teammate Michael Pierce at his Turkey Distribution for residents of the Waverly neighborhood in Baltimore City during Thanksgiving (2019)
- Assisted in The Dugout Zone's Clothing Drive, signing autographs and taking pictures (2011)
- Supported the Ravens' and teammates' charitable efforts by participating in Anquan Boldin's eighth annual Q-Festival Weekend, Torrey Smith's Celebrity Waiter Night, Lardarius Webb's Charity Bowling Classic, celebrity softball game and Thanksgiving food distribution at Baltimore's Webster Kendrick Boys & Girls Club, Spring Football Festival and A Purple Evening







# 7

# TRACE MCSORLEY

QUARTERBACK  
6-0 | 202

COLLEGE: PENN STATE  
BORN: 8/23/95, ASHBURN, VA  
EXP. (NFL/RAVENS): 3/3

GP/GS (PLAYOFFS): 3/0



### — KEY TRANSACTIONS —

- Placed on Injured Reserve (knee) on 12/16/20
- Trace McSorley was selected by the Ravens in the sixth round (197th overall) of the 2019 NFL Draft

### — CAREER HIGHLIGHTS —

- In 2020, played in his second- and third-career game, completing 3-of-10 passes for 90 yards and 1 TD, before being placed on Injured Reserve (knee) on 12/16/20
- Completed his first-career pass by finishing 2-of-6 for 77 yards and 1 TD at Pit. (12/2/20)...His 70-yard TD strike to WR Marquise Brown was the longest TD pass by a Ravens' QB since Lamar Jackson's 83-yarder in Week 1 of 2019
- Rushed for 1 yard to gain a key first down in his first-career NFL game in the 28-10 victory vs. Pit. (12/29/19)

### — PERSONAL —

- Full name is Richard Thomas McSorley III
- Graduated with an accounting degree...Is also working on a second degree in journalism
- Son of Rick and Andrea McSorley...Father played football at the University of Richmond, and an uncle, Jeff McSorley, played football at Marshall
- Sister, Micaela, is a 2020 Penn State graduate

### 2020: (BALTIMORE RAVENS – 2/0, 0/0)

- Played in his second- and third-career game, completing 3-of-10 passes for 90 yards and 1 TD, before being placed on Injured Reserve (knee) on 12/16
- Filled in for an injured QB Lamar Jackson (cramps) for most of two drives, converting a key third-and-10 pass to WR to Willie Snead IV late in the fourth quarter in the 47-42 win at Cle. (12/14)...Left the game with a knee injury
- Played in his second-career NFL game, completing his first-career pass by finishing 2-of-6 for 77 yards and 1 TD at Pit. (12/2)...His 70-yard TD strike to WR Marquise Brown was the longest TD pass by a Ravens' QB since Lamar Jackson's 83-yarder in Week 1 of 2019

### 2019: (BALTIMORE RAVENS – 1/0, 0/0)

- Rushed for 1 yard to gain a key first down in his first-career NFL game in the 28-10 victory vs. Pit. (12/29)
- Was a gameday inactive in Weeks 1-16

### — COLLEGE —

- Holds Penn State career records for wins (31), completions (720), passing yards (9,899), passing TDs (77), total offense (11,596), rushing yards by a QB (1,697), rushing TDs by a QB (30), TDs responsible for (107), consecutive games with a TD pass (34), 300-yard games (10) and 200-yard games (28)
- Is the only Penn State QB and 14th in Big Ten history to throw for more than 9,000 career yards; the only QB in Penn State history with 50-plus TD passes; the only Penn State QB to produce multiple 80-yard completions in a career; the only PSU QB with multiple 3,000-yard passing seasons in a career
- One of seven QBs in Big Ten history to have back-to-back 3,000-yard passing seasons
- Owns the Top 2 spots in Nitanny Lions history for passing TDs in a season, ranking No. 1 with 29 in 2016 and No. 2 with 28 in 2017
- Joined QB Michael Robinson (2005: 2,350 passing, 806 rushing) as the only Penn State players with 2,000 passing and 700 rushing yards in a season
- Became the first Penn State player and 11th in Big Ten history to eclipse the 10,000-yard mark in total offense
- Set the Penn State QBs career rushing record with 1,697 career rushing yards, breaking the record previously held by Robinson (1,637; 2002-05)
- Finished his career ranked 21st in rushing yards in program history (1,697)
- One of two Penn State QBs with more than 1,000 rushing yards, joining Michael Robinson
- Finished his career with 30 rushing TDs, tied for fifth all time at PSU
- Earned second-team All-Big Ten by the AP (2017-18) and was a finalist for the Campbell Trophy, which honors the country's best football scholar-athlete (2018)
- Was also a Johnny Unitas Golden Arm Award finalist (2017-18), a Maxwell Award semifinalist (2018), a Manning Award finalist (2017) and a Davey O'Brien Award semifinalist (2017)
- Was a four-time Academic All-Big Ten selection (2015-18)

### — HIGH SCHOOL —

- Was a rare four-year starter at quarterback at Briar Woods (Ashburn, VA) HS, helping his team to four Virginia State Championship games, winning three of them (2010-12)
- Led the Falcons to a 55-5 record, totaling 12,000-plus yards of offense and 150 TDs in his career
- Served as team captain as a junior and senior
- As a defensive back, made nearly 100 tackles and 9 INTs during his HS career

# 7 TRACE MCSORLEY

- Named Virginia Class 5A first-team All-State, All-Northern Region and All-Potomac District at QB and DB
- Also lettered in basketball and lacrosse



## — MCSORLEY'S COMMUNITY IMPACT —

- Participated in the Ravens' Signature Project with M&T Bank to renovate the facility and visit with children at the Webster Kendrick Boys & Girls Club in Baltimore (2019)
- Participated in Anthony Levine Sr.'s 10th Annual Home Run Derby & Softball Game with Ravens teammates (2019)
- Participated in Ravens' Inaugural Caw to Action – a celebration of the NFL's Huddle for 100 efforts through sorting food donations at Baltimore's Meals on Wheels (2019)
- Supported the NFL and Ravens' PLAY 60 initiative, the movement for a more active generation, by participating in the team's PLAY 60 Salute to Service Military Kids Clinic with over 170 kids on the grounds of Fort Meade Military Base (2019)
- Visited with patients unable to go home for the holidays at MedStar Union Memorial Hospital (2019)
- Joined teammates to sign autographs and play games during the Ravens' A Purple Evening, the team's annual event dedicated to female fans (2019)
- Supported teammates' charitable endeavors through the Hayden Hurst Family Foundation Family Fundraiser (2019)

### TRACE MCSORLEY'S NFL REGULAR SEASON PASSING/RUSHING STATISTICS

DATE	TEAM	GP	GS	PASSING											RUSHING					
				ATT.	CMP.	PCT.	YDS	AVG.	TD	INT.	LG	SK	LST	RATE	NO.	YDS.	AVG.	LG	TD	
2019	Ravens	1	0	0	0	0.0	0	0.0	0	0	0	0	0	0	0.0	1	1	1.0	1	0
2020	Ravens	2	0	10	3	30.0	90	9.0	1	0	70t	0	0	97.9	5	17	3.4	9	0	
<b>TOTALS</b>		<b>3</b>	<b>0</b>	<b>10</b>	<b>3</b>	<b>30.0</b>	<b>90</b>	<b>9.0</b>	<b>1</b>	<b>0</b>	<b>70T</b>	<b>0</b>	<b>0</b>	<b>97.9</b>	<b>6</b>	<b>18</b>	<b>3.0</b>	<b>9</b>	<b>0</b>	

### TRACE MCSORLEY'S NFL POSTSEASON PASSING/RUSHING STATISTICS

DATE	TEAM	GP	GS	PASSING											RUSHING				
				ATT.	CMP.	PCT.	YDS	AVG.	TD	INT.	LG	SK	LST	RATE	NO.	YDS.	AVG.	LG	TD
2019	Ravens	0	0	0	0	0.0	0	0.0	0	0	0	0	0	0.0	0	0	0.0	0	0
2020	Ravens	0	0	0	0	0.0	0	0.0	0	0	0	0	0	0.0	0	0	0.0	0	0
<b>TOTALS</b>		<b>0</b>	<b>0</b>	<b>0</b>	<b>0</b>	<b>0.0</b>	<b>0</b>	<b>0.0</b>	<b>0</b>	<b>0</b>	<b>0</b>	<b>0</b>	<b>0</b>	<b>0.0</b>	<b>0</b>	<b>0</b>	<b>0.0</b>	<b>0</b>	<b>0</b>

### SINGLE-GAME HIGHS: QUARTERBACK

<b>Pass Attempts</b>	6 at Pittsburgh Steelers, Dec 02, 2020	<b>Long Passes</b>	70t at Pittsburgh Steelers, Dec 02, 2020
<b>Pass Completions</b>	2 at Pittsburgh Steelers, Dec 02, 2020	<b>Rush Attempts</b>	3 at Pittsburgh Steelers, Dec 02, 2020
<b>Yards Passing</b>	77 at Pittsburgh Steelers, Dec 02, 2020	<b>Rushing Yards</b>	16 at Pittsburgh Steelers, Dec 02, 2020
<b>TD Passes</b>	1 at Pittsburgh Steelers, Dec 02, 2020	<b>Longest Runs</b>	9 at Pittsburgh Steelers, Dec 02, 2020

### 2020 GAME-BY-GAME REGULAR-SEASON STATISTICS (RAVENS)

DATE	OPPONENT	P/S	PASSING											RUSHING				W/L	SCORE		
			ATT	CMP	YDS	PCT	Y/A	Y/C	TD	INT	LG	SK/YD	RATE	ATT	YDS	LG	TD				
09/13	Browns																			W	38-6
09/20	at Texans																			W	33-16
09/28	Chiefs																			L	20-34
10/04	at Washington																			W	31-17
10/11	Bengals																			W	27-3
10/18	at Eagles																			W	30-28
11/01	Steelers																			L	24-28
11/08	at Colts																			W	24-10
11/15	at Patriots																			L	17-23
11/22	Titans																			L	24-30+
12/02	at Steelers	P	6	2	77	33.3	12.8	38.5	1	0	70t	0/0	121.5	3	16	9	0			L	14-19
12/08	Cowboys																			W	34-17
12/14	at Browns	P	4	1	13	25.0	3.3	13.0	0	0	13	0/0	40.6	2	1	4	0			W	47-42
12/20	Jaguars																			W	40-14
12/27	Giants																			W	27-13
01/03	at Bengals																			W	38-3
<b>2020 TOTALS</b>		<b>2-0</b>	<b>10</b>	<b>3</b>	<b>90</b>	<b>30.0</b>	<b>9.0</b>	<b>30.0</b>	<b>1</b>	<b>0</b>	<b>70T</b>	<b>0/0</b>	<b>97.9</b>	<b>5</b>	<b>17</b>	<b>9</b>	<b>0</b>			<b>11-5</b>	

+ - Overtime







# 65

# PATRICK MEKARI

GUARD/CENTER

COLLEGE: CAL-BERKELEY

BORN: 8/13/97, WESTLAKE VILLAGE, CA

6-4 | 308

EXP. (NFL/RAVENS): 3/3

GP/GS (PLAYOFFS): 25/13 (3/3)



### — KEY TRANSACTIONS —

- Signed by the Ravens as a rookie free agent on 5/3/19...Was one of two (OLB Otaru Alaka) undrafted RFAs to make the Ravens' Week 1 53-man roster

### — CAREER HIGHLIGHTS —

- Blocks for a rushing attack that has topped 100 rushing yards in 39-consecutive games, marking the second-longest streak of its kind in NFL history (Pittsburgh – 43 games, 1974-77)
- In 2020, saw action in all 14 games (eight starts), seeing time at RG and center...Helped block for the NFL's No. 1 rushing attack (191.9 ypg), which produced the third-most yards (3,071) ever in a 16-game NFL season...Baltimore owned the seventh-best scoring offense (29.3 ppg) and fourth-best third-down offense (48.8%)...The Ravens also tallied a franchise-record 24 rushing TDs
- Started at RG and helped block for a rushing attack that totaled 110 ground yards and 2 TDs in the 24-10 win at Ind. (11/8/20)...Baltimore scored 17 unanswered in the second half to capture the victory and set an NFL record with its 31st-straight game scoring at least 20 points
- In 2019, helped the Ravens set new single-season franchise records for total TDs (64), points (531), rushing yards (3,296) and total net yards (6,521)...The Ravens also became the first team in league history to average at least 200 rushing (206.0) and 200 net passing (201.6) yards per game in a season

### — PERSONAL —

- Both of Mekari's parents fled war-torn countries in the Middle East in the 1970s and immigrated to Los Angeles – his mother left Iran and his father is from Lebanon
- While at Cal, played with his older brother, Tony, who was a defensive lineman and is a current law student at UC Davis
- **Last name pronounced: muh-CARE-ee**

### 2020: (BALTIMORE RAVENS – 14/8, 2/2)

- Saw action in all 14 games (eight starts), seeing time at RG and center...Helped block for the NFL's No. 1 rushing attack (191.9 ypg), which produced the third-most yards (3,071) ever in a 16-game NFL season...Baltimore owned the seventh-best scoring offense (29.3 ppg) and fourth-best third-down offense (48.8%)...The Ravens also tallied a franchise-record 24 rushing TDs
- Started at center and helped block for an offense that totaled a postseason franchise-record 236 rushing yards and a 6.7 yards-per-carry mark in the 20-13 Wild Card Playoff win at Ten. (1/10/21)...Also helped the Ravens convert on 7-of-13 (54%) third downs

- Started at center before leaving with a back injury in the 27-13 win vs. NYG (12/27)...Helped block for an offense that totaled 249 rushing yards
- Started at center and helped block for an offense that totaled 250 passing yards and 159 rushing yards in the 40-14 win vs. Jax. (12/20)...Also helped the offense convert on 8-of-12 third downs and notch 40 points for the second-straight week
- Started at center and helped the offense produce 231 rushing yards and a franchise-tying 5 rushing TDs in the 47-42 win at Cle. (12/14)
- Started at center and helped the offense produce a season-high 294 rushing yards (the fourth most in single-game franchise history), including a 2020 NFL single-game high 5 rushes of 20+ yards, vs. Dal. (12/8)
- Started at center for the first time this season vs. Ten. (11/22)...Helped push the pile on RB J.K. Dobbins' 1-yard TD run, giving Baltimore its first lead of the game
- Started at RG and helped block for a rushing attack that totaled 110 ground yards and 2 TDs in the 24-10 win at Ind. (11/8)...Baltimore scored 17 unanswered in the second half to capture the victory and set an NFL record with its 31st-straight game scoring at least 20 points
- Filled in at RG following T Ronnie Stanley's season-ending ankle injury vs. Pit. (11/1)...Helped the offense produce 265 rushing yards against the league's second-ranked run defense entering the game (68.8 yards)...Baltimore's 265 rushing yards marked the most the Ravens have had in a game vs. Pittsburgh and the most the Steelers have allowed since 1993 (267 vs. Seattle)
- Started at RG, filling in for the injured G Tyre Phillips (shoulder), and helped the Ravens produce 161 rushing yards on 24 attempts (6.7 avg) in the 27-3 win vs. Cin. (10/11)

### 2019: (BALTIMORE RAVENS – 11/5, 1/1)

- Became the starting center in Week 13, filling in for an injured Matt Skura...Helped Baltimore set an NFL record for single-season rushing yards (3,296) and produce the league's No. 1 scoring offense (33.2 ppg)
- Helped the Ravens set new single-season franchise records for total TDs (64), points (531), rushing yards (3,296) and total net yards (6,521)
- The Ravens also became the first team in league history to average at least 200 rushing (206.0) and 200 net passing (201.6) yards per game in a season
- Helped QB Lamar Jackson become the first player in NFL history with at least 350 passing yards and 100 rushing yards in a game (includes regular season and postseason) in the Divisional Playoff vs. Ten. (1/11/20)





# 65 PATRICK MEKARI

- Blocked for QB Lamar Jackson, who set a new single-season franchise record in passing TDs (36), in the 31-15 win at Cle. (12/22)...Jackson also rushed (103 yards) for his NFL record-extending fifth 100-yard game of the season
- Helped the Ravens set a new single-season franchise record for rushing yards in the 42-21 win vs. NYJ (12/12)...Blocked for QB Lamar Jackson, who set the NFL single-season rushing record for a QB and threw 5 TD passes in a game for the third time this season
- In his first-career start, helped set a new single-season franchise record for total TDs in the 20-17 win vs. SF (12/1)
- Saw his first extensive action under center while filling in for an injured Matt Skura (knee), helping the Ravens produce 480 yards of offense (including a season-best 285 rushing) in the 45-6 win at LAR (11/25)
- In his NFL debut, saw 23 snaps at guard and helped Baltimore set single-game franchise records in yards (643) and points (59) in the 59-10, season-opening victory at Mia. (9/8)...Protected QB Lamar Jackson, allowing him to register career highs in yards (324) and TDs (5) while producing a perfect 158.3 passer rating...Helped block for RB Mark Ingram II, who tallied 107 rushing yards and 2 TDs
- As a sophomore, contributed to an O-line that helped establish several single-season school records, including pass completions (383) and fewest turnovers (15)
- In his freshman season, helped Cal rank among the nation's leaders in passing offense (third, 4,892 yards) and total offense (eighth, 6,879 yards)...Helped QB Jared Goff break two Pac-12 single-season records when he passed for 4,719 yards and 43 TDs
- Majored in legal studies at Cal-Berkeley

## — HIGH SCHOOL —

- Played in 34 games with 24 starts at Cal-Berkely, mostly at LT...Also played RT and RG
- Earned *Associated Press* second-team All-Pac-12 as a senior
- Earned honorable mention All-Pac-12 honors as a junior, helping protect QB Ross Bowers, who recorded the sixth-most passing yards (3,039) in school history, and RB Patrick Laird, who registered the 19th 1,000-yard rushing season in school history
- Prepped at Westlake (Westlake Village, CA) HS, where he won two league championships
- Earned Marmonte League Co-Offensive Lineman of the Year honors as a senior for a team that finished 8-3 overall and 3-0 in conference play to win the Marmonte League, while reaching the first round of the Southern Section playoffs and ranking No. 22 in the state
- Also named first-team All-Pac 5, All-Southern Section, All-County, All-Marmonte League, honorable mention All-Area and his school's lineman of the year as a senior, when he helped anchor an O-line that paved the way for 4,677 total yards (425.2 ypg) including 2,269 on the ground (206.3 ypg)
- Played for a squad as a junior that finished 8-3 overall, 4-0 in the conference play to win the Marmonte League East title and reached the first round of the Southern Section playoffs

## — COLLEGE —

## — MEKARI'S COMMUNITY IMPACT —



- Participated in the Ravens' Signature Project with M&T Bank to renovate the facility and visit with children at the Webster Kendrick Boys & Girls Club in Baltimore (2019)
- Participated in Ravens' Inaugural Caw to Action – a celebration of the NFL's Huddle for 100 efforts through helping volunteers learn CPR at the Pimlico Public Safety Training Facility (2019)
- Supported the NFL and Ravens' PLAY 60 initiative, the movement for a more active generation, by participating in the team's PLAY 60 Salute to Service Military Kids Clinic with over 170 kids on the grounds of Fort Meade Military Base (2019)

### PATRICK MEKARI'S NFL REGULAR SEASON STATISTICS

DATE	TEAM	GP	GS
2019	Ravens	11	5
2020	Ravens	14	8
<b>NFL TOTALS</b>		<b>25</b>	<b>13</b>

### PATRICK MEKARI'S NFL POSTSEASON STATISTICS

DATE	TEAM	GP	GS
2019	Ravens	1	1
2020	Ravens	2	2
<b>NFL TOTALS</b>		<b>3</b>	<b>3</b>

# 65 PATRICK MEKARI

## 2020 GAME-BY-GAME REGULAR-SEASON STATISTICS [RAVENS]

DATE	OPPONENT	P/S	W/L	SCORE
09/13	Browns	P	W	38-6
09/20	at Texans	P	W	33-16
09/28	Chiefs	P	L	20-34
10/04	at Washington	P	W	31-17
10/11	Bengals	S	W	27-3
10/18	at Eagles	P	W	30-28
11/01	Steelers	P	L	24-28
11/08	at Colts	S	W	24-10
11/15	at Patriots	S	L	17-23
11/22	Titans	S	L	24-30+
12/02	at Steelers		L	14-19
12/08	Cowboys	S	W	34-17
12/14	at Browns	S	W	47-42
12/20	Jaguars	S	W	40-14
12/27	Giants	S	W	27-13
01/03	at Bengals		W	38-3
<b>2020 TOTALS</b>		<b>14-8</b>	<b>11-5</b>	

RESERVE/COVID-19

ON INACTIVE LIST

+ - Overtime

## 2020 GAME-BY-GAME POSTSEASON STATISTICS [RAVENS]

DATE	OPPONENT	P/S	W/L	SCORE
01/10	at Titans	S	W	20-13
01/16	at Bills	S	L	3-17
<b>2020 TOTALS</b>		<b>2-2</b>	<b>1-1</b>	







# 46 NICK MOORE

LONG SNAPPER  
6-2 | 248

COLLEGE: GEORGIA

BORN: 12/9/92, SNELLVILLE, GA

EXP. (NFL/RAVENS): 2/2

GP/GS (PLAYOFFS): 1/0



### — KEY TRANSACTIONS —

- Signed a Reserve/Future contract with Baltimore on 1/18/21
- Was activated from the practice squad (COVID replacement elevation) on 12/2/20 at Pit.
- Signed to Baltimore's practice squad on 9/6/20 after being waived at the end of training camp on 9/5/20
- Signed with Baltimore on 3/26/20
- Waived by the Saints on 8/21/19
- Signed with New Orleans as a rookie free agent on 5/10/19

### — CAREER HIGHLIGHTS —

- Has logged one career game, filling in for LS Morgan Cox, seeing 9 special teams snaps at Pit. (12/2/20)

### — PERSONAL —

- Spent the abbreviated XFL season with the Tampa Bay Vipers in 2019, seeing action in five games
- In 2011, was selected in the 30th round of the Major League Baseball Draft by the Boston Red Sox...Played first and third base in Boston's minor league system for four years (2011-14)

### 2020: (BALTIMORE RAVENS – 1/0, 0/0)

- Made his NFL debut while filling in for LS Morgan Cox, seeing 9 special teams snaps at Pit. (12/2)...P Sam Koch netted 321 yards on 7 punts (45.9 avg.), 3 of which landed inside the Steelers' 20-yard line

### — COLLEGE —

- Appeared in 23 games in four years at Georgia
- In 2018, appeared in all 14 games as the Bulldogs' long snapper and was one of three winners of the team's Special Teams Most Improved Player award
- Saw action in the Bulldogs' first three games as the punt snapper in 2017 and appeared in both College Football Playoff games
- Played in four contests in 2016
- Graduated with a bachelor's degree in mathematics and finance

### — HIGH SCHOOL —

- Prepped at Brookwood (Snellville, GA) HS, where he was named Gwinnett County and State Defensive Back of the Year as a senior
- Was also a two-time first-team All-State selection and Gwinnett County honoree, also earning Metro Atlanta All-Star honors
- Also played baseball in high school

### NICK MOORE'S NFL REGULAR SEASON STATISTICS

DATE	TEAM	GP
2020	Ravens	1
<b>NFL TOTALS</b>		<b>1</b>

### NICK MOORE'S NFL POSTSEASON STATISTICS

DATE	TEAM	GP
2020	Ravens	0
<b>NFL TOTALS</b>		<b>0</b>





# 84 JOSH OLIVER

**TIGHT END**  
6-5 | 249

**COLLEGE: SAN JOSE STATE**  
**BORN: 3/21/97, PASO ROBLES, CA**  
**EXP. (NFL/RAVENS): 3/1**    **GP/GS (PLAYOFFS): 4/1**



### — KEY TRANSACTIONS —

- Acquired by the Ravens on 3/18/21 in exchange for an undisclosed 2022 draft choice
- Placed on Injured Reserve (foot) on 8/20/20
- Placed on Injured Reserve (back) on 11/18/19
- Originally selected by the Jacksonville Jaguars in the third round (69th overall) of the 2019 NFL Draft

### — CAREER HIGHLIGHTS —

- Has played in four games (one start), totaling 3 receptions for 15 yards (all with Jacksonville)

### — PERSONAL —

- Is an avid snowboarder
- Father, Rene, played college football for Cal Poly...Uncle, Clancy, was a defensive back for the Pittsburgh Steelers and St. Louis Cardinals...Second cousin, Darren, pitched for 20 seasons in the MLB

### 2020: (JACKSONVILLE JAGUARS – 0/0, INJURED RESERVE)

- Spent the entire season on Injured Reserve after suffering a foot injury in practice

### 2019: (JACKSONVILLE JAGUARS – 4/1, INJURED RESERVE)

- Appeared in four games (one start) before suffering a season-ending back injury in Week 11...Totaled 3 receptions for 15 yards on the season

- Caught a 5-yard pass in his first career start at Ind. (11/17)
- Saw action at TE and made his first-career reception – a 6-yard grab – vs. NYJ (10/27)
- Made his NFL debut, seeing 25 snaps on offense at Cin. (10/20)

### — COLLEGE —

- Appeared in 49 games (36 starts) in four seasons with San Jose State, tallying 98 receptions for 1,067 yards and 7 TDs...Became the fourth tight end in school history with 1,000-plus career receiving yards
- Competed in the 2019 Senior Bowl...Ranked third nationally among FBS tight ends and led the team with 56 receptions during his senior campaign in 2018...Also produced 709 receiving yards and 4 TDs that season
- Was a three-time academic All-Mountain West award winner and recipient of the 2017 Arthur Ashe Jr. Sports Scholar Award
- Earned his degree in business administration

### — HIGH SCHOOL —

- Prepped at Paso Robles (CA) HS, where he played tight end, defensive end and linebacker
- Also played forward for the basketball team

## JOSH OLIVER'S NFL REGULAR SEASON RUSHING/RECEIVING STATISTICS

DATE	TEAM	RECEIVING							RUSHING				
		GP	GS	NO.	YDS.	AVG.	LG	TD	NO.	YDS.	AVG.	LG	TD
2019	Jaguars	4	1	3	15	5.0	6	0	0	0	0.0	0	0
2020	Jaguars	0	0	0	0	0.0	0	0	0	0	0.0	0	0
<b>NFL TOTALS</b>		<b>4</b>	<b>1</b>	<b>3</b>	<b>15</b>	<b>5.0</b>	<b>6</b>	<b>0</b>	<b>0</b>	<b>0</b>	<b>0.0</b>	<b>0</b>	<b>0</b>

### SINGLE-GAME HIGHS: RECEIVING

**Receptions** 1 at Indianapolis Colts, Nov 17, 2019  
...2 more at 1.

**Receiving Yards** 6 vs. New York Jets, Oct 27, 2019

**Longest Receptions** 6 vs. New York Jets, Oct 27, 2019

**All-Purpose Yards** 6 vs. New York Jets, Oct 27, 2019





# 24



# MARCUS PETERS

CORNERBACK

6-0 | 197

COLLEGE: WASHINGTON

BORN: 1/9/93, OAKLAND, CA

EXP. (NFL/RAVENS): 7/3

GP/GS (PLAYOFFS): 91/90 (10/10)



### — KEY TRANSACTIONS —

- Signed a three-year contract extension (through 2022) with the Ravens on 12/28/19
- Acquired by the Ravens from the LA Rams on 10/15/19 in exchange for ILB Kenny Young and a 2020 fifth-round draft choice
- Traded by Kansas City to the LA Rams on 3/14/18
- Selected by Kansas City in the first round (18th overall) of the 2015 NFL Draft

### — HONORS —

- Three-time Pro Bowler (2016-17, 2019)
- *Associated Press* first-team All-Pro (2016, 2019 - DB)
- *Associated Press* second-team All-Pro (2015, 2019 - CB)
- *Associated Press* Defensive Rookie of the Year (2015)
- NFL All-Rookie Team (2015)
- Three-time AFC Offensive Player of the Week (Week 15, 2017; Week 3, 2016; Week 15, 2015)

### — CAREER HIGHLIGHTS —

- Since entering the NFL in 2015, Peters owns the league's most takeaways (39), INTs (31), INT-return yards (814), INT-return TDs (6) and defensive TDs (7), while his 86 PD stand as the second most during that span
- His 3 postseason INTs are tied for the most in the NFL since he entered the league in 2015
- In 2020, started all 14 games in which he played, registering 52 tackles (46 solo), 1 sack, 1 TFL, 1 QBH, 4 FFs, 2 FRs and a team-high 4 INTs...Helped Baltimore's defense rank No. 2 in both points allowed (18.9) and third-down efficiency (34.0%), also posting an NFL-high 25 FFs
- In 2019, totaled 39 tackles, 3 INTs (2 of which were returned for TDs) and 10 PD, helping Baltimore's defense rank No. 3 in points (17.6) and No. 4 in total yards (300.6) allowed per game...Tallied 5 total INTs for the season, producing NFL bests in INT return yards (210) and INT-TDs (3)...The Ravens' 6 defensive TDs tied (TB) for No. 1 in the NFL
- In his Ravens debut at Seattle (10/20/19), recorded a 67-yard INT-TD, marking his 25th-career INT and fifth-career pick-6
- In 2018, started all 16 regular season games in his first year with the Rams, finishing with 3 INTs for 107 yards, 43 tackles and 8 PD...Also started all three postseason contests and totaled a playoff career-high 7 tackles and 1 PD in Super Bowl LIII against New England
- In his rookie season (2015), recorded career highs in tackles (53), INTs (8), INT return yards (280, including 2 TDs) and PD (26)...Added 9 tackles, 1 INT and 3 PD in two playoff games

- On his first-career play from scrimmage, intercepted Texans QB Brian Hoyer (9/13/15)

### — PERSONAL —

- Established the Fam 1st Family Foundation in 2011 with Josh Johnson and Marshawn Lynch to strengthen underprivileged youth in Oakland, CA
- The foundation educates students in architecture and design, coding, music and entrepreneurship
- Marcus' father, Michael, is the head football coach at McClymonds (Oakland, CA) HS, leading Marcus' alma mater to three state championships over Michael's 35-year tenure (28 as an assistant & seven as head coach)...Michael has won several awards, including the 2020 National Coalition of Minority Football Coaches High School Coach of the Year, which honors a coach who has excelled on the field and used his position to advance diversity in the high school ranks by demonstrating integrity, character and excellence...Michael also earned the Cal-Hi State Small Schools Coach of the Year (2018) award, a year after Oakland honored him with a key to the city (2017)

### 2020: (BALTIMORE RAVENS – 14/14, 2/2)

- Started all 14 games in which he played, registering 52 tackles (46 solo), 1 sack, 1 TFL, 1 QBH, 4 FFs, 2 FRs and a team-high 4 INTs...Helped Baltimore's defense rank No. 2 in both points allowed (18.9) and third-down efficiency (34.0%), also posting an NFL-high 25 FFs
- Posted 4 solo tackles and a pivotal fourth-quarter INT in the 20-13 Wild Card Playoff win at Ten. (1/10/21)...Also helped limit the Titans to 4-of-12 (33%) on third down and 158 net passing yards
- Registered 1 solo tackle an INT in the end zone in the 38-3 win at Cin. (1/3/21), helping limit the Bengals' passing attack to 48 yards, marking the fewest net passing yards allowed in Ravens single-game franchise history...The defense held starting QB Brandon Allen to a passer rating of 0.0, marking the third time in franchise history that feat has been accomplished (Nathan Peterman – 9/9/18; Eli Manning 12/12/04)...Baltimore registered its fifth-consecutive victory to earn the franchise's third-straight playoff berth
- Registered 6 solo tackles and 2 PD at Pit. (12/2)...Also helped stop Pittsburgh short of the end zone on 3-of-4 goal-to-go possessions

## 24 MARCUS PETERS

- Registered 5 tackles (4 solo), 1 INT and 1 FF in the 24-10 win at Ind. (11/8)...His FF was gathered by S Chuck Clark and returned 65 yards for a TD...Baltimore's defense pitched a second-half shutout to help secure the team's 10th-consecutive road victory...It marked Peters' fifth-career game with at least 1 INT and 1 FF, and he became the first NFL defender with two-such performances this season
- Produced 5 tackles (3 solo), 1 PD, 1 FF and 1 FR vs. Pit. (11/1)...Also helped limit the league's third-best third-down offense entering the game (51.1%) to 3-of-9 (33%)
- Recorded his first-career sack, 1 INT and 1 FF in the 27-3 win vs. Cin. (10/11)...Became the fourth Raven to produce at least 1 sack, 1 INT and 1 FF in a single game (Eric Weddle - 2017, Corey Ivy - 2006 and Chad Williams - 2005)...Baltimore had five different DBs record at least 1 sack, marking the first time in NFL history that this feat has been accomplished
- Recovered the CB Marlon Humphrey FF in the 31-17 win at Was. (10/4)...Also helped limit Washington to 4-of-13 (31%) on third down
- Recorded his 28th-career interception in the 33-16 win at Hou. (9/20), adding to his league-leading total since joining the NFL in 2015...Also helped limit the Texans' offense to 5-of-14 (36%) on third down, en route to Baltimore's 14th-consecutive regular season victory
- Collected 3 solo tackles and 1 PD in the season-opening win vs. Cle. (9/13)...Helped limit Pro Bowl WRs Jarvis Landry and Odell Beckham Jr. to a combined 8 receptions for 83 yards

### 2019: (BALTIMORE RAVENS / LA RAMS – 16/15, 1/1)

- After joining the Ravens via trade (LAR) in Week 7, totaled 39 tackles, 3 INTs (2 of which were returned for TDs) and 10 PD, helping Baltimore's defense rank No. 3 in points (17.6) and No. 4 in total yards (300.6) allowed per game...Tallied 5 total INTs for the season, producing NFL bests in INT return yards (210) and INT-TDs (3)...The Ravens' 6 defensive TDs tied (TB) for No. 1 in the NFL
- Registered 4 tackles and 3 PD, including a game-clinching fourth-down stop near Baltimore's goal line with 1-minute remaining, helping the Ravens clinch their second-consecutive playoff berth in the 24-17 victory at Buf. (12/8)
- Led the team with 8 tackles and recorded his third INT as a Raven (returned for 22 yards) for a defense that held the Rams to 221 total yards in the 45-6 win at LAR (11/25)
- Registered 3 tackles and 1 PD, helping limit the Texans to 232 total yards in the 41-7 victory vs. Hou. (11/17)
- Posted 6 tackles and his third INT-TD return of the season, intercepting Bengals QB Ryan Finley and sprinting to the end zone for an 89-yard score, in the 49-13 win at Cin. (11/10)
- Started his second contest as a Raven and had a team-high 8 tackles, adding 1 PD, in the 37-20 victory vs. NE (11/3)
- In his Ravens debut, recorded a 67-yard INT-TD, marking his 25th-career INT and fifth-career pick-six, in the 30-16 win at Sea. (10/20)

### 2018: (LOS ANGELES RAMS – 16/16, 3/3)

- Started all 16 regular season games and three postseason contests in his first season with the Rams and fourth as a pro...Returned an INT for a TD in his Rams debut and finished with 3 INTs for 107 yards on the season...Totaled 43 total tackles (33 solo), while adding 8 PD and 1 QBH
- In Super Bowl LIII, posted a playoff career-high 7 tackles (5 solo) and 1 PD against NE (2/3/19)
- Recorded 3 tackles (2 solo), helping limit the Saints to 290 total yards in the NFC Championship at NO (1/20/19)
- Started his fifth postseason contest, recording 1 TFL and 1 PD in the Divisional Playoff vs. Dal. (1/12/19)
- Snagged an INT and returned it 48 yards, while also tallying 3 solo tackles and 1 PD at Chi. (12/9)
- Intercepted Chiefs QB Patrick Mahomes in the fourth quarter to help preserve a 54-51 win vs. KC (11/19)
- Played all 52 defensive snaps and recorded 6 tackles (5 solo) for a defense that held the Packers to 2-for-9 (22%) on third down vs. GB (10/28)
- Posted 5 tackles (1 solo) and 1 PD, while helping limit Seahawks QB Russell Wilson to only 13 total completions at Sea. (10/7)
- Appeared in all 74 defensive snaps and totaled 6 solo tackles Min. (9/27)
- In his first game as a Ram, recorded 1 INT and returned it 50 yards for a TD...The fourth-quarter pick-6 helped seal a 33-13, Week 1 victory at Oak. (9/10)

### 2017: (KANSAS CITY CHIEFS – 14/14, 1/1)

- Peters started all 14 games played in his third season in the NFL...Finished the season with 46 tackles (42 solo), 5 INTs, 4 FFs, 2 FRs and 9 PD
- Recorded 1 PD, 1 FF and 1 FR vs. Mia. (12/24)
- Earned AFC Defensive Player of the Week Honors after tallying 2 INTs against Chargers QB Philip Rivers, returning the INTs 74 total yards...Added 1 FF, 3 solo tackles and 3 PD vs. LAC (12/16)
- Recorded 1 INT, 1 PD, 1 FF and 1 FR, returning it 45 yards in a victory Den. (10/30)
- Intercepted QB Ben Roethlisberger, returning the pick 16 yards vs. Pit. (10/15)...Added 2 PD and 3 solo tackles
- Recorded 1 INT and returned it 38 yards, while adding 3 solo tackles, including 1 TFL, for a defense that held Chargers QB Philip Rivers to 20-for-40 (50%) passing and intercepted him 3 times at LAC (9/24)

### 2016: (KANSAS CITY CHIEFS – 15/15, 1/1)

- Earned first-team All-Pro Honors and named to his second-consecutive Pro Bowl after finishing his second season with 45 tackles (35 solo), 6 INTs, 20 PD, 3 FRs and 1 FF
- Grabbed 1 INT and returned it 16 yards, while also recording 3 tackles (2 solo) and 2 PD at SD (1/1/17)



## 24 MARCUS PETERS

- Registered 6 tackles (5 solo), 4 PD, 1 FF and 1 FR, returning the fumble 10 yards in a victory where Chiefs K Cairo Santos hit a FG to win the game as time expired at Car. (11/13)
- Tied a career high with 7 solo tackles and 1 FR Jax. (11/6)
- Recovered 1 fumble and returned it 21 yards vs. NO (10/23)
- Recorded fifth INT of the season, adding 2 tackles (1 solo) and 1 PD at Oak. (10/16)
- Posted 2 INTs for a second-straight week (becoming the first player to have two-consecutive weeks of at least 2 INTs since then-Seahawks CB Richard Sherman (12/15/13 – 12/22/13), and added 2 PD vs. NYJ (9/25)
- Snared 2 INTs and returned them a combined 47 yards, including a 28-yard long return at Hou. (9/18)...Also posted 4 PD and 7 tackles (2 solo)
- Snared 1 INT and returned it 28 yards, adding 2 solo tackles and 2 PD in a 29-13 victory over QB Peyton Manning and the Broncos at Den. (11/15)
- Posted 6 solo tackles, 1 INT and 2 PD at Min. (10/18)
- Recorded 7 solo tackles, including 1 TFL vs. Chi. (10/11)
- Intercepted Broncos QB Peyton Manning at Arrowhead Stadium and returned it 55 yards for a TD for his first-career pick-6 vs. Den. (9/17)...Finished with 5 solo tackles and 4 PD
- On his first-career play from scrimmage, intercepted Texans QB Brian Hoyer vs. Hou. (9/13)...Also tallied 7 tackles (5 solo) and 3 PD

### — COLLEGE —

- Played in 34 games (27 starts) in three years at Washington
- Recorded 129 tackles (95 solo), 9.5 TFL, 1 sack, 11 INTs returned for 72 yards, including 1 TD...Added 35 PD, 3 FRs, 1 FF and 1 QB pressure
- Named to *NFL.com*'s Midseason All-American team in 2014
- Redshirted his freshman season in 2011

### — HIGH SCHOOL —

- Attended McClymonds (Oakland, CA) HS...Named the MVP of the Oakland Athletic League as a senior in 2010...Led McClymonds to a 12-0 season as a senior, the first-ever perfect season in school history...Tallied 7 INTs as a senior and also scored 6 TDs via kick or punt return
- Named first-team All-State by *Rivals.com* and *ESPN.com*... Named No. 30 cornerback in the nation and No. 43 prospect (all positions) in California by *Rivals.com*



### — PETERS' COMMUNITY IMPACT —

- Formed, established and currently serves as VP of the Fam 1stFamilyFoundation. The foundation targets impacting the lives of disenfranchised youth in Peters' hometown of Oakland, CA
- Core foundation programs include educating minority youth about the professions of architecture and design, coding and computer science, culinary training, music producing and beat making and entrepreneurial ventures...Unfinished Learning – a capstone program of the foundation assists students with homework and ensures that they understand grade level content
- Joined fellow teammate Jimmy Smith to provide Thanksgiving meals and turkeys for families at Zion Baptist Church (2020)
- Hosted Thanksgiving Dinner in partnership with Hatahway-Sycamores Child and Family Services (2019)
- Joined former NFL player Marshawn Lynch to hosted Fam 1stFamilyFoundation and All-Pro SAAIF-Fam 1stFamilyFoundation Football Camp in San Salvador, El Salvador (2019)
- Hosted Fam 1stFamilyFoundation Day Party (2019)
- Hosted 4th Annual It Take A Village Carnival for students and families of McClymonds High School in Oakland, California (2016-19)
- Joined Fam 1stFamilyFoundation @ the Strike Bowling event (2019)
- Los Angeles Rams Community Impact Player of the Week (2018)
- Participated in the Rams' school visit and purchased backpacks filled with school supplies for 300 of Los Angeles Unified School District's Century Park Elementary school students (2018)
- Donated 300 coats to members of Gregg/Klice Community Center in Kansas City (2017)
- Purchased three sets of football uniforms for McClymonds High School
- Funded spring break trip for 30 McClymonds High School students to go to Africa

# 24 MARCUS PETERS

## MARCUS PETERS' NFL REGULAR SEASON DEFENSIVE STATISTICS

DATE	TEAM	GP	GS	TACKLES							INTERCEPTIONS					FUMBLES			ST			MISC				
				TK	S	A	TFL	YDS	SK	YDS	QBH	NO	YDS	LG	TD	PD	FF	FR	YDS	TK	S	A	FF	FR	S	A
2015	Chiefs	16	16	60	53	7	2	4	0.0	0.0	0	8	280	90t	2	26	1	0	0	0	0	0	0	0	0	0
2016	Chiefs	15	15	45	35	10	0	0	0.0	0.0	0	6	63	28	0	20	1	3	31	0	0	0	0	0	0	
2017	Chiefs	14	14	46	42	4	2	1	0.0	0.0	0	5	137	62	0	9	4	2	45	0	0	0	0	0	0	
2018	Rams	16	16	43	33	10	0	0	0.0	0.0	1	3	107	50t	1	8	0	0	0	0	0	0	0	0	0	
2019	Rams	6	6	14	9	5	1	8	0.0	0.0	0	2	32	32t	1	4	0	1	0	0	0	0	0	0	0	
Went from L.A. Rams to Baltimore.																										
2019	Ravens	10	9	39	31	8	0	0	0.0	0.0	0	3	178	89t	2	10	0	0	0	0	0	0	0	0	0	
2019	TOTAL	16	15	53	40	13	1	8	0.0	0.0	0	5	210	89t	3	14	0	1	0	0	0	0	0	0	0	
2020	Ravens	14	14	52	46	6	1	2	1.0	10.0	1	4	17	12	0	9	4	2	-3	0	0	0	0	0	0	
<b>NFL TOTALS</b>		<b>91</b>	<b>90</b>	<b>299</b>	<b>249</b>	<b>50</b>	<b>6</b>	<b>15</b>	<b>1.0</b>	<b>10.0</b>	<b>2</b>	<b>31</b>	<b>814</b>	<b>90T</b>	<b>6</b>	<b>86</b>	<b>10</b>	<b>8</b>	<b>73</b>	<b>0</b>	<b>0</b>	<b>0</b>	<b>0</b>	<b>0</b>	<b>0</b>	

## MARCUS PETERS' NFL POSTSEASON DEFENSIVE STATISTICS

DATE	TEAM	GP	GS	TACKLES							INTERCEPTIONS					FUMBLES			ST			MISC			
				TK	S	A	TFL	YDS	SK	YDS	QBH	NO	YDS	LG	TD	PD	FF	FR	YDS	TK	S	A	FF	FR	S
2015	Chiefs	2	2	9	6	3	0	0	0.0	0.0	0	1	2	2	0	3	0	0	0	0	0	0	0	0	0
2016	Chiefs	1	1	6	4	2	0	0	0.0	0.0	0	0	0	0	0	1	0	0	0	0	0	0	0	0	0
2017	Chiefs	1	1	4	4	0	2	3	0.0	0.0	0	1	28	28	0	1	0	0	0	0	0	0	0	0	0
2018	Rams	3	3	11	8	3	1	1	0.0	0.0	0	0	0	0	0	2	0	0	0	0	0	0	0	0	0
2019	Ravens	1	1	2	2	0	1	1	0.0	0.0	0	0	0	0	0	1	0	0	0	0	0	0	0	0	0
2020	Ravens	2	2	9	7	2	0	0	0.0	0.0	0	1	13	13	0	1	0	0	0	0	0	0	0	0	0
<b>NFL TOTALS</b>		<b>10</b>	<b>10</b>	<b>41</b>	<b>31</b>	<b>10</b>	<b>4</b>	<b>5</b>	<b>0.0</b>	<b>0.0</b>	<b>0</b>	<b>3</b>	<b>43</b>	<b>28</b>	<b>0</b>	<b>9</b>	<b>0</b>	<b>0</b>	<b>0</b>	<b>0</b>	<b>0</b>	<b>0</b>	<b>0</b>	<b>0</b>	<b>0</b>

### SINGLE-GAME HIGHS- DEFENSIVE

**Total Tackles** 8 at Los Angeles Rams, Nov 25, 2019  
...1 more at 8.

**Sacks** 1.0 vs. Cincinnati Bengals, Oct 11, 2020

**Passes Defensed** 4 at Carolina Panthers, Nov 13, 2016  
...3 more at 4.

**Forced Fumbles** 1 at Cleveland Browns, Dec 14, 2020  
...9 more at 1.

**Fumble Recoveries** 1 vs. Pittsburgh Steelers, Nov 01, 2020  
...7 more at 1.

**Tackles For Loss** 1 at New England Patriots, Nov 15, 2020  
...5 more at 1.

**Interceptions** 2 vs. Los Angeles Chargers, Dec 16, 2017  
...3 more at 2.

**Interception Return Yards** 93 at Baltimore Ravens, Dec 20, 2015

### 2020 GAME-BY-GAME REGULAR-SEASON STATISTICS [RAVENS]

DATE	OPPONENT	P/S	TACKLES							INTERCEPTIONS					FUMBLES			ST			MISC		W/L	SCORE			
			TK	S	A	SK	YDS	TFL	YDS	QBH	NO	YDS	LG	TD	PD	FF	FR	YDS	TK	S	A	FF			FR	S	A
09/13	Browns	S	3	3	0	0.0	0.0	0	0	0	0	0	0	0	1	0	0	0	0	0	0	0	0	0	0	W	38-6
09/20	at Texans	S	3	2	1	0.0	0.0	0	0	0	1	9	9	0	2	0	0	0	0	0	0	0	0	0	0	W	33-16
09/28	Chiefs	S	4	3	1	0.0	0.0	0	0	0	0	0	0	0	0	0	0	0	0	0	0	0	0	0	L	20-34	
10/04	at Washington	S	2	2	0	0.0	0.0	0	0	0	0	0	0	0	0	0	1	-3	0	0	0	0	0	0	W	31-17	
10/11	Bengals	S	4	4	0	1.0	10.0	0	0	1	1	12	12	0	1	1	0	0	0	0	0	0	0	0	W	27-3	
10/18	at Eagles	S	3	3	0	0.0	0.0	0	0	0	0	0	0	0	0	0	0	0	0	0	0	0	0	0	W	30-28	
11/01	Steelers	S	5	3	2	0.0	0.0	0	0	0	0	0	0	0	1	1	1	0	0	0	0	0	0	0	L	24-28	
11/08	at Colts	S	5	4	1	0.0	0.0	0	0	0	1	-4	-4	0	1	1	0	0	0	0	0	0	0	0	W	24-10	
11/15	at Patriots	S	3	3	0	0.0	0.0	1	2	0	0	0	0	0	0	0	0	0	0	0	0	0	0	0	L	17-23	
11/22	Titans	S	3	3	0	0.0	0.0	0	0	0	0	0	0	0	0	0	0	0	0	0	0	0	0	0	L	24-30+	
12/02	at Steelers	S	6	6	0	0.0	0.0	0	0	0	0	0	0	0	2	0	0	0	0	0	0	0	0	0	L	14-19	
12/08	Cowboys	S	5	5	0	0.0	0.0	0	0	0	0	0	0	0	0	0	0	0	0	0	0	0	0	0	W	34-17	
12/14	at Browns	S	5	4	1	0.0	0.0	0	0	0	0	0	0	0	0	1	0	0	0	0	0	0	0	0	W	47-42	
12/20	Jaguars																								W	40-14	
12/27	Giants																								W	27-13	
01/03	at Bengals	S	1	1	0	0.0	0.0	0	0	0	1	0	0	0	1	0	0	0	0	0	0	0	0	0	W	38-3	
<b>2020 TOTALS</b>		<b>14-14</b>	<b>52</b>	<b>46</b>	<b>6</b>	<b>1.0</b>	<b>10.0</b>	<b>1</b>	<b>2</b>	<b>1</b>	<b>4</b>	<b>17</b>	<b>12</b>	<b>0</b>	<b>9</b>	<b>4</b>	<b>2</b>	<b>-3</b>	<b>0</b>	<b>0</b>	<b>0</b>	<b>0</b>	<b>0</b>	<b>0</b>	<b>0</b>	<b>11-5</b>	

+ - Overtime

### 2020 GAME-BY-GAME POSTSEASON STATISTICS [RAVENS]

DATE	OPPONENT	P/S	TACKLES							INTERCEPTIONS					FUMBLES			ST			MISC		W/L	SCORE			
			TK	S	A	SK	YDS	TFL	YDS	QBH	NO	YDS	LG	TD	PD	FF	FR	YDS	TK	S	A	FF			FR	S	A
01/10	at Titans	S	4	4	0	0.0	0.0	0	0	0	1	13	13	0	1	0	0	0	0	0	0	0	0	0	0	W	20-13
01/16	at Bills	S	5	3	2	0.0	0.0	0	0	0	0	0	0	0	0	0	0	0	0	0	0	0	0	0	0	L	3-17
<b>2020 TOTALS</b>		<b>2-2</b>	<b>9</b>	<b>7</b>	<b>2</b>	<b>0.0</b>	<b>0.0</b>	<b>0</b>	<b>0</b>	<b>0</b>	<b>1</b>	<b>13</b>	<b>13</b>	<b>0</b>	<b>1</b>	<b>0</b>	<b>0</b>	<b>0</b>	<b>0</b>	<b>0</b>	<b>0</b>	<b>0</b>	<b>0</b>	<b>0</b>	<b>0</b>	<b>1-1</b>	





# 74 TYRE PHILLIPS

GUARD/TACKLE

6-5 | 330

COLLEGE: MISSISSIPPI STATE

BORN: 1/29/97, GRENADA, MS

EXP. (NFL/RAVENS): 2/2

GP/GS (PLAYOFFS): 12/8 (2/2)



## — KEY TRANSACTIONS —

- Activated from Injured Reserve/Designated to Return on 11/30/20
- Placed on Injured Reserve (ankle) on 11/3/20
- Tyre Phillips was selected by the Ravens in the third round (106th overall) of the 2020 NFL Draft... Was the fourth player picked by Baltimore in the third round (DT Justin Madubuike, WR Devin Duvernay and LB Malik Harrison)

## — CAREER HIGHLIGHTS —

- Saw action in 12 games (eight starts) between RG and RT during his rookie campaign in 2020... Helped block for the NFL's No. 1 rushing attack (191.9 ypg), which produced the third-most yards (3,071) ever in a 16-game NFL season... Baltimore owned the seventh-best scoring offense (29.3 ppg) and fourth-best third-down offense (48.8%)... The Ravens also tallied a franchise-record 24 rushing TDs
- Saw action at RT and helped block for an offense that totaled a franchise-record 404 rushing yards in the 38-3 win at Cin. (1/3/21)... The 404 rushing yards stand as the fourth most in an NFL game since 1950 and the second most since the 1970 merger
- Made his NFL debut and first-career start in the season-opening win vs. Cle. (9/13)... Helped block for QB Lamar Jackson, who completed 20-of-25 (80%) passes for 275 yards and 3 TDs, producing a 152.1 passer rating

## — PERSONAL —

- Is an accomplished musician who plays the piano and trumpet... Began playing piano at the age of 3
- Much of his musical talent was acquired playing the keyboard at church, where his father, James, is a pastor
- Would like to someday work as an occupational therapist for children with special needs
- Graduated with a degree in human development and family sciences from Mississippi State

## 2020: (BALTIMORE RAVENS – 12/8, 2/2)

- Saw action in 12 games (eight starts) between RG and RT during his rookie campaign... Helped block for the NFL's No. 1 rushing attack (191.9 ypg), which produced the third-most yards (3,071) ever in a 16-game NFL season... Baltimore owned the seventh-best scoring offense (29.3 ppg) and fourth-best third-down offense (48.8%)... The Ravens also tallied a franchise-record 24 rushing TDs

- Started at RT in his postseason debut and helped block for an offense that totaled a postseason franchise-record 236 rushing yards and a 6.7 yards-per-carry mark in the 20-13 Wild Card Playoff win at Ten. (1/10/21)... Also helped the Ravens convert on 7-of-13 (54%) third downs
- Saw action at RT and helped block for an offense that totaled a franchise-record 404 rushing yards in the 38-3 win at Cin. (1/3/21)... The 404 rushing yards stand as the fourth most in an NFL game since 1950 and the second most since the 1970 merger... Baltimore registered its fifth-consecutive victory to earn the franchise's third-straight playoff berth... Blocks for a rushing attack that has topped 100-rushing yards in 39-consecutive games, marking the second-longest streak of its kind in NFL history
- Saw action at RT and helped block for an offense that totaled 249 rushing yards in the 27-13 win vs. NYG (12/27)
- Saw action at RT and helped block for an offense that totaled 250 passing yards and 159 rushing yards in the 40-14 win vs. Jax. (12/20)... Also helped the offense convert on 8-of-12 third downs and notch 40 points for the second-straight week
- Started at RT and helped the offense produce 231 rushing yards and a franchise-tying 5 rushing TDs in the 47-42 win at Cle. (12/14)
- Started at RT and helped the offense produce a season-high 294 rushing yards (the fourth most in single-game franchise history), including a 2020 NFL single-game high 5 rushes of 20+ yards, vs. Dal. (12/8)
- Started at RG vs. Pit (11/1), before leaving the game in the first quarter with an ankle injury... Did not return
- Started at RG and helped the offense produce 182 rushing yards on 37 carries (4.9 avg) in the 30-28 win at Phi. (10/18)... Helped QB Lamar Jackson (108) record his seventh-career 100-yard rushing game
- Helped pave the way for Baltimore's rushing attack to gain 230 yards in the 33-16 win at Hou. (9/20)... Also blocked for QB Lamar Jackson, who completed 18-of-24 passes (75%) for 204 yards and 1 TD
- Made his NFL debut and first-career start in the season-opening win vs. Cle. (9/13)... Helped block for QB Lamar Jackson, who completed 20-of-25 (80%) passes for 275 yards and 3 TDs, producing a 152.1 passer rating... Jackson also added a team-high 45 rushing yards on 7 carries (6.4 avg.)

## — COLLEGE —

- Played in 26 career games (13 starts) at Mississippi State, where in 2019, he developed into one of the SEC's top offensive linemen

# 74 TYRE PHILLIPS

- In his first starting season (2019) at MSU, started all 13 games at LT, seeing action in a team-high 821 snaps (819 at LT and 2 at LG)
- In 2019, earned the highest offensive grade among MSU O-linemen and the second-highest offensive grade on the team from *Pro Football Focus College* (80.1)
- Prior to joining MSU, spent two seasons (2015-16) playing guard for a record-breaking East Mississippi Community College offense
- Was a member of the National Football Foundation Hampshire Honor Society (2020), participated in the Senior Bowl (2020) and was three-time Fall SEC Academic Honor Roll recipient (2017-19)

## — HIGH SCHOOL —

- Prepped at Grenada (MS) HS, where he played basketball but didn't play a full season of football until his senior year
- For much of his high school career, played trumpet in the marching band during halftime of football games

### TYRE PHILLIPS' NFL REGULAR SEASON STATISTICS

DATE	TEAM	GP	GS
2020	Ravens	12	8
<b>NFL TOTALS</b>		<b>12</b>	<b>8</b>

### TYRE PHILLIPS' NFL POSTSEASON STATISTICS

DATE	TEAM	GP	GS
2020	Ravens	2	2
<b>NFL TOTALS</b>		<b>2</b>	<b>2</b>

### 2020 GAME-BY-GAME REGULAR-SEASON STATISTICS [RAVENS]

DATE	OPPONENT	P/S		W/L	SCORE
09/13	Browns	S		W	38-6
09/20	at Texans	S		W	33-16
09/28	Chiefs	S		L	20-34
10/04	at Washington	S		W	31-17
10/11	Bengals		ON INACTIVE LIST	W	27-3
10/18	at Eagles	S		W	30-28
11/01	Steelers	S		L	24-28
11/08	at Colts		INJURED RESERVE	W	24-10
11/15	at Patriots		INJURED RESERVE	L	17-23
11/22	Titans		INJURED RESERVE	L	24-30+
12/02	at Steelers	P		L	14-19
12/08	Cowboys	S		W	34-17
12/14	at Browns	S		W	47-42
12/20	Jaguars	P		W	40-14
12/27	Giants	P		W	27-13
01/03	at Bengals	P		W	38-3
<b>2020 TOTALS</b>		<b>12-8</b>		<b>11-5</b>	

+ - Overtime

### 2020 GAME-BY-GAME POSTSEASON STATISTICS [RAVENS]

DATE	OPPONENT	P/S		W/L	SCORE
01/10	at Titans	S		W	20-13
01/16	at Bills	S		L	3-17
<b>2020 TOTALS</b>		<b>2-2</b>		<b>1-1</b>	





# 72 BEN POWERS

GUARD  
6-4 | 310

COLLEGE: OKLAHOMA

BORN: 10/29/96, WICHITA, KS

EXP. (NFL/RAVENS): 3/3

GP/GS (PLAYOFFS): 17/7 (2/2)



## — KEY TRANSACTIONS —

- Ben Powers was selected by the Baltimore Ravens in the fourth round (123rd overall) of the 2019 NFL Draft...Was the second (RB Justice Hill and CB Iman Marshall) of three picks in the round

## — CAREER HIGHLIGHTS —

- Blocks for a rushing attack that has topped 100 rushing yards in 39-consecutive games, marking the second-longest streak of its kind in NFL history (Pittsburgh – 43 games, 1974-77)
- Appeared in all 16 games (seven starts) in 2020, helping block for the NFL's No. 1 rushing attack (191.9 ypg), which produced the third-most yards (3,071) ever in a 16-game NFL season... Baltimore owned the seventh-best scoring offense (29.3 ppg) and fourth-best third-down offense (48.8%)... The Ravens also tallied a franchise-record 24 rushing TDs
- Saw action at right guard in his first-career NFL game in the 28-10 victory vs. Pit. (12/29/19)...Helped the Ravens set a new NFL single-season team record for rushing yards (3,296) by producing 223 against the Steelers

## — PERSONAL —

- Powers' draft selection was announced by the late Mo Gaba, a then-13-year-old Ravens' superfan who survived cancer three times, became blind at the age of nine months and passed away in July 2020 following his fourth battle with the disease...The inspirational Gaba became the first person ever to read an NFL Draft pick using Braille (2019)...The draft card is on display at the Hall of Fame in Canton, OH, where Gaba's legacy will live on forever
- Majored in management at Oklahoma
- Is best friends with former Ravens T Orlando Brown Jr.

## 2020: (BALTIMORE RAVENS – 16/7, 2/2)

- Appeared in all 16 games (seven starts), helping block for the NFL's No. 1 rushing attack (191.9 ypg), which produced the third-most yards (3,071) ever in a 16-game NFL season... Baltimore owned the seventh-best scoring offense (29.3 ppg) and fourth-best third-down offense (48.8%)... The Ravens also tallied a franchise-record 24 rushing TDs
- Started at RG in his postseason debut and helped block for an offense that totaled a postseason franchise-record 236 rushing yards and a 6.7 yards-per-carry mark in the 20-13 Wild Card Playoff win at Ten. (1/10/21)...Also helped the Ravens convert on 7-of-13 (54%) third downs

- Started at RG and helped block for an offense that totaled a franchise-record 404 rushing yards in the 38-3 win at Cin. (1/3/21)...The 404 rushing yards stand as the fourth most in an NFL game since 1950 and the second most since the 1970 merger... Baltimore registered its fifth-consecutive victory to earn the franchise's third-straight playoff berth
- Started at RG and helped block for an offense that totaled 249 rushing yards in the 27-13 win vs. NYG (12/27)
- Started at RG and helped block for an offense that totaled 250 passing yards and 159 rushing yards in the 40-14 win vs. Jax. (12/20)...Also helped the offense convert on 8-of-12 third downs and notch 40 points for the second-straight week
- Started at RG and helped the offense produce 231 rushing yards and a franchise-tying 5 rushing TDs in the 47-42 win at Cle. (12/14)
- Started at RG and helped the offense produce a season-high 294 rushing yards (the fourth most in single-game franchise history), including a 2020 NFL single-game high 5 rushes of 20+ yards, vs. Dal. (12/8)
- Made his first-career start (RG), blocking for an offense that produced 129 rushing yards vs. Ten. (11/22)...Helped push the pile on RB J.K. Dobbins' 1-yard TD run, giving Baltimore its first lead of the game
- Saw time at RG, filling in for the injured G Tyre Phillips (shoulder) and helped the Ravens produce 161 rushing yards on 24 attempts (6.7 avg) in the 27-3 win vs. Cin. (10/11)

## 2019: (BALTIMORE RAVENS – 1/0, 0/0)

- Saw action at right guard in his first-career NFL game in the 28-10 victory vs. Pit. (12/29)...Helped the Ravens set a new NFL single-season team record for rushing yards (3,296) by producing 223 against the Steelers
- Was a gameday inactive in Weeks 1-16

## — COLLEGE —

- A three-year starter at Oklahoma, Powers appeared in 38 career games (35 starts) for the Sooners
- A versatile guard who played primarily on the left side
- Member of an offensive line that earned the 2018 Joe Moore Award, given to the most outstanding O-line in college football
- Blocked for two Heisman Trophy-winning quarterbacks in Kyler Murray (2018) and Baker Mayfield (2017)
- Appeared in the College Football Playoffs with Oklahoma in each of his last two seasons (2017-18)



# 72 BEN POWERS

## — HIGH SCHOOL —

- Awarded first-team All-Big 12 (2018), AFCA first-team All-America (2018), FWAA first-team All-America (2018), *Sporting News* first-team All-America (2018), Walter Camp first-team All-America (2018), Outland Trophy Semifinalist (2018), second-team All-Big 12 (2016-17), first-team Academic All-Big 12 (2016-18)
- Prepped at Kapaun Mt. Carmel (Wichita, KS) HS, where he lettered in football
- Did not receive any major collegiate offers coming out of high school, but reinvented himself in one year at Butler CC and became a highly-sought-after Division I prospect
- Was the state runner-up in wrestling (285 pounds) after only two years of competing



## — POWERS' COMMUNITY IMPACT —

- Participated in the Ravens' Signature Project with M&T Bank to renovate the facility and visit with children at the Webster Kendrick Boys & Girls Club in Baltimore (2019)
- Participated in Ravens' Inaugural Caw to Action – a celebration of the NFL's Huddle for 100 efforts through Sorting Food donations at Anne Arundel County Food Bank

### BEN POWERS' NFL REGULAR SEASON STATISTICS

DATE	TEAM	GP	GS
2019	Ravens	1	0
2020	Ravens	16	7
<b>NFL TOTALS</b>		<b>17</b>	<b>7</b>

### BEN POWERS' NFL POSTSEASON STATISTICS

DATE	TEAM	GP	GS
2019	Ravens	0	0
2020	Ravens	2	2
<b>NFL TOTALS</b>		<b>2</b>	<b>2</b>

### 2020 GAME-BY-GAME REGULAR-SEASON STATISTICS [RAVENS]


DATE	OPPONENT	P/S	W/L	SCORE
09/13	Browns	P	W	38-6
09/20	at Texans	P	W	33-16
09/28	Chiefs	P	L	20-34
10/04	at Washington	P	W	31-17
10/11	Bengals	P	W	27-3
10/18	at Eagles	P	W	30-28
11/01	Steelers	P	L	24-28
11/08	at Colts	P	W	24-10
11/15	at Patriots	P	L	17-23
11/22	Titans	S	L	24-30+
12/02	at Steelers	S	L	14-19
12/08	Cowboys	S	W	34-17
12/14	at Browns	S	W	47-42
12/20	Jaguars	S	W	40-14
12/27	Giants	S	W	27-13
01/03	at Bengals	S	W	38-3
<b>2020 TOTALS</b>		<b>16-7</b>	<b>11-5</b>	

+ - Overtime

### 2020 GAME-BY-GAME POSTSEASON STATISTICS [RAVENS]

DATE	OPPONENT	P/S	W/L	SCORE
01/10	at Titans	S	W	20-13
01/16	at Bills	S	L	3-17
<b>2020 TOTALS</b>		<b>2-2</b>	<b>1-1</b>	





# 11

# JAMES PROCHE II

WIDE RECEIVER  
5-11 | 201

COLLEGE: SOUTHERN METHODIST

BORN: 9/20/96, DALLAS, TX

EXP. (NFL/RAVENS): 2/2

GP/GS (PLAYOFFS): 14/0



### — KEY TRANSACTIONS —

- James Proche II was selected by the Ravens in the sixth round (201st overall) of the 2020 NFL Draft

### — HONORS —

- PFWA All-Rookie Team as a punt returner (2020)

### — CAREER HIGHLIGHTS —

- Saw action in 14 games as a rookie in 2020, contributing mostly on special teams (as the primary punt returner for most of the year)...Returned 23 punts for 198 yards (8.6 avg), while adding 1 reception for 14 yards...Earned PFWA All-Rookie special teams honors
- Registered his first-career NFL catch, gaining 14 yards on a third-and-7 in the third quarter vs. Ten. (11/22/20)
- In his NFL debut, posted 2 PRs for 26 yards, including a 17-yarder, in the season-opening win vs. Cle. (9/13/20)

### — PERSONAL —

- Mentored by Hall of Fame CB Deion Sanders...Spent two years at Prime Prep Academy (TX), co-founded by Sanders, before transferring to DeSoto (TX) HS for his senior year of high school
- Nickname is "Channel 3"
- Is an avid photographer
- Originally grew up playing soccer
- Graduated with a degree in sociology
- Last name is pronounced: pro-SHAY**

### 2020: (BALTIMORE RAVENS – 14/0, 0/0)

- Saw action in 14 games as a rookie, contributing mostly on special teams (as the primary punt returner for most of the year)...Returned 23 punts for 198 yards (8.6 avg), while adding 1 reception for 14 yards...Earned PFWA All-Rookie special teams honors

- Registered his first-career NFL catch, gaining 14 yards on a third-and-7 in the third quarter vs. Ten. (11/22)
- In his NFL debut, posted 2 PRs for 26 yards, including a 17-yarder, in the season-opening win vs. Cle. (9/13)

### — COLLEGE —

- Appeared in 50 games (41 starts) in his four-year career as a Mustang (2016-19)
- He set SMU career records for receptions (301), receiving yards (3,949), receiving TDs (39), all-purpose yards (4,996) and consecutive games with a receiving TD (12)
- In 2019, registered an FBS-leading 111 reception
- Also tallied a team-high 1,225 receiving yards (13th in FBS) and 15 TDs (fourth in FBS) in 2019
- As a junior in 2018, led the AAC and was in the Top 12 nationally in receptions per game (7.8, fifth), receiving TDs (12, eighth), receiving yards per game (99.9, 10th) and receiving yards (1,199, 12th)
- Tallied 31 KORs (615 yards) and 50 PRs (382 yards) in four seasons at Southern Methodist
- Averaged 13.1 yards per catch and 79.0 receiving yards per game during his SMU career
- Grabbed an 86-yard reception at UCF, tying for the sixth-longest pass play in school history
- Was named Dave Campbell's Texas Football Offensive Player of the Year (2019) and earned first-team All-AAC (2018-19) honors...Was also named a Biletnikoff Award semifinalist (2019), Earl Campbell Tyler Rose Award semifinalist (2019) and freshman All-American honorable mention by *Campus Insiders* (2016)

### — HIGH SCHOOL —

- Finished his prep career at DeSoto (TX) HS, where he caught 18 passes for 335 yards and 1 TD in just seven games in 2014...Added 15 PRs for 227 yards and 1 TD
- A four-star ESPN recruit who ranked as the nation's No. 38 wideout and the No. 52 player in Texas by ESPN.com

### JAMES PROCHE II'S NFL REGULAR SEASON RUSHING/RECEIVING STATISTICS

DATE	TEAM	RECEIVING								RUSHING				
		GP	GS	NO.	YDS.	AVG.	LG	TD	NO.	YDS.	AVG.	LG	TD	
2020	Ravens	14	0	1	14	14.0	14	0	0	0	0.0	0	0	
<b>NFL TOTALS</b>		<b>14</b>	<b>0</b>	<b>1</b>	<b>14</b>	<b>14.0</b>	<b>14</b>	<b>0</b>	<b>0</b>	<b>0</b>	<b>0.0</b>	<b>0</b>	<b>0</b>	

### JAMES PROCHE II'S NFL POSTSEASON RUSHING/RECEIVING STATISTICS

DATE	TEAM	RECEIVING								RUSHING				
		GP	GS	NO.	YDS.	AVG.	LG	TD	NO.	YDS.	AVG.	LG	TD	
2020	Ravens	0	0	0	0	0.0	0	0	0	0	0.0	0	0	
<b>NFL TOTALS</b>		<b>0</b>	<b>0</b>	<b>0</b>	<b>0</b>	<b>0.0</b>	<b>0</b>	<b>0</b>	<b>0</b>	<b>0</b>	<b>0.0</b>	<b>0</b>	<b>0</b>	

# 11 JAMES PROCHE II

## JAMES PROCHE II'S NFL REGULAR SEASON RETURN STATISTICS

KICKOFF RETURNS							PUNT RETURNS					
DATE	TEAM	RET.	YDS.	AVG.	LG	TD	NO.	FC	YDS.	AVG.	LG	TD
2020	Ravens	0	0	0.0	0	0	23	16	198	8.6	20	0
<b>NFL TOTALS</b>		<b>0</b>	<b>0</b>	<b>0.0</b>	<b>0</b>	<b>0</b>	<b>23</b>	<b>16</b>	<b>198</b>	<b>8.6</b>	<b>20</b>	<b>0</b>

## JAMES PROCHE II'S NFL POSTSEASON RETURN STATISTICS

KICKOFF RETURNS							PUNT RETURNS					
DATE	TEAM	RET.	YDS.	AVG.	LG	TD	NO.	FC	YDS.	AVG.	LG	TD
2020	Ravens	0	0	0.0	0	0	0	0	0	0.0	0	0
<b>NFL TOTALS</b>		<b>0</b>	<b>0</b>	<b>0.0</b>	<b>0</b>	<b>0</b>	<b>0</b>	<b>0</b>	<b>0</b>	<b>0.0</b>	<b>0</b>	<b>0</b>

### SINGLE-GAME HIGHS: RUSHING/RECEIVING

#### Receptions

1 vs. Tennessee Titans, Nov 22, 2020

#### Receiving Yards

14 vs. Tennessee Titans, Nov 22, 2020

#### Longest Receptions

14 vs. Tennessee Titans, Nov 22, 2020

#### All-Purpose Yards

43 at Philadelphia Eagles, Oct 18, 2020

#### Fair Catches

3 at New England Patriots, Nov 15, 2020

...1 more at 3.

#### Punt Return Yards

43 at Philadelphia Eagles, Oct 18, 2020

#### Longest Punt Return

20 vs. Jacksonville Jaguars, Dec 20, 2020

#### Punt Returns

5 at Philadelphia Eagles, Oct 18, 2020

## 2020 GAME-BY-GAME REGULAR-SEASON STATISTICS (RAVENS)

DATE	OPPONENT	P/S	RECEIVING					RUSHING					W/L	SCORE	
			NO.	YDS.	AVG.	LG	TD	NO.	YDS.	AVG.	LG	TD			
09/13	Browns	P	0	0	0.0	0	0	0	0	0.0	0	0	0	W	38-6
09/20	at Texans	P	0	0	0.0	0	0	0	0	0.0	0	0	0	W	33-16
09/28	Chiefs	P	0	0	0.0	0	0	0	0	0.0	0	0	0	L	20-34
10/04	at Washington	P	0	0	0.0	0	0	0	0	0.0	0	0	0	W	31-17
10/11	Bengals	P	0	0	0.0	0	0	0	0	0.0	0	0	0	W	27-3
10/18	at Eagles	P	0	0	0.0	0	0	0	0	0.0	0	0	0	W	30-28
11/01	Steelers	P	0	0	0.0	0	0	0	0	0.0	0	0	0	L	24-28
11/08	at Colts	P	0	0	0.0	0	0	0	0	0.0	0	0	0	W	24-10
11/15	at Patriots	P	0	0	0.0	0	0	0	0	0.0	0	0	0	L	17-23
11/22	Titans	P	1	14	14.0	14	0	0	0	0.0	0	0	0	L	24-30+
12/02	at Steelers	P	0	0	0.0	0	0	0	0	0.0	0	0	0	L	14-19
12/08	Cowboys	P	0	0	0.0	0	0	0	0	0.0	0	0	0	W	34-17
12/14	at Browns	P	0	0	0.0	0	0	0	0	0.0	0	0	0	W	47-42
12/20	Jaguars	P	0	0	0.0	0	0	0	0	0.0	0	0	0	W	40-14
12/27	Giants												0	W	27-13
01/03	at Bengals												0	W	38-3
<b>2020 TOTALS</b>		<b>14-0</b>	<b>1</b>	<b>14</b>	<b>14.0</b>	<b>14</b>	<b>0</b>	<b>0</b>	<b>0</b>	<b>0.0</b>	<b>0</b>	<b>0</b>	<b>0</b>	<b>11-5</b>	

+ - Overtime

## 2020 GAME-BY-GAME POSTSEASON STATISTICS (RAVENS)

DATE	OPPONENT	P/S	RECEIVING					RUSHING					W/L	SCORE	
			NO.	YDS.	AVG.	LG	TD	NO.	YDS.	AVG.	LG	TD			
01/10	at Titans												0	W	20-13
01/16	at Bills												0	L	3-17
<b>2020 TOTALS</b>		<b>0-0</b>	<b>0</b>	<b>0</b>	<b>0.0</b>	<b>0</b>	<b>0</b>	<b>0</b>	<b>0</b>	<b>0.0</b>	<b>0</b>	<b>0</b>	<b>0</b>	<b>1-1</b>	



# 11 JAMES PROCHE II

## 2020 GAME-BY-GAME REGULAR-SEASON STATISTICS [RAVENS]

DATE	OPPONENT	P/S	KICKOFF RETURNS					PUNT RETURNS					W/L	SCORE	
			RET	YDS	AVG	LG	TD	NO	FC	YDS	AVG	LG			TD
09/13	Browns	P	0	0	0.0	0	0	2	0	26	13.0	17	0	W	38-6
09/20	at Texans	P	0	0	0.0	0	0	1	2	8	8.0	8	0	W	33-16
09/28	Chiefs	P	0	0	0.0	0	0	1	0	16	16.0	16	0	L	20-34
10/04	at Washington	P	0	0	0.0	0	0	3	2	28	9.3	13	0	W	31-17
10/11	Bengals	P	0	0	0.0	0	0	3	2	10	3.3	10	0	W	27-3
10/18	at Eagles	P	0	0	0.0	0	0	5	0	43	8.6	11	0	W	30-28
11/01	Steelers	P	0	0	0.0	0	0	1	3	15	15.0	15	0	L	24-28
11/08	at Colts	P	0	0	0.0	0	0	2	0	13	6.5	9	0	W	24-10
11/15	at Patriots	P	0	0	0.0	0	0	0	3	0	0.0	0	0	L	17-23
11/22	Titans	P	0	0	0.0	0	0	1	1	7	7.0	7	0	L	24-30+
12/02	at Steelers	P	0	0	0.0	0	0	2	2	9	4.5	9	0	L	14-19
12/08	Cowboys	P	0	0	0.0	0	0	0	1	0	0.0	0	0	W	34-17
12/14	at Browns	P	0	0	0.0	0	0	0	0	0	0.0	0	0	W	47-42
12/20	Jaguars	P	0	0	0.0	0	0	2	0	23	11.5	20	0	W	40-14
12/27	Giants													W	27-13
01/03	at Bengals													W	38-3
<b>2020 TOTALS</b>			<b>14-0</b>	<b>0</b>	<b>0</b>	<b>0.0</b>	<b>0</b>	<b>0</b>	<b>23</b>	<b>16</b>	<b>198</b>	<b>8.6</b>	<b>20</b>	<b>0</b>	<b>11-5</b>

+ - Overtime

## 2020 GAME-BY-GAME POSTSEASON STATISTICS [RAVENS]

DATE	OPPONENT	P/S	KICKOFF RETURNS					PUNT RETURNS					W/L	SCORE	
			RET	YDS	AVG	LG	TD	NO	FC	YDS	AVG	LG			TD
01/10	at Titans													W	20-13
01/16	at Bills													L	3-17
<b>2020 TOTALS</b>			<b>0-0</b>	<b>0</b>	<b>0</b>	<b>0.0</b>	<b>0</b>	<b>0</b>	<b>0</b>	<b>0</b>	<b>0</b>	<b>0.0</b>	<b>0</b>	<b>0</b>	<b>1-1</b>





# 6

# PATRICK QUEEN

COLLEGE: LOUISIANA STATE

INSIDE LINEBACKER

BORN: 8/13/99, VENTRESS, LA

6-0 | 232

EXP. (NFL/RAVENS): 2/2

GP/GS (PLAYOFFS): 16/16 (2/1)



### — KEY TRANSACTIONS —

- Patrick Queen was selected by the Ravens in the first round (28th overall) of the 2020 NFL Draft

### — HONORS —

- PFWA All-Rookie Team (2020)
- AFC Defensive Player of the Week (Week 5, 2020)

### — CAREER HIGHLIGHTS —

- Started all 16 games in which he played in as a rookie in 2020, posting a team-high 105 tackles (65 solo), 3 sacks, 9 TFL, 10 QBHs, 2 FFs, 2 FRs, 1 INT and 1 PD...Returned one of his FRs 53 yards for a TD...Helped Baltimore's defense rank No. 2 in both points allowed (18.9) and third-down efficiency (34.0%), also posting an NFL-high 25 FFs...Also earned PFWA All-Rookie honors
- In 2020, was the NFL's only defender with at least 70 tackles, 3 sacks, 2 FFs, 2 FRs, 1 INT and 1 defensive TD
- Became the first rookie since at least 2000 (when data became available) to record at least 100 tackles (105), 2 sacks (3), 1 FF (2) and 1 defensive TD (1)
- At 21 years, 1 month, became the second-youngest Raven ever to start a game (Jamal Lewis in 2000; 21 years, 18 days), in the season-opening win vs. Cle. (9/13/20)

### — PERSONAL —

- Father, Dwayne, played CB at Nicholls State
- Following LSU's National Championship victory, the town of New Road, LA, held a parade for Queen and presented him with a key to the city (2020)...Queen was honored along with good friend and former high school teammate Stephen Guidry, who attended Mississippi State and was signed as an undrafted free agent by the Dallas Cowboys
- Player he most enjoys facing in the NFL is former LSU teammate and current Bengals QB Joe Burrow, who was selected No. 1 overall in the 2020 draft
- Was a standout high school baseball player (left fielder) and considered walking on to LSU's baseball team
- Pre-game ritual is to listen to Phil Collins' "In the Air Tonight" just prior to walking out on the field
- Grew up a fan of Ray Lewis and always dreamed about playing for the Ravens' defense
- New Ravens teammate QB Lamar Jackson labeled Queen as "Ray Lewis Jr." following the team's first-round selection via an Instagram live
- Spent many summers training with his father, who would have Patrick do sled pulls on a Mississippi River levee
- Majored in sport administration at LSU

### 2020: (BALTIMORE RAVENS – 16/16, 2/1)

- Started all 16 games in which he played in as a rookie, posting a team-high 105 tackles (65 solo), 3 sacks, 9 TFL, 10 QBHs, 2 FFs, 2 FRs, 1 INT and 1 PD...Returned one of his FRs 53 yards for a TD...Is the first rookie since at least 2000 (when data became available) to record at least 100 tackles (105), 2 sacks (3), 1 FF (2) and 1 defensive TD (1)...Helped Baltimore's defense rank No. 2 in both points allowed (18.9) and third-down efficiency (34.0%), also posting an NFL-high 25 FFs...Also earned PFWA All-Rookie honors
- Made his postseason debut in the 20-13 Wild Card Playoff win at Ten. (1/10/21)...Posted 2 solo tackles and 1 QBH, helping limit Tennessee to 4-of-12 (33%) on third down and hold Derrick Henry to 40 rushing yards on 18 carries (2.2 ypc)
- Registered 4 tackles (2 solo) and 1 TFL in the 38-3 win at Cin. (1/3/21), helping limit the Bengals' passing attack to 48 yards, marking the fewest net passing yards allowed in Ravens single-game franchise history...The defense held starting QB Brandon Allen to a passer rating of 0.0, marking the third time in franchise history that feat has been accomplished (Nathan Peterman – 9/9/18; Eli Manning 12/12/04)...Baltimore registered its fifth-consecutive victory to earn the franchise's third-straight playoff berth
- Tallied 6 tackles (4 solo), 1 sack, a team-high 3 TFL and 2 QBHs in the 40-14 win vs. Jax. (12/20)...Recorded his sack on a fourth-and-5 shotgun play, forcing a turnover on downs...The offense capitalized with a TD on the ensuing possession...Also helped limit Jacksonville's rushing attack to 62 yards on 22 carries (2.8 avg)
- Produced 5 tackles (3 solo) and his first-career INT vs. Dal. (12/8)...On the first play following the INT, WR Miles Boykin secured a career-long 38-yard TD reception
- Tallied a team-high 9 tackles (5 solo), including 1 TFL, at NE (11/15)...Stopped QB Cam Newton 2 yards in the backfield on a third down late in the game, giving Baltimore the ball back and one last opportunity with 1:05 left
- Earned AFC Defensive Player of the Week Honors after a standout performance in which he tied for the team lead with 9 tackles (6 solo) and recorded 1 sack, 1 FF and 2 FRs, including a 52-yard FR-TD, in the 27-3 win vs. Cin. (10/11)...Became the second Ravens rookie to record a sack, FF and FR in a game, joining OLB Terrell Suggs, who accomplished the feat three times during his 2003 Defensive Rookie of the Year campaign...Also became the second NFL defender since 1987 to post 9-plus tackles, at least 2 FRs, 1 sack and 1 defensive TD in a game (ILB Demeco Ryans)



# 6 PATRICK QUEEN

- Totaled a career-high 12 tackles (9 solo) and 3 TFL in the 31-7 win at Was. (10/4)...His 3 TFL are the highest output by a Ravens' rookie since LB C.J. Mosley (3 at NO on 11/24/14)...Also helped limit Washington to 4-of-13 (31%) on third down
- Tallied a team-high 9 tackles (7 solo) in the 33-16 win at Hou. (9/20)...Also helped limit the Texans' offense to 5-for-14 (36%) on third down, en route to Baltimore's 14th-consecutive regular season victory
- At 21 years, 1 month, became the second-youngest Raven ever to start a game (Jamal Lewis in 2000; 21 years, 18 days), in the season-opening win vs. Cle. (9/13)...Tallied a team-high 8 tackles (4 solo), 1 sack and 1 FF in his NFL debut...The FF set up RB J.K. Dobbins' 2-yard TD, which was part of Baltimore's 17 points off turnovers

## — COLLEGE —

- In 41 career games (16 starts), posted 131 tackles (59 solo), 17.5 TFL, 4 sacks, 3 PD, 1 INT and 1 FR
- In his final season (2019) at LSU, tallied a career-high 85 tackles, including 12 TFL and 3 sacks
- Helped lead LSU to a 42-25 victory in the 2020 CFP National Championship Game and an undefeated (15-0) season

- Seven of LSU's 15 wins came against teams ranked in the Top 10
- Helped LSU produce the country's sixth-best third-down defense (29.6%) and rank 31st in total defense (343.5 ypg allowed) in 2019
- A versatile linebacker who was mentored in 2018 by LSU All-American and Butkus Award winner Devin White, who currently plays for Tampa Bay
- Was named Defensive MVP of the 2020 CFP National Championship Game

## — HIGH SCHOOL —

- Was a four-year starter for Livonia (LA) HS, playing both LB and RB
- Tabbed as a finalist for the 2016 Warrick Dunn Award, which is presented to the high school Player of the Year in the Baton Rouge area
- A 3A state champ and 2015 All-State selection, he totaled 1,487 rushing yards and 19 TDs...Also finished with 66 tackles, 7 TFL and 6 PD...Racked up 1,731 all-purpose yards his senior season after adding 255 receiving yards
- Was a four-year starter for the baseball team, batting .380 as the team's leadoff hitter and left fielder



## — QUEEN'S COMMUNITY IMPACT —

- Hosted his inaugural youth football camp in Livonia, LA (2021)
- Participated in the Ravens' virtual celebration video for students from the Class of 2020

### PATRICK QUEEN'S NFL REGULAR SEASON DEFENSIVE STATISTICS

DATE	TEAM	GP	GS	TACKLES							INTERCEPTIONS					FUMBLES			ST				MISC			
				TK	S	A	TFL	YDS	SK	YDS	QBH	NO	YDS	LG	TD	PD	FF	FR	YDS	TK	S	A	FF	FR	S	A
2020	Ravens	16	16	105	65	40	9	19	3.0	17.0	10	1	0	0	0	2	2	2	53	1	1	0	0	0	0	0
<b>NFL TOTALS</b>		<b>16</b>	<b>16</b>	<b>105</b>	<b>65</b>	<b>40</b>	<b>9</b>	<b>19</b>	<b>3.0</b>	<b>17.0</b>	<b>10</b>	<b>1</b>	<b>0</b>	<b>0</b>	<b>0</b>	<b>2</b>	<b>2</b>	<b>2</b>	<b>53</b>	<b>1</b>	<b>1</b>	<b>0</b>	<b>0</b>	<b>0</b>	<b>0</b>	<b>0</b>

### PATRICK QUEEN'S NFL POSTSEASON DEFENSIVE STATISTICS

DATE	TEAM	GP	GS	TACKLES							INTERCEPTIONS					FUMBLES			ST				MISC			
				TK	S	A	TFL	YDS	SK	YDS	QBH	NO	YDS	LG	TD	PD	FF	FR	YDS	TK	S	A	FF	FR	S	A
2020	Ravens	2	1	4	3	1	0	0	0.0	0.0	1	0	0	0	0	0	0	0	0	0	0	0	0	0	0	0
<b>NFL TOTALS</b>		<b>2</b>	<b>1</b>	<b>4</b>	<b>3</b>	<b>1</b>	<b>0</b>	<b>0</b>	<b>0.0</b>	<b>0.0</b>	<b>1</b>	<b>0</b>	<b>0</b>	<b>0</b>	<b>0</b>	<b>0</b>	<b>0</b>	<b>0</b>	<b>0</b>	<b>0</b>	<b>0</b>	<b>0</b>	<b>0</b>	<b>0</b>	<b>0</b>	<b>0</b>

### SINGLE-GAME HIGHS: DEFENSIVE

- Total Tackles** 12 at Washington, Oct 04, 2020
- Sacks** 1.0 vs. Jacksonville Jaguars, Dec 20, 2020  
...2 more at 1.0.
- Passes Defensed** 1 vs. Dallas Cowboys, Dec 08, 2020  
...1 more at 1.
- Forced Fumbles** 1 vs. Cincinnati Bengals, Oct 11, 2020  
...1 more at 1.

- Fumble Recoveries** 2 vs. Cincinnati Bengals, Oct 11, 2020
- Tackles For Loss** 3 vs. Jacksonville Jaguars, Dec 20, 2020  
...1 more at 3.
- Interceptions** 1 vs. Dallas Cowboys, Dec 08, 2020
- Special Teams Tackles** 1 at Pittsburgh Steelers, Dec 02, 2020



# 6 PATRICK QUEEN

## 2020 GAME-BY-GAME REGULAR-SEASON STATISTICS [RAVENS]

DATE	OPPONENT	P/S	TACKLES							INTERCEPTIONS					FUMBLES			ST					MISC		W/L	SCORE		
			TK	S	A	SK	YDS	TFL	YDS	QBH	NO	YDS	LG	TD	PD	FF	FR	YDS	TK	S	A	FF	FR	S			A	
09/13	Browns	S	8	4	4	1.0	7.0	1	7	1	0	0	0	0	0	1	0	0	0	0	0	0	0	0	0	0	W	38-6
09/20	at Texans	S	9	7	2	0.0	0.0	0	0	1	0	0	0	0	0	0	0	0	0	0	0	0	0	0	0	W	33-16	
09/28	Chiefs	S	4	4	0	0.0	0.0	0	0	0	0	0	0	0	0	0	0	0	0	0	0	0	0	0	0	L	20-34	
10/04	at Washington	S	12	9	3	0.0	0.0	3	3	0	0	0	0	0	0	0	0	0	0	0	0	0	0	0	0	W	31-17	
10/11	Bengals	S	9	6	3	1.0	6.0	0	0	1	0	0	0	0	0	1	2	53	0	0	0	0	0	0	0	W	27-3	
10/18	at Eagles	S	2	2	0	0.0	0.0	0	0	2	0	0	0	0	1	0	0	0	0	0	0	0	0	0	0	W	30-28	
11/01	Steelers	S	4	3	1	0.0	0.0	0	0	0	0	0	0	0	0	0	0	0	0	0	0	0	0	0	0	L	24-28	
11/08	at Colts	S	4	3	1	0.0	0.0	0	0	0	0	0	0	0	0	0	0	0	0	0	0	0	0	0	0	W	24-10	
11/15	at Patriots	S	9	5	4	0.0	0.0	1	2	0	0	0	0	0	0	0	0	0	0	0	0	0	0	0	0	L	17-23	
11/22	Titans	S	9	3	6	0.0	0.0	0	0	1	0	0	0	0	0	0	0	0	0	0	0	0	0	0	0	L	24-30+	
12/02	at Steelers	S	8	5	3	0.0	0.0	0	0	0	0	0	0	0	0	0	0	0	1	1	0	0	0	0	0	L	14-19	
12/08	Cowboys	S	5	3	2	0.0	0.0	0	0	0	1	0	0	0	1	0	0	0	0	0	0	0	0	0	0	W	34-17	
12/14	at Browns	S	8	3	5	0.0	0.0	0	0	0	0	0	0	0	0	0	0	0	0	0	0	0	0	0	0	W	47-42	
12/20	Jaguars	S	6	4	2	1.0	4.0	3	7	2	0	0	0	0	0	0	0	0	0	0	0	0	0	0	0	W	40-14	
12/27	Giants	S	4	2	2	0.0	0.0	0	0	2	0	0	0	0	0	0	0	0	0	0	0	0	0	0	0	W	27-13	
01/03	at Bengals	S	4	2	2	0.0	0.0	1	0	0	0	0	0	0	0	0	0	0	0	0	0	0	0	0	0	W	38-3	
<b>2020 TOTALS</b>		<b>16-16</b>	<b>105</b>	<b>65</b>	<b>40</b>	<b>3.0</b>	<b>17.0</b>	<b>9</b>	<b>19</b>	<b>10</b>	<b>1</b>	<b>0</b>	<b>0</b>	<b>0</b>	<b>2</b>	<b>2</b>	<b>2</b>	<b>53</b>	<b>1</b>	<b>1</b>	<b>0</b>	<b>0</b>	<b>0</b>	<b>0</b>	<b>0</b>	<b>11-5</b>		

+ - Overtime

## 2020 GAME-BY-GAME POSTSEASON STATISTICS [RAVENS]

DATE	OPPONENT	P/S	TACKLES							INTERCEPTIONS					FUMBLES			ST					MISC		W/L	SCORE		
			TK	S	A	SK	YDS	TFL	YDS	QBH	NO	YDS	LG	TD	PD	FF	FR	YDS	TK	S	A	FF	FR	S			A	
01/10	at Titans	P	2	2	0	0.0	0.0	0	0	1	0	0	0	0	0	0	0	0	0	0	0	0	0	0	0	0	W	20-13
01/16	at Bills	S	2	1	1	0.0	0.0	0	0	0	0	0	0	0	0	0	0	0	0	0	0	0	0	0	0	0	L	3-17
<b>2020 TOTALS</b>		<b>2-1</b>	<b>4</b>	<b>3</b>	<b>1</b>	<b>0.0</b>	<b>0.0</b>	<b>0</b>	<b>0</b>	<b>1</b>	<b>0</b>	<b>0</b>	<b>0</b>	<b>0</b>	<b>0</b>	<b>0</b>	<b>0</b>	<b>0</b>	<b>0</b>	<b>0</b>	<b>0</b>	<b>0</b>	<b>0</b>	<b>0</b>	<b>0</b>	<b>1-1</b>		





# 42

FULLBACK  
DEFENSIVE LINEMAN  
6-3 | 303



# PATRICK RICARD

COLLEGE: MAINE

BORN: 5/27/94, SPENCER, MA

EXP. (NFL/RAVENS): 5/5

GP/GS (PLAYOFFS): 57/19 (3/2)



### — KEY TRANSACTIONS —

- Signed a two-year contract extension (through 2021) with the Ravens on 12/3/19
- Signed with the Ravens as a rookie free agent on 5/5/17

### — HONORS —

- Two-time Pro Bowler (2019-20)

### — CAREER HIGHLIGHTS —

- Blocks for a rushing attack that has topped 100 rushing yards in 39-consecutive games, marking the second-longest streak of its kind in NFL history (Pittsburgh – 43 games, 1974-77)
- Earning his second-straight Pro Bowl selection in 2020, appeared in 15 games (10 starts) at FB, helping block for the NFL's No. 1 rushing attack (191.9 ypg), which produced the third-most yards (3,071) ever in a 16-game NFL season... Baltimore owned the seventh-best scoring offense (29.3 ppg) and fourth-best third-down offense (48.8%)...The Ravens also tallied a franchise-record 24 rushing TDs
- Has the ability to play on both sides of the ball as a fullback and defensive linemam...Has appeared in 1,011 offensive snaps and 231 defensive snaps throughout his career)
- In 2019, established himself as a key contributor on offense and defense...Recorded 8 receptions for 47 yards and 1 TD and served as a dominant blocker, helping Baltimore post the NFL's No. 1 scoring offense (33.2 ppg)
- In 2019, the Ravens set new single-season franchise records for total TDs (64), points (531), rushing yards (3,296) and total net yards (6,521)...Also helped the Ravens set a new NFL single-season team record for rushing yards (3,296)
- Tallied 9 tackles, 1 sack, 1 PD and 1 FF, helping Baltimore's defense rank No. 3 in points (17.6) and No. 4 in yards (300.6) allowed per game in 2019
- Tallied his first-career sack in the victory at Cin. (11/10/19)
- Helped Baltimore set single-game franchise records in yards (643) and points (59) in the 59-10, season-opening victory at Mia. (9/8/19)
- Made his first-career start as a defensive lineman, posting 1 tackle for a defense that registered 10 TFL, 8 PD and 5 sacks at Cle. (10/7/18)
- Scored on a 3-yard TD pass from QB Joe Flacco, marking the first TD of Ricard's career and helping the Ravens produce a season high in points in the 44-20 victory vs. Det. (12/3/17)
- Made his first-career catch in a 40-0 win vs. Mia. (10/26/17)

### — PERSONAL —

- Nicknamed "Project Pat" by his teammates because he plays both offense and defense...His nickname is also "Pancake Pat," as given by his teammates due to his dominant blocking

- During the 2018 season, started a social media food-review series, joining a different teammate each week for a meal at a Baltimore restaurant
- Was an economics major at Maine

### 2020: (BALTIMORE RAVENS – 15/10, 2/2)

- Earning his second-straight Pro Bowl selection, appeared in 15 games (10 starts) at FB, helping block for the NFL's No. 1 rushing attack (191.9 ypg), which produced the third-most yards (3,071) ever in a 16-game NFL season... Baltimore owned the seventh-best scoring offense (29.3 ppg) and fourth-best third-down offense (48.8%)...The Ravens also tallied a franchise-record 24 rushing TDs
- Started at FB and helped block for an offense that totaled a postseason franchise-record 236 rushing yards and a 6.7 yards-per-carry mark in the 20-13 Wild Card Playoff win at Ten...Also posted 3 receptions for 26 yards and helped the Ravens convert on 7-of-13 (54%) third downs
- Started at FB and helped block for an offense that totaled a franchise-record 404 rushing yards in the 38-3 win at Cin. (1/3/21)...The 404 rushing yards stand as the fourth most in an NFL game since 1950 and the second most since the 1970 merger...Baltimore registered its fifth-consecutive victory to earn the franchise's third-straight playoff berth
- Started at FB and helped block for an offense that totaled 249 rushing yards in the 27-13 win vs. NYG (12/27)
- Started at FB and helped the offense produce 231 rushing yards and a franchise-tying 5 rushing TDs in the 47-42 win at Cle. (12/14)
- Started at FB and helped the offense produce a season-high 294 rushing yards (the fourth most in single-game franchise history), including a 2020 NFL single-game high 5 rushes of 20+ yards, vs. Dal. (12/8)
- Helped block for a rushing attack that totaled 265 rushing yards against the league's second-ranked run defense entering the game (68.8 yards) vs. Pit. (11/1)...Baltimore's 265 rushing yards were the most the Ravens have had in a game vs. Pittsburgh and the most the Steelers have allowed since 1993 (267 vs. Seattle)
- Caught a 1-yard TD, marking the fourth receiving TD of his career, in the 33-16 win at Hou. (9/20)...Also blocked for Baltimore's rushing attack, which gained 230 yards

### 2019: (BALTIMORE RAVENS – 16/7, 1/0)

- Established himself as a key contributor on offense and defense...Recorded 8 receptions for 47 yards and 1 TD and served as a dominant run-blocker, helping Baltimore produce the No. 1 scoring offense (33.2 ppg) and set new single-season franchise records for total TDs (64), points (531), rushing yards (3,296) and total net yards (6,521)



## 42 PATRICK RICARD

- Also helped the Ravens set a new NFL single-season team record for rushing yards (3,296)
- Tallied 9 tackles, 1 sack, 1 PD and 1 FF, helping Baltimore's defense rank No. 3 in points (17.6) and No. 4 in yards (300.6) allowed per game
- Blocked a Jets' FG attempt, notching the Ravens' second blocked kick of the season, in the 42-21 win vs. NYJ (12/12)...Helped Baltimore set a new single-season team record in rushing yards and assisted QB Lamar Jackson in recording the most rushing yards for a QB in NFL single-season history (1,206 on the year)
- Caught 3 passes for 27 yards, including a career-long 10-yarder, and helped the defense limit the Texans to 232 total yards, in the 41-7 victory vs. Hou. (11/17)
- Tallied his first-career sack in the 49-13 win at Cin. (11/10)
- Totaled 4 tackles and sacked QB Ryan Finley (-10 yards), forcing a fumble recovered by OLB Tyus Bowser, who returned it for a 33-yard TD, in the 49-13 win at Cin. (11/10)...Also recorded a key block on RB Mark Ingram II's 1-yard rushing TD, helping the Ravens produce 379 total yards
- Posted a career-long 8-yard reception and contributed on defense and special teams in the 37-20 victory vs. NE (11/3)...Was also a marquee blocker for Baltimore's run game, which racked up 210 rushing yards
- Recorded 1 tackle and 1 QBH for a "D" that held the Cardinals to 20 rushing yards in the 23-17 win vs. Ari. (9/15)...Also posted 3 yards on 1 reception
- Tallied his third-career TD on a 1-yard pass from QB Lamar Jackson in the 59-10, season-opening victory at Mia. (9/8)...His connection with Jackson helped Baltimore set single-game franchise records in yards (643) and points (59)...Also recorded 1 QBH while playing on the D-line

### 2018: (BALTIMORE RAVENS – 10/2, 0/0)

- Appeared in 10 games, seeing action on both offense and defense...Started two matchups, one on the defensive line and one at fullback
- Was a gameday inactive in the Wild Card vs. LAC (1/6/19)
- Was a gameday inactive in games 12-16
- Made his first-career start on offense as a FB, playing 9 offensive snaps vs. Pit. (11/4)

- Made his first-career start as a defensive lineman, posting 1 tackle for a defense that registered 10 TFL, 8 PD and 5 sacks at Cle. (10/7)
- Took snaps on both offense and defense in the 47-3 season-opening win vs. Buf. (9/9)...Registered 1 tackle for a defense that registered 6 sacks, 2 INTs and limited the Bills to just 153 yards of offense

### 2017: (BALTIMORE RAVENS – 16/0)

- Played on both offense and defense, registering 5 tackles on the D-line and posting 4 receptions for 12 yards and 2 TDs as a FB in his rookie campaign
- Helped the Ravens produce the NFL's ninth-ranked scoring attack (24.7 ppg)
- Caught a 6-yard TD, marking his second-consecutive week with a receiving TD, for an offense that gained a season-high 413 total yards at Pit. (12/10)
- Scored on a 3-yard TD pass from QB Joe Flacco, marking the first TD of Ricard's career and helping the Ravens post a season high in points in the 44-20 victory vs. Det. (12/3)
- Caught his first-career pass in a 40-0 win vs. Mia. (10/26)
- Posted a then-career-high 3 tackles (2 solo) on defense, also seeing several snaps on offense (FB), vs. Chi. (10/15)
- Played 12 snaps at FB and registered his first-career tackle for a defense that forced 5 turnovers (4 INTs & 1 FR) and posted the 11th shutout in franchise history in the 20-0, season-opening win at Cin. (9/10)

### — COLLEGE —

- Appeared in 44 games at Maine, posting 208 tackles, 47.5 TFL, 18 sacks, 11 PD, 3 FFs, 1 FR and 2 blocked kicks
- As a senior in 2016, earned All-Colonial Athletic Association (CAA) first-team honors after racking up 50 tackles, 15.5 TFL and 5.5 sacks
- As a junior, generated 53 stops on the year, leading the CAA in TFL (16.5) and ranking sixth in the league in sacks (7)...Also earned second-team All-CAA honors

### — HIGH SCHOOL —

- Prepped at David Prouty (Spencer, MA) HS, where he was a two-time Division II Defensive MVP and helped the team win two league titles, in addition to a 2009 Super Bowl Championship...Also played FB



### — RICARD'S COMMUNITY IMPACT —

- Participated in the Ravens' Signature Project with M&T Bank to renovate the facility and visit with children at the Webster Kendrick Boys & Girls Club in Baltimore (2019)
- Joined teammates to sign autographs and play games during the Ravens' *A Purple Evening*, the team's annual event dedicated to female fans (2017-19)
- Participated in the Ravens' "Sip' N Paint" event for breast cancer survivors and those still undergoing treatment (2019)
- Supported teammates' charitable endeavors through the Bradley and Nikki Bozeman Halloween Costume Party (2019)
- Helped with Ravens alumni and teammates during director of player engagement Jameel McClain's 53 Families Thanksgiving event to serve a warm meal to families in need (2018-19)
- Joined the 2017 rookie class at the Helping Up Mission men's shelter in downtown Baltimore, visiting with and serving dinner to residents and community members





# 42 PATRICK RICARD

## PATRICK RICARD'S NFL REGULAR SEASON RUSHING/RECEIVING STATISTICS

DATE	TEAM	RUSHING								RECEIVING				
		GP	GS	NO.	YDS.	AVG.	LG	TD	NO.	YDS.	AVG.	LG	TD	
2017	Ravens	16	0	0	0	0.0	0	0	4	12	3.0	6t	2	
2018	Ravens	10	2	0	0	0.0	0	0	0	0	0.0	0	0	
2019	Ravens	16	7	0	0	0.0	0	0	8	47	5.9	10	1	
2020	Ravens	15	10	1	-1	-1.0	-1	0	9	45	5.0	11	1	
<b>NFL TOTALS</b>		<b>57</b>	<b>19</b>	<b>1</b>	<b>-1</b>	<b>-1.0</b>	<b>0</b>	<b>0</b>	<b>21</b>	<b>104</b>	<b>5.0</b>	<b>11</b>	<b>4</b>	

## PATRICK RICARD'S NFL POSTSEASON RUSHING/RECEIVING STATISTICS

DATE	TEAM	RUSHING								RECEIVING				
		GP	GS	NO.	YDS.	AVG.	LG	TD	NO.	YDS.	AVG.	LG	TD	
2018	Ravens	0	0	0	0	0.0	0	0	0	0	0.0	0	0	
2019	Ravens	1	0	0	0	0.0	0	0	0	0	0.0	0	0	
2020	Ravens	2	2	0	0	0.0	0	0	4	37	9.3	11	0	
<b>NFL TOTALS</b>		<b>3</b>	<b>2</b>	<b>0</b>	<b>0</b>	<b>0.0</b>	<b>0</b>	<b>0</b>	<b>4</b>	<b>37</b>	<b>9.3</b>	<b>11</b>	<b>0</b>	

## PATRICK RICARD'S NFL REGULAR SEASON DEFENSIVE STATISTICS

DATE	TEAM	GP	GS	TACKLES							INTERCEPTIONS					FUMBLES			ST			MISC					
				TK	S	A	TFL	YDS	SK	YDS	QBH	NO	YDS	LG	TD	PD	FF	FR	YDS	TK	S	A	FF	FR	S	A	
2017	Ravens	16	0	5	3	2	2	7	0.0	0.0	0	0	0	0	0	0	0	0	0	0	0	0	0	0	0	0	
2018	Ravens	10	2	4	2	2	1	3	0.0	0.0	1	0	0	0	0	0	0	0	0	0	0	0	0	0	1	0	
2019	Ravens	16	7	9	8	1	1	1	1.0	10.0	2	0	0	0	0	1	1	0	0	0	0	0	0	0	0	0	
2020	Ravens	15	10	0	0	0	0	0	0.0	0.0	0	0	0	0	0	0	0	0	0	0	0	0	0	0	1	0	
<b>NFL TOTALS</b>		<b>57</b>	<b>19</b>	<b>18</b>	<b>13</b>	<b>5</b>	<b>4</b>	<b>11</b>	<b>1.0</b>	<b>10.0</b>	<b>3</b>	<b>0</b>	<b>0</b>	<b>0</b>	<b>0</b>	<b>1</b>	<b>1</b>	<b>0</b>	<b>0</b>	<b>0</b>	<b>0</b>	<b>0</b>	<b>0</b>	<b>0</b>	<b>0</b>	<b>2</b>	<b>0</b>

### SINGLE-GAME HIGHS: RUSHING/RECEIVING

**Rush Attempts**  
**Receptions**  
**Receiving Yards**

1 vs. Cleveland Browns, Sep 13, 2020  
3 vs. Houston Texans, Nov 17, 2019  
27 vs. Houston Texans, Nov 17, 2019

**Longest Receptions**  
**Receiving TDs**

11 vs. Jacksonville Jaguars, Dec 20, 2020  
1 at Houston Texans, Sep 20, 2020  
...3 more at 1.

**Receiving Average**

9.0 vs. Houston Texans, Nov 17, 2019

### SINGLE-GAME HIGHS: DEFENSIVE

**Total Tackles**

4 at Cincinnati Bengals, Nov 10, 2019  
...1 more at 4.

**Forced Fumbles**  
**Tackles For Loss**

1 at Cincinnati Bengals, Nov 10, 2019  
1 vs. Cleveland Browns, Sep 29, 2019  
...3 more at 1.

**Sacks**

1.0 at Cincinnati Bengals, Nov 10, 2019

**Passes Defensed**

1 vs. Cincinnati Bengals, Oct 13, 2019

## 2020 GAME-BY-GAME REGULAR-SEASON STATISTICS [RAVENS]

DATE	OPPONENT	P/S	RUSHING						RECEIVING					W/L	SCORE
			NO.	YDS.	AVG.	LG	TD	NO.	YDS.	AVG.	LG	TD			
09/13	Browns	S	1	-1	-1.0	-1	0	1	9	9.0	9	0	W	38-6	
09/20	at Texans	P	0	0	0.0	0	0	1	1	1.0	1t	1	W	33-16	
09/28	Chiefs	S	0	0	0.0	0	0	0	0	0.0	0	0	L	20-34	
10/04	at Washington	P	0	0	0.0	0	0	0	0	0.0	0	0	W	31-17	
10/11	Bengals	S	0	0	0.0	0	0	1	7	7.0	7	0	W	27-3	
10/18	at Eagles	P	0	0	0.0	0	0	0	0	0.0	0	0	W	30-28	
11/01	Steelers	S	0	0	0.0	0	0	0	0	0.0	0	0	L	24-28	
11/08	at Colts	P	0	0	0.0	0	0	0	0	0.0	0	0	W	24-10	
11/15	at Patriots	P	0	0	0.0	0	0	1	2	2.0	2	0	L	17-23	
11/22	Titans	S	0	0	0.0	0	0	1	5	5.0	5	0	L	24-30+	
12/02	at Steelers												L	14-19	
12/08	Cowboys	S	0	0	0.0	0	0	2	11	5.5	9	0	W	34-17	
12/14	at Browns	S	0	0	0.0	0	0	0	0	0.0	0	0	W	47-42	
12/20	Jaguars	S	0	0	0.0	0	0	2	10	5.0	11	0	W	40-14	
12/27	Giants	S	0	0	0.0	0	0	0	0	0.0	0	0	W	27-13	
01/03	at Bengals	S	0	0	0.0	0	0	0	0	0.0	0	0	W	38-3	
<b>2020 TOTALS</b>		<b>15-10</b>	<b>1</b>	<b>-1</b>	<b>-1.0</b>	<b>-1</b>	<b>0</b>	<b>9</b>	<b>45</b>	<b>5.0</b>	<b>11</b>	<b>1</b>	<b>11-5</b>		

+ - Overtime

# 42 PATRICK RICARD

## 2020 GAME-BY-GAME POSTSEASON STATISTICS (RAVENS)

DATE	OPPONENT	P/S	RUSHING					RECEIVING					W/L	SCORE
			NO.	YDS.	AVG.	LG	TD	NO.	YDS.	AVG.	LG	TD		
01/10	at Titans	S	0	0	0.0	0	0	3	26	8.7	11	0	W	20-13
01/16	at Bills	S	0	0	0.0	0	0	1	11	11.0	11	0	L	3-17
<b>2020 TOTALS</b>		<b>2-2</b>	<b>0</b>	<b>0</b>	<b>0.0</b>	<b>0</b>	<b>0</b>	<b>4</b>	<b>37</b>	<b>9.3</b>	<b>11</b>	<b>0</b>	<b>1-1</b>	





# 28

# JORDAN RICHARDS

**SAFETY**

5-11 | 215

COLLEGE: STANFORD

BORN: 1/21/93, FOLSOM, CA

EXP. (NFL/RAVENS): 7/3

GP/GS (PLAYOFFS): 84/19 (7/0)



### — KEY TRANSACTIONS —

- Re-signed (one-year deal) with the Ravens on 1/30/21
- Signed to Baltimore's 53-man roster from the practice squad on 9/28/20
- Activated from the practice squad (standard elevation) on 9/12/20 (vs. Cle.) and 9/19/20 (at Hou.)
- Signed to Baltimore's practice squad on 9/6/20 after the vested veteran's contract was terminated at the end of training camp on 9/5/20
- Re-signed by the Ravens to a one-year contract on 2/13/20
- Signed by the Ravens on 10/24/19
- Waived by New England on 10/23/19
- Signed by the Patriots on 10/2/19
- Waived by the Raiders on 8/30/19
- Signed by Oakland as an UFA (ATL) on 4/8/19
- Acquired by the Atlanta Falcons in a trade with New England on 8/31/18
- Originally selected by New England in the second round (64th overall) of the 2015 NFL Draft

### — CAREER HIGHLIGHTS —

- In 2020, notched 3 special teams tackles in 16 games for a unit that allowed only 5.7 yards per punt return (fourth in the NFL) and 21.1 yards per kickoff return (10th)
- Scored his first-career TD after recovering a fumble in the end zone in the Week 17 28-10 victory vs. Pit. (12/29/19)... Was part of a Ravens' defense that scored 6 TDs in 2019, tying (TB) for No. 1 in the NFL
- In 2018, started a career-high 12 games at safety and posted a career-best 37 tackles and 3 PD in his lone season with the Atlanta Falcons
- Appeared in five postseason contests, totaling 5 tackles, including 4 tackles in Super Bowl LIII, for the Patriots

### — PERSONAL —

- Richards and his wife, Mary, welcomed twin boys in December 2019
- Interested in working in the automotive industry someday
- Majored in public policy at Stanford

### 2020: (BALTIMORE RAVENS – 16/0, 2/0)

- Notched 3 special teams tackles in 16 games for a unit that allowed only 5.7 yards per punt return (fourth in the NFL) and 21.1 yards per kickoff return (10th)
- Made his sixth postseason appearance (first as a Raven), notching 1 special teams tackle in the 20-13 Wild Card Playoff win at Ten. (1/10/21)

### 2019: (BALTIMORE RAVENS / NE PATRIOTS – 2/0, 0/0)

- Scored the first TD of his pro career after recovering a fumble in the end zone following a Steelers' botched punt snap in the 28-10 victory vs. Pit. (12/29)...The Ravens' 6 defensive TDs in 2019 tied (TB) for No. 1 in the NFL
- Saw action on special teams in his Ravens debut in the 37-20 victory vs. NE (11/3)
- Was signed by the Baltimore Ravens on 10/24 and appeared in nine games
- Played on special teams in Weeks 5-7 for New England, notching 2 special teams tackles

### 2018: (ATLANTA FALCONS - 15/12)

- In his only season in Atlanta, Richards started a career-high 12 games at safety and finished with a career-best 37 tackles (26 solo) and 3 PD
- Had a career-high 2 PD against a high-powered Drew Brees-led Saints offense at NO (11/22)
- Tied a career high with 7 tackles (5 solo) in his first start of the season at Pit. (10/7)

### 2017: (NEW ENGLAND PATRIOTS – 16/5, 3/0)

- Played in all 16 games with five starts, totaling 22 tackles (20 solo), 1 PD and 1 FF
- Finished with 22 tackles (17 solo) for the Super Bowl-bound New England Patriots
- Appeared in all three playoff games and made a postseason career-high 4 tackles in Super Bowl LII against the Eagles
- Forced a Chiefs RB Kareem Hunt fumble in the NFL season opener and added a season-high 4 tackles vs. KC (9/7)

### 2016: (NEW ENGLAND PATRIOTS – 11/0, 0/0)

- Saw action in 11 regular season games, mainly on special teams...Made 3 special teams tackles and had 1 FR
- Recorded 1 FR on a kickoff following a FF by Nate Ebner that led to a TD in the win vs. Hou. (9/22)

### 2015: (NEW ENGLAND PATRIOTS – 14/2, 2/0)

- Played in 14 regular season games with two starts and registered 17 tackles (14 solo), 2 PD, 1 FF and 2 ST tackles
- Played mostly on special teams and in nickel and dime situations on defense
- Appeared in both playoff contests as a reserve
- Started at safety in base defense and had a season-high 7 tackles (5 solo) at NYJ (12/27)
- Made his first NFL start at defensive back in nickel defense and posted 2 tackles, 1 PD and 1 special teams stop in the win vs. Ten. (12/20)



# 28 JORDAN RICHARDS

- Debut on defense, playing safety and recording 2 tackles and 1 PD in the win vs. Jax. (9/27)

## — COLLEGE —

- Played in 54 games with 44 starts over his career at Stanford and registered 247 tackles, 1 sack, 9 INTs with 1 returned for a TD, 24 PD and 5 FFs
- National Football Foundation Scholar-Athlete Award winner and claimed the Pop Warner National College Football Award...Was an All-Pac-12 first-team selection twice and an All-Pac-12 All-Academic first-team selection over his final three seasons
- A team captain his senior year, Richards started all 13 games in 2014 and ranked third in tackles with 79 (53 solo)...Shared the team lead with 3 INTs, had 8 PD, 3 FFs and 2.5 TFL
- As a junior, Richards played in 14 games and collected 69 tackles (40 solo), 4 TFL, 3 INTs and 3 PD

- Played in 14 games as a sophomore and tallied 68 tackles (46 solo), 7 TFL, 3 INTs and a team-high 15 PD...Produced a season-high 11 tackles against UCLA in the Pac-12 Championship Game

- Played in all 13 games with three starts as a freshman and finished with 31 tackles (14 solo) and 1 PD

## — HIGH SCHOOL —

- Played on both sides of the ball at Folsom (CA) HS...Was rated the No. 75 WR by *Scout.com* and No. 60 by *Rivals*
- Named Delta River League All-Purpose MVP, Sacramento All-Metro first-team defense and *NorCalPreps.com* All-Northern California first-team offense
- As a senior, recorded 69 receptions for 1,068 yards with 11 TDs and 56 carries for 563 yards and 6 TDs, while adding 61 tackles and 2 INTs on defense
- Also lettered in basketball in high school



## — RICHARDS' COMMUNITY IMPACT —

- After dozens of community appearances at schools and hospitals and volunteering with active members of the military, Richards was awarded with the New England Patriots Ron Burton Community Service Award (2017)

### JORDAN RICHARDS' NFL REGULAR SEASON DEFENSIVE STATISTICS

DATE	TEAM	GP	GS	TACKLES							INTERCEPTIONS					FUMBLES			ST				MISC				
				TK	S	A	TFL	YDS	SK	YDS	QBH	NO	YDS	LG	TD	PD	FF	FR	YDS	TK	S	A	FF	FR	S	A	
2015	Patriots	14	2	18	14	4	0	0	0.0	0.0	0	0	0	0	0	2	1	0	0	2	2	0	0	0	0	0	
2016	Patriots	11	0	0	0	0	0	0	0.0	0.0	0	0	0	0	0	0	0	0	0	3	1	2	0	1	0	0	
2017	Patriots	16	5	22	20	2	0	0	0.0	0.0	0	0	0	0	0	1	1	0	0	5	4	1	0	0	0	0	
2018	Falcons	15	12	37	26	11	0	0	0.0	0.0	0	0	0	0	0	3	0	0	0	2	1	1	0	0	0	0	
2019	Raiders	0	0	0	0	0	0	0	0.0	0.0	0	0	0	0	0	0	0	0	0	0	0	0	0	0	0	0	
				Went from <b>Oakland</b> to <b>New England</b> .																							
2019	Patriots	3	0	0	0	0	0	0	0.0	0.0	0	0	0	0	0	0	0	0	0	2	2	0	0	0	0	0	
				Went from <b>New England</b> to <b>Baltimore</b> .																							
2019	Ravens	9	0	0	0	0	0	0	0.0	0.0	0	0	0	0	0	0	0	1	0	5	4	1	0	0	0	0	
2019	TOTAL	12	0	0	0	0	0	0	0.0	0.0	0	0	0	0	0	0	0	1	0	7	6	1	0	0	0	0	
2020	Ravens	16	0	0	0	0	0	0	0.0	0.0	0	0	0	0	0	0	0	0	0	4	3	1	0	0	0	0	
<b>NFL TOTALS</b>		<b>84</b>	<b>19</b>	<b>77</b>	<b>60</b>	<b>17</b>	<b>0</b>	<b>0</b>	<b>0.0</b>	<b>0.0</b>	<b>0</b>	<b>0</b>	<b>0</b>	<b>0</b>	<b>0</b>	<b>6</b>	<b>2</b>	<b>1</b>	<b>0</b>	<b>23</b>	<b>17</b>	<b>6</b>	<b>0</b>	<b>1</b>	<b>0</b>	<b>0</b>	

### JORDAN RICHARDS' NFL POSTSEASON DEFENSIVE STATISTICS

DATE	TEAM	GP	GS	TACKLES							INTERCEPTIONS					FUMBLES			ST				MISC			
				TK	S	A	TFL	YDS	SK	YDS	QBH	NO	YDS	LG	TD	PD	FF	FR	YDS	TK	S	A	FF	FR	S	A
2015	Patriots	2	0	0	0	0	0	0	0.0	0.0	0	0	0	0	0	0	0	0	0	0	0	0	0	0	0	0
2016	Patriots	0	0	0	0	0	0	0	0.0	0.0	0	0	0	0	0	0	0	0	0	0	0	0	0	0	0	0
2017	Patriots	3	0	5	3	2	0	0	0.0	0.0	0	0	0	0	0	0	0	0	0	1	0	1	0	0	0	0
2019	Ravens	0	0	0	0	0	0	0	0.0	0.0	0	0	0	0	0	0	0	0	0	0	0	0	0	0	0	0
2020	Ravens	2	0	0	0	0	0	0	0.0	0.0	0	0	0	0	0	0	0	0	0	1	1	0	0	0	0	0
<b>NFL TOTALS</b>		<b>7</b>	<b>0</b>	<b>5</b>	<b>3</b>	<b>2</b>	<b>0</b>	<b>0</b>	<b>0.0</b>	<b>0.0</b>	<b>0</b>	<b>0</b>	<b>0</b>	<b>0</b>	<b>0</b>	<b>0</b>	<b>0</b>	<b>0</b>	<b>0</b>	<b>2</b>	<b>1</b>	<b>1</b>	<b>0</b>	<b>0</b>	<b>0</b>	<b>0</b>

### SINGLE-GAME HIGHS: DEFENSIVE

- Total Tackles** 7 at Pittsburgh Steelers, Oct 07, 2018  
...1 more at 7.
- Passes Defensed** 2 at New Orleans Saints, Nov 22, 2018
- Forced Fumbles** 1 vs. Kansas City Chiefs, Sep 07, 2017  
...1 more at 1.

- Fumble Recoveries** 1 vs. Pittsburgh Steelers, Dec 29, 2019
- Special Teams Tackles** 2 at Buffalo Bills, Dec 08, 2019  
...2 more at 2.
- Special Teams Fumble Recoveries** 1 vs. Houston Texans, Sep 22, 2016



# 56 CHAUNCEY RIVERS

COLLEGE: MISSISSIPPI STATE  
 OUTSIDE LINEBACKER BORN: 6/12/97, ATLANTA, GA  
 6-2 | 262 EXP. (NFL/RAVENS): 2/2 GP/GS (PLAYOFFS): 1/0



### — KEY TRANSACTIONS —

- Signed a Reserve/Future contract with Baltimore on 1/18/21
- Was activated from the practice squad (COVID replacement elevation) on 12/2/20 at Pit.
- Signed to the Ravens' practice squad on 9/6/20
- Waived by Baltimore on 9/5/20
- Signed with the Ravens as a undrafted rookie free agent on 5/4/20

### — CAREER HIGHLIGHTS —

- Has logged one game in his career, seeing 15 defensive snaps at Pit. (12/2/20)

### — PERSONAL —

- Was one of the featured players on the Netflix docu-series "Last Chance U," which was filmed at East Mississippi Community College in Scooba, MS

### 2020: (BALTIMORE RAVENS – 1/0, 0/0)

- Made his NFL debut, seeing 15 defensive snaps at Pit. (12/2)

### — COLLEGE —

- Appeared in 26 career games (13 starts) at DE for Mississippi State, totaling 67 tackles (32 solo), 15 TFL, 7.5 sacks, 3 PD and 1 FF
- As a senior, moved into a starting role at strong-side DE and earned AP All-SEC second-team honors...Led all Mississippi State D-linemen with 43 tackles (24 solo), 8 TFL and 5 sacks...Logged at least a half-TFL in eight different games and registered at least 1 sack in four separate contests

- In his junior season, played in all 13 games and totaled 24 tackles, with multiple tackles in nine different contests, while adding 2.5 sacks...Tallied at least a half-TFL in eight different games despite not being a starter, finishing fifth on the team in TFL (7)
- Redshirted the 2017 campaign, his first season at Mississippi State
- Played junior college football at East Mississippi Community College in 2016, when he finished with 45 tackles (25 solo), 8 sacks and 1 FF...Was widely considered the top pass rusher in the junior college ranks before transferring to MSU
- Began his collegiate career at Georgia in 2015, where he played four games, notching 4 tackles and 1 TFL
- Graduated from Mississippi State in December 2018 with a degree in interdisciplinary studies and pursued a second bachelor's degree in communications during his senior year

### — HIGH SCHOOL —

- Prepped at Stephenson (Stone Mountain, GA) HS, where as a senior he accumulated 99 tackles, 19 TFL, 10 sacks, 5 FFs and 1 INT...As a junior, he finished with 108 tackles, 29 TFL and 15 sacks
- Tabbed a four-star recruit by *247sports.com*, *Scout.com* and *ESPN.com*...Member of Atlanta Journal-Constitution 2014 Super 11 and Class 5A All-State team...Named to the *Georgia Sports Writers Association* 2014 All-State Class 5A first-team defense and 2013 All-State Class 5A second-team defense...2014 DeKalb (county) Defensive Player of the Year

### CHAUNCEY RIVERS' NFL REGULAR SEASON DEFENSIVE STATISTICS

DATE	TEAM	GP	GS	TACKLES							INTERCEPTIONS					FUMBLES			ST					MISC				
				TK	S	A	TFL	YDS	SK	YDS	QBH	NO	YDS	LG	TD	PD	FF	FR	YDS	TK	S	A	FF	FR	S	A		
2020	Ravens	1	0	0	0	0	0	0	0.0	0.0	0	0	0	0	0	0	0	0	0	0	0	0	0	0	0	0	0	0
<b>NFL TOTALS</b>		<b>1</b>	<b>0</b>	<b>0</b>	<b>0</b>	<b>0</b>	<b>0</b>	<b>0</b>	<b>0.0</b>	<b>0.0</b>	<b>0</b>	<b>0</b>	<b>0</b>	<b>0</b>	<b>0</b>	<b>0</b>	<b>0</b>	<b>0</b>	<b>0</b>	<b>0</b>	<b>0</b>	<b>0</b>	<b>0</b>	<b>0</b>	<b>0</b>	<b>0</b>	<b>0</b>	<b>0</b>

### CHAUNCEY RIVERS' NFL POSTSEASON DEFENSIVE STATISTICS

DATE	TEAM	GP	GS	TACKLES							INTERCEPTIONS					FUMBLES			ST					MISC				
				TK	S	A	TFL	YDS	SK	YDS	QBH	NO	YDS	LG	TD	PD	FF	FR	YDS	TK	S	A	FF	FR	S	A		
2020	Ravens	0	0	0	0	0	0	0	0.0	0.0	0	0	0	0	0	0	0	0	0	0	0	0	0	0	0	0	0	0
<b>NFL TOTALS</b>		<b>0</b>	<b>0</b>	<b>0</b>	<b>0</b>	<b>0</b>	<b>0</b>	<b>0</b>	<b>0.0</b>	<b>0.0</b>	<b>0</b>	<b>0</b>	<b>0</b>	<b>0</b>	<b>0</b>	<b>0</b>	<b>0</b>	<b>0</b>	<b>0</b>	<b>0</b>	<b>0</b>	<b>0</b>	<b>0</b>	<b>0</b>	<b>0</b>	<b>0</b>	<b>0</b>	<b>0</b>



# 61

# MICHAEL SCHOFIELD

GUARD

6-6 | 301

COLLEGE: MICHIGAN

BORN: 11/15/90, ORLAND PARK, IL

EXP. (NFL/RAVENS): 8/1

GP/GS (PLAYOFFS): 87/69 (5/5)



### — KEY TRANSACTIONS —

- Signed by the Ravens (one-year deal) on 6/8/21
- Signed by the Panthers on 5/2/20
- Signed a two-year contract extension with the Chargers on 3/14/18
- Claimed off waivers by the Chargers on 9/3/17
- Waived by Denver on 9/2/17
- Originally selected by the Denver Broncos in the third round (95th overall) of the 2014 NFL Draft

### — CAREER HIGHLIGHTS —

- Has appeared in 87 regular season games (69 starts) and five postseason contests (all starts) throughout his seven-year career with the Broncos (2014-16), Chargers (2017-19) and Panthers (2020)
- Saw action in 11 games (three starts – two at LG and one at LT) with the Panthers in 2020...Blocked for an offense that averaged 349.5 yards and 21.9 points per game...Allowed time for QB Teddy Bridgewater to notch the highest completion percentage (69.1) in Panthers' single-season history
- From 2017-19, helped the Bolts' offense record the NFL's seventh-most total yards (372.2) and fourth-most passing yards (269.7) per game
- Started all 16 games at RG for the Chargers in 2019, helping produce the league's No. 6 passing offense (276.6 ypg)...Also blocked for a unit that helped QB Philip Rivers record two 3-TD performances and eight 300-yard games
- In 2018, helped Philip Rivers become the fourth QB in NFL history to throw for multiple TD passes in the first 12 games of a season...Rivers also posted a passer rating of at least 90 in each of the first 14 games, becoming the third QB to reach those marks in each of the first 14 games of a season
- Protected Rivers to post the most efficient game in NFL history (11/25/18 – vs. Arizona), setting all-time marks for single-game consecutive completions (25) and single-game completion percentage (96.6) with at least 20 pass attempts
- In 2017, helped establish the league's best passing offense (276.9 ypg) and No. 4-ranked total offense (376.6 ypg)...Blocked for RB Melvin Gordon III, who rushed for a career-high 1,105 yards and 8 TDs, while bolstering a unit that allowed the NFL's fewest sacks (18)
- In 2015, started all 13 regular season games and three postseason contests he appeared in at RT, including Denver's Super Bowl 50 victory...Part of an offense that ran for 5 TDs of 20-plus yards, tied for second most in the NFL

### — PERSONAL —

- In the summer of 2018, married his wife, United States Women's Hockey forward Kendall Coyne Schofield, who won a gold medal (2018) with the team during the XXIII Olympic Winter Games in PyeongChang, South Korea
- Following her Olympic performance, Kendall became the first woman to participate in the Chicago Pro Hockey League, a semi-professional league that runs in the summer...In 2019, Kendall also became the first female to participate in the NHL All-Star Skills Fastest Skater challenge, replacing Colorado Avalanche forward Nathan MacKinnon

### • Last name pronounced: SKO-field

### 2020: (CAROLINA PANTHERS – 11/3)

- Saw action in 11 games (three starts – two at LG and one at LT) with the Panthers in 2020...Blocked for an offense that averaged 349.5 yards and 21.9 points per game...Allowed time for QB Teddy Bridgewater to notch the highest completion percentage (69.1) in Panthers' single-season history
- Appeared in 46 offensive snaps in the 20-0 shutout victory vs. Det. (11/22)...Blocked for an offense that totaled 374 yards, while only allowing 1 sack
- Started at LG in the season opener vs. LV (9/13)...The team scored 30 points and racked up 388 yards of total offense

### 2019: (LOS ANGELES CHARGERS – 16/16)

- Started all 16 games at RG for the Chargers in 2019, helping produce the league's No. 6 passing offense (276.6 ypg)...Also blocked for a unit that helped QB Philip Rivers record two 3-TD performances and eight 300-yard games
- Blocked for an offense that posted a season-high 525 total net yards, including 195 (also a season high) on the ground at Jax. (12/9)...Allowed RB Austin Ekeler to register over 100 yards rushing and 100 yards receiving, becoming the second-ever Charger to do so (Lionel James in 1985)
- Played all 45 snaps on offense and four on special teams at Chi. (10/27), providing time for Philip Rivers to reach 400 combined TD passes (regular season and postseason), making him the sixth QB in history to reach those marks
- Blocked for Philip Rivers to throw for 329 yards, his fifth-such performance of the season, at Ten. (10/20)...Rivers passed Pittsburgh QB Ben Roethlisberger and New York Giants QB Eli Manning for No. 6 on the all-time passing yards list
- Played all 70 offensive snaps vs. Den. (10/6)...Blocked for QB Philip Rivers, allowing him to find Austin Ekeler for a franchise-record 15 receptions



# 61 MICHAEL SCHOFIELD

- Kept Philip Rivers upright to throw for 310 yards and 2 TDs, while registering a 131.9 passer rating, giving the Bolts a 29-0 record when Rivers eclipses a 130 passer rating, at Mia. (9/29)...Helped Rivers become the ninth QB in NFL history with 120 career regular season victories
- Provided time for Philip Rivers to record a 101.5 passer rating and throw for 318 yards, marking his 64th 300-yard performance of his career to break a tie with Hall of Fame QB Dan Marino for the fourth most in NFL history, vs. Hou. (9/22)

## 2018: (LOS ANGELES CHARGERS – 16/16, 2/2)

- Started all 16 regular season games and two postseason contests at RG in 2018, helping establish the league's 11th-best total offense (372.6 ypg) and sixth-ranked (tied) scoring offense (26.8)
- Part of a line that allowed QB Philip Rivers to eclipse 30 passing TDs on the year, giving him six campaigns with at least 30, marking the fifth most in NFL history...Helped Philip Rivers become the fourth QB in NFL history to throw for multiple TD passes in the first 12 games of a season...Rivers also posted a passer rating of at least 90 in each of the first 14 games, becoming the third QB to reach those marks in each of the first 14 games of a season
- Started at RG and played all 71 snaps on offense in the AFC Divisional game at NE (1/13/19)...Was part of an O-line that helped Philip Rivers throw for a postseason single-game career-high 331 yards
- Helped QB Philip Rivers throw for 313 yards, marking the 62nd 300-yard performance of his career, to tie Hall of Fame QB Brett Favre for the then-fifth-most in NFL history, at KC (12/13)
- Helped provide time for Philip Rivers, who recorded the most efficient game in NFL history, setting all-time marks for single-game consecutive completions (25) and single-game completion percentage with at least 20 pass attempts (96.6), vs. Ari. (11/25)...Was also part of a line that created space for the rushing attack to post 178 yards
- Provided time for Philip Rivers to throw for 401 yards and 2 TDs vs. Den. (11/18), allowing him to set the franchise record for the most-consecutive games with multiple TD passes (11)
- Started at RG and played 53 offensive snaps, marking his 50th game played and 40th start of his career, at Cle. (10/14)...Helped the Bolts register 449 yards of offense, including a season-high 246 on the ground, which also marked the most rushing yards by the Chargers since 2008...Blocked for Melvin Gordon III, who posted a single-game career high 3 rushing TDs

## 2017: (LOS ANGELES CHARGERS – 15/5)

- Appeared in 15 games (five starts), helping establish the league's best passing offense (276.9 ypg) and No. 4-ranked total offense (376.6 ypg)...Blocked for RB Melvin Gordon III, who rushed for a career-high 1,105 yards and 8 TDs, while bolstering a unit that allowed the NFL's fewest sacks (18)

- Started at RT, seeing action on all 56 offensive snaps at NE (10/29)...Helped pave the way for RB Melvin Gordon III to rush for a season-high 132 yards on 14 carries (9.4 avg), while also notching a career-long 87-yard rushing TD
- Appeared on all 58 offensive snaps after opening the game at RT vs. Den (10/22)...Helped provide time for QB Philip Rivers to post 183 yards and 2 TDs, while completing 15-of-26 passes (105.1 rating) for the quarterback's 100th career victory...Provided a key block on a game-long 21-yard rush by Melvin Gordon III in the fourth quarter

## 2016: (DENVER BRONCOS – 16/16)

- Started all 16 games at RG for the Broncos, also seeing action at LT and RT...Helped pave the way for an offense that posted 143 points in the fourth quarter, good for No. 3 in the NFL...Blocked for a rushing attack that eclipsed 100 yards in seven games, including a season-high 190 in Week 7
- Paved the way for a season-high 190 rushing yards vs. Hou. (10/24)
- Started at RG and provided lanes for the rushing attack to produce 148 yards vs. Car. (9/8)

## 2015: (DENVER BRONCOS – 13/13, 3/3)

- Started all 13 regular season games and three postseason contests he appeared in at RT for the Broncos, en route to a Super Bowl 50 Championship...Blocked for an offense that posted the eighth-most points (116) and eighth-most rushing yards (487) in the fourth quarter...Denver rushed for 5 TDs of 20-plus yards, tied for the second most in the NFL
- Opened his first Super Bowl at RT vs. Car. (2/7/16), helping with a block on a TD run by RB C.J. Anderson in the fourth quarter to seal the game
- Started at RT in the first Conference Championship of his career, vs. NE (1/24/16)...Helped the Broncos tally 244 yards of offense, en route to clinching their second Super Bowl appearance in three years
- Started at RT, helping the offense post season highs in total yards (503) and rushing yards (210) in the season finale, vs. SD (1/3/16)
- Protected QB Peyton Manning, who threw for 340 yards, as the offense totaled 500 yards in a 29-10 victory vs. GB (11/1)...For the first time all season, the Broncos' O-line did not allow a sack
- Started at RT in his NFL debut vs. Bal. (9/13)...Denver earned a 19-13 victory in a defensive battle

## 2014: (DENVER BRONCOS – 0/0)

- Spent the season on Denver's active roster, was a gameday inactive each week

### — COLLEGE —

- Played four seasons (2010-13) at Michigan after redshirting in 2009...Appeared in all 52 games (36 starts) of his four-year career, starting 26 at RG and 10 at LG
- Helped anchor an O-line that allowed just 17 sacks as a senior in 2013, leading to his second-team All-Big Ten honors

# 61 MICHAEL SCHOFIELD

- Started 13 contest at RT in 2012...Michigan's offense averaged 199.3 passing yards and 183.8 rushing yards per game, en route to an 8-5 record
- Appeared in 13 games (10 starts) in 2011...Blocked for a rushing attack that finished 13th in the nation and No. 2 in the Big Ten (221.9 ypg)...The offense featured two 1,000-yard rushers, for the first time since 1975, in QB Denard Robinson and RB Fitzgerald Toussaint...Michigan finished as the Sugar Bowl Champion
- Made his collegiate debut in 2010 and saw action in all 13 games following his redshirt freshman season
- Redshirted as a true freshman in 2009...Earned Michigan's Athletic Academic Achievement Award
- Was enrolled in the School of Kinesiology, majoring in physical education at Michigan

## — HIGH SCHOOL —

- Prepped at Carl Sandburg (Orland Park, IL) HS...Was three-year starter at offensive tackle, while also seeing action at tight end and in the trenches on defense
- Started on both sides of the ball as a senior...Did not allow a sack on offense, as the entire O-line was not flagged for a holding penalty all season...Led the team with 83 tackles on defense, while also adding 5 sacks, 4 PD, 2 FFs and 1 FR
- Was named team co-captain and Most Valuable Player as a senior...Earned *SuperPrep* All-American honors and was named All-Area and All-Conference as a junior and senior
- Along with four letters in football, earned three letters in track & field



## — SCHOFIELD'S COMMUNITY IMPACT —

- Schofield and his wife, Kendall, founded the Schofield Family Foundation...The goal of the foundation is to provide funding, support and awareness to improve the lives of community stakeholders, including military personnel, first responders, youth sports organizations and families in need...The foundation also looks to further the advancement of education and research (2019)

### MICHAEL SCHOFIELD'S NFL REGULAR SEASON STATISTICS

DATE	TEAM	GP	GS
2014	Broncos	0	0
2015	Broncos	13	13
2016	Broncos	16	16
2017	Chargers	15	5
2018	Chargers	16	16
2019	Chargers	16	16
2020	Panthers	11	3
<b>NFL TOTALS</b>		<b>87</b>	<b>69</b>

### MICHAEL SCHOFIELD'S NFL POSTSEASON STATISTICS

DATE	TEAM	GP	GS
2014	Broncos	0	0
2015	Broncos	3	3
2018	Chargers	2	2
<b>NFL TOTALS</b>		<b>5</b>	<b>5</b>

### 2020 GAME-BY-GAME REGULAR-SEASON STATISTICS (PANTHERS)

DATE	OPPONENT	P/S	W/L	SCORE
09/13	Raiders	S	L	30-34
09/20	at Buccaneers	S	L	17-31
09/27	at Chargers	P	W	21-16
10/04	Cardinals	P	W	31-21
10/11	at Falcons		W	23-16
10/18	Bears	P	L	16-23
10/25	at Saints		L	24-27
10/29	Falcons		L	17-25
11/08	at Chiefs		L	31-33
11/15	Buccaneers		L	23-46
11/22	Lions	P	W	20-0
11/29	at Vikings	P	L	27-28
12/13	Broncos	P	L	27-32
12/19	at Packers	P	L	16-24
12/27	at Washington	P	W	20-13
01/03	Saints	S	L	7-33
<b>2020 TOTALS</b>		<b>11-3</b>	<b>5-11</b>	



# 76

# ANDRE SMITH

TACKLE

6-4 | 330

COLLEGE: ALABAMA

BORN: 1/25/87, BIRMINGHAM, AL

EXP. (NFL/RAVENS): 13/2

GP/GS (PLAYOFFS): 116/98 (5/4)



### — KEY TRANSACTIONS —

- Placed on the Reserve/Voluntary Opt-Out (COVID-19) list on 7/28/20
- Re-signed with Baltimore to a one-year contract on 2/6/20
- Signed to the Ravens' 53-man roster on 1/8/20
- Released by the Bengals on 11/30/19
- Re-signed with Cincinnati to a one-year contract on 7/25/19
- Signed to the Bengals' 53-man roster on 11/29/18
- Released by the Cardinals on 11/26/18
- Signed with the Cardinals on 3/16/18
- Placed on Injured Reserve (knee) on 12/20/17
- Signed with the Bengals on 3/16/17
- Placed on Injured Reserve (triceps) on 11/11/16
- Signed with the Vikings on 3/17/16
- Placed on Injured Reserve (triceps) on 11/25/14
- Originally selected by the Cincinnati Bengals in the first round (sixth overall) of the 2009 NFL Draft

### — HONORS —

- *Pro Football Focus* first-team All-Pro (2012)

### — CAREER HIGHLIGHTS —

- Has appeared in 116 games (98 starts) throughout his 12-year career (10 with Cincinnati)
- Started five of the first six games of the 2019 season for the Bengals before joining the Ravens' offensive line prior to the playoffs
- Protected then-rookie QB Josh Rosen for eight games in Arizona, who registered 2,278 passing yards and 11 TD passes in 2018
- Played his first seven seasons (2009-15) with the Bengals...Appeared in 69 games (68 starts) at RT for Cincinnati from 2011-15 and made the playoffs five straight seasons...During that span, helped the Bengals log four Top 10 NFL rankings in fewest sacks allowed, two Top 10 finishes in rushing yards and two Top 10 finishes in scoring
- Started all 16 games at RT for the Bengals in 2012 and was named to *Pro Football Focus'* All-Pro Team after helping QB Andy Dalton produce 3,578 passing yards on the season

### — PERSONAL —

- His younger brother, Christian Smith, formerly played wide receiver and cornerback at Hampton University...Cousin, Desmond Jennings, is a professional baseball outfielder who enjoyed a seven-year career (2010-16) with the Tampa Bay Rays

### 2019: (BALTIMORE RAVENS / CIN. BENGALS – 6/5, 0/0)

- Played in six games (five starts) for the Bengals, before joining the Ravens prior to their Divisional Playoff game
- Inactive for the Divisional Playoff vs. Ten. (1/11/20)
- Was signed to the Ravens' 53-man roster on 1/8/20
- Saw his most extensive action in Week 1 against the Seahawks (75 snaps on offense and 5 on special teams), in which QB Andy Dalton threw for a career-high 418 yards (9/8)

### 2018: (CINCINNATI BENGALS / ARI. CARDINALS – 11/8, 0/0)

- Started eight games for Arizona, then saw action in three games with the Bengals after signing with them on 11/29
- Blocked for a Bengals' offense which produced 144 rushing yards on 32 carries and 1 TD at LAC (12/9)

### 2017: (CINCINNATI BENGALS – 13/8, 0/0)

- Protected QB Andy Dalton, helping him to a six-game stretch without an INT, which was the longest streak in the NFL in 2017 and the longest streak of Dalton's career
- Dalton posted a season-high passer rating of 146.0 at Cle. (10/1), while also tallying season-highs in completion percentage (83.3% on 25-of-30 passing) and TDs (4)
- Helped block for Dalton, who achieved a passer rating of 100.0 or higher in six games

### 2016: (MINNESOTA VIKINGS – 4/4, 0/0)

- Was part of a Vikings' offensive line, that helped propel the team to a 3-0 start
- Also started Week 4 win over NYG (10/3), but played only six snaps before suffering a season-ending right triceps injury

### 2015: (CINCINNATI BENGALS – 14/14, 1/1)

- Started 14 regular season games and the Wild Card Playoff vs. Pit. (1/9/17) at RT
- Helped protect QB Andy Dalton, allowing him to complete 314-of-528 passes for 3,494 yards and 16 TDs
- Blocked for an offense that produced 145 yards on the ground (5.4 per carry) at Bal. (1/3/16)
- Supported Dalton, who achieved a season-high passer rating of 146.8 at Cle. (12/6), with only one sack allowed
- Garnered a second-straight sack-free performance vs. SD (9/20), en route to a 175-yard rushing output

### 2014: (CINCINNATI BENGALS – 9/9, 0/0)

- Started all nine games in which he appeared...Was placed on Injured Reserve following a triceps injury (11/25)
- Provided protection for an offense that finished the season ranked third in the NFL in both fewest sacks allowed (23) and least sack yardage allowed (123)



# 76 ANDRE SMITH

- Member of an offensive line that did not allow any sacks in the first three games of the season for the first time in franchise history

## 2013: (CINCINNATI BENGALS – 16/15, 1/1)

- Started 15 games at RT and was a key contributor in pass protection that allowed only one sack over four games (games 11-14), tying a team record for fewest sacks allowed in a four-game span
- Blocked for an offense that produced 439 total yards in the Wild Card Playoff vs. SD (1/5/14)
- Helped keep QB Andy Dalton sack-free for the third-consecutive game and supported a 155-yard rushing output...Dalton was named AFC Offensive Player of Week with a 120.5 passer rating vs. Ind. (12/8)
- Contributed in pass protection for an O-line that allowed only one sack for two yards, as Dalton threw a career-best 5 TD passes vs. NYJ (10/27)

## 2012: (CINCINNATI BENGALS – 16/16, 1/1)

- Started all 16 regular season games and the Wild Card Playoff at RT, helping RB BenJarvus Green-Ellis rank No. 1 in the NFL in third-and-one rushing conversions (93.3%, on 14 of 15 attempts)
- Part of the run-blocking effort for Green-Ellis, who gained at least 100 yards four times in a five-game stretch (Weeks 11-13 and 15), with a team average of 168.2 yards per game during that span
- Supported a season-best 221 rushing yards, averaging 6.5 yards per carry, vs. Oak. (11/25)

## 2011: (CINCINNATI BENGALS – 14/14, 1/1)

- In 14 starts at RT, contributed to an offensive line that finished the season tied for fourth in the NFL in fewest sacks allowed (25)

- Supported pass-protection efforts that held the Colts without a sack for the first time on the season, primarily facing standout DE Robert Mathis, vs. Ind. (10/16)

## 2010: (CINCINNATI BENGALS – 7/4, 0/0)

- Appeared in seven games (four starts), but suffered a foot fracture (fifth metatarsal) in practice forcing him to be placed on Injured Reserve (11/13)

## 2009: (CINCINNATI BENGALS – 6/1, 1/0)

- Saw action in six games (one start) in his rookie season
- Supported three individual 100-yard rushing efforts over the season's final six games, and aided a Bengals' playoff record of 169 rushing yards by RB Cedric Benson in the Wild Card Playoff vs. NYJ (1/9/10)
- Made his NFL debut vs. Cle. (11/29)...Added to the 53-man roster (9/14) after suffering a fractured left foot in his first week of practice in Week 1

### — COLLEGE —

- Started all 38 games of his career at LT for the Alabama Crimson Tide (2006-08) and was named a consensus 2008 All-America selection
- Won the Outland Trophy as the nation's best offensive lineman (2008) and the SEC Jacobs Blocking Trophy as a sophomore (2007)
- Became only the seventh true freshman in Crimson Tide history to start his first game in the program

### — HIGH SCHOOL —

- Prepped at Huffman (Birmingham, AL) HS, where he was the consensus No. 1-ranked offensive lineman in the nation as a senior
- Became the first offensive lineman to win the state of Alabama's "Mr. Football" award



### — SMITH'S COMMUNITY IMPACT —

- Smith partnered with Together Assisting People (TAP) to provide 80,000 pounds of fresh fruits and vegetables to Baltimore families impacted by COVID-19 (2020)

## ANDRE SMITH'S NFL REGULAR SEASON STATISTICS


DATE	TEAM	GP	GS
2009	Bengals	6	1
2010	Bengals	7	4
2011	Bengals	14	14
2012	Bengals	16	16
2013	Bengals	16	15
2014	Bengals	9	9
2015	Bengals	14	14
2016	Vikings	4	4
2017	Bengals	13	8
2018	Cardinals	8	8
Went from <b>Arizona</b> to <b>Cincinnati</b> .			
2018	Bengals	3	0
2018	TOTAL	11	8
2019	Bengals	6	5
2020	Ravens	0	0
<b>NFL TOTALS</b>		<b>116</b>	<b>98</b>

# 76 ANDRE SMITH

## ANDRE SMITH'S NFL POSTSEASON STATISTICS

DATE	TEAM	GP	GS
2009	Bengals	1	0
2011	Bengals	1	1
2012	Bengals	1	1
2013	Bengals	1	1
2015	Bengals	1	1
2019	Ravens	0	0
<b>NFL TOTALS</b>		<b>5</b>	<b>4</b>





# 22

# JIMMY SMITH

CORNERBACK

6-2 | 210

COLLEGE: COLORADO

BORN: 7/26/88, COLTON, CA

EXP. (NFL/RAVENS): 11/11

GP/GS (PLAYOFFS): 118/88 (10/3)



### — KEY TRANSACTIONS —

- Signed a renegotiated contract with Baltimore, extending him through the 2021 season, on 1/1/21
- Re-signed (one-year deal) with the Ravens on 3/24/20
- Placed on Injured Reserve (Achilles) on 12/5/17
- Placed on Injured Reserve (ankle) on 12/30/16
- Re-signed (four-year extension) with the Ravens on 4/21/15
- Placed on Injured Reserve (foot) on 11/8/14
- Originally selected by the Ravens in the first round (27th overall) of the 2011 NFL Draft

### — CAREER HIGHLIGHTS —

- Entering 2021, has produced 351 tackles (304 solo), 14 INTs (2 returned for TDs), 2 FRs (one returned for a 47-yard TD) and 71 PD in his career
- In 2020, played in 11 games (five starts), registering 27 tackles (23 solo), 1 sack, 2 TFL, 1 QBH and 1 PD for the NFL's second-best scoring defense (18.9 ppg) and second-best third down defense (34.0%)
- In 2019, played nine games and recorded 30 tackles, 1 sack, 1 INT and 6 PD, helping Baltimore's defense rank No. 3 in points (17.6) and No. 4 in yards (300.6) allowed per game
- Registered a career-high 2 INTs, totaling a game-high 3 PDs, in the 26-24 win that clinched Baltimore's AFC North title vs. Cle. (12/30/18)...The last Raven to have 2 INTs in a game was CB Corey Graham (2013 vs. NYJ)
- Led the team with a career-high 10 solo tackles (11 total) at KC (12/9/18)
- In 2017, recorded 3 INTs, 28 tackles, 9 PD and 1 FR in 12 games prior to suffering a torn Achilles on 12/3 vs. Det. ...Also scored a FR-TD (47 yards) and INT-TD (50 yards)
- Returned an INT 50 yards for a TD and posted 3 PD in a 40-0 win vs. Mia. (10/26/17)
- Scored his second-career TD on a 47-yard fumble return at Oak. (10/8/17)
- In 2015, posted a career-high (tied, 2017) 3 INTs (one returned for a TD), his first-career sack, 10 PD and 54 tackles
- Returned a QB Peyton Manning INT 24 yards for his first-career TD at Den. (9/13/15)
- In 2013, started all 16 games for the first time in his career and set career highs in tackles (58), solo tackles (49), PD (16) and FFs (2), while posting 2 INTs
- Had 3 tackles and 2 PD in the 2012 playoffs, including a clutch PD in Super Bowl XLVII's final goal-line stand

### — PERSONAL —

- Has four brothers who played college football: Ryan Smalls (Millikin), Terrance Smalls (Illinois), Paul Smalls (New Mexico) and Anthony Smalls (Idaho State)
- Played HS football with former Ravens CB Shareece Wright (currently a free agent), and the two remain best friends
- CB Nat Berhe (FA), RB Tyler Ervin (GB) and S Daniel Sorensen (KC) are all other NFL players Smith knows from Colton HS
- Would have liked to match up against former NFL wide receivers Michael Irvin and Randy Moss
- Graduated with a bachelor's degree in sociology in 2010

### 2020: (BALTIMORE RAVENS – 11/5, 2/1)

- Played in 11 games (five starts), registering 27 tackles (23 solo), 1 sack, 2 TFL, 1 QBH and 1 PD for the NFL's second-best scoring defense (18.9 ppg) and second-best third down defense (34.0%)
- Made his ninth playoff appearance as a Raven in the 20-13 Wild Card Playoff win at Ten. (1/10/21)... Baltimore limited Tennessee to 4-of-12 (33%) on third down and 158 net passing yards
- Recorded a season-high 6 tackles (4 solo) in the 24-10 win at Ind. (11/8)... Baltimore's defense pitched a second-half shutout to help secure the team's 10th-straight road win
- Produced 1 solo and 1 sack in the 27-3 win vs. Cin. (10/11)... Baltimore had five different DBs record at least 1 sack, marking the first time in NFL history that this feat has been accomplished
- Collected 3 solo tackles in the 33-16 win at Hou. (9/20)... Also helped limit the Texans' offense to 5-of-14 (36%) on third down, en route to Baltimore's 14th-consecutive regular season victory

### 2019: (BALTIMORE RAVENS – 9/5, 1/0)

- In nine games, recorded 30 tackles, 1 sack, 1 INT and 6 PD, helping Baltimore's defense rank No. 3 in points (17.6) and No. 4 in yards (300.6) allowed per game
- Totaled 3 tackles, 1 INT (returned for 7 yards) and his second-career sack (-8 yards) for a defense that held the Rams to 221 total yards in the 45-6 win at LAR (11/25)
- Posted 5 tackles and 1 PD, helping limit the Texans to 232 total yards in the 41-7 victory vs. Hou. (11/17)
- Returned from a Week 1 knee injury to record 3 tackles and 1 PD in the 37-20 victory vs. NE (11/3)... The contest marked his 100th-career NFL game
- Was a gameday inactive (knee) in games 2-7
- Left the game in the first quarter with a knee injury in the 59-10, season-opening victory at Mia. (9/8)



## 22 JIMMY SMITH

### 2018: (BALTIMORE RAVENS – 12/10, 1/1)

- Recorded 45 tackles (34 solo), 9 PD and 2 INTs for the league's No. 1 overall (292.9 ypg) and No. 2 scoring (17.9 ppg) defense
- Recorded 7 solo tackles and a PD for a defense that limited the Chargers to 243 total yards in the Wild Card game vs. LAC (1/6/19)
- Registered a career-high 2 INTs, totaling a game-high 3 PDs, in the 26-24 win vs. Cle. (12/30)...The last Raven to have 2 INTs in a game was CB Corey Graham (2013 vs. NYJ)
- Recorded 3 tackles (2 solo) for a defense that limited the Chargers to a season-low 198 total yards in the 22-10 win at LAC (12/22)
- Led the team with a career-high 10 solo tackles at KC (12/9)
- Led the team with 6 solo tackles and spent time matched up one-on-one with Falcons WR Julio Jones, who was limited to a season-low 2 catches for 18 yards in Baltimore's 26-16 win at Atl. (12/2)...The Falcons produced just 97 passing yards and 131 overall, which were the fewest by an Atlanta offense since 1999 (105 at SF)
- Produced 3 solo tackles and a PD, helping the Ravens limit the Bengals to 255 total yards in the victory vs. Cin. (11/18)
- Recorded 2 crucial PD in the fourth quarter vs. Pit. (11/4), helping hold the Steelers to a FG late in the game

### 2017: (BALTIMORE RAVENS – 12/12)

- Posted 28 tackles (26 solo), 3 INTs (1 returned for a TD), 9 PD and 1 FR (returned 47 yards for a TD) for a unit that led the league in both takeaways (34) and INTs (22)
- Was having one of the best years by an NFL CB in 2017 before missing the final four games of the season after suffering a torn Achilles
- Registered 2 solo tackles before leaving the game with an Achilles tear vs. Det. (12/3)
- Recorded an INT on the Packers' opening drive in the end zone to prevent a score for a defense that forced 5 turnovers, registered 6 sacks and posted its third shutout of the season at GB (11/19)...It marked just the third time in franchise history the Ravens recorded 6 sacks and forced 5 turnovers
- Produced his second TD of the season (third of his career), returning an INT 50 yards for a score in a 40-0 win vs. Mia. (10/26)...Added 4 tackles and a team-high 3 PD in the shutout for a defense that allowed a season-low 196 yards
- Returned a fumble (forced by LB Patrick Onwuasor) 47 yards for a TD to put the Ravens ahead 14-0 in the first quarter of the 30-17 victory at Oak. (10/8)
- Registered a season-high 4 tackles, helping limit standout WR Antonio Brown to 4 catches for 34 yards vs. Pit. (10/1)...Tallied 1 PD, which led to a S Eric Weddle INT
- Produced 3 tackles and 1 INT for a defense that forced 5 turnovers and posted the 11th shutout in franchise history in the 20-0 season-opening victory at Cin. (9/10)

### 2016: (BALTIMORE RAVENS – 11/11)

- Totaled 32 tackles (29 solo) and 4 PD for a defense that finished first in the league with 18 INTs (tied, SD and KC), allowed the NFL's fifth-fewest rushing yards (89.4 ypg) and was the league's seventh-ranked unit (322.1 ypg)
- Started all 11 games in which he played, but finished the season on Injured Reserve (ankle)
- Posted 2 tackles and 1 PD before leaving the game in the first quarter with an ankle injury at NE (12/12)
- Recorded 6 stops (5 solo) and 1 PD for a defense that produced 3 INTs and allowed just 277 total yards in the 38-6 win vs. Mia. (12/4)
- Tallied 4 tackles and 1 PD, helping limit the Browns to 144 yards of offense, which marked the eighth fewest in Ravens history, in the 28-7 win vs. Cle. (11/10)
- Posted a season-high 5 tackles prior to leaving the game in the second quarter with a concussion at NYG (10/16)
- Contributed 3 tackles (all solo) for a unit that limited the Jaguars to 216 yards of total offense in the win at Jax. (9/25)
- Started and posted 1 PD, limiting standout WR Sammy Watkins to 4 catches for 41 yards, for a "D" that allowed just 160 yards, which tied for the 13th fewest in franchise history, in the 13-7 season-opening win vs. Buf. (9/11)

### 2015: (BALTIMORE RAVENS – 16/16)

- Registered a career-high 3 INTs (one returned for a TD), his first-career sack, 10 PD and 54 tackles (48 solo) for the NFL's eighth-ranked defense (337.4 ypg)
- Ravens "D" finished No. 2 overall (291.1 ypg) and No. 1 vs. the pass (183.3 ypg) over the season's final eight games
- Was one of seven NFL defenders (Lavonte David, Reshad Jones, Luke Kuechly, Tyrann Mathieu, Ron Parker & Adam Jones) with at least 50 tackles, 3 INTs, 10 PD and 1 sack
- Tallied 2 solo tackles and 2 PD for a defense that allowed just 198 net passing yards in the 20-17 victory vs. Pit. (12/27)...Returned a QB Ben Roethlisberger INT 101 yards for a score that was nullified by an offsides penalty
- Started and played every snap for a defense that allowed a season-low 8 first downs and permitted just 86 yards on 9-of-19 passing (47.4%) at Mia. (12/6)
- Tallied a career-high-tying 3 PD and 3 tackles for a defense that allowed 168 net passing yards vs. Jax. (11/15)
- Totaled a then-career-high 9 tackles (8 solo) vs. Cle. (10/11)
- Scored his first-career TD on a 24-yard INT return, adding 8 solo stops, for a unit that did not allow a TD at Den. (9/13)

### 2014: (BALTIMORE RAVENS – 8/8, 0/0)

- Posted 28 tackles (22 solo), 6 PD and 1 INT in the first half of the season (was hurt early in the eighth game), before being placed on Injured Reserve (foot) on 11/8
- Registered 5 solo tackles and 1 INT (returned 31 yards) for a defense that held the Buccaneers to 17% (2-of-12) on third down in the 48-17 victory at TB (10/12)
- Collected 3 tackles and 2 PD in the 38-10 win vs. Car. (9/28)

## 22 JIMMY SMITH

- Tallied 3 tackles and 1 PD for a defense that did not allow a TD and forced 3 turnovers in the 26-6 win vs. Pit. (9/11)

### 2013: (BALTIMORE RAVENS – 16/16)

- Started all 16 games for the first time in his career and established career highs in tackles (58), solo tackles (49), PD (15) and FFs (2)...Also tallied 2 INTs
- Posted 2 tackles, 2 PD and 1 INT (in the end zone to prevent a TD) at Cin. (12/29)
- Had 7 tackles and 2 PD in the 18-16 victory at Det. (12/16)
- Produced 3 tackles and 1 INT (a leaping end zone grab to thwart a Packers' scoring opportunity) vs. GB (10/13)
- Posted a team- and career-high 3 PD, adding 3 solo stops, for a defense that didn't allow a TD in the victory vs. Cle. (9/15)
- Recorded 6 solo tackles, 1 PD and 1 FF at Den. (9/5)

### 2012: (BALTIMORE RAVENS – 11/2, 4/0)

- Recorded 31 tackles (27 solo), 3 PD and 3 special teams stops...Missed five games due to injury (sports hernia)
- Totaled 3 solo tackles and 2 PD for a defense that forced 10 turnovers in four playoff games en route to winning Super Bowl XLVII
- Recorded 1 tackle and 2 PD, including one late in the fourth quarter during the Ravens' final goal-line stand, in the 34-31 victory in Super Bowl XLVII vs. SF (2/3/13)...The defense held the 49ers to 22% (2-of-9) on third down
- Started and tied a then-career high with 7 tackles in the 25-15 victory at Cle. (11/4)
- Tied a then-career high with 7 tackles (all solo) and posted 1 PD in the 31-29 victory vs. Dal. (10/14)

### 2011: (BALTIMORE RAVENS – 12/3, 2/1)

- Produced 18 tackles (all solo), 8 PD and 2 INTs (48 return yards) for the NFL's third-ranked defense (288.9 ypg)...Missed four games due to an ankle injury

- Totaled 3 tackles, 1 PD and 1 INT for a team that forced 7 turnovers in two playoff games...Posted 1 special teams FR
- Started his first-career postseason game and had 1 tackle and 1 INT for a defense that picked off QB Tom Brady twice, not allowing him to throw a TD and holding him to a 57.5 passer rating in the AFC Championship at NE (1/22/12)
- Posted 2 tackles from scrimmage and 1 FR on special teams that led to the Ravens' first TD in the 20-13 victory in the Divisional Playoff vs. Hou. (1/15/12)
- Started his first-career NFL game and netted 1 solo tackle and 1 INT (32 return yards) in the 24-10 victory at Cle. (12/4)
- Netted 3 solo tackles, 1 PD and pulled in his first-career INT, which led to a Ravens' TD on the very next play, for a defense that forced 3 turnovers vs. Cin. (11/20)
- Saw action in his first-career game before leaving the contest on the opening kickoff with an ankle injury in the 35-7 victory vs. Pit. (9/11)

### — COLLEGE —

- Played in 47 games (27 starts) at Colorado, totaling 183 tackles, 18 PD and 3 INTs...Allowed just 11 completions and one first down in man coverage as a junior and senior
- Earned first-team All-Big 12 honors (coaches, *Phil Steele* and *collegefootballnews.com*) and Honorable Mention All-Big 12 (*Associated Press*) as a senior in 2010 after posting 70 tackles (57 solo), adding 2.5 TFL, 5 PD and 1 FR

### — HIGH SCHOOL —

- Prepped at Colton (CA) HS, where he earned first-team All-Southeastern Conference honors at WR and CB
- Also received first-team All-County recognition
- Posted 47 stops, 15 PD, 2 INTs, 2 FFs and 1 FR as a senior...Contributed 53 receptions for 1,123 yards and 14 TDs as a WR



### — SMITH'S COMMUNITY IMPACT —

- Joined fellow teammate Marcus Peters to provide Thanksgiving meals and turkeys for families at the Zion Baptist Church (2020)
- Supported teammates' charitable endeavors through the Bradley and Nikki Bozeman Halloween Costume Party (2019)
- Hosted the Jimmy Smith Football Camp at Towson University (2014), Grand Terrace (CA) High School and Landsdowne (MD) High School (2015)
- Joined fellow teammates to visit patients undergoing treatment for breast cancer at Mercy Medical Center, as part of the Ravens' Breast Cancer Awareness initiative (2014)
- Interacted with children undergoing medical treatment at Johns Hopkins Hospital (2014)
- Participated in the Ravens' 10th annual Holiday Helpers event at Target to shop for gifts with Baltimore youth (2014)
- Alongside Giant Food, helped distribute 150 holiday food baskets to families in need at the Harry & Jeanette Weinberg Family Center YMCA (2014)
- Shopped and delivered gifts to deserving Salvation Army (2013-14) and United Way (2016) families in Baltimore City

# 22 JIMMY SMITH

## JIMMY SMITH'S NFL REGULAR SEASON DEFENSIVE STATISTICS

DATE	TEAM	GP	GS	TACKLES								INTERCEPTIONS					FUMBLES			ST			MISC			
				TK	S	A	TFL	YDS	SK	YDS	QBH	NO	YDS	LG	TD	PD	FF	FR	YDS	TK	S	A	FF	FR	S	A
2011	Ravens	12	3	18	18	0	0	0	0.0	0.0	0	2	48	32	0	8	0	0	0	2	2	0	0	0	0	0
2012	Ravens	11	2	31	27	4	1	0	0.0	0.0	0	0	0	0	0	3	0	0	0	3	3	0	0	0	0	0
2013	Ravens	16	16	58	49	9	1	1	0.0	0.0	0	2	0	0	0	15	2	0	0	0	0	0	0	0	0	0
2014	Ravens	8	8	28	22	6	0	0	0.0	0.0	0	1	31	31	0	6	0	0	0	0	0	0	0	0	0	0
2015	Ravens	16	16	54	48	6	0	0	1.0	0.0	1	3	24	24t	1	10	0	0	0	0	0	0	0	0	0	0
2016	Ravens	11	11	32	29	3	0	0	0.0	0.0	0	0	0	0	0	4	0	0	0	0	0	0	0	0	0	0
2017	Ravens	12	12	28	26	2	1	1	0.0	0.0	0	3	58	50t	1	9	0	1	47	0	0	0	0	0	0	0
2018	Ravens	12	10	45	34	11	1	1	0.0	0.0	0	2	4	4	0	9	0	0	0	0	0	0	0	0	0	0
2019	Ravens	9	5	30	28	2	1	8	1.0	8.0	1	1	7	7	0	6	0	0	0	0	0	0	0	0	0	0
2020	Ravens	11	5	27	23	4	2	1	1.0	1.0	1	0	0	0	0	1	0	1	0	0	0	0	0	0	0	0
<b>NFL TOTALS</b>		<b>118</b>	<b>88</b>	<b>351</b>	<b>304</b>	<b>47</b>	<b>7</b>	<b>12</b>	<b>3.0</b>	<b>9.0</b>	<b>3</b>	<b>14</b>	<b>172</b>	<b>50T</b>	<b>2</b>	<b>71</b>	<b>2</b>	<b>2</b>	<b>47</b>	<b>5</b>	<b>5</b>	<b>0</b>	<b>0</b>	<b>0</b>	<b>0</b>	<b>0</b>

## JIMMY SMITH'S NFL POSTSEASON DEFENSIVE STATISTICS

DATE	TEAM	GP	GS	TACKLES								INTERCEPTIONS					FUMBLES			ST			MISC			
				TK	S	A	TFL	YDS	SK	YDS	QBH	NO	YDS	LG	TD	PD	FF	FR	YDS	TK	S	A	FF	FR	S	A
2011	Ravens	2	1	3	1	2	0	0	0.0	0.0	0	1	39	39	0	1	0	0	4	0	0	0	0	1	0	0
2012	Ravens	4	0	3	3	0	0	0	0.0	0.0	0	0	0	0	0	2	0	0	0	1	1	0	0	0	0	0
2018	Ravens	1	1	7	7	0	0	0	0.0	0.0	0	0	0	0	0	1	0	0	0	0	0	0	0	0	0	0
2019	Ravens	1	0	0	0	0	0	0	0.0	0.0	0	0	0	0	0	1	0	0	0	0	0	0	0	0	0	0
2020	Ravens	2	1	5	3	2	0	0	0.0	0.0	0	0	0	0	0	0	0	0	0	0	0	0	0	0	0	0
<b>NFL TOTALS</b>		<b>10</b>	<b>3</b>	<b>18</b>	<b>14</b>	<b>4</b>	<b>0</b>	<b>0</b>	<b>0.0</b>	<b>0.0</b>	<b>0</b>	<b>1</b>	<b>39</b>	<b>39</b>	<b>0</b>	<b>5</b>	<b>0</b>	<b>0</b>	<b>4</b>	<b>1</b>	<b>1</b>	<b>0</b>	<b>0</b>	<b>1</b>	<b>0</b>	<b>0</b>

### SINGLE-GAME HIGHS: DEFENSIVE

<b>Total Tackles</b>	11 at Kansas City Chiefs, Dec 09, 2018	<b>Interceptions</b>	2 vs. Cleveland Browns, Dec 30, 2018
<b>Sacks</b>	1.0 vs. Cincinnati Bengals, Oct 11, 2020 ...2 more at 1.0.	<b>Interception Return Yards</b>	50 vs. Miami Dolphins, Oct 26, 2017
<b>Passes Defensed</b>	3 vs. Cleveland Browns, Dec 30, 2018 ...3 more at 3.	<b>Special Teams Tackles</b>	2 at Cincinnati Bengals, Dec 30, 2012
<b>Forced Fumbles</b>	1 vs. Minnesota Vikings, Dec 08, 2013 ...1 more at 1.	<b>Longest Opponent's Fumble Return</b>	47 at Oakland Raiders, Oct 08, 2017
<b>Fumble Recoveries</b>	1 at Philadelphia Eagles, Oct 18, 2020 ...1 more at 1.	<b>Longest Own Fumble Return</b>	4 at Philadelphia Eagles, Oct 18, 2020
<b>Tackles For Loss</b>	1 at Indianapolis Colts, Nov 08, 2020 ...6 more at 1.		

### 2020 GAME-BY-GAME REGULAR-SEASON STATISTICS (RAVENS)

DATE	OPPONENT	P/S	TACKLES								INTERCEPTIONS					FUMBLES			ST			MISC		W/L	SCORE		
			TK	S	A	SK	YDS	TFL	YDS	QBH	NO	YDS	LG	TD	PD	FF	FR	YDS	TK	S	A	FF	FR			S	A
09/13	Browns	P	1	1	0	0.0	0.0	0	0	0	0	0	0	0	0	0	0	0	0	0	0	0	0	0	0	W	38-6
09/20	at Texans	P	3	3	0	0.0	0.0	0	0	0	0	0	0	0	0	0	0	0	0	0	0	0	0	0	0	W	33-16
09/28	Chiefs	S	5	3	2	0.0	0.0	0	0	0	0	0	0	0	0	0	0	0	0	0	0	0	0	0	L	20-34	
10/04	at Washington	P	3	3	0	0.0	0.0	0	0	0	0	0	0	0	0	0	0	0	0	0	0	0	0	0	W	31-17	
10/11	Bengals	S	1	1	0	1.0	1.0	1	1	1	0	0	0	0	0	0	0	0	0	0	0	0	0	0	W	27-3	
10/18	at Eagles	S	1	1	0	0.0	0.0	0	0	0	0	0	0	0	1	0	1	0	0	0	0	0	0	0	W	30-28	
11/01	Steelers	P	3	3	0	0.0	0.0	0	0	0	0	0	0	0	0	0	0	0	0	0	0	0	0	0	L	24-28	
11/08	at Colts	S	6	4	2	0.0	0.0	1	0	0	0	0	0	0	0	0	0	0	0	0	0	0	0	0	W	24-10	
11/15	at Patriots																								L	17-23	
11/22	Titans	P	1	1	0	0.0	0.0	0	0	0	0	0	0	0	0	0	0	0	0	0	0	0	0	0	L	24-30+	
12/02	at Steelers	S	2	2	0	0.0	0.0	0	0	0	0	0	0	0	0	0	0	0	0	0	0	0	0	0	L	14-19	
12/08	Cowboys																								W	34-17	
12/14	at Browns	P	1	1	0	0.0	0.0	0	0	0	0	0	0	0	0	0	0	0	0	0	0	0	0	0	W	47-42	
12/20	Jaguars																								W	40-14	
12/27	Giants																								W	27-13	
01/03	at Bengals																								W	38-3	
<b>2020 TOTALS</b>			<b>11-5</b>	<b>27</b>	<b>23</b>	<b>4</b>	<b>1.0</b>	<b>1.0</b>	<b>2</b>	<b>1</b>	<b>1</b>	<b>0</b>	<b>0</b>	<b>0</b>	<b>0</b>	<b>1</b>	<b>0</b>	<b>1</b>	<b>0</b>	<b>0</b>	<b>0</b>	<b>0</b>	<b>0</b>	<b>0</b>	<b>0</b>	<b>11-5</b>	

+ - Overtime







# 79



# RONNIE STANLEY

TACKLE

6-6 | 315

COLLEGE: NOTRE DAME

BORN: 3/18/94, LAS VEGAS, NV

EXP. (NFL/RAVENS): 6/6

GP/GS (PLAYOFFS): 62/62 (2/2)



### — KEY TRANSACTIONS —

- Placed on Injured Reserve (ankle) on 11/3/20
- Signed a five-year contract extension (through 2026) with the Ravens on 10/30/20
- Was selected by the Ravens in the first round (sixth overall) of the 2016 NFL Draft

### — HONORS —

- *Associated Press* first-team All-Pro (2019)
- Pro Bowl (2019)
- PFWA All-NFL and All-AFC (2019)

### — CAREER HIGHLIGHTS —

- Blocks for a rushing attack that has topped 100 rushing yards in 39-consecutive games, marking the second-longest streak of its kind in NFL history (Pittsburgh – 43 games, 1974-77)
- In 2020, started in Baltimore’s first six games, before being placed on Injured Reserve (ankle) on 11/3/20...Helped block for the NFL’s No. 1 rushing attack (191.9 ypg), which produced the third-most yards (3,071) ever in a 16-game NFL season... Baltimore owned the seventh-best scoring offense (29.3 ppg) and fourth-best third-down offense (48.8%)...The Ravens also tallied a franchise-record 24 rushing TDs
- In 2019, helped Baltimore set an NFL record for single-season rushing yards (3,296) and produce the NFL’s No. 1 scoring offense (33.2 ppg)
- In 2019, assisted the Ravens in becoming the first team ever to average at least 200 rushing (206.0) and 200 net passing (201.6) yards per game in a season
- Blocked for NFL MVP QB Lamar Jackson, who produced one of the greatest seasons ever by a QB in 2019...Jackson threw an NFL-high 36 TDs (also a franchise record) and posted 1,206 rushing yards, the most by a QB in NFL single-season history
- In 2019, helped the Ravens set new single-season franchise records for total TDs (64), points (531), rushing yards (3,296) and total net yards (6,521)
- In 2018, helped Baltimore produce the NFL’s No. 2 rushing attack - 2,441 yards (152.6 ypg)
- Baltimore also tallied a then-single-season team-record 5,999 total yards and permitted the NFL’s sixth-fewest sacks (32, tied Panthers) in 2018
- In 2017, helped the Ravens produce the NFL’s ninth-ranked scoring attack (24.7 ppg)...Over the last nine games of the season, Baltimore averaged the league’s second-most points per contest (29.4)
- Started 12 games at LT as a rookie in 2016, helping QB Joe Flacco post a team-record 4,317 passing yards

### — PERSONAL —

- Created The Ronnie Stanley Foundation in 2021 to support his community endeavors
- An avid soccer fan, Stanley visited Russia to attend the 2018 World Cup during the offseason
- Stanley is 50 percent Tongan, (his mother, Julie, was born in Tonga), and in 2015, Stanley earned the Polynesian Player of the Year Award, given annually by the Polynesian Football Hall of Fame to the most outstanding Polynesian college football player
- Is an advocate of pet adoption and supporting animal shelters...Went to the Baltimore BARCS Animal Shelter, where he adopted a pit bull (named Lola) in 2016 and then a pit mix (named Rico) in 2017
- Attended Bishop Gorman (Las Vegas, NV) HS with former Orioles and current free agent outfielder Joey Rickard

### 2020: (BALTIMORE RAVENS – 6/6, INJURED RESERVE)

- Started in Baltimore’s first six games, before being placed on Injured Reserve (ankle) on 11/3/20...Helped block for the NFL’s No. 1 rushing attack (191.9 ypg), which produced the third-most yards (3,071) ever in a 16-game NFL season... Baltimore owned the seventh-best scoring offense (29.3 ppg) and fourth-best third-down offense (48.8%)...The Ravens also tallied a franchise-record 24 rushing TDs
- Started at LT vs. Pit (11/1), before leaving the game in the first quarter with a season-ending ankle injury
- Started at LT and helped the offense produce 182 rushing yards on 37 carries (4.9 avg) in the 30-28 win at Phi. (10/18)...Helped QB Lamar Jackson (108) record his seventh-career 100-yard rushing game
- Started at LT and helped the Ravens produce 161 rushing yards on 24 attempts (6.7 avg) in the 27-3 win vs. Cin. (10/11)
- Helped Baltimore rush for 158 yards on 21 attempts, producing a 7.5 yards-per-carry average vs. KC (9/28)...The 7.5 yards per carry stands as the third-highest single-game clip in franchise history (8.37 vs. Cle. on 9/14/03 & 7.7 vs. Det. on 12/13/09)
- Helped pave the way for Baltimore’s rushing attack to gain 230 yards in the 33-16 win at Hou. (9/20)...Also blocked for QB Lamar Jackson, who completed 18-of-24 passes (75%) for 204 yards and 1 TD
- Helped block for QB Lamar Jackson, who completed 20-of-25 (80%) passes for 275 yards and 3 TDs, producing a 152.1 passer rating in the season-opening win vs. Cle. (9/13)...Jackson also added a team-high 45 rushing yards on 7 carries (6.4 avg.)...Left the game in the third quarter (ankle) and did not return



# 79 RONNIE STANLEY

## 2019: (BALTIMORE RAVENS – 15/15, 1/1)

- Helped Baltimore set an NFL record for single-season rushing yards (3,296) and produce the NFL's No. 1 scoring offense (33.2 ppg)...Assisted the Ravens in becoming the first team ever to average at least 200 rushing (206.0) and 200 net passing (201.6) yards per game in a season
- Helped the Ravens set new single-season franchise records for total TDs (64), points (531), rushing yards (3,296) and total net yards (6,521)
- Blocked for NFL MVP QB Lamar Jackson, who had one of the greatest seasons ever by a QB...Jackson threw an NFL-high 36 TDs (also a franchise record) and posted 1,206 rushing yards, the most by a QB in NFL single-season history
- Helped QB Lamar Jackson become the first player in NFL history with at least 350 passing yards and 100 rushing yards in a game (includes regular season and postseason) in the Divisional Playoff vs. Ten. (1/11/20)
- Blocked for QB Lamar Jackson, who set a new single-season franchise record in passing TDs (36), in the 31-15 win at Cle. (12/22)...Jackson also rushed (103 yards) for his NFL record-extending fifth 100-yard game of the season
- Was a gameday inactive (concussion) in Week 15 vs. NYJ
- Helped the Ravens produce 480 yards of offense (including a season-best 285 rushing) in the 45-6 win at LAR (11/25)
- Protected QB Lamar Jackson, who completed 17 of 24 passes for 222 yards and 4 TDs in the 41-7 win vs. Hou. (11/17)...Helped the Ravens post 256 rushing yards, making Baltimore the first team with 2,000-plus rushing yards in its first 10 games since the 1978 New England Patriots
- Blocked for QB Lamar Jackson in the 49-13 win at Cin. (11/10), helping him post his second perfect QB rating (158.3) of the season on 15-of-17 passing for 223 yards and 3 TDs
- Helped the Ravens produce 210 rushing yards, including 115 from RB Mark Ingram II, in the 37-20 victory vs. NE (11/3)...Also blocked for QB Lamar Jackson, who rushed for 2 TDs and threw for another
- Helped QB Lamar Jackson become the first player ever to pass for at least 200 yards (236) and rush for 150 yards (152) in a regular season game in the 23-17 win vs. Cin. (10/13)
- Helped the Ravens rush for 173 yards vs. Cle. (9/29)...Baltimore's 823 rushing yards in 2019 are the most ever by a Ravens' offense through the first four games of a season
- Protected QB Lamar Jackson, helping him become the only player in league history to throw for at least 250 yards and rush for at least 120 yards in the 23-17 win vs. Ari. (9/15)
- Helped Baltimore set single-game team records in yards (643) and points (59) in the 59-10, season-opening victory at Mia. (9/8)...Protected QB Lamar Jackson, allowing him to register career highs in yards (324) and TDs (5), while producing a perfect 158.3 passer rating...Helped block for RB Mark Ingram II, who tallied 107 rushing yards and 2 TDs

## 2018: (BALTIMORE RAVENS – 15/15, 1/1)

- Earned Pro Bowl second-alternate honors, helping Baltimore produce the NFL's No. 2 rushing attack, which totaled 2,441 yards (152.6 ypg)...Baltimore also tallied a then-single-season team-record 5,999 total yards and permitted the NFL's sixth-fewest sacks (32, tied Panthers)
- Helped the Ravens' rushing attack gain a season-high 296 yards in the 26-24 win vs. Cle. (12/30)...Marked the third-most rushing yards in franchise single-game history
- Protected QB Lamar Jackson, allowing him to complete 12 of 22 passes for a then-career-high 204 yards and 1 TD in the 22-10 win at LAC (12/22)
- Part of an O-line that helped pave the way for 242 rushing yards in the 20-12 win vs. TB (12/16)...Baltimore became the first team since 1976 (Steelers) to rush for at least 190 yards in five-consecutive games
- Started at LT for an offensive line that helped the Ravens produce 207 rushing yards in the 26-16 win at Atl. (12/2)...Marked the first time in franchise history Baltimore rushed for at least 200 yards in three-consecutive games
- Started at LT and helped Baltimore's offense rack up 416 yards, including 242 on the ground, in the 34-17 win vs. Oak. (11/25)...Marked the fourth time in franchise history the Ravens produced back-to-back 200-yard rushing games
- Started and helped the team produce the then-sixth-most rushing yards (267) in team history in the 24-21 win vs. Cin. (11/18)...Marked the first time in NFL history that a team had a *rookie* QB (Lamar Jackson, 119) and RB (Gus Edwards, 115) each surpass 100 rushing yards in a game
- Was a gameday inactive (ankle) vs. Pit. (11/4)
- Started at LT for an O-line that helped pave the way for 451 total yards (the most ever by a Ravens' team at Pittsburgh) in the 26-14 win at Pit. (9/30)
- Started for an O-line that helped protect QB Joe Flacco, allowing him to record 376 passing yards (the sixth-highest total of his career) and 2 TDs at Cin. (9/13)
- Started at LT and helped protect QB Joe Flacco, allowing him to complete 25 of 34 passes for 236 yards and 3 TDs in the 47-3 season-opening win vs. Buf. (9/9)

## 2017: (BALTIMORE RAVENS – 15/15)

- The Ravens permitted the league's seventh-fewest sacks (27, tied Vikings), helping the team produce the NFL's ninth-ranked scoring attack (24.7 ppg)...Over the last nine games of the season, Baltimore averaged the league's second-most points per contest (29.4)
- Protected QB Joe Flacco, allowing him to complete 26 of 42 passes for a season-high 288 yards and 1 TD in the 27-10 win at Cle. (12/17)
- Played for an O-line that protected QB Joe Flacco, allowing 0 sacks and helping the Ravens produce a season high in points in the 44-20 victory vs. Det. (12/3)
- Part of an O-line that helped pave the way for 139 rushing yards and 2 rushing TDs in the 23-16 win vs. Hou. (11/27)



## 79 RONNIE STANLEY

- Inactive (concussion) in the 23-0 win at GB (11/19)
- Part of an offensive line that did not permit a sack, while paving the way for a season-high 174 rushing yards in a 40-0 win vs. Mia. (10/26)
- Started at LT for an offense that did not allow a sack and generated 143 rushing yards in the 30-17 win at Oak. (10/8)
- Started at LT for an O-line that helped the Ravens register 136 rushing yards and QB Joe Flacco throw for 2 TDs in a 24-10 win vs. Cle. (9/17)
- Started (LT) for an O-line that helped the Ravens' rushing attack gain 157 yards, while also permitting just 1 sack, in the 20-0 season-opening victory vs. Cin. (9/10)

### 2016: (BALTIMORE RAVENS – 12/12)

- Started 12 games at LT as part of an O-line that helped protect QB Joe Flacco, allowing him to register a career-high 64.9 completion percentage and throw for a franchise-record 4,317 yards...Missed four games with a foot injury
- Part of an O-line that did not permit a sack, allowing QB Joe Flacco to connect on 36 passes on 47 attempts for 381 yards and 4 TDs in the 38-6 win vs. Mia. (12/4)...The Ravens had 496 yards of offense, then ranking sixth most in team history
- Started at LT and helped the Ravens generate 396 yards of offense in the 28-7 win vs. Cle. (11/10)

- Recorded his first-career start and protected QB Joe Flacco, who went 22-of-33 for 258 yards and 1 TD, in the 13-7 season-opening victory vs. Buf. (9/11)

### — COLLEGE —

- Played in 41 games at Notre Dame, making 39-straight starts to conclude his career
- Allowed just 4 QB hurries, 4 QB hits and 3 sacks as a senior in 2015, earning several first-team All-American honors...Also a semifinalist for the Lombardi Award (nation's top player) and Outland Trophy (nation's top interior lineman)
- Registered 16 knockdown blocks and allowed just 1 sack, the fewest of the Irish O-Lineman in 2014, earning Notre Dame Offensive Lineman of the Year

### — HIGH SCHOOL —

- Prepped at Bishop Gorman (Las Vegas, NV) HS, where he was a three-year starter who helped his team to a combined 43-3 record, three-straight state titles and final No. 5 national ranking in 2011
- Standout basketball player whose team finished with a No. 11 national ranking and won a state championship in 2011



### — STANLEY'S COMMUNITY IMPACT —

- Partnered with Merrick Pet Care to raise money for the Baltimore Animal Rescue and Care Shelter (2020)
- Participated in Ravens' "Register to Vote" Campaign PSA (2020)
- Joined former teammate Mark Ingram to provide Thanksgiving meals and turkeys for families at Curtis Bay Elementary/Middle School (2020)
- Participated in the Ravens' Signature Project with M&T Bank to renovate the facility and visit with children at the Webster Kendrick Boys & Girls Club in Baltimore (2019)
- Participated in Anthony Levine Sr.'s 10th Annual Home Run Derby & Softball Game with Ravens teammates (2019)
- Hosted Turkey giveaway to distribute 200 turkeys with teammates at Frederick Elementary School (2019)
- Hosted dinner event with local Baltimore Foster Teens (2019)
- Visited Baltimore's Dunbar High School football team to deliver Zappos Shoes/gift cards to the team (2018)
- Participated in the Maryland SPCA Dog Show contest (2018)
- Attended the announcement of the Ravens' five-year partnership with Up2Us Sports, which will help continue the team's social responsibility efforts to improve the Baltimore community through youth sports (2018)
- Hosted a special advanced screening of Jumanji: Welcome to the Jungle for youth from Casey Cares, the Boys & Girls Club of Metropolitan Baltimore and the Beyond Type 1 foundation (2017)
- Attended the Ravens Flock Festival at M&T Bank Stadium following the day he was drafted...Joined fans in interactive games while the team announced its remaining draft selections (2016)
- Joined the 2016 rookie class at the Helping Up Mission in Baltimore City, visiting with and serving lunch to residents
- Took children from the Casey Cares Foundation, an organization that provides uplifting programs with a special touch to critically ill children, on a Halloween costume shopping trip to Party City (2016)
- Joined youth from Woodson Elementary and George Washington Elementary to participate in the annual United Way and Hometown Huddle Ravens' TEAM Challenge event at Under Armour's Banner Field in Baltimore City (2016)
- Dedicated supporter of the BARCS Animal Shelter in Baltimore, where he adopted his dogs, Lola and Rico...Advocate for Show Your Soft Side, a campaign developed to combat the alarming incidence of animal abuse in Baltimore
- Supports teammates' charitable endeavors, including Tony Jefferson's "Shop With A Jock" holiday shopping event (2017) and former player Lardarius Webb's annual Softball Game (2016-17)



# 79 RONNIE STANLEY

## RONNIE STANLEY'S NFL REGULAR SEASON STATISTICS

DATE	TEAM	GP	GS
2016	Ravens	12	12
2017	Ravens	15	15
2018	Ravens	15	15
2019	Ravens	14	14
2020	Ravens	6	6
<b>NFL TOTALS</b>		<b>62</b>	<b>62</b>

## RONNIE STANLEY'S NFL POSTSEASON STATISTICS

DATE	TEAM	GP	GS
2018	Ravens	1	1
2019	Ravens	1	1
2020	Ravens	0	0
<b>NFL TOTALS</b>		<b>2</b>	<b>2</b>

## 2020 GAME-BY-GAME REGULAR-SEASON STATISTICS [RAVENS]

DATE	OPPONENT	P/S		W/L	SCORE
09/13	Browns	S		W	38-6
09/20	at Texans	S		W	33-16
09/28	Chiefs	S		L	20-34
10/04	at Washington		ON INACTIVE LIST	W	31-17
10/11	Bengals	S		W	27-3
10/18	at Eagles	S		W	30-28
11/01	Steelers	S		L	24-28
11/08	at Colts		INJURED RESERVE	W	24-10
11/15	at Patriots		INJURED RESERVE	L	17-23
11/22	Titans		INJURED RESERVE	L	24-30+
12/02	at Steelers		INJURED RESERVE	L	14-19
12/08	Cowboys		INJURED RESERVE	W	34-17
12/14	at Browns		INJURED RESERVE	W	47-42
12/20	Jaguars		INJURED RESERVE	W	40-14
12/27	Giants		INJURED RESERVE	W	27-13
01/03	at Bengals		INJURED RESERVE	W	38-3
<b>2020 TOTALS</b>		<b>6-6</b>		<b>11-5</b>	

+ - Overtime

## 2020 GAME-BY-GAME POSTSEASON STATISTICS [RAVENS]

DATE	OPPONENT	P/S		W/L	SCORE
01/10	at Titans		INJURED RESERVE	W	20-13
01/16	at Bills		INJURED RESERVE	L	3-17
<b>2020 TOTALS</b>		<b>0-0</b>		<b>1-1</b>	





# 26 GENO STONE

**SAFETY**

5-11 | 207

COLLEGE: IOWA

BORN: 4/19/99, NEW CASTLE, PA

EXP. (NFL/RAVENS): 2/2

GP/GS (PLAYOFFS): 2/0



## — KEY TRANSACTIONS —

- Re-signed by Baltimore on 3/23/21
- Claimed off waivers by the Texans and was placed on the Exempt/Commissioner's Permission List on 12/29/20
- Waived by Baltimore on 12/28/20
- Signed to Baltimore's 53-man roster from the practice squad on 11/17/20
- Activated from the practice squad (COVID replacement elevation) on 11/8/20 (at Ind.) and (standard elevation) on 11/15/20 at NE
- Signed to Baltimore's practice squad on 10/10/20
- Waived by the Ravens on 10/8/20
- Was selected by the Ravens in the seventh round (219th overall) of the 2020 NFL Draft

## — CAREER HIGHLIGHTS —

- Saw action on two games with the Ravens during his rookie campaign

## — PERSONAL —

- Mentored by Will Allen, a DB who played in the NFL from 2007-15 for the Tampa Bay Buccaneers, Pittsburgh Steelers and Dallas Cowboys
- Childhood friends with NFL safety Malik Hooker, who is also a New Castle, PA native

## 2020: (BALTIMORE RAVENS / HOUSTON TEXANS – 2/0)

- Saw action in two games for the Ravens during his rookie campaign, before being claimed off waivers by the Texans on 12/29

## — COLLEGE —

- Totaled 126 tackles (80 solo), 4 TFL, 1 sack, 6 INTs, 4 FFs, 1 FR and 13 PD in 39 career games at Iowa
- Ranked second in the Big Ten and 16th nationally, sharing the team lead with 4 INTs in 2018
- Notched his first-career TD with a 24-yard INT return at Penn State in 2018
- Majored in sport & recreation at Iowa

## — HIGH SCHOOL —

- Prepped at New Castle (PA) HS, where he earned first-team All-State honors as a senior DB and led his team to the playoffs in three-consecutive seasons...Also saw action at QB and WR during his three seasons and led the team in passing and rushing as a senior in 2016
- Set the school and conference record with 10 INTs in a single season his senior year
- Established a school record with 17 career INTs...Accounted for 5 offensive TDs and 3 INTs in a regional semifinal game
- Three-time letterman in basketball and track & field









# 85

# ERIC TOMLINSON

TIGHT END  
6-6 | 263

COLLEGE: UTEP

BORN: 4/22/92, OKLAHOMA CITY, OK

EXP. (NFL/RAVENS): 5/2

GP/GS (PLAYOFFS): 51/34 (2/1)



## — KEY TRANSACTIONS —

- Signed a Reserve/Future contract with Baltimore on 2/10/21
- Activated from the practice squad (COVID replacement elevation) on 12/2/20 at Pit., (standard elevation) 12/8/20 vs. Dal., (COVID replacement elevation) 12/14/20 at Cle. and (standard elevation) 12/20/20 vs. Jax.
- Signed to Baltimore's practice squad on 11/24/20
- Waived by the Giants on 11/13/20
- Signed by the New York Giants on 3/30/20
- Signed by the Raiders on 12/11/20
- Released by New England on 10/29/19
- Signed by the New England Patriots on 10/15/19
- Released by the Giants on 9/24/19
- Claimed off waivers by the Giants on 9/1/19
- Released by the Jets on 8/31/19
- Signed by the Jets on 11/5/16
- Signed to Houston's practice squad on 9/4/16
- Released by Houston on 9/3/16
- Signed by Houston on 1/11/16
- Signed to Houston Texans' practice squad on 9/8/15
- Waived by Philadelphia on 9/5/15
- Originally signed as an undrafted rookie free agent by the Philadelphia Eagles on 5/2/15

## — CAREER HIGHLIGHTS —

- Has appeared in 51 games (34 starts) in five seasons (2016-20) with the New York Jets, New England Patriots, New York Giants, Oakland Raiders and Baltimore Ravens, totaling 17 receptions for 194 yards (11.4 avg.) and 1 TD...Also has 7 ST tackles
- In 2020, appeared in six games (two starts) after signing to Baltimore's practice squad on 11/24/20 and later being elevated to the 53-man roster...Helped block for the NFL's No. 1 rushing attack (191.9 ypg), which produced the third-most yards (3,071) ever in a 16-game NFL season...Baltimore owned the seventh-best scoring offense (29.3 ppg) and fourth-best third-down offense (48.8%)...The Ravens also tallied a franchise-record 24 rushing TDs

## — PERSONAL —

- Majored in finance/management at Texas-El Paso
- Participated in mission trips every summer with his church

## 2020: (BALTIMORE RAVENS / NY GIANTS – 7/2, 2/1)

- Appeared in six games (two starts) after signing to Baltimore's practice squad on 11/24 and later being elevated to the 53-man roster...Helped block for the NFL's No. 1 rushing attack (191.9 ypg), which produced the third-most yards (3,071) ever in a 16-game NFL season...Baltimore owned the seventh-best scoring offense (29.3 ppg) and fourth-best third-down offense (48.8%)...The Ravens also tallied a franchise-record 24 rushing TDs
- Started at TE in his postseason debut, helping block for an offense that totaled a postseason franchise-record 236 rushing yards and a 6.7 yards-per-carry mark in the 20-13 Wild Card Playoff win at Ten. (1/10/21)
- Saw 38 offensive snaps and helped block for a rushing attack that totaled a franchise-record 404 rushing yards in the 38-3 win at Cin. (1/3/21)...The 404 rushing yards stand as the fourth most in an NFL game since 1950 and the second most since the 1970 merger...Baltimore registered its fifth-consecutive victory to earn the franchise's third-straight playoff berth
- Started at TE in his Ravens debut, seeing 16 offensive snaps at Pit. (12/2)
- Appeared in one game in 2020 with the Giants Week 1 vs. Pit. (9/14)

## 2019: (GIANTS / PATRIOTS / RAIDERS – 8/3)

- Competed in eight games (three starts) for three teams – NY Giants (3/0), New England (2/2), Oakland (3/1)
- Had 1 catch for 1 yard with New England in a Week 7 matchup at NY Jets (10/21)
- Recorded 1 ST tackle for the Giants in a Week 3 contest at TB (9/22)

## 2018: (NEW YORK JETS – 15/12)

- Appeared in a career-high 15 games (12 starts) and tied his career best with 8 catches for 72 yards (9.0 avg.)...Added a career-best 4 ST tackles
- Matched his career-best with 2 receptions for 15 yards vs. Den. (10/7)
- Caught 1 pass for a season-long 24 yards vs. Mia. (9/16)

## 2017: (NEW YORK JETS – 14/12)

- Played in 14 games (12 starts) in 2017 and produced 8 receptions for a career-high 121 yards (15.1 avg.) and 1 TD...Added 2 ST tackles
- Finished with 1 reception for 20 yards and scored the only TD of his career on a pass from QB Josh McCown vs. Atl. (10/29)
- Had 1 reception for 26 yards at Mia. (10/22)
- Caught 1 pass for a career-long 34 yards at Cle. (10/8)

# 85 ERIC TOMLINSON

- Had 2 receptions for 25 yards at Buf. (9/10)

## 2016: (NEW YORK JETS – 7/5)

- In his first NFL season, appeared in seven games (five starts), but did not record a reception

### — COLLEGE —

- Appeared in 45 games over four years at Texas-El Paso, totaling 59 receptions for 547 yards (9.3 avg.) and 4 TDs
- As a senior in 2014, started 11 games and caught 19 passes for 134 yards (7.1 avg.) and 1 TD, while earning All-Conference USA honorable mention
- In 2013, started all 12 games and collected 30 receptions for 304 yards (10.1 avg.) and 1 TD, and was named All-Conference USA honorable mention

- In 2012, played in 10 games and finished with 4 receptions for 26 yards
- As a freshman in 2011, played in 12 games (five starts) and recorded 6 catches for 83 yards (13.8 avg.) and 2 TDs, and was a member of the Conference USA All-Freshman team

### — HIGH SCHOOL —

- Prepped at Klein (TX) HS, where he played both TE and DE, and was a three-star recruit and a second-team All-District 13-5A selection at DE in both his junior and senior seasons
- Was a three-year starter with Klein's basketball team and a member of the National Honor Society

## ERIC TOMLINSON'S NFL REGULAR SEASON RUSHING/RECEIVING STATISTICS

DATE	TEAM	GP	GS	RECEIVING					RUSHING				
				NO.	YDS.	AVG.	LG	TD	NO.	YDS.	AVG.	LG	TD
2016	Jets	7	5	0	0	0.0	0	0	0	0	0.0	0	0
2017	Jets	14	12	8	121	15.1	34	1	0	0	0.0	0	0
2018	Jets	15	12	8	72	9.0	24	0	0	0	0.0	0	0
2019	Jets	0	0	0	0	0.0	0	0	0	0	0.0	0	0
				Went from <b>N.Y. Jets</b> to <b>N.Y. Giants.</b>									
2019	Giants	3	0	0	0	0.0	0	0	0	0	0.0	0	0
				Went from <b>N.Y. Giants</b> to <b>New England.</b>									
2019	Patriots	2	2	1	1	1.0	1	0	0	0	0.0	0	0
				Went from <b>New England</b> to <b>Oakland.</b>									
2019	Raiders	3	1	0	0	0.0	0	0	0	0	0.0	0	0
2019	TOTAL	8	3	1	1	1.0	1	0	0	0	0.0	0	0
2020	Giants	1	0	0	0	0.0	0	0	0	0	0.0	0	0
				Went from <b>N.Y. Giants</b> to <b>Baltimore.</b>									
2020	Ravens	6	2	0	0	0.0	0	0	0	0	0.0	0	0
2020	TOTAL	7	2	0	0	0.0	0	0	0	0	0.0	0	0
<b>NFL TOTALS</b>		<b>51</b>	<b>34</b>	<b>17</b>	<b>194</b>	<b>11.4</b>	<b>34</b>	<b>1</b>	<b>0</b>	<b>0</b>	<b>0.0</b>	<b>0</b>	<b>0</b>

## ERIC TOMLINSON'S NFL POSTSEASON RUSHING/RECEIVING STATISTICS

DATE	TEAM	GP	GS	RECEIVING					RUSHING				
				NO.	YDS.	AVG.	LG	TD	NO.	YDS.	AVG.	LG	TD
2020	Ravens	2	1	0	0	0.0	0	0	0	0	0.0	0	0
<b>NFL TOTALS</b>		<b>2</b>	<b>1</b>	<b>0</b>	<b>0</b>	<b>0.0</b>	<b>0</b>	<b>0</b>	<b>0</b>	<b>0</b>	<b>0.0</b>	<b>0</b>	<b>0</b>

### SINGLE-GAME HIGHS: RECEIVING

#### Receptions

2 vs. Denver Broncos, Oct 07, 2018  
...2 more at 2.

#### Receiving Yards

34 at Cleveland Browns, Oct 08, 2017

#### Longest Receptions

34 at Cleveland Browns, Oct 08, 2017

#### Receiving TDs

#### All-Purpose Yards

1 vs. Atlanta Falcons, Oct 29, 2017

34 at Cleveland Browns, Oct 08, 2017





# 18

# JOHNNY TOWNSEND

PUNTER

6-1 | 205

COLLEGE: FLORIDA

BORN: 2/14/95, ORLANDO, FL

EXP. (NFL/RAVENS): 3/2

GP/GS (PLAYOFFS): 17/0



### — KEY TRANSACTIONS —

- Re-signed (renegotiated contract) with the Ravens on 3/17/21
- Activated from the practice squad (COVID replacement elevation) on 1/3/21 at Cin.
- Signed to the Ravens' active roster off the Chiefs' practice squad on 12/31/20
- Signed to the Chiefs' practice squad on 11/17/20
- Released by Baltimore 9/5/20
- Signed with Baltimore 8/25/20
- Released by the Giants on 8/31/19
- Claimed off waivers by the Giants on 8/14/19
- Waived by Oakland on 8/13/19
- Originally selected by the Oakland Raiders in the fifth round (173rd overall) of the 2018 NFL Draft

### — CAREER HIGHLIGHTS —

- Has played in 17 games (16 with the Raiders and one with the Ravens), during his two-year career...Has totaled 72 punts for 3,122 yards, producing a 43.4 gross average and 38.3 net mark...Has also placed 17 punts inside the 20-yard line
- In 2020, filled in for P Sam Koch (COVID-19 list) in Week 17 at Cin. (1/3/21)...Punted twice for 100 yards, producing a 50.0 gross average and 37.0 net mark
- Rushed for 42 yards on a fake punt, marking the longest run by a punter in Raiders' franchise history, vs. LAC (11/11)

### — PERSONAL —

- Is an Eagle Scout and was a member of the National Honor Society and Spanish Honor Society
- His brother, Tommy, is the punter for the Kanas City Chiefs

### 2020: (BALTIMORE RAVENS / KC CHIEFS – 1/0)

- Filled in for P Sam Koch (COVID-19 list) in Week 17 at Cin. (1/3/21)...Punted twice for 100 yards, producing a 50.0 gross average and 37.0 net mark

### 2019: (NOT ON AN NFL ROSTER)

### 2018: (OAKLAND RAIDERS – 16/16)

- Punted in all 16 games for this Raiders during his rookie campaign...Totaled 70 punts for 3,022 yards with a 43.2 gross average (38.3 net avg)...Also placed 17 boots inside the 20-yard line, with only 5 touchbacks on the season
- Rushed for 42 yards on a fake punt, marking the longest run by a punter in Raiders' franchise history, vs. LAC (11/11)

### — COLLEGE —

- Played in 44 games over four seasons (2013, 2015-17) at Florida...Totaled a school record 240 punts for 11,090 yards (46.2 avg), placing 90 punts inside the opponents' 20-yard line, with just 22 touchbacks...Ranked fifth in SEC history in punting yards and tied for ninth in punts, and his 46.2 career average ranked first in SEC history when he declared for the NFL Draft in 2018...Also notched 11 punts of over 60 yards throughout his career

### — HIGH SCHOOL —

- Prepped at William R. Boone (Orlando, FL) HS, where he played free safety, quarterback and punter
- Was named to the 2012 Florida Class 8A All-State team and played in the Central Florida All-Star Game...Was also named a U.S. Army All-American and won the 2013 Felix "Doc" Blanchard Award, given annually to the top player at the U.S. Army All-America game who best exemplifies the U.S. Army's high standard of excellence in community service, education and athletic distinction
- Also played baseball and was an All-Metro performer

### JOHNNY TOWNSEND'S NFL REGULAR SEASON PUNTING STATISTICS

DATE	TEAM	GP	NO.	YDS.	AVG.	OPP. RET.	YDS.	NET YDS.	AVG.	TB	IN20	LG	BK
2018	Raiders	16	70	3,022	43.2	28	241	2,681	38.3	5	17	64	0
2020	Chiefs	0	2	100	50.0	2	26	74	37.0	0	0	55	0
Went from <b>Kansas City</b> to <b>Baltimore</b> .													
2020	Ravens	1	2	100	50.0	2	26	74	37.0	0	0	55	0
2020	TOTAL	1	4	200	50.0	4	52	148	37.0	0	0	55	0
<b>NFL TOTALS</b>		<b>17</b>	<b>74</b>	<b>3,222</b>	<b>43.5</b>	<b>32</b>	<b>293</b>	<b>2,829</b>	<b>38.2</b>	<b>5</b>	<b>17</b>	<b>64</b>	<b>0</b>

### JOHNNY TOWNSEND'S NFL POSTSEASON STATISTICS

DATE	TEAM	GP	GS
2020	Ravens	0	0
<b>NFL TOTALS</b>		<b>0</b>	<b>0</b>

# 18 JOHNNY TOWNSEND

## SINGLE-GAME HIGHS: PUNTER

**Punts** 8 at Arizona Cardinals, Nov 18, 2018  
**Gross Punting Yards** 361 at Arizona Cardinals, Nov 18, 2018  
**Gross Punting Avg** 54.0 vs. Los Angeles Chargers, Nov 11, 2018  
**Net Punting Yards** 283 at Arizona Cardinals, Nov 18, 2018  
**Net Punting Avg** 49.0 vs. Los Angeles Chargers, Nov 11, 2018

**Longest Punts Inside the 20** 64 vs. Denver Broncos, Dec 24, 2018  
**Rush Attempts** 3 vs. Denver Broncos, Dec 24, 2018  
**Rushing Yards** 1 vs. Los Angeles Chargers, Nov 11, 2018  
**Longest Runs** 42 vs. Los Angeles Chargers, Nov 11, 2018  
 42 vs. Los Angeles Chargers, Nov 11, 2018


## 2020 GAME-BY-GAME REGULAR-SEASON STATISTICS [CHIEFS/RAVENS]

DATE	OPPONENT		NO.	YDS.	AVG.	OPP. RET.	YDS.	NET YDS.	AVG	TB	IN20	LG	BK	W/L	SCORE
09/10	Texans						NOT ON ROSTER							W	34-20
09/20	at Chargers						NOT ON ROSTER							W	23-20+
09/28	at Ravens						NOT ON ROSTER							W	34-20
10/05	Patriots						NOT ON ROSTER							W	26-10
10/11	Raiders						NOT ON ROSTER							L	32-40
10/19	at Bills						NOT ON ROSTER							W	26-17
10/25	at Broncos						NOT ON ROSTER							W	43-16
11/01	Jets						NOT ON ROSTER							W	35-9
11/08	Panthers						NOT ON ROSTER							W	33-31
11/22	at Raiders						PRACTICE SQUAD							W	35-31
11/29	at Buccaneers						PRACTICE SQUAD							W	27-24
12/06	Broncos						PRACTICE SQUAD							W	22-16
12/13	at Dolphins						PRACTICE SQUAD							W	33-27
12/20	at Saints						PRACTICE SQUAD							W	32-29
12/27	Falcons						PRACTICE SQUAD							W	17-14
Went from Chiefs to Ravens.															
01/03	at Bengals	P	2	100	50.0	2	26	74	37.0	0	0	55	0	W	38-3
<b>2020 TOTALS</b>		<b>1</b>	<b>2</b>	<b>100</b>	<b>50.0</b>	<b>2</b>	<b>26</b>	<b>74</b>	<b>37.0</b>	<b>0</b>	<b>0</b>	<b>55</b>	<b>0</b>	<b>15-1</b>	

+ - Overtime

## 2020 GAME-BY-GAME POSTSEASON STATISTICS [RAVENS]

DATE	OPPONENT		NO.	YDS.	AVG.	OPP. RET.	YDS.	NET YDS.	AVG	TB	IN20	LG	BK	W/L	SCORE
01/10	at Titans						INACTIVE							W	20-13
01/16	at Bills						INACTIVE							L	3-17
<b>2020 TOTALS</b>		<b>0</b>	<b>0</b>	<b>0</b>	<b>0.0</b>	<b>0</b>	<b>0</b>	<b>0</b>	<b>0.0</b>	<b>0</b>	<b>0</b>	<b>0</b>	<b>0</b>	<b>1-1</b>	







# 9

KICKER

6-1 | 183



# JUSTIN TUCKER

COLLEGE: TEXAS

BORN: 11/21/89, AUSTIN, TX

EXP. (NFL/RAVENS): 10/10

GP/GS (PLAYOFFS): 144/0 (10/0)



### — KEY TRANSACTIONS —

- Signed a four-year contract extension (through 2023 season) with the Ravens on 4/24/19
- Re-signed (four-year deal) with Baltimore on 7/15/16
- Signed with the Ravens as a rookie free agent on 5/29/12

### — HONORS —

- Four-time Pro Bowler (2013, 2016, 2019-20)
- *Associated Press* first-team All-Pro (2013, 2016, 2018-19)
- *Associated Press* second-team All-Pro (2017, 2020)
- PFWA All-NFL (2013, 2016, 2018-20)
- PFWA All-AFC (2013, 2016-20)
- Pro Bowl first alternate (2017-18)
- Seven-time AFC Special Teams Player of the Month (October, 2019; November, 2018; September, 2018; November, 2017; September, 2016; November, 2014; November, 2013)
- Eleven-time AFC Special Teams Player of the Week (Week 6, 2019; Week 5, 2019; Week 16, 2018; Week 3, 2018; Week 12, 2016; Week 8, 2015; Week 4, 2015; Week 3, 2014; Week 15, 2013; Week 12, 2013; Week 10, 2013)
- GMC "Never Say Never" Moment winner (Week 15, 2013)
- *USA Today* All-Joe Team (2012)

### — CAREER HIGHLIGHTS —

- Is the most accurate kicker in NFL history (90.7%), connecting on 291-of-321 FG attempts
- Owns 16-career game-winning FGs (15 regular season and 1 playoff), connecting on 10 of those in road games
- In 2020, connected on 26-of-29 (89.7) FGAs and 52-of-53 (98.1) PATs, en route to his fourth-overall and second-consecutive Pro Bowl nod... Finished with at least 130 points for his fifth-consecutive season, tying the NFL record of consecutive seasons with 130-plus points (Stephen Gostkowski, 2011-15 & David Akers, 2008-12)
- In Week 6 of 2019, became the fastest kicker in NFL history (118 games) to score 1,000 career points (10/13 vs. Cin.)
- Is the first kicker in NFL history to produce six seasons with 30-plus FGM (2012-13, 2015-18)
- Since 2012, ranks first in the NFL in FGs made (291) and points (1,223)
- In 2019, connected on 28-of-29 FGAs (96.6%) and a franchise-record 57-of-59 PATs, marking his fourth-consecutive year scoring exactly 141 points (a Ravens single-season scoring record)
- In 2019, helped the Ravens produce the NFL's No. 1 scoring offense (33.2 ppg) and set a team record for points (531)

- In 2018, became the fastest pure kicker in league history to reach the 900-point (107 games) and 800-point milestone (95 games)...Only Gino Cappelletti (a WR/kicker combo from 1960-70) did it faster (106 & 93 games, respectively)
- Owns an NFL-record six-career games with multiple 50-plus-yard FGs...Is 24-of-30 on 50-plus-yard kicks since the 2016 season
- In 2016, earned his second Pro Bowl invitation and was a unanimous first-team All-Pro selection after producing perhaps the greatest season ever by an NFL kicker...Scored a single-season franchise-record 141 points, connecting on 38-of-39 FGs (lone miss was a block) and 27-of-27 PATs
- In 2016, Tucker's 38 FGs ranked first in the NFL, while he was 10-for-10 from 50-plus yards, tying (Blair Walsh, 2012) for the most such kicks in NFL single-season history...An NFL single-season record 24 of Tucker's 38 FGs made came from 40 yards or beyond (he was 24-of-24 on such boots)
- Fastest kicker in NFL history to make 100 FGs (50 games) and to reach the 500-point milestone (60 games), overtaking Hall of Famer Jan Stenerud (61 games)
- Became just the ninth kicker in league history to make 3 FGs of 50-plus yards in a single game, connecting on kicks of 52, 57 & 54 yards, vs. Cin. (11/27/16)
- Since PATs were moved to the 15-yard line in 2015, Tucker is 240-of-244 (98.3%) and owns the NFL's top success rate (min. 100 attempts)
- Kicked a franchise-record 61-yard game-winning FG as part of a franchise-record 6 FGs (29, 24, 32, 49, 53 and 61) in the victory at Det. (12/16/13), becoming the only kicker in NFL history to kick FGs from the 20-, 30-, 40-, 50- and 60-yard ranges in a single game
- His 11-career AFC Special Teams Player of the Week awards are the most in franchise history
- His seven AFC Special Teams Player of the Month selections are the most ever by a ST player...His 7 POM awards are three more than Ravens legends S Ed Reed & K Matt Stover for the most in franchise history

### — PERSONAL —

- He and wife, Amanda, have a son, Easton (6)
- Can sing opera in seven different languages: English, Spanish, French, German, Italian, Latin and Russian
- Appeared on the 2018 CBS show "Most Valuable Performer," winning the competition by singing "Ave Maria"
- Likes to do impressions of celebrities such as George W. Bush, Matthew McConaughey, Christopher Walken and former teammate Ray Lewis



## 9 JUSTIN TUCKER

- Pre-game ritual is to lay out his entire uniform (helmet to cleats) on the floor in front of his locker, just as childhood football hero Deion Sanders did

### 2020: (BALTIMORE RAVENS – 16/0, 2/0)

- Connected on 26-of-29 (89.7) FGAs and 52-of-53 (98.1) PATs, en route to his fourth-overall and second-consecutive Pro Bowl nod...Finished with at least 130 points for his fifth-consecutive season, tying the NFL record of consecutive seasons with 130-plus points (Stephen Gostkowski, 2011-15 & David Akers, 2008-12)
- Drilled 2-of-3 FGAs, including a 51-yarder in the fourth quarter of the 20-13 Wild Card Playoff win at Ten. (1/10/21)...The 51-yard make was the second-longest playoff boot of his career (52 yards; 1/3/15 at Pit.)
- Connected on a game-winning 55-yard FG with :02 remaining to give Baltimore a 45-42 lead in the victory at Cle. (12/14)...Now owns 16-career game-winning FGs (15 regular season and 1 playoff), with 10 of those coming on the road
- Connected on 3-of-3 FGAs, including a season-long 55-yarder, and all 3 PATs in the 30-28 win at Phi. (10/18)...Has hit the second most 50-plus yard FGs (40) since entering the NFL in 2012
- Connected on each of his 4 FGAs and 3 PATs (15 total points) in the 33-16 win at Hou. (9/20)...Also appeared in his 130th-straight game, surpassing LB Jarret Johnson for the second-most consecutive-games played in Ravens history
- Connected on his only FGA (41 yards), also nailing all 5 PATs and producing 7 TBs on all his kickoffs, in the season-opening vs. Cle. (9/13)

### 2019: (BALTIMORE RAVENS – 16/0, 1/0)

- Connected on 28-of-29 FGAs (96.6%) and a franchise-record 57 of 59 PATs, marking his fourth-consecutive year scoring exactly 141 points (a Ravens single-season scoring record)...Tucker is the NFL's only kicker to surpass the 140-point mark in each of the past four years (2016-19)
- Helped the Ravens produce the NFL's No. 1 scoring offense (33.2 ppg) and set a franchise record for points (531)
- Went 4-for-4 on FGAs, hitting from 45, 22, 42 and 47 yards in the 28-10 victory vs. Pit. (12/29)
- Clinched the Ravens' win with a 49-yard boot, marking his second game-winning FG of the season and his 15th-career game-winner, in the 20-17 victory vs. SF (12/1)
- Went 3-for-3 on FGAs, hitting from 25, 28 and 22 yards, and connected on all 3 PATs, in the 30-16 win at Sea. (10/20)
- Booted a 40-yard FG to become the fastest kicker in NFL history (118 games) to score 1,000 career points in the 23-17 victory vs. Cin. (10/13)...Tucker was 3-for-3 on FGAs, hitting from 40, 49 and 21 yards
- Kicked a 46-yard FG in OT to seal the Ravens' victory in the 26-23 win at Pit. (10/6)...The boot marked his 14th-career game-winning FG and his second such at Pittsburgh (52-yard OT kick in 2015)...In the win, Tucker was 4-for-4 on FGAs and 2-of-2 on PATs (14 total points)

- Connected on all 3 FGAs, hitting from 33, 28 and 51 yards in the 23-17 win vs. Ari. (9/15)

### 2018: (BALTIMORE RAVENS – 16/0, 1/0)

- Earned first-team All-Pro and Pro Bowl first-alternate honors after connecting on 35-of-39 FGAs (misses were from 53 and 65 yards, and he had 2 kicks blocked)...Scored a franchise-record 141 points for the third-straight season, becoming the NFL's only kicker to surpass the 140 mark in each of the past three years
- Produced 10 points, connecting on 3 FGAs and 1 PAT, in the 22-10 win at LAC (12/22)...Became the first kicker in NFL history to produce six seasons with 30-plus FGM...Earned AFC Special Teams Player of the Week honors (his ninth-career award) for the performance
- Made all 4 FG attempts (41, 21, 45, 47 yards) and was 2-for-2 on PATs in the 26-16 win at Atl. (12/2)...Marked the 14th time in his career that Tucker made at least 4 FGs in a game
- Named AFC Special Teams Player of the Month for November after connecting on 8 of 8 FGAs, a perfect 6-for-6 on PATs, his sixth-career POM award
- Connected on both FGAs (47 and 28 yards) and was a perfect 3-for-3 on PATs in the 34-17 win vs. Oak. (11/25)...With his 10 points on the day, Tucker became the fastest pure kicker in league history to reach 900 career points, doing so in his 107th game...The only overall player to reach the milestone faster was WR/K Gino Cappelletti (106)
- Nailed all 3 FGAs, which included a season-long 56-yarder, in the 24-21 win vs. Cin. (11/18)...His 24-yard FG in the fourth quarter marked the 13th game-winning FG (including playoffs) of his career
- Named AFC Special Teams Player of the Month for September after connecting on 9 of 10 FGAs, a perfect 12-for-12 on PATs, and 3-for-3 on 50-yard-plus FGM
- Connected on two 52-yard FGs, setting an NFL-record with six-career games with multiple 50-plus-yard FGs in the 27-14 win vs. Den. (9/23)...Earned his eighth-career AFC Special Teams Player of the Week for his performance

### 2017: (BALTIMORE RAVENS – 16/0)

- Earned *Associated Press* second-team All-Pro honors after connecting on 34 of 37 FGAs and tying his franchise record of 141 total points...Made his last 19 kicks, and his lone misses on the season were from 46 (blocked), 58 and 62 yards
- Connected on 3 FGAs, scoring his 800th-career point and becoming the fastest pure kicker in league history to reach the 800 milestone in the 23-16 victory vs. Ind. (12/23)
- Made all 3 of his FG attempts (38, 46, 51) and went a perfect 5-of-5 on PATs, helping the Ravens produce a season high in points in the 44-20 win vs. Det. (12/3)
- Named AFC Special Teams Player of the Month for November after converting on 8-of-8 FGAs and 6-of-6 on PATs in the month
- Scored 11 points, connecting on both PATs and all 3 FGAs (53, 31, 49) in a 23-16 win vs. Hou. (11/27)

## 9 JUSTIN TUCKER

- Scored his 700th-career point, connecting on 3 of 3 FGAs and 3 PATs in the 30-17 victory at Oak. (10/8)

### 2016: (BALTIMORE RAVENS – 16/0)

- Earned his second Pro Bowl invitation and was a unanimous first-team All-Pro selection after producing perhaps the greatest season ever by an NFL kicker... Scored a single-season franchise-record 141 points, connecting on 38 of 39 FGs (lone miss was a block) and 27 of 27 PATs
- Tucker's 38 FGs ranked first in the NFL, while he was 10-for-10 from 50-plus yards, tying (Blair Walsh, 2012) for the most such kicks in NFL single-season history... An NFL single-season record 24 of Tucker's 38 FGs made came from 40 yards or beyond (he was 24-of-24 on such boots)
- Totaled 13 points hitting all 4 FGAs and 1 PAT at Pit. (12/25)
- Connected on his 10th FG of 50-plus yards in 2016, tying Blair Walsh (2012) for the most in NFL single-season history in the 27-26 win vs. Phi... Improved to 10-of-10 from 50-plus in 2016 and made a 47-yard FG and all 3 of his PATs
- Posted 11 points, connecting on 3 of 4 FGAs and 2 PATs at NE (12/12)... Tucker's streak of 35 consecutive FGs made was snapped when his first attempt was blocked... Streak ties (Adam Vinatieri, 2013-14) for the fifth longest of all time
- Connected on his 35th-straight FGA by converting a 55-yard boot and made all 5 PATs in the 38-6 win vs. Mia. (12/4)
- Earned AFC Special Teams Player of the Week after recording his fifth-career game with multiple 50-yard FGs made, becoming the first NFL kicker to make 3 FGs of 50-plus yards in the first half of a game, in the 19-14 victory vs. Cin. (11/27)... Finished 4-of-4 on FGAs (52, 57, 54, 36)
- Recorded his 12th game-winning FG on a 53-yarder with 1:02 left in the 19-17 win at Jax. (9/25)
- Kicked his 11th-career game-winner (49 yards) to spur Baltimore's second-largest comeback (20 points) in team history in the 25-20 win at Cle. (9/18)

### 2015: (BALTIMORE RAVENS – 16/0)

- Converted 33-of-40 FGAs and all 29 PATs (128 total points), becoming the fastest kicker in NFL history to score 500 points (60 games) in a career
- Made 50- and 37-yard FGs in the 20-17 victory vs. Pit. (12/27)
- Connected on 2 FGAs (38 and 31 yards) and 1 PAT to become the fastest kicker in NFL history to score 500 points (60 games) at Mia. (12/6)
- Converted his 10th-career game-winning FG from 47 yards in the 16-13 victory vs. STL (11/22)
- Named AFC Special Teams Player of the Week for the sixth time in his career after connecting on 5 FGs, including a 39-yard game-winner, in the 29-26 victory vs. SD (11/1)
- Earned his fifth-career AFC Special Teams Player of the Week award after scoring the game's final 10 points, including the game-tying and game-winning FGs in the OT victory at Pit. (10/1)... His 52-yard game-winner is the longest FG by an opponent at Heinz Field and ties (Jeff Reed, 2010) for longest overall

- Became the fastest kicker in NFL history to make 100 FGs, doing so in his 50th career contest, after connecting from 22, 21, 37 and 21 yards at Oak. (9/20)

### 2014: (BALTIMORE RAVENS – 16/0, 2/0)

- Connected on 29-of-34 FGAs and all 42 PATs for 129 points... Also, by scoring his 401st point in the season finale, Tucker became the second-fastest kicker in NFL history to reach the 400-point milestone, doing so in his 48th NFL game (Hall of Famer Jan Stenerud, 47 games)
- Connected on all 4 FGAs (28, 45, 52 and 25) and was true on all 7 PATs, totaling 19 points in two postseason contests
- Earned AFC Special Teams Player of the Month (Nov.) after scoring 33 points, connecting on all 7 FGAs and 12 PATs
- Produced 15 points, connecting on all 4 FGAs and all 3 PATs (his 100th-consecutive PAT) vs. SD (11/30)
- Connected on all 6 PATs and 2 of 3 FGAs (46, 49 and his 64-yard attempt was blocked) in the 48-17 win at TB (10/12)
- Earned AFC Special Teams Player of the Week honors after connecting on a 32-yard game-winner as time expired in the 23-21 victory at Cle. (9/21)... Finished with 11 points on 3 FGAs and 2 PATs
- Contributed 14 points, connecting on all 4 FGAs and both PATs in the 26-6 victory vs. Pit. (9/11)

### 2013: (BALTIMORE RAVENS – 16/0)

- Earned his first-career Pro Bowl nod after posting a then-franchise-record 140 points, including a franchise-record 38 FGM (on 41 attempts) and the then-third-highest FG percentage in Ravens history (92.7)... Made an impressive 33-consecutive FGs, the fifth-longest streak in NFL history
- Kicked a franchise-record 61-yard game-winning FG, as part of a franchise-record 6 FGM (29, 24, 32, 49, 53, 61), in the 18-16 victory at Det. (12/16), becoming the only kicker in NFL history to kick FGs from 20-, 30-, 40-, 50- and 60-yard range in a single game
- Earned Special Teams Player of the Week and GMC "Never Say Never" Moment of the Week honors after kicking a franchise-record 61-yard game-winning FG, as part of a franchise-record 6 FGMs (29, 24, 32, 49, 53, 61) in the 18-16 victory at Det. (12/16)
- Made all 5 FGAs (16 points) in the 22-20 win vs. Pit. (11/28)
- Named AFC Special Teams Player of the Month (Nov.) after making all 14 FGAs and 7 PATs (49 points) in five games
- Named AFC Special Teams Player of the Week for the second time in three weeks, scoring 13 points by hitting all 4 FGAs and 1 PAT in the 19-3 win vs. NYJ (11/24)
- Earned AFC Special Teams Player of the Week honors after kicking his fifth-career game-winning FG (a 46-yarder in OT), as well as another FG in regulation (36 yards) and 2 PATs in the 20-17 win vs. Cin. (11/10)
- Totaled 14 points after connecting on 4 FGAs and both PATs in the 26-23 victory at Mia. (10/6)... His 44-yard FG with 1:42 remaining sealed the victory



# 9 JUSTIN TUCKER

## 2012: (BALTIMORE RAVENS – 16/0, 4/0)

- Named to *USA Today's* All-Joe Team, finishing with 132 points (rookie franchise record)...Connected on 90.9% of his FGAs (30 of 33), the then-second-best mark in franchise history and second best by a rookie kicker in NFL history
- Hit all 42 of his PATs, establishing a Ravens' single-season franchise record
- Became the Ravens' single-season leader of 50-yard FGs (4, broken with 6 in 2013 and then 10 in 2016)...Became the first rookie ever to make 2 50-plus-yard FGs in two games
- One of only two rookie free agents (Deonte Thompson) to make the Ravens' 53-man opening-day roster
- Posted 28 points (4 FGs and 16 PATs), helping the Ravens score 124 points in four playoff games en route to winning Super Bowl XLVII
- Nailed the game-winning 47-yard FG in double-OT and connected on all 5 PATs in the 38-35 victory in the Divisional Playoff at Den. (1/12/13)
- Connected on all 4 PATs and both FGAs, including a 38-yarder with 5:38 remaining in the fourth quarter to extend the Ravens' lead to 34-29, in the 34-31 victory in Super Bowl XLVII vs. SF (2/3/13)
- Kicked a game-winning FG (38-yarder) with 1:07 remaining in the 16-13 OT victory at SD (11/25)...Was 3-of-3 on FGAs (including a game-tying 38-yarder as time expired in regulation to tie the game)
- Posted 13 points, while connecting on a then-franchise-record 7 PATs and both FGAs, as part of a team-record 55-point output vs. Oak. (11/11)
- Made both FGAs (51 and 54 yards) and 1 PAT at Hou. (10/21)
- Connected on all 3 FGAs (28, 26 and 39) in the 9-6 victory over the Chiefs at KC (10/7)...Also posted his first-career special teams tackle against the Chiefs
- Kicked his first game-winning FG (a 27-yarder as time expired) in the 31-30 victory vs. NE (9/23)

- Was true on all 3 FGAs, including a 56-yarder, and 2 PATs at Phi. (9/16)...The 56-yard FG tied a then-team record (Wade Richey)...Became the first rookie in NFL history to make 3 FGs of 48 yards or more in a single game
- Played in his first-career NFL game and connected on all 5 PATs and 3 FGAs vs. Cin. (9/10)

### — COLLEGE —

- Kicked in a variety of roles at Texas, handling kickoff duties in 52 games and placekicking in 25 contests
- Posted 190-career points by hitting 40 of 48 FGAs (83.3%, third in UT history) and all 71 PATs...Also a rugby-style punter, registering 155 punts for 6,283 yards (40.5 avg.)
- Saw action in all 13 games as a senior in 2011, making 17 of 21 FGAs (81.0%), including a 52-yard long...Earned second-team All-Big 12 honors by the *Associated Press* and one of UT's Frank Denius Most Valuable Special Teams Player Awards...Averaged 64.5 yards per kickoff with 12 TBs, adding 63 punts for 2,471 yards (39.2 avg.)...Connected on the game-winning FG at in-state rival Texas A&M, earning Big 12 Special Teams Player of the Week honors
- Handled kickoff and punting duties as a sophomore in 2009 for the 13-1 Longhorns, who earned a spot in the BCS National Championship game...Kicked off 99 times for an average of 62.3 yards per kick, adding 14 TBs
- Majored in music at Texas

### — HIGH SCHOOL —

- Prepped at Westlake (Austin, TX) HS, where he was a three-year letterman, also playing CB, WR and safety
- Connected on 30 of 44 FGAs and 155 of 162 PATs, ranking as ESPN's No. 3 placekicker in the nation
- Earned third-team 5A All-State by the Texas Sports Writers Association and first-team All-District as a senior...Added 8 receptions for 185 yards and 2 TDs as a receiver
- Also lettered while playing for the soccer team





# 9 JUSTIN TUCKER



## — TUCKER'S COMMUNITY IMPACT —

- Participated in a surprise virtual meeting and provided words of encouragement to the late Lindsey Cohen, a 23-year-old who succumbed to her battle with breast cancer in early 2021 (2020)
- Participated in Ravens' "Register to Vote" Campaign PSA (2020)
- Participated in "Mask on Maryland" Public Service Announcement (2020)
- Participated in the Ravens' Signature Project with M&T Bank to renovate the facility and visit with children at the Webster Kendrick Boys & Girls Club in Baltimore (2019)
- Partnered with Campbell's to donate 500 cans of soup for each FG Tucker made during the 2018 season to the Maryland Food Bank (2019)
- Participated in Anthony Levine Sr.'s 10th Annual Home Run Derby & Softball Game with Ravens teammates (2019)
- Played in former Raven Torrey Smith's Family Fund Charity Basketball Tournament (2019)
- Participated in Ravens' Inaugural Caw to Action – a celebration of the NFL's Huddle for 100 efforts through organizing books on the Ravens' Bookmobile (2019)
- Helped distribute coats and cold-weather gear to residents at the annual Helping Up Mission coat distribution (2019)
- Participated in Ravens annual Holiday Helpers event at Target to shop for holiday gifts with Baltimore youth in need (2015, 2019)
- Hosted Ice Skating Event with kids from Baltimore's Living Classrooms (2019)
- Presented the Baltimore School for the Arts with a \$50,000 check for the school to continue its efforts in teaching the arts...Earned the money from his performance of Ave Maria on the CBS show "Most Valuable Performer" (2018)
- Joined teammates to sign autographs and play games during the Ravens' A Purple Evening, the team's annual event dedicated to female fans (2018)
- Participated in the Players Philanthropy Fund's Beltway Boards & Brews Cornhole Tournament at the Baltimore Museum of Industry (2017-18)
- Co-hosted Holiday Party for Mount Washington Pediatric Hospital fundraiser (2017)
- Teamed up with the Ravens and Verizon Wireless to launch a community-wide "Pass It Forward" campaign that included a full day of activities planned throughout the Baltimore area to surprise Ravens fans with random acts of kindness (2016)
- Joined Ravens alumni and teammates during Jameel McClain's 53 Families Thanksgiving event to serve a warm meal to families in need (2016)
- Performed "Ave Maria" at the Catholic Charities Christmas Festival that benefitted Gallagher Services, which supports adults with intellectual and developmental disabilities (2015-16)
- Supported former player Lardarius Webb at his Celebrity Softball Game (2016-17) and annual Thanksgiving food distribution at Webster Kendrick Boys & Girls Club (2015)...Also joined fellow Raven O.J. Brigance in the Brigance Brigade Zumbathon for ALS at the Downtown Merritt Athletic Club (2015)
- Attended TEAM CASA, the official charity team of the Maryland CASA Association, a fundraising event for the Baltimore Running Festival (2015)
- Volunteered with teammates and Ravens staff to support Habitat for Humanity of the Chesapeake in the building of 18 brand new rowhomes, three of which were funded by the Ravens Foundation, Inc (2013)...Presented keys for those three rowhomes to new homeowners in an unveiling ceremony (2014)
- Represented the Ravens at ribbon-cutting ceremonies for the City Springs Community Athletic Complex (2014) and Patterson Park's Youth Sports and Education Center (2013)
- Served as a host for the annual Goodwill Gridiron Halloween Party, a fundraiser with proceeds benefitting Goodwill Industries of the Chesapeake (2014-16)
- Joined Healthy Harbor Baltimore in bringing awareness to GamePlanEarth, a season-long environmental initiative established and led by the Ravens to help make Baltimore more sustainable (2014)
- Supports team holiday events such as the annual MedStar Union Memorial Hospital visit (2014) and the annual coat distribution to residents at the Helping Up Mission (2013-14, 2017-18)
- Served a Thanksgiving-themed meal and read stories to children at Paul's Place homeless shelter (2014)
- Joined former Ravens kicker Matt Stover for a holiday reading at Kennedy Krieger's annual Festival of Trees (2014)
- Participated in events that promote PLAY 60, the NFL movement for an active generation, including the Hispanic Heritage Football Clinic (2012), the Hometown Huddle Ravens' TEAM Challenge (2012-13) and Fuel Up to PLAY 60 Rewards Assembly (2014)

# 9 JUSTIN TUCKER

## JUSTIN TUCKER'S NFL REGULAR SEASON KICKING STATISTICS

DATE	TEAM	GP	FGM	FGA	PCT.	LG	XP	XPA	PCT.	BLK	PTS
2012	Ravens	16	30	33	90.9	56	42	42	100.0	0	132
2013	Ravens	16	38	41	92.7	61	26	26	100.0	0	140
2014	Ravens	16	29	34	85.3	55	42	42	100.0	1	129
2015	Ravens	16	33	40	82.5	52	29	29	100.0	0	128
2016	Ravens	16	38	39	97.4	57	27	27	100.0	1	141
2017	Ravens	16	34	37	91.9	57	39	39	100.0	1	141
2018	Ravens	16	35	39	89.7	56	36	37	97.3	2	141
2019	Ravens	16	28	29	96.6	51	57	59	96.6	0	141
2020	Ravens	16	26	29	89.7	55	52	53	98.1	0	130
<b>NFL TOTALS</b>		<b>144</b>	<b>291</b>	<b>321</b>	<b>90.7</b>	<b>61</b>	<b>350</b>	<b>354</b>	<b>98.9</b>	<b>5</b>	<b>1,223</b>

## JUSTIN TUCKER'S NFL POSTSEASON KICKING STATISTICS

DATE	TEAM	GP	FGM	FGA	PCT.	LG	XP	XPA	PCT.	BLK	PTS
2012	Ravens	4	4	4	100.0	47	16	16	100.0	0	28
2014	Ravens	2	4	4	100.0	52	7	7	100.0	0	19
2018	Ravens	1	1	2	50.0	33	2	2	100.0	0	5
2019	Ravens	1	2	2	100.0	49	0	0	0.0	0	6
2020	Ravens	2	3	6	50.0	51	2	2	100.0	0	11
<b>NFL TOTALS</b>		<b>10</b>	<b>14</b>	<b>18</b>	<b>77.8</b>	<b>52</b>	<b>27</b>	<b>27</b>	<b>100.0</b>	<b>0</b>	<b>69</b>

## JUSTIN TUCKER'S NFL REGULAR SEASON FIELD-GOAL ACCURACY STATISTICS

DATE	TEAM	1-19	PCT.	20-29	PCT.	30-39	PCT.	40-49	PCT.	50+	PCT.
2012	Ravens	0-0	0.0	8-8	100.0	8-8	100.0	10-13	76.9	4-4	100.0
2013	Ravens	0-0	0.0	10-10	100.0	12-13	92.3	10-11	90.9	6-7	85.7
2014	Ravens	0-0	0.0	10-10	100.0	11-11	100.0	4-4	100.0	4-9	44.4
2015	Ravens	0-0	0.0	10-10	100.0	9-9	100.0	10-11	90.9	4-10	40.0
2016	Ravens	0-0	0.0	4-4	100.0	10-11	90.9	14-14	100.0	10-10	100.0
2017	Ravens	0-0	0.0	7-7	100.0	11-11	100.0	11-12	91.7	5-7	71.4
2018	Ravens	0-0	0.0	12-12	100.0	9-9	100.0	9-11	81.8	5-7	71.4
2019	Ravens	0-0	0.0	8-8	100.0	9-9	100.0	10-11	90.9	1-1	100.0
2020	Ravens	0-0	0.0	8-8	100.0	6-7	85.7	9-9	100.0	3-5	60.0
<b>NFL TOTALS</b>		<b>0-0</b>	<b>0.0</b>	<b>77-77</b>	<b>100.0</b>	<b>85-88</b>	<b>96.6</b>	<b>87-96</b>	<b>90.6</b>	<b>42-60</b>	<b>70.0</b>

## JUSTIN TUCKER'S NFL POSTSEASON FIELD-GOAL ACCURACY STATISTICS

DATE	TEAM	1-19	PCT.	20-29	PCT.	30-39	PCT.	40-49	PCT.	50+	PCT.
2012	Ravens	1-1	100.0	1-1	100.0	1-1	100.0	1-1	100.0	0-0	0.0
2014	Ravens	0-0	0.0	2-2	100.0	0-0	0.0	1-1	100.0	1-1	100.0
2018	Ravens	0-0	0.0	0-0	0.0	1-1	100.0	0-0	0.0	0-1	0.0
2019	Ravens	0-0	0.0	1-1	100.0	0-0	0.0	1-1	100.0	0-0	0.0
2020	Ravens	0-0	0.0	0-0	0.0	2-2	100.0	0-2	0.0	1-2	50.0
<b>NFL TOTALS</b>		<b>1-1</b>	<b>100.0</b>	<b>4-4</b>	<b>100.0</b>	<b>4-4</b>	<b>100.0</b>	<b>3-5</b>	<b>60.0</b>	<b>2-4</b>	<b>50.0</b>

### SINGLE-GAME HIGHS: KICKER

#### Field Goals Made

6 at Detroit Lions, Dec 16, 2013

#### Field Goal Attempts

6 at Detroit Lions, Dec 16, 2013

#### Longest Field Goals Made

61 at Detroit Lions, Dec 16, 2013

#### PATs Made

8 at Miami Dolphins, Sep 08, 2019

#### PAT Attempts

8 at Miami Dolphins, Sep 08, 2019

#### Points

18 at Detroit Lions, Dec 16, 2013

#### Kickoff Average

69.3 at Cincinnati Bengals, Oct 26, 2014

#### Extra Point Attempt Percentage

100.0 at Cincinnati Bengals, Jan 03, 2021

...14 more at 100.0.

# 9 JUSTIN TUCKER

## 2020 GAME-BY-GAME REGULAR-SEASON STATISTICS [RAVENS]

DATE	OPPONENT	P	FIELD GOALS				EXTRA POINTS				PTS	W/L	SCORE
			FGM	FGA	PCT	LG	XP	XPA	PCT	BLK			
09/13	Browns	P	1	1	100.0	41	5	5	100.0	0	8	W	38-6
09/20	at Texans	P	4	4	100.0	47	3	3	100.0	0	15	W	33-16
09/28	Chiefs	P	2	2	100.0	42	2	2	100.0	0	8	L	20-34
10/04	at Washington	P	1	1	100.0	46	4	4	100.0	0	7	W	31-17
10/11	Bengals	P	2	3	66.7	46	3	3	100.0	0	9	W	27-3
10/18	at Eagles	P	3	3	100.0	55	3	3	100.0	0	12	W	30-28
11/01	Steelers	P	1	1	100.0	51	3	3	100.0	0	6	L	24-28
11/08	at Colts	P	1	1	100.0	48	3	3	100.0	0	6	W	24-10
11/15	at Patriots	P	1	1	100.0	24	2	2	100.0	0	5	L	17-23
11/22	Titans	P	3	3	100.0	30	1	1	100.0	0	10	L	24-30+
12/02	at Steelers	P	0	0	0.0	0	2	2	100.0	0	2	L	14-19
12/08	Cowboys	P	2	3	66.7	35	4	4	100.0	0	10	W	34-17
12/14	at Browns	P	1	1	100.0	55	4	5	80.0	1	7	W	47-42
12/20	Jaguars	P	1	2	50.0	46	5	5	100.0	0	8	W	40-14
12/27	Giants	P	2	2	100.0	28	3	3	100.0	0	9	W	27-13
01/03	at Bengals	P	1	1	100.0	34	5	5	100.0	0	8	W	38-3
<b>2020 TOTALS</b>		<b>16</b>	<b>26</b>	<b>29</b>	<b>89.7</b>	<b>55</b>	<b>52</b>	<b>53</b>	<b>98.1</b>	<b>1</b>	<b>130</b>	<b>11-5</b>	

+ - Overtime

## 2020 GAME-BY-GAME POSTSEASON STATISTICS [RAVENS]

DATE	OPPONENT	P	FIELD GOALS				EXTRA POINTS				PTS	W/L	SCORE
			FGM	FGA	PCT	LG	XP	XPA	PCT	BLK			
01/10	at Titans	P	2	3	66.7	51	2	2	100.0	0	8	W	20-13
01/16	at Bills	P	1	3	33.3	34	0	0	0.0	0	3	L	3-17
<b>2020 TOTALS</b>		<b>2</b>	<b>3</b>	<b>6</b>	<b>50.0</b>	<b>51</b>	<b>2</b>	<b>2</b>	<b>100.0</b>	<b>0</b>	<b>11</b>	<b>1-1</b>	







# 78



# ALEJANDRO VILLANUEVA

**TACKLE**

6-9 | 320

COLLEGE: ARMY

BORN: 9/22/88, MERIDIAN, MS

EXP. (NFL/RAVENS): 7/1

GP/GS (PLAYOFFS): 96/90 (7/7)



### — KEY TRANSACTIONS —

- Signed a two-year deal with the Ravens as an unrestricted free agent (Pit.) on 5/4/21
- Signed a four-year contract with the Steelers on 7/27/17
- Signed a Reserve/Future contract with Pittsburgh on 1/5/15
- Signed to Pittsburgh's practice squad on 8/31/14
- Released by the Eagles on 8/23/14
- Originally signed with the Philadelphia Eagles as a rookie free agent on 5/5/14

### — HONORS —

- Two-time Pro Bowler (2017-18)

### — CAREER HIGHLIGHTS —

- Entering 2021, has played in 96 games (90 starts) at LT during his seven-year career (2014-20) and has started all seven postseason contests in which he has appeared in
- Has played in 96-consecutive regular season games, tied for the second-longest active streak among NFL offensive tackles...His 90-consecutive regular season starts mark the third-longest active streak amongst his position group
- Started all 16 games and one postseason contest in 2020...Was a key member of the Steelers' O-line that helped Pittsburgh tally 11-consecutive victories to start the season, en route to clinching the AFC North Division title...Helped block for an offensive line that allowed an NFL-low 14 sacks, while the Pittsburgh aerial attack completed an NFL-high 428 passes and 25 TDs (tied for the NFL's sixth most)
- In 2018, started all 16 games and helped block for Steelers QB Ben Roethlisberger, who threw for an NFL-high 5,129 yards (320.6 ypg) on 452 completions...The offensive line yielded 24 sacks, marking the fourth fewest in the league, as the Steelers' offense produced 403.3 yards per game, ranking No. 4 in the NFL...Pittsburgh's passing offense averaged 313.0 yards per game, finishing as the league's second-best aerial attack
- Started all 16 games and one postseason contest at LT in 2017, helping clear running lanes for Pittsburgh All-Pro RB Le'Veon Bell to finish with the NFL's third-most rushing yards (1,291) and third-most (tied) rushing TDs (9)
- In 2016, started all 16 games and three postseason contests, helping block for an O-line that allowed the second-fewest sacks in the league (21) and guided Pro Bowl RB Le'Veon Bell to the NFL's third-most yards from scrimmage (1,884 – 616 receiving) and fifth-most rushing yards (1,268)...Helped the Steelers reach the AFC Conference Championship for the first time since their Super Bowl XLV (2010 season) appearance

- Scored his only career TD on a 2-yard pass from K Chris Boswell at Den. (11/25/18)...The fake FG-TD tied the score at 10-10 as time expired in the first half

### — PERSONAL —

- Spent 2010-13 as an active member of the United States Army, serving three tours in Afghanistan, and was promoted to the ranking of Captain in April 2014
- Earned various honors and recognition for his service, including the Bronze Star Medal of Valor, the Ranger Tab, the Parachutist Badge, the Bronze Star Medal for overseas service, National Defense Service Medal, Afghanistan Campaign Medal with Campaign Star, Global War on Terrorism Service Ribbon, Army Service Ribbon, Overseas Service Ribbon, NATO Medal, Combat Infantryman's Badge and Expert Infantryman's Badge
- Was one of two finalists for the sixth annual Salute to Service Award presented by USAA (2016)...He and former Falcons head coach and current Cowboys defensive coordinator Dan Quinn were selected for their efforts to honor and support members of the military community
- The son of Ignacio and Matilda Villanueva...His father was a Lieutenant Commander in the Spanish Navy and also worked for NATO throughout Europe...His younger brother, Iñaki, is a professional rugby union player and plays on the Spanish national rugby union team
- He and his wife, Madelyn, have three children, Cruz, Eva and Alina...Their wedding ceremony was held at the Jesus the Divine Word Catholic Church in Huntingtown, MD
- Graduated with a bachelor's degree in systems engineering from the U.S. Military Academy at West Point, NY (2010), and earned an MBA from Carnegie Melon's Tepper School of Business (2019)

### 2020: (PITTSBURGH STEELERS – 16/16, 1/1)

- Started all 16 regular season games and one postseason contest at LT...Was a key cog on an offensive unit that helped Pittsburgh record 11-straight victories to begin the 2020 campaign, en route to clinching the AFC North Division title...Helped block for an offensive line that allowed an NFL-low 14 sacks, while the Pittsburgh aerial attack completed an NFL-high 428 passes and 25 TDs (tied for the NFL's sixth most)
- Started at LT in the Wild Card Playoff, helping protect QB Ben Roethlisberger, who finished with a postseason career-high 501 passing yards and 4 TDs, while not being sacked on any of his 68 dropbacks vs. Cle. (1/10/21)
- Was part of an offensive line that didn't allow a sack for the fifth-consecutive game, vs. Was. (12/7)

# 78 ALEJANDRO VILLANUEVA

- Protected the blind side of QB Ben Roethlisberger, as he tallied 333 passing yards and a season-high 4 TDs through the air, while not being sacked, vs. Cin. (11/15)
- Blocked for an O-line that helped the rushing attack produce a season-high 169 yards, as RB James Conner led the way with 109 rushing yards of his own, adding a TD, vs. Hou. (9/27)...For the first time since 2007, Pittsburgh registered a 100-yard rusher in each of the team's first three games

## 2019: (PITTSBURGH STEELERS – 16/16)

- Started all 16 games at LT for an O-line that ranked tied for ninth in the league in fewest sacks allowed (32)...The O-line yielded 1 sack or less in seven different contests
- Helped the Steelers' offense produce a season-high 159 rushing yards on 38 carries (4.2 ypc) at Cin. (11/24)...Adding 179 yards through the air, it marked the second time in 2019 Pittsburgh's offense registered 150-plus yards on the ground and 150-plus yards through the air in the same game
- Blocked for RB James Conner, who produced a season-high 145 yards and 1 TD on 23 carries (6.3 ypc) vs. Mia. (10/28)...Pittsburgh's offense posted a season-high 394 total yards of offense, as it was the team's only outing in 2019 with at least 200 passing yards and 150 rushing yards
- Helped protect the blind side for QB Mason Rudolph, as the O-line didn't permit a sack, allowing him to produce a career-high 124.6 QB rating, while completing 24-of-28 passes for 229 yards and 2 TDs vs. Cin. (9/30)
- Blocked for a Steelers offense that produced a season-high 276 passing yards in the season-opener at NE (9/8)

## 2018: (PITTSBURGH STEELERS – 16/16)

- Started all 16 games at LT, helping Pittsburgh finish with the NFL's No. 2 passing offense (313.0 ypg)...QB Ben Roethlisberger threw for an NFL-high 5,129 yards (320.6 ypg) on 452 completions...The offensive line yielded 24 sacks, marking the fourth fewest in the league...Pittsburgh's offense produced 403.3 yards per game, ranking No. 4 in the NFL
- Helped RB Jaylen Samuels produce a career-high 142 yards on the ground on 19 carries (7.5 ypc) vs. NE (12/16)
- Helped the Steelers' offense produce a season-high 527 total yards and 452 passing yards at Den. (11/25)...Scored his only career TD on a two-yard pass from K Chris Boswell...The fake FG-TD tied the score at 10-10 as time expired in the first half
- Blocked the blind side of QB Ben Roethlisberger, who completed 22-of-25 passes for 328 yards and 5 TDs (158.3 rating) vs. Car. (11/8)...It marked Roethlisberger's fourth-career outing with a perfect passer rating and the first time he's achieved that feat since 2007 (12/20 at STL)
- Blocked for a rushing attack that totaled a season-high 168 rushing yards vs. Cle. (10/28)

## 2017: (PITTSBURGH STEELERS – 16/16, 1/1)

- Started all 16 games at LT, helping Pittsburgh All-Pro RB Le'Veon Bell finish with the NFL's third-most rushing yards (1,291) and third-most (tied) rushing TDs (9)
- Helped guide Pittsburgh to a Divisional Playoff berth, in which Pro Bowl QB Ben Roethlisberger completed 37-of-58 passes for 469 yards, 5 TDs and 1 INT, tallying a 110.5 QB rating vs. Jax. (1/14/2018)
- Helped Bell rush for 117 yards on 24 carries (4.9 avg) and 1 TD vs. NE (12/17)
- Protected Roethlisberger's blind side, as Pittsburgh finished with two 100-yard receivers, in All-Pro WR Antonio Brown (8 catches, 101 yards, 1 TD) and Bell (5 catches, 106 yards, 1 TD), at Cin. (12/4)...It marked the first time since 2015 that Pittsburgh finished with multiple 100-yard receivers in the same game...Roethlisberger posted a QB rating of 88.5 behind an O-line that allowed only 1 sack
- Blocked for an offensive line that didn't allow a sack and helped create space for Bell to produce 134 yards on the ground vs. Cin. (10/22)
- Opened lanes for Bell, who produced a season-high 179 rushing yards (5.6 ypc) and 1 TD on 32 carries at KC (10/15)

## 2016: (PITTSBURGH STEELERS – 16/16, 3/3)

- Started all 16 games and three postseason contests, helping block for an O-line that allowed the second-fewest sacks in the league (21) and guided Pro Bowl RB Le'Veon Bell to the NFL's third-most yards from scrimmage (1,884 – 616 receiving) and fifth-most rushing yards (1,268)...Helped the Steelers reach the AFC Conference Championship for the first time since their Super Bowl XLV (2010 season) appearance
- Helped block for QB Ben Roethlisberger, who completed 31-of-47 passes for 314 yards and 1 TD, without allowing a sack in the AFC Championship game at NE (1/22/2017)
- Started at LT in the Divisional Playoff round and created space for Bell to rush for a postseason-franchise record 170 yards on 30 carries (5.7 ypc) at KC (1/15/2017)
- In the Wild Card Playoff round, started at LT and was a key cog on an offensive line that helped Bell rush for 167 yards and 2 TDs on 29 carries (5.8 ypc) vs. Mia. (1/8/17)
- Helped provide running lanes for Bell to produce career highs in rushing attempts (38), rushing TDs (3) and set a franchise single-game rushing record (236 yards) at Buf. (12/11)

## 2015: (PITTSBURGH STEELERS – 16/10, 2/2)

- Appeared in all 16 games (10 starts) and both postseason contests at LT...Part of an O-line that helped generate the NFL's third-best total offense (395.4 ypg), third-best passing offense (287.7 ypg) and fourth-best scoring unit (26.4 ppg)...Helped block for an offense that netted over 450 yards in four-straight contests (Weeks 9-14), tying an NFL record
- Blocked for an O-line that helped Pro Bowl QB Ben Roethlisberger complete 24-of-39 passes for 364 yards and a season-high 4 TDs (126.4 rating), without allowing a sack vs. Ind. (12/6)

# 78 ALEJANDRO VILLANUEVA

- Protected Roethlisberger's blind side, helping him tally a season-high 456 passing yards and a TD, while completing 36-of-55 passes at Sea. (11/29)
- Helped block for a rushing attack that totaled a season-high 195 yards and 2 TDs on the ground vs. Oak. (11/8)...Pittsburgh's 9 rushing first downs also marked a season high
- Helped protect Roethlisberger, en route to completing 21-of-27 passes for 369 yards and 3 TDs (155.8 rating), without allowing a sack vs. SF (9/20)

- Originally signed with the Eagles as a rookie free agent

## — COLLEGE —

- Played in 28 games (24 starts) at Army (2006-09), seeing action at WR, LT and DL...Was originally recruited to play TE, but as a WR and senior captain in 2009, led the team in receptions (34), receiving yards (522) and receiving TDs (5)
- Started all 12 games at LT in 2008
- Majored in systems engineering at Army

## — HIGH SCHOOL —

- Prepped at SHAPE American (Casteau, Belgium) HS, where he began to play football and was recruited to play for the Army Black Knights at West Point

## 2014: (STEELERS / EAGLES – 0/0)

- Spent the entire season on the Steelers' practice squad after being released by Philadelphia on 8/23



## — VILLANUEVA'S COMMUNITY IMPACT —

- Visited Pittsburgh VA Medical Center on several occasions and took part in numerous events the Steelers hosted to recognize veterans
- Through the Steelers Social Justice Grant program, a program which is led by the players in an effort to engage with various factions, including law enforcement, charitable organizations, military and more to strengthen the community at large, Villanueva donated \$2,500 to Veterans Place of Washington Boulevard and \$2,500 to VA Pittsburgh Fisher House, with the Steelers matching the donations and each organization receiving \$5,000 (2021)
- With the help of the USO and the NFL, Villanueva spent three days in the Kaiserslautern, Germany, military community hosting autograph sessions and football camps for both youth and adults, tying the fundamentals of football to being a service member (2019)
- As part of the NFL's "My Cause My Cleats" initiative, supported the Special Operations Warrior Foundation, an organization that provides support for families of severely wounded and fallen soldiers, focusing mainly on providing educational aid to the surviving children of special operations personnel who lost their lives in the line of duty (2019)
- Donated the proceeds of his royalty check from NFL jersey sales to various charities in Pittsburgh, Baltimore, Cincinnati and Cleveland...In all, Villanueva sent checks to 20 different places (2018)
- Took part in USAA's Member Voices commercial series...USAA is the official military appreciation sponsor of the NFL (2016)

## ALEJANDRO VILLANUEVA'S NFL REGULAR SEASON STATISTICS

DATE	TEAM	GP	GS
2015	Steelers	16	10
2016	Steelers	16	16
2017	Steelers	16	16
2018	Steelers	16	16
2019	Steelers	16	16
2020	Steelers	16	16
<b>NFL TOTALS</b>		<b>96</b>	<b>90</b>

## ALEJANDRO VILLANUEVA'S NFL POSTSEASON STATISTICS

DATE	TEAM	GP	GS
2015	Steelers	2	2
2016	Steelers	3	3
2017	Steelers	1	1
2020	Steelers	1	1
<b>NFL TOTALS</b>		<b>7</b>	<b>7</b>



# 78 ALEJANDRO VILLANUEVA

## ALEJANDRO VILLANUEVA'S NFL REGULAR SEASON DEFENSIVE STATISTICS

DATE	TEAM	GP	GS	TACKLES							INTERCEPTIONS					FUMBLES			ST				MISC				
				TK	S	A	TFL	YDS	SK	YDS	QBH	NO	YDS	LG	TD	PD	FF	FR	YDS	TK	S	A	FF	FR	S	A	
2015	Steelers	16	10	0	0	0	0	0	0.0	0.0	0	0	0	0	0	0	0	0	0	0	0	0	0	0	0	1	0
2016	Steelers	16	16	0	0	0	0	0	0.0	0.0	0	0	0	0	0	0	0	0	0	0	0	0	0	0	0	1	0
2017	Steelers	16	16	0	0	0	0	0	0.0	0.0	0	0	0	0	0	0	0	0	0	0	0	0	0	0	1	0	
2018	Steelers	16	16	0	0	0	0	0	0.0	0.0	0	0	0	0	0	0	0	0	0	0	0	0	0	0	1	0	
2019	Steelers	16	16	0	0	0	0	0	0.0	0.0	0	0	0	0	0	0	0	2	0	0	0	0	0	0	0	0	
2020	Steelers	16	16	0	0	0	0	0	0.0	0.0	0	0	0	0	0	0	1	0	0	0	0	0	0	0	0	0	
<b>NFL TOTALS</b>		<b>96</b>	<b>90</b>	<b>0</b>	<b>0</b>	<b>0</b>	<b>0</b>	<b>0</b>	<b>0.0</b>	<b>0.0</b>	<b>0</b>	<b>0</b>	<b>0</b>	<b>0</b>	<b>0</b>	<b>0</b>	<b>0</b>	<b>3</b>	<b>0</b>	<b>0</b>	<b>0</b>	<b>0</b>	<b>0</b>	<b>0</b>	<b>0</b>	<b>4</b>	<b>0</b>

## ALEJANDRO VILLANUEVA'S NFL POSTSEASON DEFENSIVE STATISTICS

DATE	TEAM	GP	GS	TACKLES							INTERCEPTIONS					FUMBLES			ST				MISC				
				TK	S	A	TFL	YDS	SK	YDS	QBH	NO	YDS	LG	TD	PD	FF	FR	YDS	TK	S	A	FF	FR	S	A	
2015	Steelers	2	2	0	0	0	0	0	0.0	0.0	0	0	0	0	0	0	0	0	0	0	0	0	0	0	0	0	0
2016	Steelers	3	3	0	0	0	0	0	0.0	0.0	0	0	0	0	0	0	0	0	0	0	0	0	0	0	0	0	0
2017	Steelers	1	1	0	0	0	0	0	0.0	0.0	0	0	0	0	0	0	0	0	0	0	0	0	0	0	0	0	0
2020	Steelers	1	1	0	0	0	0	0	0.0	0.0	0	0	0	0	0	0	0	0	0	0	0	0	0	0	1	0	
<b>NFL TOTALS</b>		<b>7</b>	<b>7</b>	<b>0</b>	<b>0</b>	<b>0</b>	<b>0</b>	<b>0</b>	<b>0.0</b>	<b>0.0</b>	<b>0</b>	<b>0</b>	<b>0</b>	<b>0</b>	<b>0</b>	<b>0</b>	<b>0</b>	<b>0</b>	<b>0</b>	<b>0</b>	<b>0</b>	<b>0</b>	<b>0</b>	<b>0</b>	<b>1</b>	<b>0</b>	

## 2020 GAME-BY-GAME REGULAR-SEASON STATISTICS [STEELERS]

DATE	OPPONENT	P/S	W/L	SCORE
09/14	at Giants	S	W	26-16
09/20	Broncos	S	W	26-21
09/27	Texans	S	W	28-21
10/11	Eagles	S	W	38-29
10/18	Browns	S	W	38-7
10/25	at Titans	S	W	27-24
11/01	at Ravens	S	W	28-24
11/08	at Cowboys	S	W	24-19
11/15	Bengals	S	W	36-10
11/22	at Jaguars	S	W	27-3
12/02	Ravens	S	W	19-14
12/07	Washington	S	L	17-23
12/13	at Bills	S	L	15-26
12/21	at Bengals	S	L	17-27
12/27	Colts	S	W	28-24
01/03	at Browns	S	L	22-24
<b>2020 TOTALS</b>		<b>16-16</b>	<b>12-4</b>	

## 2020 GAME-BY-GAME POSTSEASON STATISTICS [STEELERS]

DATE	OPPONENT	P/S	W/L	SCORE
01/10	Browns	S	L	37-48
<b>2020 TOTALS</b>		<b>1-1</b>	<b>0-1</b>	

## 2020 GAME-BY-GAME REGULAR-SEASON STATISTICS [STEELERS]

DATE	OPPONENT	P/S	TACKLES							INTERCEPTIONS					FUMBLES			ST				MISC		W/L	SCORE		
			TK	S	A	SK	YDS	TFL	YDS	QBH	NO	YDS	LG	TD	PD	FF	FR	YDS	TK	S	A	FF	FR			S	A
09/14	at Giants	S	0	0	0	0.0	0.0	0	0	0	0	0	0	0	0	0	0	0	0	0	0	0	0	0	0	W	26-16
09/20	Broncos	S	0	0	0	0.0	0.0	0	0	0	0	0	0	0	0	0	0	0	0	0	0	0	0	0	0	W	26-21
09/27	Texans	S	0	0	0	0.0	0.0	0	0	0	0	0	0	0	0	0	0	0	0	0	0	0	0	0	W	28-21	
10/11	Eagles	S	0	0	0	0.0	0.0	0	0	0	0	0	0	0	0	0	0	0	0	0	0	0	0	0	W	38-29	
10/18	Browns	S	0	0	0	0.0	0.0	0	0	0	0	0	0	0	0	0	0	0	0	0	0	0	0	0	W	38-7	
10/25	at Titans	S	0	0	0	0.0	0.0	0	0	0	0	0	0	0	0	0	0	0	0	0	0	0	0	0	W	27-24	
11/01	at Ravens	S	0	0	0	0.0	0.0	0	0	0	0	0	0	0	0	0	0	0	0	0	0	0	0	0	W	28-24	
11/08	at Cowboys	S	0	0	0	0.0	0.0	0	0	0	0	0	0	0	0	0	0	0	0	0	0	0	0	0	W	24-19	
11/15	Bengals	S	0	0	0	0.0	0.0	0	0	0	0	0	0	0	0	0	0	0	0	0	0	0	0	0	W	36-10	
11/22	at Jaguars	S	0	0	0	0.0	0.0	0	0	0	0	0	0	0	0	0	0	0	0	0	0	0	0	0	W	27-3	
12/02	Ravens	S	0	0	0	0.0	0.0	0	0	0	0	0	0	0	0	0	0	0	0	0	0	0	0	0	W	19-14	
12/07	Washington	S	0	0	0	0.0	0.0	0	0	0	0	0	0	0	0	0	0	0	0	0	0	0	0	0	L	17-23	
12/13	at Bills	S	0	0	0	0.0	0.0	0	0	0	0	0	0	0	0	0	0	0	0	0	0	0	0	0	L	15-26	
12/21	at Bengals	S	0	0	0	0.0	0.0	0	0	0	0	0	0	0	0	1	0	0	0	0	0	0	0	0	L	17-27	
12/27	Colts	S	0	0	0	0.0	0.0	0	0	0	0	0	0	0	0	0	0	0	0	0	0	0	0	0	W	28-24	
01/03	at Browns	S	0	0	0	0.0	0.0	0	0	0	0	0	0	0	0	0	0	0	0	0	0	0	0	0	L	22-24	
<b>2020 TOTALS</b>		<b>16-16</b>	<b>0</b>	<b>0</b>	<b>0</b>	<b>0.0</b>	<b>0.0</b>	<b>0</b>	<b>0</b>	<b>0</b>	<b>0</b>	<b>0</b>	<b>0</b>	<b>0</b>	<b>0</b>	<b>1</b>	<b>0</b>	<b>0</b>	<b>0</b>	<b>0</b>	<b>0</b>	<b>0</b>	<b>0</b>	<b>0</b>	<b>0</b>	<b>12-4</b>	

# 78 ALEJANDRO VILLANUEVA

## 2020 GAME-BY-GAME POSTSEASON STATISTICS (STEELERS)

DATE	OPPONENT	P/S	TACKLES							INTERCEPTIONS					FUMBLES			ST					MISC		W/L	SCORE						
			TK	S	A	SK	YDS	TFL	YDS	QBH	NO	YDS	LG	TD	PD	FF	FR	YDS	TK	S	A	FF	FR	S			A					
01/10	Browns	S	0	0	0	0.0	0.0	0	0	0	0	0	0	0	0	0	0	0	0	0	0	0	0	0	0	0	0	0	1	0	L	37-48
<b>2020 TOTALS</b>		<b>1-1</b>	<b>0</b>	<b>0</b>	<b>0</b>	<b>0.0</b>	<b>0.0</b>	<b>0</b>	<b>0</b>	<b>0</b>	<b>0</b>	<b>0</b>	<b>0</b>	<b>0</b>	<b>0</b>	<b>0</b>	<b>0</b>	<b>0</b>	<b>0</b>	<b>0</b>	<b>0</b>	<b>0</b>	<b>0</b>	<b>0</b>	<b>0</b>	<b>0</b>	<b>0</b>	<b>1</b>	<b>0</b>	<b>0-1</b>		





# 96

# BRODERICK WASHINGTON

DEFENSIVE TACKLE

COLLEGE: TEXAS TECH

BORN: 12/4/96, LONGVIEW, TX

6-2 | 305

EXP. (NFL/RAVENS): 2/2

GP/GS (PLAYOFFS): 8/0



### — KEY TRANSACTIONS —

- Was selected by the Ravens in the fifth round (170th overall) of the 2020 NFL Draft

### — CAREER HIGHLIGHTS —

- Appeared in eight games as a rookie in 2020, notching 2 tackles...Helped Baltimore's defense rank No. 2 in both points allowed (18.9) and third-down efficiency (34.0%)
- Made his NFL debut and recorded his first-career tackle in the season-opening win vs. Cle. (9/13/20)

### — PERSONAL —

- Is one of seven siblings
- Wants to be a football coach when his playing career ends, and model his coaching style after his HS coach, John King
- Majored in human sciences

### 2020: (BALTIMORE RAVENS – 8/0, 0/0)

- Saw action in eight games as a rookie in 2020, notching 2 tackles...Helped Baltimore's defense rank No. 2 in both points allowed (18.9) and third-down efficiency (34.0%)
- Made his NFL debut and recorded his first-career tackle in the season-opening win vs. Cle. (9/13/20)...Baltimore's defense limited Cleveland to 0-for-3 on fourth down and 3-of-12 (25%) on third down

### — COLLEGE —

- Finished his career with 138 tackles (82 solo), 15.5 TFL, 8.5 sacks (-50 yards), 2 PD, 1 FF and 1 FR
- Played in all 49 games (38 starts) for the Red Raiders over four seasons (2016-19)
- Led the Texas Tech defensive line in tackles with 39 in 2019 and 41 in 2018...Led all Red Raider interior D-linemen with a career-high 44 tackles in 2017
- Participated in the NFLPA Collegiate Bowl at historic Rose Bowl Stadium after his senior season
- Also played in the Reese's Senior Bowl, becoming the first Red Raider defensive lineman since Montae Reagor (1999) to do so
- Was named honorable mention All-Big 12 by coaches (2017-19) and earned team captain honors in 2018 and 2019

### — HIGH SCHOOL —

- Attended Longview (TX) HS, where he won a state title and was an All-District and honorable mention All-State selection
- Three-star prospect by *Scout.com*, ESPN and *247Sports*
- Selected to play in the 2015 FCA Heart of a Champion All-Star Game

### BRODERICK WASHINGTON'S NFL REGULAR SEASON DEFENSIVE STATISTICS

DATE	TEAM	GP	GS	TACKLES							INTERCEPTIONS					FUMBLES			ST			MISC					
				TK	S	A	TFL	YDS	SK	YDS	QBH	NO	YDS	LG	TD	PD	FF	FR	YDS	TK	S	A	FF	FR	S	A	
2020	Ravens	8	0	2	0	2	0	0	0.0	0.0	0	0	0	0	0	0	0	0	0	0	0	0	0	0	0	0	0
<b>NFL TOTALS</b>		<b>8</b>	<b>0</b>	<b>2</b>	<b>0</b>	<b>2</b>	<b>0</b>	<b>0</b>	<b>0.0</b>	<b>0.0</b>	<b>0</b>	<b>0</b>	<b>0</b>	<b>0</b>	<b>0</b>	<b>0</b>	<b>0</b>	<b>0</b>	<b>0</b>	<b>0</b>	<b>0</b>	<b>0</b>	<b>0</b>	<b>0</b>	<b>0</b>	<b>0</b>	<b>0</b>

### BRODERICK WASHINGTON'S NFL POSTSEASON DEFENSIVE STATISTICS

DATE	TEAM	GP	GS	TACKLES							INTERCEPTIONS					FUMBLES			ST			MISC					
				TK	S	A	TFL	YDS	SK	YDS	QBH	NO	YDS	LG	TD	PD	FF	FR	YDS	TK	S	A	FF	FR	S	A	
2020	Ravens	0	0	0	0	0	0	0	0.0	0.0	0	0	0	0	0	0	0	0	0	0	0	0	0	0	0	0	0
<b>NFL TOTALS</b>		<b>0</b>	<b>0</b>	<b>0</b>	<b>0</b>	<b>0</b>	<b>0</b>	<b>0</b>	<b>0.0</b>	<b>0.0</b>	<b>0</b>	<b>0</b>	<b>0</b>	<b>0</b>	<b>0</b>	<b>0</b>	<b>0</b>	<b>0</b>	<b>0</b>	<b>0</b>	<b>0</b>	<b>0</b>	<b>0</b>	<b>0</b>	<b>0</b>	<b>0</b>	<b>0</b>

### SINGLE-GAME HIGHS: DEFENSIVE

#### Total Tackles

1 at New England Patriots, Nov 15, 2020  
...1 more at 1.



# 96 BRODERICK WASHINGTON

## 2020 GAME-BY-GAME REGULAR-SEASON STATISTICS [RAVENS]

DATE	OPPONENT	P/S	TACKLES							INTERCEPTIONS					FUMBLES			ST				MISC			W/L	SCORE		
			TK	S	A	SK	YDS	TFL	YDS	QBH	NO	YDS	LG	TD	PD	FF	FR	YDS	TK	S	A	FF	FR	S			A	
09/13	Browns	P	1	0	1	0.0	0.0	0	0	0	0	0	0	0	0	0	0	0	0	0	0	0	0	0	0	0	W	38-6
09/20	at Texans	P	0	0	0	0.0	0.0	0	0	0	0	0	0	0	0	0	0	0	0	0	0	0	0	0	0	W	33-16	
09/28	Chiefs		ON INACTIVE LIST																							L	20-34	
10/04	at Washington	P	0	0	0	0.0	0.0	0	0	0	0	0	0	0	0	0	0	0	0	0	0	0	0	0	0	W	31-17	
10/11	Bengals		ON INACTIVE LIST																							W	27-3	
10/18	at Eagles	P	0	0	0	0.0	0.0	0	0	0	0	0	0	0	0	0	0	0	0	0	0	0	0	0	0	W	30-28	
11/01	Steelers		ON INACTIVE LIST																							L	24-28	
11/08	at Colts		ON INACTIVE LIST																							W	24-10	
11/15	at Patriots	P	1	0	1	0.0	0.0	0	0	0	0	0	0	0	0	0	0	0	0	0	0	0	0	0	0	L	17-23	
11/22	Titans	P	0	0	0	0.0	0.0	0	0	0	0	0	0	0	0	0	0	0	0	0	0	0	0	0	0	L	24-30+	
12/02	at Steelers	P	0	0	0	0.0	0.0	0	0	0	0	0	0	0	0	0	0	0	0	0	0	0	0	0	0	L	14-19	
12/08	Cowboys		ON INACTIVE LIST																							W	34-17	
12/14	at Browns		ON INACTIVE LIST																							W	47-42	
12/20	Jaguars	P	0	0	0	0.0	0.0	0	0	0	0	0	0	0	0	0	0	0	0	0	0	0	0	0	0	W	40-14	
12/27	Giants		ON INACTIVE LIST																							W	27-13	
01/03	at Bengals		ON INACTIVE LIST																							W	38-3	
<b>2020 TOTALS</b>		<b>8-0</b>	<b>2</b>	<b>0</b>	<b>2</b>	<b>0.0</b>	<b>0.0</b>	<b>0</b>	<b>0</b>	<b>0</b>	<b>0</b>	<b>0</b>	<b>0</b>	<b>0</b>	<b>0</b>	<b>0</b>	<b>0</b>	<b>0</b>	<b>0</b>	<b>0</b>	<b>0</b>	<b>0</b>	<b>0</b>	<b>0</b>	<b>0</b>	<b>11-5</b>		

+ - Overtime

## 2020 GAME-BY-GAME POSTSEASON STATISTICS [RAVENS]

DATE	OPPONENT	P/S	TACKLES							INTERCEPTIONS					FUMBLES			ST				MISC			W/L	SCORE	
			TK	S	A	SK	YDS	TFL	YDS	QBH	NO	YDS	LG	TD	PD	FF	FR	YDS	TK	S	A	FF	FR	S			A
01/10	at Titans		ON INACTIVE LIST																							W	20-13
01/16	at Bills		ON INACTIVE LIST																							L	3-17
<b>2020 TOTALS</b>			<b>0</b>	<b>0</b>	<b>0</b>	<b>0.0</b>	<b>0.0</b>	<b>0</b>	<b>0</b>	<b>0</b>	<b>0</b>	<b>0</b>	<b>0</b>	<b>0</b>	<b>0</b>	<b>0</b>	<b>0</b>	<b>0</b>	<b>0</b>	<b>0</b>	<b>0</b>	<b>0</b>	<b>0</b>	<b>0</b>	<b>0</b>	<b>1-1</b>	





# 14

# SAMMY WATKINS

WIDE RECEIVER

6-1 | 211

COLLEGE: CLEMSON

BORN: 6/14/93, FORT MYERS, FL

EXP. (NFL/RAVENS): 8/1

GP/GS (PLAYOFFS): 86/82 (7/6)



### — KEY TRANSACTIONS —

- Signed one-year deal as an unrestricted free agent (KC) with Baltimore on 3/26/21
- Signed with Kansas City on 3/14/18
- Traded to the Los Angeles Rams from Buffalo on 8/11/17
- Placed on Injured Reserve (foot) on 9/30/16
- Originally selected by the Buffalo Bills in the first round (4th overall) of the 2014 NFL Draft

### — CAREER HIGHLIGHTS —

- Has played in 86 career games (82 starts) for Buffalo (2014-16), the Los Angeles Rams (2017) and Kansas City Chiefs (2018-20), posting 321 career receptions for 4,665 yards (14.5 avg.) and 33 TDs...In seven postseason contests (six starts), has recorded 26 receptions for 500 yards (19.2 avg) and 1 TD
- Since 2014, ranks seventh in yards per reception (14.5) among NFL players with 300 or more catches
- While with Kansas City (2018-20), Watkins helped guide the Chiefs to three-consecutive AFC West titles, three-straight AFC Championship games and back-to-back Super Bowl appearances (2019-20) – winning the title in 2019
- Recorded a single-game career high in receiving yards (198) and receiving TDs (3) at Jax. (9/8/19)
- In 2017, led the Rams with 8 receiving TDs and was fourth in receiving yards (593)
- From 2014-17, ranked fourth in yards per reception (15.9) among players with 100 or more catches during that span
- His 125 catches and 2,029 yards from 2014-15 were the most ever by a Bills player in their first two NFL seasons
- In 2014, Watkins set a new Bills' rookie record in both receptions (65) and receiving yards (982), while adding 6 TDs

### — PERSONAL —

- Is an avid bowler
- His older half-brother, Jaylen Watkins, played DB for the University of Florida and was drafted by the Eagles in 2014 (97 picks apart from Sammy)
- Watkins has three daughters, Samiah, Saliah and Azaria

### 2020: (KANSAS CITY CHIEFS – 10/9, 1/0)

- Appeared in 10 games (nine starts), tallying 37 receptions for 421 yards and 2 TDs for the NFL's No. 1 passing attack (303.4 ypg)...Added a 13-yard grab in Super Bowl LV
- Notched a season-long 37-yard grab, finishing with 2 receptions for 52 yards, at Mia. (12/13)...His other catch – a 15-yarder late in the first half – put the ball at the 6-yard line and led to a Chiefs' TD before halftime

- Recorded 62 yards on a team-leading 7 receptions at Bal. (9/28), as Kansas City converted on 10-of-13 (76.9%) third down attempts en route to the victory
- Posted 7 receptions for a season-high 82 yards and 1 TD in the season-opening win vs. Hou. (9/10)

### 2019: (KANSAS CITY CHIEFS – 14/13, 3/3)

- Appeared in 14 games (13 starts) for the Super Bowl LIV Champions, totaling 673 yards and 3 TDs on 52 receptions...Added a team-high 288 receiving yards and 1 TD on 14 receptions in three postseason contests
- Logged 5 receptions for 98 yards, including a 38-yard catch on what proved to be the game-winning drive, in the 31-20 win in Super Bowl LIV vs. SF (2/2/20)
- Totaled 7 receptions for 114 yards and 1 TD in the AFC Championship win vs. Ten. (1/19/20)...It marked his first-career postseason TD and second-career postseason performance with at least 100 receiving yards
- Recorded 2 receptions for 76 yards in the Divisional Round vs. Hou. (1/12/20)
- Eclipsed 4,000-career receiving yards in the 7-catch, 63-yard performance vs. Min. (11/3)
- Posted a career-high 198 receiving yards and 3 TDs, including a career-long 68-yard TD, on 9 receptions in the season-opening win at Jax. (9/8)

### 2018: (KANSAS CITY CHIEFS – 10/9, 2/2)

- Played in 10 games (nine starts), posting 40 receptions for 519 yards and 3 TDs...Added 10 receptions for 176 yards in two postseason contests
- Produced a team-high 114 yards on 4 receptions in the AFC Championship game vs. NE (1/20/19)...It marked his first-career 100-yard performance in postseason play
- Tallied 62 yards on 6 receptions in the AFC Divisional matchup vs. Ind. (1/12/19)
- Posted season highs with 8 receptions for 107 yards and 2 TDs vs. Den. (10/28), marking his first multi-TD performance with the Chiefs
- Recorded 55 yards and 1 TD on 5 receptions, while adding 20 yards on the ground vs. SF (9/23)
- Tallied 6 receptions for 100 yards, including a game-long 40-yarder on a Chiefs TD drive, in the win at Pit. (9/16)...Added a game-long 31-yard rush

### 2017: (LOS ANGELES RAMS – 15/14, 1/1)

- Saw action in 15 games (14 starts) in his only season with the Rams...Posted 593 yards and led the Rams with 8 receiving TDs on 39 receptions...Added a 23-yard catch in one postseason contest





# 14 SAMMY WATKINS

- Recorded 30 yards and 1 TD on 3 receptions in the win at Ten. (12/24)...His 3-yard TD grab put the Rams up 20-13 in the third quarter
- Tallied 3 receptions for 21 yards and 1 TD, marking his third-straight game with a receiving TD, vs. Phi. 12/10
- Recorded 3 receptions for 38 yards and 1 TD at Ari. (12/3)
- Notched 82 yards and 1 TD on 4 receptions in the win vs. NO (11/26)
- Hauled in a 67-yard TD reception in the win at NYG (11/5)
- Notched 6 receptions for 106 yards and 2 TDs in the win at SF (9/21)...Both his TD receptions came in the second half, stalling San Francisco's hopes of a comeback...It marked his first 100-yard performance and first multi-TD performance as a Ram

## 2016: (BUFFALO BILLS – 8/8)

- Started all eight games in which he appeared, totaling 28 receptions for 430 yards and 2 TDs...Spent Weeks 3-11 on Injured Reserve (foot)
- Recorded a season-high 7 receptions for 154 yards and 1 TD vs. Mia. (12/24)...Made a 38-yard TD grab to give Buffalo its first points of the game
- Tallied 4 receptions for 54 yards and 1 TD vs. Pit. (12/11)
- Caught all 3 of his targets for a team-high 80 yards vs. Jax. (11/27)

## 2015: (BUFFALO BILLS – 13/13)

- Started all 13 games in which he appeared, producing a career-high 1,047 yards and 9 TDs on 60 receptions (17.5 avg.)...Among 1,000-yard receivers, his 17.5 yards per reception ranked No. 2 in the NFL, trailing only WR Allen Robinson
- Saw a career-high 15 targets, making 11 catches for 136 yards, in the season finale vs. NYJ (1/3/16)...It marked his fifth 100-yard outing of the season
- Totaled 111 yards and 2 TDs on 5 receptions at Was. (12/20)...It was his fourth-straight game with a TD, equaling the longest streak of his career
- Tallied 5 receptions for 81 yards and 1 TD at Phi. (12/13)...His 47-yard TD grab tied the game at 7-7 in the first quarter
- Posted a team-high 109 yards and a TD on 3 receptions vs. Hou. (12/6)
- Recorded 158 yards and 2 TDs on 6 receptions at KC (11/29)...It marked his first-career outing with 150-plus receiving yards and multiple TDs
- Caught all 8 of his targets for a season-high 168 yards, including a season-long 63-yard grab, vs. Mia. (11/8)...Converted a first down on 7 of his receptions

## 2014: (BUFFALO BILLS – 16/16)

- Started in all 16 regular season games, setting a new Bills rookie record in both receptions (65) and receiving yards (982), while adding 6 TD grabs
- Registered 75 yards, including a 42-yard TD grab, on 3 receptions at Oak. (12/21)...It marked the sixth receiving TD of his rookie campaign
- Tallied 7 receptions for 127 yards at Den. (12/7), marking the fourth 100-yard outing of his rookie campaign
- Notched a season-high 157 yards and 1 TD on 3 receptions at NYJ (10/26)...Made an 84-yard catch and a 61-yard TD grab in the victory
- Posted a season-high 9 receptions for 122 yards and 2 TDs, marking his first-career multi-TD performance, vs. Min. (10/19)...Caught the game-winning 2-yard TD reception with one second remaining
- Recorded his first-career 100-yard performance, posting 117 yards and 1 TD on 8 receptions vs. Mia. (9/14)

## — COLLEGE —

- Played three seasons at Clemson (2011-13), appearing in 36 games (29 starts)...Totaled 240 receptions for 3,391 yards and 27 TDs, adding 339 yards on 52 carries and 1 TD...Also had 6 PRs for 23 yards, and 60 KORs for 1,376 yards and 1 TD
- Finished his collegiate career ranking first in school history in receptions (240), first in receptions per game (6.7), first in receiving yards (3,391), first in receiving yards per game (94.2), first in 100-yard receiving games (15), tied for first in receiving TDs (27), second in all-purpose yards (5,129), and fifth in KOR yards (1,376)...He ranked second in ACC history for career receptions and third in conference history for receiving yards
- Majored in communications studies at Clemson

## — HIGH SCHOOL —

- Prepped at South Fort Myers (FL) HS, where he was the all-time leading receiver in the history of Lee County with 133 catches for 2,997 yards and 36 TDs during his prep career
- Led his team to the state semifinals with 54 catches for 1,268 yards and 12 TDs as a senior
- Was named Player of the Year by *Naples Daily News* as a senior and first-team All-State as a junior and senior
- Regarded as a five-star recruit by *Rivals.com* and was rated the third-best wide receiver prospect in the nation
- Also lettered in track & field, where he won the state title in the 200m and finished second in the 100m as a senior



# 14 SAMMY WATKINS



## — WATKINS' COMMUNITY IMPACT —

- Hosts an annual Strikes For Kids event, allowing students to enjoy rounds of arcade games, autographs, bowling, photos and pizza
- Joined Braden Hofen – a 13-year-old who beat cancer three times before his 10th birthday and is championing hope for other children facing similar circumstances – on the cover of the annual Braden's Hope Calendar...The calendar's proceeds benefit cancer research and paired several Chiefs players with a child who is currently battling or has beaten the disease (2018)
- Played in LeSean McCoy's celebrity charity softball game, which benefited the ALS Association of Upstate New York (2015)
- Alongside Bills teammates, distributed more than 600 Thanksgiving meals to families of Western New York (2015)
- Returned to his hometown as the guest of honor for the James Brunson Youth Development Foundation's Lifetime Achievement and Recognition Awards...The foundation supports education and youth sports among at-risk and low-income youth in Lee County, FL (2015)
- Teamed up with former training partner Marcus Lattimore and Select Health of South Carolina to educate youth on the importance of being active and seeing a doctor regularly (2015)



### SAMMY WATKINS' NFL REGULAR SEASON RUSHING/RECEIVING STATISTICS

DATE	TEAM	GP	GS	RECEIVING					RUSHING				
				NO.	YDS.	AVG.	LG	TD	NO.	YDS.	AVG.	LG	TD
2014	Bills	16	16	65	982	15.1	84	6	2	8	4.0	5	0
2015	Bills	13	13	60	1,047	17.5	63	9	1	1	1.0	1	0
2016	Bills	8	8	28	430	15.4	62	2	0	0	0.0	0	0
2017	Rams	15	14	39	593	15.2	67t	8	0	0	0.0	0	0
2018	Chiefs	10	9	40	519	13.0	50	3	5	52	10.4	31	0
2019	Chiefs	14	13	53	681	12.8	68t	3	2	12	6.0	11	0
2020	Chiefs	10	9	37	421	11.4	37	2	1	3	3.0	3	0
<b>NFL TOTALS</b>		<b>86</b>	<b>82</b>	<b>322</b>	<b>4,673</b>	<b>14.5</b>	<b>84</b>	<b>33</b>	<b>11</b>	<b>76</b>	<b>6.9</b>	<b>31</b>	<b>0</b>

### SAMMY WATKINS' NFL POSTSEASON RUSHING/RECEIVING STATISTICS

DATE	TEAM	GP	GS	RECEIVING					RUSHING				
				NO.	YDS.	AVG.	LG	TD	NO.	YDS.	AVG.	LG	TD
2017	Rams	1	1	1	23	23.0	23	0	0	0	0.0	0	0
2018	Chiefs	2	2	10	176	17.6	54	0	1	-2	-2.0	-2	0
2019	Chiefs	3	3	14	288	20.6	60t	1	1	14	14.0	14	0
2020	Chiefs	1	0	1	13	13.0	13	0	0	0	0.0	0	0
<b>NFL TOTALS</b>		<b>7</b>	<b>6</b>	<b>26</b>	<b>500</b>	<b>19.2</b>	<b>60T</b>	<b>1</b>	<b>2</b>	<b>12</b>	<b>6.0</b>	<b>14</b>	<b>0</b>

# 14 SAMMY WATKINS

## SINGLE-GAME HIGHS: RUSHING/RECEIVING

**Rush Attempts** 2 at Tennessee Titans, Nov 10, 2019  
...1 more at 2.

**Rushing Yards** 31 at Pittsburgh Steelers, Sep 16, 2018

**Longest Runs** 31 at Pittsburgh Steelers, Sep 16, 2018

**Receptions** 11 vs. New York Jets, Jan 03, 2016

**Receiving Yards** 198 at Jacksonville Jaguars, Sep 08, 2019

**Longest Receptions** 84 at New York Jets, Oct 26, 2014

**Receiving TDs** 3 at Jacksonville Jaguars, Sep 08, 2019

**All-Purpose Yards** 198 at Jacksonville Jaguars, Sep 08, 2019

**Miscellaneous Tackles** 1 at Miami Dolphins, Dec 13, 2020  
...6 more at 1.

**Most TDs** 3 at Jacksonville Jaguars, Sep 08, 2019

**Receiving Average** 52.3 at New York Jets, Oct 26, 2014

## 2020 GAME-BY-GAME REGULAR-SEASON STATISTICS (CHIEFS)

DATE	OPPONENT	P/S	RECEIVING					RUSHING					W/L	SCORE
			NO.	YDS.	AVG.	LG	TD	NO.	YDS.	AVG.	LG	TD		
09/10	Texans	S	7	82	11.7	19	1	1	3	3.0	3	0	W	34-20
09/20	at Chargers	S	1	11	11.0	11	0	0	0	0.0	0	0	W	23-20+
09/28	at Ravens	S	7	62	8.9	15	0	0	0	0.0	0	0	W	34-20
10/05	Patriots	S	4	43	10.8	21	0	0	0	0.0	0	0	W	26-10
10/11	Raiders	P	2	24	12.0	16	1	0	0	0.0	0	0	L	32-40
10/19	at Bills						ON INACTIVE LIST						W	26-17
10/25	at Broncos						ON INACTIVE LIST						W	43-16
11/01	Jets						ON INACTIVE LIST						W	35-9
11/08	Panthers						ON INACTIVE LIST						W	33-31
11/22	at Raiders						ON INACTIVE LIST						W	35-31
11/29	at Buccaneers	S	4	38	9.5	14	0	0	0	0.0	0	0	W	27-24
12/06	Broncos	S	4	35	8.8	17	0	0	0	0.0	0	0	W	22-16
12/13	at Dolphins	S	2	52	26.0	37	0	0	0	0.0	0	0	W	33-27
12/20	at Saints	S	4	60	15.0	23	0	0	0	0.0	0	0	W	32-29
12/27	Falcons	S	2	14	7.0	9	0	0	0	0.0	0	0	W	17-14
01/03	Chargers						ON INACTIVE LIST						L	21-38
<b>2020 TOTALS</b>		<b>10-9</b>	<b>37</b>	<b>421</b>	<b>11.4</b>	<b>37</b>	<b>2</b>	<b>1</b>	<b>3</b>	<b>3.0</b>	<b>3</b>	<b>0</b>	<b>14-2</b>	

+ - Overtime

## 2020 GAME-BY-GAME POSTSEASON STATISTICS (CHIEFS)

DATE	OPPONENT	P/S	RECEIVING					RUSHING					W/L	SCORE
			NO.	YDS.	AVG.	LG	TD	NO.	YDS.	AVG.	LG	TD		
01/17	Browns						INACTIVE						W	22-17
01/24	Bills						INACTIVE						W	38-24
02/07	at Buccaneers	P	1	13	13.0	13	0	0	0	0.0	0	0	L	9-31
<b>2020 TOTALS</b>		<b>1-0</b>	<b>1</b>	<b>13</b>	<b>13.0</b>	<b>13</b>	<b>0</b>	<b>0</b>	<b>0</b>	<b>0.0</b>	<b>0</b>	<b>0</b>	<b>2-1</b>	





# 57

# KRISTIAN WELCH

LINEBACKER

6-3 | 240

COLLEGE: IOWA

BORN: 5/24/98, IOLA, WI

EXP. (NFL/RAVENS): 2/2

GP/GS (PLAYOFFS): 10/0 (2/0)



### — KEY TRANSACTIONS —

- Signed to Baltimore's 53-man roster from the practice squad on 11/7/20
- Activated from the practice squad (standard elevation) on 10/18/20 (at Phi.) and 11/1/20 (vs. Pit.)
- Placed on Practice Squad Injured Reserve on 9/15/20
- Signed to the Ravens' practice squad on 9/6/20
- Waived by Baltimore on 9/5/20
- Signed with the Ravens as a undrafted rookie free agent on 5/6/20

### — CAREER HIGHLIGHTS —

- Played in eight games as a rookie in 2020, primarily on special teams, producing 4 special teams tackles for a unit that allowed only 5.7 yards per punt return (fourth in the NFL) and 21.1 yards per kickoff return (10th)
- Made his NFL debut and produced 1 ST tackle in the 30-28 win at Phi. (10/18/20)

### — PERSONAL —

- After Welch arrived for fall camp as a freshman at Iowa, he was discussed as a potential tight end option
- Was one of only 52 students in his high school graduating class

### 2020: (BALTIMORE RAVENS – 10/0, 2/0)

- Played in eight games as a rookie in 2020, primarily on special teams, producing 4 special teams tackles for a unit that allowed only 5.7 yards per punt return (fourth in the NFL) and 21.1 yards per kickoff return (10th)
- Made his postseason debut, seeing action on special teams in the 20-13 Wild Card Playoff win at Ten. (1/10/21)
- Made his NFL debut and produced 1 ST tackle in the 30-28 win at Phi. (10/18)

### — COLLEGE —

- Appeared in 46 games (16 starts) at Iowa, recording 145 tackles (74 solo), 4.5 sacks, 10.5 TFL, 2 INTs, 6 PD, 2 FFs and 2 FRs... Two-time (2018-19) Academic All-Big Ten honoree, and as a senior, was named honorable mention All-Big Ten by coaches and media
- In 2019, served as a defensive team captain and started at MLB in all 10 appearances... Led the team with 87 tackles (44 solo), adding 9 TFL, 3 sacks, 3 PD, 1 FF and 1 FR... Had a career-high 12 tackles (10 solo), adding 1 sack, 1.5 TFL and 1 FF against Illinois... Recorded 11 tackles (6 solo), 1 sack, 1.5 TFL and 1 PD against No. 7 Minnesota
- Played in 12 games (six starts) in 2018, posting 49 tackles (26 solo), 1.5 sacks, 1.5 TFL, 1 INT, 2 PD, 1 FF and 1 FR... Helped the Iowa defense to a home win against Illinois, holding them to 216 yards while recording 5 tackles (2 solo), 1 INT and a half-sack... Had a team-high 8 tackles (4 solo) and 1 FR for a defense that held Northern Iowa to just 6 rushing yards
- Appeared in 11 games in 2017, recording 6 tackles (2 solo), 1 INT and 1 PD... Part of a defense that held Boston College to just 21 rushing yards and 102 total yards in the 27-20 victory in the Pinstripe Bowl... Posted a season-high 3 tackles (2 solo) and hauled in his first-career INT (returned 33 yards) at Nebraska
- Saw action in all 13 games as a true freshman, posting 3 tackles (2 solo)... Tallied 2 solo tackles for a defense that held the opposition to 90 rushing yards in a victory over No. 15 Nebraska
- Graduated with a degree in enterprise leadership

### — HIGH SCHOOL —

- Prepped at Iola-Scandinavia (Iola, WI) HS, where he played both LB and RB, helping his team reach the state playoffs in three straight years... Rushed 85 times for 1,000 yards and 10 TDs and recorded 75 tackles on defense as a senior, earning All-State and All-Region honors
- Named first-team All-Conference as both a LB and RB in his junior and senior years
- Also played on the basketball team, serving as a team captain and earning team MVP honors

### KRISTIAN WELCH'S NFL REGULAR SEASON DEFENSIVE STATISTICS

DATE	TEAM	GP	GS	TACKLES								INTERCEPTIONS					FUMBLES			ST				MISC				
				TK	S	A	TFL	YDS	SK	YDS	QBH	NO	YDS	LG	TD	PD	FF	FR	YDS	TK	S	A	FF	FR	S	A		
2020	Ravens	10	0	0	0	0	0	0	0.0	0.0	0	0	0	0	0	0	0	0	0	0	0	5	3	2	0	0	0	0
<b>NFL TOTALS</b>		<b>10</b>	<b>0</b>	<b>0</b>	<b>0</b>	<b>0</b>	<b>0</b>	<b>0</b>	<b>0.0</b>	<b>0.0</b>	<b>0</b>	<b>0</b>	<b>0</b>	<b>0</b>	<b>0</b>	<b>0</b>	<b>0</b>	<b>0</b>	<b>0</b>	<b>0</b>	<b>5</b>	<b>3</b>	<b>2</b>	<b>0</b>	<b>0</b>	<b>0</b>	<b>0</b>	







# 30

# CHRIS WESTRY

**CORNERBACK**  
6-4 | 197

COLLEGE: KENTUCKY  
BORN: 7/10/97, ORANGE PARK, FL  
EXP. (NFL/RAVENS): 2/1 GP/GS (PLAYOFFS): 2/0



### — KEY TRANSACTIONS —

- Signed a Reserve/Future contract with the Ravens on 1/18/21
- Placed on Dallas' Practice Squad Injured Reserve (knee) on 12/26/20
- Activated from the practice squad on 12/13/20 at Cin. and 12/20/20 at SF
- Signed to the Cowboys' practice squad on 9/6/20
- Waived by Dallas on 9/5/20
- Placed on Injured Reserve (hamstring) on 8/31/19
- Originally signed with the Cowboys as a rookie free agent on 5/10/19

### — CAREER HIGHLIGHTS —

- Has appeared in two games, totaling 1 solo tackle

### — PERSONAL —

- Enjoys photography as a hobby
- Other than playing in the NFL, his dream job is to work for Google
- While at Kentucky, he snapped former Cowboys' teammate QB Dak Prescott's collegiate streak of 289 passes without an interception
- Majored in media arts and studies at Kentucky

### 2020: (DALLAS COWBOYS – 2/0, INJURED RESERVE)

- Saw action in two games for the Cowboys, making 1 solo tackle, before being placed on Practice Squad Injured Reserve (knee)

### 2019: (DALLAS COWBOYS – 0/0, INJURED RESERVE)

- Spent the entire season on Injured Reserve (hamstring)

### — COLLEGE —

- Never missed a game in his four-year career at Kentucky, totaling 51 games (34 starts)...Registered 134 tackles, 2 sacks, 15 PD, 3 INTs and 1 FR
- As a senior in 2018, played in all 13 games, recording 21 tackles, 1 sack and 2 PD
- Saw action in all 13 games (eight starts) as a junior, totaling 34 tackles and 2 PD
- As a sophomore in 2016, played in every game and tallied 1 INT and 2 PD
- Named to the SEC All-Freshman team by coaches in 2015, starting all 12 games and leading the defense with 8 PD and 2 INTs, while adding 36 tackles and 1 sack

### — HIGH SCHOOL —

- Prepped at Oakleaf (Orange Park, FL) HS, where he was a three-year starter in the defensive backfield
- Helped his team to a district championship as a senior, recording 34 tackles, 1 INT, 12 PD and 2 blocked FGAs as a cornerback and safety
- Was a two-year member of the track team

### CHRIS WESTRY'S NFL REGULAR SEASON DEFENSIVE STATISTICS

DATE	TEAM	GP	GS	TACKLES							INTERCEPTIONS					FUMBLES			ST			MISC				
				TK	S	A	TFL	YDS	SK	YDS	QBH	NO	YDS	LG	TD	PD	FF	FR	YDS	TK	S	A	FF	FR	S	A
2019	Cowboys	0	0	0	0	0	0	0	0.0	0.0	0	0	0	0	0	0	0	0	0	0	0	0	0	0	0	0
2020	Cowboys	2	0	1	1	0	0	0	0.0	0.0	0	0	0	0	0	0	0	0	0	0	0	0	0	0	0	0
<b>NFL TOTALS</b>		<b>2</b>	<b>0</b>	<b>1</b>	<b>1</b>	<b>0</b>	<b>0</b>	<b>0</b>	<b>0.0</b>	<b>0.0</b>	<b>0</b>	<b>0</b>	<b>0</b>	<b>0</b>	<b>0</b>	<b>0</b>	<b>0</b>	<b>0</b>	<b>0</b>	<b>0</b>	<b>0</b>	<b>0</b>	<b>0</b>	<b>0</b>	<b>0</b>	<b>0</b>

### SINGLE-GAME HIGHS: DEFENSIVE

**Total Tackles**

1 at Cincinnati Bengals, Dec 13, 2020



# 98



# BRANDON WILLIAMS

DEFENSIVE TACKLE

COLLEGE: MISSOURI SOUTHERN ST.

BORN: 2/21/89, KIRKWOOD, MO

6-1 | 336

EXP. (NFL/RAVENS): 9/9

GP/GS (PLAYOFFS): 110/101 (6/6)



### — KEY TRANSACTIONS —

- Re-signed (five-year deal) as an unrestricted free agent with the Ravens on 3/13/17
- Selected by the Ravens in the third round (94th overall) of the 2013 NFL Draft

### — HONORS —

- Pro Bowl (2018)

### — CAREER HIGHLIGHTS —

- Since 2014, when Williams became a full-time starter, Baltimore's rush defense ranks No. 1 in the NFL (96.8 ypg)
- In 2020, started all 13 games in which he played, registering 33 tackles (19 solo), 2 TFL, 1 QBH and 2 PD...Helped Baltimore's defense rank No. 2 in both points allowed (18.9) and third-down efficiency (34.0%)
- In 2019, tallied 34 tackles, 1 sack and 1 FR, helping Baltimore's "D" rank No. 3 in points (17.6) and No. 4 in yards (300.6) allowed per game...Was once again a standout for the Ravens' No. 5 rushing defense (93.4 ypg)
- In 2018, earned his first-career Pro Bowl nod, recording 34 tackles, 1 PD and 1 sack for the league's No. 1 overall (292.9 ypg) and No. 2 scoring (17.9 ppg) defense
- Scored his first-career TD on a fumble recovery in a 27-10 win at Cle. (12/17/17)
- In 2016, anchored the league's No. 5 rush defense (89.4 ypg), recording 51 tackles (34 solo), 1 sack and 1 PD...Williams' 51 total tackles ranked third most among NFL nose tackles
- Produced a career-high 8 tackles (5 solo), including 2 TFL and 1 sack at NYJ (10/23/16)...Also blocked a FG
- In 2015, Williams set career highs in tackles (53), solo stops (35), sacks (2) and PD (2), adding 1 FF
- In 2015, Williams, Jurrell Casey, Kawann Short & Ndamukong Suh were the NFL's only DTs with at least 30 solo tackles, 2 sacks & 2 PD on the season
- Recorded his first-career sack (-5 yards) at Pit. (10/20/13)
- Posted a FR, which later led to a Ravens' TD, in his NFL debut at Buf. (9/29/13)

### — PERSONAL —

- Brandon and wife, Alyssa, have two sons, Ryder (9) and Nash (5), and a girl, Rami (2)
- Is a talented singer who enjoys listening to and singing all types of music
- Appeared on the 2018 CBS TV show "Most Valuable Performer" and sang the Bruno Mars song "What I Like"...Teammate K Justin Tucker was also on the show, with Tucker winning the competition

- Considered one of the team's best dancers, particularly known for his "Carlton Dance"
- While in college, worked a part-time job cleaning/hauling porta-potties...Did that for three summers and didn't quit until just eight months before becoming a Raven

### 2020: (BALTIMORE RAVENS – 13/13, 2/2)

- Started all 13 games in which he played, registering 33 tackles (19 solo), 2 TFL, 1 QBH and 2 PD...Helped Baltimore's defense rank No. 2 in both points allowed (18.9) and third-down efficiency (34.0%)
- Recorded 2 tackles (1 solo) in the 20-13 Wild Card Playoff win at Ten. (1/10/21)...Baltimore limited Tennessee to 4-of-12 (33%) on third down and held Derrick Henry to 40 rushing yards on 18 carries (2.2 ypc)
- Totaled 5 tackles (4 solo) and 1 TFL in a standout performance for Baltimore's run defense in the 40-14 win vs. Jax. (12/20)...Helped limit Jacksonville's rushing attack to 62 yards on 22 carries (2.8 avg)
- Helped limit Washington's rushing attack to only 69 yards on the ground in the 31-17 win at Was. (10/4)
- Recorded a season-high 7 solo tackles and 1 TFL vs. KC (9/28)

### 2019: (BALTIMORE RAVENS – 14/14, 1/1)

- Recorded 34 tackles, 1 sack and 1 FR in 2019, helping Baltimore's defense rank No. 3 in points (17.6) and No. 4 in yards (300.6) allowed per game...Was again a standout defender for the Ravens' No. 5 rushing defense (93.4 ypg)
- Tallied 6 solo tackles, including 1 TFL, in the Divisional Playoff vs. Ten. (1/11/20)
- Totaled a team-leading 7 tackles and helped the Ravens clinch their second-consecutive playoff berth in the 24-17 victory at Buf. (12/8)
- Recovered a Jimmy Garoppolo fumble forced by S Chuck Clark and tallied 2 tackles in the 20-17 win vs. SF (12/1)
- Recorded 1 sack (-6 yards) as one of the Ravens' season-high 7 sacks, and helped limit the Texans to 232 total yards in the 41-7 victory vs. Hou. (11/17)
- Had a season-high 7 tackles in the 49-13 win at Cin. (11/10)
- Registered a season-high 4 tackles and 2 QBHs in the 30-16 win at Sea. (10/20)
- Part of a defense that limited the Bengals to 250 yards in the 23-17 victory vs. Cin. (10/13)
- Part of a defense that allowed just 269 total yards in the 26-23 OT victory at Pit. (10/6)
- Registered 1 tackle, including 1 TFL, at KC (9/22)



## 98 BRANDON WILLIAMS

- Posted 1 tackle and 1 QBH for a defense that limited the Cardinals to 20 rushing yards and 2-of-11 (18%) on third down in the 23-17 victory vs. Ari. (9/15)
- Had 2 tackles for a defense that allowed just 200 yards of offense in the 59-10, season-opening win at Mia. (9/8)

### 2018: (BALTIMORE RAVENS – 16/16, 1/1)

- Earned his first-career Pro Bowl nod, recording 34 tackles, 1 PD and 1 sack for the league's No. 1 overall (292.9 ypg) and No. 2 scoring (17.9 ppg) defense...The Ravens allowed the NFL's fourth-fewest rushing yards per game (82.9)
- Registered 2 tackles (1 solo) for a defense that limited the Chargers to just 243 total yards in the Wild Card game vs. LAC (1/6/19)
- Recorded 1 tackle for a defense that limited the Chargers to a season-low 198 total yards, including just 51 rushing, in the 22-10 win at LAC (12/22)
- Posted 4 total tackles, including a stifling TFL (-3 yards) on third-and-1, for a defense that held the Buccaneers to a season-low 241 total yards in the 20-12 win vs. TB (12/16)
- Started for a defense that held the Falcons to just 131 total yards, including 34 rushing, in the 26-16 win at Atl. (12/2)...The 131 yards marked the fewest by a Falcons team since 1999 (105 yards at SF)
- Started at NT as part of a defensive line that helped hold the Bengals to 255 total yards – including 48 rushing – in the 24-21 win vs. Cin. (11/18)
- Started for a defense that posted franchise records in sacks (11) and passing yards allowed (51) – also permitting the second-fewest total yards (106) in team history – in the 21-0 shutout win at Ten. (10/14)
- Posted 6 tackles and his first sack since 2016 for a defense that registered 10 TFL, 8 PD and 5 sacks at Cle. (10/7)
- Started at DT for a defense that limited Buffalo to just 153 total yards, including 33 yards and 0 first downs in the first half in the season-opening 47-3 win vs. Buf. (9/9)

### 2017: (BALTIMORE RAVENS – 12/12)

- Posted 30 tackles, 2 PD and 1 FR (which he returned for a TD) for a unit that led the league in both takeaways (34) and INTs (22) and finished ranked 12th overall (325.1 ypg)
- Scored his first-career TD on a 1-yard return following a strip-sack by OLB Za'Darius Smith...The defense produced 4 takeaways in a 27-10 victory at Cle. (12/17)
- Totaled 4 tackles for a defense that produced 3 turnovers and allowed just 66 rushing yards in the win vs. Hou. (11/27)
- Produced 4 tackles (including a game-high 3 for loss), helping anchor a defense that posted a shutout and allowed a season-low 196 yards in a 40-0 win vs. Mia. (10/26)
- In his first game returning from a foot injury, produced 5 tackles (all solo) and 1 PD at Min. (10/22)
- Inactive (foot) in games 3-6

- Registered 3 stops for a unit that forced 5 turnovers (4 INTs and 1 FR) for the second consecutive game in a 24-10 win vs. Cle. (9/17)...Left the game in the third quarter with a foot injury and did not return

### 2016: (BALTIMORE RAVENS – 16/16)

- Recorded 51 tackles (34 solo), 1 sack and 1 PD for a defense that allowed the NFL's fifth-fewest rushing yards (89.4 ypg) and was the league's seventh-ranked unit (322.1 ypg)...
- Williams' 51 total tackles ranked third most among NFL nose tackles in 2016
- Posted a career-high-tying 6 solo tackles in the 27-26 victory vs. Phi. (12/18)
- Registered 4 tackles (3 solo), including 1 TFL at NE (12/12)
- Played in his 50th-career game and recorded 4 tackles in the 19-14 victory vs. Cin. (11/27)
- Matched his career high of 8 tackles at Dal. (11/20)
- Posted 2 tackles and 1 PD, which led to a DT Timmy Jernigan INT, in the 21-14 win vs. Pit. (11/6)...Part of a defensive unit that allowed just 277 total yards, including 36 rushing
- Tied a career high with 8 tackles, posting 5 solo stops and 1 sack at NYJ (10/23)...Also blocked a FG with 3:09 remaining to keep the Ravens within one scoring possession
- Posted 3 solo tackles as part of a defense that held the Giants to 38 rushing yards at NYG (10/16)
- Recorded 4 tackles (3 solo) for a unit that limited the Jaguars to 216 yards of total offense in the 19-17 win at Jax. (9/25)

### 2015: (BALTIMORE RAVENS – 16/16)

- Established career highs in tackles (53), solo stops (35), sacks (2) and PD (2), adding 1 FF, for the NFL's eighth-ranked defense (337.4 ypg)
- Ravens finished No. 2 overall (291.1 ypg) and No. 1 vs. the pass (183.3 ypg) over the season's final eight games
- Williams, Jurrell Casey, Kawann Short & Ndamukong Suh were the NFL's only DTs with at least 30 solo tackles, 2 sacks & 2 PD on the season
- Recorded 2 stops for a unit that snapped the Steelers' streak of six-straight 30-point performances in the 20-17 victory vs. Pit. (12/27)
- Notched 2 tackles for a defense that allowed a season-low 8 first downs at Mia. (12/6)
- Forced a fourth-quarter fumble and led D-linemen with 7 tackles (3 solo) for a unit that allowed a season-low 213 total net yards in the 16-13 win vs. STL (11/22)
- Logged 3 solo stops and 1 sack (-10 yards) for a defense that held the Jaguars to 258 total yards vs. Jax. (11/15)
- Registered 1 sack and 3 tackles (all solo) vs. Cle. (10/11)
- Recorded a career-high 8 tackles vs. Cin. (9/27)
- Tallied 7 tackles (6 solo) for a defense that did not allow a TD and held the Broncos to 69 rushing yards at Den. (9/13)

# 98 BRANDON WILLIAMS

## 2014: (BALTIMORE RAVENS – 16/14, 2/2)

- Posted 47 tackles (25 solo), a half-sack, a career-high 2 FFs and 1 FR for a defense that allowed the NFL's sixth-fewest points per game (18.9) in 2014
- Started both postseason games, totaling 7 tackles (5 solo) and 1 sack for a defense that produced 7 sacks and allowed just 82 rushing yards
- Posted 5 tackles and a half-sack for a defense that held the Buccaneers to 87 rushing yards at TB (10/12)
- Started his first-career game and posted 2 tackles for a defense that held the Bengals to 29% (4-of-14) vs. Cin. (9/7)

## 2013: (BALTIMORE RAVENS – 7/0)

- Produced 6 tackles, 1 sack and 1 FR in his rookie year
- Recorded his first-career sack (-5 yards) at Pit. (10/20)
- Recorded his first-career tackle (a TFL) for a defense that allowed 22 rushing yards (fourth fewest by an opponent in franchise history) at Mia. (10/6)
- Recorded his first-career FR in his NFL debut at Buf. (9/29)...Missed the first three contests due to injury (toe)...Started his first-career game and posted 2 tackles for a defense that held the Bengals to 29% (4-of-14) vs. Cin. (9/7)

## — COLLEGE —

- Played in 42 games (30 starts) at Missouri Southern State, recording 191 tackles (87 solo), school records with 52.5 TFL (-238 yards) and 27 sacks (-166 yards), 14 PD and 6 FFs
- Earned MIAA Defensive Player of the Year and All-America honors after posting a career-high 68 tackles (31 solo), adding team highs with 5 FFs, 16.5 TFL and 8.5 sacks
- Received All-American, All-MIAA and All-Region first-team accolades as a junior in 2011 and was a consensus All-American selection as a sophomore in 2010...Sat out the 2009 season with a medical redshirt
- Majored in industrial engineering

## — HIGH SCHOOL —

- Attended Harmony Prep (Cincinnati, OH) in 2007 after first prepping at Rockwood Summit (Fenton, MO) HS, where he earned All-State and All-Suburban South Conference first-team honors as a team captain in 2006
- Also tabbed the league's Defensive Player of the Year after posting 99 tackles (54 solo), 7 sacks, 2 FRs and 1 INT at DT
- Also received first-team All-League honors in basketball and threw the discus on the track and field team





# 98 BRANDON WILLIAMS



## — WILLIAMS' COMMUNITY IMPACT —

- Is an official spokesman and ambassador for the Maryland Food Bank, using his personal story of food insecurity to help bring awareness to the food bank and its long- and short-term programs
- Annually assists the Ravens in their food collection efforts through community events and monetary/food donations
- Participated in Ravens' Inaugural Caw to Action – a celebration of the NFL's Huddle for 100 efforts through assembling care packages for deployed soldiers (2019)
- Joined Nick and Kristina Boyle's Flag Football game with teammates and students from St. Vincent's Villa (2019)
- Battled overseas military members in video game competitions in the Ravens' first Pros vs. GI Joes tournament (2018)
- Participated in the announcement of the HVAC donation from the Players' Social Justice Fund at Lakewood Elementary School (2018)
- Attended the Maryland Food Bank's "Summer Club" Kickoff (2018)
- Attended the announcement of the Ravens five-year partnership with Up2Us Sports, which will help continue the team's social responsibility efforts to improve the Baltimore community through youth sports (2018)
- Participated in a police ride along with law enforcement officials in West Baltimore to meet with local youth and discuss topics surrounding social justice (2017)
- Partnered with the Ravens and Southwest Airlines to trade places with airline employees in order to greet fans departing on flights from Baltimore/Washington International Thurgood Marshall airport (2017)
- Participated in the Players Philanthropy Fund's Beltway Boards & Brews Cornhole Tournament at the Baltimore Museum of Industry (2017)
- Joined the Ravens at Abbottston Elementary School for the unveiling of the first-ever Ravens Bookmobile and delivered books to students in support of the team's efforts to help improve literacy and education in Baltimore in partnership with The Maryland Book Bank and Baltimore Reading Partners (2016)
- Adopted the Westport Boys & Girls Club in 2016 and continues to support youth in this organization by hosting numerous events, including Thanksgiving dinners, holiday parties and school supply distributions
- Joined Baltimore County Animal Services in the launch of their public service outreach campaign called Not Always a Tough Guy, encouraging people to open their hearts to homeless cats and dogs and to take advantage of low-cost vaccinations and services offered by the county (2016)
- Joined PHIT America and the Sports & Fitness Industry Association on Capitol Hill to help fight the issue of physical inactivity and to help Get America Moving (2016)
- Served as a host for the Goodwill Gridiron Halloween Party, a fundraiser with proceeds benefitting Goodwill Industries of the Chesapeake (2014-15)
- Supported the NFL and the Ravens' PLAY 60 initiatives by participating in kickoff assemblies at Lyons Mill Elementary, Essex Elementary and Baltimore Highlands Elementary (2014-15)
- Participated in the White House Easter Egg Roll as part of First Lady Michelle Obama's Let's Move initiative (2015-16)
- Advocate for Show Your Soft Side, a campaign to combat the alarming incidence of animal abuse in Baltimore (2015)
- Represented the Ravens at the annual Champions of Courage breakfast, hosted by M&T Bank (2015)
- Joined teammates in support of the NFL Salute to Service and PLAY 60 campaign efforts for the second annual youth football clinic held at Ft. Meade for 200 children whose parents serve or have served in the U.S. Military (2014)
- Volunteered with teammates and Ravens staff to support Habitat for Humanity of the Chesapeake in the building of 18 brand new rowhomes, three of which were funded by the Ravens Foundation, Inc (2013)...Presented keys for those three rowhomes to new homeowners in an unveiling ceremony (2014)
- Participated as a judge for the talent show at Magnolia Middle School, put on as part of a presentation for the winner of the Touchdown for Teachers program (2014)
- Joined teammates in visiting patients at MedStar Union Memorial Medical Center to uplift their spirits (2014)
- Visited Federal Hill Preparatory School, winner of the NFL Super School title in the Baltimore area (2013)
- Supports the community efforts of his teammates by attending former player Lardarius Webb's annual charity softball game (2014-16) and director of player engagement Jameel McClain's free football camp (2016)
- Participated in team events, the United Way's annual Hometown Huddle Ravens' TEAM Challenge event (2014) and served as a celebrity shopper at Holiday Helpers, the team's annual youth holiday shopping event at Target (2013-14)



# 98 BRANDON WILLIAMS

## BRANDON WILLIAMS' NFL REGULAR SEASON DEFENSIVE STATISTICS

DATE	TEAM	GP	GS	TACKLES							INTERCEPTIONS					FUMBLES			ST			MISC						
				TK	S	A	TFL	YDS	SK	YDS	QBH	NO	YDS	LG	TD	PD	FF	FR	YDS	TK	S	A	FF	FR	S	A		
2013	Ravens	7	0	6	3	3	2	7	1.0	5.0	1	0	0	0	0	0	0	1	0	0	0	0	0	0	0	0	0	0
2014	Ravens	16	14	47	25	22	2	9	0.5	4.5	2	0	0	0	0	0	2	1	0	0	0	0	0	0	0	0	0	
2015	Ravens	16	16	53	35	18	9	29	2.0	19.0	4	0	0	0	0	2	1	0	0	0	0	0	0	0	0	0	0	
2016	Ravens	16	16	51	34	17	4	8	1.0	3.0	2	0	0	0	0	1	0	0	0	0	0	0	0	0	0	0	0	
2017	Ravens	12	12	30	18	12	5	13	0.0	0.0	2	0	0	0	0	2	0	1	1	0	0	0	0	0	0	0	0	
2018	Ravens	16	16	34	21	13	3	12	1.0	8.0	1	0	0	0	0	1	0	0	0	0	0	0	0	0	0	0	0	
2019	Ravens	14	14	34	13	21	2	8	1.0	6.0	5	0	0	0	0	0	0	1	0	0	0	0	0	0	0	0	0	
2020	Ravens	13	13	33	19	14	2	2	0.0	0.0	1	0	0	0	0	2	0	0	0	0	0	0	0	0	0	0	0	
<b>NFL TOTALS</b>		<b>110</b>	<b>101</b>	<b>288</b>	<b>168</b>	<b>120</b>	<b>29</b>	<b>88</b>	<b>6.5</b>	<b>45.5</b>	<b>18</b>	<b>0</b>	<b>0</b>	<b>0</b>	<b>0</b>	<b>8</b>	<b>3</b>	<b>4</b>	<b>1</b>	<b>0</b>	<b>0</b>	<b>0</b>	<b>0</b>	<b>0</b>	<b>0</b>	<b>0</b>	<b>0</b>	

## BRANDON WILLIAMS' NFL POSTSEASON DEFENSIVE STATISTICS

DATE	TEAM	GP	GS	TACKLES							INTERCEPTIONS					FUMBLES			ST			MISC					
				TK	S	A	TFL	YDS	SK	YDS	QBH	NO	YDS	LG	TD	PD	FF	FR	YDS	TK	S	A	FF	FR	S	A	
2014	Ravens	2	2	7	5	2	2	12	1.0	9.0	2	0	0	0	0	0	0	0	0	0	0	0	0	0	0	0	0
2018	Ravens	1	1	2	1	1	0	0	0.0	0.0	0	0	0	0	0	0	0	0	0	0	0	0	0	0	0	0	0
2019	Ravens	1	1	6	5	1	1	4	0.0	0.0	0	0	0	0	0	0	0	0	0	0	0	0	0	0	0	0	0
2020	Ravens	2	2	6	3	3	0	0	0.0	0.0	0	0	0	0	0	0	0	0	0	0	0	0	0	0	0	0	0
<b>NFL TOTALS</b>		<b>6</b>	<b>6</b>	<b>21</b>	<b>14</b>	<b>7</b>	<b>3</b>	<b>16</b>	<b>1.0</b>	<b>9.0</b>	<b>2</b>	<b>0</b>	<b>0</b>	<b>0</b>	<b>0</b>	<b>0</b>	<b>0</b>	<b>0</b>	<b>0</b>	<b>0</b>	<b>0</b>	<b>0</b>	<b>0</b>	<b>0</b>	<b>0</b>	<b>0</b>	<b>0</b>

### SINGLE-GAME HIGHS: DEFENSIVE

<b>Total Tackles</b>	8 at Dallas Cowboys, Nov 20, 2016 ...2 more at 8.	<b>Forced Fumbles</b>	1 vs. St. Louis Rams, Nov 22, 2015 ...2 more at 1.
<b>Sacks</b>	1.0 vs. Houston Texans, Nov 17, 2019 ...5 more at 1.0.	<b>Fumble Recoveries</b>	1 vs. San Francisco 49ers, Dec 01, 2019 ...3 more at 1.
<b>Passes Defensed</b>	1 at Cleveland Browns, Dec 14, 2020 ...7 more at 1.	<b>Tackles For Loss</b>	3 vs. Miami Dolphins, Oct 26, 2017

### 2020 GAME-BY-GAME REGULAR-SEASON STATISTICS [RAVENS]

DATE	OPPONENT	P/S	TACKLES							INTERCEPTIONS					FUMBLES			ST			MISC		W/L	SCORE				
			TK	S	A	SK	YDS	TFL	YDS	QBH	NO	YDS	LG	TD	PD	FF	FR	YDS	TK	S	A	FF			FR	S	A	
09/13	Browns	S	3	1	2	0.0	0.0	0	0	0	0	0	0	0	0	0	0	0	0	0	0	0	0	0	0	0	W	38-6
09/20	at Texans	S	3	2	1	0.0	0.0	0	0	1	0	0	0	0	0	0	0	0	0	0	0	0	0	0	0	0	W	33-16
09/28	Chiefs	S	7	7	0	0.0	0.0	1	1	0	0	0	0	0	0	0	0	0	0	0	0	0	0	0	0	L	20-34	
10/04	at Washington	S	0	0	0	0.0	0.0	0	0	0	0	0	0	0	0	0	0	0	0	0	0	0	0	0	0	W	31-17	
10/11	Bengals	S	2	1	1	0.0	0.0	0	0	0	0	0	0	0	0	0	0	0	0	0	0	0	0	0	0	W	27-3	
10/18	at Eagles										RESERVE/COVID-19														W	30-28		
11/01	Steelers	S	3	1	2	0.0	0.0	0	0	0	0	0	0	0	0	0	0	0	0	0	0	0	0	0	0	0	L	24-28
11/08	at Colts	S	2	1	1	0.0	0.0	0	0	0	0	0	0	0	0	0	0	0	0	0	0	0	0	0	0	0	W	24-10
11/15	at Patriots	S	0	0	0	0.0	0.0	0	0	0	0	0	0	0	0	0	0	0	0	0	0	0	0	0	0	L	17-23	
11/22	Titans										ON INACTIVE LIST														L	24-30+		
12/02	at Steelers										ON INACTIVE LIST														L	14-19		
12/08	Cowboys	S	2	0	2	0.0	0.0	0	0	0	0	0	0	0	1	0	0	0	0	0	0	0	0	0	0	0	W	34-17
12/14	at Browns	S	3	1	2	0.0	0.0	0	0	0	0	0	0	0	1	0	0	0	0	0	0	0	0	0	0	0	W	47-42
12/20	Jaguars	S	5	4	1	0.0	0.0	1	1	0	0	0	0	0	0	0	0	0	0	0	0	0	0	0	0	0	W	40-14
12/27	Giants	S	1	0	1	0.0	0.0	0	0	0	0	0	0	0	0	0	0	0	0	0	0	0	0	0	0	0	W	27-13
01/03	at Bengals	S	2	1	1	0.0	0.0	0	0	0	0	0	0	0	0	0	0	0	0	0	0	0	0	0	0	0	W	38-3
<b>2020 TOTALS</b>		<b>13-13</b>	<b>33</b>	<b>19</b>	<b>14</b>	<b>0.0</b>	<b>0.0</b>	<b>2</b>	<b>2</b>	<b>1</b>	<b>0</b>	<b>0</b>	<b>0</b>	<b>0</b>	<b>2</b>	<b>0</b>	<b>0</b>	<b>0</b>	<b>0</b>	<b>0</b>	<b>0</b>	<b>0</b>	<b>0</b>	<b>0</b>	<b>0</b>	<b>0</b>	<b>11-5</b>	

+ - Overtime

### 2020 GAME-BY-GAME POSTSEASON STATISTICS [RAVENS]

DATE	OPPONENT	P/S	TACKLES							INTERCEPTIONS					FUMBLES			ST			MISC		W/L	SCORE					
			TK	S	A	SK	YDS	TFL	YDS	QBH	NO	YDS	LG	TD	PD	FF	FR	YDS	TK	S	A	FF			FR	S	A		
01/10	at Titans	S	2	1	1	0.0	0.0	0	0	0	0	0	0	0	0	0	0	0	0	0	0	0	0	0	0	0	0	W	20-13
01/16	at Bills	S	4	2	2	0.0	0.0	0	0	0	0	0	0	0	0	0	0	0	0	0	0	0	0	0	0	0	L	3-17	
<b>2020 TOTALS</b>		<b>2-2</b>	<b>6</b>	<b>3</b>	<b>3</b>	<b>0.0</b>	<b>0.0</b>	<b>0</b>	<b>0</b>	<b>0</b>	<b>0</b>	<b>0</b>	<b>0</b>	<b>0</b>	<b>0</b>	<b>0</b>	<b>0</b>	<b>0</b>	<b>0</b>	<b>0</b>	<b>0</b>	<b>0</b>	<b>0</b>	<b>0</b>	<b>0</b>	<b>0</b>	<b>1-1</b>		



# 34 TY'SON WILLIAMS

COLLEGE: BYU  
 RUNNING BACK BORN: 9/20/96, SUMTER, SC  
 6-0 | 220 EXP. (NFL/RAVENS): 2/2 GP/GS (PLAYOFFS): 0/0



### — KEY TRANSACTIONS —

- Signed a Reserve/Future contract with Baltimore on 1/18/21
- Was activated from the practice squad (COVID replacement elevation) on 12/2/20 at Pit.
- Signed to Baltimore's practice squad on 9/6/20
- Waived by the Ravens on 9/5/20
- Signed with Baltimore as a rookie free agent on 8/29/20

### — CAREER HIGHLIGHTS —

- Spent all but one game in his rookie year on the Ravens' practice squad

### — PERSONAL —

- In pursuit of his NFL dreams, held his own recorded workouts that he was able to send to NFL teams

### 2020: (BALTIMORE RAVENS – 0/0, 0/0)

- Spent all but one game (12/2 at Pit., but did not play) on the Ravens' practice squad

### — COLLEGE —

- As a BYU grad transfer in 2019, tallied 264 rushing yards and 3 TDs on 49 carries... Added 7 receptions for 47 yards
- Appeared in eight games as a junior for South Carolina in 2018... Registered 328 rushing yards on 20 attempts and tied for the team high with 4 TDs... Added 9 catches for 152 yards
- In his sophomore campaign for the Gamecocks, ranked second on the team with 95 carries and 471 rushing yards, adding 12 receptions for 32 yards... Registered 1 rushing TD and 1 receiving TD on the season

- Transferred to the University of South Carolina in 2016 and took a redshirt season per NCAA transfer rules... Impressed the coaches with his work ethic and ability despite not being eligible to play, sharing the coaches' Offensive Scout Team Award with Sadarius Hutcherson
- In 2015, played his freshman season at the University of North Carolina
- Appeared in six games for the Tar Heels, tallying 57 rushing yards on 19 attempts
- Enrolled in BYU communications master's program and played one season for the Cougars
- Graduated with a bachelor's degree from the University of South Carolina after transferring from North Carolina

### — HIGH SCHOOL —

- Prepped at Crestwood (Sumter, SC) HS, where he ran for 1,058 yards and 14 TDs on 194 carries as a senior
- Named All-Region and selected to play in the 2014 Touchstone Energy Cooperatives Bowl, a South Carolina All-Star game
- Topped 1,000 yards during his sophomore and junior seasons, hitting 1,608 yards and 16 TDs as a junior and 1,008 yards and 17 TDs as a sophomore
- Was a member of the ESPN300 as the No. 135 player in the country
- Considered the top player in South Carolina by ESPN as well as the No. 11 running back nationally

### TY'SON WILLIAMS' NFL REGULAR SEASON RUSHING/RECEIVING STATISTICS

DATE	TEAM	RUSHING								RECEIVING				
		GP	GS	NO.	YDS.	AVG.	LG	TD	NO.	YDS.	AVG.	LG	TD	
2020	Ravens	0	0	0	0	0.0	0	0	0	0	0	0.0	0	0
<b>NFL TOTALS</b>		<b>0</b>	<b>0</b>	<b>0</b>	<b>0</b>	<b>0.0</b>	<b>0</b>	<b>0</b>	<b>0</b>	<b>0</b>	<b>0</b>	<b>0.0</b>	<b>0</b>	<b>0</b>

### TY'SON WILLIAMS' NFL POSTSEASON RUSHING/RECEIVING STATISTICS

DATE	TEAM	RUSHING								RECEIVING				
		GP	GS	NO.	YDS.	AVG.	LG	TD	NO.	YDS.	AVG.	LG	TD	
2020	Ravens	0	0	0	0	0.0	0	0	0	0	0	0.0	0	0
<b>NFL TOTALS</b>		<b>0</b>	<b>0</b>	<b>0</b>	<b>0</b>	<b>0.0</b>	<b>0</b>	<b>0</b>	<b>0</b>	<b>0</b>	<b>0</b>	<b>0.0</b>	<b>0</b>	<b>0</b>



# 95

# DEREK WOLFE

DEFENSIVE END

6-5 | 285

COLLEGE: CINCINNATI

BORN: 2/24/90, EAST LIVERPOOL, OH

EXP. (NFL/RAVENS): 10/2

GP/GS (PLAYOFFS): 122/116 (7/6)



## — KEY TRANSACTIONS —

- Re-signed (three-year deal) with the Ravens on 3/16/21
- Signed a one-year deal with the Ravens as an unrestricted free agent (Den.) on 3/31/20
- Placed on Injured Reserve (elbow) on 12/2/19
- Placed on Injured Reserve (neck) on 12/5/17
- Re-signed with the Broncos on 1/15/16
- Placed on Injured Reserve (illness) on 1/14/14
- Originally selected by the Denver Broncos in the second round (36th overall) of the 2012 NFL Draft

## — HONORS —

- AFC Defensive Player of the Week (Week 8, 2015)

## — CAREER HIGHLIGHTS —

- Since entering the NFL in 2012, has started in 116 of 122 regular season contests and six of seven postseason contests in which he's appeared in...Owns 350 tackles (225 solo), 34 sacks, 17 PD, 1 INT, 1 FF and 3 FRs in his career
- Matched his career high with 51 tackles in 2020, also recording 1 sack, 6 TFL, 4 QBHs, 1 FR and 2 PD in 14 games (eight starts)...Helped Baltimore's defense rank No. 2 in both points allowed (18.9) and third-down efficiency (34.0%)
- In 2019, posted a career-best 7 sacks, to go along with 34 tackles (22 solo), 1 PD and 1 FF
- Started all 16 games in 2018 and collected 43 tackles (22 solo), 1.5 sacks, 3 TFL, 6 PD and 1 FR
- Produced a career-best 51 tackles (33 solo) in 2016, adding 5.5 sacks, 4 TFL and 4 PD
- Helped Denver finish as the highest-ranked pass defense (185.8 avg.) and fourth-best total defense (316.1 ypg) in 2016
- Contributed to a Denver defense that finished ranked as the league's best (283.1 avg.) in 2015, en route to capturing the Super Bowl 50 title for Denver's third Lombardi Trophy in franchise history
- Named AFC Defensive Player of the Week after posting 7 tackles (3 solo) and 1 TFL vs. GB (11/1/15)
- Opened all 16 contests in 2012 to join Barney Chavous (1973) as the only Broncos defensive linemen to do so

## — PERSONAL —

- Named the recipient of the 2015 Lou Holtz/Ohio Valley Hall of Fame Banquet's Lifetime Achievement Award
- Almost declared for the 2011 draft after his junior year because he only had seven dollars to his name, but changed his mind after speaking with his former head coach at Cincinnati, Butch Jones

- As a teenager, was unable to find a permanent home for several years until moving in with the family of his friend, Logan Hoppel

## 2020: (BALTIMORE RAVENS – 14/8, 2/1)

- Matched his career high with 51 tackles, also recording 1 sack, 6 TFL, 4 QBHs, 1 FR and 2 PD in 14 games (eight starts)...Helped Baltimore's defense rank No. 2 in both points allowed (18.9) and third-down efficiency (34.0%)
- Registered a team-high (tied, Pernell McPhee) 6 tackles (4 solo), 1 sack and 2 QBHs in the 20-13 Wild Card Playoff win at Ten. (1/10/21)...Baltimore limited Tennessee to 4-of-12 (33%) on third down and held Derrick Henry to 40 rushing yards on 18 carries (2.2 ypc)
- Registered 2 solo tackles, his first sack as a Raven and a FR in the 40-14 win vs. Jax. (12/20)...Notched his sack one play after DE Yannick Ngakoue took down Jaguars QB Gardner Minshew, and recovered a fumble on a Ngakoue strip-sack later in the game...Also helped limit Jacksonville's rushing attack to 62 yards on 22 carries (2.8 avg)
- Recorded a team-high 9 tackles (2 solo), including 1 TFL, vs. Dal. (12/8)...It marked his third-straight game with a TFL
- Notched 4 tackles (1 solo) and 1 TFL, while helping limit the Steelers to 68 rushing yards at Pit. (12/2)...Also helped stop Pittsburgh short of the end zone on 3-of-4 goal-to-go possessions
- Registered a season-high 7 tackles (4 solo) and 1 QBH at NE (11/15)
- Finished with 3 tackles (all solo), including 2 TFL, in the 27-3 win vs. Cin. (10/11)...Helped limit the Bengals to 3-of-16 (18.8%) on third down
- In his Ravens debut, totaled 3 tackles and 2 QBHs in the season-opening win vs. Cle. (9/13)...Baltimore's defense limited Cleveland to 0-for-3 on fourth down and 3-of-12 (25%) on third down

## 2019: (DENVER BRONCOS – 12/12)

- In only 12 games, totaled a career-high 7 sacks (-41 yards), which ranked second on the team behind OLB Von Miller (8)...Added 34 tackles (22 solo), 8 TFL, 1 FF and 1 PD, before suffering a season-ending elbow injury in Week 13 against the Chargers
- Tied his season-high mark of 2 sacks and 2 TFL for his third two-sack performance of the 2019 campaign...Added 5 tackles (2 solo) vs. LAC (12/1), before leaving with an injury in the fourth quarter...Was placed on IR the next day (12/2)
- Registered 5 tackles (3 solo), 1 sack, 1 TFL and 1 PD vs. Cle. (11/3), marking his fourth-straight game of at least 1 TFL and second-consecutive game with a sack





# 95 DEREK WOLFE

- Forced a QB Jacoby Brissett fumble in the fourth quarter of a one-score game at Ind. (10/27)...Added 2 sacks and 1 TFL
- Registered his first multi-sack performance of the season, collecting 1 sack of QB Marcus Mariota and 1 sack of QB Ryan Tannehill in a shutout victory vs. Ten. (10/13)...Also helped limit RB Derrick Henry to a season-low 28 yards on 15 attempts (1.9 avg.)

## 2018: (DENVER BRONCOS – 16/16)

- Started all 16 games and collected 43 tackles (22 solo), 1.5 sacks, 3 TFL, 6 PD and 1 FR...Added his first-career INT
- Recovered a QB Baker Mayfield fumble to halt a Browns' 16-play drive that lasted over 9 minutes vs. Cle. (12/15)
- Collected a season-high 6 tackles (4 solo) at SF (12/9)
- Sacked QB Deshaun Watson...Added 4 tackles (all solo) and 1 TFL vs. Hou. (11/4)
- Recorded 3 tackles (2 solo) and 1 PD that led to a LB Todd Davis INT return for a TD at Ari. (10/18)
- Recorded his first-career INT...Added 3 tackles (2 solo), a half sack and 2 PD at NYJ (10/7)
- Registered 5 tackles (2 solo) and 2 PD at Bal. (9/23)

## 2017: (DENVER BRONCOS – 11/11)

- Started all 11 games played, recording 31 tackles (16 solo), 2 sacks and 6 TFL before being placed on Injured Reserve (neck) on 12/5
- Posted a career-high 3 TFL, a season-high 5 tackles (all solo) and added 1 sack vs. Cin. (11/19)
- Collected 3 tackles (2 solo), 1 sack and posted his third-consecutive game with 1 TFL vs. Oak. (10/1)

## 2016: (DENVER BRONCOS – 14/14)

- Started all 14 games played and finished with a career-best 51 tackles (33 solo), 5.5 sacks, 4 TFL and 4 PD...Helped Denver finish as the highest-ranked pass defense (185.8 avg.) and fourth-best total defense (316.1 ypg)
- Tied for the team lead with 6 tackles (all solo) at Jax. (12/4)
- Posted a season-high 8 tackles (5 solo), 1 sack and 1 TFL vs. KC (11/27)
- Notched a career-best 2.5 sacks and 5 QBHs...Added 6 tackles (4 solo) and 2 TFL at TB (10/2) as Denver won its fourth-straight game to open the season
- Registered 4 tackles (3 solo), 1.5 sacks, 1 TFL and 1 PD vs. Ind. (9/18)

## 2015: (DENVER BRONCOS – 12/12, 3/3)

- Posted 49 tackles (33 solo), 5.5 sacks, 1 PD and tied a career high with 9 TFL as an integral member of a Denver unit that finished as the NFL's No. 1 overall defense (283.1 ypg), No. 1 overall pass defense (199.6 ypg) and No. 3 overall rush defense (83.6 ypg)
- Collected 15 tackles (9 solo), 2.5 sacks, 2 TFL and 1 PD in the Broncos' three postseason contests, concluding with Denver winning Super Bowl 50

- Notched 5 tackles (2 solo) and a half-sack in Denver's Super Bowl 50 victory vs. Car. (2/7/16)...Finished with at least a half-sack in seven-straight contests going back to Week 14 of the regular season and in nine of his last 10 games overall
- Posted a team-high 6 tackles (all solo), 1 sack, 1 TFL and 1 PD in the AFC Championship vs. NE (1/24/16)
- Tallied 1 sack of QB Ben Roethlisberger, 4 tackles (1 solo) and 1 TFL in the Divisional game vs. Pit. (1/17/16)
- Led the team with a career-best 9 tackles (7 solo) and 2 TFL...Added 1 sack of QB Tom Brady vs. NE (11/29)...Helped hold the Patriots' offense to 2-of-13 (15%) on third down
- Became the first Broncos' DL to receive AFC Defensive Player of the Week honors since DE Elvis Dumervil (2007, Week 14) after leading the team with 7 tackles (3 solo) and adding 1 TFL vs. GB (11/1)...Helped limit Green Bay's passing game to just 50 net yards, as Denver improved to 7-0 on the season for just the second time in team history

## 2014: (DENVER BRONCOS – 16/16, 1/1)

- Totaled 35 tackles (20 solo), 1.5 sacks and 1 PD...Contributed to a defensive line that allowed just 79.8 rushing yards per game, marking the lowest single-season figure in team history and ranking second in the NFL, trailing only Detroit (69.3 ypg)
- Blocked his first-career FGA at SD (12/14)
- Tied a season high with 5 tackles (4 solo) at NE (11/2)
- Recorded a season-high 5 tackles (1 solo) and 1 PD in a 31-17 victory at NYJ (10/12)

## 2013: (DENVER BRONCOS – 11/11)

- Started the first 11 games of the season and registered 16 tackles (11 solo), 4 sacks and his first-career FR...Was placed on Injured Reserve (illness) on 1/14/14
- Tallied his third-consecutive 1-sack and 1-TFL performance at SD (11/10)
- Recovered his first-career fumble and sacked QB Robert Griffin III vs. Was. (10/27)
- Made a season-high 4 tackles (3 solo), including 2 TFL, in a Week 1 victory vs. Bal. (9/5)

## 2012: (DENVER BRONCOS – 16/16, 1/1)

- Opened all 16 regular season games, as well as Denver's postseason contest, to join Barney Chavous (1973) as the only defensive linemen in Broncos history to start every game as a rookie
- Finished third on the team with 6 sacks and added 40 tackles (24 solo), 9 TFL and 2 PD...Contributed to a defensive line that allowed just 290.8 yards per game, which ranked second in the NFL, trailing only Pittsburgh (275.8 ypg)
- Recorded 3 tackles (2 solo) in the Divisional Playoff game vs. Bal. (1/12/13)
- Sacked QB Brady Quinn in the second quarter to mark his third-consecutive game with a sack vs. KC (12/30)...Added 1 TFL and 1 PD in the 38-3 victory as Denver finished the regular season with 11-consecutive wins

# 95 DEREK WOLFE

- Became just the sixth Broncos rookie to register a sack in the team's season opener when he dropped QB Ben Roethlisberger for a 9-yard loss vs. Pit. (9/9)

## — COLLEGE —

- Appeared in 45 games (38 starts) at the University of Cincinnati, totaling 161 tackles (89 solo), 19.5 sacks, 3 FFs, 3 FRs and 2 PD...Finished his Bearcats' career ranking fourth on the school's all-time sacks list
- Named Big East Conference co-Defensive Player of the Year and earned second-team All-American honors as a senior
- Recorded 70 tackles (37 solo), 9.5 sacks and 2 FFs as a senior...Ranked No. 1 among FBS DTs and No. 5 in the nation with 21.5 TFL – which ranks No. 4 in school history
- As a junior in 2010, totaled 48 tackles (29 solo), 4 sacks and 1 PD to earn second-team All-Conference honors from *The NFL Draft Report*
- Contributed as a 13-game starter in his sophomore campaign, racking up 41 tackles (21 solo), 5 sacks, 1 FF and 1 FR

- As a true freshman, earned time in seven games as a DT
- Recorded first-career sack on the final play of the game against Syracuse in the home finale, setting off UC's Big East Championship celebration
- In April 2011, recognized as the All-American Strength and Conditioning Athlete of the Year by the National Strength and Conditioning Association (NSCA)
- Majored in criminal justice at Cincinnati and was named to the Big East Academic Honor Roll as a senior

## — HIGH SCHOOL —

- Prepped at Beaver Local (Lisbon, OH) HS, earning three letters as a DE, OLB, TE and OT
- Finished his prep career with 205 total tackles
- As a senior (2007), collected 78 tackles and 7 sacks to earn Division III All-Ohio, All-Ohio Valley Athletic Conference, All-Eastern District & All-Ohio Valley Class 4A first-team honors
- Competed on the school's powerlifting team and qualified for the state finals as a junior and senior



## — WOLFE'S COMMUNITY IMPACT —

- Wolfe and his wife, Abigail, made a \$10,000 donation to help the YMCA of Metro Denver provide relief efforts to community members and families in need during the COVID-19 pandemic (2020)
- Donated \$1 million to high school alma mater Beaver Local School District (2020)

## DEREK WOLFE'S NFL REGULAR SEASON DEFENSIVE STATISTICS

DATE	TEAM	GP	GS	TACKLES							INTERCEPTIONS					FUMBLES			ST				MISC		
				TK	S	A	TFL	YDS	SK	YDS	QBH	NO	YDS	LG	TD	PD	FF	FR	YDS	TK	S	A	FF	FR	S
2012	Broncos	16	16	40	26	14	9	0	6.0	41.0	8	0	0	0	0	2	0	0	0	0	0	0	0	0	0
2013	Broncos	11	11	16	11	5	7	36	4.0	34.0	8	0	0	0	0	0	0	1	1	0	0	0	0	0	0
2014	Broncos	16	16	35	24	11	0	0	1.5	1.0	5	0	0	0	0	1	0	0	0	0	0	0	0	0	0
2015	Broncos	12	12	49	35	14	9	39	5.5	38.5	13	0	0	0	0	1	0	0	0	0	0	0	0	0	0
2016	Broncos	14	14	51	38	13	4	21	5.5	32.0	19	0	0	0	0	4	0	0	0	0	0	0	0	0	0
2017	Broncos	11	11	31	18	13	6	30	2.0	13.0	6	0	0	0	0	0	0	0	0	0	0	0	0	0	0
2018	Broncos	16	16	43	31	12	3	11	1.5	13.5	6	1	2	2	0	6	0	1	0	0	0	0	0	0	0
2019	Broncos	12	12	34	23	11	8	47	7.0	41.0	12	0	0	0	0	1	1	0	0	0	0	0	0	0	0
2020	Ravens	14	8	51	19	32	6	9	1.0	5.0	4	0	0	0	0	2	0	1	0	0	0	0	0	0	0
<b>NFL TOTALS</b>		<b>122</b>	<b>116</b>	<b>350</b>	<b>225</b>	<b>125</b>	<b>52</b>	<b>193</b>	<b>34.0</b>	<b>219.0</b>	<b>81</b>	<b>1</b>	<b>2</b>	<b>2</b>	<b>0</b>	<b>17</b>	<b>1</b>	<b>3</b>	<b>1</b>	<b>0</b>	<b>0</b>	<b>0</b>	<b>0</b>	<b>0</b>	<b>0</b>

## DEREK WOLFE'S NFL POSTSEASON DEFENSIVE STATISTICS

DATE	TEAM	GP	GS	TACKLES							INTERCEPTIONS					FUMBLES			ST				MISC		
				TK	S	A	TFL	YDS	SK	YDS	QBH	NO	YDS	LG	TD	PD	FF	FR	YDS	TK	S	A	FF	FR	S
2012	Broncos	1	1	3	2	1	0	0	0.0	0.0	0	0	0	0	0	0	0	0	0	0	0	0	0	0	0
2013	Broncos	0	0	0	0	0	0	0	0.0	0.0	0	0	0	0	0	0	0	0	0	0	0	0	0	0	0
2014	Broncos	1	1	3	2	1	0	0	0.0	0.0	2	0	0	0	0	0	0	0	0	0	0	0	0	0	0
2015	Broncos	3	3	15	10	5	2	10	2.5	15.0	5	0	0	0	0	1	0	0	0	0	0	0	0	0	0
2020	Ravens	2	1	7	5	2	1	7	1.0	7.0	2	0	0	0	0	0	0	0	0	0	0	0	0	0	0
<b>NFL TOTALS</b>		<b>7</b>	<b>6</b>	<b>28</b>	<b>19</b>	<b>9</b>	<b>3</b>	<b>17</b>	<b>3.5</b>	<b>22.0</b>	<b>9</b>	<b>0</b>	<b>0</b>	<b>0</b>	<b>0</b>	<b>1</b>	<b>0</b>	<b>0</b>	<b>0</b>	<b>0</b>	<b>0</b>	<b>0</b>	<b>0</b>	<b>0</b>	<b>0</b>

## SINGLE-GAME HIGHS: DEFENSIVE

**Total Tackles** 9 vs. Dallas Cowboys, Dec 08, 2020  
...1 more at 9.

**Sacks** 2.5 at Tampa Bay Buccaneers, Oct 02, 2016

**Passes Defensed** 2 at New York Jets, Oct 07, 2018

...1 more at 2.

**Forced Fumbles** 1 at Indianapolis Colts, Oct 27, 2019

**Fumble Recoveries** 1 vs. Jacksonville Jaguars, Dec 20, 2020  
...2 more at 1.

**Tackles For Loss** 3 vs. Cincinnati Bengals, Nov 19, 2017

**Interceptions** 1 at New York Jets, Oct 07, 2018

**Interception Return Yards** 2 at New York Jets, Oct 07, 2018



# 95 DEREK WOLFE

## 2020 GAME-BY-GAME REGULAR-SEASON STATISTICS [RAVENS]

DATE	OPPONENT	P/S	TACKLES							INTERCEPTIONS					FUMBLES			ST					MISC		W/L	SCORE											
			TK	S	A	SK	YDS	TFL	YDS	QBH	NO	YDS	LG	TD	PD	FF	FR	YDS	TK	S	A	FF	FR	S			A										
09/13	Browns	S	3	1	2	0.0	0.0	0	0	2	0	0	0	0	0	0	0	0	0	0	0	0	0	0	0	0	W	38-6									
09/20	at Texans	P	3	1	2	0.0	0.0	0	0	0	0	0	0	0	0	0	0	0	0	0	0	0	0	0	0	W	33-16										
09/28	Chiefs	P	6	1	5	0.0	0.0	0	0	0	0	0	0	0	0	0	0	0	0	0	0	0	0	0	L	20-34											
10/04	at Washington		ON INACTIVE LIST																																W	31-17	
10/11	Bengals	P	3	3	0	0.0	0.0	2	1	0	0	0	0	0	0	0	0	0	0	0	0	0	0	0	0	W	27-3										
10/18	at Eagles		ON INACTIVE LIST																																	W	30-28
11/01	Steelers	P	0	0	0	0.0	0.0	0	0	0	0	0	0	0	0	0	0	0	0	0	0	0	0	0	0	L	24-28										
11/08	at Colts	P	3	3	0	0.0	0.0	0	0	0	0	0	0	0	0	0	0	0	0	0	0	0	0	0	0	W	24-10										
11/15	at Patriots	S	7	3	4	0.0	0.0	0	0	1	0	0	0	0	0	0	0	0	0	0	0	0	0	0	0	L	17-23										
11/22	Titans	S	6	2	4	0.0	0.0	1	2	0	0	0	0	0	0	0	0	0	0	0	0	0	0	0	0	L	24-30+										
12/02	at Steelers	S	4	1	3	0.0	0.0	1	0	0	0	0	0	0	0	0	0	0	0	0	0	0	0	0	0	L	14-19										
12/08	Cowboys	S	9	2	7	0.0	0.0	1	1	0	0	0	0	0	0	0	0	0	0	0	0	0	0	0	0	W	34-17										
12/14	at Browns	S	1	0	1	0.0	0.0	0	0	0	0	0	0	0	0	0	0	0	0	0	0	0	0	0	0	W	47-42										
12/20	Jaguars	S	2	2	0	1.0	5.0	1	5	1	0	0	0	0	0	1	0	0	0	0	0	0	0	0	0	W	40-14										
12/27	Giants	S	2	0	2	0.0	0.0	0	0	0	0	0	0	0	1	0	0	0	0	0	0	0	0	0	0	W	27-13										
01/03	at Bengals	P	2	0	2	0.0	0.0	0	0	0	0	0	0	0	1	0	0	0	0	0	0	0	0	0	0	W	38-3										
<b>2020 TOTALS</b>		<b>14-8</b>	<b>51</b>	<b>19</b>	<b>32</b>	<b>1.0</b>	<b>5.0</b>	<b>6</b>	<b>9</b>	<b>4</b>	<b>0</b>	<b>0</b>	<b>0</b>	<b>0</b>	<b>2</b>	<b>0</b>	<b>1</b>	<b>0</b>	<b>0</b>	<b>0</b>	<b>0</b>	<b>0</b>	<b>0</b>	<b>0</b>	<b>0</b>	<b>11-5</b>											

+ - Overtime

## 2020 GAME-BY-GAME POSTSEASON STATISTICS [RAVENS]

DATE	OPPONENT	P/S	TACKLES							INTERCEPTIONS					FUMBLES			ST					MISC		W/L	SCORE		
			TK	S	A	SK	YDS	TFL	YDS	QBH	NO	YDS	LG	TD	PD	FF	FR	YDS	TK	S	A	FF	FR	S			A	
01/10	at Titans	S	6	4	2	1.0	7.0	1	7	2	0	0	0	0	0	0	0	0	0	0	0	0	0	0	0	0	W	20-13
01/16	at Bills	P	1	1	0	0.0	0.0	0	0	0	0	0	0	0	0	0	0	0	0	0	0	0	0	0	0	L	3-17	
<b>2020 TOTALS</b>		<b>2-1</b>	<b>7</b>	<b>5</b>	<b>2</b>	<b>1.0</b>	<b>7.0</b>	<b>1</b>	<b>7</b>	<b>2</b>	<b>0</b>	<b>0</b>	<b>0</b>	<b>0</b>	<b>0</b>	<b>0</b>	<b>0</b>	<b>0</b>	<b>0</b>	<b>0</b>	<b>0</b>	<b>0</b>	<b>0</b>	<b>0</b>	<b>0</b>	<b>1-1</b>		







# 25

# TAVON YOUNG

**CORNERBACK**  
5-9 | 185

COLLEGE: TEMPLE

BORN: 3/14/94, OXON HILL, MD

EXP. (NFL/RAVENS): 6/6

GP/GS (PLAYOFFS): 33/17



### — KEY TRANSACTIONS —

- Placed on Injured Reserve (knee) on 9/28/20
- Placed on Injured Reserve (neck) on 8/31/19
- Re-signed (four-year contract, three-year extension) with Baltimore on 2/22/19
- Placed on Injured Reserve on 9/1/17 after suffering a knee injury during 2017 June OTAs
- Selected by the Ravens in the fourth round (104th overall) of the 2016 NFL Draft...Young was the first of five players selected in the fourth round

### — CAREER HIGHLIGHTS —

- In 2018, tallied 36 tackles (34 solo), 5 PD, 2 sacks, 2 FR-TDs and 1 INT for the league's No. 1 overall (292.9 ypg) and No. 2 scoring (17.9 ppg) defense...His 62-yard-long FR-TD at LAC stands as a franchise record
- Was one of four NFL players to score multiple defensive TDs (both FRs) in 2018
- Posted his second scoop-and-score of the 2018 season, returning a FR a franchise-record 62 yards to seal the Ravens' victory at LAC (12/22/18)
- Scored the first TD of his career when he ran 12 yards after recovering a FF in the 26-16 win at Atl. (12/2/18)
- Became the second Ravens DB (Bennie Thompson, 3 on 11/10/96 at Jax.) ever to record at least 2 sacks in a game in the 47-3 season-opening win vs. Buf. (9/9/18)
- In the first start of Young's career, intercepted QB Eli Manning at NYG (10/16/16)
- Recorded his first-career INT and posted 3 special teams tackles at Jax. (9/25/16)
- Scored Baltimore's first 2 points on a defensive 2-point conversion, when he scooped up a blocked PAT and returned it for a score in a 25-20 win at Cle. (9/18/17)

### — PERSONAL —

- Majored in adult and organizational development

### 2020: (BALTIMORE RAVENS – 2/0, INJURED RESERVE)

- Started in Baltimore's first two games, notching 2 solo tackles before being placed on Injured Reserve (knee) on 9/28
- Left the game with a knee injury in the first quarter and did not return at Hou. (9/20)
- Registered 2 solo tackles and helped limit Pro Bowl WRs Jarvis Landry and Odell Beckham Jr. to a combined 8 receptions for 83 yards in the season-opening win vs. Cle. (9/13)...Baltimore's defense limited Cleveland to 0-for-3 on fourth down and 3-of-12 (25%) on third down

### 2019: (BALTIMORE RAVENS – 0/0)

- Spent the entire 2019 season on Injured Reserve after suffering a neck injury in the preseason

### 2018: (BALTIMORE RAVENS – 15/6, 0/0)

- Tallied 36 tackles (34 solo), 5 PD, 2 sacks, 2 FR-TDs and 1 INT for the league's No. 1 overall (292.9 ypg) and No. 2 scoring (17.9 ppg) defense...His 62-yard-long FR-TD at LAC stands as a franchise record...Was one of four NFL players to score multiple defensive TDs in 2018
- Was a gameday inactive (groin) in the Wild Card game vs. LAC (1/6/19)
- Scored his second TD of the season, returning a game-sealing FR 62 yards in the 22-10 win at LAC (12/22)...His 2 FR-TDs in 2018 tie (Adalius Thomas, 2005) for the most in Ravens single-season history
- Scored the first TD of his career when he ran 12 yards for paydirt after recovering a FF by ILB Patrick Onwuasor in the 26-16 win at Atl. (12/2)
- Recorded 4 solo tackles vs. Pit. (11/4) before leaving the game in the fourth quarter with an ankle injury
- Recorded his third-career INT, adding 4 solo tackles, for a "D" that registered 10 TFL, 8 PD and 5 sacks at Cle. (10/7)
- After spending the 2017 season on IR (knee), had a dominant first game by posting 3 tackles, a career-high 2 sacks (-7 yards) and 1 PD in the 47-3 win vs. Buf. (9/9)

### 2017: (BALTIMORE RAVENS – 0/0, INJURED RESERVE)

- Missed the season due to a knee injury sustained in June OTAs and was placed on Injured Reserve on 9/1

### 2016: (BALTIMORE RAVENS – 16/11)

- Started 11 games as a rookie, tallying 50 tackles (41 solo), 2 INTs (returned 22 yards), 8 PD and 1 FR for a defense that finished first in the league with 18 INTs (tied, SD and KC), allowed the NFL's fifth-fewest rushing yards (89.4 ypg) and was the league's seventh-ranked unit (322.1 ypg)
- Helped Baltimore become one of three teams (Den. & Sea.) to rank in the NFL's Top 10 in total defense in three-straight seasons (2014-16)
- Posted a career-high-tying 2 PD and notched 4 solo tackles in the 19-14 victory vs. Cin. (11/27)
- Tallied 4 stops and 2 PD for a defense that limited the Browns to 144 yards of total offense, marking the eighth fewest in Ravens history, in the 28-7 win vs. Cle. (11/10)
- Started and posted a career-high 6 tackles at NYJ (10/23)
- Notched his first-career start and returned a QB Eli Manning INT 16 yards to put the Ravens in scoring position at NYG (10/16)

# 25 TAVON YOUNG

- Posted his first-career FR after DE Lawrence Guy forced a fumble in the fourth quarter vs. Oak. (10/2)
- Recorded his first-career INT, which he secured off a tipped pass from DT Timmy Jernigan, in the 19-17 win at Jax. (9/25)...Also was a standout performer on special teams, posting 3 tackles
- Notched 2 solo stops in a come-from-behind win at Cle. (9/18)...The 20-point turnaround marked the Ravens' second-largest comeback victory in team history...Young scored the team's first 2 points on a defensive 2-point conversion, when he scooped up a blocked PAT (Lawrence Guy) and returned it for the score

## — COLLEGE —

- Played in 48 career games (32 starts), posting 127 tackles (99 solo), 2.5 sacks (-20 yards), 8 TFL (-34 yards), 21 PD, 7 INTs (157 return yards), 2 FFs and 3 FRs...Scored on 2 TD returns (an INT and FR)
- Produced 41 tackles (29 solo), a career-high 5 TFL (-13 yards), 1 sack and finished second on the team with 7 PD as a senior in 2015, earning a trip to the 2016 Senior Bowl

- In 2014, led the team in INTs (4) and the AAC in INT return yards (153), returning 1 for a TD...Amassed 23 tackles (22 solo), 1 FR-TD, 1 INT-TD and ranked third in the conference with 9 PD, earning honorable mention All-AAC honors
- Racked up 51 tackles (39 solo), 1 TFL (-4 yards), 1 INT, 1 FF, 1 FR and a team-leading 5 PD in 2013
- Became one of just four true freshman to start in 2012, registering 12 tackles (9 solo), 2 INTs, 2 TFL (-17 yards), 2 PD, 1 FF, 1 FR and 1.5 sacks

## — HIGH SCHOOL —

- Prepped at Potomac (Oxon Hill, MD) HS, where as a senior, he was named first-team All-League, All-Metro and a Chick-fil-A Challenge All-Star
- Earned first-team All-State, All-League and All-County honors as a junior in 2010 after posting 31 tackles, 12 PD, 7 INTs and 1 FR...Also had 35 receptions for 9 TDs and 3 return TDs for the Wolverines
- Also lettered in track and basketball



## — YOUNG'S COMMUNITY IMPACT —

- Participated in Anthony Levine Sr.'s 10th Annual Home Run Derby & Softball Game with teammates (2019)
- Participated in the Ravens' Signature Project with M&T Bank to renovate the facility and visit with children at the Webster Kendrick Boys & Girls Club in Baltimore (2019)
- Participated in former teammate Cyrus Jones' Youth Football Clinic/Camp (2019)
- Helped distribute coats and cold-weather gear to residents at the annual Helping Up Mission coat distribution (2018)
- Partnered with teammates and Ravens staff members to renovate Mary Ann Winterling Elementary School in downtown Baltimore (2017)
- Joined the 2016 rookie class at the Helping Up Mission in Baltimore City, visiting with and serving lunch to residents
- Participated in the Ravens' PLAY 60 Festival, kicking off the team's year-round efforts to encourage children to be active for at least 60 minutes per day, and joined 300 children from various Baltimore City after-school programs at Patterson Park Utz Twardowicz Field (2016)
- Joined youth from Woodson Elementary and George Washington Elementary to participate with the United Way for the annual Hometown Huddle Ravens' TEAM Challenge event at Under Armour's Banner Field in Baltimore City (2016)
- Attended the Purple Dinner Party at M&T Bank Stadium, where he engaged with members of Purple, the official Baltimore Ravens club created just for women (2016)
- Supports teammates' charitable endeavors, including Matthew Judon's Lip Sync and Karaoke Party (2018), former player Lardarius Webb's Turkey Distribution (2016) and Celebrity Softball game (2017)

## TAVON YOUNG'S NFL REGULAR SEASON DEFENSIVE STATISTICS

DATE	TEAM	GP	GS	TACKLES							INTERCEPTIONS					FUMBLES			ST					MISC			
				TK	S	A	TFL	YDS	SK	YDS	QBH	NO	YDS	LG	TD	PD	FF	FR	YDS	TK	S	A	FF	FR	S	A	
2016	Ravens	16	11	50	41	9	2	4	0.0	0.0	0	1	2	22	16	0	8	0	1	0	3	3	0	0	0	0	0
2017	Ravens	0	0	0	0	0	0	0	0.0	0.0	0	0	0	0	0	0	0	0	0	0	0	0	0	0	0	0	
2018	Ravens	15	6	36	34	2	5	12	2.0	7.0	2	1	0	0	0	5	0	2	74	1	1	0	0	1	0	0	
2019	Ravens	0	0	0	0	0	0	0	0.0	0.0	0	0	0	0	0	0	0	0	0	0	0	0	0	0	0	0	
2020	Ravens	2	0	2	2	0	0	0	0.0	0.0	0	0	0	0	0	0	0	0	0	0	0	0	0	0	0	0	
<b>NFL TOTALS</b>		<b>33</b>	<b>17</b>	<b>88</b>	<b>77</b>	<b>11</b>	<b>7</b>	<b>16</b>	<b>2.0</b>	<b>7.0</b>	<b>3</b>	<b>3</b>	<b>22</b>	<b>16</b>	<b>0</b>	<b>13</b>	<b>0</b>	<b>3</b>	<b>74</b>	<b>4</b>	<b>4</b>	<b>0</b>	<b>0</b>	<b>1</b>	<b>0</b>	<b>0</b>	









# 70

# KEVIN ZEITLER

GUARD

6-4 | 315

COLLEGE: WISCONSIN

BORN: 3/8/90, WAUKESHA, WI

EXP. (NFL/RAVENS): 9/1

GP/GS (PLAYOFFS): 135/134 (4/4)



### — KEY TRANSACTIONS —

- Signed a three-year contract with the Ravens on 3/15/21
- Released by the Giants on 3/10/21
- Acquired by the Giants, along with a fifth-round draft pick, from Cleveland, on 3/13/19 in exchange for DE Olivier Vernon and a fourth-round draft choice
- Signed with Cleveland as an unrestricted free agent (Cin.) on 3/9/17
- Originally selected by the Cincinnati Bengals in the first round (27th overall) of the 2012 NFL Draft

### — CAREER HIGHLIGHTS —

- Has played in 135 games (134 starts) for Cincinnati (2012-17), Cleveland (2017-18) and the Giants (2019-20)...Also started all four playoff games in which he appeared with the Bengals...Played on a Bengals teams that reached the playoffs in four-consecutive seasons (2012-15) and won 2 AFC North titles

### — PERSONAL —

- In 2018, finished as runner up on the CBS TV show "NFL's Most Valuable Performer," doing tricks with his rescue dog, Amber...Ravens kicker Justin Tucker won the competition with a rousing rendition of Luciano Pavarotti's "Ave Maria"
- Brothers Eric and Matt played football at Wisconsin Lutheran College
- He and his wife Sarah, have one daughter, Kaleia Rose

### 2020: (NEW YORK GIANTS – 16/16)

- Started all 16 games at right guard in 2020, helping the Giants average 110.5 rushing yards per game and produce 13 rushing TDs
- Blocked for a rushing attack that totaled a season-high 190 rushing yards at Sea. (12/6)
- Helped the Giants tally a season-high 386 net yards, while not surrendering a sack, at Cin. (11/29)

### 2019: (NEW YORK GIANTS – 15/15)

- Started 15 games at right guard in his first season with New York...Was a member of an O-line that helped QB Daniel Jones set a franchise rookie record with 24 touchdown passes and RB Saquon Barkley rush for more than 1,000 yards for the second-consecutive season
- Started at RG for the Giants' season-high 552-yard output, which tied for the fifth-most yards in franchise history, at Was. (12/22)...It also marked the second time in franchise history the Giants tallied at least 300 passing yards and 200 rushing yards in a single game

### 2018: (CLEVELAND BROWNS – 16/16)

- Started all 16 games for the fourth-consecutive season, blocking on all of Cleveland's offensive snaps...Was named a Pro Bowl alternate...The Browns' O-line did not allow a sack in five of the team's final seven games, permitting an NFL-low 3 sacks during that seven-game stretch (Week 10-17)
- Played in his 100th career game at Hou. (12/2)...Saw action on every offensive snap for an O-line that did not surrender a sack for the third-straight contest for the first time since 1988
- Helped Cleveland rush for a season-high 211 yards and 1 TD on 29 carries (7.3 avg), while also not permitting a sack in the victory vs. Atl. (11/11)...In 2018, Cleveland was one of five teams (Colts – twice, Panthers, Patriots, Saints) to rush for over 200 yards and not allow a sack in a game
- Started at RG and played every offensive snap, helping the run game total 208 yards and 3 TDs, at Oak. (9/30)...The 3 rushing TDs marked the most in a game by the Browns since 2014 (twice)
- Helped Cleveland rush for 177 yards in the season opener vs. Pit. (9/9)

### 2017: (CLEVELAND BROWNS – 16/16)

- Started all 16 games and played on every offensive snap in his first season with Cleveland
- Helped block for a rushing attack that totaled a season-high 201 rushing yards and 2 TDs at Det. (11/12)
- In his Browns debut, started at RG and played every offensive snap vs. Pit. (9/10)

### 2016: (CINCINNATI BENGALS – 16/16)

- Started all 16 games at right guard
- Helped block for a rushing attack that totaled 213 rushing yards at Cle. (12/11)
- Helped the Bengals rush for 152 yards and a season-high 3 TDs vs. Was. (10/30)
- Was part of an offense that gained 559 yards, including a season-high 271 on the ground, vs. Cle. (10/23)

### 2015: (CINCINNATI BENGALS – 16/16, 1/1)

- Started all 16 games and the AFC Wild Card game at right guard...Was a member of an offense that tallied 100-plus rushing yards in 10 games and held opponents without a sack in five games
- Helped block for an offense that registered 321 passing yards and rushed for 4 TDs vs. KC (10/4)...The O-line also did not permit a sack...It marked the second time in franchise history (vs. Dal. – 12/8/1985) Cincinnati totaled at least 300 passing yards and rushed for 4 TDs



# 70 KEVIN ZEITLER

## 2014: (CINCINNATI BENGALS – 12/12, 1/1)

- Started 12 regular season games and the AFC Wild Card game at right guard...Contributed to an O-line unit that did not allow a sack until Week 4 of the season and finished third in the NFL with 23 sacks allowed
- Helped the rushing attack gain a season-high 244 yards, marking the most rushing yards in a game by the Bengals since 2004, at Cle. (12/14)

## 2013: (CINCINNATI BENGALS – 12/11, 1/1)

- Played in 12 regular season games (11 starts) and started the AFC Wild Card game...Helped the Bengals finish tied for sixth in scoring (26.9 ppg) and 10th in the NFL with 368.2 yards per game
- Helped QB Andy Dalton throw for a career-high 5 TDs vs. NYJ (10/27)

## 2012: (CINCINNATI BENGALS – 16/16, 1/1)

- Started every game at right guard in his rookie campaign...Helped Bengals RB BenJarvus Green-Ellis eclipse 100 rushing yards four times over a five-game span from Week 11-15
- Blocked for a rushing attack that tallied a season-high 221 rushing yards vs. Oak. (11/25)
- Was named to the 2012 PFWA All-Rookie Team

## — COLLEGE —

- Played in 43 career games at Wisconsin (36 starts)
- Earned first-team All-America honors as a senior in 2011
- Helped the Badgers to consecutive Big Ten titles and Rose Bowl berths in his junior and senior seasons (2010-11)
- Based on team film study, did not allow a sack in his collegiate career
- Majored in kinesiology

## — HIGH SCHOOL —

- Attended Wisconsin Lutheran (Milwaukee, WI) HS, where he started for a team that twice finished 13-1
- Was named Little Ten Conference Linemen of the Year as a senior
- Ranked as the third-best player in Wisconsin and No. 39 offensive lineman in the nation by *Rivals.com*...Also ranked the fourth-best player in the state and 22nd-best offensive lineman in the nation by *Scout.com*
- Also was a two-year member of the wrestling team and one-year participant in track & field
- Member of the National Honor Society



## — ZEITLER'S COMMUNITY IMPACT —

- Honored first responders on the anniversary of 9/11 by joining firefighters from Engine 3 Ladder 12 Battalion 7 for a dinner at their New York City firehouse (2019)
- Served a nutritious Thanksgiving dinner with Food Bank for New York City at the Community Kitchen in Harlem and made a donation to allow young families from the Supper Klub to receive a Thanksgiving take-home meal kit with a turkey (2019)
- Attended the 2019 Giants Draft Party, thanking season-ticket holders for their support and celebrating the new rookie draft class (2019)
- Joined his fellow offensive linemen to make a donation to host a holiday pizza party for youth from local YCS group homes at the Quest Diagnostics Training Center (2019)
- Packed over 1,000 care packages with front office staff, coaches and teammates that were donated to My Sisters' Place, a safe haven for victims of domestic violence and human trafficking (2019)

## KEVIN ZEITLER'S NFL REGULAR SEASON STATISTICS

DATE	TEAM	GP	GS
2012	Bengals	16	16
2013	Bengals	12	11
2014	Bengals	12	12
2015	Bengals	16	16
2016	Bengals	16	16
2017	Browns	16	16
2018	Browns	16	16
2019	Giants	15	15
2020	Giants	16	16
<b>NFL TOTALS</b>		<b>135</b>	<b>134</b>

# 70 KEVIN ZEITLER

## KEVIN ZEITLER'S NFL POSTSEASON STATISTICS

DATE	TEAM	GP	GS
2012	Bengals	1	1
2013	Bengals	1	1
2014	Bengals	1	1
2015	Bengals	1	1
<b>NFL TOTALS</b>		<b>4</b>	<b>4</b>

## 2020 GAME-BY-GAME REGULAR-SEASON STATISTICS [GIANTS]

DATE	OPPONENT	P/S	W/L	SCORE
09/14	Steelers	S	L	16-26
09/20	at Bears	S	L	13-17
09/27	49ers	S	L	9-36
10/04	at Rams	S	L	9-17
10/11	at Cowboys	S	L	34-37
10/18	Washington	S	W	20-19
10/22	at Eagles	S	L	21-22
11/02	Buccaneers	S	L	23-25
11/08	at Washington	S	W	23-20
11/15	Eagles	S	W	27-17
11/29	at Bengals	S	W	19-17
12/06	at Seahawks	S	W	17-12
12/13	Cardinals	S	L	7-26
12/20	Browns	S	L	6-20
12/27	at Ravens	S	L	13-27
01/03	Cowboys	S	W	23-19
<b>2020 TOTALS</b>		<b>16-16</b>	<b>6-10</b>	







**88** **JAKE BREELAND**

**TIGHT END**  
6-6 | 252

**COLLEGE: OREGON**  
**BORN: 9/20/96, RANCHO SANTA MARGARITA, CA**  
**EXP. (NFL/RAVENS): 1/1**    **GP/GS (PLAYOFFS): 0/0**



**TRANSACTIONS:** Jake Breeland was waived by Baltimore and reverted to Reserve/NFI on 8/5/20...Placed on the Non-Football Injury (NFI) list on 7/27/20...Signed with the Ravens as a undrafted rookie free agent on 5/6/20.

**PRO: 2020: (with Baltimore – 0/0, 0/0)** Spent the entire season on the Reserve/NFI (knee) list.

**COLLEGE:** Finished fourth all time among Oregon TEs with 1,225 career receiving yards and became just the eighth TE in school history to surpass 1,000 career receiving yards in their career...Finished with career totals of 74 receptions for 1,225 yards and 13 TDs...Secured a reception in 30 career games, including 24 grabs over 20 yards...As a senior in 2019, led Pac-12 TEs with 6 receiving TDs, despite playing just six games...Was also one of only six FBS TEs to have 2 receiving TDs in two different games...Appeared in 12 games (10 starts) as a junior and notched 24 catches for 377 yards and 2 TDs...Ranked third on the team and fourth among Pac-12 TEs in receiving yards...Ranked second on the team with 8 receptions of 20-plus yards...As a sophomore, recorded 18 catches for 320 yards and a team-high 5 TDs (4 of which exceeded 20 yards), which tied for the Pac-12 lead for TDs among TEs...Led the team with 7 catches of 20-plus yards and averaged 17.8 yards per catch, good for fourth in the Pac-12 among players with at least 15 receptions...As a redshirt freshman in 2016, saw action in 11 games...His first collegiate reception went for a career-long 63 yards against Washington State...Graduated with a degree in mathematics.

**HIGH SCHOOL/PERSONAL:** Prepped at Trabuco Hills (Mission Viejo, CA) HS, where after initially playing QB for the Mustangs, he moved to WR and set school records for career TD receptions (22), receiving yards in a single game (208), season (1,028) and career (1,940), and most receptions in one game (14)...His late father, Garrett, played LB at USC and was selected in the 10th round of the 1986 NFL Draft by the Los Angeles Rams...Roomed with Chargers 2020 first-round pick QB Justin Herbert in college.



**15** **DEVIN GRAY**

**WIDE RECEIVER**  
5-11 | 183

**COLLEGE: CINCINNATI**  
**BORN: 6/15/95, RENO, NV**  
**EXP. (NFL/RAVENS): 1/1**    **GP/GS (PLAYOFFS): 0/0**



**TRANSACTIONS:** Devin Gray signed with Baltimore on 6/3/21...Signed to the Falcons' practice squad on 11/23/20...Waived by the Falcons on 9/5/20...Signed to the Falcons' practice squad on 10/23/19...Waived by the Falcons on 8/31/19...Signed by the Falcons to a Reserve/Future contract on 12/31/18...Signed to the Falcons' practice squad on 9/2/18...Originally signed by the Falcons as a rookie free agent following the 2018 Draft.

**PRO: 2020: (with Atlanta – 0/0)** Spent part of the 2020 season on the Falcons' practice squad. **2019: (with Atlanta – 0/0)** Spent part of the 2019 season on the Falcons' practice squad. **2018: (with Atlanta – 0/0)** Spent the entire 2018 season on the Falcons' practice squad.

**COLLEGE:** Played in 24 career games for the Bearcats and finished with 86 receptions for 1,304 yards (15.2 avg.) and 8 TDs...As a senior in 2017, played in all 12 games and recorded 28 catches for 444 yards and 3 TDs...In 2016, named UC's Newcomer of the Year after leading the team with 58 receptions for 860 yards and 5 TDs...Became the first UC wideout in 129 years to tally 100-plus receiving yards in his Bearcats' debut with his 111-yard performance against Tennessee-Martin...Prior to Cincinnati, had a two-year stint at Sierra College and totaled 111 receptions for 1,757 yards and 17 TDs...Majored in criminal justice at the University of Cincinnati.

**HIGH SCHOOL/PERSONAL:** Prepped at Reed (NV) HS, where as a senior he caught 93 passes for 1,329 yards and 17 TDs, en route to being named the region's Offensive Player of the Year...Had 53 receptions for 904 yards and 10 TDs as a junior.



**10** **JAYLON MOORE**

COLLEGE: TENNESSEE-MARTIN  
 BORN: 7/1/97, MEMPHIS, TN  
 EXP. (NFL/RAVENS): 1/1 GP/GS (PLAYOFFS): 0/0

WIDE RECEIVER  
 5-11 | 191



**TRANSACTIONS:** Jaylon Moore signed a Reserve/Future contract with Baltimore on 1/18/21...Signed to the Ravens' practice squad on 9/6/20...Waived by Baltimore on 9/5/20...Originally signed with the Ravens as a undrafted rookie free agent on 5/5/20.

**PRO: 2020: (with Baltimore – 0/0)** Spent his entire rookie campaign on Baltimore's practice squad.

**COLLEGE:** Appeared in 39 games (25 starts) over four seasons for Tennessee-Martin, totaling 92 receptions for 1,492 yards and 18 TDs...As a senior in 2019, played in nine games (seven starts) and tallied 16 receptions for 292 yards and 5 TDs...Missed five games due to injury...Best performance came against Austin Peay, with 5 catches for 87 yards and a career-high 3 TDs...Started in all 11 games for the Skyhawks as a junior, posting career highs for receptions (52), receiving yards (799) and TDs (8)...Set single-game career highs for receptions (8) and receiving yards (180), adding 2 TDs against Tennessee State...Saw action in 10 games (seven starts) in 2017 and recorded 18 receptions for 297 yards and 4 TDs...Appeared in nine games as a redshirt freshman (2016), catching 6 passes for 104 yards and 1 TD...Majored in business and global affairs.

**HIGH SCHOOL/PERSONAL:** Prepped at Mitchell (Memphis, TN) HS, where he earned Class 2A All-State honors and garnered first-team All-District 16A accolades...Accumulated 53 receptions for 1,147 yards and 15 TDs, while adding another rushing score...Added 15 tackles and 3 INTs on defense...Highlighted by the *Memphis Commercial Appeal* as a "Best of the Preps" honoree in 2014...Helped the West team to a 28-16 win in the eighth annual Toyota East-West Tennessee All-Star Game...In addition to his collegiate football career, Moore was also a member of the UT Martin track and field program as a sprinter.



**81** **BINJIMEN VICTOR**

COLLEGE: OHIO STATE  
 BORN: 1/15/97, POMPANO BEACH, FL  
 EXP. (NFL/RAVENS): 1/1 GP/GS (PLAYOFFS): 0/0

WIDE RECEIVER  
 6-4 | 199



**TRANSACTIONS:** Binjimen Victor signed a Reserve/Future contract with Baltimore on 1/18/21...Signed to the Giants' practice squad on 9/6/20...Waived by the Giants on 9/5/20...Originally signed with the Giants as a rookie free agent on 4/28/20.

**PRO: 2020: (with NY Giants – 0/0)** Spent the entire 2020 season on the Giants' practice squad.

**COLLEGE:** Played in 47 career games for the Buckeyes and finished with 83 receptions for 1,340 yards (16.1 avg.) and 18 TDs...As a senior in 2019, played in all 14 games and finished with career highs in catches (35) and receiving yards (573), adding 6 TDs...Had a season-high 5 receptions vs. Cincinnati and Rutgers and scored 2 TDs vs. the Scarlet Knights...Set career highs for receiving yards (79) and longest reception (60 yards) vs. Michigan State...In 2018, played in all 14 games and recorded 21 catches for 354 yards and 4 TDs...In 2017, scored a career-best 7 TDs, while playing all 14 games and catching 23 passes for 349 yards...Appeared in five games in 2016, finishing with 4 receptions for 64 yards and 1 TD.

**HIGH SCHOOL/PERSONAL:** Prepped at Coconut Creek (FL) HS, where as a senior he caught 42 passes for 846 yards and 15 TDs and was named second-team Class 5A All-State and first-team All-Broward County...Was also a U.S. Army All-American bowl participant and consensus four-star prospect (*ESPN.com, Rivals.com, Scout.com, 247Sports.com*)...Had 44 receptions for 811 yards and 12 TDs as a junior.





**39** **NIGEL WARRIOR**

**SAFETY**  
6-1 | 197

COLLEGE: TENNESSEE  
BORN: 12/14/97, COLLEGE PARK, GA  
EXP. (NFL/RAVENS): 1/1 GP/GS (PLAYOFFS): 0/0



**TRANSACTIONS:** Nigel Warrior signed a Reserve/Future contract with Baltimore on 1/18/21...Signed to the Ravens' practice squad on 9/6/20...Waived by Baltimore on 9/5/20...Signed with the Ravens as a undrafted rookie free agent on 5/5/20.

**PRO: 2020: (with Baltimore – 0/0, 0/0)** Spent the entire season on Baltimore's practice squad.

**COLLEGE:** Played in 49 games (38 starts) at safety for the Vols, collecting 239 tackles (144 solo), 7.5 TFL, 18 PD, 5 INTs, 1 sack and 3 FFs...As a senior (2019), started all 13 games at safety, en route to earning AP All-SEC first-team honors, All-SEC second-team honors (voted by the coaches) and PFF College All-SEC second-team honors...Tied for the SEC lead in INTs (4) and ranked third on the team with 70 tackles (39 solo), adding 2 TFL and 9 PD...Intercepted Alabama QB Tua Tagovailoa and returned it 59 yards to set up a Tennessee TD...Added a team-high 6 tackles (4 solo)...In 2018, was voted a team captain and started all 12 games at safety, ranking second on the Vols with 64 tackles (41 solo), adding 1 TFL and 1 PD...Started all 12 games as a sophomore and finished second on the team and 13th in the SEC in tackles (83)...His 3 FFs tied for fourth in the SEC...Additionally, notched 3 TFLs, 3 PD, 1 sack, 1 INT, 1 FR and blocked a PAT...Returned his first-career INT 70 yards for a TD against Missouri...As a freshman, played in all 12 games (one start) at safety...Had 22 tackles (19 solo) and 1 TFL, earning SEC All-Freshman honors...Majored in sociology at Tennessee.

**HIGH SCHOOL/PERSONAL:** Prepped at Peachtree Ridge (Suwanee, GA) HS...As a senior in 2016, recorded 30 tackles and 3 INTs, earning U.S. Army All-American and Class 5A first-team All-State honor...Father, Dale Carter, was a two-time All-American DB at Tennessee from 1990-91...He became a four-time Pro Bowler with the Kansas City Chiefs and ended his 14-year NFL career with the Baltimore Ravens (2004-05)...Cousin, Georgia DB J.R. Reed, signed with the Jacksonville Jaguars as an undrafted free agent in 2020.



**87** **ELI WOLF**

**TIGHT END**  
6-4 | 238

COLLEGE: GEORGIA  
BORN: 3/11/97, MINSTER, OH  
EXP. (NFL/RAVENS): 1/1 GP/GS (PLAYOFFS): 0/0



**TRANSACTIONS:** Eli Wolf signed a Reserve/Future contract with Baltimore on 1/18/21...Was restored to Baltimore's practice squad on 12/10/20 after a stint on PSIR...Placed on Practice Squad Injured Reserve on 11/3/20...Signed to the Ravens' practice squad on 9/6/20...Waived by Baltimore on 9/5/20...Signed with the Ravens as a undrafted rookie free agent on 5/5/20.

**PRO: 2020: (with Baltimore – 0/0, 0/0)** Spent the entire season on Baltimore's practice squad.

**COLLEGE:** Appeared in all 14 games (two starts) as a 2019 graduate transfer for the Bulldogs, finishing with 13 receptions for 194 yards and 1 TD...Awarded co-recipient of the Offensive Newcomer of the Year...In his junior campaign at Tennessee, played in 12 games (seven starts), totaling 5 receptions for 30 yards and 1 TD...Played in nine games and made his first-career start as a sophomore for the Vols, finishing with 3 catches for 48 yards...As a redshirt freshman in 2016, appeared in six games and made his first-career reception against Tennessee Tech...Earned his bachelor's degree in marketing from Tennessee and pursued his master's degree in sport management from Georgia.

**HIGH SCHOOL/PERSONAL:** Prepped at Minster (OH) HS, where he set the school record for career receptions (124), receiving yards (2,234) and receiving TDs (27) over three varsity seasons (2012-14)... Holds every receiving record for a career, season and game at his high school...Helped Minster win the 2014 Ohio State Division VI Championship...Caught 9 passes, including 3 TDs, for 145 yards in the state title game...Lived with Bills QB Jake Fromm for a period of time while at the University of Georgia...His older brother, Ethan, was also a TE for the Volunteers.



# BALTIMORE RAVENS

## 2021 DRAFT PICKS



NO.	NAME	POS.	HT	WT	AGE	COLLEGE	HOW ACQ.
12	Rashod Bateman	WR	6-1	193	21	Minnesota	D1a '21
99	Odafe Oweh	OLB	6-5	251	22	Penn State	D1b '21
66	Ben Cleveland	G	6-6	357	22	Georgia	D3a '21
21	Brandon Stephens	CB	6-1	213	23	Southern Methodist	D3b '21
16	Tylan Wallace	WR	5-11	193	22	Oklahoma State	D4 '21
29	Shaun Wade	DB	6-1	191	22	Ohio State	D5a '21
59	Daelin Hayes	OLB	6-4	253	23	Notre Dame	D5b '21
38	Ben Mason	TE	6-3	256	22	Michigan	D5c '21





# 12

# RASHOD BATEMAN

WIDE RECEIVER

6-1 | 193

COLLEGE: MINNESOTA

BORN: 11/29/99, TIFTON, GA

EXP. (NFL/RAVENS): ROOKIE

GP/GS (PLAYOFFS): 0/0



### — KEY TRANSACTIONS —

- Rashod Bateman was selected by the Ravens in the first round (27th overall) of the 2021 NFL Draft... Was the first of two Ravens' draft picks (OLB Odafe Oweh, 31st overall) in the round... Declared for the draft following his junior season at Minnesota

### — COLLEGE HONORS —

- Third-team All-Big Ten (2020)
- First-team All-Big Ten (2019)
- Third-team All-American by the *Associated Press* (2019)
- Biletnikoff Award Finalist (2019)
- Big Ten Richter-Howard Receiver of the Year (2019)
- Minnesota's team MVP (2019)
- Minnesota's Outstanding Offensive Freshman (2018)
- Big Ten Freshman of the Week (2018)

### — COLLEGE HIGHLIGHTS —

- Recorded 147 receptions for 2,395 yards (both are the sixth-highest career totals in Minnesota history) and 19 TDs (fifth most in school history)
- Averaged 77.3 receiving yards per game and a 16.3 yards-per-catch clip during his 31-game career
- Posted 10 100-yard receiving games, which stand as the fourth most in Minnesota history
- Caught at least one pass in all 31 games in which he played, marking the fifth-longest streak in school history
- In 2019, when he finished as a Biletnikoff Award (nation's top WR) finalist, registered 60 catches for 1,219 yards (second most in a Minnesota season and a Gophers' sophomore record)
- Also tallied a career-high 11 receiving TDs in 2019, tying for the third most by a Gopher in a single season and marking a sophomore record

### — PERSONAL —

- Following the 2020 murder of George Floyd, changed his jersey number from 13 to 0, which he explained represented "zero tolerance for racism"
- Is committed to using his NFL platform to advocate for social justice reform and to help end racism
- Looks up to and tries to emulate his game after NFL wideouts Odell Beckham Jr. and D.K. Metcalf
- Majored in youth studies while attending Minnesota

### — NOTE THE QUOTE —

"Rashod brings a style that's really going to complement the guys that are here right now. I think to categorize him as an X or a Z or an inside receiver or an outside receiver is a bit shortsighted. He's going to be able to play inside and outside for us. He's been productive every single year he's played. He's been reliable, available, healthy and pretty vibrant when you really look at the production he's had. He does a lot of things well, and that's hard to find. We're really excited about getting him, and I think we'll be able to use him in a lot of different ways."

— Offensive Coordinator Greg Roman

### 2020: (MINNESOTA – 5/5)

- Recorded 36 receptions for 472 yards and 2 TDs, averaging 94.4 receiving yards per game... Registered at least 100 receiving yards in three of the five games in which he played, earning third-team All-Big Ten honors
- Originally opted out of the 2020 season due to COVID-19 concerns, but then re-joined the team for five games feeling a responsibility to his teammates... After an in-season COVID-19 outbreak within the team, decided to opt out again with two games remaining
- Posted 8 receptions for 111 yards and 1 TD vs. Iowa
- Tallied a career-high 10 receptions for 139 yards and 1 TD at Illinois
- Caught 9 passes for 101 yards vs. Michigan

### 2019: (MINNESOTA – 13/13)

- Tallied 60 catches for 1,219 yards (second most in a Minnesota season and a sophomore record), also nabbing 11 receiving TDs (third most by a Gopher in a season and marking a sophomore record)
- Named the Big Ten's Richter-Howard Receiver of the Year and was a finalist for the Biletnikoff Award (nation's top WR)... Was also tabbed first-team All-Big Ten and earned third-team All-American honors by the *Associated Press*
- Registered 6 catches for 147 yards and 1 TD against Wisconsin
- Eclipsed 1,000 receiving yards on the season at Northwestern with 7 catches for 78 yards and a career-high 3 TDs
- Recorded 7 catches for a career-high 203 yards and 1 TD vs. Penn State... Also became the second Gopher ever to post 200 receiving yards in a single game, joining Ryan Thelwell (228 yards on 9/14/96)



# 12 RASHOD BATEMAN

- Crossed 1,000 career receiving yards at Purdue in his 17th-career game, becoming the second-fastest Gopher ever to reach the 1,000-yard mark (Ryan Thelwell, 15 games)...Recorded 6 catches for 177 yards and 2 TDs (47 & 45 yards) in the game
- Made 7 catches for 105 yards and 1 TD at Fresno State

## 2018: (MINNESOTA – 13/13)

- Set school freshman records in receptions (51) and receiving yards (704), also catching 6 TDs (one shy of tying the school's freshman record)...Made at least 1 reception in all 13 contests and posted two 100-yard receiving games
- Registered 7 catches for 175 yards and 2 TDs (61 & 86 yards) at Illinois...The 175 receiving yards were the second most ever by a Gophers' freshman
- Tallied 4 receptions for 108 yards vs. Indiana, including a 67-yard game-winning TD from QB Tanner Morgan with 1:34 left in the fourth quarter

- Caught seven passes – including 2 TDs – for 65 yards against Iowa
- Registered 7 catches for 68 yards and the first TD of his career (17 yards from QB Zack Annexstad) at Maryland
- Made his collegiate debut against New Mexico State and caught 5 passes for 52 yards

## — HIGH SCHOOL —

- Prepped at Tift County (Tifton, GA) HS, where he finished his career with 139 catches for 2,364 receiving yards and 26 TDs
- As a senior, set school single-season receiving records with 83 catches for 1,539 yards and 21 TDs, earning first-team All-State honors
- Also lettered in basketball and received multiple Division I college scholarship offers

### RASHOD BATEMAN'S COLLEGE RECEIVING/RUSHING STATISTICS

DATE	TEAM	GP	GS	RECEIVING					RUSHING				
				NO.	YDS	AVG	LG	TD	NO.	YDS.	AVG.	LG	TD
2018	Minnesota	13	13	51	704	13.8	86t	6	0	0	0	0	0
2019	Minnesota	13	13	60	1,219	20.3	66t	11	0	0	0	0	0
2020	Minnesota	5	5	36	472	13.1	39	2	0	0	0	0	0
<b>COLLEGE TOTALS</b>		<b>31</b>	<b>31</b>	<b>147</b>	<b>2,395</b>	<b>16.3</b>	<b>86T</b>	<b>19</b>	<b>0</b>	<b>0</b>	<b>0</b>	<b>0</b>	<b>0</b>







# 99

# ODAFE OWEH

COLLEGE: PENN STATE

OUTSIDE LINEBACKER BORN: 12/15/98, HACKENSACK, NJ

6-5 | 251

EXP. (NFL/RAVENS): ROOKIE

GP/GS (PLAYOFFS): 0/0



### — KEY TRANSACTIONS —

- Odafe Oweh was selected by the Ravens in the first round (31st overall) of the 2021 NFL Draft... Was the second of two Ravens' picks (WR Rashod Bateman, 27th) in the round... Declared for the draft following his redshirt sophomore season at Penn State

### — COLLEGE HONORS —

- First-team All-Big Ten by league coaches (2020)
- Second-team All-Big Ten by *The Associated Press* (2020)
- Second-team All-Big Ten by *Pro Football Focus* (2020)
- Third-team All-Big Ten by *Phil Steele* (2020)
- Big Ten Freshman of the Week following the Michigan State game (10/26/19)

### — COLLEGE HIGHLIGHTS —

- In 24 career games (eight starts), posted 63 tackles (37 solo), 13.5 TFL, 7 sacks, 2 PD and 2 FFs
- In his final season (2020) at Penn State, tallied a career-high 38 tackles (20 solo), including 6.5 TFL and 1 PD
- Collected a career-high 5 sacks, adding 21 tackles, 2 FFs and 1 PD, as a redshirt freshman in 2019

### — PERSONAL —

- Ran a 4.36-second 40-yard dash at Penn State's Pro Day
- Comes from a family of Nigerian descent and hopes to one day travel to the country to help with various construction projects... Oweh grew up in New Jersey, but both of his parents are from Nigeria... Father, Henry, was born in Nigeria, while his mother, Tania, moved there when she was 7... Odafe is a name with roots in the Urhobo tribe, Henry's ethnic group, which primarily resides in Southwest Nigeria... The name means "a wealthy individual"
- Was a skilled high school basketball player and didn't start playing organized football until his junior year of high school
- Enjoys drawing as a hobby
- Majored in communication arts and sciences at Penn State
- **Name is pronounced: uh-DAH-fay, OH-way**

### — NOTE THE QUOTE —

"You look at his athletic ability, and just for that very fact, we feel like he's a great fit in our defense. He's an aggressive player. He runs to the ball very fast. He's in the backfield constantly. He's knocking people back into the backfield. He's beating tackles into the backfield. He runs things down from behind. I think he's a perfect fit for our defense."

— Head Coach John Harbaugh

### 2020: (PENN STATE – 7/7)

- Along with teammate Shaka Toney, became the first Penn State defensive end tandem to receive first-team All-Big Ten honors since Courtney Brown and Brad Scioli (1998)
- Posted a career-high 38 tackles (20 solo), adding 6.5 TFL and 1 PD in all seven starts at defensive end
- Tallied a team-high-tying 9 tackles (including a season-high 6 solo), adding 1.5 TFL and 1 QBH at Nebraska
- Recorded a career-high 10 tackles (5 solo) and a career-high-tying 2 TFL vs. Maryland... Became the first Penn State D-lineman with 10-plus tackles in a game since Yetur Gross-Matos (2018)
- Named the coaching staff's Defensive Player of the Week after collecting 2 solo tackles vs. Indiana

### 2019: (PENN STATE – 13/1)

- Finished the season with 21 tackles (13 solo), a career-high 5 sacks, 2 FFs and 1 PD in 13 games with the Nittany Lions
- Matched a then-career high with 3 tackles (2 solo) at Ohio State
- Recorded 3 tackles and a season-high 2 sacks, adding a career-best 2 FFs (both strip-sacks) at Michigan State... Was named Big Ten Freshman of the Week for his efforts

### 2018: (PENN STATE – 4/0)

- Appeared in four games as one of 16 true freshmen to make their collegiate debut with the Nittany Lions
- Finished his first season with 4 tackles (all solo), adding 2 sacks
- Played in his first-career game and recorded 3 tackles, 2 sacks and 1 QBH against Kent State

### — HIGH SCHOOL —

- Prepped at Blair Academy (Blairstown, NJ), where he twice lettered in football and played basketball
- Named first-team All-Mid-Atlantic Prep League after recording 60 tackles, 13 sacks and 10 TFL as a senior
- Earned second-team All-MAPL honors as a junior after posting 42 tackles, 7 sacks and 5 TFL
- A four-star prospect, Oweh was rated the No. 94 overall prospect, No. 10 defensive end and No. 2 player in NJ by *ESPN.com*



# 99 ODAFE OWEH

## ODAFE OWEH'S COLLEGE DEFENSIVE STATISTICS

DATE	TEAM	GP	GS	TACKLES							INTERCEPTIONS					FUMBLES				
				TK	S	A	TFL	YDS	SK	YDS	QBH	NO	YDS	LG	TD	PD	FF	FR	YDS	
2018	Penn State	4	0	4	4	0	2	11	2	11	1	0	0	0	0	0	0	0	0	0
2019	Penn State	13	1	21	13	8	5	40	5	40	1	0	0	0	0	1	2	0	0	
2020	Penn State	7	7	38	20	18	6.5	13	0	0	1	0	0	0	0	1	0	0	0	
<b>COLLEGE TOTALS</b>		<b>24</b>	<b>8</b>	<b>63</b>	<b>37</b>	<b>26</b>	<b>13.5</b>	<b>64</b>	<b>7</b>	<b>51</b>	<b>3</b>	<b>0</b>	<b>0</b>	<b>0</b>	<b>0</b>	<b>2</b>	<b>2</b>	<b>0</b>	<b>0</b>	





# 66

# BEN CLEVELAND

GUARD

6-6 | 357

COLLEGE: GEORGIA

BORN: 8/25/98, TOCCOA, GA

EXP. (NFL/RAVENS): ROOKIE



### — KEY TRANSACTIONS —

- Ben Cleveland was selected by the Ravens in the third round (94th overall) of the 2021 NFL Draft... Was the first of two Ravens' picks (CB Brandon Stephens, 104th) in the round

### — COLLEGE HONORS —

- Second-team All-America by *The Athletic* (2020)
- Third-team All-America by the *Associated Press* (2020)
- First-team All-SEC by the *Associated Press* (2020)
- Three-time SEC Offensive Lineman of the Week (2019-20)

### — COLLEGE HIGHLIGHTS —

- Played in 45 career games (25 starts) at Georgia, where in 2020 he developed into one of the SEC's top offensive linemen
- In his first full season as a starter (2020) for the Bulldogs, started all nine regular season games at RG, seeing action on 82% of UGA's offensive snaps
- Was thrice selected as SEC Offensive Lineman of the Week (2019-20)

### — PERSONAL —

- He and his fiancée, Kaitlyn Terrell, plan to get married in 2021
- Brother, Ryan, played baseball at Georgia Southern
- Enjoys hunting, bowfishing, landscaping and collects pocketknives
- Aspires to one day learn how to play guitar, in hopes of performing "Simple Man" by Lynyrd Skynrd
- Majored in social justice at Georgia

### — NOTE THE QUOTE —

"Ben Cleveland is a big, physical, road-grading offensive lineman and power-gap-scheme type of guy that really fits us and really fits our identity. We've had a lot of success with guys like him in the past."

— EVP & GM Eric DeCosta

### 2020: (GEORGIA – 9/9)

- Named second-team All-America by *The Athletic*, third-team All-America by the *AP* and first-team All-SEC by the *AP*
- Earned SEC Offensive Lineman of the Week for the third time in his career after Georgia's win at South Carolina... The Bulldogs racked up a season-best 332 rushing yards in the contest
- Played 82% of UGA's offensive snaps during the regular season... Saw action on 100% of offensive snaps vs. Alabama, Florida and Mississippi State

- Selected as one of three team captains for the game against Missouri

### 2019: (GEORGIA – 13/7)

- Saw action in 13 games (seven starts) at RG and earned SEC Offensive Lineman of the Week honors vs. Missouri... Also contributed on punt and field goal units... Chosen as preseason third-team All-SEC selection by league media
- Blocked on an O-line that helped clear lanes for RB D'Andre Swift, who amassed 1,218 rushing yards (fifth in SEC) and 7 TDs on the ground

### 2018: (GEORGIA – 8/4)

- Appeared in eight games (four starts) at RG and participated on punt and field goal units
- Rotated in at RG and was part of an offensive unit that helped produce two 100-yard rushers at Kentucky in RBs D'Andre Swift (156) and Elijah Holyfield (115)
- Helped open running lanes for the Bulldogs to finish tied for seventh in the nation both in rushing first downs (169) and yards per carry (5.9 avg.)
- Selected as one of three captains for the Missouri game

### 2017: (GEORGIA – 15/5)

- Played in all 15 games (five starts) at RG, also participating on punt and field goal units
- Contributed to an O-line that produced the nation's ninth-ranked rushing attack (258.4 ypg), finished seventh in yards per carry (5.8 avg.) and tied for fifth in total rushing TDs (42)
- Helped Georgia become one of three FBS programs (Georgia Tech, Navy) to produce two 1,000-yard rushers (Nick Chubb – 1,345 & Sony Michel – 1,227)
- Helped open running lanes for the Bulldogs to rack up a season-high 432 rushing yards on 54 carries at Vanderbilt

### 2016: (GEORGIA – 0/0)

- Redshirted as a true freshman and was a member of the scout team
- Recipient of the Michael A. Kahn Family Football Scholarship

### — HIGH SCHOOL —

- Prepped at Stephens County (Toccoa, GA) HS, where he earned All-District and All-State honors as a senior and helped lead his team to the playoffs in all four years of his high school career
- Was rated as a four-star prospect and the No. 13 guard in the nation by *ESPN.com*
- Earned U.S. Army All-American (2016) and MaxPreps second-team All-American honors in 2015... Also lettered in baseball







# 21

# BRANDON STEPHENS

**CORNERBACK**  
6-1 | 213

**COLLEGE: SOUTHERN METHODIST**  
**BORN: 12/29/97, PLANO, TX**  
**EXP. (NFL/RAVENS): ROOKIE**



### — KEY TRANSACTIONS —

- Brandon Stephens was selected by the Ravens in the third round (104th overall) of the 2021 NFL Draft...Was the second of two Ravens' draft picks (G Ben Cleveland, 94th overall) in the round

### — COLLEGE HONORS —

- NFLPA Collegiate Bowl Invite (2020)
- National Football Foundation Honor Society (2020)
- American Athletic Conference All-Academic Team (2019)

### — COLLEGE HIGHLIGHTS —

- Originally began his collegiate career as a running back at UCLA, where he played three seasons (2016-18), posting 277 rushing yards and 1 TD on 65 carries (4.3 avg.)
- Transferred to SMU in 2019 and switched his position to CB...Over two seasons (2019-20), he recorded 22 PD, including an American Athletic Conference-high 10 in 2020
- Totaled 92 tackles (74 solo) at SMU, adding 3.5 TFL, 1 INT and 1 FR

### — PERSONAL —

- Enjoys cooking and playing the saxophone in his spare time
- Is interested in real estate and once interned for a Dallas-area real estate agency called The Blackman Group
- His sister, Chelsea, is a molecular geneticist
- His cousin, Alexis Hornbuckle, won an NCAA women's basketball title (Tennessee) and a WNBA title (Detroit Shock)
- Was an SMU teammate and friend of current Ravens WR James Proche II in 2019
- Graduated with a degree in liberal science from SMU

### — NOTE THE QUOTE —

"[Stephens] is a very versatile player. He's a former running back at UCLA, then transferred to SMU. He's played some corner. He's played some safety. [He has] a lot of upside and potential. He's a big guy. He runs very well. He's very physical. He should contribute right away on special teams, and he's the kind of player that we look for."

— EVP & GM Eric DeCosta

### 2020: (SOUTHERN METHODIST – 10/10)

- Recorded 43 tackles (36 solo), including 1 TFL, and led the American Athletic Conference with 10 PD...Also posted 1 INT, 1 FR and 1 QB hit
- Tallied a career-high 8 tackles (all solo) at Tulsa
- Totaled a season-high 3 PD (matching a career best) in the 30-27 victory vs. Memphis

- Registered his first-career INT and added 5 tackles (4 solo) in the 65-35 win at North Texas

### 2019: (SOUTHERN METHODIST – 13/13)

- Registered a career-high 49 tackles (38 solo), including 2.5 TFLs, and led the Mustangs with 12 PD, which ranked second in the American Athletic Conference
- Tallied a career-high 9 tackles (7 solo) at Navy, also registering 1 PD
- Recorded 2 PD and 1 tackle at Memphis
- Posted a career-high 3 PD and 4 tackles in the 37-30 victory at Arkansas State

### 2018: (UCLA – 2/0)

- Played on special teams against Cincinnati and Oklahoma

### 2017: (UCLA – 12/0)

- Saw action as a reserve RB and on special teams, totaling 182 rushing yards and 1 TD on 46 carries...Also caught 8 passes for 69 yards
- Tallied a career-best 83 rushing yards on 20 carries in UCLA's sixth win, which was bowl-game-clinching victory over Cal...Also scored his first-career TD (1-yard run) in the game
- Registered three games with at least 25 rushing yards

### 2016: (UCLA – 7/0)

- Saw action as a reserve RB and on special teams, posting 19 carries for 95 yards (5.0 avg.)...Also made 4 catches for 39 yards
- Ran for a season-high 71 yards vs. UNLV
- Registered 2 carries for 18 yards vs. Oregon State

### — HIGH SCHOOL —

- Prepped at Plano (TX) HS, where he rushed for 1,389 yards and 15 TDs as a senior to earn All-State honors... Registered seven 100-yard and three 200-yard rushing games that season, adding 11 receptions for 151 yards
- Tallied 1,268 rushing yards and 21 TDs as a junior, after posting 991 rushing yards as a sophomore
- Was a member of the Athletic Director's Academic Honor Roll

# 21 BRANDON STEPHENS

## BRANDON STEPHENS' COLLEGE DEFENSIVE STATISTICS

DATE	TEAM	GP	GS	TACKLES								INTERCEPTIONS					FUMBLES			
				TK	S	A	TFL	YDS	SK	YDS	QBH	NO	YDS	LG	TD	PD	FF	FR	YDS	
2019	SMU	13	13	49	38	11	2.5	4	0	0	0	0	0	0	0	0	12	0	0	0
2020	SMU	10	10	43	36	7	1	6	0	0	1	1	0	0	0	10	0	1	0	
<b>COLLEGE TOTALS</b>		<b>23</b>	<b>23</b>	<b>92</b>	<b>74</b>	<b>18</b>	<b>3.5</b>	<b>10</b>	<b>0</b>	<b>0</b>	<b>1</b>	<b>1</b>	<b>0</b>	<b>0</b>	<b>0</b>	<b>22</b>	<b>0</b>	<b>1</b>	<b>0</b>	

## BRANDON STEPHENS' COLLEGE RUSHING/RECEIVING STATISTICS

DATE	TEAM	GP	GS	RUSHING						RECEIVING				
				NO.	YDS	AVG	LG	TD	NO.	YDS.	AVG.	LG	TD	
2016	UCLA	7	0	19	95	5.0	22	0	4	39	9.8	30	0	
2017	UCLA	12	0	46	182	4.0	37	1	8	69	8.6	22	0	
2018	UCLA	2	0	0	0	0.0	0	0	0	0	0.0	0	0	
<b>NFL TOTALS</b>		<b>21</b>	<b>0</b>	<b>65</b>	<b>277</b>	<b>4.3</b>	<b>37</b>	<b>1</b>	<b>12</b>	<b>108</b>	<b>9.0</b>	<b>30</b>	<b>0</b>	







# 16

# TYLAN WALLACE

WIDE RECEIVER  
5-11 | 193

COLLEGE: OKLAHOMA STATE

BORN: 5/13/99, FORT WORTH, TX

EXP. (NFL/RAVENS): ROOKIE

GP/GS (PLAYOFFS): 0/0



### — KEY TRANSACTIONS —

- Tylan Wallace was selected by the Ravens in the fourth round (131st overall) of the 2021 NFL Draft

### — COLLEGE HONORS —

- First-team All-Big 12 (2020, 2018)
- First-team All-America (2018)
- Second-team All-Big 12 (2019)
- Second-team All-America (2020, 2018)
- Team Captain (2020)
- Honorable mention Big 12 Offensive Player of the Year (2020)
- Second-team Academic All-Big 12 (2020, 2018)
- Biletnikoff Award Finalist (2018)
- Biletnikoff Award Semifinalist (2020)
- Bob Fenimore Award as the Oklahoma State Team MVP (2018)

### — COLLEGE HIGHLIGHTS —

- In 44 career games (30 starts), recorded 205 receptions for 3,434 yards (16.8 avg.) and 26 TDs
- Finished his career ranked second among active FBS players in receiving yards (3,434), third in receiving TDs (26), fifth in receptions (205) and ninth in yards per catch (16.8 avg.)
- Is the 14th OSU player to earn All-America honors in multiple seasons (2020, 2018)
- Posted 14-career 100-yard receiving game, the fifth-most in OSU history
- In OSU's career records, ranks fifth in receiving yards, fifth in receptions, sixth in receiving touchdowns, sixth in yards per catch and seventh in receptions per game...Also ranks ninth all-time in Big 12 receiving yards
- In 2019, his 112.9 receiving yards per game ranked first among all receivers from the Power Five conferences and were fourth in the FBS
- Was one of the NCAA's most dominant receivers as a sophomore in 2018, posting 86 catches for 1,491 yards (17.3) and 12 TDs...His receiving yards were second most in all of college football, while his 12 TDs ranked eighth...Led the Big 12 in receiving yards and was second in receptions

### — PERSONAL —

- Has a twin brother, Tracin, who also played football at Oklahoma State before injuries forced him to retire
- As infants, he and his brother developed cryptophasia, which is a phenomenon of a language developed by twins that only the two children can understand

- Has been actively involved with volunteering for the My Brother's Keeper program
- Graduated with degrees in business administration and sports management from Oklahoma State
- **First name is pronounced: TIE-luhn**

### — NOTE THE QUOTE —

"Tylan Wallace, just too good of a player for us not to take him. He's a very talented receiver who we saw at the Senior Bowl and quite a bit this past fall."

— **EVP & GM Eric DeCosta**

### 2020: (OKLAHOMA STATE – 10/9)

- Played in 10 games and earned first-team All-Big 12 and second-team All-America honors after recording 59 catches for 922 yards (15.6 avg.) and 6 TDs...Tallied three 100-yard performances on the season
- His 922 receiving yards led the Big 12 and ranked 16<sup>th</sup> nationally
- Recorded 7 receptions for 129 yards and 1 TD against Texas Tech
- Posted season highs in receptions (11) and receiving yards (187), adding 2 TDs vs. Texas...Was named the Big 12 Offensive Player of the Week for his efforts
- Registered 148 receiving yards on 9 catches, adding a season-high-tying 2 TDs at Kansas

### 2019: (OKLAHOMA STATE – 8/8)

- Earned second-team All-Big 12 honors after hauling in 53 receptions for 903 yards (17.0 avg.) and 8 TDs...Recorded four 100-yard receiving performances
- His 112.9 receiving yards per game ranked first among all receivers from the Power Five conferences and were fourth in the FBS
- Posted 8 catches for 131 yards and 1 TD at Iowa State
- Had a season-high 11 receptions for 85 yards and 1 TD at Texas Tech
- Tallied 5 receptions for a season-high 180 yards and a career-high 3 TDs against McNeese State

### 2018: (OKLAHOMA STATE – 13/13)

- A finalist for the Biletnikoff Award, he was also named first-team All-Big 12 and an All-American
- Posted 86 catches for 1,491 yards (17.3 avg.) and 12 TDs...Eclipsed the 100-yard receiving mark on seven occasions (fifth most in school history) and twice had over 200 yards
- Ranked second nationally in receiving yards (1,491) and was third in receiving yards per game (114.7)





# 16 TYLAN WALLACE

## — HIGH SCHOOL —

- His 63 receptions of 10-plus yards led the nation
- Registered 10 catches for 220 yards and 2 TDs at No. 6 Oklahoma, becoming the first player in school history to post multiple 200-plus yard performances against ranked opponents in the same season
- Posted 8 receptions for 122 yards and 1 TD at Baylor
- Secured 10 receptions for a career-high 222 yards and 2 TDs in the win against No.6 Texas

- Prepped at South Hills (TX) HS, where he was a standout athlete in football, baseball and track
- Wallace finished his prep career by ranking among the Top 15 players in Texas high school football history in career receptions (182), receiving yards (3,760) and receiving TDs (48)
- His twin brother, Tracin, served as their team's quarterback
- Earned an invite to the Under Armour All-America game following his senior season after tallying 56 receptions for 933 yards and 12 TDs... Also posted 16 rushes for 165 yards and 3 TDs
- Named first-team All-State and district Offensive MVP as a junior after posting 59 receptions for 1,493 yards and 20 TDs... Also had 14 rushes for 172 yards and 2 TDs
- Was an academic All-State honoree and part of the honor roll

### 2017: (OKLAHOMA STATE – 13/0)

- Appeared in all 13 games, recording 7 receptions for 118 yards (16.9 avg.)
- Also saw action at punt returner and as part of the kickoff return unit on special teams
- Recorded a season-high 3 receptions for 49 yards at Iowa State

### TYLAN WALLACE'S COLLEGE RUSHING/RECEIVING STATISTICS

DATE	TEAM	GP	GS	RECEIVING					RUSHING				
				NO.	YDS	AVG	LG	TD	NO.	YDS.	AVG.	LG	TD
2017	Oklahoma State	13	0	7	118	16.9	39	0	0	0	0.0	0	0
2018	Oklahoma State	13	13	86	1,491	17.3	56	12	1	6	6.0	6t	1
2019	Oklahoma State	8	8	53	903	17.0	90	8	1	0	0.0	0	0
2020	Oklahoma State	10	9	59	922	15.6	55	6	1	7	7.0	7	0
<b>COLLEGE TOTALS</b>		<b>44</b>	<b>30</b>	<b>147</b>	<b>3,434</b>	<b>16.8</b>	<b>90</b>	<b>26</b>	<b>3</b>	<b>13</b>	<b>4.3</b>	<b>7</b>	<b>1</b>





# 29

# SHAUN WADE

**CORNERBACK**  
6-1 | 191

COLLEGE: OHIO STATE

BORN: 9/16/98, JACKSONVILLE, FL

EXP. (NFL/RAVENS): ROOKIE

GP/GS (PLAYOFFS): 0/0



### — KEY TRANSACTIONS —

- Shaun Wade was selected by the Ravens in the fifth round (160th overall) of the 2021 NFL Draft... Was the first of three Ravens' picks (LB Daelin Hayes, 171st and TE Ben Mason, 184th) in the round

### — COLLEGE HONORS —

- Consensus All-American by the *Associated Press*, *The Sporting News*, *AFCA*, *ESPN* (2020)
- Tatum-Woodson Big Ten Defensive back of the Year (2020)
- First-team All-Big Ten by media and coaches (2020)
- Third-team All-Big Ten by media and coaches (2019)

### — COLLEGE HIGHLIGHTS —

- Totaled 91 tackles, 25 PD, 6 INTs, 5 TFL, 2 FFs and 2 sacks in 35 career games (19 starts)
- Became Ohio State's first-ever Tatum-Woodson Big Ten Defensive Back of the Year award winner in 2020
- Helped OSU's defensive unit generate the nation's No. 6-ranked rushing defense (97.6 ypg – min. 8 games) in 2020
- In 2019, was a key member of an Ohio State secondary that produced the nation's No. 1 pass defense (130.7 ypg)... The Buckeyes also allowed the fewest total yards (234.4 ypg) and fourth-fewest points (13.7 ppg) in the FBS

### — PERSONAL —

- Started a campaign in his hometown of Jacksonville, FL, called "Cleats On Ground," which aims to mentor youth in the community by visiting schools, juvenile facilities and other local organizations
- Used his vertical jump performance from his NFL Pro Day to help raise money for "Warrick Dunn Charities," which donates funds to victims of domestic abuse
- Lives by the acronym "B.L.I.C." (Balling Like I'm Coby) in honor of his late childhood friend Coby Wright
- In the summer of 2019, was one of three OSU players who received two-day externship at the WWE Headquarters in Orlando, FL, where he learned the ins-and-outs of the professional wrestling business
- Played on a national championship Pop Warner football team and competed on elite EYBL basketball programs when he was younger
- One of his favorite books is Tim Tebow's "Shaken: Discovering Your True Identity in the Midst of Life's Storms"
- Grandfather, Curtis Green, played nine NFL seasons as a DT for the Detroit Lions (1981-89)
- Graduated with a degree in sports industry from Ohio State

### — NOTE THE QUOTE —

"Shaun Wade is a nickel corner and a slot corner, and two years ago, really excelled as one of the best corners in football. We're excited to get him. He's played a lot of good football in a very good conference."

– EVP & GM Eric DeCosta

### 2020: (OHIO STATE – 8/8)

- Named consensus All-American and first-team All-Big Ten after playing in all eight games... Finished third on the team with 35 tackles (24 solo), while also leading OSU with 6 PD, including 2 INTs (one returned for a TD)
- Recorded 5 tackles, including 1 TFL, and 1 PD in the 2021 CFP National Championship game against Alabama
- Tallied a season-high 9 tackles (7 solo) in the Sugar Bowl vs. Clemson, helping the Buckeyes claim a berth to the 2021 CFP National Championship game
- Registered his first-career INT-TD, a 36-yard return, at No. 9 Indiana to help secure a 42-35 victory

### 2019: (OHIO STATE – 13/13)

- Started all 13 games, collecting 25 tackles (16 solo), 4 TFL, 9 PD, 2 sacks, 1 FF and 1 INT... Was selected third-team All-Big Ten by media and coaches
- Recorded 1 tackle and a season-high-tying 2 PD at Northwestern
- Tallied a season-high 5 tackles (3 solo) vs. Michigan State

### 2018: (OHIO STATE – 14/2)

- Appeared in 14 games, producing 31 tackles (27 solo), a career-high 3 INTs, 10 PD, 1 FF and blocked 1 FGA
- Recorded his second-career INT at Michigan State, returning it for 12 yards
- Posted 2 tackles, 1 PD and forced his first-career fumble in a 30-14 win vs. Minnesota

### 2017: (OHIO STATE – 0/0)

- Redshirted as a true freshman

### — HIGH SCHOOL —

- Prepped at Trinity Christian Academy (Jacksonville, FL), where he helped his team win four-consecutive state championships
- Finished his 2016 senior season with 63 tackles, 9 PD and 7 INTs, including 2 returned for TDs
- Named the 2017 Gatorade Player of the Year and the 2017 Lockheed Martin Defensive Back of the Year, also garnering the American Family Insurance All-USA Defensive Player of the Year (2016) by *USA Today Sports*... Also earned U.S. Army All-American honors (2016)



## 29 SHAUN WADE

- Was rated as a five-star prospect and had national rankings by *ESPN.com* (No. 6), *247Sports.com* (No. 17) and *Rivals.com* (No. 24)

### SHAUN WADE'S COLLEGE STATISTICS

DATE	TEAM	GP	GS	TACKLES							INTERCEPTIONS					FUMBLES				
				TK	S	A	TFL	YDS	SK	YDS	QBH	NO	YDS	LG	TD	PD	FF	FR	YDS	
2017	Ohio State	0	0	0	0	0	0	0	0	0	0	0	0	0	0	0	0	0	0	0
2018	Ohio State	14	0	31	27	4	0	0	0	0	0	3	12	0	0	10	1	0	0	
2019	Ohio State	13	13	25	16	9	4	18	2	14	0	1	0	0	0	9	1	0	0	
2021	Ohio State	8	7	35	24	11	1	2	0	0	0	2	36	0	1	6	0	0	0	
<b>COLLEGE TOTALS</b>		<b>35</b>	<b>19</b>	<b>91</b>	<b>67</b>	<b>24</b>	<b>5</b>	<b>20</b>	<b>2</b>	<b>14</b>	<b>0</b>	<b>6</b>	<b>48</b>	<b>0</b>	<b>1</b>	<b>25</b>	<b>2</b>	<b>0</b>	<b>0</b>	







# 59

# DAELIN HAYES

COLLEGE: NOTRE DAME

OUTSIDE LINEBACKER BORN: 5/16/98, BELLEVILLE, MI

6-4 | 253

EXP. (NFL/RAVENS): ROOKIE

GP/GS (PLAYOFFS): 0/0



### — KEY TRANSACTIONS —

- Daelin Hayes was selected by the Ravens in the fifth round (171st overall) of the 2021 NFL Draft... Was the second of three Ravens' picks (DB Shaun Wade, 160th and TE Ben Mason, 184th) in the round

### — COLLEGE HONORS —

- Team Captain (2020)
- Freddie Solomon Community Spirit Award Winner (2020), honoring a collegiate football player who has impacted the lives of others through giving and community service
- Jason Witten Collegiate Man of the Year Finalist (2020), recognizing exemplary leadership both on and off the field
- All-ACC Honorable Mention (2020)
- Mayo Clinic Comeback Player of the Year Semifinalist (2020), honoring those who overcame injury and illness to excel on the field
- Wuerffel Trophy Watch List (2020), honoring college football's most impactful leaders in community service
- Reese's Senior Bowl Top 250 (2020)
- ACC Top Six for Service Award Winner (2019-20), recognizing those who have shown a commitment to community service

### — COLLEGE HIGHLIGHTS —

- Totaled 95 tackles (54 solo), 20.5 TFL, 9 sacks, 5 FRs, 3 FFs, 4 PD and 1 INT in 53 career games (24 starts) over five seasons at Notre Dame
- Was named ACC Defensive Lineman of the Week and *Pro Football Focus* Defensive MVP of the Week after totaling 2 sacks and 2 FFs in the 31-13 win at Georgia Tech (2020)... Both were single-game career-high marks... Hayes' 2 FFs tied for the most in a single game among all FBS players in 2020
- In 2018, appeared in 12 games (one start), totaling a career-high 31 tackles (15 solo), 5 TFL, 2 sacks, 1 FF, 1 FR and 1 PD

### — PERSONAL —

- Earned a degree in film, television and theatre from Notre Dame
- Cites his mother, Lakeshia Neal, who had him at 19 years old, as his inspiration
- The Baltimore Ravens were his favorite childhood NFL team, because enjoyed watching Ray Lewis, Ed Reed and Terrell Suggs play
- Involved in the Robinson Community Learning Center in South Bend, IN, teaching a twice-weekly class at the center and working with fourth- and fifth-graders on how to resolve conflicts in a healthy manner

- Other volunteer efforts while at Notre Dame include: Food Bank of Northern Indiana (weekly in 2018); South Bend Center for the Homeless (weekly 2018-19); Boys & Girls Club of St. Joseph County (weekly in 2018); facilitator at Notre Dame Summer Bridge Program (2019), helping new freshman student-athletes begin college; Kindness to Prevent Blindness, helping underprivileged youth get eye exams and glasses; ambassador for Irish Strong mental health initiative for student-athletes; a representative for Fighting Irish Fight for Life program, which sees teams adopt children fighting a rare disease; volunteer to read weekly at Studebaker Elementary School (first-graders); and mentor at the South Bend Juvenile Detention Center

### — NOTE THE QUOTE —

"Daelin Hayes is a guy that really fits our scheme and fits our defense. He's a great person, has a great motor and was productive. He can be used in a lot of different ways, and he gives Coach [Don] Martindale another player who can do multiple things very well."

— EVP & GM Eric DeCosta

### 2020: (NOTRE DAME – 12/11)

- As a senior and team captain, produced 17 tackles (12 solo), 6 TFL, 3 sacks, 1 INT, 2 FFs, 1 FR and 1 PD... The Irish completed a 10-0 regular season, securing a berth in the ACC Championship game for the first time in Notre Dame history
- Helped the Irish rank in the FBS Top 15 in third-down defense (second), rushing defense (seventh), total defense (13th) and scoring defense (13th)
- Started in the CFP Semifinal at the Rose Bowl and in the ACC Championship game
- Posted his first-career INT (returned 13 yards) in the 41-25 regular season finale win over Syracuse
- Notched 2 tackles and 1 PD in the 31-17 win at No. 19 North Carolina
- Started and posted 1 sack and 2 TFL in the 47-40, double-OT win vs. No. 1 Clemson... Hayes' sack came on Clemson's final possession of the second OT, forcing a third-and-24... The Tigers were unable to convert on third and fourth down, sealing the victory for Notre Dame
- Named ACC Defensive Lineman of the Week and *Pro Football Focus* Defensive MVP of the Week after he totaled 2 sacks and 2 FFs in the 31-13 win at Georgia Tech... Both were single-game career highs

### 2019: (NOTRE DAME – 4/0)

- Played in the first four games of the season before suffering a season-ending shoulder injury against Virginia... Finished with 6 tackles (5 solo), 3 TFL, 1 sack and 1 FR

# 59 DAELIN HAYES

- Notched 4 tackles (3 solo), including 2 TFL, vs. New Mexico
- Recorded a sack and FR in the season-opener at Louisville

## 2018: (NOTRE DAME – 12/1)

- Appeared in 12 games (one start), totaling a career-high 31 tackles (15 solo), 5 TFL, 2 sacks, 1 FR and 1 PD
- Recorded 4 tackles (2 solo) and 1 sack vs. Syracuse
- Recovered a fumble in the home finale against Florida State
- Tied his single-game career high with 7 tackles (all solo), while also producing a half-sack at Northwestern
- Set a career high with 7 tackles (4 solo), including 2 TFL, in the win at Wake Forest

## 2017: (NOTRE DAME – 13/12)

- Played in all 13 games (12 starts), totaling 30 tackles (17 solo), 6.5 TFL, 3 sacks, 2 FRs and 1 PD...Helped Notre Dame's defense improve by at least 20 spots in FBS rankings in third-down conversion percentage, INTs, rushing defense, scoring defense, defensive passing efficiency, sacks, TFL and takeaways
- The Fighting Irish were the last team in the FBS to surrender more than 20 points in a game, not doing so until their ninth contest

- Collected a TFL in five-consecutive games, including back-to-back games with a sack (North Carolina and USC)
- Notched a FR against both Georgia and Michigan State

## 2016: (NOTRE DAME – 12/0)

- Played in all 12 games, recording 11 tackles (5 solo), 1 FF and 1 PD
- Tallied a season-high 3 tackles (1 solo) and 1 FF at North Carolina State

### — HIGH SCHOOL —

- Prepped at Skyline (Ann Arbor, MI) HS, where his senior season was cut short due to a shoulder injury...Before moving back to Michigan and attending Skyline as a senior, he played his junior season at St. Bonaventure (Ventura, CA) HS...Began his high school career at St. Mary's Prep (Orchard Lake, MI) HS
- Was the state of Michigan's only five-star recruit in 2016
- Played in the 2015 U.S. Army All-American Bowl in San Antonio, TX, and Nike's 2015 "The Opening" in Beaverton, OR
- Named as Michigan's No. 4-ranked player by *247Sports*, No. 8-ranked player by *Scout.com*, No. 5-ranked player by *ESPN.com* and No. 1-ranked player by *Rivals.com*

### DAELIN HAYES' COLLEGE DEFENSIVE STATISTICS

DATE	TEAM	GP	GS	TACKLES							INTERCEPTIONS						FUMBLES				
				TK	S	A	TFL	YDS	SK	YDS	QBH	NO	YDS	LG	TD	PD	FF	FR	YDS		
2016	Notre Dame	12	0	11	5	6	0	0	0	0	0	0	0	0	0	0	0	1	1	0	0
2017	Notre Dame	13	12	30	17	13	6.5	27	3	18	4	0	0	0	0	0	1	0	2	0	0
2018	Notre Dame	12	1	31	15	16	5	21	2	15	6	0	0	0	0	1	1	1	1	0	0
2019	Notre Dame	4	0	6	5	1	3	11	1	7	0	0	0	0	0	0	0	0	1	0	0
2020	Notre Dame	12	11	17	12	5	6	32	3	19	3	1	13	13.0	0	1	2	1	0	0	0
<b>COLLEGE TOTALS</b>		<b>53</b>	<b>24</b>	<b>95</b>	<b>54</b>	<b>41</b>	<b>20.5</b>	<b>95</b>	<b>9</b>	<b>59</b>	<b>13</b>	<b>1</b>	<b>13</b>	<b>13.0</b>	<b>0</b>	<b>4</b>	<b>4</b>	<b>5</b>	<b>0</b>	<b>0</b>	<b>0</b>





# 38

# BEN MASON

TIGHT END  
6-3 | 256

COLLEGE: MICHIGAN

BORN: 5/25/99, NEWTOWN, CT

EXP. (NFL/RAVENS): ROOKIE

GP/GS (PLAYOFFS): 0/0



### — KEY TRANSACTIONS —

- Ben Mason was selected by the Ravens in the fifth round (184th overall) of the 2021 NFL Draft... Was the last of three Ravens' picks (DB Shaun Wade, 160th and OLB Daelin Hayes, 171st) selected in the round

### — COLLEGE HONORS —

- Three-time Academic All-Big Ten selection (2018-20)
- 2021 NFF Hampshire Honor Society member
- Two-time Michigan Toughest Play of the Year award winner (2017 & 2019)

### — COLLEGE HIGHLIGHTS —

- Carried the ball 37 times for 87 yards and 9 TDs...Also caught 3 passes for 32 yards and 1 TD during his Michigan career
- Played in 45 games (four starts – one at DT, one at H-back and two at FB) over four seasons
- Became the first Wolverine to score 3 TDs in the first half of a game since Denard Robinson (vs. SDSU, 2011) against Nebraska (2018)
- Recorded 14 career tackles (7 solo) for the Michigan defense
- Two-time recipient of the team's "Toughest Player of the Year" award (2017, 2019) as voted by his teammates
- Participated in the 2021 Reese's Senior Bowl

### — PERSONAL —

- Nicknamed "Bench" in high school after his bench press prowess
- His brother, Dan, is a junior running back at Ithaca College
- Son of Robert and Denise Mason
- Graduated with a degree in business administration from Michigan
- Maintained a 3.78 GPA at Newtown High School

### — NOTE THE QUOTE —

"Ben Mason just really epitomizes what Ravens football is about. He's a tough, physical guy, who is versatile and plays multiple positions. We had a chance to really watch him quite a bit over the years. We know what he's about. He's our kind of football player, and we're excited about him."

– EVP & GM Eric DeCosta

### 2020: (MICHIGAN – 6/1)

- Appeared in all six games as an H-back/tight end and played on special teams
- Elected as one of seven team captains
- Caught 2 passes for 17 yards and 1 TD on the season

- Started at fullback and caught a 9-yard pass against Michigan State
- Shared Offensive Player of the Week honors with three running back teammates for the group's 256-yard rushing performance at Minnesota...Caught an 8-yard TD pass playing H-Back, his first-career receiving score, and blocked for several TDs

### 2019: (MICHIGAN – 13/1)

- Earned Michigan's Toughest Player of the Year award (for the second time), as voted by his teammates
- Appeared in all 13 games (one start at DT)
- Tallied 7 tackles (2 solo) and 1 carry for 3 yards...Began the season on defense before returning to offense midway through the campaign
- Played fullback and recorded 1 tackle on special teams in the Vrbo Citrus Bowl against Alabama

### 2018: (MICHIGAN – 13/1)

- Appeared in all 13 games at FB and on special teams...Recorded 33 rushing attempts for 80 yards and 7 TDs...Also caught 1 pass for 15 yards and tallied 5 tackles (3 solo) on defense
- Earned Special Teams Player of the Week honors for his performance against Penn State
- Registered 5 carries for 12 yards and 1 TD, adding 1 catch (first career) for 15 yards vs. Maryland
- Posted a career-high 3 TDs on a career-best 6 carries for 18 yards against Nebraska

### 2017: (MICHIGAN – 13/1)

- Earned Michigan's Toughest Player of the Year award, as voted by his teammates
- Named Co-Special Teams Player of the Game in the victory over Minnesota
- Contributed on special teams in all 13 games and played nine at FB, scoring 2 TDs with 4 rushing yards...Posted 2 solo tackles on special teams
- Registered a 1-yard TD on his first-career carry at Wisconsin

### — HIGH SCHOOL —

- Prepped at Newtown (CT) HS, where he played on both sides of the ball...Led the Nighthawks to a 10-1 record and a Class LL playoff appearance his senior year
- Ran the ball 80 times for 719 yards and 11 TDs, while tallying 15 catches for 188 yards and 3 TDs as a senior...Also recorded 63 tackles, 32 INTs (one returned for a TD) and 2 FFs



# 38 BEN MASON

- Rated a four-star prospect, the No. 3 player in Connecticut and the No. 29 OLB prospect nationally by *ESPN.com*
- Was a 2016 Walter Camp All-Connecticut selection, 2016 Connecticut Gatorade Player of the Year and 2016 Defensive Player of the Year in Connecticut, as named by *USA Today*

## BEN MASON'S COLLEGE RUSHING/RECEIVING STATISTICS

DATE	TEAM	GP	GS	RUSHING					RECEIVING				
				NO.	YDS	AVG	LG	TD	NO.	YDS.	AVG.	LG	TD
2017	Michigan	13	1	3	4	1.3	2	2	0	0	0.0	0	0
2018	Michigan	13	1	33	80	2.4	6	7	1	15	15.0	15	0
2019	Michigan	13	1	1	3	3.0	3	0	0	0	0.0	0	0
2020	Michigan	6	1	0	0	0.0	0	0	2	17	8.5	9	1
<b>COLLEGE TOTALS</b>		<b>45</b>	<b>4</b>	<b>37</b>	<b>87</b>	<b>2.4</b>	<b>6</b>	<b>9</b>	<b>3</b>	<b>32</b>	<b>10.7</b>	<b>15</b>	<b>1</b>





## BALTIMORE RAVENS 2021 ROOKIE FREE AGENTS

NO.	NAME	POS.	HT	WT	AGE	COLLEGE
68	Ealy, Adrian	T	6-6	321	22	Oklahoma
91	Kelly, Xavier	DT	6-6	306	23	Arkansas
18	McCrary, Nate	RB	6-0	213	22	Saginaw Valley
83	Poljan, Tony	TE	6-7	251	24	Virginia
69	Sarell, Foster	T	6-6	322	23	Stanford
64	Swann, Jovan	DT	6-2	291	23	Indiana
15	Verity, Jake	K	6-2	197	23	East Carolina
53	Wade, Barrington	ILB	6-1	232	23	Iowa
47	Washington, Ar'Darius	S	5-8	176	21	Texas Christian



2021 BALTIMORE RAVENS ROOKIE MINI CAMP





# 68

# ADRIAN EALY

TACKLE

6-6 | 321

COLLEGE: OKLAHOMA

BORN: 8/7/99, GONZALES, LA

EXP. (NFL/RAVENS): ROOKIE

GP/GS (PLAYOFFS): 0/0



### — COLLEGE —

- Played in 28 games (23 starts) at Oklahoma, taking most of his reps at RT during his four-year (2017-20) career...Member of four Big 12 championship teams and three College Football Playoff squads over four seasons
- During his two years as a starter (2019-20), OU ranked second nationally in pass efficiency rating (179.8), fourth in total offense (518.8 ypg), fifth in points per game (42.5) and eighth in yards per rush (5.4)
- Helped established one of the most dominant run games in college football during his tenure, as the Sooners' 5.9 yards-per-carry average from 2018-20 ranked No. 2 in the nation
- As a senior in 2020, started each of OU's 11 games (10 at LT and one at RT) and was named a second-team All-Big 12 selection by the league's coaches and media...Blocked for an offense that led the Big 12 in points per game (43.0) and yards per game (494.7)
- Played in 12 games (all starts at right tackle) as a junior in 2019, earning second-team All-Big 12 honors by the league's coaches...Blocked for an offense that averaged the third-most yards per game in the country (537.8) and posted an FBS-high 8.0 yards per play
- In 2018, after redshirting in 2017, appeared in five games in a backup role at tackle...Helped block for an offense that ranked No. 1 nationally in points per game (48.4)...OU's offensive line won the Joe Moore Award, recognizing the toughest, most physical offensive line in the country
- Graduated with a degree in planned intercultural communications

### — HIGH SCHOOL/PERSONAL —

- Prepped at East Ascension (Gonzales, LA) HS, where he earned All-Metro and Class 5A All-State honors as a senior
- Named a 3A All-State honoree and All-Metro pick as a junior at University Laboratory (Baton Rouge, LA) HS...The high school sits on LSU's campus
- Ranked as a four-star recruit by *ESPN.com*, *Rivals.com* and *Scout.com* and a three-star prospect by *247Sports.com*
- Chose Oklahoma over Arizona, LSU, Michigan and others



# 91

# XAVIER KELLY

DEFENSIVE TACKLE

6-6 | 306

COLLEGE: ARKANSAS

BORN: 10/2/97, WICHITA, KA

EXP. (NFL/RAVENS): ROOKIE

GP/GS (PLAYOFFS): 0/0



### — TRANSACTIONS —

- Waived (injured) by Baltimore and reverted to Injured Reserve on 6/1/21...Originally signed as a rookie free agent with the Ravens on 5/1/21

### — COLLEGE —

- Played in nine games at Arkansas in 2020, when he notched 8 tackles (3 solo), 1 TFL, 1 sack and 2 QBHs...Made his first-career start at Texas A&M and recorded 1 tackle
- Prior to Arkansas, spent four seasons at Clemson (2016-19), where he totaled 26 tackles, 2.5 TFL, 2.5 sacks, 1 FF and 1 FR over 256 career snaps with the Tigers...Was a member of two National Championship-winning teams and four ACC Championship teams
- In his final year at Clemson (2019), notched 9 tackles, a half-sack, 2 PD and 1 FR in 10 games...Made a tackle vs. No. 22 Virginia in the ACC Championship Game...Was an ACC Honor Roll selection
- Transitioned from DE to DT prior to the start of the 2018 season...Totalled 9 tackles, 1 TFL, 1 sack and 1 FF in 10 games
- After redshirting in 2016, played in eight games, tallying 8 tackles, 1 TFL and 1 sack in 2017
- Graduated from Clemson with a degree in sports communication



## ROOKIE FREE AGENTS

### — HIGH SCHOOL/PERSONAL —

- Prepped at East (Wichita, KS) HS, where he tallied 72 tackles (39 solo), 12 TFLs and 8.5 sacks as a senior in just nine games
- Was also a standout basketball player at East HS, where he was a three-year starter...Started at center on the East High School 6A State Championship team in 2015
- Named a four-star overall football prospect, the No. 19 DE and No. 154 overall prospect in the nation by *ESPN.com*...Rated No. 1 prospect in Kansas by *ESPN.com*...Played in the U.S. Army All-American game in 2016
- Is an incredibly talented artist and illustrates with either a pencil and paper or on his tablet...Has designed logos and tattoos for his teammates
- While at Clemson, completed micro-internships at Adobe (2019) and WH Trucking (2018)



A player profile banner for Nate McCrary. On the left is a circular headshot of a young Black man with short curly hair, smiling. To the right of the photo is a large white number '18' with a red lightning bolt graphic. Next to the number is the name 'NATE MCCRARY' in large white capital letters with a red underline. Below the name and number are statistics: 'RUNNING BACK' and '6-0 | 213' on the left; 'COLLEGE: SAGINAW VALLEY STATE', 'BORN: 4/9/99, MUSKEGON, MI', 'EXP. (NFL/RAVENS): ROOKIE', and 'GP/GS (PLAYOFFS): 0/0' on the right. In the bottom right corner of the banner is the Baltimore Ravens logo.

### — COLLEGE —

- Played 33 career games (11 starts) at SVSU, recording 377 carries for 1,889 yards (5.0 avg.) and 28 TDs...Also posted 12 receptions for 150 yards and 1 TD, adding 9 KORs for 123 yards
- In 2020, SVSU's season was cancelled due to the COVID-19 pandemic
- During his junior campaign in 2019, started all 11 games, totaling 167 rushes for a career-high 1,060 yards (6.3 avg.) and 10 TDs...Also recorded 2 receptions for 46 yards...Earned first-team All- Great Lakes Intercollegiate Athletic honors after ranking second in the conference with 96.4 rushing yards per game
- As a sophomore in 2018, appeared in 11 games, rushing 137 times for 520 yards and a team-high 11 TDs...Ranked third in the conference in rushing TDs (11) and ninth on the program's all-time single-season rushing TD list
- During his true freshman campaign (2017), appeared in 11 games, recording 73 rushes for 309 yards and a team-high 7 TDs...Also recorded 4 receptions for 31 yards and had 9 KORs for 123 yards
- McCrary is the first SVSU football student-athlete to sign with an NFL team since the Ravens signed LB Michael Alexander in 2019
- Majored in health sciences with the intention of becoming a chiropractor

### — HIGH SCHOOL/PERSONAL —

- Prepped at Reeths-Puffer (Muskegon, MI) HS, where he lettered in football and track
- Was a three-year starter with the Rockets and finished with 17 TDs as a running back, while adding 3 KOR-TDs
- Earned All-State honors in track & field four times (200, 400 relay, twice in the 800 relay) and graduated as the school's record-holder in four events (200, 400 relay, 800 relay, 1600 relay)
- Volunteered in 2020 with Samaritan's Purse in Rockport, TX, to rebuild homes for those impacted by Hurricane Harvey and in Midland, MI, to help clean up homes for renovations after the area was devastated by a historic flood



**83** **TONY POLJAN**

**TIGHT END**  
6-7 | 251

**COLLEGE: VIRGINIA**  
**BORN: 4/25/97, LANSING, MI**  
**EXP. (NFL/RAVENS): ROOKIE**    **GP/GS (PLAYOFFS): 0/0**



— COLLEGE —

- Finished his only season at Virginia ranking No. 8 all time in career receiving TDs (6) by TE and tied for No. 2 on UVA's single-season TDs list by a TE...His 38 receptions rank seventh most in the program's single-season history by a TE, while his 411 receiving yards also tied for seventh most by a TE
- Appeared in all 10 games (eight starts) at UVA in 2020, recording 38 receptions for 411 yards and 6 TDs...Finished seventh in the nation among tight ends with 38 receptions and 6 TDs...Accepted an invitation to the 2021 Reese's Senior Bowl
- Prior to Virginia, played at Central Michigan, where he earned second-team All-Mid-American Conference honors as a junior in 2019...Started 12 games and caught 33 passes for 496 yards and 4 TDs, averaging 15.0 yards per reception...Reeled in a season-long 53-yard reception at Bowling Green
- Played in all 12 games (five starts), splitting the 2018 season between quarterback and tight end as a sophomore with the Chippewas...Rushed for 123 yards on 64 carries and 1 TD...Grabbed 7 passes for 125 yards and 2 TDs, averaging 17.9 yards per catch...Completed 76-of-147 passes for 625 yards and 2 TDs
- As a redshirt freshman, appeared in all 12 games at QB, where he completed 13-of-21 passes for 78 yards and rushed for 125 yards on 27 carries
- Redshirted the 2016 season
- Earned a degree in finance at Central Michigan

— HIGH SCHOOL/PERSONAL —

- Prepped at Lansing Catholic (MI) HS, where he completed 390-of-670 attempts for 6,090 yards and 58 TDs during his career...Also rushed for 3,118 yards and 58 TDs on 500 carries...Helped lead the team to two district championships, two regional titles, a state championship game appearance and a state semifinal berth
- Was named the 2016 Michigan High School Gatorade Player of the Year
- Was also a standout basketball player who scored more than 1,000 career points...Was a four-time All-League selection in basketball...Named to the Mr. Basketball Watch List prior to his senior season
- Earned varsity letters in football, basketball and track & field
- Was named the No. 17 overall football prospect in Michigan by the *Detroit Free Press*
- Son of Amy and Rick Poljan...Has three brothers, Buddy, David and Bo, and three sisters, Hillary, Rebecka and Mary
- **Last name is pronounced: POLE-jan**



**69** **FOSTER SARELL**

**TACKLE**  
6-6 | 322

**COLLEGE: STANFORD**  
**BORN: 8/28/98, TACOMA, WA**  
**EXP. (NFL/RAVENS): ROOKIE**    **GP/GS (PLAYOFFS): 0/0**



— COLLEGE —

- Played in 34 games (17 starts), seeing most of his action at RT over four seasons (2017-20) at Stanford...Blocked for a Cardinal squad that reached the Sun Bowl in 2018 and Alamo Bowl in 2017
- Started all six games in which he appeared at RT as a senior in 2020...Helped block for an offense that averaged the third-most yards per game (420.5) in the Pac-12
- As a junior in 2019, started 11 games at RT and was named All-Pac-12 honorable mention...Part of an O-line that helped the Cardinal average 262.4 passing yards per game, ranking fourth in the Pac-12
- Appeared in only three games as a sophomore in 2018 after suffering an injury in the second game of the season...Stanford averaged the second-most passing yards in the Pac-12 (273.1) and defeated Pittsburgh in the Sun Bowl

## ROOKIE FREE AGENTS

- As a freshman (2017), saw action in all 14 games...Helped the Cardinal finish 9-5 and reach the Alamo Bowl
- Graduated from Stanford with a degree political science

### — HIGH SCHOOL/PERSONAL —

- Prepped at Graham-Kapowsin (Graham, WA) HS, where he served as a two-time team captain
- Was also a four-time winner of the school's High GPA Achievement Award
- Was the nation's top-ranked offensive tackle by *Scout.com*, No. 2 by *PrepStar*, No. 3 by *Rivals.com* and No. 4 by *247Sports.com* and *ESPN.com*
- Also competed in track and basketball and credits basketball for his quick feet on the football field
- When he was younger, wrote in a time capsule letter that Stanford was his dream school
- Has Korean roots



A player profile banner for Jovan Swann. On the left is a circular headshot of a young man with short dreadlocks, smiling. To the right of the photo is the number '64' in a large, bold, white font with a red outline. Next to the number is the name 'JOVAN SWANN' in a bold, white, sans-serif font. Below the name and number are several lines of text: 'COLLEGE: INDIANA', 'DEFENSIVE TACKLE BORN: 11/19/97, GREENWOOD, IN', '6-2 | 291 EXP. (NFL/RAVENS): ROOKIE GP/GS (PLAYOFFS): 0/0'. On the far right of the banner is the Baltimore Ravens logo, which features a stylized bird's head in profile, colored in blue and white.

### — COLLEGE —

- Played in 47 games (22 starts) over three years at Stanford (2017-19) and one year (2020) at Indiana...Recorded 89 tackles (51 solo), 11.5 sacks, 1 INT, 2 FFs, 1 FR and 4 PD during his collegiate career
- Appeared in all eight games (one start) as a grad student at Indiana in 2020...Finished with 4 tackles (2 solo), 3 QBHs and 1 PD
- Played in 12 games (nine starts) as a senior at Stanford in 2019...Notched 32 tackles (21 solo), a career-high 5.5 sacks, 8 TFL, 1 FF, 1 PD and 1 FG block...Recorded 2 sacks, a career-high 3 TFL and 1 FG block, earning the Frank Rehm Award vs. California, which recognizes the most outstanding players in the "Big Game"
- Saw action in 13 games (10 starts) as a junior in 2018, recording 28 tackles (16 solo), 4.5 sacks, 7 TFL, 1 FR and 2 PD, en route to earning All-Pac-12 honorable mention...Delivered 7 stops (5 solo) and 1 sack at No. 20 Oregon...Recorded a pair of sacks and 2.5 TFL vs. San Diego State
- Played in all 14 games (two starts) as a sophomore, tallying 25 tackles (12 solo), 1.5 sacks, 3.5 TFL, 1 INT and 1 FF...Netted 6 tackles (5 solo) in the Pac-12 Championship Game vs. USC...Made his first-career INT in his collegiate debut vs. Rice...Earned Pac-12 All-Academic second team honors
- Did not see action as a freshman in 2016
- Graduated with a human biology degree from Stanford University in 2020...Is currently pursuing a graduate degree at Indiana University's Kelley School of Business

### — HIGH SCHOOL/PERSONAL —

- Prepped at Center Grove (Greenwood, IN) HS, where he finished with 64.5 tackles, 16.5 TFL, 6.5 sacks, 1 FF and 1 TD
- Led his high school program to four conference titles and the 2015 state title...Was a two-time first-team All-State and All-Conference selection, and Indiana's Defensive Player of the Year in 2015...Ranked the No. 5 prospect in Indiana by *ESPN.com* and the No. 34 defensive tackle nationally by *Scout.com*
- Enjoys cooking in his free time





**15** **JAKE VERITY**

**KICKER**  
6-2 | 197

COLLEGE: EAST CAROLINA  
BORN: 12/23/97, BREMEN, GA  
EXP. (NFL/RAVENS): ROOKIE GP/GS (PLAYOFFS): 0/0



— COLLEGE —

- Finished as East Carolina University's all-time leader in points scored (352), connecting on 74-of-98 (75.5%) FGAs and 130-of-133 (97.7%) PATs
- Connected on 14-of-21 (66.6%) FGAs and 30-of-31 PATs in 2020... Was named to the Lou Groza Award watch list, recognizing the nation's top kicker
- In 2019, connected on a 24-of-29 (82.8%) FGAs, marking the most field goals (24) in ECU single-season history... Recorded a team-high 105 points, drilling 19-of-20 FGAs inside 40 yards and all 33 of his PATs, en route to being named a Lou Groza Award semifinalist... Also earned All-American Athletic Conference honors with a first-team selection by *Phil Steele* and second-team selection by league coaches
- In 2018, converted on 19-of-21 (90.5%) FGAs, marking the fourth-highest success rate among all FBS kickers, and 27-of-28 PATs... Was a perfect 13-of-13 on FGAs inside 40 yards... Notched a team-high 84 points and earned first-team All-AAC recognition
- Was the Pirates' leading scorer (83 points) during his sophomore campaign in 2017... Connected on 16-of-25 (64.0%) FGAs and a near-perfect 35-of-36 PATs... Registered three double-digit scoring performances and hit a career-high two 50-plus-yard field goal tries on the year
- Saw action in two games as a true freshman in 2016... Made 1-of-2 FGAs and all 5 PATs on the year
- Earned his bachelor's degree in construction management with a minor in business from East Carolina... Was selected to the ECU honor roll in the fall semester from 2016-19, and earned a Dean's List designation during the spring from 2017-20

— HIGH SCHOOL/PERSONAL —

- Prepped at Bremen (GA) HS, where he served as the team's top placekicker, punter and kickoff specialist
- Was officially credited with a 63-yard FG, which then-ranked as the third longest FG in Georgia High School Association (GHSAA) history and the 11th-longest nationally (according to *USA Today* High School Sports)
- Earned national distinction from numerous kicking and punting camps, including "Event Elite" status by *ChrisSailorKicking.com*, which also listed him as one of the top kicker/punter combo prospects in the country... Captured the "Last Man (PK) Standing" and "Punting Champion" honors during the 2014 *com* Southern Invitational Showcase... Captured the FG title at the 2014 Georgia Fall Camp and was a top punting finalist at the 2015 and 2016 Vegas XXVI and XXVII events, respectively
- Also lettered in soccer at Bremen



**53** **BARRINGTON WADE**

**INSIDE LINEBACKER**  
6-1 | 232

COLLEGE: IOWA  
BORN: 3/16/98, SKOKIE, IL  
EXP. (NFL/RAVENS): ROOKIE GP/GS (PLAYOFFS): 0/0



— COLLEGE —

- Played in 33 career games (four starts) for the Hawkeyes, collecting 23 tackles (11 solo), 1 sack, 1.5 TFL and 2 INTs
- Saw action in all eight games (three starts) at OLB in 2020... Recorded a career-high 12 tackles (8 solo), including 2 INTs and 1 sack... Started at OLB in 28-7 win over No. 25 Wisconsin, with the defensive unit only giving up 56 net rushing yards and 225 total yards of offense... Saw action in 49-7 victory over Michigan State, when the defense allowed only 59 rushing yards and 286 total yards of offense... Notched his first-career INT at Purdue, producing a 16-yard return
- In 2019, appeared in all 13 games (one start), tallying 8 tackles (2 solo), including 0.5 TFL... Helped hold No. 7 Minnesota to 63 net rushing yards in a 23-19 win... Appeared in 30-0 shutout victory over Rutgers, when the defensive unit surrendered only 125 total yards of offense

## ROOKIE FREE AGENTS

- Appeared in 12 games during the 2018 campaign and collected three tackles (one solo)
- Did not see any game action during the 2017 campaign
- Redshirted as a true freshman in 2016
- Graduated with a degree in business from Iowa

### — HIGH SCHOOL/PERSONAL —

- Prepped at Niles North (Skokie, IL) HS, where as a senior in 2015, he received honorable mention All-America recognition, first-team All-State honors and earned the team's MVP and Sportsmanship Awards...Also named *Chicago Tribune* first-team All-State his senior campaign and made three-consecutive first-team All-Conference selections
- Played both RB and LB, helping team advance to the third round of state playoffs as a senior
- Served as team captain for three seasons
- Also competed in track & field



A player profile banner for Ar'Darius Washington. On the left is a circular headshot of a young man with short dark hair and a goatee, wearing a purple jersey. To the right of the photo is the number '47' in a large, bold, white font with a red outline. Further right is the player's name 'AR'DARIUS WASHINGTON' in a bold, white, sans-serif font. Below the name and number are several statistics and details: 'SAFETY' and '5-8 | 176' are on the left; 'COLLEGE: TEXAS CHRISTIAN', 'BORN: 11/2/99, SHREVEPORT, LA', and 'EXP. (NFL/RAVENS): ROOKIE' are in the middle; and 'GP/GS (PLAYOFFS): 0/0' is on the right. In the bottom right corner of the banner is the Baltimore Ravens logo, which features a stylized bird head in purple and gold.

### — COLLEGE —

- Over his three-year (2018-20) career TCU, played in 26 games (15 starts), registering 86 tackles (62 solo), 12 PD, 5 INTs and 1.5 TFL
- Started all 10 games at safety in 2020, finishing seventh on the team with 37 tackles (25 solo) and third with 5 PD...Recorded at least 4 tackles in six games, including a season-best 7 stops in a 34-18 win over Texas Tech...Earned honorable mention All-Big 12 honors
- In 2019, appeared in 12 games (five starts) and was ranked by *Pro Football Focus* as the nation's second-highest graded safety, behind only teammate Trevon Moehrig...*PFF* recorded him allowing just 5 catches out of 265 snaps in coverage, while forcing 7 PD...Led TCU and ranked second nationally among freshmen with 5 INTs...His 5 INTs also tied for third in the Big 12 and seventh nationally among all players
- Named Big 12 Defensive Freshman of the Year (2019), *FWAA* Freshman All-American (2019) and Freshmen All-American by *The Athletic* (2019)
- Played in four games during his redshirt season in 2018, while he transitioned to safety
- Majored in criminal justice at TCU

### — HIGH SCHOOL/PERSONAL —

- Prepped at Evangel Christian Academy (Shreveport, LA), where he was a star defensive back for the Eagles...As a sophomore, received his school's Defensive Player of the Year award
- Was three-star recruit as a senior and the No. 5 safety in Louisiana and No. 45 prospect in the nation...Contributed on both offense and defense, helping the team to an 8-2 record

# ALPHABETICAL ROSTER

NO.	NAME	POS	HT	WT	AGE	EXP	COLLEGE	HOMETOWN	HOW ACQ
51	Adeoye, Aaron	OLB	6-6	250	27	2	Southeast Missouri State	Marion, IL	FA '19
50	Alaka, O'taro	ILB	6-3	239	25	3	Texas A&M	Houston, TX	FA '19
89	Andrews, Mark	TE	6-5	256	25	4	Oklahoma	Scottsdale, AZ	D3b '18
23	Averett, Anthony	CB	5-11	184	26	4	Alabama	Woodbury, NJ	D4a '18
12	Bateman, Rashod	WR	6-1	193	21	R	Minnesota	Tifton, GA	D1a '21
49	Board, Chris	ILB	6-2	237	25	4	North Dakota State	Orlando, FL	FA '18
54	Bowser, Tyus	OLB	6-3	242	26	5	Houston	Tyler, TX	D2 '17
80	Boykin, Miles	WR	6-4	220	24	3	Notre Dame	New Lenox, IL	D3b '19
86	Boyle, Nick	TE	6-4	270	28	7	Delaware	Sussex, NJ	D5a '15
77	Bozeman, Bradley	C/G	6-5	325	26	4	Alabama	Roanoke, AL	D6c '18
67	Bredeson, Ben	G	6-5	315	23	2	Michigan	Hartland, WI	D4 '20
88	Breeland, Jake	TE	6-6	252	24	1	Oregon	Rancho Santa Margarita, CA	FA '20
5	Brown, Marquise	WR	5-9	180	24	3	Oklahoma	Hollywood, FL	D1 '19
17	Cain, Deon	WR	6-2	202	24	3	Clemson	Tampa, FL	FA '21
93	Campbell, Calais	DE	6-8	300	34	14	Miami (Fla)	Denver, CO	TR (Jax.) '20
36	Clark, Chuck	S	6-0	205	26	5	Virginia Tech	Suffolk, VA	D6 '17
66	Cleveland, Ben	G	6-6	357	22	R	Georgia	Toccoa, GA	D3a '21
63	Colon, Trystan	C/G	6-3	313	23	2	Missouri	Webb City, MO	FA '20
97	Crawford, Aaron	DT	6-1	315	23	2	North Carolina	Ashburn, VA	FA '20
27	Dobbins, J.K.	RB	5-10	212	22	2	Ohio State	La Grange, TX	D2 '20
31	Dorsey, Khalil	CB	5-9	181	23	2	Northern Arizona	Ontario, CA	FA '20
13	Duvernay, Devin	WR	5-11	200	23	2	Texas	Sachse, TX	D3b '20
68	Ealy, Adrian	T	6-6	321	21	R	Oklahoma	Gonzales, LA	FA '21
35	Edwards, Gus	RB	6-1	238	26	4	Rutgers	Liberia	FA '18
32	Elliott, DeShon	S	6-1	210	24	4	Texas	Dallas, TX	D6a '18
71	Ellis, Justin	DT	6-2	350	30	8	Louisiana Tech	Neville, LA	FA '19
45	Ferguson, Jaylon	OLB	6-5	270	25	3	Louisiana Tech	St. Francisville, LA	D3a '19
3	Fort, L.J.	ILB	6-0	232	31	7	Northern Iowa	Waynesville, MO	FA '19
15	Gray, Devin	WR	5-11	183	26	1	Cincinnati	Reno, NV	FA '21
33	Harris, Davontae	CB	5-11	200	26	4	Illinois State	Wichita, KS	FA '20
40	Harrison, Malik	ILB	6-3	247	23	2	Ohio State	Columbus, OH	D3c '20
59	Hayes, Daelin	OLB	6-4	253	23	R	Notre Dame	Belleville, MI	D5b '21
43	Hill, Justice	RB	5-10	200	23	3	Oklahoma State	Tulsa, OK	D4a '19
44	Humphrey, Marlon	CB	6-0	197	25	5	Alabama	Hoover, AL	D1 '17
2	Huntley, Tyler	QB	6-1	196	23	2	Utah	Hallandale Beach, FL	FA '20
8	Jackson, Lamar	QB	6-2	212	24	4	Louisville	Pompano Beach, FL	D1b '18
60	James, Ja'Wuan	T	6-6	312	29	6	Tennessee	Atlanta, GA	FA '21
4	Koch, Sam	P	6-1	222	38	16	Nebraska	Seward, NE	D6a '06
41	Levine Sr., Anthony	DB/LB	5-11	207	34	10	Tennessee State	Abbeville, LA	FA '12
92	Madubuike, Justin	DT	6-3	300	23	2	Texas A&M	McKinney, TX	D3a '20
62	Mancz, Greg	C	6-4	302	29	7	Toledo	Cincinnati, OH	FA '20
37	Marshall, Iman	CB	6-1	210	24	3	Southern California	Long Beach, CA	D4c '19
38	Mason, Ben	TE	6-3	256	22	R	Michigan	Newtown, CT	D5c '21
18	McCrary, Nate	RB	6-0	213	22	R	Saginaw Valley State	Muskegon, MI	FA '20
90	McPhee, Pernell	OLB	6-3	269	32	11	Mississippi State	Pahokee, FL	(UFA Was.) '19
7	McSorley, Trace	QB	6-0	202	25	3	Penn State	Ashburn, VA	D6 '19
65	Mekari, Patrick	G/C	6-4	308	23	3	Cal-Berkeley	Westlake Village, CA	FA '19
10	Moore, Jaylon	WR	5-11	191	24	1	Tennessee-Martin	Memphis, TN	FA '20
46	Moore, Nick	LS	6-2	248	28	2	Georgia	Snellville, GA	FA '20
84	Oliver, Josh	TE	6-5	249	24	3	San Jose State	Paso Robles, CA	TR (Jax.) '21
99	Oweh, Odafé	OLB	6-5	251	22	R	Penn State	Hackensack, NJ	D1b '21
24	Peters, Marcus	CB	6-0	197	28	7	Washington	Oakland, CA	TR (LAR) '19
74	Phillips, Tyre	G/T	6-5	330	24	2	Mississippi State	Grenada, MS	D3d '20
83	Poljan, Tony	TE	6-7	251	24	R	Virginia	Lansing, MI	FA '21
72	Powers, Ben	G	6-4	310	24	3	Oklahoma	Wichita, KS	D4b '19
11	Proche II, James	WR	5-11	201	24	2	Southern Methodist	Dallas, TX	D6 '20
6	Queen, Patrick	ILB	6-0	232	21	2	Louisiana State	Ventress, LA	D1 '20
42	Ricard, Patrick	FB/DL	6-3	303	27	5	Maine	Spencer, MA	FA '17
28	Richards, Jordan	S	5-11	215	28	7	Stanford	Folsom, CA	FA '19
56	Rivers, Chauncey	OLB	6-2	262	24	2	Mississippi State	Atlanta, GA	FA '20
69	Sarell, Foster	T	6-6	322	22	R	Stanford	Tacoma, WA	FA '21
61	Schofield, Michael	G	6-6	301	30	8	Michigan	Orland Park, IL	FA '21
76	Smith, Andre	T	6-4	330	34	13	Alabama	Birmingham, AL	FA '19
22	Smith, Jimmy	CB	6-2	210	32	11	Colorado	Colton, CA	D1 '11
79	Stanley, Ronnie	T	6-6	315	27	6	Notre Dame	Las Vegas, NV	D1 '16
21	Stephens, Brandon	CB	6-1	213	23	R	Southern Methodist	Plano, TX	D3b '21
26	Stone, Geno	S	5-11	207	22	2	Iowa	New Castle, PA	D7 '20
64	Swann, Jovan	DT	6-2	291	23	R	Indiana	Greenwood, IN	FA '21
85	Tomlinson, Eric	TE	6-6	263	29	5	UTEP	Oklahoma City, OK	FA '20
18	Townsend, Johnny	P	6-1	205	26	3	Florida	Orlando, FL	FA '20
9	Tucker, Justin	K	6-1	183	31	10	Texas	Austin, TX	FA '12
15	Verity, Jake	K	6-2	197	23	R	East Carolina	Bremen, GA	FA '21
81	Victor, Binjimen	WR	6-4	199	24	1	Ohio State	Pompano Beach, FL	FA '21
78	Villanueva, Alejandro	T	6-9	320	32	7	Army	Meridian, MS	FA '21
53	Wade, Barrington	ILB	6-1	232	23	R	Iowa	Skokie, IL	FA '21
29	Wade, Shaun	CB	6-1	191	22	R	Ohio State	Jacksonville, FL	D5a '21
16	Wallace, Tylan	WR	5-11	193	22	R	Oklahoma State	Fort Worth, TX	D4 '21
39	Warrior, Nigel	S	6-1	197	23	1	Tennessee	College Park, GA	FA '20
47	Washington, Ar'Darius	S	5-8	176	21	R	Texas Christian	Shreveport, LA	FA '21
96	Washington, Broderick	DT	6-2	305	24	2	Texas Tech	Longview, TX	D5 '20
14	Watkins, Sammy	WR	6-1	211	28	8	Clemson	Fort Myers, FL	UFA (KC) '21
57	Welch, Kristian	LB	6-3	240	23	2	Iowa	Iola, WI	FA '20
30	Westry, Chris	CB	6-4	197	24	2	Kentucky	Orange Park, FL	FA '21
98	Williams, Brandon	DT	6-1	336	32	9	Missouri Southern St.	Kirkwood, MO	D3 '13
34	Williams, Ty'Son	RB	6-0	220	24	2	BYU	Sumter, SC	FA '20
87	Wolf, Eli	TE	6-4	238	24	1	Georgia	Minster, OH	FA '20
95	Wolfe, Derek	DE	6-5	285	31	10	Cincinnati	East Liverpool, OH	UFA (Den.) '20
25	Young, Tavon	CB	5-9	185	27	6	Temple	Oxon Hill, MD	D4a '16
70	Zeitler, Kevin	G	6-4	315	31	9	Wisconsin	Waukesha, WI	FA '21

## Injured Reserve (1)

91	Kelly, Xavier	DT	6-6	306	23	R	Arkansas	Wichita, KA	FA '21
----	---------------	----	-----	-----	----	---	----------	-------------	--------





# NUMERICAL ROSTER

NO.	NAME	POS	HT	WT	AGE	EXP	COLLEGE	HOMETOWN	HOW ACQ
2	Huntley, Tyler	QB	6-1	196	23	2	Utah	Hallandale Beach, FL	FA '20
3	Fort, L.J.	ILB	6-0	232	31	7	Northern Iowa	Waynesville, MO	FA '19
4	Koch, Sam	P	6-1	222	38	16	Nebraska	Seward, NE	D6a '06
5	Brown, Marquise	WR	5-9	180	24	3	Oklahoma	Hollywood, FL	D1 '19
6	Queen, Patrick	ILB	6-0	232	21	2	Louisiana State	Ventress, LA	D1 '20
7	McSorley, Trace	QB	6-0	202	25	3	Penn State	Ashburn, VA	D6 '19
8	Jackson, Lamar	QB	6-2	212	24	4	Louisville	Pompano Beach, FL	D1b '18
9	Tucker, Justin	K	6-1	183	31	10	Texas	Austin, TX	FA '12
10	Moore, Jaylon	WR	5-11	191	24	1	Tennessee-Martin	Memphis, TN	FA '20
11	Proche II, James	WR	5-11	201	24	2	Southern Methodist	Dallas, TX	D6 '20
12	Bateman, Rashod	WR	6-1	193	21	R	Minnesota	Tifton, GA	D1a '21
13	Duvernay, Devin	WR	5-11	200	23	2	Texas	Sachse, TX	D3b '20
14	Watkins, Sammy	WR	6-1	211	28	8	Clemson	Fort Myers, FL	UFA (KC) '21
15	Verity, Jake	K	6-2	197	23	R	East Carolina	Bremen, GA	FA '21
15	Gray, Devin	WR	5-11	183	26	1	Cincinnati	Reno, NV	FA '21
16	Wallace, Tylan	WR	5-11	193	22	R	Oklahoma State	Fort Worth, TX	D4 '21
17	Cain, Deon	WR	6-2	202	24	3	Clemson	Tampa, FL	FA '21
18	Townsend, Johnny	P	6-1	205	26	3	Florida	Orlando, FL	FA '20
18	McCrary, Nate	RB	6-0	213	22	R	Saginaw Valley State	Muskegon, MI	FA '21
21	Stephens, Brandon	CB	6-1	213	23	R	Southern Methodist	Plano, TX	D3b '21
22	Smith, Jimmy	CB	6-2	210	32	11	Colorado	Colton, CA	D1 '11
23	Averett, Anthony	CB	5-11	184	26	4	Alabama	Woodbury, NJ	D4a '18
24	Peters, Marcus	CB	6-0	197	28	7	Washington	Oakland, CA	TR (LAR) '19
25	Young, Tavon	CB	5-9	185	27	6	Temple	Oxon Hill, MD	D4a '16
26	Stone, Geno	S	5-11	207	22	2	Iowa	New Castle, PA	D7 '20
27	Dobbins, J.K.	RB	5-10	212	22	2	Ohio State	La Grange, TX	D2 '20
28	Richards, Jordan	S	5-11	215	28	7	Stanford	Folsom, CA	FA '19
29	Wade, Shaun	CB	6-1	191	22	R	Ohio State	Jacksonville, FL	D5a '21
30	Westry, Chris	CB	6-4	197	24	2	Kentucky	Orange Park, FL	FA '21
31	Dorsey, Khalil	CB	5-9	181	23	2	Northern Arizona	Ontario, CA	FA '20
32	Elliott, DeShon	S	6-1	210	24	4	Texas	Dallas, TX	D6a '18
33	Harris, Davontae	CB	5-11	200	26	4	Illinois State	Wichita, KS	FA '20
34	Williams, Ty'Son	RB	6-0	220	24	2	BYU	Sumter, SC	FA '20
35	Edwards, Gus	RB	6-1	238	26	4	Rutgers	Liberia	FA '18
36	Clark, Chuck	S	6-0	205	26	5	Virginia Tech	Suffolk, VA	D6 '17
37	Marshall, Iman	CB	6-1	210	24	3	Southern California	Long Beach, CA	D4c '19
38	Mason, Ben	TE	6-3	256	22	R	Michigan	Newtown, CT	D5c '21
39	Warrior, Nigel	S	6-1	197	23	1	Tennessee	College Park, GA	FA '20
40	Harrison, Malik	ILB	6-3	247	23	2	Ohio State	Columbus, OH	D3c '20
41	Levine Sr., Anthony	DB/LB	5-11	207	34	10	Tennessee State	Abbeville, LA	FA '12
42	Ricard, Patrick	FB/DL	6-3	303	27	5	Maine	Spencer, MA	FA '17
43	Hill, Justice	RB	5-10	200	23	3	Oklahoma State	Tulsa, OK	D4a '19
44	Humphrey, Marlon	CB	6-0	197	25	5	Alabama	Hoover, AL	D1 '17
45	Ferguson, Jaylon	OLB	6-5	270	25	3	Louisiana Tech	St. Francisville, LA	D3a '19
46	Moore, Nick	LS	6-2	248	28	2	Georgia	Snellville, GA	FA '20
47	Washington, Ar'Darius	S	5-8	176	21	R	Texas Christian	Shreveport, LA	FA '21
49	Board, Chris	ILB	6-2	237	25	4	North Dakota State	Orlando, FL	FA '18
50	Alaka, Otaru	ILB	6-3	239	25	3	Texas A&M	Houston, TX	FA '19
51	Adeoye, Aaron	OLB	6-6	250	27	2	Southeast Missouri State	Marion, IL	FA '19
53	Wade, Barrington	ILB	6-1	232	23	R	Iowa	Skokie, IL	FA '21
54	Bowser, Tyus	OLB	6-3	242	26	5	Houston	Tyler, TX	D2 '17
56	Rivers, Chauncey	OLB	6-2	262	24	2	Mississippi State	Atlanta, GA	FA '20
57	Welch, Kristian	LB	6-3	240	23	2	Iowa	Iola, WI	FA '20
59	Hayes, Daelin	OLB	6-4	253	23	R	Notre Dame	Belleville, MI	D5b '21
60	James, Ja'Wuan	T	6-6	312	29	6	Tennessee	Atlanta, GA	FA '21
61	Schofield, Michael	G	6-6	301	30	8	Michigan	Orland Park, IL	FA '21
62	Mancz, Greg	C	6-4	302	29	7	Toledo	Cincinnati, OH	FA '20
63	Colon, Trystan	C/G	6-3	313	23	2	Missouri	Webb City, MO	FA '20
64	Swann, Jovan	DT	6-2	291	23	R	Indiana	Greenwood, IN	FA '21
65	Mekari, Patrick	G/C	6-4	308	23	3	Cal-Berkeley	Westlake Village, CA	FA '19
66	Cleveland, Ben	G	6-6	357	22	R	Georgia	Toccoa, GA	D3a '21
67	Bredeson, Ben	G	6-5	315	23	2	Michigan	Hartland, WI	D4 '20
68	Ealy, Adrian	T	6-6	321	21	R	Oklahoma	Gonzales, LA	FA '21
69	Sarell, Foster	T	6-6	322	22	R	Stanford	Tacoma, WA	FA '21
70	Zeitler, Kevin	G	6-4	315	31	9	Wisconsin	Waukesha, WI	FA '21
71	Ellis, Justin	DT	6-2	350	30	8	Louisiana Tech	Neville, LA	FA '19
72	Powers, Ben	G	6-4	310	24	3	Oklahoma	Wichita, KS	D4b '19
74	Phillips, Tyre	G/T	6-5	330	24	2	Mississippi State	Grenada, MS	D3d '20
76	Smith, Andre	T	6-4	330	34	13	Alabama	Birmingham, AL	FA '19
77	Bozeman, Bradley	C/G	6-5	325	26	4	Alabama	Roanoke, AL	D6c '18
78	Villanueva, Alejandro	T	6-9	320	32	7	Army	Meridian, MS	FA '21
79	Stanley, Ronnie	T	6-6	315	27	6	Notre Dame	Las Vegas, NV	D1 '16
80	Boykin, Miles	WR	6-4	220	24	3	Notre Dame	New Lenox, IL	D3b '19
81	Victor, Binjimen	WR	6-4	199	24	1	Ohio State	Pompano Beach, FL	FA '21
83	Poljan, Tony	TE	6-7	251	24	R	Virginia	Lansing, MI	FA '21
84	Oliver, Josh	TE	6-5	249	24	3	San Jose State	Paso Robles, CA	TR (Jax.) '21
85	Tomlinson, Eric	TE	6-6	263	29	5	UTEP	Oklahoma City, OK	FA '20
86	Boyle, Nick	TE	6-4	270	28	7	Delaware	Sussex, NJ	D5a '15
87	Wolf, Eli	TE	6-4	238	24	1	Georgia	Minster, OH	FA '20
88	Breeland, Jake	TE	6-6	252	24	1	Oregon	Rancho Santa Margarita, CA	FA '20
89	Andrews, Mark	TE	6-5	256	25	4	Oklahoma	Scottsdale, AZ	D3b '18
90	McPhee, Pernell	OLB	6-3	269	32	11	Mississippi State	Pahoehoe, FL	(UFA Was.) '19
92	Madubuikwe, Justin	DT	6-3	300	23	2	Texas A&M	McKinney, TX	D3a '20
93	Campbell, Calais	DE	6-8	300	34	14	Miami (Fla)	Denver, CO	TR (Jax.) '20
95	Wolfe, Derek	DE	6-5	285	31	10	Cincinnati	East Liverpool, OH	UFA (Den.) '20
96	Washington, Broderick	DT	6-2	305	24	2	Texas Tech	Longview, TX	D5 '20
97	Crawford, Aaron	DT	6-1	315	23	2	North Carolina	Ashburn, VA	FA '20
98	Williams, Brandon	DT	6-1	336	32	9	Missouri Southern St.	Kirkwood, MO	D3 '13
99	Oweh, Odafé	OLB	6-5	251	22	R	Penn State	Hackensack, NJ	D1b '21

## Injured Reserve (1)

91	Kelly, Xavier	DT	6-6	306	23	R	Arkansas	Wichita, KA	FA '21
----	---------------	----	-----	-----	----	---	----------	-------------	--------



# 2020 REVIEW



JUSTIN TUCKER

# 2020 STATISTICS

WON 11, LOST 5			HEAD COACH: JOHN HARBAUGH		
09/13	W	38-6	Cleveland		
09/20	W	33-16	at Houston		
09/28	L	20-34	Kansas City		
10/04	W	31-17	at Washington		
10/11	W	27-3	Cincinnati		
10/18	W	30-28	at Philadelphia	5,500	
11/01	L	24-28	Pittsburgh	4,345	
11/08	W	24-10	at Indianapolis	12,200	
11/15	L	17-23	at New England		
11/22	L	24-30 (OT)	Tennessee		
12/02	L	14-19	at Pittsburgh		
12/08	W	34-17	Dallas		
12/14	W	47-42	at Cleveland	11,974	
12/20	W	40-14	Jacksonville		
12/27	W	27-13	N.Y. Giants		
01/03	W	38-3	at Cincinnati	10,499	

TEAM STATISTICS		BAL	OPP.
<b>FIRST DOWNS</b>			
Rushing		327	347
Passing		166	96
Penalty		142	213
Third Down-Made/Att		101/207	65/191
Third Down Efficiency		48.8%	34.0%
Fourth Down-Made/Att		12/19	16/35
Fourth Down Efficiency		63.2%	45.7%
<b>TOTAL NET YARDS</b>			
		5,810	5,276
Avg. Per Game		363.1	329.8
Total Plays		993	1,017
Avg. Per Play		5.9	5.2
<b>NET YARDS RUSHING</b>			
		3,071	1,740
Avg. Per Game		191.9	108.8
Total Rushes		555	382
Avg. Per Rush		5.5	4.6
<b>NET YARDS PASSING</b>			
		2,739	3,536
Avg. Per Game		171.2	221.0
Sacked/Yards Lost		32/180	39/272
Gross Yards		2,919	3,808
Attempts/Completions		406/257	596/380
Pct. of Completion		63.3%	63.8%
Had Intercepted		11	10
<b>PUNTS/AVERAGE</b>			
Net Punting Average		53/44.7	61/46.5
		42.3	40.6
<b>PUNT RETURN/AVG.</b>			
		27/9.0	19/5.7
<b>KICKOFF RETURN/AVG.</b>			
		23/26.7	30/21.1
<b>INTERCEPTION RETURN/AVG.</b>			
		10/7.8	11/5.3
<b>PENALTIES/YARDS</b>			
		104/961	77/646
<b>FUMBLES/BALL LOST</b>			
		25/7	33/12
<b>TOUCHDOWNS</b>			
Rushing		55	37
Passing		24	12
Returns		27	22
		4	3
<b>EXTRA POINTS/ATTEMPTS</b>			
		52/53	25/30
<b>TWO POINT CONVERSION/ATT.</b>			
		2/2	4/6
<b>FIELD GOALS/ATTEMPTS</b>			
		26/29	16/24
<b>AVG. TIME OF POSSESSION</b>			
		31:22	28:38

* SCORE BY PERIODS		Q1	Q2	Q3	Q4	OT	PTS
TEAM		118	147	99	104	0	468
OPPONENTS		49	86	49	113	6	303

SCORING		TD	RU	PA	RT	K-PAT	FG	2PT	S	PTS
J. Tucker		0	0	0	0	52/53	26/29	0	0	130
J. Dobbins		9	9	0	0	0/0	0/0	2	0	58
M. Brown		8	0	8	0	0/0	0/0	0	0	48
M. Andrews		7	0	7	0	0/0	0/0	0	0	42
L. Jackson		7	7	0	0	0/0	0/0	0	0	42
G. Edwards		6	6	0	0	0/0	0/0	0	0	36
M. Boykin		4	0	4	0	0/0	0/0	0	0	24
W. Snead IV		3	0	3	0	0/0	0/0	0	0	18
N. Boyle		2	0	2	0	0/0	0/0	0	0	12
D. Bryant		2	0	2	0	0/0	0/0	0	0	12
M. Ingram II		2	2	0	0	0/0	0/0	0	0	12
C. Clark		1	0	0	1	0/0	0/0	0	0	6
D. Duvernay		1	0	0	1	0/0	0/0	0	0	6
L. Fort		1	0	0	1	0/0	0/0	0	0	6
P. Queen		1	0	0	1	0/0	0/0	0	0	6
P. Ricard		1	0	1	0	0/0	0/0	0	0	6
M. Humphrey		0	0	0	0	0/0	0/0	0	1	2
M. Judon		0	0	0	0	0/0	0/0	0	1	2
TEAM		55	24	27	4	52/53	26/29	2	4	468
OPPONENTS		37	12	22	3	25/30	16/24	4	0	303

* RUSHING	NO.	YDS	AVG	LONG	TD
L. Jackson	159	1,005	6.3	50t	7
J. Dobbins	134	805	6.0	72t	9
G. Edwards	144	723	5.0	36	6
M. Ingram II	72	299	4.2	30t	2
D. Duvernay	4	70	17.5	42	0
R. Griffin III	12	69	5.8	39	0
J. Hill	12	60	5.0	19	0
T. Huntley	10	23	2.3	19	0
T. McSorley	5	17	3.4	9	0
M. Brown	1	1	1.0	1	0
M. Skura	1	0	0.0	0	0
P. Ricard	1	-1	-1.0	-1	0
TEAM	555	3,071	5.5	72t	24
OPPONENTS	382	1,740	4.6	74	12

* RECEIVING	TAR	NO.	YDS	AVG	LONG	TD
M. Andrews	88	58	701	12.1	39	7
M. Brown	100	58	769	13.3	70t	8
W. Snead IV	48	33	432	13.1	34	3
D. Duvernay	26	20	201	10.1	39	0
M. Boykin	33	19	266	14.0	43t	4
J. Dobbins	24	18	120	6.7	19	0
N. Boyle	17	14	113	8.1	21	2
G. Edwards	13	9	129	14.3	34	0
P. Ricard	12	9	45	5.0	11	1
D. Bryant	11	6	47	7.8	16	2
M. Ingram II	8	6	50	8.3	18	0
J. Hill	5	5	20	4.0	8	0
J. Proche II	3	1	14	14.0	14	0
L. Willson	3	1	12	12.0	12	0
E. Tomlinson	1	0	0	0.0	0	0
TEAM	392	257	2,919	11.4	70t	27
OPPONENTS	571	380	3,808	10.0	50	22

* INTERCEPTIONS	NO.	YDS	AVG	LONG	TD
M. Peters	4	17	4.3	12	0
T. Bowser	3	53	17.7	25	0
M. Humphrey	1	8	8.0	8	0
C. Clark	1	0	0.0	0	0
P. Queen	1	0	0.0	0	0
TEAM	10	78	7.8	25	0
OPPONENTS	11	58	5.3	33t	2

* OFFENSIVE FUMBLES	FUM	LST	REC	TD
L. Jackson	10	4	4	0
R. Griffin III	1	1	0	0
G. Edwards	1	1	0	0
P. Ricard	1	1	0	0
J. Smith	0	0	1	0
C. Clark	1	0	1	0
M. Peters	1	0	0	0
M. Skura	4	0	0	0
T. Phillips	0	0	1	0
N. Boyle	0	0	1	0
M. Ingram II	0	0	2	0
T. Huntley	0	0	1	0
P. Mekari	1	0	0	0
B. Bozeman	0	0	1	0
W. Snead IV	1	0	0	0
M. Andrews	2	0	0	0
J. Dobbins	2	0	2	0
TEAM	25	7	14	0
OPPONENTS	33	12	11	0

* PUNTING	NO.	YDS	AVG	NET	TB	IN	LG	B
S. Koch	51	2,268	44.5	42.5	1	22	59	0
J. Townsend	2	100	50.0	37.0	0	0	55	0
TEAM	53	2,368	44.7	42.3	1	22	59	0
OPPONENTS	61	2,838	46.5	40.6	6	14	72	0

* PUNT RETURNS	RET	FC	YDS	AVG	LONG	TD
J. Proche II	23	16	198	8.6	20	0
D. Duvernay	4	2	46	11.5	19	0
TEAM	27	18	244	9.0	20	0
OPPONENTS	19	20	108	5.7	28	0

* KICKOFF RETURNS	NO.	YDS	AVG	LONG	TD
D. Duvernay	21	578	27.5	93t	1
M. Brown	1	30	30.0	30	0
W. Snead IV	1	5	5.0	5	0
TEAM	23	613	26.7	93t	1
OPPONENTS	30	634	21.1	66	0

* FIELD GOALS	1-19	20-29	30-39	40-49	50+
J. Tucker	0/0	8/8	6/7	9/9	3/5
TEAM	0/0	8/8	6/7	9/9	3/5
OPPONENTS	0/0	4/4	5/6	7/10	0/4

J. Tucker: (41G) (32G, 39G, 47G, 20G) (26G, 42G) (46G) (46G, 61WR, 39G) (46G, 55G, 46G) (51G) (48G) (24G) (30G, 27G, 29G) (-) (36WL, 35G, 22G) (55G) (46G, 57WL) (20G, 28G) (34G)  
 OPP: (41WR) (44G, 35G, 45G) (42WL) (54LU, 43G) (38G) (52WR) (43G) (20G) (40G, 40G, 22G) (25G, 27G) (31G, 40WR, 53WL, 52WR) (39WL) (31G, 42G) (38G)

2-Pt Conv: J. Dobbins 1, J. Dobbins 1, TM 2-2, OPP 4-6

SACKS: M. Judon 6.0, C. Campbell 4.0, P. Queen 3.0, P. McPhee 3.0, J. Ward 3.0, Y. Ngakoue 3.0, M. Humphrey 2.5, D. Elliott 2.5, C. Board 2.5, T. Bowser 2.0, J. Ferguson 2.0, C. Clark 1.5, J. Smith 1.0, M. Peters 1.0, J. Madubuike 1.0, D. Wolfe 1.0, TM 39.0, OPP 32.0

* PASSING	ATT	CMP	YDS	CMP%	YDS/ATT	TD	TD%	INT	INT%	LONG	SACK/LOST	RATING
L. Jackson	376	242	2,757	64.4	7.3	26	6.9	9	2.4	47	29/160	99.3
R. Griffin III	14	8	42	57.1	3.0	0	0.0	2	14.3	9	3/20	22.6
T. McSorley	10	3	90	30.0	9.0	1	10.0	0	0.0	70t	0/0	97.9
T. Huntley	5	3	15	60.0	3.0	0	0.0	0	0.0	8	0/0	64.6
S. Koch	1	1	15	100.0	15.0	0	0.0	0	0.0	15	0/0	118.8
TEAM	406	257	2,919	63.3	7.2	27	6.7	11	2.7	70t	32/180	95.7
OPPONENTS	596	380	3,808	63.8	6.4	22	3.7	10	1.7	50	39/272	87.2



# 2020 DEFENSIVE STATISTICS

## 2020 REGULAR SEASON BALTIMORE RAVENS DEFENSIVE STATS (THROUGH WEEK 17)

PLAYER	TOTAL	TKL.	ASST	TFL	SACKS/YDS.	QBH	FR	FF	INT./YDS.	PD
Queen, Patrick	105	65	40	9	3.0/17.0	10	2	2	1/0	2
Clark, Chuck	96	57	39	3	1.5/11.0	4	3	2	1/0	4
Humphrey, Marlon	82	70	12	4	2.5/14.5	4	0	8	1/8	11
Elliott, DeShon	80	51	29	3	2.5/14.0	5	0	2	0/0	4
Peters, Marcus	52	46	6	1	1.0/10.0	1	2	4	4/17	9
Wolfe, Derek	51	19	32	6	1.0/5.0	4	1	0	0/0	2
Judon, Matthew	50	32	18	9	6.0/44.0	21	0	0	0/0	2
Fort, L.J.	46	28	18	2	0.0/0.0	1	2	1	0/0	2
Harrison, Malik	36	21	15	1	0.0/0.0	0	0	0	0/0	1
Bowser, Tyus	34	17	17	4	2.0/23.0	14	0	0	3/53	5
McPhee, Pernell	34	26	8	3	3.0/22.0	15	0	0	0/0	1
Williams, Brandon	33	19	14	2	0.0/0.0	1	0	0	0/0	2
Ferguson, Jaylon	30	21	9	7	2.0/25.0	5	1	0	0/0	1
Campbell, Calais	28	18	10	5	4.0/27.5	10	0	0	0/0	6
Averett, Anthony	27	22	5	0	0.0/0.0	0	0	0	0/0	7
Smith, Jimmy	27	23	4	2	1.0/1.0	1	1	0	0/0	1
Board, Chris	24	15	9	2	2.5/11.0	5	0	1	0/0	1
Madubuike, Justin	19	11	8	2	1.0/7.0	2	0	0	0/0	0
Ellis, Justin	17	6	11	0	0.0/0.0	0	0	0	0/0	1
Ward, Jihad	16	7	9	4	3.0/23.0	8	0	0	0/0	2
Williams, Tramon	13	10	3	0	0.0/0.0	2	0	0	0/0	1
Ngakoue, Yannick	11	11	0	2	3.0/17.0	3	0	2	0/0	1
Harris, Davontae	8	7	1	0	0.0/0.0	0	0	0	0/0	1
Bonds, Terrell	5	5	0	0	0.0/0.0	0	0	0	0/0	0
Gilchrist, Marcus	3	3	0	0	0.0/0.0	0	0	0	0/0	0
Levine Sr., Anthony	3	3	0	0	0.0/0.0	0	1	0	0/0	0
Washington, Broderick	2	0	2	0	0.0/0.0	0	0	0	0/0	0
Young, Tavon	2	2	0	0	0.0/0.0	0	0	0	0/0	0
Crawford, Aaron	1	0	1	0	0.0/0.0	0	0	0	0/0	0
Dorsey, Khalil	1	1	0	0	0.0/0.0	0	0	0	0/0	0
<b>TOTALS</b>	<b>936</b>	<b>616</b>	<b>320</b>	<b>71</b>	<b>39.0/272.0</b>	<b>116</b>	<b>13</b>	<b>22</b>	<b>10/78</b>	<b>67</b>

ASST=Assist, TFL=Tackle for a Loss, Int.=Interception, FR=Fumble Recovery, FF=Forced Fumble, PD=Pass Defense

2020 RAVENS SPECIAL TEAMS			
PLAYER	TTL.	SOLO	ASST.
Hill, Justice	9	6	3
Harrison, Malik	8	5	3
Board, Chris	7	5	2
Fort, L.J.	7	4	3
Welch, Kristian	5	3	2
Levine Sr., Anthony	4	1	3
Richards, Jordan	4	3	1
Boykin, Miles	2	2	0
Cox, Morgan	2	1	1
Desir, Pierre	2	2	0
Harris, Davontae	2	2	0
Moore, Chris	2	2	0
Alaka, Otaru	1	0	1
Bonds, Terrell	1	1	0
Dorsey, Khalil	1	1	0
Queen, Patrick	1	1	0
Tucker, Justin	1	1	0
Williams, Tramon	1	0	1
<b>TOTALS</b>	<b>60</b>	<b>40</b>	<b>20</b>

DEFENSIVE STATS BY RANK									
SACKS		INTERCEPTIONS		TACKLES FOR LOSS		PASSES DEFENSED		QBH	
PLAYER	NO.	PLAYER	NO.	PLAYER	NO.	PLAYER	NO.	PLAYER	NO.
Judon, Matthew	6.0	Peters, Marcus	4	Judon, Matthew	9	Humphrey, Marlon	11	Judon, Matthew	21
Campbell, Calais	4.0	Bowser, Tyus	3	Queen, Patrick	9	Peters, Marcus	9	McPhee, Pernell	15
McPhee, Pernell	3.0	Clark, Chuck	3	Ferguson, Jaylon	7	Averett, Anthony	7	Bowser, Tyus	14
Ngakoue, Yannick	3.0	Humphrey, Marlon	1	Wolfe, Derek	6	Campbell, Calais	6	Campbell, Calais	10
Queen, Patrick	3.0	Queen, Patrick	1	Campbell, Calais	5	Bowser, Tyus	5	Queen, Patrick	10
Ward, Jihad	3.0			Bowser, Tyus	4	Clark, Chuck	4	Ward, Jihad	8
Board, Chris	2.5			Humphrey, Marlon	4	Elliott, DeShon	4	Board, Chris	5
Elliott, DeShon	2.5			Ward, Jihad	4	Fort, L.J.	2	Elliott, DeShon	5
Humphrey, Marlon	2.5			Clark, Chuck	3	Judon, Matthew	2	Ferguson, Jaylon	5
Bowser, Tyus	2.0			Elliott, DeShon	3	Queen, Patrick	2	Clark, Chuck	4
Ferguson, Jaylon	2.0			McPhee, Pernell	3	Ward, Jihad	2	Humphrey, Marlon	4
Clark, Chuck	1.5			Board, Chris	2	Williams, Brandon	2	Wolfe, Derek	4
Madubuike, Justin	1.0			Fort, L.J.	2	Wolfe, Derek	2	Ngakoue, Yannick	3
Peters, Marcus	1.0			Madubuike, Justin	2	Board, Chris	1	Madubuike, Justin	2
Smith, Jimmy	1.0			Ngakoue, Yannick	2	Ellis, Justin	1	Williams, Tramon	2
Wolfe, Derek	1.0			Smith, Jimmy	2	Ferguson, Jaylon	1	Fort, L.J.	1
				Williams, Brandon	2	Harris, Davontae	1	Peters, Marcus	1
				Harrison, Malik	1	Harrison, Malik	1	Smith, Jimmy	1
				Peters, Marcus	1	McPhee, Pernell	1	Williams, Brandon	1
						Ngakoue, Yannick	1		
						Smith, Jimmy	1		
						Williams, Tramon	1		

FORCED FUMBLES		FUMBLE RECOVERIES	
PLAYER	NO.	PLAYER	NO.
Humphrey, Marlon	8	Clark, Chuck	3
Peters, Marcus	4	Fort, L.J.	2
Clark, Chuck	2	Peters, Marcus	2
Elliott, DeShon	2	Queen, Patrick	2
Ngakoue, Yannick	2	Ferguson, Jaylon	1
Queen, Patrick	2	Levine Sr., Anthony	1
Board, Chris	1	Smith, Jimmy	1
Fort, L.J.	1	Wolfe, Derek	1

# 2020 POSTSEASON STATISTICS

WON 1, LOST 1 HEAD COACH: JOHN HARBAUGH

01/10	W	AFC Wild Card Playoff Game	20-13 at Tennessee	14,029
01/16	L	AFC Divisional Playoff Game	3-17 at Buffalo	6,772

TEAM STATISTICS	BAL	OPP.
<b>FIRST DOWNS</b>	<b>41</b>	<b>29</b>
Rushing	24	2
Passing	15	23
Penalty	2	4
Third Down-Made/Att	14/30	8/25
Third Down Efficiency	46.7%	32.0%
Fourth Down-Made/Att	0/2	1/1
Fourth Down Efficiency	0.0%	100.0%
<b>TOTAL NET YARDS</b>	<b>741</b>	<b>429</b>
Avg. Per Game	370.5	214.5
Total Plays	137	104
Avg. Per Play	5.4	4.1
<b>NET YARDS RUSHING</b>	<b>386</b>	<b>83</b>
Avg. Per Game	193.0	41.5
Total Rushes	67	38
Avg. Per Rush	5.8	2.2
<b>NET YARDS PASSING</b>	<b>355</b>	<b>346</b>
Avg. Per Game	177.5	173.0
Sacked/Yards Lost	9/46	3/25
Gross Yards	401	371
Attempts/Completions	61/37	63/41
Pct. of Completion	60.7%	65.1%
Had Intercepted	2	1
<b>PUNTS/AVERAGE</b>	<b>6/44.0</b>	<b>9/41.7</b>
Net Punting Average	41.3	39.4
<b>PUNT RETURN/AVG.</b>	<b>0/0</b>	<b>3/5.3</b>
<b>KICKOFF RETURN/AVG.</b>	<b>1/20.0</b>	<b>3/24.0</b>
<b>INTERCEPTION RETURN/AVG.</b>	<b>1/13.0</b>	<b>2/50.5</b>
<b>PENALTIES/YARDS</b>	<b>13/119</b>	<b>4/21</b>
<b>FUMBLES/BALL LOST</b>	<b>5/0</b>	<b>1/0</b>
<b>TOUCHDOWNS</b>	<b>2</b>	<b>3</b>
Rushing	2	0
Passing	0	2
Returns	0	1
<b>EXTRA POINTS/ATTEMPTS</b>	<b>2/2</b>	<b>3/3</b>
<b>TWO POINT CONVERSION/ATT.</b>	<b>0/0</b>	<b>0/0</b>
<b>FIELD GOALS/ATTEMPTS</b>	<b>3/6</b>	<b>3/5</b>
<b>AVG. TIME OF POSSESSION</b>	<b>34:36</b>	<b>25:24</b>

* SCORE BY PERIODS	Q1	Q2	Q3	Q4	OT	PTS
TEAM	0	13	7	3	0	23
OPPONENTS	13	0	14	3	0	30

SCORING	TD	RU	PA	RT	K-PAT	FG	2PT	S	PTS
J. Tucker	0	0	0	0	2/2	3/6	0	0	11
J. Dobbins	1	1	0	0	0/0	0/0	0	0	6
L. Jackson	1	1	0	0	0/0	0/0	0	0	6
<b>TEAM</b>	<b>2</b>	<b>2</b>	<b>0</b>	<b>0</b>	<b>2/2</b>	<b>3/6</b>	<b>0</b>	<b>0</b>	<b>23</b>
<b>OPPONENTS</b>	<b>3</b>	<b>0</b>	<b>2</b>	<b>1</b>	<b>3/3</b>	<b>3/5</b>	<b>0</b>	<b>0</b>	<b>30</b>

SACKS: P. McPhee 1.0, D. Wolfe 1.0, M. Judon 1.0, TM 3.0, OPP 9.0

* PASSING	ATT	CMP	YDS	CMP%	YDS/ATT	TD	TD%	INT	INT%	LONG	SACK/LOST	RATING
L. Jackson	48	31	341	64.6	7.1	0	0.0	2	4.2	31	8/38	68.1
T. Huntley	13	6	60	46.2	4.6	0	0.0	0	0.0	29	1/8	59.8
<b>TEAM</b>	<b>61</b>	<b>37</b>	<b>401</b>	<b>60.7</b>	<b>6.6</b>	<b>0</b>	<b>0.0</b>	<b>2</b>	<b>3.3</b>	<b>31</b>	<b>9/46</b>	<b>66.4</b>
<b>OPPONENTS</b>	<b>63</b>	<b>41</b>	<b>371</b>	<b>65.1</b>	<b>5.9</b>	<b>2</b>	<b>3.2</b>	<b>1</b>	<b>1.6</b>	<b>35</b>	<b>3/25</b>	<b>84.8</b>

* RUSHING	NO.	YDS	AVG	LONG	TD
L. Jackson	25	170	6.8	48t	1
J. Dobbins	19	85	4.5	13	1
G. Edwards	18	80	4.4	12	0
T. Huntley	3	32	10.7	19	0
M. Brown	2	19	9.5	15	0
<b>TEAM</b>	<b>67</b>	<b>386</b>	<b>5.8</b>	<b>48t</b>	<b>2</b>
<b>OPPONENTS</b>	<b>38</b>	<b>83</b>	<b>2.2</b>	<b>12</b>	<b>0</b>

* RECEIVING	TAR	NO.	YDS	AVG	LONG	TD
M. Brown	16	11	196	17.8	30	0
M. Andrews	17	8	69	8.6	17	0
W. Snead IV	7	7	34	4.9	9	0
J. Dobbins	6	4	45	11.3	31	0
P. Ricard	5	4	37	9.3	11	0
M. Boykin	5	3	20	6.7	11	0
D. Bryant	2	0	0	0.0	0	0
J. Hill	1	0	0	0.0	0	0
<b>TEAM</b>	<b>59</b>	<b>37</b>	<b>401</b>	<b>10.8</b>	<b>31</b>	<b>0</b>
<b>OPPONENTS</b>	<b>61</b>	<b>41</b>	<b>371</b>	<b>9.0</b>	<b>35</b>	<b>2</b>

* INTERCEPTIONS	NO.	YDS	AVG	LONG	TD
M. Peters	1	13	13.0	13	0
<b>TEAM</b>	<b>1</b>	<b>13</b>	<b>13.0</b>	<b>13</b>	<b>0</b>
<b>OPPONENTS</b>	<b>2</b>	<b>101</b>	<b>50.5</b>	<b>101t</b>	<b>1</b>

* OFFENSIVE FUMBLES	FUM	LST	REC	TD
P. Mekari	2	0	0	0
L. Jackson	1	0	3	0
T. Huntley	1	0	1	0
G. Edwards	1	0	0	0
M. Skura	0	0	1	0
<b>TEAM</b>	<b>5</b>	<b>0</b>	<b>5</b>	<b>0</b>
<b>OPPONENTS</b>	<b>1</b>	<b>0</b>	<b>0</b>	<b>0</b>

* PUNTING	NO.	YDS	AVG	NET	TB	IN	LG	B
S. Koch	6	264	44.0	41.3	0	1	55	0
<b>TEAM</b>	<b>6</b>	<b>264</b>	<b>44.0</b>	<b>41.3</b>	<b>0</b>	<b>1</b>	<b>55</b>	<b>0</b>
<b>OPPONENTS</b>	<b>9</b>	<b>375</b>	<b>41.7</b>	<b>39.4</b>	<b>1</b>	<b>6</b>	<b>53</b>	<b>0</b>

* PUNT RETURNS	RET	FC	YDS	AVG	LONG	TD
D. Duvernay	0	4	0	0.0	0	0
<b>TEAM</b>	<b>0</b>	<b>4</b>	<b>0</b>	<b>0.0</b>	<b>0</b>	<b>0</b>
<b>OPPONENTS</b>	<b>3</b>	<b>0</b>	<b>16</b>	<b>5.3</b>	<b>8</b>	<b>0</b>

* KICKOFF RETURNS	NO.	YDS	AVG	LONG	TD
D. Duvernay	1	20	20.0	20	0
<b>TEAM</b>	<b>1</b>	<b>20</b>	<b>20.0</b>	<b>20</b>	<b>0</b>
<b>OPPONENTS</b>	<b>3</b>	<b>72</b>	<b>24.0</b>	<b>26</b>	<b>0</b>

* FIELD GOALS	1-19	20-29	30-39	40-49	50+
J. Tucker	0/0	0/0	2/2	0/2	1/2
<b>TEAM</b>	<b>0/0</b>	<b>0/0</b>	<b>2/2</b>	<b>0/2</b>	<b>1/2</b>
<b>OPPONENTS</b>	<b>0/0</b>	<b>2/2</b>	<b>0/0</b>	<b>1/3</b>	<b>0/0</b>

J. Tucker: (33G, 52WR, 51G) (41LU, 46RU, 34G)  
OPP: (45G, 25G) (28G, 43WR, 44WL)

2-Pt Conv: TM 0-0, OPP 0-0

# 2020 POSTSEASON DEFENSIVE STATISTICS

2020 POSTSEASON BALTIMORE RAVENS DEFENSIVE STATS											
PLAYER	TOTAL	TKL.	ASST	TFL	SACKS/YDS.	QBH	FR	FF	INT./YDS.	PD	
Peters, Marcus	9	7	2	0	0.0/0.0	0	0	0	1/13	1	
Elliott, DeShon	8	6	2	0	0.0/0.0	0	0	0	0/0	1	
Clark, Chuck	7	4	3	1	0.0/0.0	0	0	0	0/0	0	
Humphrey, Marlon	7	5	2	0	0.0/0.0	0	0	0	0/0	1	
McPhee, Pernell	7	6	1	1	1.0/6.0	1	0	0	0/0	0	
Wolfe, Derek	7	5	2	1	1.0/7.0	2	0	0	0/0	0	
Fort, L.J.	6	5	1	2	0.0/0.0	1	0	0	0/0	0	
Judon, Matthew	6	5	1	1	1.0/12.0	2	0	1	0/0	0	
Williams, Brandon	6	3	3	0	0.0/0.0	0	0	0	0/0	0	
Smith, Jimmy	5	3	2	0	0.0/0.0	0	0	0	0/0	0	
Campbell, Calais	4	1	3	0	0.0/0.0	1	0	0	0/0	1	
Queen, Patrick	4	3	1	0	0.0/0.0	1	0	0	0/0	0	
Bowser, Tyus	3	2	1	1	0.0/0.0	0	0	0	0/0	1	
Madubuike, Justin	3	2	1	0	0.0/0.0	0	0	0	0/0	1	
Ward, Jihad	3	3	0	1	0.0/0.0	0	0	0	0/0	0	
Williams, Tramon	3	2	1	0	0.0/0.0	0	0	0	0/0	0	
Harrison, Malik	2	0	2	0	0.0/0.0	0	0	0	0/0	0	
Averett, Anthony	1	1	0	0	0.0/0.0	0	0	0	0/0	0	
Board, Chris	1	1	0	0	0.0/0.0	0	0	0	0/0	0	
Ellis, Justin	1	1	0	0	0.0/0.0	0	0	0	0/0	0	
<b>TOTALS</b>	<b>93</b>	<b>65</b>	<b>28</b>	<b>8</b>	<b>3.0/25.0</b>	<b>8</b>	<b>0</b>	<b>1</b>	<b>1/13</b>	<b>6</b>	

ASST=Assist, TFL=Tackle for a Loss, Int.=Interception, FR=Fumble Recovery, FF=Forced Fumble, PD=Pass Defense

2020 RAVENS SPECIAL TEAMS			
PLAYER	TTL.	SOLO	ASST.
Harrison, Malik	2	0	2
Averett, Anthony	1	1	0
Bowser, Tyus	1	1	0
Duvernay, Devin	1	0	1
Elliott, DeShon	1	1	0
Levine Sr., Anthony	1	1	0
Richards, Jordan	1	1	0
Welch, Kristian	1	0	1
<b>TOTALS</b>	<b>9</b>	<b>5</b>	<b>4</b>

DEFENSIVE STATS BY RANK									
SACKS		INTERCEPTIONS		TACKLES FOR LOSS		PASSES DEFENSED		QBH	
PLAYER	NO.	PLAYER	NO.	PLAYER	NO.	PLAYER	NO.	PLAYER	NO.
Judon, Matthew	1.0	Peters, Marcus	1	Fort, L.J.	2	Bowser, Tyus	1	Judon, Matthew	2
McPhee, Pernell	1.0			Bowser, Tyus	1	Campbell, Calais	1	Wolfe, Derek	2
Wolfe, Derek	1.0			Clark, Chuck	1	Elliott, DeShon	1	Campbell, Calais	1
				Judon, Matthew	1	Humphrey, Marlon	1	Fort, L.J.	1
				McPhee, Pernell	1	Madubuike, Justin	1	McPhee, Pernell	1
				Ward, Jihad	1	Peters, Marcus	1	Queen, Patrick	1
				Wolfe, Derek	1				

FORCED FUMBLES		FUMBLE RECOVERIES	
PLAYER	NO.	PLAYER	NO.
Judon, Matthew	1		

## 2020 RAVENS HONOR ROLL

### T ORLANDO BROWN JR.

- Pro Bowl

### DE CALAIS CAMPBELL

- Pro Bowl
- AFC Def. Player of the Week (Week 6 at Phi.)

### LS MORGAN COX

- Pro Bowl (starter)
- First-team All-Pro (AP)

### CB MARLON HUMPHREY

- Pro Bowl

### QB Lamar Jackson

- AFC Offensive Player of the Week (Week 1 vs. Cle.)
- AFC Offensive Player of the Week (Week 14 at Cle.)
- Team MVP (local Baltimore media)

### OLB MATTHEW JUDON

- Pro Bowl

### RS JAMES PROCHE II

- All-Rookie Team (PFWA)

### LB Patrick Queen

- All-Rookie Team (PFWA)
- AFC Defensive Player of the Week (Week 5 vs. Cin.)

### FB PATRICK RICARD

- Pro Bowl (starter)

### K JUSTIN TUCKER

- Pro Bowl (starter)
- Second-team All-Pro (AP)
- All-NFL (PFWA)



Two-time 2020 AFC Offensive Player of the Week Lamar Jackson escapes the pocket and looks to throw in a victory vs. NYG (12/27/20).

\*7 Pro Bowlers, 4 Player of the Week Awards, 1 first-team All-Pro, 1 second-team All-Pro, 1 All-NFL (PFWA), 2 All-Rookies (PFWA), 1 Team MVP (local Baltimore Media)





# 2020 POSTSEASON PLAYER PARTICIPATION

PLAYERS	@ TEN	@ BUF	GP	GS	DNP	IN
	1/10	1/16				
Aaron Adeoye	PS	PS	0	0	0	0
Otaro Alaka	IR	IR	0	0	0	0
Mark Andrews	TE	P	2	1	0	0
Anthony Averett	P	DB	2	1	0	0
Chris Board	P	P	2	0	0	0
Terrell Bonds	PS	PS	0	0	0	0
Tyus Bowser	P	P	2	0	0	0
Miles Boykin	WR	WR	2	2	0	0
Nick Boyle	IR	IR	0	0	0	0
Bradley Bozeman	LG	LG	2	2	0	0
Ben Bredeson	IR	IR	0	0	0	0
Jake Breeleand	R/NFIN	R/NFIN	0	0	0	0
Marquise Brown	P	WR	2	1	0	0
Orlando Brown Jr.	LT	LT	2	2	0	0
Dez Bryant	P	P	2	0	0	0
Calais Campbell	DT	DT	2	2	0	0
Chuck Clark	SS	SS	2	2	0	0
Trystan Colon	X	X	0	0	2	0
Morgan Cox	P	P	2	0	0	0
Aaron Crawford	PS	PS	0	0	0	0
Sean Culkin	PS	PS	0	0	0	0
Pierre Desir	PS	N	0	0	0	1
J.K. Dobbins	RB	P	2	1	0	0
Khalil Dorsey	IR	IR	0	0	0	0
Devin Duvernay	P	P	2	0	0	0
Gus Edwards	P	RB	2	1	0	0
Parker Ehinger	PS	PS/IR	0	0	0	0
DeShon Elliott	FS	FS	2	2	0	0
Justin Ellis	P	N	1	0	0	1
Jaylon Ferguson	N	N	0	0	0	2
D.J. Fluker	P	P	2	0	0	0
L.J. Fort	WLB	P	2	1	0	0
Robert Griffin III	IR	IR	0	0	0	0
Davontae Harris	IR	IRD	0	0	0	0
Malik Harrison	MLB	P	2	1	0	0
Justice Hill	P	P	2	0	0	0
Braxton Hoyett	PS	PS	0	0	0	0
Marlon Humphrey	RCB	DB	2	2	0	0
Tyler Huntley	X	P	1	0	1	0
Mark Ingram II	N	N	0	0	0	2
Lamar Jackson	QB	QB	2	2	0	0
Matthew Judon	SAM	SAM	2	2	0	0
Jayron Kearse	PS	PS	0	0	0	0
Sam Koch	P	P	2	0	0	0
Anthony Levine Sr.	P	P	2	0	0	0
Justin Madubuike	P	P	2	0	0	0
Greg Mancz	NOR	PS	0	0	0	0
Iman Marshall	IR	IR	0	0	0	0
Pernell McPhee	RUSH	P	2	1	0	0
Trace McSorley	IR	IR	0	0	0	0
Patrick Mekari	C	C	2	2	0	0
Jordan Mills	NOR	PS	0	0	0	0
Chris Moore	N	P	1	0	0	1
Jaylon Moore	PS	PS	0	0	0	0
Nick Moore	PS	PS	0	0	0	0
Yannick Ngakoué	P	RUSH	2	1	0	0
Marcus Peters	LCB	CB	2	2	0	0
Tyre Phillips	RT	RG	2	2	0	0
Ben Powers	RG	RG	2	2	0	0
R.J. Prince	N	PS	0	0	0	1
James Proche II	N	N	0	0	0	2
Patrick Queen	P	MLB	2	1	0	0
Patrick Ricard	FB	FB	2	2	0	0
Jordan Richards	P	P	2	0	0	0
Chauncey Rivers	PS	PS	0	0	0	0
Matt Skura	P	P	2	0	0	0
Jimmy Smith	P	CB	2	1	0	0
Willie Snead IV	P	PR	2	1	0	0
Ronnie Stanley	IR	IR	0	0	0	0
Eric Tomlinson	TE	P	2	1	0	0
Johnny Townsend	N	N	0	0	0	2
Justin Tucker	P	P	2	0	0	0
Jihad Ward	P	P	2	0	0	0
Nigel Warrior	PS	PS	0	0	0	0
Broderick Washington	N	N	0	0	0	2
Kristian Welch	P	P	2	0	0	0
Antoine Wesley	IR	IR	0	0	0	0
DeAndrew White	IR	IR	0	0	0	0
Brandon Williams	NT	NT	2	2	0	0
Tramon Williams	X	P	1	0	1	0
Ty'Son Williams	PS	PS	0	0	0	0
Derek Wolfe	DE	P	2	1	0	0
Eli Wolf	PS	PS	0	0	0	0
Tavon Young	IR	IR	0	0	0	0

**LEGEND:**  
 Bold=Starters, P=Player was a substitution, X=Did Not Play (Non-injury), N=On Inactive List, PS=Practice Squad, IR=Injured Reserve, IRD=Injured Reserve - Designated For Return, PSIR=Practice Squad/Injured Reserve, R/NFIN=Reserve/NFIN, NOR=Not on Roster

# 2020 GAME-BY-GAME STARTERS

2020 REGULAR SEASON												
OFFENSE												
DATE	OPPONENT	WR	LT	LG	C	RG	RT	TE	QB	FB	RB	WR
9/13	Cleveland	Willie Snead IV/ Miles Boykin	Ronnie Stanley	Bradley Bozeman	Matt Skura	<u>Tyre Phillips</u>	Orlando Brown Jr.	Nick Boyle	Lamar Jackson	Patrick Ricard	Mark Ingram II	--
9/20	at Houston	Miles Boykin/ Willie Snead IV	Ronnie Stanley	Bradley Bozeman	Matt Skura	<u>Tyre Phillips</u>	Orlando Brown Jr.	Nick Boyle	Lamar Jackson	--	Mark Ingram II	Marquise Brown
9/28	Kansas City	Willie Snead IV	Ronnie Stanley	Bradley Bozeman	Matt Skura	<u>Tyre Phillips</u>	Orlando Brown Jr.	Nick Boyle	Lamar Jackson	Patrick Ricard	Mark Ingram II	Marquise Brown
10/4	at Washington	Miles Boykin	Orlando Brown Jr.	Bradley Bozeman	Matt Skura	<u>Tyre Phillips</u>	D.J. Fluker	Mark Andrews/ Nick Boyle	Lamar Jackson	--	Mark Ingram II	Marquise Brown
10/11	Cincinnati	Willie Snead IV	Ronnie Stanley	Bradley Bozeman	Matt Skura	Patrick Mekari	Orlando Brown Jr.	Nick Boyle	Lamar Jackson	Patrick Ricard	Mark Ingram II	Marquise Brown
10/18	at Philadelphia	Willie Snead IV/ Miles Boykin	Ronnie Stanley	Bradley Bozeman	Matt Skura	<u>Tyre Phillips</u>	Orlando Brown Jr.	Nick Boyle	Lamar Jackson	--	Mark Ingram II	Marquise Brown
11/1	Pittsburgh	Miles Boykin	Ronnie Stanley	Bradley Bozeman	Matt Skura	<u>Tyre Phillips</u>	Orlando Brown Jr.	Nick Boyle	Lamar Jackson	Patrick Ricard	Gus Edwards	Marquise Brown
11/8	at Indianapolis	Willie Snead IV/ Miles Boykin	Orlando Brown Jr.	Bradley Bozeman	Matt Skura	Patrick Mekari	D.J. Fluker	Nick Boyle	Lamar Jackson	--	Gus Edwards	Marquise Brown
11/15	at New England	Miles Boykin	Orlando Brown Jr.	Bradley Bozeman	Matt Skura	Patrick Mekari	D.J. Fluker	Nick Boyle/ Mark Andrews	Lamar Jackson	--	Mark Ingram II	Marquise Brown
11/22	Tennessee	Willie Snead IV	Orlando Brown Jr.	Bradley Bozeman	Patrick Mekari	Ben Powers	D.J. Fluker	Matt Skura	Lamar Jackson	Patrick Ricard	Gus Edwards	Marquise Brown
12/2	at Pittsburgh	Miles Boykin/ Devin Duvernay	Orlando Brown Jr.	Bradley Bozeman	<u>Trystan Colon</u>	Ben Powers	D.J. Fluker	Eric Tomlinson	Robert Griffin III	--	Gus Edwards	Marquise Brown
12/8	Dallas	Miles Boykin/ Devin Duvernay	Orlando Brown Jr.	Bradley Bozeman	Patrick Mekari	Ben Powers	<u>Tyre Phillips</u>	--	Lamar Jackson	Patrick Ricard	Mark Ingram II	Marquise Brown
12/14	at Cleveland	Marquise Brown	Orlando Brown Jr.	Bradley Bozeman	Patrick Mekari	Ben Powers	<u>Tyre Phillips</u>	Matt Skura	Lamar Jackson	Patrick Ricard	Mark Ingram II	Miles Boykin
12/20	Jacksonville	Willie Snead IV/ Marquise Brown	Orlando Brown Jr.	Bradley Bozeman	Patrick Mekari	Ben Powers	D.J. Fluker	--	Lamar Jackson	Patrick Ricard	Gus Edwards	Miles Boykin
12/27	N.Y. Giants	Miles Boykin	Orlando Brown Jr.	Bradley Bozeman	Patrick Mekari	Ben Powers	D.J. Fluker	Matt Skura/ Eric Tomlinson	Lamar Jackson	Patrick Ricard	<u>J.K. Dobbins</u>	--
1/3	at Cincinnati	Miles Boykin/ Marquise Brown	Orlando Brown Jr.	Bradley Bozeman	<u>Trystan Colon</u>	Ben Powers	D.J. Fluker	--	Lamar Jackson	Patrick Ricard	Gus Edwards	<u>Devin Duvernay</u>

2020 REGULAR SEASON													
DEFENSE													
DATE	OPPONENT	DT	NT	DE	RUSH	MLB	WLB	SAM	LCB	SS	FS	RCB	DB
9/13	Cleveland	Calais Campbell	Brandon Williams	Derek Wolfe	Pernell McPhee	<u>Patrick Queen</u>	<u>Malik Harrison</u>	Matthew Judon	Marlon Humphrey	Chuck Clark	DeShon Elliott	Marcus Peters	--
9/20	at Houston	Calais Campbell	Brandon Williams	--	Pernell McPhee	<u>Patrick Queen</u>	L.J. Fort	Matthew Judon	Marlon Humphrey	Chuck Clark	DeShon Elliott	Marcus Peters	Anthony Levine Sr.
9/28	Kansas City	Calais Campbell	Brandon Williams	--	Pernell McPhee	<u>Patrick Queen</u>	L.J. Fort	Matthew Judon	Marcus Peters	Chuck Clark	DeShon Elliott	Jimmy Smith	Marlon Humphrey
10/4	at Washington	Calais Campbell	Brandon Williams	--	Pernell McPhee	<u>Patrick Queen</u>	L.J. Fort	Matthew Judon	Marcus Peters	Chuck Clark	DeShon Elliott	Anthony Averett	Marlon Humphrey
10/11	Cincinnati	Calais Campbell	Brandon Williams	--	Pernell McPhee	<u>Patrick Queen</u>	L.J. Fort	Matthew Judon	Marcus Peters	Chuck Clark	DeShon Elliott	Jimmy Smith	Marlon Humphrey
10/18	at Philadelphia	Calais Campbell	Justin Ellis	--	Pernell McPhee	<u>Patrick Queen</u>	L.J. Fort	Matthew Judon	Marcus Peters	Chuck Clark	DeShon Elliott	Jimmy Smith	Marlon Humphrey
11/1	Pittsburgh	Calais Campbell	Brandon Williams	--	Pernell McPhee	<u>Patrick Queen</u> / Chris Board	L.J. Fort	Matthew Judon	Marcus Peters	Chuck Clark	DeShon Elliott	Marlon Humphrey	--
11/8	at Indianapolis	Calais Campbell	Brandon Williams	--	Yannick Ngakoue	<u>Patrick Queen</u>	<u>Malik Harrison</u>	Matthew Judon	Marcus Peters	Chuck Clark	DeShon Elliott	Jimmy Smith	Terrell Bonds
11/15	at New England	<u>Justin Madubuike</u>	Brandon Williams	Derek Wolfe	Yannick Ngakoue	<u>Patrick Queen</u>	<u>Malik Harrison</u>	Matthew Judon	Marcus Peters	Chuck Clark	DeShon Elliott	Marlon Humphrey	--
11/22	Tennessee	<u>Justin Madubuike</u>	Justin Ellis	Derek Wolfe	Pernell McPhee	<u>Patrick Queen</u>	<u>Malik Harrison</u>	Matthew Judon	Marcus Peters	Chuck Clark	DeShon Elliott	Marlon Humphrey	--
12/2	at Pittsburgh	--	Justin Ellis	Derek Wolfe	Yannick Ngakoue	<u>Patrick Queen</u>	L.J. Fort	Jaylon Ferguson	Marcus Peters	Chuck Clark	DeShon Elliott	Jimmy Smith	Marlon Humphrey
12/8	Dallas	Calais Campbell	Brandon Williams	Derek Wolfe	Pernell McPhee	<u>Patrick Queen</u>	--	Tyus Bowser	Marcus Peters	Chuck Clark	DeShon Elliott	Davontae Harris	Marlon Humphrey
12/14	at Cleveland	Calais Campbell	Brandon Williams	Derek Wolfe	Pernell McPhee	<u>Patrick Queen</u>	Chris Board	Matthew Judon	Marcus Peters	Chuck Clark	DeShon Elliott	Marlon Humphrey	--
12/20	Jacksonville	<u>Justin Madubuike</u>	Brandon Williams	Derek Wolfe	Pernell McPhee	<u>Patrick Queen</u>	<u>Malik Harrison</u>	Matthew Judon	Anthony Averett	Chuck Clark	DeShon Elliott	Marlon Humphrey	--
12/27	N.Y. Giants	Calais Campbell	Brandon Williams	Derek Wolfe	Pernell McPhee	<u>Patrick Queen</u>	<u>Malik Harrison</u>	Matthew Judon	Marlon Humphrey	Chuck Clark	DeShon Elliott	Anthony Averett	--
1/3	at Cincinnati	Calais Campbell	Brandon Williams	--	Pernell McPhee	<u>Patrick Queen</u>	L.J. Fort	Tyus Bowser	Marcus Peters	Chuck Clark	DeShon Elliott	Anthony Averett	Marlon Humphrey

Rookies underlined.

2020 POSTSEASON												
OFFENSE												
DATE	OPPONENT	WR	LT	LG	C	RG	RT	TE	QB	FB	RB	
1/10	at Tennessee	Miles Boykin	Orlando Brown Jr.	Bradley Bozeman	Patrick Mekari	Ben Powers	<u>Tyre Phillips</u>	Mark Andrews/ Eric Tomlinson	Lamar Jackson	Patrick Ricard	<u>J.K. Dobbins</u>	
1/16	at Buffalo	Willie Snead IV/ Marquise Brown/ Miles Boykin	Orlando Brown Jr.	Bradley Bozeman	Patrick Mekari	Ben Powers	<u>Tyre Phillips</u>	--	Lamar Jackson	Patrick Ricard	Gus Edwards	

2020 POSTSEASON													
DEFENSE													
DATE	OPPONENT	DT	NT	DE	RUSH	MLB	WLB	SAM	LCB	FS	SS	RCB	DB
1/10	at Tennessee	Calais Campbell	Brandon Williams	Derek Wolfe	Pernell McPhee	<u>Malik Harrison</u>	L.J. Fort	Matthew Judon	Marcus Peters	DeShon Elliott	Chuck Clark	Marlon Humphrey	--
1/16	at Buffalo	Calais Campbell	Brandon Williams	--	Yannick Ngakoue	<u>Patrick Queen</u>	--	Matthew Judon	Marcus Peters	DeShon Elliott	Chuck Clark	Anthony Averett	Marlon Humphrey/ Jimmy Smith

Rookies underlined.



# HOW THE 2020 RAVENS WERE BUILT

YEAR	DRAFTEES (33)	FREE AGENTS (24)	TRADES (3)
2006	P Sam Koch (6a)		
2011	CB Jimmy Smith (1)		
2012		DB/LB Anthony Levine Sr. (FA '12)	
2013	DT Brandon Williams (3)		
2015	TE Nick Boyle (5a) *		
2016	T Ronnie Stanley (1) * CB Tavon Young (4a) * WR/RS Chris Moore (4b) OLB Matthew Judon (5)		
2017	CB Marlon Humphrey (1) OLB Tyus Bowser (2) S Chuck Clark (6)		
2018	QB Lamar Jackson (1b) T Orlando Brown Jr. (3a) TE Mark Andrews (3b) CB Anthony Averett (4a) S DeShon Elliott (6a) G/C Bradley Bozeman (6c)	QB Robert Griffin III (FA '18) * WR/RS Willie Snead IV (RSFA NO '18)	
2019	WR Marquise Brown (1) OLB Jaylon Ferguson (3a) WR Miles Boykin (3b) RB Justice Hill (4a) G Ben Powers (4b) CB Iman Marshall (4c) * QB Trace McSorley (6) *	DT Justin Ellis (FA '19) RB Mark Ingram II (UFA NO '19) OLB Pernell McPhee (UFA Was. '19) S Jordan Richards (FA '19) DE Jihad Ward (FA '19)	CB Marcus Peters (TR LAR '19)
2020	ILB Patrick Queen (1) RB J.K. Dobbins (2) DT Justin Madubuike (3a) WR Devin Duvernay (3b) ILB Malik Harrison (3c) G/T Tyre Phillips (3d) G Ben Bredeson (4) * DT Broderick Washington (5) WR James Proche II (6)	WR Dez Bryant (FA '20) TE Sean Culkin (FA '20) ^ DB Pierre Desir (FA '20) G Parker Ehinger (FA '20) z G/T D.J. Fluker (FA '20) CB Davontae Harris (FA '20) phi DT Braxton Hoyett (FA '20) ^ S Jayron Kearse (FA '20) ^ C Greg Mancz (FA '20) ^ T Jordan Mills (FA '20) ^ LS Nick Moore (FA '20) ^ G/T R.J. Prince (FA '20) ^ TE Eric Tomlinson (FA '20) WR DeAndrew White (FA '20) * CB Tramon Williams (FA '20) DE Derek Wolfe (UFA Den. '20)	DE Calais Campbell (TR Jax. '20) DE Yannick Ngakoue (TR Min. '20)

Key: \*Injured Reserve, ^Practice Squad, RSFA = Restricted Free Agent, TR = Trade, UFA = Unrestricted Free Agent, delta = Reserve/NFL, Sigma = Practice Squad/Injured Reserve, phi = Injured Reserve - Designated For Return

# 2020 GAME-BY-GAME OFFENSE

2020 REGULAR SEASON RAVENS GAME-BY-GAME OFFENSE																	
	09/13	09/20	09/28	10/04	10/11	10/18	11/01	11/08	11/15	11/22	12/02	12/08	12/14	12/20	12/27	01/03	Totals
	CLE	@ HOU	KC	@ WAS	CIN	@ PHI	PIT	@ IND	@ NE	TEN	@ PIT	DAL	@ CLE	JAX	NYG	@ CIN	
<b>FIRST DOWNS</b>																	
Total	23	23	16	18	17	17	25	19	19	21	10	19	25	26	25	24	327
Rushing	7	11	8	7	6	7	13	9	7	9	8	16	13	11	15	19	166
Passing	16	11	5	10	10	10	11	9	11	9	1	2	9	13	10	5	142
Penalty	0	1	3	1	1	0	1	1	1	3	1	1	3	2	0	0	19
<b>THIRD DOWNS</b>																	
Attempts	11	14	9	11	15	16	15	13	13	15	13	11	11	12	11	17	207
Converted	6	5	3	5	7	6	8	5	6	9	3	5	6	8	8	11	101
Percentage	54.5%	35.7%	33.3%	45.5%	46.7%	37.5%	53.3%	38.5%	46.2%	60.0%	23.1%	45.5%	54.5%	66.7%	72.7%	64.7%	48.8%
<b>FOURTH DOWNS</b>																	
Attempts	0	2	1	2	1	0	2	1	3	0	1	1	1	2	0	2	19
Converted	0	2	0	2	0	0	1	1	1	0	1	1	1	1	0	1	12
Percentage	0	100.0%	0.0%	100.0%	0.0%	0	50.0%	100.0%	33.3%	0	100.0%	100.0%	100.0%	50.0%	0	50.0%	63.2%
<b>TOT. OFFENSE</b>																	
Net Yards	381	407	228	350	332	355	457	266	357	306	219	401	385	409	432	525	5,810
Plays	58	65	53	56	62	67	79	63	64	63	49	54	57	64	66	73	993
Avg./Play	6.6	6.3	4.3	6.3	5.4	5.3	5.8	4.2	5.6	4.9	4.5	7.4	6.8	6.4	6.5	7.2	5.9
<b>RUSHING</b>																	
Net Yards	111	230	158	144	161	182	265	110	115	129	129	294	231	159	249	404	3,071
Rush. Att.	30	37	21	32	24	37	47	38	28	33	28	37	32	37	40	54	555
Avg./Att.	3.7	6.2	7.5	4.5	6.7	4.9	5.6	2.9	4.1	3.9	4.6	7.9	7.2	4.3	6.2	7.5	5.5
<b>PASSING</b>																	
Net Yards	270	177	70	206	171	173	192	156	242	177	90	107	154	250	183	121	2,739
Attempts	26	24	28	23	37	27	28	23	34	29	18	17	21	26	26	19	406
Completions	21	18	15	15	19	16	13	19	24	17	9	12	12	19	17	11	257
Completion Pct	80.8%	75.0%	53.6%	65.2%	51.4%	59.3%	46.4%	82.6%	70.6%	58.6%	50.0%	70.6%	57.1%	73.1%	65.4%	57.9%	63.3%
Avg. Gain Per Pass Play	9.6	6.3	2.2	8.6	4.5	5.8	6.0	6.2	6.7	5.9	4.3	6.3	6.2	9.3	7.0	6.4	6.3
Intercepted	0	0	0	2	1	0	2	0	1	1	1	1	0	1	0	1	11
Gross Yards	284	204	97	208	180	186	208	170	249	186	110	107	176	250	183	121	2,919
Sacked	2.0	4.0	4.0	1.0	1.0	3.0	4.0	2.0	2.0	1.0	3.0	0.0	4.0	1.0	0.0	0.0	32.0
Yards Lost	14	27	27	2	9	13	16	14	7	9	20	0	22	0	0	0	180
<b>PENALTIES</b>																	
Number	7	3	6	5	4	12	9	5	8	6	7	4	8	4	10	6	104
Yards	66	21	45	30	25	132	110	55	64	81	86	23	69	40	65	49	961
<b>FUMBLES</b>																	
Number	2	0	3	0	0	2	4	3	3	0	1	1	1	4	1	0	25
Lost	1	0	1	0	0	0	2	1	0	0	1	0	0	0	1	0	7
<b>PUNTING</b>																	
Yards	125	94	147	141	177	325	119	268	151	126	321	34	172	0	68	100	2,368
Punts	3	2	3	3	4	7	3	6	3	3	7	1	4	0	2	2	53
Net Avg.	41.3	42.0	46.7	48.0	38.3	43.6	38.0	41.2	50.3	42.0	45.0	34.0	41.8	0.0	31.0	37.0	42.3
Gross Avg.	41.7	47.0	49.0	47.0	44.3	46.4	39.7	44.7	50.3	42.0	45.9	34.0	43.0	0.0	34.0	50.0	44.7
Touchbacks	0	0	0	0	1	0	0	0	0	0	0	0	0	0	0	0	1
Punts Blocked	0	0	0	0	0	0	0	0	0	0	0	0	0	0	0	0	0
Punt Returns	2	1	1	3	3	5	1	2	0	1	2	0	0	2	2	2	27
Punt Return Yards	26	8	16	28	10	43	15	13	0	7	9	0	0	23	36	10	244
Punt Return Avg.	13.0	8.0	16.0	9.3	3.3	8.6	15.0	6.5	0	7.0	4.5	0	0	11.5	18.0	5.0	9.0
<b>SCORING</b>																	
Points	38	33	20	31	27	30	24	24	17	24	14	34	47	40	27	38	468
Q1	10	3	3	7	10	14	7	7	0	3	7	7	7	9	14	10	118
Q2	14	17	7	14	7	3	10	0	10	11	0	10	14	17	6	7	147
Q3	7	3	3	7	3	7	0	7	7	7	0	7	13	7	0	21	99
Q4	7	10	7	3	7	6	7	10	0	3	7	10	13	7	7	0	104
OT	0	0	0	0	0	0	0	0	0	0	0	0	0	0	0	0	0
TD Rushing	2	1	0	2	0	2	1	2	0	1	1	2	5	2	1	2	24
TD Passing	3	1	1	2	2	1	2	0	2	1	1	2	1	3	2	3	27
TD KO Returns	0	0	1	0	0	0	0	0	0	0	0	0	0	0	0	0	1
TD Punt Returns	0	0	0	0	0	0	0	0	0	0	0	0	0	0	0	0	0
TD Sp. Teams	0	0	0	0	0	0	0	0	0	0	0	0	0	0	0	0	0
TD Def. Returns	0	1	0	0	1	1	0	1	0	0	0	0	0	0	0	0	4
Total TDs	5	3	2	4	3	3	3	3	2	2	2	4	6	5	3	5	55
PAT Attempts	5	3	2	4	3	3	3	3	2	2	2	4	6	5	3	5	55
PAT Made	5	3	2	4	3	3	3	3	2	2	2	4	5	5	3	5	54
FG Attempts	1	4	2	1	3	3	1	1	1	3	0	3	1	2	2	1	29
FG Made	1	4	2	1	2	3	1	1	1	3	0	2	1	1	2	1	26
Safety	0	0	0	0	0	0	0	0	0	0	0	0	1	1	0	0	2
2-Pt Attempts	0	0	0	0	0	0	0	0	0	1	0	0	1	0	0	0	2
2-Pt Made	0	0	0	0	0	0	0	0	0	1	0	0	1	0	0	0	2
Time of Possession	29:58	34:51	26:04	29:22	25:21	36:30	35:22	33:26	32:34	31:06	26:21	27:34	28:03	31:48	35:09	40:31	504:00
<b>KICKOFFS</b>																	
Kickoff Returns	2	3	2	0	1	1	1	1	1	2	2	1	3	1	2	0	23
Kickoff Return Yards	64	55	119	0	30	37	20	23	24	54	44	28	71	5	39	0	613
Kickoff Return Avg.	32.0	18.3	59.5	0	30.0	37.0	20.0	23.0	24.0	27.0	22.0	28.0	23.7	5.0	19.5	0	26.7

# 2020 POSTSEASON GAME-BY-GAME OFFENSE

2020 POSTSEASON RAVENS GAME-BY-GAME OFFENSE			
	01/10 @ TEN	01/16 @ BUF	Totals
<b>FIRST DOWNS</b>			
Total	22	19	41
Rushing	13	11	24
Passing	8	7	15
Penalty	1	1	2
<b>THIRD DOWNS</b>			
Attempts	13	17	30
Converted	7	7	14
Percentage	53.8%	41.2%	46.7%
<b>FOURTH DOWNS</b>			
Attempts	0	2	2
Converted	0	0	0
Percentage	0	0.0%	0.0%
<b>TOT. OFFENSE</b>			
Net Yards	401	340	741
Plays	64	73	137
Avg./Play	6.3	4.7	5.4
<b>RUSHING</b>			
Net Yards	236	150	386
Rush. Att.	35	32	67
Avg./Att.	6.7	4.7	5.8
<b>PASSING</b>			
Net Yards	165	190	355
Attempts	24	37	61
Completions	17	20	37
Completion Pct	70.8%	54.1%	60.7%
Avg. Gain Per Pass Play	5.7	4.6	5.1
Intercepted	1	1	2
Gross Yards	179	222	401
Sacked	5.0	4.0	9.0
Yards Lost	14	32	46
<b>PENALTIES</b>			
Number	5	8	13
Yards	60	59	119
<b>FUMBLES</b>			
Number	0	5	5
Lost	0	0	0
<b>PUNTING</b>			
Yards	101	163	264
Punts	2	4	6
Net Avg.	46.5	38.8	41.3
Gross Avg.	50.5	40.8	44.0
Touchbacks	0	0	0
Punts Blocked	0	0	0
Punt Returns	0	0	0
Punt Return Yards	0	0	0
Punt Return Avg.	0	0	0
<b>SCORING</b>			
Points	20	3	23
Q1	0	0	0
Q2	10	3	13
Q3	7	0	7
Q4	3	0	3
OT	0	0	0
TD Rushing	2	0	2
TD Passing	0	0	0
TD KO Returns	0	0	0
TD Punt Returns	0	0	0
TD Sp. Teams	0	0	0
TD Def. Returns	0	0	0
Total TDs	2	0	2
PAT Attempts	2	0	2
PAT Made	2	0	2
FG Attempts	3	3	6
FG Made	2	1	3
Safety	0	0	0
2-Pt Attempts	0	0	0
2-Pt Made	0	0	0
Time of Possession	33:38	35:33	69:11
<b>KICKOFFS</b>			
Kickoff Returns	1	0	1
Kickoff Return Yards	20	0	20
Kickoff Return Avg.	20.0	0	20.0



# 2020 GAME-BY-GAME DEFENSE

## 2020 REGULAR SEASON RAVENS GAME-BY-GAME DEFENSE

	09/13	09/20	09/28	10/04	10/11	10/18	11/01	11/08	11/15	11/22	12/02	12/08	12/14	12/20	12/27	01/03	Totals
	CLE	@ HOU	KC	@ WAS	CIN	@ PHI	PIT	@ IND	@ NE	TEN	@ PIT	DAL	@ CLE	JAX	NYG	@ CIN	
<b>FIRST DOWNS</b>																	
Total	20	18	29	24	12	19	19	20	25	26	22	29	33	17	24	10	347
Rushing	6	2	5	6	3	6	3	7	11	8	5	8	10	5	4	7	96
Passing	10	15	22	17	9	10	11	11	10	16	16	20	18	11	16	1	213
Penalty	4	1	2	1	0	3	5	2	4	2	1	1	5	1	4	2	38
<b>THIRD DOWNS</b>																	
Attempts	12	9	13	13	16	12	9	12	11	12	14	15	12	12	10	9	191
Converted	3	3	10	4	3	3	3	2	5	5	6	6	5	5	1	1	65
Percentage	25.0%	33.3%	76.9%	30.8%	18.8%	25.0%	33.3%	16.7%	45.5%	41.7%	42.9%	40.0%	41.7%	41.7%	10.0%	11.1%	34.0%
<b>FOURTH DOWNS</b>																	
Attempts	3	1	2	3	3	3	0	4	1	1	2	4	2	3	3	0	35
Converted	0	0	0	2	2	1	0	2	1	1	0	3	2	1	1	0	16
Percentage	0.0%	0.0%	0.0%	66.7%	66.7%	33.3%	0	50.0%	100.0%	100.0%	0.0%	75.0%	100.0%	33.3%	33.3%	0	45.7%
<b>TOT. OFFENSE</b>																	
Net Yards	306	304	517	343	205	364	221	339	308	423	334	388	493	267	269	195	5,276
Plays	68	57	73	70	65	64	50	65	58	68	71	77	76	56	59	40	1,017
Avg./Play	4.5	5.3	7.1	4.9	3.2	5.7	4.4	5.2	5.3	6.2	4.7	5.0	6.5	4.8	4.6	4.9	5.2
<b>RUSHING</b>																	
Net Yards	138	51	132	69	70	194	48	112	173	173	68	111	138	62	54	147	1,740
Rush. Att.	27	17	31	22	28	18	16	21	39	34	20	28	28	22	12	19	382
Avg./Att.	5.1	3.0	4.3	3.1	2.5	10.8	3.0	5.3	4.4	5.1	3.4	4.0	4.9	2.8	4.5	7.7	4.6
<b>PASSING</b>																	
Net Yards	168	253	385	274	135	170	173	227	135	250	266	277	355	205	215	48	3,536
Attempts	39	36	42	45	30	40	32	44	18	32	51	48	48	29	41	21	596
Completions	21	25	31	32	19	21	21	25	14	23	36	31	29	22	24	6	380
Completion Pct	53.8%	69.4%	73.8%	71.1%	63.3%	52.5%	65.6%	56.8%	77.8%	71.9%	70.6%	64.6%	60.4%	75.9%	58.5%	28.6%	63.8%
Avg. Gain Per Pass Play	4.1	6.3	9.2	5.7	3.6	3.7	5.1	5.2	7.1	7.4	5.2	5.7	7.4	6.0	4.6	2.3	5.6
Intercepted	1	1	0	0	1	0	0	1	0	1	1	1	1	0	0	2	10
Gross Yards	189	275	385	314	183	213	182	227	142	266	266	285	355	226	252	48	3,808
Sacked	2.0	4.0	0.0	3.0	7.0	6.0	2.0	0.0	1.0	2.0	0.0	1.0	0.0	5.0	6.0	0.0	39.0
Yards Lost	21	22	0	40	48	43	9	0	7	16	0	8	0	21	37	0	272
<b>PENALTIES</b>																	
Number	8	4	6	2	5	3	3	4	3	4	5	7	8	7	5	3	77
Yards	80	22	38	20	40	20	30	30	18	44	40	58	75	67	35	29	646
<b>FUMBLES</b>																	
Number	3	1	1	1	3	4	3	2	0	3	3	0	7	2	0	0	33
Lost	2	1	1	1	2	1	1	1	0	0	1	0	0	1	0	0	12
<b>PUNTING</b>																	
Yards	137	140	58	229	351	295	253	204	173	93	177	47	91	110	141	339	2,838
Punts	3	3	1	5	7	6	6	4	4	2	4	1	2	3	3	7	61
Net Avg.	37.0	44.0	42.0	40.2	43.0	42.0	39.7	37.8	43.3	43.0	42.0	47.0	35.5	29.0	35.0	44.1	40.6
Gross Avg.	45.7	46.7	58.0	45.8	50.1	49.2	42.2	51.0	43.3	46.5	44.3	47.0	45.5	36.7	47.0	48.4	46.5
Touchbacks	0	0	0	0	2	0	0	2	0	0	0	0	1	0	0	1	6
Punts Blocked	0	0	0	0	0	0	0	0	0	0	0	0	0	0	0	0	0
Punt Returns	1	1	1	1	1	3	1	4	0	0	2	0	1	0	1	2	19
Punt Return Yards	1	10	7	-3	4	20	5	21	0	0	6	0	5	0	6	26	108
Punt Return Avg.	1.0	10.0	7.0	-3.0	4.0	6.7	5.0	5.3	0	0	3.0	0	5.0	0	6.0	13.0	5.7
<b>SCORING</b>																	
Points	6	16	34	17	3	28	28	10	23	30	19	17	42	14	13	3	303
Q1	6	0	6	0	0	0	7	7	0	7	6	3	7	0	0	0	49
Q2	0	10	21	10	0	0	0	3	13	3	6	7	7	0	3	3	86
Q3	0	0	0	0	0	6	14	0	10	3	0	0	6	7	3	0	49
Q4	0	6	7	7	3	22	7	0	0	11	7	7	22	7	7	0	113
OT	0	0	0	0	0	0	0	0	0	6	0	0	0	0	0	0	6
TD Rushing	0	0	1	2	0	1	1	1	1	1	0	0	4	0	0	0	12
TD Passing	1	1	4	0	0	2	2	0	2	2	1	2	2	2	1	0	22
TD KO Returns	0	0	0	0	0	0	0	0	0	0	0	0	0	0	0	0	0
TD Punt Returns	0	0	0	0	0	0	0	0	0	0	0	0	0	0	0	0	0
TD Sp. Teams	0	0	0	0	0	0	0	0	0	0	0	0	0	0	0	0	0
TD Def. Returns	0	0	0	0	0	0	1	0	0	0	1	0	0	0	0	0	2
Total TDs	1	1	5	2	0	4	4	1	3	3	2	2	6	2	1	0	37
PAT Attempts	1	1	5	2	0	4	4	1	3	2	2	2	6	2	1	0	36
PAT Made	0	1	4	2	0	2	4	1	2	2	1	2	5	2	1	0	29
FG Attempts	1	3	1	2	1	1	0	1	1	3	2	4	1	0	2	1	24
FG Made	0	3	0	1	1	0	0	1	1	3	2	1	0	0	2	1	16
Safety	0	0	0	0	0	0	0	0	0	0	0	0	0	0	0	0	0
2-Pt Attempts	0	0	0	0	0	4	0	0	0	1	0	0	1	0	0	0	6
2-Pt Made	0	0	0	0	0	2	0	0	0	1	0	0	1	0	0	0	4
Time of Possession	30:02	25:09	33:56	30:38	34:39	23:30	24:38	26:34	27:26	33:33	33:39	32:26	31:57	28:12	24:51	19:29	460:39
<b>KICKOFFS</b>																	
Kickoff Returns	0	1	1	2	0	2	2	4	0	3	3	4	1	1	4	2	30
Kickoff Return Yards	0	17	19	30	0	43	48	103	0	47	52	126	16	19	80	34	634
Kickoff Return Avg.	0	17.0	19.0	15.0	0	21.5	24.0	25.8	0	15.7	17.3	31.5	16.0	19.0	20.0	17.0	21.1



# 2020 POSTSEASON GAME-BY-GAME DEFENSE

2020 POSTSEASON RAVENS GAME-BY-GAME DEFENSE			
	01/10 @ TEN	01/16 @ BUF	Totals
<b>FIRST DOWNS</b>			
Total	12	17	29
Rushing	1	1	2
Passing	9	14	23
Penalty	2	2	4
<b>THIRD DOWNS</b>			
Attempts	12	13	25
Converted	4	4	8
Percentage	33.3%	30.8%	32.0%
<b>FOURTH DOWNS</b>			
Attempts	1	0	1
Converted	1	0	1
Percentage	100.0%	0	100.0%
<b>TOT. OFFENSE</b>			
Net Yards	209	220	429
Plays	49	55	104
Avg./Play	4.3	4.0	4.1
<b>RUSHING</b>			
Net Yards	51	32	83
Rush. Att.	22	16	38
Avg./Att.	2.3	2.0	2.2
<b>PASSING</b>			
Net Yards	158	188	346
Attempts	26	37	63
Completions	18	23	41
Completion Pct	69.2%	62.2%	65.1%
Avg. Gain Per Pass Play	5.9	4.8	5.2
Intercepted	1	0	1
Gross Yards	165	206	371
Sacked	1.0	2.0	3.0
Yards Lost	7	18	25
<b>PENALTIES</b>			
Number	2	2	4
Yards	10	11	21
<b>FUMBLES</b>			
Number	0	1	1
Lost	0	0	0
<b>PUNTING</b>			
Yards	228	147	375
Punts	5	4	9
Net Avg.	45.6	31.8	39.4
Gross Avg.	45.6	36.8	41.7
Touchbacks	0	1	1
Punts Blocked	0	0	0
Punt Returns	2	1	3
Punt Return Yards	8	8	16
Punt Return Avg.	4.0	8.0	5.3
<b>SCORING</b>			
Points	13	17	30
Q1	10	3	13
Q2	0	0	0
Q3	0	14	14
Q4	3	0	3
OT	0	0	0
TD Rushing	0	0	0
TD Passing	1	1	2
TD KO Returns	0	0	0
TD Punt Returns	0	0	0
TD Sp. Teams	0	0	0
TD Def. Returns	0	1	1
Total TDs	1	2	3
PAT Attempts	1	2	3
PAT Made	1	2	3
FG Attempts	2	3	5
FG Made	2	1	3
Safety	0	0	0
2-Pt Attempts	0	0	0
2-Pt Made	0	0	0
Time of Possession	26:22	24:27	50:49
<b>KICKOFFS</b>			
Kickoff Returns	2	1	3
Kickoff Return Yards	46	26	72
Kickoff Return Avg.	23.0	26.0	24.0



# GAME 1: BROWNS 6, RAVENS 38

Cleveland (0-1) • Baltimore (1-0)

Sunday, September 13, 2020 • 1:00 PM EDT • M&T Bank Stadium • Baltimore  
Partly Cloudy Temp: 76° F, Humidity: 72%, Wind: SSE 5 mph • Attendance: 0 • Time: 3:01



<b>Cleveland Browns</b> .....	<b>6</b>	<b>0</b>	<b>0</b>	<b>0</b>	<b>—</b>	<b>6</b>
<b>Baltimore Ravens</b> .....	<b>10</b>	<b>14</b>	<b>7</b>	<b>7</b>	<b>—</b>	<b>38</b>

## SCORING DRIVES

TEAM	QTR	TIME	SCORING PLAY	CLE	BAL
Ravens	1	07:41	M.Andrews 5 yd. pass from L.Jackson (J.Tucker kick) (8-49, 4:38)	0	7
Ravens	1	04:38	J.Tucker 41 yd. Field Goal (4-3, 1:30)	0	10
Browns	1	01:41	D.Njoku 1 yd. pass from B.Mayfield (kick failed, hlu) (6-75, 2:57)	6	10
Ravens	2	02:53	J.Dobbins 3 yd. run (J.Tucker kick) (10-99, 5:48)	6	17
Ravens	2	00:06	M.Andrews 9 yd. pass from L.Jackson (J.Tucker kick) (7-69, 0:35)	6	24
Ravens	3	07:48	W.Snead 19 yd. pass from L.Jackson (J.Tucker kick) (6-50, 3:23)	6	31
Ravens	4	13:00	J.Dobbins 2 yd. run (J.Tucker kick) (4-20, 2:00)	6	38

### CLEVELAND BROWNS (HEAD COACH: KEVIN STEFANSKI)

OFFENSE			DEFENSE		
WR	13	O. Beckham Jr.	DE	95	M. Garrett
WR	80	J. Landry	DE	54	O. Vernon
G	75	J. Bitonio	DT	65	L. Ogunjobi
G	77	W. Teller	DT	98	S. Richardson
C	64	J. Tretter	LB	93	B. Goodson
TE	88	H. Bryant	LB	50	J. Phillips
TE	81	A. Hooper	LB	44	S. Takitaki
T	78	J. Conklin	CB	39	J. Mitchell
T	71	J. Willis Jr.	CB	21	D. Ward
QB	6	B. Mayfield	FS	23	A. Sendejo
RB	24	N. Chubb	SS	42	K. Joseph

### BALTIMORE RAVENS (HEAD COACH: JOHN HARBAUGH)

OFFENSE			DEFENSE		
WR	83	W. Snead IV	DT	93	C. Campbell
WR	80	M. Boykin	NT	98	B. Williams
LT	79	R. Stanley	DE	95	D. Wolfe
LG	77	B. Bozeman	RUSH	90	P. McPhee
C	68	M. Skura	MLB	6	P. Queen
RG	74	T. Phillips	WLB	40	M. Harrison
RT	78	O. Brown Jr.	SAM	99	M. Judon
TE	86	N. Boyle	LCB	44	M. Humphrey
QB	8	L. Jackson	SS	36	C. Clark
FB	42	P. Ricard	FS	32	D. Elliott
RB	21	M. Ingram II	RCB	24	M. Peters

**OFFICIALS:** Referee: Ronald Torbert (62), Umpire: Mark Pellis (131), Down Judge: Patrick Holt (106), Line Judge: Jim Mello (48), Field Judge: James Coleman (95), Side Judge: Jonah Monroe (120), Back Judge: Greg Yette (38), Replay Official: Saleem Choudhry

## CLEVELAND BROWNS

PASSING	ATT	CP	YDS	SK/YD	TD	LG	INT	RTG
Baker Mayfield	39	21	189	2/21	1	28	1	65.0
<b>TOTAL</b>	<b>39</b>	<b>21</b>	<b>189</b>	<b>2/21</b>	<b>1</b>	<b>28</b>	<b>1</b>	<b>65.0</b>

RUSHING	ATT	YDS	AVG	LG	TD
Kareem Hunt	13	72	5.5	22	0
Nick Chubb	10	60	6.0	29	0
D'Ernest Johnson	1	5	5.0	5	0
Baker Mayfield	2	3	1.5	4	0
Jamie Gillan	1	-2	-2.0	-2	0
<b>TOTAL</b>	<b>27</b>	<b>138</b>	<b>5.1</b>	<b>29</b>	<b>0</b>

RECEIVING	NO	YDS	AVG	LG	TD
Jarvis Landry	5	61	12.2	20	0
Kareem Hunt	4	9	2.3	8	0
David Njoku	3	50	16.7	28	1
Odell Beckham Jr.	3	22	7.3	16	0
Austin Hooper	2	15	7.5	9	0
KhaDarel Hodge	1	12	12.0	12	0
Rashard Higgins	1	9	9.0	9	0
Nick Chubb	1	6	6.0	6	0
Harrison Bryant	1	5	5.0	5	0
<b>TOTAL</b>	<b>21</b>	<b>189</b>	<b>9.0</b>	<b>28</b>	<b>1</b>

TOP DEFENSE	TOT	SOLO	AST	SCK	YDS	INT
B.J. Goodson	9	5	4	0.0	0.0	0
Sione Takitaki	7	5	2	0.0	0.0	0
Karl Joseph	5	3	2	0.0	0.0	0

FIELD GOALS	FGM/FGA	PERCENT	RESULTS
Austin Seibert	0-1	0.0	41WR
<b>TOTAL</b>	<b>0-1</b>	<b>0.0</b>	

## BALTIMORE RAVENS

PASSING	ATT	CP	YDS	SK/YD	TD	LG	INT	RTG
Lamar Jackson	25	20	275	2/14	3	47	0	152.1
Robert Griffin III	1	1	9	0/0	0	9	0	104.2
<b>TOTAL</b>	<b>26</b>	<b>21</b>	<b>284</b>	<b>2/14</b>	<b>3</b>	<b>47</b>	<b>0</b>	<b>150.6</b>

RUSHING	ATT	YDS	AVG	LG	TD
Lamar Jackson	7	45	6.4	16	0
Mark Ingram II	10	29	2.9	8	0
J.K. Dobbins	7	22	3.1	12	2
Gus Edwards	4	17	4.3	13	0
Patrick Ricard	1	-1	-1.0	-1	0
Robert Griffin III	1	-1	-1.0	-1	0
<b>TOTAL</b>	<b>30</b>	<b>111</b>	<b>3.7</b>	<b>16</b>	<b>2</b>

RECEIVING	NO	YDS	AVG	LG	TD
Marquise Brown	5	101	20.2	47	0
Mark Andrews	5	58	11.6	21	2
Willie Snead IV	4	64	16.0	20	1
Miles Boykin	3	37	12.3	25	0
Nick Boyle	2	3	1.5	4	0
Devin Duvernay	1	12	12.0	12	0
Patrick Ricard	1	9	9.0	9	0
<b>TOTAL</b>	<b>21</b>	<b>284</b>	<b>13.5</b>	<b>47</b>	<b>3</b>

TOP DEFENSE	TOT	SOLO	AST	SCK	YDS	INT
Patrick Queen	8	4	4	1.0	7.0	0
Chuck Clark	6	4	2	0.0	0.0	0
Jihad Ward	6	1	5	0.0	0.0	0

FIELD GOALS	FGM/FGA	PERCENT	RESULTS
Justin Tucker	1-1	100.0	41G
<b>TOTAL</b>	<b>1-1</b>	<b>100.0</b>	

## GAME HIGHLIGHTS

- Under **John Harbaugh**, the Ravens are 10-3 on Kickoff Weekend.
- On Kickoff Weekend during the Harbaugh Era (since 2008), the Ravens have outscored opponents 377-180.
- Baltimore became the first team in NFL history to win three-straight season openers by 30-or-more points (+32 today, +49 in 2019 at Miami and +44 in 2018 vs. Buffalo).
- In his past two season openers, **QB Lamar Jackson** is 37-of-45 (82.2%) passing for 599 yards, 8 TDs, 0 INTs and a perfect 158.3 rating. (Last year at Miami, he had 324 yards and 5 TDs passing.)
- First-round draft pick **LB Patrick Queen** (21 years, 1 month) became the second-youngest Raven ever to start a game. Only RB Jamal Lewis (21 years, 18 days) was younger, doing so in 2000.
- Second-round draft pick **RB J.K. Dobbins** became the first Ravens rookie to tally 2 rushing TDs in his NFL debut.

## TEAM STATISTICS

	BROWNS	RAVENS
First Downs	20	23
3rd-Down Eff. (Made/Att/Pct)	3/12/25%	6/11/55%
4th-Down Eff. (Made/Att/Pct)	0/3/0%	0/0/0%
Total Net Yards	306	381
Total Plays	68	58
Yards Per Play	4.5	6.6
Rushes/Net Yards	27/138	30/111
Net Passing	168	270
Pass Attempts/Completions	39/21	26/21
Had Intercepted	1	0
Sacked/Yards Lost	2/21	2/14
Punts/Average	3/45.7	3/41.7
Penalties/Yards	8/80	7/66
Fumbles/Lost	3/2	2/1
Possession Time	30:02	29:58





# GAME 2: RAVENS 33, TEXANS 16

Baltimore (2-0) • Houston (0-2)

Sunday, September 20, 2020 • 4:25 PM EDT • NRG Stadium • Houston

Indoors • Attendance: 0 • Time: 2:55



<b>Baltimore Ravens</b> .....	<b>3</b>	<b>17</b>	<b>3</b>	<b>10</b>	<b>—</b>	<b>33</b>
<b>Houston Texans</b> .....	<b>0</b>	<b>10</b>	<b>0</b>	<b>6</b>	<b>—</b>	<b>16</b>

## SCORING DRIVES

TEAM	QTR	TIME	SCORING PLAY	BAL	HOU
Ravens	1	01:14	J.Tucker 32 yd. Field Goal (12-73, 6:57)	3	0
Ravens	2	12:55	P.Ricard 1 yd. pass from L.Jackson (J.Tucker kick) (4-34, 2:05)	10	0
Texans	2	09:45	D.Fells 10 yd. pass from D.Watson (K.Fairbairn kick) (7-75, 3:10)	10	7
Ravens	2	05:31	J.Tucker 39 yd. Field Goal (9-58, 4:14)	13	7
Ravens	2	05:26	L.Fort 22 yd. fumble return (J.Tucker kick)	20	7
Texans	2	00:00	K.Fairbairn 44 yd. Field Goal (7-63, 1:06)	20	10
Ravens	3	06:24	J.Tucker 47 yd. Field Goal (14-60, 8:36)	23	10
Texans	4	14:47	K.Fairbairn 35 yd. Field Goal (14-58, 6:37)	23	13
Ravens	4	11:58	M.Ingram 30 yd. run (J.Tucker kick) (6-75, 2:49)	30	13
Texans	4	08:13	K.Fairbairn 45 yd. Field Goal (10-49, 3:45)	30	16
Ravens	4	03:44	J.Tucker 20 yd. Field Goal (13-71, 4:29)	33	16

### HOUSTON TEXANS (HEAD COACH: BILL O'BRIEN)

OFFENSE			DEFENSE		
QB	4	D. Watson	DE	99	J. Watt
RB	31	D. Johnson	DT	92	B. Dunn
TE	88	J. Akins	LB	59	W. Mercilus
WR	15	W. Fuller V	DE	96	P. Hall
TE	87	D. Fells	LB	41	Z. Cunningham
LT	78	L. Tunsil	LB	55	B. McKinney
LG	74	M. Scharping	CB	21	B. Roby
C	66	N. Martin	CB	26	V. Hargreaves III
RG	73	Z. Fulton	S	20	J. Reid
RT	71	T. Howard	S	23	E. Murray
WR	13	B. Cooks	S	33	A. Moore Jr.

### BALTIMORE RAVENS (HEAD COACH: JOHN HARBAUGH)

OFFENSE			DEFENSE		
WR	80	M. Boykin	DT	93	C. Campbell
WR	83	W. Snead IV	NT	98	B. Williams
LT	79	R. Stanley	RUSH	90	P. McPhee
LG	77	B. Bozeman	MLB	6	P. Queen
C	68	M. Skura	WLB	3	L. Fort
RG	74	T. Phillips	SAM	99	M. Judon
RT	78	O. Brown Jr.	LCB	44	M. Humphrey
TE	86	N. Boyle	SS	36	C. Clark
QB	8	L. Jackson	FS	32	D. Elliott
RB	21	M. Ingram II	RCB	24	M. Peters
WR	5	M. Brown	DB	41	A. Levine Sr.

**OFFICIALS:** Referee: Tony Corrente (99), Umpire: Tab Slaughter (110), Down Judge: Jerry Bergman (91), Down Judge: David Oliver (24), Field Judge: Mearl Robinson (31), Side Judge: Anthony Flemming (90), Back Judge: Todd Prukop (30), Replay Official: Tyler Cerimeli, Replay Assistant: Marvin LeBlanc

## BALTIMORE RAVENS

PASSING	ATT	CP	YDS	SK/YD	TD	LG	INT	RTG
Lamar Jackson	24	18	204	4/27	1	29	0	113.9
<b>TOTAL</b>	<b>24</b>	<b>18</b>	<b>204</b>	<b>4/27</b>	<b>1</b>	<b>29</b>	<b>0</b>	<b>113.9</b>

RUSHING	ATT	YDS	AVG	LG	TD
Gus Edwards	10	73	7.3	22	0
Mark Ingram II	9	55	6.1	30t	1
Lamar Jackson	16	54	3.4	14	0
J.K. Dobbins	2	48	24.0	44	0
<b>TOTAL</b>	<b>37</b>	<b>230</b>	<b>6.2</b>	<b>44</b>	<b>1</b>

RECEIVING	NO	YDS	AVG	LG	TD
Marquise Brown	5	42	8.4	25	0
Miles Boykin	4	38	9.5	14	0
Willie Snead IV	2	29	14.5	22	0
Mark Ingram II	2	22	11.0	18	0
Mark Andrews	1	29	29.0	29	0
Devin Duvernay	1	19	19.0	19	0
J.K. Dobbins	1	13	13.0	13	0
Nick Boyle	1	11	11.0	11	0
Patrick Ricard	1	1	1.0	1t	1
<b>TOTAL</b>	<b>18</b>	<b>204</b>	<b>11.3</b>	<b>29</b>	<b>1</b>

TOP DEFENSE	TOT	SOLO	AST	SCK	YDS	INT
Patrick Queen	9	7	2	0.0	0.0	0
Marlon Humphrey	7	6	1	0.5	0.5	0
Chuck Clark	6	4	2	0.5	4.0	0

FIELD GOALS	FGM/FGA	PERCENT	RESULTS
Justin Tucker	4-4	100.0	32G, 39G, 47G, 20G
<b>TOTAL</b>	<b>4-4</b>	<b>100.0</b>	

## HOUSTON TEXANS

PASSING	ATT	CP	YDS	SK/YD	TD	LG	INT	RTG
Deshaun Watson	36	25	275	4/22	1	38	1	89.5
<b>TOTAL</b>	<b>36</b>	<b>25</b>	<b>275</b>	<b>4/22</b>	<b>1</b>	<b>38</b>	<b>1</b>	<b>89.5</b>

RUSHING	ATT	YDS	AVG	LG	TD
David Johnson	11	34	3.1	9	0
Deshaun Watson	5	17	3.4	8	0
Will Fuller V	1	0	0.0	0	0
<b>TOTAL</b>	<b>17</b>	<b>51</b>	<b>3.0</b>	<b>9</b>	<b>0</b>

RECEIVING	NO	YDS	AVG	LG	TD
Jordan Akins	7	55	7.9	12	0
Brandin Cooks	5	95	19.0	38	0
Randall Cobb	5	59	11.8	23	0
Darren Fells	2	23	11.5	13	1
David Johnson	2	16	8.0	9	0
Kenny Stills	2	16	8.0	13	0
Keke Coutee	2	11	5.5	6	0
<b>TOTAL</b>	<b>25</b>	<b>275</b>	<b>11.0</b>	<b>38</b>	<b>1</b>

TOP DEFENSE	TOT	SOLO	AST	SCK	YDS	INT
Zach Cunningham	15	11	4	1.0	8.0	0
Benardrick McKinney	10	3	7	0.0	0.0	0
Justin Reid	10	8	2	0.0	0.0	0

FIELD GOALS	FGM/FGA	PERCENT	RESULTS
Ka'imi Fairbairn	3-3	100.0	44G, 35G, 45G
<b>TOTAL</b>	<b>3-3</b>	<b>100.0</b>	

## GAME HIGHLIGHTS

- The Ravens won their 14-straight regular season game. Not since Carolina (18-straight during the 2014-15 seasons) has an NFL team won as many regular season games in a row. Baltimore also captured its seventh-straight road victory dating back to 2019.
- Baltimore closed out the win in Houston with 17-straight rushes and held the ball for 9:41 in the fourth quarter.
- With 203 rushing yards (including 186 in the second half), the Ravens surpassed the 200-ground mark for the 26th time under **John Harbaugh**. Baltimore is 24-2 when tallying at least 200 under "Harbs."
- **QB Lamar Jackson** reached 2,000 rushing yards for his career, doing so in just 33 games. He became the fastest quarterback ever to reach the 2,000 mark, surpassing Michael Vick's record of 39 games.
- **LB L.J. Fort's** FR-TD (set up by **CB Marlon Humphrey's** FF), marked Baltimore's NFL-best 10th defensive TD since the 2018 season.

## TEAM STATISTICS

	RAVENS	TEXANS
First Downs	23	18
3rd-Down Eff. (Made/Att/Pct)	5/14/36%	3/9/33%
4th-Down Eff. (Made/Att/Pct)	2/2/100%	0/1/0%
Total Net Yards	407	304
Total Plays	65	57
Yards Per Play	6.3	5.3
Rushes/Net Yards	37/230	17/51
Net Passing	177	253
Pass Attempts/Completions	24/18	36/25
Had Intercepted	0	1
Sacked/Yards Lost	4/27	4/22
Punts/Average	2/47.0	3/46.7
Penalties/Yards	3/21	4/22
Fumbles/Lost	0/0	1/1
Possession Time	34:51	25:09



# GAME 3: CHIEFS 34, RAVENS 20

Kansas City (3-0) • Baltimore (2-1)

Monday, September 28, 2020 • 8:15 PM EDT • M&T Bank Stadium • Baltimore  
Mostly Cloudy Temp: 73° F, Humidity: 84%, Wind: SSE 8 mph • Attendance: 0 • Time: 2:58



<b>Kansas City Chiefs</b> .....	<b>6</b>	<b>21</b>	<b>0</b>	<b>7</b>	<b>—</b>	<b>34</b>
<b>Baltimore Ravens</b> .....	<b>3</b>	<b>7</b>	<b>3</b>	<b>7</b>	<b>—</b>	<b>20</b>

## SCORING DRIVES

TEAM	QTR	TIME	SCORING PLAY	KC	BAL
Ravens	1	09:20	J.Tucker 26 yd. Field Goal (11-67, 5:40)	0	3
Chiefs	1	06:43	P.Mahomes 3 yd. run (kick failed, wl) (6-75, 2:37)	6	3
Chiefs	2	12:52	A.Sherman 5 yd. pass from P.Mahomes (H.Butker kick) (13-68, 6:20)	13	3
Ravens	2	12:40	D.Duvernay 93 yd. kickoff return (J.Tucker kick) (0-0, 0:12)	13	10
Chiefs	2	06:40	T.Hill 20 yd. pass from P.Mahomes (H.Butker kick) (6-73, 3:26)	20	10
Chiefs	2	01:48	M.Hardman 49 yd. pass from P.Mahomes (H.Butker kick) (7-84, 2:51)	27	10
Ravens	3	06:13	J.Tucker 42 yd. Field Goal (12-55, 6:43)	27	13
Ravens	4	14:55	N.Boyle 5 yd. pass from L.Jackson (J.Tucker kick) (6-49, 3:02)	27	20
Chiefs	4	08:14	E.Fisher 2 yd. pass from P.Mahomes (H.Butker kick) (13-75, 6:41)	34	20

### KANSAS CITY CHIEFS (HEAD COACH: ANDY REID)

OFFENSE			DEFENSE		
WR	10	T. Hill	LDE	92	T. Kpassagnon
WR	14	S. Watkins	LDT	91	D. Nnadi
LT	72	E. Fisher	RDT	95	C. Jones
LG	70	K. Osemele	RDE	55	F. Clark
C	62	A. Reiter	LB	53	A. Hitchens
RG	75	M. Remmers	LB	54	D. Wilson
RT	71	M. Schwartz	LB	56	B. Niemann
TE	87	T. Kelce	LCB	38	L. Sneed
QB	15	P. Mahomes	RCB	27	R. Fenton
RB	25	C. Edwards-Helaire	FS	22	J. Thornhill
TE	48	N. Keizer	SS	32	T. Mathieu

### BALTIMORE RAVENS (HEAD COACH: JOHN HARBAUGH)

OFFENSE			DEFENSE		
WR	83	W. Snead IV	DT	93	C. Campbell
LT	79	R. Stanley	NT	98	B. Williams
LG	77	B. Bozeman	RUSH	90	P. McPhee
C	68	M. Skura	MLB	6	P. Queen
RG	74	T. Phillips	WLB	3	L. Fort
RT	78	O. Brown Jr.	SAM	99	M. Judon
TE	86	N. Boyle	LCB	24	M. Peters
QB	8	L. Jackson	SS	36	C. Clark
FB	42	P. Ricard	FS	32	D. Elliott
RB	21	M. Ingram II	RCB	22	J. Smith
WR	5	M. Brown	DB	44	M. Humphrey

**OFFICIALS:** Referee: John Hussey (35), **Back Judge:** Greg Steed (12), **Umpire:** Roy Ellison (81), **Field Judge:** Steve Zimmer (33), **Line Judge:** Mark Steinkerchner (84), **Replay Official:** Kevin Stine, **Side Judge:** Allen Baynes (56), **Down Judge:** Brian Bolinger (40)

## KANSAS CITY CHIEFS

PASSING	ATT	CP	YDS	SK/YD	TD	LG	INT	RTG
Patrick Mahomes	42	31	385	0/0	4	49t	0	133.5
<b>TOTAL</b>	<b>42</b>	<b>31</b>	<b>385</b>	<b>0/0</b>	<b>4</b>	<b>49T</b>	<b>0</b>	<b>133.5</b>

RUSHING	ATT	YDS	AVG	LG	TD
Clyde Edwards-Helaire	20	64	3.2	16	0
Patrick Mahomes	4	26	6.5	12	1
Tyreek Hill	2	25	12.5	22	0
Darwin Thompson	2	11	5.5	10	0
Darrel Williams	2	6	3.0	6	0
Anthony Sherman	1	0	0.0	0	0
<b>TOTAL</b>	<b>31</b>	<b>132</b>	<b>4.3</b>	<b>22</b>	<b>1</b>

RECEIVING	NO	YDS	AVG	LG	TD
Sammy Watkins	7	62	8.9	15	0
Travis Kelce	6	87	14.5	29	0
Tyreek Hill	5	77	15.4	33	1
Clyde Edwards-Helaire	5	70	14.0	24	0
Mecole Hardman	4	81	20.3	49t	1
Darrel Williams	2	1	0.5	5	0
Anthony Sherman	1	5	5.0	5t	1
Eric Fisher	1	2	2.0	2t	1
<b>TOTAL</b>	<b>31</b>	<b>385</b>	<b>12.4</b>	<b>49T</b>	<b>4</b>

TOP DEFENSE	TOT	SOLO	AST	SCK	YDS	INT
Juan Thornhill	6	5	1	0.0	0.0	0
Anthony Hitchens	5	0	5	0.0	0.0	0
Chris Jones	5	3	2	2.0	9.0	0

FIELD GOALS	FGM/FGA	PERCENT	RESULTS
Harrison Butker	0-1	0.0	42WL
<b>TOTAL</b>	<b>0-1</b>	<b>0.0</b>	

## BALTIMORE RAVENS

PASSING	ATT	CP	YDS	SK/YD	TD	LG	INT	RTG
Lamar Jackson	28	15	97	4/27	1	19	0	73.1
<b>TOTAL</b>	<b>28</b>	<b>15</b>	<b>97</b>	<b>4/27</b>	<b>1</b>	<b>19</b>	<b>0</b>	<b>73.1</b>

RUSHING	ATT	YDS	AVG	LG	TD
Lamar Jackson	9	83	9.2	30	0
Gus Edwards	4	39	9.8	24	0
Mark Ingram II	7	30	4.3	11	0
J.K. Dobbins	1	6	6.0	6	0
<b>TOTAL</b>	<b>21</b>	<b>158</b>	<b>7.5</b>	<b>30</b>	<b>0</b>

RECEIVING	NO	YDS	AVG	LG	TD
J.K. Dobbins	4	38	9.5	19	0
Mark Andrews	3	22	7.3	13	0
Marquise Brown	2	13	6.5	7	0
Devin Duvernay	2	7	3.5	7	0
Willie Snead IV	2	4	2.0	4	0
Miles Boykin	1	8	8.0	8	0
Nick Boyle	1	5	5.0	5t	1
<b>TOTAL</b>	<b>15</b>	<b>97</b>	<b>6.5</b>	<b>19</b>	<b>1</b>

TOP DEFENSE	TOT	SOLO	AST	SCK	YDS	INT
Chuck Clark	10	6	4	0.0	0.0	0
Brandon Williams	7	7	0	0.0	0.0	0
Derek Wolfe	6	1	5	0.0	0.0	0

FIELD GOALS	FGM/FGA	PERCENT	RESULTS
Justin Tucker	2-2	100.0	26G, 42G
<b>TOTAL</b>	<b>2-2</b>	<b>100.0</b>	

## GAME HIGHLIGHTS

- Kansas City snapped Baltimore's 14-game winning streak in regular season play. Prior to facing the Chiefs, the Ravens had not lost in the regular season since Week 4 of 2019.
- The Ravens finished with a 7.5 yards-per-carry average, which is the third-highest single-game clip in franchise history (8.37 vs. Cle. on 9/14/03 & 7.7 vs. Det. on 12/13/09).
- With 83 rushing yards, **QB Lamar Jackson** passed Cam Newton for the most rushing yards ever by a QB in his first three NFL seasons: Lamar Jackson – 2,083; Cam Newton – 2,032; Russell Wilson – 1,877; Robert Griffin – 1,480.
- Rookie **WR Devin Duvernay** produced a 93-yard KOR-TD in the second quarter. It marked the NFL's first KOR-TD of 2020 and was the Ravens' sixth KOR-TD since 2011. Only the Vikings (7) have more KOR-TDs since '11.
- Duvernay became the fifth rookie in Ravens history to return a kickoff for a TD: Patrick Johnson (1998), Yamon Figurs (2007), Lardarius Webb (2009) and David Reed (2010).

## TEAM STATISTICS

	CHIEFS	RAVENS
First Downs	29	16
3rd-Down Eff. (Made/Att/Pct)	10/13/77%	3/9/33%
4th-Down Eff. (Made/Att/Pct)	0/2/0%	0/1/0%
Total Net Yards	517	228
Total Plays	73	53
Yards Per Play	7.1	4.3
Rushes/Net Yards	31/132	21/158
Net Passing	385	70
Pass Attempts/Completions	42/31	28/15
Had Intercepted	0	0
Sacked/Yards Lost	0/0	4/27
Punts/Average	1/58.0	3/49.0
Penalties/Yards	6/38	6/45
Fumbles/Lost	1/1	3/1
Possession Time	33:56	26:04



# GAME 4: RAVENS 31, WASHINGTON 17

Baltimore (3-1) • Washington (1-3)

Sunday, October 4, 2020 • 1:00 PM EDT • FedExField • Washington  
Sunny Temp: 65° F, Humidity: 45%, Wind: NE 5 mph • Attendance: 0 • Time: 2:50



<b>Baltimore Ravens</b> .....	<b>7</b>	<b>14</b>	<b>7</b>	<b>3</b>	<b>—</b>	<b>31</b>
<b>Washington</b> .....	<b>0</b>	<b>10</b>	<b>0</b>	<b>7</b>	<b>—</b>	<b>17</b>

## SCORING DRIVES

TEAM	QTR	TIME	SCORING PLAY	BAL	WAS
Ravens	1	02:09	M.Ingram 1 yd. run (J.Tucker kick) (2-34, 0:42)	7	0
Ravens	2	09:56	L.Jackson 50 yd. run (J.Tucker kick) (3-56, 1:30)	14	0
Washington	2	04:41	A.Gibson 2 yd. run (D.Hopkins kick) (10-75, 5:15)	14	7
Ravens	2	01:49	M.Andrews 25 yd. pass from L.Jackson (J.Tucker kick) (8-75, 2:52)	21	7
Washington	2	00:00	D.Hopkins 43 yd. Field Goal (3-12, 0:31)	21	10
Ravens	3	08:42	M.Andrews 22 yd. pass from L.Jackson (J.Tucker kick) (10-75, 6:18)	28	10
Ravens	4	05:16	J.Tucker 46 yd. Field Goal (10-64, 6:19)	31	10
Washington	4	02:05	D.Haskins 1 yd. run (D.Hopkins kick) (4-42, 1:24)	31	17

### WASHINGTON (HEAD COACH: RON RIVERA)

OFFENSE		DEFENSE	
WR 80	D. Inman	DL 91	R. Kerrigan
WR 17	T. McLaurin	DL 94	D. Payne
WR 83	I. Wright	DL 93	J. Allen
G 67	W. Martin	DL 90	M. Sweat
G 71	W. Schweitzer	LB 53	J. Bostic
C 73	C. Roulier	LB 54	K. Pierre-Louis
TE 82	L. Thomas	CB 23	R. Darby
T 74	G. Christian Sr.	CB 29	K. Fuller
T 76	M. Moses	S 30	T. Apke
QB 7	D. Haskins Jr.	S 26	L. Collins
RB 41	J. McKissic	S 31	K. Curi

### BALTIMORE RAVENS (HEAD COACH: JOHN HARBAUGH)

OFFENSE		DEFENSE	
WR 80	M. Boykin	DT 93	C. Campbell
LT 78	O. Brown Jr.	NT 98	B. Williams
LG 77	B. Bozeman	RUSH 90	P. McPhee
C 68	M. Skura	MLB 6	P. Queen
RG 74	T. Phillips	WLB 3	L. Fort
RT 70	D. Fluker	SAM 99	M. Judon
TE 89	M. Andrews	LCB 24	M. Peters
TE 86	N. Boyle	SS 36	C. Clark
QB 8	L. Jackson	FS 32	D. Elliott
RB 21	M. Ingram II	RCB 23	A. Averett
WR 5	M. Brown	DB 44	M. Humphrey

**OFFICIALS:** Referee: Adrian Hill (29), Umpire: Paul King (121), Down Judge: Ed Camp (134), Side Judge: Keith Washington (7), Back Judge: Greg Steed (12), Line Judge: Kevin Codey (16), Field Judge: Dominique Pender (114), Replay Official: Mike Wimmer, Replay Assistant: Desiree Abrams

## BALTIMORE RAVENS

PASSING	ATT	CP	YDS	SK/YD	TD	LG	INT	RTG
Lamar Jackson	21	14	193	1/2	2	33	1	107.8
Sam Koch	1	1	15	0/0	0	15	0	118.8
Robert Griffin III	1	0	0	0/0	0	0	1	0.0
<b>TOTAL</b>	<b>23</b>	<b>15</b>	<b>208</b>	<b>1/2</b>	<b>2</b>	<b>33</b>	<b>2</b>	<b>86.9</b>

RUSHING	ATT	YDS	AVG	LG	TD
Lamar Jackson	7	53	7.6	50t	1
Gus Edwards	9	38	4.2	13	0
Mark Ingram II	8	34	4.3	8	1
J.K. Dobbins	5	16	3.2	14	0
Robert Griffin III	3	3	1.0	5	0
<b>TOTAL</b>	<b>32</b>	<b>144</b>	<b>4.5</b>	<b>50T</b>	<b>2</b>

RECEIVING	NO	YDS	AVG	LG	TD
Marquise Brown	4	86	21.5	33	0
Mark Andrews	3	57	19.0	25t	2
Miles Boykin	2	28	14.0	15	0
Willie Snead IV	2	20	10.0	10	0
Nick Boyle	1	9	9.0	9	0
Devin Duvernay	1	4	4.0	4	0
Mark Ingram II	1	3	3.0	3	0
J.K. Dobbins	1	1	1.0	1	0
<b>TOTAL</b>	<b>15</b>	<b>208</b>	<b>13.9</b>	<b>33</b>	<b>2</b>

TOP DEFENSE	TOT	SOLO	AST	SCK	YDS	INT
Patrick Queen	12	9	3	0.0	0.0	0
Marlon Humphrey	9	8	1	0.0	0.0	0
Chuck Clark	6	3	3	0.0	0.0	0

FIELD GOALS	FGM/FGA	PERCENT	RESULTS
Justin Tucker	1-1	100.0	46G
<b>TOTAL</b>	<b>1-1</b>	<b>100.0</b>	

## WASHINGTON

PASSING	ATT	CP	YDS	SK/YD	TD	LG	INT	RTG
Dwayne Haskins Jr.	45	32	314	3/40	0	40	0	90.4
<b>TOTAL</b>	<b>45</b>	<b>32</b>	<b>314</b>	<b>3/40</b>	<b>0</b>	<b>40</b>	<b>0</b>	<b>90.4</b>

RUSHING	ATT	YDS	AVG	LG	TD
Antonio Gibson	13	46	3.5	10	1
Isaiah Wright	1	9	9.0	9	0
J.D. McKissic	2	6	3.0	5	0
Peyton Barber	3	5	1.7	3	0
Dwayne Haskins Jr.	3	3	1.0	2	1
<b>TOTAL</b>	<b>22</b>	<b>69</b>	<b>3.1</b>	<b>10</b>	<b>2</b>

RECEIVING	NO	YDS	AVG	LG	TD
Terry McLaurin	10	118	11.8	39	0
J.D. McKissic	7	40	5.7	12	0
Antonio Gibson	4	82	20.5	40	0
Dontrelle Inman	4	29	7.3	13	0
Isaiah Wright	4	20	5.0	11	0
Cam Sims	2	17	8.5	9	0
Logan Thomas	1	8	8.0	8	0
<b>TOTAL</b>	<b>32</b>	<b>314</b>	<b>9.8</b>	<b>40</b>	<b>0</b>

TOP DEFENSE	TOT	SOLO	AST	SCK	YDS	INT
Jon Bostic	14	6	8	0.0	0.0	0
Landon Collins	8	4	4	0.0	0.0	0
Kevin Pierre-Louis	6	4	2	0.0	0.0	0

FIELD GOALS	FGM/FGA	PERCENT	RESULTS
Dustin Hopkins	1-2	50.0	54LU, 43G
<b>TOTAL</b>	<b>1-2</b>	<b>50.0</b>	

## GAME HIGHLIGHTS

- The Ravens won their eighth-straight away game, marking the NFL's longest active streak. Baltimore has scored 33.6 ppg and allowed 15.4 ppg in these victories. **QB Lamar Jackson** has thrown 18 TDs and just 5 INTs in these eight road wins, producing a 112.7 passer rating.
- The Ravens successfully converted a fourth-and-9 fake punt in the second quarter when P Sam Koch connected with **WR Miles Boykin** for a 15-yard gain. (This led to a TD catch by TE Mark Andrews later on the drive.) Koch, who is now 7-of-7 passing for 82 yards and a 115.5 career passer rating.
- QB Lamar Jackson** became the fastest QB in league history (35 games) to reach 5,000 passing yards and 2,000 rushing yards. Additionally, Jackson's 50-yard TD run was the longest rushing score by a QB in the last five seasons. (Marcus Mariota – 87 yards in 2015 – was the last with a longer one.)
- With **CB Marlon Humphrey's** FF and subsequent FR by **CB Marcus Peters**, the Ravens forced a turnover in their 17th-consecutive game, marking the second-longest stretch in team history.

## TEAM STATISTICS

	RAVENS	WASHINGTON
First Downs	18	24
3rd-Down Eff. (Made/Att/Pct)	5/11/45%	4/13/31%
4th-Down Eff. (Made/Att/Pct)	2/2/100%	2/3/67%
Total Net Yards	350	343
Total Plays	56	70
Yards Per Play	6.3	4.9
Rushes/Net Yards	32/144	22/69
Net Passing	206	274
Pass Attempts/Completions	23/15	45/32
Had Intercepted	2	0
Sacked/Yards Lost	1/2	3/40
Punts/Average	3/47.0	5/45.8
Penalties/Yards	5/30	2/20
Fumbles/Lost	0/0	1/1
Possession Time	29:22	30:38





# GAME 5: BENGALS 3, RAVENS 27

Cincinnati (1-3-1) • Baltimore (4-1)

Sunday, October 11, 2020 • 1:00 PM EDT • M&T Bank Stadium • Baltimore

Cloudy Temp: 69° F, Humidity: 92%, Wind: ESE 3 mph • Attendance: 0 • Time: 2:57



Cincinnati Bengals	0	0	0	3	—	3
Baltimore Ravens	10	7	3	7	—	27

## SCORING DRIVES

TEAM	QTR	TIME	SCORING PLAY	CIN	BAL
Ravens	1	10:40	J.Tucker 46 yd. Field Goal (6-52, 2:07)	0	3
Ravens	1	00:40	M.Andrews 5 yd. pass from L.Jackson (J.Tucker kick) (15-62, 7:19)	0	10
Ravens	2	14:56	M.Brown 2 yd. pass from L.Jackson (J.Tucker kick) (2-31, 0:24)	0	17
Ravens	3	02:36	J.Tucker 39 yd. Field Goal (7-44, 3:32)	0	20
Ravens	4	08:21	P.Queen 53 yd. fumble return (J.Tucker kick)	0	27
Bengals	4	00:32	R.Bullock 38 yd. Field Goal (14-55, 7:49)	3	27

### CINCINNATI BENGALS (HEAD COACH: ZAC TAYLOR)

OFFENSE			DEFENSE		
WR	83	T. Boyd	DE	94	S. Hubbard
WR	18	A. Green	DE	58	C. Lawson
WR	85	T. Higgins	DT	99	C. Covington
G	60	M. Jordan	DT	98	D. Reader
G	62	A. Redmond	LB	56	J. Bynes
C	66	T. Hopkins	LB	59	A. Davis-Gaither
OT	68	D. Hart	LB	57	G. Pratt
OT	73	J. Williams	CB	22	W. Jackson III
TE	89	D. Sample	CB	38	L. Sims
QB	9	J. Burrow	S	30	J. Bates III
HB	28	J. Mixon	S	24	V. Bell

### BALTIMORE RAVENS (HEAD COACH: JOHN HARBAUGH)

OFFENSE			DEFENSE		
WR	83	W. Snead IV	DT	93	C. Campbell
LT	79	R. Stanley	NT	98	B. Williams
LG	77	B. Bozeman	RUSH	90	P. McPhee
C	68	M. Skura	MLB	6	P. Queen
RG	65	P. Mekari	VLB	3	L. Fort
RT	78	O. Brown Jr.	SAM	9	M. Judon
TE	86	N. Boyle	LCB	24	M. Peters
QB	8	L. Jackson	SS	36	C. Clark
FB	42	P. Ricard	FS	32	D. Elliott
RB	21	M. Ingram II	RCB	22	J. Smith
WR	5	M. Brown	DB	44	M. Humphrey

OFFICIALS: Referee: Jerome Boger (23), Umpire: Barry Anderson (20), Down Judge: Tripp Sutter (37), Line Judge: Rusty Baynes (59), Field Judge: Tra Blake (33), Side Judge: Scott Edwards (3), Back Judge: Brad Freeman (88), Replay Official: Ross Smith, Replay Assistant: Jamaur Law

## CINCINNATI BENGALS

PASSING	ATT	CP	YDS	SK/YD	TD	LG	INT	RTG
Joe Burrow	30	19	183	7/48	0	26	1	66.4
<b>TOTAL</b>	<b>30</b>	<b>19</b>	<b>183</b>	<b>7/48</b>	<b>0</b>	<b>26</b>	<b>1</b>	<b>66.4</b>

RUSHING	ATT	YDS	AVG	LG	TD
Joe Mixon	24	59	2.5	7	0
Joe Burrow	3	10	3.3	6	0
Mike Thomas	1	1	1.0	1	0
<b>TOTAL</b>	<b>28</b>	<b>70</b>	<b>2.5</b>	<b>7</b>	<b>0</b>

RECEIVING	NO	YDS	AVG	LG	TD
Joe Mixon	6	35	5.8	19	0
Tee Higgins	4	62	15.5	26	0
Tyler Boyd	4	42	10.5	14	0
Drew Sample	2	22	11.0	14	0
Auden Tate	1	12	12.0	12	0
Mike Thomas	1	6	6.0	6	0
Giovani Bernard	1	4	4.0	4	0
<b>TOTAL</b>	<b>19</b>	<b>183</b>	<b>9.6</b>	<b>26</b>	<b>0</b>

TOP DEFENSE	TOT	SOLO	AST	SCK	YDS	INT
Josh Bynes	8	2	6	0.0	0.0	0
Jessie Bates III	7	6	1	0.0	0.0	0
Germaine Pratt	6	5	1	0.0	0.0	0

FIELD GOALS	FGM/FGA	PERCENT	RESULTS
Randy Bullock	1-1	100.0	38G
<b>TOTAL</b>	<b>1-1</b>	<b>100.0</b>	

## BALTIMORE RAVENS

PASSING	ATT	CP	YDS	SK/YD	TD	LG	INT	RTG
Lamar Jackson	37	19	180	1/9	2	30	1	71.9
<b>TOTAL</b>	<b>37</b>	<b>19</b>	<b>180</b>	<b>1/9</b>	<b>2</b>	<b>30</b>	<b>1</b>	<b>71.9</b>

RUSHING	ATT	YDS	AVG	LG	TD
Mark Ingram II	11	57	5.2	20	0
Devin Duvernay	1	42	42.0	42	0
J.K. Dobbins	1	34	34.0	34	0
Gus Edwards	7	25	3.6	6	0
Lamar Jackson	2	3	1.5	7	0
Marquise Brown	1	1	1.0	1	0
Robert Griffin III	1	-1	-1.0	-1	0
<b>TOTAL</b>	<b>24</b>	<b>161</b>	<b>6.7</b>	<b>42</b>	<b>0</b>

RECEIVING	NO	YDS	AVG	LG	TD
Marquise Brown	6	77	12.8	30	1
Mark Andrews	6	56	9.3	14	1
J.K. Dobbins	3	21	7.0	9	0
Devin Duvernay	2	17	8.5	9	0
Patrick Ricard	1	7	7.0	7	0
Nick Boyle	1	2	2.0	2	0
<b>TOTAL</b>	<b>19</b>	<b>180</b>	<b>9.5</b>	<b>30</b>	<b>2</b>

TOP DEFENSE	TOT	SOLO	AST	SCK	YDS	INT
Chuck Clark	9	5	4	1.0	7.0	0
Patrick Queen	9	6	3	1.0	6.0	0
Jaylon Ferguson	6	3	3	0.0	0.0	0

FIELD GOALS	FGM/FGA	PERCENT	RESULTS
Justin Tucker	2-3	66.7	46G, 61WR, 39G
<b>TOTAL</b>	<b>2-3</b>	<b>66.7</b>	

## GAME HIGHLIGHTS

- The Ravens improved to 4-1 for the sixth time in franchise history (2000, 2006, 2010, 2011, 2012 & 2020), including for the fourth time under head coach **John Harbaugh**.
- LB Patrick Queen's** 52-yard FR-TD is the fifth-longest FR in Ravens history. It also marks the Ravens' second defensive TD of the season (FR-TD by **LB L.J. Fort** at Hou. in Week 2) and their NFL-high 11th since 2018, when **Don Martindale** became Baltimore's defensive coordinator.
- Baltimore's 7 overall sacks today tie for the fourth most in a game in team history and are the most in a game since producing 7 on 11/17/19 vs. Hou.
- The Ravens' 15 QB hits today tie for their third most dating back to 2006, when the stat began being tracked. (The record is 22 at Cle. in 2006.)
- P Sam Koch** moved into a first-place tie with OLB Terrell Suggs for the most regular season games (229) played in Ravens history. Prior to today, Koch was tied with Ray Lewis (228) for second.

## TEAM STATISTICS

	BENGALS	RAVENS
First Downs	12	17
3rd-Down Eff. (Made/Att/Pct)	3/16/19%	7/15/47%
4th-Down Eff. (Made/Att/Pct)	2/3/67%	0/1/0%
Total Net Yards	205	332
Total Plays	65	62
Yards Per Play	3.2	5.4
Rushes/Net Yards	28/70	24/161
Net Passing	135	171
Pass Attempts/Completions	30/19	37/19
Had Intercepted	1	1
Sacked/Yards Lost	7/48	1/9
Punts/Average	7/50.1	4/44.3
Penalties/Yards	5/40	4/25
Fumbles/Lost	3/2	0/0
Possession Time	34:39	25:21



# GAME 6: RAVENS 30, EAGLES 28

Baltimore (5-1) • Philadelphia (1-4-1)

Sunday, October 18, 2020 • 1:00 PM EDT • Lincoln Financial Field • Philadelphia

Sunny Temp: 61° F, Humidity: 52%, Wind: SE 7 mph • Attendance: 5,500 • Time: 3:31



<b>Baltimore Ravens</b> .....	<b>14</b>	<b>3</b>	<b>7</b>	<b>6</b>	<b>—</b>	<b>30</b>
<b>Philadelphia Eagles</b> .....	<b>0</b>	<b>0</b>	<b>6</b>	<b>22</b>	<b>—</b>	<b>28</b>

## SCORING DRIVES

TEAM	QTR	TIME	SCORING PLAY	BAL	PHI
Ravens	1	08:02	N.Boyle 7 yd. pass from L.Jackson (J.Tucker kick) (9-47, 5:13)	7	0
Ravens	1	00:31	G.Edwards 7 yd. run (J.Tucker kick) (5-28, 2:23)	14	0
Ravens	2	12:12	J.Tucker 46 yd. Field Goal (5-35, 2:00)	17	0
Ravens	3	04:25	L.Jackson 37 yd. run (J.Tucker kick) (5-63, 2:52)	24	0
Eagles	4	13:32	J.Croom 3 yd. pass from C.Wentz (C.Wentz-G.Ward pass) (12-81, 3:04)	24	8
Ravens	4	10:01	J.Tucker 55 yd. Field Goal (7-38, 3:31)	27	8
Ravens	4	07:12	J.Tucker 46 yd. Field Goal (4-2, 2:07)	30	8
Eagles	4	03:48	T.Fulgham 18 yd. pass from C.Wentz (C.Wentz-J.Arcega-Whiteside pass) (11-75, 3:24)	30	16
Eagles	4	01:55	C.Wentz 1 yd. run (run failed) (4-71, 1:16)	30	22

### PHILADELPHIA EAGLES (HEAD COACH: DOUG PEDERSON)

OFFENSE		DEFENSE	
WR 82	J. Hightower	DE 96	D. Barnett
WR 84	G. Ward	DE 55	B. Graham
WR 13	T. Fulgham	DT 91	F. Cox
LG 67	N. Herbig	DT 97	M. Jackson
C 62	J. Kelce	OLB 49	A. Singleton
T 63	J. Driscoll	MLB 47	N. Gerry
T 68	J. Maitata	CB 31	N. Robey-Coleman
RG 66	J. Brown	CB 24	D. Slay
TE 86	Z. Ertz	CB 28	W. Parks
RB 26	M. Sanders	S 23	R. McLeod
QB 11	C. Wentz	S 21	J. Mills

### BALTIMORE RAVENS (HEAD COACH: JOHN HARBAUGH)

OFFENSE		DEFENSE	
WR 83	W. Snead IV	DT 93	C. Campbell
WR 80	M. Boykin	NT 71	J. Ellis
LT 79	R. Stanley	RUSH 90	P. McPhee
LG 77	B. Bozeman	MLB 6	P. Queen
C 68	M. Skura	WLB 3	L. Fort
RG 74	T. Phillips	SAM 99	M. Judon
RT 78	O. Brown Jr.	LCB 24	M. Peters
TE 86	N. Boyle	SS 36	C. Clark
QB 8	L. Jackson	FS 32	D. Elliott
RB 21	M. Ingram II	RCB 22	J. Smith
WR 5	M. Brown	DB 44	M. Humphrey

**OFFICIALS: Referee:** Shawn Smith (14), **Umpire:** Bryan Neale (92), **Down Judge:** Michael Dolce (123), **Field Judge:** Dyrrol Prioleau (109), **Side Judge:** Jimmy Buchanan (86), **Back Judge:** Dino Paganelli (105), **Replay Official:** Kevin Brown, **Line Judge:** Mark Steinkerchner (84)

## BALTIMORE RAVENS

PASSING	ATT	CP	YDS	SK/YD	TD	LG	INT	RTG
Lamar Jackson	27	16	186	3/13	1	32	0	92.5
<b>TOTAL</b>	<b>27</b>	<b>16</b>	<b>186</b>	<b>3/13</b>	<b>1</b>	<b>32</b>	<b>0</b>	<b>92.5</b>

RUSHING	ATT	YDS	AVG	LG	TD
Lamar Jackson	9	108	12.0	37t	1
J.K. Dobbins	9	28	3.1	16	0
Gus Edwards	14	26	1.9	7t	1
Mark Ingram II	5	20	4.0	9	0
<b>TOTAL</b>	<b>37</b>	<b>182</b>	<b>4.9</b>	<b>37T</b>	<b>2</b>

RECEIVING	NO	YDS	AVG	LG	TD
Marquise Brown	4	57	14.3	20	0
Nick Boyle	3	33	11.0	17	1
Devin Duvernay	3	31	10.3	17	0
Mark Andrews	2	21	10.5	11	0
J.K. Dobbins	2	1	0.5	2	0
Willie Snead IV	1	32	32.0	32	0
Miles Boykin	1	11	11.0	11	0
<b>TOTAL</b>	<b>16</b>	<b>186</b>	<b>11.6</b>	<b>32</b>	<b>1</b>

TOP DEFENSE	TOT	SOLO	AST	SCK	YDS	INT
Marlon Humphrey	8	8	0	1.0	6.0	0
L.J. Fort	6	5	1	0.0	0.0	0
Calais Campbell	5	4	1	3.0	23.0	0

FIELD GOALS	FGM/FGA	PERCENT	RESULTS
Justin Tucker	3-3	100.0	46G, 55G, 46G
<b>TOTAL</b>	<b>3-3</b>	<b>100.0</b>	

## GAME HIGHLIGHTS

- **P Sam Koch**, who was a Ravens' sixth-round draft pick in 2006, set the record for the most regular season games (230) played in Ravens history.
- **DE Calais Campbell's** 3 sacks (his 17th-career multi-sack performance) tie him for the second-most games with three-plus sacks since 2014. Campbell also tied a career high with 4 TFL.
- **QB Lamar Jackson** (108 rushing yards) collected his seventh-career 100-yard rushing game. The Ravens have rushed for 100 or more yards in 29-consecutive games.
- For the third time in team history, Baltimore has started a season 5-1, matching the 2000 and 2012 seasons.
- The Ravens have forced a turnover in 19-consecutive games, marking the NFL's longest active streak. The 19-straight games stand as the second-longest stretch in franchise history (28 from 1999-2001).

## PHILADELPHIA EAGLES

PASSING	ATT	CP	YDS	SK/YD	TD	LG	INT	RTG
Carson Wentz	40	21	213	6/43	2	50	0	84.7
<b>TOTAL</b>	<b>40</b>	<b>21</b>	<b>213</b>	<b>6/43</b>	<b>2</b>	<b>50</b>	<b>0</b>	<b>84.7</b>

RUSHING	ATT	YDS	AVG	LG	TD
Miles Sanders	9	118	13.1	74	0
Carson Wentz	5	49	9.8	40	1
Jalen Hurts	2	23	11.5	20	0
Boston Scott	2	4	2.0	5	0
<b>TOTAL</b>	<b>18</b>	<b>194</b>	<b>10.8</b>	<b>74</b>	<b>1</b>

RECEIVING	NO	YDS	AVG	LG	TD
Travis Fulgham	6	75	12.5	19	1
Zach Ertz	4	33	8.3	11	0
Richard Rodgers	3	31	10.3	16	0
Greg Ward	2	19	9.5	13	0
Boston Scott	2	5	2.5	4	0
John Hightower	1	50	50.0	50	0
Jalen Hurts	1	3	3.0	3	0
Jason Croom	1	3	3.0	3t	1
Miles Sanders	1	-6	-6.0	-6	0
<b>TOTAL</b>	<b>21</b>	<b>213</b>	<b>10.1</b>	<b>50</b>	<b>2</b>

TOP DEFENSE	TOT	SOLO	AST	SCK	YDS	INT
Alex Singleton	9	4	5	0.0	0.0	0
Nathan Gerry	8	6	2	0.0	0.0	0
Brandon Graham	6	5	1	2.0	2.0	0

FIELD GOALS	FGM/FGA	PERCENT	RESULTS
Jake Elliott	0-1	0.0	52WR
<b>TOTAL</b>	<b>0-1</b>	<b>0.0</b>	

## TEAM STATISTICS

	RAVENS	EAGLES
First Downs	17	19
3rd-Down Eff. (Made/Att/Pct)	6/16/38%	3/12/25%
4th-Down Eff. (Made/Att/Pct)	0/0/0%	1/3/33%
Total Net Yards	355	364
Total Plays	67	64
Yards Per Play	5.3	5.7
Rushes/Net Yards	37/182	18/194
Net Passing	173	170
Pass Attempts/Completions	27/16	40/21
Had Intercepted	0	0
Sacked/Yards Lost	3/13	6/43
Punts/Average	7/46.4	6/49.2
Penalties/Yards	12/132	3/20
Fumbles/Lost	2/0	4/1
Possession Time	36:30	23:30



# GAME 7: STEELERS 28, RAVENS 24

Pittsburgh (7-0) • Baltimore (5-2)

Sunday, November 1, 2020 • 1:00 PM EST • M&T Bank Stadium • Baltimore

Cloudy, Light Rain Temp: 52° F, Humidity: 97%, Wind: SSW 7 mph • Attendance: 4,345 • Time: 3:19



<b>Pittsburgh Steelers</b> .....	<b>7</b>	<b>0</b>	<b>14</b>	<b>7</b>	<b>—</b>	<b>28</b>
<b>Baltimore Ravens</b> .....	<b>7</b>	<b>10</b>	<b>0</b>	<b>7</b>	<b>—</b>	<b>24</b>

## SCORING DRIVES

TEAM	QTR	TIME	SCORING PLAY	PIT	BAL
Steelers	1	14:06	R.Spillane 33 yd. interception return (C.Boswell kick)	7	0
Ravens	1	08:44	M.Boykin 6 yd. pass from L.Jackson (J.Tucker kick) (9-75, 5:22)	7	7
Ravens	2	07:24	G.Edwards 1 yd. run (J.Tucker kick) (9-80, 5:18)	7	14
Ravens	2	00:00	J.Tucker 51 yd. Field Goal (15-59, 3:44)	7	17
Steelers	3	13:21	E.Ebron 18 yd. pass from B.Roethlisberger (C.Boswell kick) (2-21, 0:43)	13	17
Steelers	3	05:38	J.Conner 1 yd. run (C.Boswell kick) (10-77, 6:10)	21	17
Ravens	4	11:56	M.Brown 3 yd. pass from L.Jackson (J.Tucker kick) (8-53, 3:58)	21	24
Steelers	4	07:29	C.Claypool 8 yd. pass from B.Roethlisberger (C.Boswell kick) (8-80, 4:27)	28	24

### PITTSBURGH STEELERS (HEAD COACH: MIKE TOMLIN)

OFFENSE			DEFENSE		
WR 18	D. Johnson	DE 94	T. Alualu		
WR 19	J. Smith-Schuster	DE 91	S. Tuitt		
LT 78	A. Villanueva	DT 97	C. Heyward		
LG 71	M. Feiler	LB 48	B. Dupree		
C 53	M. Pouncey	LB 41	R. Spillane		
RG 66	D. DeCastro	LB 90	T. Watt		
RT 76	C. Okorafor	LB 98	V. Williams		
TE 85	E. Ebron	CB 23	J. Haden		
TE 89	V. McDonald	CB 22	S. Nelson		
QB 7	B. Roethlisberger	S 34	T. Edmonds		
RB 0	J. Conner	S 39	M. Fitzpatrick		

### BALTIMORE RAVENS (HEAD COACH: JOHN HARBAUGH)

OFFENSE			DEFENSE		
WR 80	M. Boykin	DT 93	C. Campbell		
LT 79	R. Stanley	NT 98	B. Williams		
LG 77	B. Bozeman	RUSH 90	P. McPhee		
C 68	M. Skura	MLB 6	P. Queen		
RG 74	T. Phillips	MLB 49	C. Board		
RT 78	O. Brown Jr.	WLB 3	L. Fort		
TE 86	N. Boyle	SAM 99	M. Judon		
QB 8	L. Jackson	LCB 24	M. Peters		
FB 42	P. Ricard	SS 36	C. Clark		
RB 35	G. Edwards	FS 32	D. Elliott		
WR 5	M. Brown	RCB 44	M. Humphrey		

**OFFICIALS:** Line Judge: Daniel Gallagher, **Replay Official:** Mike Wimmer, **Down Judge:** Danny Short (113), **Side Judge:** Boris Cheek (41), **Field Judge:** Rick Patterson (15), **Umpire:** Bruce Stritesky (102), **Referee:** Brad Allen (122), **Back Judge:** Jimmy Russell (82)

## PITTSBURGH STEELERS

PASSING	ATT	CP	YDS	SK/YD	TD	LG	INT	RTG
Ben Roethlisberger	32	21	182	2/9	2	24	0	101.3
<b>TOTAL</b>	<b>32</b>	<b>21</b>	<b>182</b>	<b>2/9</b>	<b>2</b>	<b>24</b>	<b>0</b>	<b>101.3</b>

RUSHING	ATT	YDS	AVG	LG	TD
James Conner	15	47	3.1	18	1
Anthony McFarland	1	1	1.0	1	0
<b>TOTAL</b>	<b>16</b>	<b>48</b>	<b>3.0</b>	<b>18</b>	<b>1</b>

RECEIVING	NO	YDS	AVG	LG	TD
JuJu Smith-Schuster	7	67	9.6	24	0
Chase Claypool	5	42	8.4	10	1
Eric Ebron	4	48	12.0	18t	1
James Conner	3	13	4.3	13	0
Diontae Johnson	1	6	6.0	6	0
Ray-Ray McCloud	1	6	6.0	6	0
<b>TOTAL</b>	<b>21</b>	<b>182</b>	<b>8.7</b>	<b>24</b>	<b>2</b>

TOP DEFENSE	TOT	SOLO	AST	SCK	YDS	INT
Robert Spillane	11	10	1	0.0	0.0	1
Stephon Tuitt	9	8	1	2.0	15.0	0
Joe Haden	7	6	1	0.0	0.0	0

FIELD GOALS	FGM/FGA	PERCENT	RESULTS
	No Field Goals		

## BALTIMORE RAVENS

PASSING	ATT	CP	YDS	SK/YD	TD	LG	INT	RTG
Lamar Jackson	28	13	208	4/16	2	39	2	65.8
<b>TOTAL</b>	<b>28</b>	<b>13</b>	<b>208</b>	<b>4/16</b>	<b>2</b>	<b>39</b>	<b>2</b>	<b>65.8</b>

RUSHING	ATT	YDS	AVG	LG	TD
J.K. Dobbins	15	113	7.5	28	0
Gus Edwards	16	87	5.4	25	1
Lamar Jackson	16	65	4.1	14	0
<b>TOTAL</b>	<b>47</b>	<b>265</b>	<b>5.6</b>	<b>28</b>	<b>1</b>

RECEIVING	NO	YDS	AVG	LG	TD
Willie Snead IV	5	106	21.2	34	0
Mark Andrews	3	32	10.7	18	0
Miles Boykin	2	20	10.0	14	1
Devin Duvernay	1	39	39.0	39	0
J.K. Dobbins	1	8	8.0	8	0
Marque Brown	1	3	3.0	3t	1
<b>TOTAL</b>	<b>13</b>	<b>208</b>	<b>16.0</b>	<b>39</b>	<b>2</b>

TOP DEFENSE	TOT	SOLO	AST	SCK	YDS	INT
DeShon Elliott	7	4	3	0.5	1.0	0
Marcus Peters	5	3	2	0.0	0.0	0
Marlon Humphrey	4	2	2	0.0	0.0	0

FIELD GOALS	FGM/FGA	PERCENT	RESULTS
Justin Tucker	1-1	100.0	51G
<b>TOTAL</b>	<b>1-1</b>	<b>100.0</b>	

## GAME HIGHLIGHTS

- The Ravens have forced a turnover in 20-consecutive games, marking the NFL's longest active streak. Baltimore's current 20-game streak of forcing a turnover is the second longest in franchise history (28 from 1999-2001).
- The Ravens have now scored at least 20 points in 30-consecutive games, tying Denver (2011-14) for the longest such streak in NFL history. Baltimore's 20-point streak dates back to Week 11 of 2018, when **QB Lamar Jackson** started his first NFL game.
- The Ravens have now rushed for at least 100 yards in 30-consecutive games, tying the Carolina Panthers (2014-16) for the third-longest streak in NFL history.
- Baltimore racked up 265 rushing yards, tying its ninth-best output in franchise history. It marked the Ravens' first-ever loss when rushing for at least 207 yards in a game, and the team is now 35-1 in such games.
- For the first time in Ravens history, three different Ravens tallied 50-plus rushing yards in the *first* half of a game (Dobbins – 69; Edwards – 56; Jackson – 54). Baltimore racked up 179 rushing yards on 28 carries in the first half.

## TEAM STATISTICS

	STEELERS	RAVENS
First Downs	19	25
3rd-Down Eff. (Made/Att/Pct)	3/9/33%	8/15/53%
4th-Down Eff. (Made/Att/Pct)	0/0/0%	1/2/50%
Total Net Yards	221	457
Total Plays	50	79
Yards Per Play	4.4	5.8
Rushes/Net Yards	16/48	47/265
Net Passing	173	192
Pass Attempts/Completions	32/21	28/13
Had Intercepted	0	2
Sacked/Yards Lost	2/9	4/16
Punts/Average	6/42.2	3/39.7
Penalties/Yards	3/30	9/110
Fumbles/Lost	3/1	4/2
Possession Time	24:38	35:22





# GAME 8: RAVENS 24, COLTS 10

Baltimore (6-2) • Indianapolis (5-3)

Sunday, November 8, 2020 • 1:00 PM EST • Lucas Oil Stadium • Indianapolis  
Sunny Temp: 76° F, Humidity: 50%, Wind: South 4 mph • Attendance: 12,200 • Time: 3:03



Baltimore Ravens	7	0	7	10	—	24
Indianapolis Colts	7	3	0	0	—	10

## SCORING DRIVES

TEAM	QTR	TIME	SCORING PLAY	BAL	IND
Colts	1	05:33	J. Taylor 1 yd. run (R.Blankenship kick) (8-65, 4:41)	0	7
Ravens	1	01:11	C.Clark 65 yd. fumble return (J.Tucker kick)	7	7
Colts	2	00:45	R.Blankenship 43 yd. Field Goal (11-68, 4:38)	7	10
Ravens	3	05:43	G.Edwards 1 yd. run (J.Tucker kick) (10-54, 5:15)	14	10
Ravens	4	11:08	L.Jackson 9 yd. run (J.Tucker kick) (14-75, 8:23)	21	10
Ravens	4	02:08	J.Tucker 48 yd. Field Goal (4-6, 2:12)	24	10

## INDIANAPOLIS COLTS (HEAD COACH: FRANK REICH)

OFFENSE			DEFENSE		
LT	74	A. Castonzo	DE	50	J. Houston
LG	56	Q. Nelson	DT	99	D. Buckner
C	78	R. Kelly	NT	90	G. Stewart
RG	64	M. Glowinski	DE	96	D. Autry
RT	72	B. Smith	WLB	53	D. Leonard
TE	84	J. Boyle	MLB	54	A. Walker
WR	11	M. Pittman Jr.	FS	32	J. Blackmon
WR	83	M. Johnson	SS	37	K. Willis
WR	14	Z. Pascal	CB	23	K. Moore II
QB	17	P. Rivers	CB	27	X. Rhodes
RB	28	J. Taylor	CB	26	R. Ya-Sin

## BALTIMORE RAVENS (HEAD COACH: JOHN HARBAUGH)

OFFENSE			DEFENSE		
WR	83	W. Snead IV	DT	93	C. Campbell
WR	80	M. Boykin	NT	98	B. Williams
LT	78	O. Brown Jr.	RUSH	91	Y. Ngakoue
LG	77	B. Bozeman	MLB	6	P. Queen
C	68	M. Skura	WLB	40	M. Harrison
RG	65	P. Mekari	SAM	99	M. Judon
RT	70	D. Fluker	LCB	24	M. Peters
TE	86	N. Boyle	SS	36	C. Clark
QB	8	L. Jackson	FS	32	D. Elliott
RB	35	G. Edwards	RCB	22	J. Smith
WR	5	M. Brown	DB	38	T. Bonds

OFFICIALS: Referee: Adrian Hill (29), Umpire: Paul King (121), Down Judge: Ed Camp (134), Line Judge: Kevin Codey (16), Field Judge: Dominique Pender (114), Side Judge: Keith Washington (7), Back Judge: Greg Steed (12), Replay Official: Saleem Choudhry, Replay Assistant: Chad Adams

## BALTIMORE RAVENS

PASSING	ATT	CP	YDS	SK/YD	TD	LG	INT	RTG
Lamar Jackson	23	19	170	2/14	0	21	0	97.5
<b>TOTAL</b>	<b>23</b>	<b>19</b>	<b>170</b>	<b>2/14</b>	<b>0</b>	<b>21</b>	<b>0</b>	<b>97.5</b>

RUSHING	ATT	YDS	AVG	LG	TD
Lamar Jackson	13	58	4.5	9t	1
J.K. Dobbins	12	30	2.5	8	0
Gus Edwards	11	23	2.1	5	1
Matt Skura	1	0	0.0	0	0
Devin Duvernay	1	-1	-1.0	-1	0
<b>TOTAL</b>	<b>38</b>	<b>110</b>	<b>2.9</b>	<b>9T</b>	<b>2</b>

RECEIVING	NO	YDS	AVG	LG	TD
Nick Boyle	4	46	11.5	21	0
Willie Snead IV	4	37	9.3	14	0
Marquise Brown	3	38	12.7	20	0
Mark Andrews	3	22	7.3	13	0
Gus Edwards	2	11	5.5	7	0
J.K. Dobbins	2	5	2.5	6	0
Miles Boykin	1	11	11.0	11	0
<b>TOTAL</b>	<b>19</b>	<b>170</b>	<b>8.9</b>	<b>21</b>	<b>0</b>

TOP DEFENSE	TOT	SOLO	AST	SCK	YDS	INT
Matthew Judon	7	5	2	0.0	0.0	0
Jimmy Smith	6	4	2	0.0	0.0	0
Malik Harrison	6	3	3	0.0	0.0	0

FIELD GOALS	FGM/FGA	PERCENT	RESULTS
Justin Tucker	1-1	100.0	48G
<b>TOTAL</b>	<b>1-1</b>	<b>100.0</b>	

## INDIANAPOLIS COLTS

PASSING	ATT	CP	YDS	SK/YD	TD	LG	INT	RTG
Philip Rivers	43	25	227	0/0	0	21	1	62.8
Jacoby Brissett	1	0	0	0/0	0	0	0	39.6
<b>TOTAL</b>	<b>44</b>	<b>25</b>	<b>227</b>	<b>0/0</b>	<b>0</b>	<b>21</b>	<b>1</b>	<b>61.5</b>

RUSHING	ATT	YDS	AVG	LG	TD
Jordan Wilkins	11	39	3.5	11	0
DeMichael Harris	2	28	14.0	16	0
Jonathan Taylor	6	27	4.5	11	1
Nyheim Hines	2	18	9.0	14	0
<b>TOTAL</b>	<b>21</b>	<b>112</b>	<b>5.3</b>	<b>16</b>	<b>1</b>

RECEIVING	NO	YDS	AVG	LG	TD
Zach Pascal	5	55	11.0	20	0
Michael Pittman Jr.	4	56	14.0	18	0
DeMichael Harris	4	27	6.8	13	0
Mo Alie-Cox	3	43	14.3	21	0
Nyheim Hines	2	20	10.0	17	0
Marcus Johnson	2	14	7.0	10	0
Jonathan Taylor	2	7	3.5	5	0
Jordan Wilkins	2	-1	-0.5	1	0
Trey Burton	1	6	6.0	6	0
<b>TOTAL</b>	<b>25</b>	<b>227</b>	<b>9.1</b>	<b>21</b>	<b>0</b>

TOP DEFENSE	TOT	SOLO	AST	SCK	YDS	INT
Darius Leonard	15	13	2	0.0	0.0	0
Bobby Okereke	9	7	2	0.0	0.0	0
Khari Willis	9	8	1	0.0	0.0	0

FIELD GOALS	FGM/FGA	PERCENT	RESULTS
Rodrigo Blankenship	1-1	100.0	43G
<b>TOTAL</b>	<b>1-1</b>	<b>100.0</b>	

## GAME HIGHLIGHTS

- With his third INT this season, **CB Marcus Peters'** 38 takeaways are the most through an NFL player's first 85 career games. Peters also forced a fumble that led to a **S Chuck Clark** FR-TD
- The Ravens have scored at least 20 points in 31-straight games, setting a record for the longest streak in NFL history. The 20-point streak dates back to Week 11 of 2018, when **QB Lamar Jackson** started his first NFL game.
- The Ravens have rushed for at least 100 yards in 31-consecutive games, the third-longest streak in NFL history.
- Dating back to Week 5 of 2019, Baltimore has won 10-straight road victories, the NFL's longest active streak.
- The Ravens have forced a turnover in 21-consecutive games, marking the NFL's longest active streak.
- With the win, Jackson tied Hall of Famer Dan Marino for the most victories (25) by a QB in his first 30 regular season starts.

## TEAM STATISTICS

	RAVENS	COLTS
First Downs	19	20
3rd-Down Eff. (Made/Att/Pct)	5/13/38%	2/12/17%
4th-Down Eff. (Made/Att/Pct)	1/1/100%	2/4/50%
Total Net Yards	266	339
Total Plays	63	65
Yards Per Play	4.2	5.2
Rushes/Net Yards	38/110	21/112
Net Passing	156	227
Pass Attempts/Completions	23/19	44/25
Had Intercepted	0	1
Sacked/Yards Lost	2/14	0/0
Punts/Average	6/44.7	4/51.0
Penalties/Yards	5/55	4/30
Fumbles/Lost	3/1	2/1
Possession Time	33:26	26:34



# GAME 9: RAVENS 17, PATRIOTS 23

Baltimore (6-3) • New England (4-5)

Sunday, November 15, 2020 • 8:20 PM EST • Gillette Stadium • New England

Rain Temp: 52° F, Humidity: 81%, Wind: SE 13 mph • Attendance: 0 • Time: 2:53



<b>Baltimore Ravens</b> .....	<b>0</b>	<b>10</b>	<b>7</b>	<b>0</b>	<b>—</b>	<b>17</b>
<b>New England Patriots</b> .....	<b>0</b>	<b>13</b>	<b>10</b>	<b>0</b>	<b>—</b>	<b>23</b>

## SCORING DRIVES

TEAM	QTR	TIME	SCORING PLAY	BAL	NE
Ravens	2	14:54	W.Snead 6 yd. pass from L.Jackson (J.Tucker kick) (13-94, 8:04)	7	0
Patriots	2	11:46	R.Burkhead 7 yd. pass from C.Newton (N.Folk kick) (7-75, 3:08)	7	7
Ravens	2	05:32	J.Tucker 24 yd. Field Goal (11-69, 6:14)	10	7
Patriots	2	01:02	R.Burkhead 24 yd. pass from J.Meyers (kick failed, wl) (10-75, 4:30)	10	13
Patriots	3	13:17	C.Newton 4 yd. run (N.Folk kick) (4-75, 1:43)	10	20
Patriots	3	06:24	N.Folk 20 yd. Field Goal (7-35, 3:16)	10	23
Ravens	3	00:08	W.Snead 18 yd. pass from L.Jackson (J.Tucker kick) (11-75, 6:16)	17	23

### NEW ENGLAND PATRIOTS (HEAD COACH: BILL BELICHIK)

OFFENSE			DEFENSE		
WR	10	D. Byrd	DE	93	L. Guy
WR	16	J. Meyers	DE	99	B. Cowart
LT	76	I. Wynn	NT	98	C. Davis
LG	62	J. Thuney	OLB	50	C. Winovich
C	60	D. Andrews	OLB	55	J. Simon
RG	69	S. Mason	LB	59	T. Hall
RT	71	M. Onwenu	RCB	27	J. Jackson
TE	85	R. Izzo	LCB	30	J. McCourty
QB	1	C. Newton	S	35	K. Dugger
RB	37	D. Harris	S	21	A. Phillips
FB	47	J. Johnson	S	32	D. McCourty

### BALTIMORE RAVENS (HEAD COACH: JOHN HARBAUGH)

OFFENSE			DEFENSE		
WR	80	M. Boykin	DT	92	J. Madubuike
LT	78	O. Brown Jr.	NT	98	B. Williams
LG	77	B. Bozeman	DE	95	D. Wolfe
C	68	M. Skura	RUSH	91	Y. Ngakoue
RG	65	P. Mekari	MLB	6	P. Queen
RT	70	D. Flaker	WLB	40	M. Harrison
TE	86	N. Boyle	SAM	99	M. Judon
TE	89	M. Andrews	LCB	24	M. Peters
QB	8	L. Jackson	SS	36	C. Clark
RB	21	M. Ingram II	FS	32	D. Elliott
WR	5	M. Brown	RCB	44	M. Humphrey

**OFFICIALS:** Referee: Shawn Hochuli (83), **Umpire:** Ramon George (128), **Down Judge:** Sarah Thomas (53), **Line Judge:** Carl Johnson (101), **Field Judge:** Tom Hill (97), **Side Judge:** Chad Hill (125), **Replay Official:** Brian Matoren, **Back Judge:** Rich Martinez (39)

## BALTIMORE RAVENS

PASSING	ATT	CP	YDS	SK/YD	TD	LG	INT	RTG
Lamar Jackson	34	24	249	2/7	2	31	1	98.8
<b>TOTAL</b>	<b>34</b>	<b>24</b>	<b>249</b>	<b>2/7</b>	<b>2</b>	<b>31</b>	<b>1</b>	<b>98.8</b>

RUSHING	ATT	YDS	AVG	LG	TD
Lamar Jackson	11	55	5.0	11	0
Gus Edwards	7	42	6.0	11	0
J.K. Dobbins	5	13	2.6	4	0
Mark Ingram II	5	5	1.0	5	0
<b>TOTAL</b>	<b>28</b>	<b>115</b>	<b>4.1</b>	<b>11</b>	<b>0</b>

RECEIVING	NO	YDS	AVG	LG	TD
Mark Andrews	7	61	8.7	13	0
Willie Snead IV	5	64	12.8	21	2
Devin Duvernay	3	45	15.0	19	0
Mark Ingram II	2	24	12.0	17	0
Marquise Brown	2	14	7.0	8	0
Gus Edwards	1	31	31.0	31	0
Nick Boyle	1	4	4.0	4	0
Justice Hill	1	3	3.0	3	0
Patrick Ricard	1	2	2.0	2	0
J.K. Dobbins	1	1	1.0	1	0
<b>TOTAL</b>	<b>24</b>	<b>249</b>	<b>10.4</b>	<b>31</b>	<b>2</b>

TOP DEFENSE	TOT	SOLO	AST	SCK	YDS	INT
Patrick Queen	9	5	4	0.0	0.0	0
Chuck Clark	7	5	2	0.0	0.0	0
Derek Wolfe	7	3	4	0.0	0.0	0

FIELD GOALS	FGM/FGA	PERCENT	RESULTS
Justin Tucker	1-1	100.0	24G
<b>TOTAL</b>	<b>1-1</b>	<b>100.0</b>	

## NEW ENGLAND PATRIOTS

PASSING	ATT	CP	YDS	SK/YD	TD	LG	INT	RTG
Cam Newton	17	13	118	1/7	1	26	0	114.3
Jakobi Meyers	1	1	24	0/0	1	24t	0	158.3
<b>TOTAL</b>	<b>18</b>	<b>14</b>	<b>142</b>	<b>1/7</b>	<b>2</b>	<b>26</b>	<b>0</b>	<b>136.6</b>

RUSHING	ATT	YDS	AVG	LG	TD
Damien Harris	22	121	5.5	25	0
Rex Burkhead	6	31	5.2	9	0
Cam Newton	11	21	1.9	8	1
<b>TOTAL</b>	<b>39</b>	<b>173</b>	<b>4.4</b>	<b>25</b>	<b>1</b>

RECEIVING	NO	YDS	AVG	LG	TD
Jakobi Meyers	5	59	11.8	26	0
Rex Burkhead	4	35	8.8	24t	2
Jakob Johnson	2	20	10.0	12	0
James White	2	8	4.0	4	0
Ryan Izzo	1	20	20.0	20	0
<b>TOTAL</b>	<b>14</b>	<b>142</b>	<b>10.1</b>	<b>26</b>	<b>2</b>

TOP DEFENSE	TOT	SOLO	AST	SCK	YDS	INT
Kyle Dugger	12	7	5	0.0	0.0	0
Terez Hall	10	8	2	0.0	0.0	0
Chase Winovich	7	6	1	0.0	0.0	0

FIELD GOALS	FGM/FGA	PERCENT	RESULTS
Nick Folk	1-1	100.0	20G
<b>TOTAL</b>	<b>1-1</b>	<b>100.0</b>	

## GAME HIGHLIGHTS

- **WR Willie Snead IV** caught two touchdown passes from **QB Lamar Jackson**, good for Snead's fourth-career multi-TD game and second as a Raven.
- Jackson joined Cam Newton as the only QBs to rush for at least 500 yards in each of their first three professional seasons.
- With 115 rushing yards, the Ravens have rushed for at least 100 yards in 32-consecutive games, the third-longest streak in NFL history.
- Baltimore snapped its streak (31-straight games) of scoring at least 20 points. The 31-straight games set a record for the longest streak in NFL history.
- The Ravens also snapped two other streaks: the team's 10-straight road victories streak ended, while the Ravens did not force a turnover for the first time in 21-consecutive games.

## TEAM STATISTICS

	RAVENS	PATRIOTS
First Downs	19	25
3rd-Down Eff. (Made/Att/Pct)	6/13/46%	5/11/45%
4th-Down Eff. (Made/Att/Pct)	1/3/33%	1/1/100%
Total Net Yards	357	308
Total Plays	64	58
Yards Per Play	5.6	5.3
Rushes/Net Yards	28/115	39/173
Net Passing	242	135
Pass Attempts/Completions	34/24	18/14
Had Intercepted	1	0
Sacked/Yards Lost	2/7	1/7
Punts/Average	3/50.3	4/43.3
Penalties/Yards	8/64	3/18
Fumbles/Lost	3/0	0/0
Possession Time	32:34	27:26



# GAME 10: TITANS 30, RAVENS 24 (OT)

Tennessee (7-3) • Baltimore (6-4)

Sunday, November 22, 2020 • 1:00 PM EST • M&T Bank Stadium • Baltimore

Cloudy Temp: 53° F, Humidity: 67%, Wind: East 6 mph • Attendance: 0 • Time: 3:13



Tennessee Titans	7	3	3	11	6	—	30
Baltimore Ravens	3	11	7	3	0	—	24

## SCORING DRIVES

TEAM	QTR	TIME	SCORING PLAY	TEN	BAL
Titans	1	08:37	J.Smith 1 yd. pass from R.Tannehill (S.Gostkowski kick) (9-79, 5:16) (6-73, 2:37) (6-73, 2:37)	7	0
Ravens	1	01:50	J.Tucker 30 yd. Field Goal (13-63, 6:47)	7	3
Ravens	2	11:05	J.Tucker 27 yd. Field Goal (7-13, 3:03)	7	6
Ravens	2	05:17	J.Dobbins 2 yd. run (L.Jackson-J.Dobbins pass) (9-60, 4:08)	7	14
Titans	2	00:48	S.Gostkowski 40 yd. Field Goal (14-53, 4:29)	10	14
Ravens	3	09:34	M.Andrews 31 yd. pass from L.Jackson (J.Tucker kick) (7-74, 3:52)	10	21
Titans	3	05:33	S.Gostkowski 40 yd. Field Goal (8-53, 4:01)	13	21
Titans	4	11:12	S.Gostkowski 22 yd. Field Goal (12-81, 5:34)	16	21
Titans	4	02:18	A.Brown 14 yd. pass from R.Tannehill (R.Tannehill run) (10-90, 5:25)	24	21
Ravens	4	00:15	J.Tucker 29 yd. Field Goal (9-65, 2:03)	24	24
Titans	OT	05:21	D.Henry 29 yd. run	30	24

### TENNESSEE TITANS (HEAD COACH: MIKE VRABEL)

OFFENSE		DEFENSE	
WR 11	A. Brown	DE 94	J. Crawford
LT 70	T. Sambrailo	NT 90	D. Jones
LG 62	A. Brewer	DT 98	J. Simmons
C 60	B. Jones	OLB 50	D. Robinson
RG 64	N. Davis	OLB 58	H. Landry III
RT 71	D. Kelly	ILB 54	R. Evans
TE 81	J. Smith	ILB 55	J. Brown
TE 87	G. Swaim	CB 39	B. Borders
QB 17	R. Tannehill	CB 21	M. Butler
RB 22	D. Henry	SS 37	A. Hooker
FB 41	K. Blasingame	FS 31	K. Byard

### BALTIMORE RAVENS (HEAD COACH: JOHN HARBAUGH)

OFFENSE		DEFENSE	
WR 83	W. Snead IV	DT 92	J. Madubuike
LT 78	O. Brown Jr.	NT 71	J. Ellis
LG 77	B. Bozeman	DE 95	D. Wolfe
C 65	P. Mekari	RUSH 90	P. McPhee
RG 72	B. Powers	MLB 6	P. Queen
RT 70	D. Fluker	WLB 40	M. Harrison
TE 68	M. Skura	SAM 99	M. Judon
QB 8	L. Jackson	LCB 24	M. Peters
FB 42	P. Ricard	SS 36	C. Clark
RB 35	G. Edwards	FS 32	D. Elliott
WR 5	M. Brown	RCB 44	M. Humphrey

**OFFICIALS:** Referee: Alex Kemp (55), Umpire: Carl Paganelli (124), Down Judge: Dana McKenzie (8), Line Judge: Greg Bradley (98), Field Judge: Terry Brown (43), Side Judge: Jabir Walker (26), Back Judge: Matt Edwards (96), Replay Official: James Nicholson, Replay Assistant: Jamaur Law

## TENNESSEE TITANS

PASSING	ATT	CP	YDS	SK/YD	TD	LG	INT	RTG
Ryan Tannehill	31	22	259	2/16	2	50	1	104.1
Logan Woodside	1	1	7	0/0	0	7	0	95.8
<b>TOTAL</b>	<b>32</b>	<b>23</b>	<b>266</b>	<b>2/16</b>	<b>2</b>	<b>50</b>	<b>1</b>	<b>104.4</b>

RUSHING	ATT	YDS	AVG	LG	TD
Derrick Henry	28	133	4.8	29t	1
Ryan Tannehill	4	35	8.8	21	0
Cameron Batson	1	4	4.0	4	0
D'Onta Foreman	1	1	1.0	1	0
<b>TOTAL</b>	<b>34</b>	<b>173</b>	<b>5.1</b>	<b>29T</b>	<b>1</b>

RECEIVING	NO	YDS	AVG	LG	TD
Corey Davis	5	113	22.6	50	0
A.J. Brown	4	62	15.5	25	1
Anthony Firkser	4	33	8.3	12	0
Jonnu Smith	4	20	5.0	8	1
Cameron Batson	2	21	10.5	14	0
Geoff Swaim	1	9	9.0	9	0
Nick Westbrook-Ikhine	1	7	7.0	7	0
Jeremy McNichols	1	2	2.0	2	0
Derrick Henry	1	-1	-1.0	-1	0
<b>TOTAL</b>	<b>23</b>	<b>266</b>	<b>11.6</b>	<b>50</b>	<b>2</b>

TOP DEFENSE	TOT	SOLO	AST	SCK	YDS	INT
Rashaan Evans	9	5	4	0.0	0.0	0
Harold Landry III	7	4	3	1.0	9.0	0
Kevin Byard	7	5	2	0.0	0.0	0

FIELD GOALS	FGM/FGA	PERCENT	RESULTS
Stephen Gostkowski	3-3	100.0	40G, 40G, 22G
<b>TOTAL</b>	<b>3-3</b>	<b>100.0</b>	

## BALTIMORE RAVENS

PASSING	ATT	CP	YDS	SK/YD	TD	LG	INT	RTG
Lamar Jackson	29	17	186	1/9	1	31t	1	74.8
<b>TOTAL</b>	<b>29</b>	<b>17</b>	<b>186</b>	<b>1/9</b>	<b>1</b>	<b>31T</b>	<b>1</b>	<b>74.8</b>

RUSHING	ATT	YDS	AVG	LG	TD
J.K. Dobbins	15	70	4.7	11	1
Lamar Jackson	13	51	3.9	14	0
Gus Edwards	3	6	2.0	3	0
Mark Ingram II	2	2	1.0	2	0
<b>TOTAL</b>	<b>33</b>	<b>129</b>	<b>3.9</b>	<b>14</b>	<b>1</b>

RECEIVING	NO	YDS	AVG	LG	TD
Mark Andrews	5	96	19.2	31t	1
Dez Bryant	4	28	7.0	16	0
Willie Snead IV	3	23	7.7	9	0
J.K. Dobbins	2	15	7.5	9	0
James Proche II	1	14	14.0	14	0
Devin Duvernay	1	5	5.0	5	0
Patrick Ricard	1	5	5.0	5	0
<b>TOTAL</b>	<b>17</b>	<b>186</b>	<b>10.9</b>	<b>31T</b>	<b>1</b>

TOP DEFENSE	TOT	SOLO	AST	SCK	YDS	INT
Patrick Queen	9	3	6	0.0	0.0	0
Marlon Humphrey	8	8	0	0.0	0.0	0
Malik Harrison	7	3	4	0.0	0.0	0

FIELD GOALS	FGM/FGA	PERCENT	RESULTS
Justin Tucker	3-3	100.0	30G, 27G, 29G
<b>TOTAL</b>	<b>3-3</b>	<b>100.0</b>	

## GAME HIGHLIGHTS

- Baltimore last played an OT game on 10/6/19 at Pittsburgh, winning 26-23. Prior to today, the Ravens' last OT loss occurred on 12/9/18, when Baltimore dropped a 27-24 decision at Kansas City.
- Since **QB Lamar Jackson** became the Ravens' starter in Week 11 of 2018, Baltimore has rushed for at least 100 yards in 33-straight games, marking the third-longest streak in NFL history.
- OLB Tyus Bowser** recorded the second INT of his career, returning the theft 25 yards. His play led to a 30-yard **K Justin Tucker**, giving Baltimore its first points of the game. Bowser's first-career INT occurred in his second-ever NFL game on 9/17/17 vs. Cleveland.
- TE Mark Andrews** recorded a season-high 93 receiving yards – including a 31-yard TD – on 5 catches. It marked the fifth time in his career that he's notched at least 90 receiving yards in a game. Andrews has now totaled 19-career receiving TDs, tying WR Torrey Smith for the most by a player who was drafted by the Ravens in his first three NFL seasons.

## TEAM STATISTICS

	TITANS	RAVENS
First Downs	26	21
3rd-Down Eff. (Made/Att/Pct)	5/12/42%	9/15/60%
4th-Down Eff. (Made/Att/Pct)	1/1/100%	0/0/0%
Total Net Yards	423	306
Total Plays	68	63
Yards Per Play	6.2	4.9
Rushes/Net Yards	34/173	33/129
Net Passing	250	177
Pass Attempts/Completions	32/23	29/17
Had Intercepted	1	1
Sacked/Yards Lost	2/16	1/9
Punts/Average	2/46.5	3/42.0
Penalties/Yards	4/44	6/81
Fumbles/Lost	3/0	0/0
Possession Time	33:33	31:06





# GAME 11: RAVENS 14, STEELERS 19

Baltimore (6-5) • Pittsburgh (11-0)

Wednesday, December 2, 2020 • 3:40 PM EST • Heinz Field • Pittsburgh

Mostly Cloudy Temp: 36° F, Humidity: 68%, Wind: From SW 14 mph • Attendance: 0 • Time: 3:05



<b>Baltimore Ravens</b> .....	<b>7</b>	<b>0</b>	<b>0</b>	<b>7</b>	<b>—</b>	<b>14</b>
<b>Pittsburgh Steelers</b> .....	<b>6</b>	<b>6</b>	<b>0</b>	<b>7</b>	<b>—</b>	<b>19</b>

## SCORING DRIVES

TEAM	QTR	TIME	SCORING PLAY	BAL	PIT
Steelers	1	06:57	J.Haden 14 yd. interception return (kick failed, wr)	0	6
Ravens	1	02:07	G.Edwards 1 yd. run (J.Tucker kick) (4-16, 2:24)	7	6
Steelers	2	11:50	C.Boswell 25 yd. Field Goal (12-73, 5:17)	7	9
Steelers	2	04:27	C.Boswell 27 yd. Field Goal (13-65, 5:14)	7	12
Steelers	4	13:20	J.Smith-Schuster 1 yd. pass from B.Roethlisberger (C.Boswell kick) (12-61, 4:52)	7	19
Ravens	4	02:58	M.Brown 70 yd. pass from T.McSorley (J.Tucker kick) (2-84, 0:32)	14	19

### PITTSBURGH STEELERS (HEAD COACH: MIKE TOMLIN)

OFFENSE		DEFENSE	
WR 18	D. Johnson	DE 94	T. Alualu
WR 19	J. Smith-Schuster	DT 97	C. Heyward
WR 14	R. McCloud	LB 48	B. Dupree
LT 78	A. Villanueva	LB 41	R. Spillane
LG 71	M. Feiler	LB 90	T. Watt
C 60	J. Hassenauer	LB 98	V. Williams
RG 66	D. DeCastro	CB 23	J. Haden
RT 76	C. Okorafor	CB 48	M. Hilton
TE 89	V. McDonald	CB 22	S. Nelson
QB 7	B. Roethlisberger	S 34	T. Edmunds
RB 24	B. Snell Jr.	S 39	M. Fitzpatrick

### BALTIMORE RAVENS (HEAD COACH: JOHN HARBAUGH)

OFFENSE		DEFENSE	
WR 80	M. Boykin	NT 71	J. Ellis
WR 13	D. Duvernay	DE 95	D. Wolfe
LT 78	O. Brown Jr.	RUSH 91	Y. Ngakoue
LG 77	B. Bozeman	MLB 6	P. Queen
C 63	T. Colon	WLB 3	L. Fort
RG 72	B. Powers	SAM 45	J. Ferguson
RT 70	D. Fluker	LCB 24	M. Peters
TE 85	E. Tomlinson	SS 36	C. Clark
QB 3	R. Griffin III	FS 32	D. Elliott
RB 35	G. Edwards	RCB 22	J. Smith
WR 5	M. Brown	DB 44	M. Humphrey

**OFFICIALS:** Referee: Ronald Torbert (62), Umpire: Mark Pellis (131), Down Judge: Patrick Holt (106), Line Judge: Jim Mello (48), Field Judge: James Coleman (95), Side Judge: Jonah Monroe (120), Back Judge: Greg Yette (38), Replay Official: Saleem Choudhry, Replay Assistant: Gerald Frye

## BALTIMORE RAVENS

PASSING	ATT	CP	YDS	SK/YD	TD	LG	INT	RTG
Robert Griffin III	12	7	33	3/20	0	8	1	28.5
Trace McSorley	6	2	77	0/0	1	70t	0	121.5
<b>TOTAL</b>	<b>18</b>	<b>9</b>	<b>110</b>	<b>3/20</b>	<b>1</b>	<b>70T</b>	<b>1</b>	<b>64.6</b>

RUSHING	ATT	YDS	AVG	LG	TD
Robert Griffin III	7	68	9.7	39	0
Justice Hill	9	35	3.9	19	0
Trace McSorley	3	16	5.3	9	0
Gus Edwards	9	10	1.1	6	1
<b>TOTAL</b>	<b>28</b>	<b>129</b>	<b>4.6</b>	<b>39</b>	<b>1</b>

RECEIVING	NO	YDS	AVG	LG	TD
Marquise Brown	4	85	21.3	70t	1
Devin Duvernay	3	20	6.7	8	0
Justice Hill	2	5	2.5	6	0
<b>TOTAL</b>	<b>9</b>	<b>110</b>	<b>12.2</b>	<b>70T</b>	<b>1</b>

TOP DEFENSE	TOT	SOLO	AST	SCK	YDS	INT
Chuck Clark	13	5	8	0.0	0.0	0
Patrick Queen	8	5	3	0.0	0.0	0
DeShon Elliott	7	5	2	0.0	0.0	0

FIELD GOALS	FGM/FGA	PERCENT	RESULTS
	No Field Goals		

## PITTSBURGH STEELERS

PASSING	ATT	CP	YDS	SK/YD	TD	LG	INT	RTG
Ben Roethlisberger	51	36	266	0/0	1	27	1	81.0
<b>TOTAL</b>	<b>51</b>	<b>36</b>	<b>266</b>	<b>0/0</b>	<b>1</b>	<b>27</b>	<b>1</b>	<b>81.0</b>

RUSHING	ATT	YDS	AVG	LG	TD
Benny Snell Jr.	16	60	3.8	13	0
Anthony McFarland	3	9	3.0	3	0
Ben Roethlisberger	1	-1	-1.0	-1	0
<b>TOTAL</b>	<b>20</b>	<b>68</b>	<b>3.4</b>	<b>13</b>	<b>0</b>

RECEIVING	NO	YDS	AVG	LG	TD
Diontae Johnson	8	46	5.8	11	0
JuJu Smith-Schuster	8	37	4.6	11	1
Eric Ebron	7	54	7.7	27	0
Chase Claypool	6	52	8.7	22	0
Benny Snell Jr.	3	33	11.0	13	0
James Washington	2	19	9.5	16	0
Anthony McFarland	1	17	17.0	17	0
Ray-Ray McCloud	1	8	8.0	8	0
<b>TOTAL</b>	<b>36</b>	<b>266</b>	<b>7.4</b>	<b>27</b>	<b>1</b>

TOP DEFENSE	TOT	SOLO	AST	SCK	YDS	INT
Robert Spillane	6	6	0	0.0	0.0	0
T.J. Watt	6	4	2	2.0	12.0	0
Bud Dupree	5	5	0	0.0	0.0	0

FIELD GOALS	FGM/FGA	PERCENT	RESULTS
Chris Boswell	2-2	100.0	25G, 27G
<b>TOTAL</b>	<b>2-2</b>	<b>100.0</b>	

## GAME HIGHLIGHTS

- In the game, 17 Ravens were on the Reserve/COVID-19 list, including nine starters (and seven Pro Bowlers): **TE Mark Andrews**, **DT Calais Campbell**, **LS Morgan Cox**, **RB Mark Ingram II**, **QB Lamar Jackson**, **OLB Matthew Judon**, **C Patrick Mekari**, **FB Patrick Ricard** and **WR Willie Snead IV**. Standout rookie **RB J.K. Dobbins** also missed the contest (COVID-19 list).
- The game was the 50th regular season meeting between the Steelers and Ravens, with Pittsburgh now owning a 27-23 advantage.
- Baltimore rushed for at least 100 yards in its 34th-straight game, marking the third-longest streak in NFL history.
- CB Marlon Humphrey** produced a career-high 2 FFs, giving him 6 in 2020.
- OLB Tyus Bowser** recorded his career-high second INT of the season. It's also the first time in his career recording a takeaway in back-to-back games.

## TEAM STATISTICS

	RAVENS	STEELERS
First Downs	10	22
3rd-Down Eff. (Made/Att/Pct)	3/13/23%	6/14/43%
4th-Down Eff. (Made/Att/Pct)	1/1/100%	0/2/0%
Total Net Yards	219	334
Total Plays	49	71
Yards Per Play	4.5	4.7
Rushes/Net Yards	28/129	20/68
Net Passing	90	266
Pass Attempts/Completions	18/9	51/36
Had Intercepted	1	1
Sacked/Yards Lost	3/20	0/0
Punts/Average	7/45.9	4/44.3
Penalties/Yards	7/86	5/40
Fumbles/Lost	1/1	3/1
Possession Time	26:21	33:39



# GAME 12: COWBOYS 17, RAVENS 34

Dallas (3-9) • Baltimore (7-5)

Tuesday, December 8, 2020 • 8:05 PM EST • M&T Bank Stadium • Baltimore

Clear Temp: 38° F, Humidity: 54%, Wind: WNW 9 mph • Attendance: 0 • Time: 2:58



Dallas Cowboys	3	7	0	7	—	17
Baltimore Ravens	7	10	7	10	—	34

## SCORING DRIVES

TEAM	QTR	TIME	SCORING PLAY	DAL	BAL
Cowboys	1	04:21	G.Zuerlein 31 yd. Field Goal (6-21, 2:42)	3	0
Ravens	1	00:25	L.Jackson 37 yd. run (J.Tucker kick) (7-75, 3:56)	3	7
Cowboys	2	14:19	M.Gallup 13 yd. pass from A.Dalton (G.Zuerlein kick) (3-28, 1:06)	10	7
Ravens	2	08:08	M.Boykin 38 yd. pass from L.Jackson (J.Tucker kick) (1-38, 0:07)	10	14
Ravens	2	00:46	J.Tucker 35 yd. Field Goal (6-53, 1:16)	10	17
Ravens	3	04:40	M.Brown 20 yd. pass from L.Jackson (J.Tucker kick) (9-57, 4:27)	10	24
Ravens	4	08:15	J.Tucker 22 yd. Field Goal (11-54, 5:59)	10	27
Cowboys	4	03:59	A.Cooper 2 yd. pass from A.Dalton (G.Zuerlein kick) (12-75, 4:16)	17	27
Ravens	4	02:08	J.Dobbins 5 yd. run (J.Tucker kick) (6-44, 1:51)	17	34

### DALLAS COWBOYS (HEAD COACH: MIKE MCCARTHY)

OFFENSE			DEFENSE		
WR 19	A. Cooper	DE 90	D. Lawrence		
LT 69	B. Knight	DT 96	N. Gallimore		
LG 52	C. Williams	DT 99	A. Woods		
C 73	J. Looney	DE 58	A. Smith		
RG 66	C. McGovern	MLB 55	L. Vander Esch		
RT 78	T. Stielie	WLB 54	J. Smith		
TE 86	D. Schultz	CB 24	C. Awuzie		
WR 88	C. Lamb	CB 26	J. Lewis		
WR 13	M. Gallup	CB 28	R. Robinson		
QB 14	A. Dalton	S 23	D. Thompson		
RB 21	E. Elliott	S 25	X. Woods		

### BALTIMORE RAVENS (HEAD COACH: JOHN HARBAUGH)

OFFENSE			DEFENSE		
WR 80	M. Boykin	DT 93	C. Campbell		
WR 13	D. Duvernay	NT 98	B. Williams		
LT 78	O. Brown Jr.	DE 95	D. Wolfe		
LG 77	B. Bozeman	RUSH 90	P. McPhee		
C 65	P. Mekari	MLB 6	P. Queen		
RG 72	B. Powers	SAM 54	T. Bowser		
RT 74	T. Phillips	LCB 24	M. Peters		
QB 8	L. Jackson	SS 36	C. Clark		
FB 42	P. Ricard	FS 32	D. Elliott		
RB 21	M. Ingram II	RCB 33	D. Harris		
WR 5	M. Brown	DB 44	M. Humphrey		

OFFICIALS: Referee: Brad Allen (122), Back Judge: Greg Meyer (78), Umpire: Dan Ferrell (64), Field Judge: Nathan Jones (42), Down Judge: Jerod Phillips (6), Side Judge: Keith Washington (7), Line Judge: Walt Coleman IV (65), Replay Official: Roddy Ames

## DALLAS COWBOYS

PASSING	ATT	CP	YDS	SK/YD	TD	LG	INT	RTG
Andy Dalton	48	31	285	1/8	2	28	1	85.9
<b>TOTAL</b>	<b>48</b>	<b>31</b>	<b>285</b>	<b>1/8</b>	<b>2</b>	<b>28</b>	<b>1</b>	<b>85.9</b>

RUSHING	ATT	YDS	AVG	LG	TD
Ezekiel Elliott	18	77	4.3	14	0
Tony Pollard	8	22	2.8	12	0
Amari Cooper	1	10	10.0	10	0
Andy Dalton	1	2	2.0	2	0
<b>TOTAL</b>	<b>28</b>	<b>111</b>	<b>4.0</b>	<b>14</b>	<b>0</b>

RECEIVING	NO	YDS	AVG	LG	TD
Michael Gallup	7	86	12.3	28	1
CeeDee Lamb	6	46	7.7	14	0
Amari Cooper	5	43	8.6	13	1
Dalton Schultz	4	44	11.0	19	0
Ezekiel Elliott	4	18	4.5	12	0
Noah Brown	3	40	13.3	19	0
Tony Pollard	1	6	6.0	6	0
Blake Bell	1	2	2.0	2	0
<b>TOTAL</b>	<b>31</b>	<b>285</b>	<b>9.2</b>	<b>28</b>	<b>2</b>

TOP DEFENSE	TOT	SOLO	AST	SCK	YDS	INT
Jaylon Smith	13	9	4	0.0	0.0	0
Leighton Vander Esch	8	4	4	0.0	0.0	0
Darian Thompson	7	5	2	0.0	0.0	1

FIELD GOALS	FGM/FGA	PERCENT	RESULTS
Greg Zuerlein	1-4	25.0	31G, 40WR, 53WL, 52WR
<b>TOTAL</b>	<b>1-4</b>	<b>25.0</b>	

## BALTIMORE RAVENS

PASSING	ATT	CP	YDS	SK/YD	TD	LG	INT	RTG
Lamar Jackson	17	12	107	0/0	2	38t	1	101.8
<b>TOTAL</b>	<b>17</b>	<b>12</b>	<b>107</b>	<b>0/0</b>	<b>2</b>	<b>38T</b>	<b>1</b>	<b>101.8</b>

RUSHING	ATT	YDS	AVG	LG	TD
Gus Edwards	7	101	14.4	36	0
Lamar Jackson	13	94	7.2	37t	1
J.K. Dobbins	11	71	6.5	30	1
Mark Ingram II	6	28	4.7	7	0
<b>TOTAL</b>	<b>37</b>	<b>294</b>	<b>7.9</b>	<b>37T</b>	<b>2</b>

RECEIVING	NO	YDS	AVG	LG	TD
Marquise Brown	5	39	7.8	20t	1
Patrick Ricard	2	11	5.5	9	0
Miles Boykin	1	38	38.0	38t	1
Luke Willson	1	12	12.0	12	0
Justice Hill	1	4	4.0	4	0
Devin Duvernay	1	2	2.0	2	0
Mark Ingram II	1	1	1.0	1	0
<b>TOTAL</b>	<b>12</b>	<b>107</b>	<b>8.9</b>	<b>38T</b>	<b>2</b>

TOP DEFENSE	TOT	SOLO	AST	SCK	YDS	INT
Derek Wolfe	9	2	7	0.0	0.0	0
DeShon Elliott	7	7	0	0.0	0.0	0
Anthony Averett	6	5	1	0.0	0.0	0

FIELD GOALS	FGM/FGA	PERCENT	RESULTS
Justin Tucker	2-3	66.7	36WL, 35G, 22G
<b>TOTAL</b>	<b>2-3</b>	<b>66.7</b>	

## GAME HIGHLIGHTS

- This was the first time the Ravens have played on a Tuesday in franchise history, and it marks just the third Tuesday game since the 1970 AFL-NFL merger.
- With a season-high 294 rushing yards (the fourth most in franchise history), the Ravens have now rushed for at least 200 yards in an NFL-high 17 games since **QB Lamar Jackson** became Baltimore's starter in Week 11 of 2018. This is more than double the number of games any other team has accomplished during that span. (Tennessee is second with eight.)
- QB Lamar Jackson** finished with 107 passing yards and 94 rushing yards, becoming the first player in NFL history to reach 5,000 passing yards and 2,500 rushing yards in the first three years of a career.
- Rookie **ILB Patrick Queen** recorded his first-career INT. In doing so, Queen became the NFL's only defender to post at least 50 tackles, 1 TFL, 1 sack, 1 FF, 1 FR, 1 INT and 1 D-TD in 2020.

## TEAM STATISTICS

	COWBOYS	RAVENS
First Downs	29	19
3rd-Down Eff. (Made/Att/Pct)	6/15/40%	5/11/45%
4th-Down Eff. (Made/Att/Pct)	3/4/75%	1/1/100%
Total Net Yards	388	401
Total Plays	77	54
Yards Per Play	5.0	7.4
Rushes/Net Yards	28/111	37/294
Net Passing	277	107
Pass Attempts/Completions	48/31	17/12
Had Intercepted	1	1
Sacked/Yards Lost	1/8	0/0
Punts/Average	1/47.0	1/34.0
Penalties/Yards	7/58	4/23
Fumbles/Lost	0/0	1/0
Possession Time	32:26	27:34



# GAME 13: RAVENS 47, BROWNS 42

Baltimore (8-5) • Cleveland (9-4)

Monday, December 14, 2020 • 8:15 PM EST • FirstEnergy Stadium • Cleveland  
Cloudy Temp: 34° F, Humidity: 51%, Wind: W 18 mph • Attendance: 11,974 • Time: 3:27



<b>Baltimore Ravens</b> .....	<b>7</b>	<b>14</b>	<b>13</b>	<b>13</b>	<b>—</b>	<b>47</b>
<b>Cleveland Browns</b> .....	<b>7</b>	<b>7</b>	<b>6</b>	<b>22</b>	<b>—</b>	<b>42</b>

## SCORING DRIVES

TEAM	QTR	TIME	SCORING PLAY	BAL	CLE
Browns	1	09:06	N.Chubb 7 yd. run (C.Parkey kick) (11-81, 5:54)	0	7
Ravens	1	03:04	L.Jackson 5 yd. run (J.Tucker kick) (9-73, 6:02)	7	7
Ravens	2	07:49	G.Edwards 11 yd. run (J.Tucker kick) (8-80, 4:41)	14	7
Browns	2	04:16	N.Chubb 14 yd. run (C.Parkey kick) (7-75, 3:33)	14	14
Ravens	2	00:30	L.Jackson 17 yd. run (J.Tucker kick) (4-56, 0:31)	21	14
Ravens	3	12:47	G.Edwards 19 yd. run (J.Tucker kick) (4-75, 2:13)	28	14
Browns	3	09:06	K.Hunt 5 yd. run (kick failed, wr) (11-75, 3:41)	28	20
Ravens	3	04:21	J.Dobbins 1 yd. run (kick blocked) (1-1, 0:03)	34	20
Browns	4	13:36	R.Higgins 21 yd. pass from B.Mayfield (B.Mayfield-D.Peoples-Jones pass) (12-75, 5:45)	34	28
Browns	4	06:33	B.Mayfield 5 yd. run (C.Parkey kick) (12-70, 6:13)	34	34
Ravens	4	01:51	M.Brown 44 yd. pass from L.Jackson (J.Dobbins run) (9-79, 4:42)	42	35
Browns	4	01:04	K.Hunt 22 yd. pass from B.Mayfield (C.Parkey kick) (4-75, 0:47)	42	42
Ravens	4	00:02	J.Tucker 55 yd. Field Goal (6-38, 1:02)	45	42
Ravens	4	00:00	J.Landry OB in end zone, forced by M.Humphrey, for a Safety	47	42

## CLEVELAND BROWNS (HEAD COACH: KEVIN STEFANSKI)

OFFENSE		DEFENSE	
WR	82 R. Higgins	DE	95 M. Garrett
WR	80 J. Landry	DE	54 O. Vernon
LT	71 J. Willis Jr.	DT	65 L. Ogunjobi
LG	75 J. Bitonio	DT	98 S. Richardson
C	64 J. Tretter	WILL	51 M. Wilson
RG	77 W. Teller	MIKE	93 B. Goodson
RT	78 J. Conklin	SAM	44 S. Takitaki
TE	88 H. Bryant	CB	28 K. Johnson
TE	85 D. Njoku	CB	39 T. Mitchell
QB	6 B. Mayfield	FS	23 A. Sendejo
RB	24 N. Chubb	SS	42 K. Joseph

## BALTIMORE RAVENS (HEAD COACH: JOHN HARBAUGH)

OFFENSE		DEFENSE	
WR	5 M. Brown	DT	93 C. Campbell
LT	78 O. Brown Jr.	NT	98 B. Williams
LG	77 B. Bozeman	DE	95 D. Wolfe
C	65 P. Mekari	RUSH	90 P. McPhee
RG	72 B. Powers	MLB	6 P. Queen
RT	74 T. Phillips	WLB	49 C. Board
TE	68 M. Skura	SAM	99 M. Judon
QB	8 L. Jackson	LCB	24 M. Peters
FB	42 P. Ricard	SS	36 C. Clark
RB	21 M. Ingram II	FS	32 D. Elliott
WR	80 M. Boykin	RCB	44 M. Humphrey

**OFFICIALS:** Referee: Bill Vinovich (52), Umpire: Terry Killens Jr. (77), Down Judge: Mike Carr (63), Line Judge: Jeff Seeman (45), Field Judge: David Meslow (118), Side Judge: Don Willard (58), Back Judge: Perry Paganelli (46), Replay Official: Mark Butterworth, Replay Assistant: John Kiger

## BALTIMORE RAVENS

PASSING	ATT	CP	YDS	SK/YD	TD	LG	INT	RTG
Lamar Jackson	17	11	163	4/22	1	44t	0	115.6
Trace McSorley	4	1	13	0/0	0	13	0	40.6
<b>TOTAL</b>	<b>21</b>	<b>12</b>	<b>176</b>	<b>4/22</b>	<b>1</b>	<b>44T</b>	<b>0</b>	<b>100.5</b>

RUSHING	ATT	YDS	AVG	LG	TD
Lamar Jackson	9	124	13.8	44	2
J.K. Dobbins	13	53	4.1	13	1
Gus Edwards	7	49	7.0	19t	2
Justice Hill	1	4	4.0	4	0
Trace McSorley	2	1	0.5	4	0
<b>TOTAL</b>	<b>32</b>	<b>231</b>	<b>7.2</b>	<b>44</b>	<b>5</b>

RECEIVING	NO	YDS	AVG	LG	TD
Mark Andrews	5	78	15.6	39	0
Willie Snead IV	3	29	9.7	13	0
Marquise Brown	2	50	25.0	44t	1
Miles Boykin	1	15	15.0	15	0
Gus Edwards	1	4	4.0	4	0
<b>TOTAL</b>	<b>12</b>	<b>176</b>	<b>14.7</b>	<b>44T</b>	<b>1</b>

TOP DEFENSE	TOT	SOLO	AST	SCK	YDS	INT
Chuck Clark	10	5	5	0.0	0.0	0
Patrick Queen	8	3	5	0.0	0.0	0
DeShon Elliott	7	5	2	0.0	0.0	0

FIELD GOALS	FGM/FGA	PERCENT	RESULTS
Justin Tucker	1-1	100.0	55G
<b>TOTAL</b>	<b>1-1</b>	<b>100.0</b>	

## CLEVELAND BROWNS

PASSING	ATT	CP	YDS	SK/YD	TD	LG	INT	RTG
Baker Mayfield	47	28	343	0/0	2	37	1	87.5
Jarvis Landry	1	1	12	0/0	0	12	0	116.7
<b>TOTAL</b>	<b>48</b>	<b>29</b>	<b>355</b>	<b>0/0</b>	<b>2</b>	<b>37</b>	<b>1</b>	<b>88.5</b>

RUSHING	ATT	YDS	AVG	LG	TD
Nick Chubb	17	82	4.8	14t	2
Kareem Hunt	6	33	5.5	10	1
Baker Mayfield	5	23	4.6	7	1
<b>TOTAL</b>	<b>28</b>	<b>138</b>	<b>4.9</b>	<b>14T</b>	<b>4</b>

RECEIVING	NO	YDS	AVG	LG	TD
Kareem Hunt	6	77	12.8	26	1
Rashard Higgins	6	68	11.3	21t	1
Jarvis Landry	6	52	8.7	12	0
Donovan Peoples-Jones	3	74	24.7	37	0
David Njoku	3	45	15.0	20	0
Harrison Bryant	3	18	6.0	9	0
Nick Chubb	2	21	10.5	12	0
<b>TOTAL</b>	<b>29</b>	<b>355</b>	<b>12.2</b>	<b>37</b>	<b>2</b>

TOP DEFENSE	TOT	SOLO	AST	SCK	YDS	INT
Karl Joseph	7	5	2	0.0	0.0	0
Sheldon Richardson	6	3	3	1.0	8.0	0
Sione Takitaki	5	3	2	1.0	1.0	0

FIELD GOALS	FGM/FGA	PERCENT	RESULTS
Cody Parkey	0-1	0.0	39WL
<b>TOTAL</b>	<b>0-1</b>	<b>0.0</b>	

## GAME HIGHLIGHTS

- **QB Lamar Jackson** and **RB Gus Edwards** are the only duo to have 2+ rushing TDs each in the same game in Ravens' franchise history. Edwards recorded his first-career multi-touchdown performance on the ground. Edwards and Jackson are tied for a team-high 6 rushing TDs in 2020.
- The Ravens are 26-3 when tallying at least 200 rushing yards under Coach Harbaugh (2008-20).
- **K Justin Tucker** now owns 16-career game-winning FGs (15 regular season and 1 playoff).
- **CB Marlon Humphrey** leads the NFL with 8 FFs in 2020. The 8 FFs are the Ravens' single-season record for forced fumbles (OLB Terrell Suggs had 7 in 2011).
- **OLB Tyus Bowser** recorded his team-high (tied, Marcus Peters) third interception and the fourth of his career. It marked Bowser's third INT in the Ravens' past four games.

## TEAM STATISTICS

	RAVENS	BROWNS
First Downs	25	33
3rd-Down Eff. (Made/Att/Pct)	6/11/55%	5/12/42%
4th-Down Eff. (Made/Att/Pct)	1/1/100%	2/2/100%
Total Net Yards	385	493
Total Plays	57	76
Yards Per Play	6.8	6.5
Rushes/Net Yards	32/231	28/138
Net Passing	154	355
Pass Attempts/Completions	21/12	48/29
Had Intercepted	0	1
Sacked/Yards Lost	4/22	0/0
Punts/Average	4/43.0	2/45.5
Penalties/Yards	8/69	8/75
Fumbles/Lost	1/0	7/0
Possession Time	28:03	31:57





# GAME 14: JAGUARS 14, RAVENS 40

Jacksonville (1-13) • Baltimore (9-5)

Sunday, December 20, 2020 • 1:00 PM EST • M&T Bank Stadium • Baltimore  
Partly Cloudy Temp: 39° F, Humidity: 78%, Wind: SSW 3 mph • Attendance: 0 • Time: 2:57



Jacksonville Jaguars	0	0	7	7	—	14
Baltimore Ravens	9	17	7	7	—	40

## SCORING DRIVES

TEAM	QTR	TIME	SCORING PLAY	JAX	BAL
Ravens	1	10:57	G.Minshew II sacked in end zone by M.Judon for a Safety	0	2
Ravens	1	06:35	M.Boykin 4 yd. pass from L.Jackson (J.Tucker kick) (7-68, 4:22)	0	9
Ravens	2	14:14	J.Dobbins 2 yd. run (J.Tucker kick) (6-49, 2:36)	0	16
Ravens	2	07:44	J.Tucker 46 yd. Field Goal (6-41, 2:59)	0	19
Ravens	2	01:20	D.Bryant 11 yd. pass from L.Jackson (J.Tucker kick) (8-57, 1:56)	0	26
Jaguars	3	09:09	J.Robinson 17 yd. pass from G.Minshew II (A.Rosas kick) (10-75, 5:51)	7	26
Ravens	3	04:35	L.Jackson 5 yd. run (J.Tucker kick) (10-75, 4:34)	7	33
Ravens	4	09:46	M.Andrews 3 yd. pass from L.Jackson (J.Tucker kick) (10-86, 5:50)	7	40
Jaguars	4	01:44	C.Conley 13 yd. pass from G.Minshew II (A.Rosas kick) (6-66, 2:12)	14	40

## JACKSONVILLE JAGUARS

OFFENSE		DEFENSE	
WR 18	C. Conley	DE 96	A. Gotsis
LT 74	C. Robinson	DE 91	D. Smart
LG 68	A. Norwell	NT 58	D. Costin
C 69	T. Shatley	DT 99	D. Ekale
RG 60	A. Cann	WLB 44	M. Jack
RT 75	J. Taylor	MLB 47	J. Schobert
TE 88	T. Eifert	SLB 27	C. Claybrooks
TE 80	J. O'Shaughnessy	FS 29	J. Jones
TE 85	E. Saubert	FS 25	J. Wilson
QB 15	G. Minshew II	LCB 37	T. Herndon
RB 30	J. Robinson	LCB 34	G. Mabin

## BALTIMORE RAVENS (HEAD COACH: JOHN HARBAUGH)

OFFENSE		DEFENSE	
WR 83	W. Snead IV	DT 92	J. Madubuike
WR 5	M. Brown	NT 98	B. Williams
LT 78	O. Brown Jr.	DE 95	D. Wolfe
LG 77	B. Bozeman	RUSH 90	P. McPhee
C 65	P. Mekari	MLB 6	P. Queen
RG 72	B. Powers	WLB 40	M. Harrison
RT 70	D. Fluker	SAM 99	M. Judon
QB 8	L. Jackson	LCB 23	A. Averett
FB 42	P. Ricard	SS 36	C. Clark
RB 35	G. Edwards	FS 32	D. Elliott
WR 80	M. Boykin	RCB 44	M. Humphrey

OFFICIALS: Referee: Ronald Torbert (62), Umpire: Richard Hall (49), Down Judge: Patrick Turner (13), Line Judge: Tim Podraza (47), Field Judge: James Coleman (95), Side Judge: Clay Reynard (18), Back Judge: Gregory Wilson (119), Replay Official: Andrew Lambert

## JACKSONVILLE JAGUARS

PASSING	ATT	CP	YDS	SK/YD	TD	LG	INT	RTG
Gardner Minshew II	29	22	226	5/21	2	28	0	120.8
<b>TOTAL</b>	<b>29</b>	<b>22</b>	<b>226</b>	<b>5/21</b>	<b>2</b>	<b>28</b>	<b>0</b>	<b>120.8</b>

RUSHING	ATT	YDS	AVG	LG	TD
James Robinson	16	35	2.2	11	0
Dare Ogunbowale	2	17	8.5	17	0
Gardner Minshew II	2	9	4.5	10	0
Laviska Shenault Jr.	2	1	0.5	1	0
<b>TOTAL</b>	<b>22</b>	<b>62</b>	<b>2.8</b>	<b>17</b>	<b>0</b>

RECEIVING	NO	YDS	AVG	LG	TD
Laviska Shenault Jr.	5	43	8.6	21	0
DJ Chark Jr.	4	53	13.3	22	0
Tyler Eifert	3	51	17.0	28	0
James Robinson	3	18	6.0	17t	1
Keelan Cole Sr.	2	22	11.0	14	0
Chris Conley	1	13	13.0	13t	1
Collin Johnson	1	8	8.0	8	0
Dare Ogunbowale	1	8	8.0	8	0
James O'Shaughnessy	1	6	6.0	6	0
Devine Ozigbo	1	4	4.0	4	0
<b>TOTAL</b>	<b>22</b>	<b>226</b>	<b>10.3</b>	<b>28</b>	<b>2</b>

TOP DEFENSE	TOT	SOLO	AST	SCK	YDS	INT
Joe Schobert	11	6	5	0.0	0.0	0
Jarrod Wilson	10	10	0	0.0	0.0	0
Myles Jack	10	7	3	0.0	0.0	0

FIELD GOALS	FGM/FGA	PERCENT	RESULTS
	No Field Goals		

## BALTIMORE RAVENS

PASSING	ATT	CP	YDS	SK/YD	TD	LG	INT	RTG
Lamar Jackson	22	17	243	1/0	3	44	1	133.1
Tyler Huntley	4	2	7	0/0	0	8	0	56.2
<b>TOTAL</b>	<b>26</b>	<b>19</b>	<b>250</b>	<b>1/0</b>	<b>3</b>	<b>44</b>	<b>1</b>	<b>125.5</b>

RUSHING	ATT	YDS	AVG	LG	TD
J.K. Dobbins	14	64	4.6	11	1
Gus Edwards	9	42	4.7	7	0
Lamar Jackson	10	35	3.5	18	1
Tyler Huntley	4	18	4.5	19	0
<b>TOTAL</b>	<b>37</b>	<b>159</b>	<b>4.3</b>	<b>19</b>	<b>2</b>

RECEIVING	NO	YDS	AVG	LG	TD
Marquise Brown	6	98	16.3	44	0
Mark Andrews	5	66	13.2	27	1
Gus Edwards	2	36	18.0	34	0
Patrick Ricard	2	10	5.0	11	0
J.K. Dobbins	1	17	17.0	17	0
Dez Bryant	1	11	11.0	11t	1
Justice Hill	1	8	8.0	8	0
Miles Boykin	1	4	4.0	4t	1
<b>TOTAL</b>	<b>19</b>	<b>250</b>	<b>13.2</b>	<b>44</b>	<b>3</b>

TOP DEFENSE	TOT	SOLO	AST	SCK	YDS	INT
Marlon Humphrey	7	6	1	0.0	0.0	0
Patrick Queen	6	4	2	1.0	4.0	0
Brandon Williams	5	4	1	0.0	0.0	0

FIELD GOALS	FGM/FGA	PERCENT	RESULTS
Justin Tucker	1-2	50.0	46G, 57WL
<b>TOTAL</b>	<b>1-2</b>	<b>50.0</b>	

## GAME HIGHLIGHTS

- **QB Lamar Jackson** has eclipsed 800 rushing yards for the second time (2019) in his career. He joins Michael Vick (2004 & 2006) as the only QBs in NFL history to notch at least 800 rushing yards in multiple seasons. Jackson also became the first QB to rush for 800-plus yards in back-to-back seasons.
- **DE Yannick Ngakoue** (2 sacks, FF) has recorded 10 games with two or more sacks since 2017, tying for the NFL's third most (Aaron Donald, 13 & Cameron Jordan, 12). He has also registered 18 FFs since entering the league in 2016, marking the NFL's second most during that span (Khalil Mack, 20).
- With his sixth rushing TD, **RB J.K. Dobbins** tied RB Jamal Lewis (6 in 2000) for the most rushing TDs by a rookie in Ravens franchise history. Dobbins has now rushed for a touchdown in four-straight games, also a Ravens' rookie record (Jamal Lewis, three games, 2000).
- **WR Dez Bryant** hauled in an 11-yard TD reception in the victory. It marked his first TD reception since 12/10/17 as a member of the Dallas Cowboys.

## TEAM STATISTICS

	JAGUARS	RAVENS
First Downs	17	26
3rd-Down Eff. (Made/Att/Pct)	5/12/42%	8/12/67%
4th-Down Eff. (Made/Att/Pct)	1/3/33%	1/2/50%
Total Net Yards	267	409
Total Plays	56	64
Yards Per Play	4.8	6.4
Rushes/Net Yards	22/62	37/159
Net Passing	205	250
Pass Attempts/Completions	29/22	26/19
Had Intercepted	0	1
Sacked/Yards Lost	5/21	1/0
Punts/Average	3/36.7	0/0.0
Penalties/Yards	7/67	4/40
Fumbles/Lost	2/1	4/0
Possession Time	28:12	31:48



# GAME 15: GIANTS 13, RAVENS 27

N. Y. Giants (5-10) • Baltimore (10-5)

Sunday, December 27, 2020 • 1:00 PM EST • M&T Bank Stadium • Baltimore  
Sunny Temp: 38° F, Humidity: 48%, Wind: SSE 3 mph • Attendance: 0 • Time: 3:04



New York Giants	0	3	3	7	—	13
Baltimore Ravens	14	6	0	7	—	27

## SCORING DRIVES

TEAM	QTR	TIME	SCORING PLAY	NYG	BAL
Ravens	1	06:48	M.Brown 6 yd. pass from L.Jackson (J.Tucker kick) (13-82, 8:12)	0	7
Ravens	1	00:07	J.Dobbins 2 yd. run (J.Tucker kick) (10-65, 5:05)	0	14
Ravens	2	04:38	J.Tucker 20 yd. Field Goal (13-60, 8:13)	0	17
Giants	2	01:08	G.Gano 31 yd. Field Goal (11-64, 3:30)	3	17
Ravens	2	00:00	J.Tucker 28 yd. Field Goal (10-65, 1:08)	3	20
Giants	3	03:54	G.Gano 42 yd. Field Goal (13-66, 6:52)	6	20
Ravens	4	14:55	D.Bryant 8 yd. pass from L.Jackson (J.Tucker kick) (7-59, 3:59)	6	27
Giants	4	08:40	S.Shepard 3 yd. pass from D.Jones (G.Gano kick) (15-76, 6:15)	13	27

### NEW YORK GIANTS (HEAD COACH: JOE JUDGE)

OFFENSE			DEFENSE		
WR	87	S. Shepard	DT	99	L. Williams
WR	86	D. Slayton	NT	94	D. Tomlinson
RT	75	C. Fleming	DE	97	D. Lawrence II
RG	70	K. Zeiter	LB	55	D. Mayo
C	65	N. Gates	MLB	54	B. Martinez
LG	66	S. Lemieux	WLB	48	T. Crowder
LT	78	A. Thomas	S	29	X. McKinney
TE	82	K. Smith	S	21	J. Peppers
TE	88	E. Engram	CB	24	J. Bradberry IV
RB	22	W. Gallman Jr.	CB	23	L. Ryan
QB	8	D. Jones	CB	27	I. Yadom

### BALTIMORE RAVENS (HEAD COACH: JOHN HARBAUGH)

OFFENSE			DEFENSE		
WR	80	M. Boykin	DT	93	C. Campbell
LT	78	O. Brown Jr.	NT	98	B. Williams
LG	77	B. Bozeman	DE	95	D. Wolfe
C	65	P. Mekari	RUSH	90	P. McPhee
RG	72	B. Powers	MLB	6	P. Queen
RT	70	D. Fluker	WLB	40	M. Harrison
TE	68	M. Skura	SAM	99	M. Judon
TE	85	E. Tomlinson	LCB	44	M. Humphrey
QB	8	L. Jackson	SS	36	C. Clark
FB	42	P. Ricard	FS	32	D. Elliott
RB	27	J. Dobbins	RCB	23	A. Averett

OFFICIALS: Referee: John Hussey (35), Umpire: Roy Ellison (81), Line Judge: Brian Bolinger (40), Line Judge: Tom Symonette (100), Field Judge: Allen Baynes (56), Field Judge: Steve Zimmer (33), Back Judge: Grantis Bell (27), Replay Assistant: Jamar Law

## NEW YORK GIANTS

PASSING	ATT	CP	YDS	SK/YD	TD	LG	INT	RTG
Daniel Jones	41	24	252	6/37	1	20	0	84.6
<b>TOTAL</b>	<b>41</b>	<b>24</b>	<b>252</b>	<b>6/37</b>	<b>1</b>	<b>20</b>	<b>0</b>	<b>84.6</b>

RUSHING	ATT	YDS	AVG	LG	TD
Wayne Gallman Jr.	6	27	4.5	9	0
Dion Lewis	1	15	15.0	15	0
Evan Engram	1	5	5.0	5	0
Alfred Morris	3	4	1.3	2	0
Daniel Jones	1	3	3.0	3	0
<b>TOTAL</b>	<b>12</b>	<b>54</b>	<b>4.5</b>	<b>15</b>	<b>0</b>

RECEIVING	NO	YDS	AVG	LG	TD
Sterling Shepard	9	77	8.6	16	1
Evan Engram	7	65	9.3	15	0
Dante Pettis	2	33	16.5	20	0
Darius Slayton	2	26	13.0	15	0
Wayne Gallman Jr.	2	26	13.0	19	0
C.J. Board	1	16	16.0	16	0
Alfred Morris	1	9	9.0	9	0
<b>TOTAL</b>	<b>24</b>	<b>252</b>	<b>10.5</b>	<b>20</b>	<b>1</b>

TOP DEFENSE	TOT	SOLO	AST	SCK	YDS	INT
Blake Martinez	12	7	5	0.0	0.0	0
Logan Ryan	8	7	1	0.0	0.0	0
Tae Crowder	8	5	3	0.0	0.0	0

FIELD GOALS	FGM/FGA	PERCENT	RESULTS
Graham Gano	2-2	100.0	31G, 42G
<b>TOTAL</b>	<b>2-2</b>	<b>100.0</b>	

## BALTIMORE RAVENS

PASSING	ATT	CP	YDS	SK/YD	TD	LG	INT	RTG
Lamar Jackson	26	17	183	0/0	2	27	0	111.5
<b>TOTAL</b>	<b>26</b>	<b>17</b>	<b>183</b>	<b>0/0</b>	<b>2</b>	<b>27</b>	<b>0</b>	<b>111.5</b>

RUSHING	ATT	YDS	AVG	LG	TD
Gus Edwards	15	85	5.7	32	0
Lamar Jackson	13	80	6.2	20	0
J.K. Dobbins	11	77	7.0	25	1
Devin Duvernay	1	7	7.0	7	0
<b>TOTAL</b>	<b>40</b>	<b>249</b>	<b>6.2</b>	<b>32</b>	<b>1</b>

RECEIVING	NO	YDS	AVG	LG	TD
Mark Andrews	6	76	12.7	25	0
Marquise Brown	4	25	6.3	9	1
Gus Edwards	2	37	18.5	27	0
Willie Snead IV	2	24	12.0	13	0
Miles Boykin	1	13	13.0	13	0
Dez Bryant	1	8	8.0	8t	1
Devin Duvernay	1	0	0.0	0	0
<b>TOTAL</b>	<b>17</b>	<b>183</b>	<b>10.8</b>	<b>27</b>	<b>2</b>

TOP DEFENSE	TOT	SOLO	AST	SCK	YDS	INT
Marlon Humphrey	6	5	1	0.0	0.0	0
Anthony Averett	5	4	1	0.0	0.0	0
Chuck Clark	4	3	1	0.0	0.0	0

FIELD GOALS	FGM/FGA	PERCENT	RESULTS
Justin Tucker	2-2	100.0	20G, 28G
<b>TOTAL</b>	<b>2-2</b>	<b>100.0</b>	

## GAME HIGHLIGHTS

- With his seventh rushing TD, **RB J.K. Dobbins** passed RB Jamal Lewis (6 in 2000) for the most rushing TDs by a rookie in Ravens franchise history. Dobbins has now rushed for a TD in five-straight games, extending his Ravens' rookie record (Jamal Lewis, three games, 2000).
- Dobbins' 7 total TDs this season also tie for the most ever by a Ravens' rookie (Marquise Brown – 2019; Marlon Brown – 2013; Torrey Smith – 2011).
- In **QB Lamar Jackson's** 13-career December starts, he's produced 2,182 passing yards and 1,029 rushing yards. He has tallied 24 passing TDs and just 3 INTs, also rushing for 8 TDs.
- With 1 rushing TD, Baltimore produced its 22nd ground TD of the season, tying (2009) a single-season franchise record.
- The 2020 Ravens are the first team in NFL history (data available since 1932) to have three players (**J.K. Dobbins**, **Gus Edwards** and **Lamar Jackson**) each eclipse 600 rushing yards and record at least 6 rushing TDs in a single season.

## TEAM STATISTICS

	GIANTS	RAVENS
First Downs	24	25
3rd-Down Eff. (Made/Att/Pct)	1/10/10%	8/11/73%
4th-Down Eff. (Made/Att/Pct)	1/3/33%	0/0/0%
Total Net Yards	269	432
Total Plays	59	66
Yards Per Play	4.6	6.5
Rushes/Net Yards	12/54	40/249
Net Passing	215	183
Pass Attempts/Completions	41/24	26/17
Had Intercepted	0	0
Sacked/Yards Lost	6/37	0/0
Punts/Average	3/47.0	2/34.0
Penalties/Yards	5/35	10/65
Fumbles/Lost	0/0	1/1
Possession Time	24:51	35:09



# GAME 16: RAVENS 38, BENGALS 3

Baltimore (11-5) • Cincinnati (4-11-1)

Sunday, January 3, 2021 • 1:00 PM EST • Paul Brown Stadium • Cincinnati  
Cloudy Temp: 39° F, Humidity: 79%, Wind: W 10 mph • Attendance: 10,499 • Time: 2:55



<b>Baltimore Ravens</b> .....	<b>10</b>	<b>7</b>	<b>21</b>	<b>0</b>	<b>—</b>	<b>38</b>
<b>Cincinnati Bengals</b> .....	<b>0</b>	<b>3</b>	<b>0</b>	<b>0</b>	<b>—</b>	<b>3</b>

## SCORING DRIVES

TEAM	QTR	TIME	SCORING PLAY	BAL	CIN
Ravens	1	08:08	J.Tucker 34 yd. Field Goal (12-59, 6:52)	3	0
Ravens	1	03:48	M.Boykin 43 yd. pass from L.Jackson (J.Tucker kick) (6-69, 2:52)	10	0
Ravens	2	04:26	M.Brown 18 yd. pass from L.Jackson (J.Tucker kick) (17-93, 8:39)	17	0
Bengals	2	00:32	A.Seibert 38 yd. Field Goal (8-55, 3:54)	17	3
Ravens	3	09:55	J.Dobbins 4 yd. run (J.Tucker kick) (5-70, 2:40)	24	3
Ravens	3	03:44	M.Brown 9 yd. pass from L.Jackson (J.Tucker kick) (10-50, 5:10)	31	3
Ravens	3	01:45	J.Dobbins 72 yd. run (J.Tucker kick) (2-80, 0:53)	38	3

### CINCINNATI BENGALS (HEAD COACH: ZAC TAYLOR)

OFFENSE			DEFENSE		
WR	85	T. Higgins	DE	58	C. Lawson
WR	18	A. Green	DE	94	S. Hubbard
LT	74	F. Johnson	DT	99	C. Covington
LG	72	X. Su'a-Filo	DT	71	X. Williams
C	66	T. Hopkins	LB	56	J. Bynes
RG	67	Q. Spain	LB	59	A. Davis-Gaither
RT	68	B. Hart	LB	57	G. Pratt
TE	89	D. Sample	CB	23	D. Phillips
QB	8	B. Allen	CB	38	L. Sims
HB	34	S. Perine	S	24	V. Bell
HB	25	G. Bernard	S	30	J. Bates III

### BALTIMORE RAVENS (HEAD COACH: JOHN HARBAUGH)

OFFENSE			DEFENSE		
WR	80	M. Boykin	DT	93	C. Campbell
WR	5	M. Brown	NT	98	B. Williams
LT	78	O. Brown Jr.	RUSH	90	P. McPhee
LG	77	B. Bozeman	MLB	6	P. Queen
C	63	T. Colon	VLB	3	L. Fort
RG	72	B. Powers	SAM	54	T. Bowser
RT	70	D. Fluker	LCB	24	M. Peters
QB	8	L. Jackson	SS	36	C. Clark
FB	42	P. Ricard	FS	32	D. Elliott
RB	35	G. Edwards	RCB	23	A. Averett
WR	13	O. Duvernay	DB	44	M. Humphrey

**OFFICIALS:** Referee: Land Clark (130), **Umpire:** Alan Eck (76), **Down Judge:** Tripp Sutter (37), **Line Judge:** Mark Stewart (75), **Field Judge:** Tra Blake (33), **Side Judge:** Mearl Robinson (31), **Back Judge:** Tony Josselyn (67), **Head Linesman:** John McGrath (5), **Replay Official:** John McGrath

## BALTIMORE RAVENS

PASSING	ATT	CP	YDS	SK/YD	TD	LG	INT	RTG
Lamar Jackson	18	10	113	0/0	3	43t	1	91.0
Tyler Huntley	1	1	8	0/0	0	8	0	100.0
<b>TOTAL</b>	<b>19</b>	<b>11</b>	<b>121</b>	<b>0/0</b>	<b>3</b>	<b>43T</b>	<b>1</b>	<b>94.5</b>

RUSHING	ATT	YDS	AVG	LG	TD
J.K. Dobbins	13	160	12.3	72t	2
Lamar Jackson	11	97	8.8	20	0
Gus Edwards	12	60	5.0	11	0
Mark Ingram II	9	39	4.3	16	0
Devin Duvernay	1	22	22.0	22	0
Justice Hill	2	21	10.5	16	0
Tyler Huntley	6	5	0.8	2	0
<b>TOTAL</b>	<b>54</b>	<b>404</b>	<b>7.5</b>	<b>72T</b>	<b>2</b>

RECEIVING	NO	YDS	AVG	LG	TD
Marquise Brown	5	41	8.2	18t	2
Mark Andrews	4	27	6.8	9	0
Miles Boykin	1	43	43.0	43t	1
Gus Edwards	1	10	10.0	10	0
<b>TOTAL</b>	<b>11</b>	<b>121</b>	<b>11.0</b>	<b>43T</b>	<b>3</b>

TOP DEFENSE	TOT	SOLO	AST	SCK	YDS	INT
Matthew Judon	6	3	3	0.0	0.0	0
Chuck Clark	4	3	1	0.0	0.0	1
Patrick Queen	4	2	2	0.0	0.0	0

FIELD GOALS	FGM/FGA	PERCENT	RESULTS
Justin Tucker	1-1	100.0	34G
<b>TOTAL</b>	<b>1-1</b>	<b>100.0</b>	

## CINCINNATI BENGALS

PASSING	ATT	CP	YDS	SK/YD	TD	LG	INT	RTG
Brandon Allen	21	6	48	0/0	0	21	2	0.0
<b>TOTAL</b>	<b>21</b>	<b>6</b>	<b>48</b>	<b>0/0</b>	<b>0</b>	<b>21</b>	<b>2</b>	<b>0.0</b>

RUSHING	ATT	YDS	AVG	LG	TD
Trayveon Williams	4	74	18.5	55	0
Samaje Perine	9	51	5.7	15	0
Tyler Boyd	1	11	11.0	11	0
Giovani Bernard	3	7	2.3	4	0
Alex Erickson	1	2	2.0	2	0
Brandon Allen	1	2	2.0	2	0
<b>TOTAL</b>	<b>19</b>	<b>147</b>	<b>7.7</b>	<b>55</b>	<b>0</b>

RECEIVING	NO	YDS	AVG	LG	TD
Drew Sample	2	15	7.5	8	0
Cethan Carter	1	21	21.0	21	0
Alex Erickson	1	8	8.0	8	0
Trayveon Williams	1	3	3.0	3	0
Tyler Boyd	1	1	1.0	1	0
<b>TOTAL</b>	<b>6</b>	<b>48</b>	<b>8.0</b>	<b>21</b>	<b>0</b>

TOP DEFENSE	TOT	SOLO	AST	SCK	YDS	INT
Akeem Davis-Gaither	10	6	4	0.0	0.0	1
Josh Bynes	10	7	3	0.0	0.0	0
Germaine Pratt	8	6	2	0.0	0.0	0

FIELD GOALS	FGM/FGA	PERCENT	RESULTS
Austin Seibert	1-1	100.0	38G
<b>TOTAL</b>	<b>1-1</b>	<b>100.0</b>	

## GAME HIGHLIGHTS

- With their fifth-straight win, Baltimore clinched a playoff berth for the third-consecutive year and for the ninth time in 13 seasons during the **John Harbaugh Era** (since 2008).
- With 404 rushing yards, the Ravens set a new single-game franchise record, surpassing their previous single-game high of 343 vs. Cle. (9/14/03). Baltimore's 404 rushing yards are also the fourth most in a game since 1950 and the second most since the 1970 merger.
- Baltimore finished the regular season with the NFL's most rushing yards (3,071) for the second-straight season. Baltimore became just the fourth team since 1970 to rush for over 3,000 yards.
- **QB Lamar Jackson** became the first/fastest quarterback in NFL history to reach 30 wins in his first 37 starts. He is now 30-7 as a starter.
- **RB J.K. Dobbins** and **RB Gus Edwards** each surpassed 700 rushing yards for the season, while Jackson led the team with 1,005. The 2020 Ravens join the 2019 Ravens and 2011 Panthers as the only teams ever with three 700-yard rushers in an NFL season.

## TEAM STATISTICS

	RAVENS	BENGALS
First Downs	24	10
3rd-Down Eff. (Made/Att/Pct)	11/17/65%	1/9/11%
4th-Down Eff. (Made/Att/Pct)	1/2/50%	0/0/0%
Total Net Yards	525	195
Total Plays	73	40
Yards Per Play	7.2	4.9
Rushes/Net Yards	54/404	19/147
Net Passing	121	48
Pass Attempts/Completions	19/11	21/6
Had Intercepted	1	2
Sacked/Yards Lost	0/0	0/0
Punts/Average	2/50.0	7/48.4
Penalties/Yards	6/49	3/29
Fumbles/Lost	0/0	0/0
Possession Time	40:31	19:29





# AFC WILD CARD PLAYOFF GAME 1: RAVENS 20, TITANS 13

Baltimore (1-0) • Tennessee (0-1)

Sunday, January 10, 2021 • 1:05 PM EST • Nissan Stadium • Tennessee

Indoors • Attendance: 14,029 • Time: 2:45



Baltimore Ravens	0	10	7	3	—	20
Tennessee Titans	10	0	0	3	—	13

## SCORING DRIVES

TEAM	QTR	TIME	SCORING PLAY	BAL	TEN
Titans	1	05:39	A.Brown 10 yd. pass from R.Tannehill (S.Gostkowski kick) (10-70, 6:11)	0	7
Titans	1	01:38	S.Gostkowski 45 yd. Field Goal (7-45, 2:42)	0	10
Ravens	2	09:59	J.Tucker 33 yd. Field Goal (12-60, 6:39)	3	10
Ravens	2	02:32	L.Jackson 48 yd. run (J.Tucker kick) (7-82, 4:03)	10	10
Ravens	3	09:01	J.Dobbins 4 yd. run (J.Tucker kick) (10-77, 5:59)	17	10
Titans	4	14:56	S.Gostkowski 25 yd. Field Goal (7-51, 3:15)	17	13
Ravens	4	04:19	J.Tucker 51 yd. Field Goal (9-52, 5:41)	20	13

## TENNESSEE TITANS (HEAD COACH: MIKE VRABEL)

OFFENSE			DEFENSE		
WR	11	A. Brown	NT	92	M. Dickerson
LT	72	D. Quessenberry	DT	98	J. Simmons
LG	76	R. Saffold III	DT	90	D. Jones
C	60	B. Jones	OLB	58	H. Landry III
RG	64	N. Davis	OLB	49	N. Dzubnar
RT	71	D. Kelly	ILB	54	R. Evans
TE	81	J. Smith	ILB	51	D. Long Jr.
TE	87	G. Swaim	CB	21	M. Butler
QB	17	R. Tannehill	CB	25	A. Jackson
RB	22	D. Henry	S	31	K. Byard
FB	41	K. Blasingame	S	24	K. Vaccaro

## BALTIMORE RAVENS (HEAD COACH: JOHN HARBAUGH)

OFFENSE			DEFENSE		
WR	80	M. Boykin	DT	93	C. Campbell
LT	78	O. Brown Jr.	NT	98	B. Williams
LG	77	B. Bozeman	DE	95	D. Wolfe
C	65	P. Mekari	RUSH	90	P. McPhee
RG	72	B. Powers	MLB	40	M. Harrison
RT	74	T. Phillips	WLB	3	L. Fort
TE	89	M. Andrews	SAM	99	M. Judon
TE	85	E. Tomlinson	LCB	24	M. Peters
QB	8	L. Jackson	FS	32	D. Elliott
FB	42	P. Ricard	SS	36	C. Clark
RB	27	J. Dobbins	RCB	44	M. Humphrey

OFFICIALS: Referee: Jerome Boger (23), Umpire: Carl Paganelli (124), Line Judge: Brian Bolinger (40), Line Judge: Walt Coleman IV (65), Field Judge: Mike Weatherford (116), Side Judge: Keith Washington (7), Back Judge: Brad Freeman (88), Replay Official: John McGrath

## BALTIMORE RAVENS

PASSING	ATT	CP	YDS	SK/YD	TD	LG	INT	RTG
Lamar Jackson	24	17	179	5/14	0	28	1	74.8
<b>TOTAL</b>	<b>24</b>	<b>17</b>	<b>179</b>	<b>5/14</b>	<b>0</b>	<b>28</b>	<b>1</b>	<b>74.8</b>

RUSHING	ATT	YDS	AVG	LG	TD
Lamar Jackson	16	136	8.5	48t	1
J.K. Dobbins	9	43	4.8	12	1
Gus Edwards	8	38	4.8	8	0
Marquise Brown	2	19	9.5	15	0
<b>TOTAL</b>	<b>35</b>	<b>236</b>	<b>6.7</b>	<b>48T</b>	<b>2</b>

RECEIVING	NO	YDS	AVG	LG	TD
Marquise Brown	7	109	15.6	28	0
Mark Andrews	4	41	10.3	17	0
Patrick Ricard	3	26	8.7	11	0
Willie Snead IV	2	9	4.5	5	0
J.K. Dobbins	1	-6	-6.0	-6	0
<b>TOTAL</b>	<b>17</b>	<b>179</b>	<b>10.5</b>	<b>28</b>	<b>0</b>

TOP DEFENSE	TOT	SOLO	AST	SCK	YDS	INT
Derek Wolfe	6	4	2	1.0	7.0	0
Pernell McPhee	6	5	1	0.0	0.0	0
Marlon Humphrey	5	4	1	0.0	0.0	0

FIELD GOALS	FGM/FGA	PERCENT	RESULTS
Justin Tucker	2-3	66.7	33G, 52WR, 51G
<b>TOTAL</b>	<b>2-3</b>	<b>66.7</b>	

## TENNESSEE TITANS

PASSING	ATT	CP	YDS	SK/YD	TD	LG	INT	RTG
Ryan Tannehill	26	18	165	1/7	1	35	1	83.0
<b>TOTAL</b>	<b>26</b>	<b>18</b>	<b>165</b>	<b>1/7</b>	<b>1</b>	<b>35</b>	<b>1</b>	<b>83.0</b>

RUSHING	ATT	YDS	AVG	LG	TD
Derrick Henry	18	40	2.2	8	0
Ryan Tannehill	2	6	3.0	4	0
Jeremy McNichols	1	4	4.0	4	0
Darrynton Evans	1	1	1.0	1	0
<b>TOTAL</b>	<b>22</b>	<b>51</b>	<b>2.3</b>	<b>8</b>	<b>0</b>

RECEIVING	NO	YDS	AVG	LG	TD
A.J. Brown	6	83	13.8	28	1
Derrick Henry	3	11	3.7	7	0
Anthony Firkser	2	44	22.0	35	0
Nick Westbrook-Ikhine	2	17	8.5	12	0
Jonnu Smith	2	9	4.5	5	0
Cameron Batson	1	6	6.0	6	0
Geoff Swaim	1	5	5.0	5	0
Ryan Tannehill	1	-10	-10.0	-10	0
<b>TOTAL</b>	<b>18</b>	<b>165</b>	<b>9.2</b>	<b>35</b>	<b>1</b>

TOP DEFENSE	TOT	SOLO	AST	SCK	YDS	INT
Harold Landry III	10	8	2	2.0	0.0	0
Kenny Vaccaro	9	6	3	0.0	0.0	0
Rashaan Evans	9	5	4	0.0	0.0	0

FIELD GOALS	FGM/FGA	PERCENT	RESULTS
Stephen Gostkowski	2-2	100.0	45G, 25G
<b>TOTAL</b>	<b>2-2</b>	<b>100.0</b>	

## GAME HIGHLIGHTS

- Since 2008, **John Harbaugh** has led Baltimore to eight road postseason wins, the most by a head coach in NFL history (Tom Landry & Tom Coughlin – 7).
- Baltimore's 236 rushing yards marked the most in franchise postseason history, eclipsing its previous high of 234 rushing yards (1/10/10 at NE).
- QB Lamar Jackson** won the first postseason contest of his career. Via NFL Research, he joins Dan Marino and Patrick Mahomes as the only players in NFL history to have an MVP and a playoff win by the end of their age-23 season.
- WR Marquise Brown** had 7 catches for 109 yards. He has now recorded 235 career postseason receiving yards, the most by a Raven in his first two playoff appearances.
- RB J.K. Dobbins** rushed 9 times for 43 yards, including a 4-yard touchdown run. Dobbins, who has now rushed for at least 1 TD in his last seven overall games, joins Jamal Lewis (2000) as the only Ravens' rookie running backs to record a rushing touchdown in the postseason.

## TEAM STATISTICS

	RAVENS	TITANS
First Downs	22	12
3rd-Down Eff. (Made/Att/Pct)	7/13/54%	4/12/33%
4th-Down Eff. (Made/Att/Pct)	0/0/0%	1/1/100%
Total Net Yards	401	209
Total Plays	64	49
Yards Per Play	6.3	4.3
Rushes/Net Yards	35/236	22/51
Net Passing	165	158
Pass Attempts/Completions	24/17	26/18
Had Intercepted	1	1
Sacked/Yards Lost	5/14	1/7
Punts/Average	2/50.5	5/45.6
Penalties/Yards	5/60	2/10
Fumbles/Lost	0/0	0/0
Possession Time	33:38	26:22



# AFC DIVISIONAL PLAYOFF GAME 2: RAVENS 3, BILLS 17

Baltimore (1-1) • Buffalo (2-0)

Saturday, January 16, 2021 • 8:15 PM EST • Bills Stadium • Buffalo

Indoors • Attendance: 6,772 • Time: 3:03



<b>Baltimore Ravens</b> .....	<b>0</b>	<b>3</b>	<b>0</b>	<b>0</b>	<b>—</b>	<b>3</b>
<b>Buffalo Bills</b> .....	<b>3</b>	<b>0</b>	<b>14</b>	<b>0</b>	<b>—</b>	<b>17</b>

## SCORING DRIVES

TEAM	QTR	TIME	SCORING PLAY	BAL	BUF
Bills	1	02:57	T.Bass 28 yd. Field Goal (5-28, 1:47)	0	3
Ravens	2	00:04	J.Tucker 34 yd. Field Goal (8-57, 0:59)	3	3
Bills	3	09:29	S.Diggs 3 yd. pass from J.Allen (T.Bass kick) (11-66, 5:31)	3	10
Bills	3	00:41	T.Johnson 101 yd. interception return (T.Bass kick)	3	17

### BUFFALO BILLS (HEAD COACH: SEAN MCDERMOTT)

OFFENSE		DEFENSE	
WR 11	C. Beasley	LDE 55	J. Hughes
WR 15	J. Brown	LDT 94	V. Butler
WR 13	G. Davis	RODT 91	E. Oliver
WR 14	S. Diggs	RDE 97	M. Addison
LT 73	D. Dawkins	MLB 49	T. Edmunds
LG 65	I. Boettger	SLB 54	A. Klein
C 60	M. Morse	WLB 58	M. Milano
RG 76	J. Feliciano	LCB 27	T. White
RT 75	D. Williams	RCB 39	L. Wallace
QB 17	J. Allen	S 21	J. Poyer
RB 26	D. Singletary	S 23	M. Hyde

### BALTIMORE RAVENS (HEAD COACH: JOHN HARBAUGH)

OFFENSE		DEFENSE	
WR 83	W. Snead IV	DT 93	C. Campbell
WR 5	M. Brown	NT 98	B. Williams
WR 80	M. Boykin	RUSH 91	Y. Ngakoue
LT 78	O. Brown Jr.	MLB 6	P. Queen
LG 77	B. Bozeman	SAM 99	M. Judon
C 65	P. Mekari	LCB 24	M. Peters
RG 72	B. Powers	FS 32	D. Elliott
RT 74	T. Phillips	SS 36	C. Clark
QB 8	L. Jackson	RCB 23	A. Averett
FB 42	P. Ricard	DB 44	M. Humphrey
RB 35	G. Edwards	DB 22	J. Smith

**OFFICIALS:** Referee: Carl Cheffers (51), Umpire: Fred Bryan (11), Down Judge: Ed Camp (134), Line Judge: David Oliver (24), Field Judge: Ryan Dickson (25), Side Judge: John Jenkins (117), Back Judge: Greg Meyer (78), Replay Official: Mike Wimmer, Replay Assistant: Brian Uhrmacher

## BALTIMORE RAVENS

PASSING	ATT	CP	YDS	SK/YD	TD	LG	INT	RTG
Lamar Jackson	24	14	162	3/24	0	31	1	61.5
Tyler Huntley	13	6	60	1/8	0	29	0	59.8
<b>TOTAL</b>	<b>37</b>	<b>20</b>	<b>222</b>	<b>4/32</b>	<b>0</b>	<b>31</b>	<b>1</b>	<b>60.9</b>

RUSHING	ATT	YDS	AVG	LG	TD
Gus Edwards	10	42	4.2	12	0
J.K. Dobbins	10	42	4.2	13	0
Lamar Jackson	9	34	3.8	15	0
Tyler Huntley	3	32	10.7	19	0
<b>TOTAL</b>	<b>32</b>	<b>150</b>	<b>4.7</b>	<b>19</b>	<b>0</b>

RECEIVING	NO	YDS	AVG	LG	TD
Willie Snead IV	5	25	5.0	9	0
Marquise Brown	4	87	21.8	30	0
Mark Andrews	4	28	7.0	14	0
J.K. Dobbins	3	51	17.0	31	0
Miles Boykin	3	20	6.7	11	0
Patrick Ricard	1	11	11.0	11	0
<b>TOTAL</b>	<b>20</b>	<b>222</b>	<b>11.1</b>	<b>31</b>	<b>0</b>

TOP DEFENSE	TOT	SOLO	AST	SCK	YDS	INT
Jimmy Smith	5	3	2	0.0	0.0	0
L.J. Fort	5	4	1	0.0	0.0	0
Marcus Peters	5	3	2	0.0	0.0	0

FIELD GOALS	FGM/FGA	PERCENT	RESULTS
Justin Tucker	1-3	33.3	41LU, 46RU, 34G
<b>TOTAL</b>	<b>1-3</b>	<b>33.3</b>	

## BUFFALO BILLS

PASSING	ATT	CP	YDS	SK/YD	TD	LG	INT	RTG
Josh Allen	37	23	206	2/18	1	21	0	86.1
<b>TOTAL</b>	<b>37</b>	<b>23</b>	<b>206</b>	<b>2/18</b>	<b>1</b>	<b>21</b>	<b>0</b>	<b>86.1</b>

RUSHING	ATT	YDS	AVG	LG	TD
Devin Singletary	7	25	3.6	12	0
T.J. Yeldon	2	4	2.0	3	0
Josh Allen	7	3	0.4	6	0
<b>TOTAL</b>	<b>16</b>	<b>32</b>	<b>2.0</b>	<b>12</b>	<b>0</b>

RECEIVING	NO	YDS	AVG	LG	TD
Stefon Diggs	8	106	13.3	20	1
John Brown	8	62	7.8	21	0
Devin Singletary	3	12	4.0	9	0
Dawson Knox	2	18	9.0	14	0
Isaiah McKenzie	2	8	4.0	7	0
<b>TOTAL</b>	<b>23</b>	<b>206</b>	<b>9.0</b>	<b>21</b>	<b>1</b>

TOP DEFENSE	TOT	SOLO	AST	SCK	YDS	INT
Tremaine Edmunds	9	6	3	0.0	0.0	0
Matt Milano	7	6	1	0.0	0.0	0
Micah Hyde	7	6	1	0.0	0.0	0

FIELD GOALS	FGM/FGA	PERCENT	RESULTS
Tyler Bass	1-3	33.3	28G, 43WR, 44WL
<b>TOTAL</b>	<b>1-3</b>	<b>33.3</b>	

## PLAYOFF HIGHLIGHTS

In John Harbaugh's 13 seasons as Baltimore's head coach, the Ravens have advanced to the Divisional Round of the playoffs eight times. Those eight Divisional Playoff berths tie (GB) for the NFL's second most since Coach Harbaugh's 2008 Baltimore arrival.

Harbaugh is one of seven NFL coaches ever to reach the Divisional Round of the playoffs at least eight times in the first 13 seasons of a coaching career:

### COACHES WITH AT LEAST EIGHT DIVISIONAL PLAYOFF BERTHS IN FIRST 13 SEASONS

(Divisional Berths)

Bud Grant (10)*	<b>John Harbaugh (8)</b>
Chuck Knox (9)	John Madden (8)*
Bill Cowher (8)*	Chuck Noll (8)*
Joe Gibbs (8)*	* Hall of Famer

## TEAM STATISTICS

	RAVENS	BILLS
First Downs	19	17
3rd-Down Eff. (Made/Att/Pct)	7/17/41%	4/13/31%
4th-Down Eff. (Made/Att/Pct)	0/2/0%	0/0/0%
Total Net Yards	340	220
Total Plays	73	55
Yards Per Play	4.7	4.0
Rushes/Net Yards	32/150	16/32
Net Passing	190	188
Pass Attempts/Completions	37/20	37/23
Had Intercepted	1	0
Sacked/Yards Lost	4/32	2/18
Punts/Average	4/40.8	4/36.8
Penalties/Yards	8/59	2/11
Fumbles/Lost	5/0	1/0
Possession Time	35:33	24:27

# 2020 NFL RANKINGS

## NATIONAL FOOTBALL LEAGUE

	OFFENSE			DEFENSE		
	TOTAL	RUSH	PASS	TOTAL	RUSH	PASS
Arizona Cardinals .....	6	7	17	13	22	10
Atlanta Falcons .....	18	27	5	29	6	32
<b>Baltimore Ravens</b> .....	<b>19</b>	<b>*1</b>	<b>32</b>	<b>7</b>	<b>8</b>	<b>6</b>
Buffalo Bills .....	2 T	20	3	14	17	13
Carolina Panthers .....	21	21	18	18	20	18
Chicago Bears .....	26	25	22	11	15	12
Cincinnati Bengals .....	29	24	27	26	29	19
Cleveland Browns .....	16	3	24	17	9	22
Dallas Cowboys .....	14	17	8	23	31	11
Denver Broncos .....	23	13	26	21	25	16 T
Detroit Lions .....	20	30	10	32	28	30
Green Bay Packers .....	5	8	9	9	13 T	7
Houston Texans .....	13	31	4	30	32	24
Indianapolis Colts .....	10	11	11	8	2	20
Jacksonville Jaguars .....	28	28 T	21	31	30	27
Kansas City Chiefs .....	*1	16	*1	16	21	14
Las Vegas Raiders .....	8	14	7	25	24	26
Los Angeles Chargers .....	9	18	6	10	18	9
Los Angeles Rams .....	11	10	13	*1	3	*1
Miami Dolphins .....	22	22	20	20	16	23
Minnesota Vikings .....	4	5	14	27	27	25
New England Patriots .....	27	4	30	15	26	8
New Orleans Saints .....	12	6	19	4	4	5
New York Giants .....	31	19	29	12	10	16 T
New York Jets .....	32	23	31	24	12	28
Philadelphia Eagles .....	24 T	9	28	19	23	15
Pittsburgh Steelers .....	24 T	32	15	3	11	3
San Francisco 49ers .....	15	15	12	5	7	4
Seattle Seahawks .....	17	12	16	22	5	31
Tampa Bay Buccaneers .....	7	28 T	2	6	*1	21
Tennessee Titans .....	2 T	2	23	28	19	29
Washington .....	30	26	25	2	13 T	2

\* = NFL leader | T = Tied for position

## AMERICAN FOOTBALL CONFERENCE

	OFFENSE			DEFENSE		
	TOTAL	RUSH	PASS	TOTAL	RUSH	PASS
<b>Baltimore Ravens</b> .....	<b>9</b>	<b>*1</b>	<b>16</b>	<b>2</b>	<b>2</b>	<b>2</b>
Buffalo Bills .....	2 T	10	2	5	7	5
Cincinnati Bengals .....	15	13	13	13	14	8
Cleveland Browns .....	8	3	11	8	3	10
Denver Broncos .....	11	6	12	10	12	7
Houston Texans .....	7	15	3	15	16	12
Indianapolis Colts .....	6	5	6	3	*1	9
Jacksonville Jaguars .....	14	14	9	16	15	14
Kansas City Chiefs .....	*1	8	*1	7	10	6
Las Vegas Raiders .....	4	7	5	12	11	13
Los Angeles Chargers .....	5	9	4	4	8	4
Miami Dolphins .....	10	11	8	9	6	11
New England Patriots .....	13	4	14	6	13	3
New York Jets .....	16	12	15	11	5	15
Pittsburgh Steelers .....	12	16	7	*1	4	*1
Tennessee Titans .....	2 T	2	10	14	9	16

## NATIONAL FOOTBALL CONFERENCE

	OFFENSE			DEFENSE		
	TOTAL	RUSH	PASS	TOTAL	RUSH	PASS
Arizona Cardinals .....	3	3	10	9	12	6
Atlanta Falcons .....	10	14	2	15	5	16
Carolina Panthers .....	12	11	11	10	11	11
Chicago Bears .....	14	12	13	7	10	8
Dallas Cowboys .....	7	9	3	13	16	7
Detroit Lions .....	11	16	5	16	15	14
Green Bay Packers .....	2	4	4	6	8 T	5
Los Angeles Rams .....	5	6	7	*1	2	*1
Minnesota Vikings .....	*1	*1	8	14	14	13
New Orleans Saints .....	6	2	12	3	3	4
New York Giants .....	16	10	16	8	7	10
Philadelphia Eagles .....	13	5	15	11	13	9
San Francisco 49ers .....	8	8	6	4	6	3
Seattle Seahawks .....	9	7	9	12	4	15
Tampa Bay Buccaneers .....	4	15	*1	5	*1	12
Washington .....	15	13	14	2	8 T	2



# 2020 NFL STANDINGS

## AMERICAN FOOTBALL CONFERENCE

### EAST DIVISION

TEAM	W	L	T	PCT	PF	PA	NET PTS	HOME	AWAY	CONF	DIV	STREAK
Buffalo Bills	13	3	0	.813	501	375	126	7-1-0	6-2-0	10-2-0	6-0-0	Won 6
Miami Dolphins	10	6	0	.625	404	338	66	5-3-0	5-3-0	7-5-0	3-3-0	Lost 1
New England Patriots	7	9	0	.438	326	353	-27	5-3-0	2-6-0	6-6-0	3-3-0	Won 1
New York Jets	2	14	0	.125	243	457	-214	1-7-0	1-7-0	1-11-0	0-6-0	Lost 1

### NORTH DIVISION

TEAM	W	L	T	PCT	PF	PA	NET PTS	HOME	AWAY	CONF	DIV	STREAK
Pittsburgh Steelers	12	4	0	.750	416	312	104	7-1-0	5-3-0	9-3-0	4-2-0	Lost 1
<b>Baltimore Ravens</b>	<b>11</b>	<b>5</b>	<b>0</b>	<b>.688</b>	<b>468</b>	<b>303</b>	<b>165</b>	<b>5-3-0</b>	<b>6-2-0</b>	<b>7-5-0</b>	<b>4-2-0</b>	<b>Won 5</b>
Cleveland Browns	11	5	0	.688	408	419	-11	6-2-0	5-3-0	7-5-0	3-3-0	Won 1
Cincinnati Bengals	4	11	1	.281	311	424	-113	3-5-0	1-6-1	4-8-0	1-5-0	Lost 1

### SOUTH DIVISION

TEAM	W	L	T	PCT	PF	PA	NET PTS	HOME	AWAY	CONF	DIV	STREAK
Indianapolis Colts	11	5	0	.688	451	362	89	6-2-0	5-3-0	7-5-0	4-2-0	Won 1
Tennessee Titans	11	5	0	.688	491	439	52	5-3-0	6-2-0	8-4-0	5-1-0	Won 1
Houston Texans	4	12	0	.250	384	464	-80	2-6-0	2-6-0	3-9-0	2-4-0	Lost 5
Jacksonville Jaguars	1	15	0	.063	306	492	-186	1-7-0	0-8-0	1-11-0	1-5-0	Lost 15

### WEST DIVISION

TEAM	W	L	T	PCT	PF	PA	NET PTS	HOME	AWAY	CONF	DIV	STREAK
Kansas City Chiefs	14	2	0	.875	473	362	111	6-2-0	8-0-0	10-2-0	4-2-0	Lost 1
Las Vegas Raiders	8	8	0	.500	434	478	-44	2-6-0	6-2-0	6-6-0	4-2-0	Won 1
Los Angeles Chargers	7	9	0	.438	384	426	-42	4-4-0	3-5-0	6-6-0	3-3-0	Won 4
Denver Broncos	5	11	0	.313	323	446	-123	2-6-0	3-5-0	4-8-0	1-5-0	Lost 3

## NATIONAL FOOTBALL CONFERENCE

### EAST DIVISION

TEAM	W	L	T	PCT	PF	PA	NET PTS	HOME	AWAY	CONF	DIV	STREAK
Washington	7	9	0	.438	335	329	6	3-5-0	4-4-0	5-7-0	4-2-0	Won 1
New York Giants	6	10	0	.375	280	357	-77	3-5-0	3-5-0	5-7-0	4-2-0	Won 1
Dallas Cowboys	6	10	0	.375	395	473	-78	4-4-0	2-6-0	5-7-0	2-4-0	Lost 1
Philadelphia Eagles	4	11	1	.281	334	418	-84	3-4-1	1-7-0	4-8-0	2-4-0	Lost 3

### NORTH DIVISION

TEAM	W	L	T	PCT	PF	PA	NET PTS	HOME	AWAY	CONF	DIV	STREAK
Green Bay Packers	13	3	0	.813	509	369	140	7-1-0	6-2-0	10-2-0	5-1-0	Won 6
Chicago Bears	8	8	0	.500	372	370	2	3-5-0	5-3-0	6-6-0	2-4-0	Lost 1
Minnesota Vikings	7	9	0	.438	430	475	-45	3-5-0	4-4-0	5-7-0	4-2-0	Won 1
Detroit Lions	5	11	0	.313	377	519	-142	1-7-0	4-4-0	4-8-0	1-5-0	Lost 4

### SOUTH DIVISION

TEAM	W	L	T	PCT	PF	PA	NET PTS	HOME	AWAY	CONF	DIV	STREAK
New Orleans Saints	12	4	0	.750	482	337	145	6-2-0	6-2-0	10-2-0	6-0-0	Won 2
Tampa Bay Buccaneers	11	5	0	.688	492	355	137	5-3-0	6-2-0	8-4-0	4-2-0	Won 4
Carolina Panthers	5	11	0	.313	350	402	-52	2-6-0	3-5-0	4-8-0	1-5-0	Lost 1
Atlanta Falcons	4	12	0	.250	396	414	-18	2-6-0	2-6-0	2-10-0	1-5-0	Lost 5

### WEST DIVISION

TEAM	W	L	T	PCT	PF	PA	NET PTS	HOME	AWAY	CONF	DIV	STREAK
Seattle Seahawks	12	4	0	.750	459	371	88	7-1-0	5-3-0	9-3-0	4-2-0	Won 4
Los Angeles Rams	10	6	0	.625	372	296	76	6-2-0	4-4-0	9-3-0	3-3-0	Won 1
Arizona Cardinals	8	8	0	.500	410	367	43	4-4-0	4-4-0	6-6-0	2-4-0	Lost 2
San Francisco 49ers	6	10	0	.375	376	390	-14	1-7-0	5-3-0	4-8-0	3-3-0	Lost 1

# HISTORY



**JOHN HARBAUGH**  
2019 NFL COACH OF THE YEAR





An emotionally-charged and thrilling six weeks kicked off the Baltimore Ravens' 2012 campaign. Despite playing their first four games in an 18-day span, the Ravens produced a 5-1 record, marking the best start ever under John Harbaugh. Highlighted by a season-opening victory on Monday Night Football against division foe Cincinnati and an exhilarating, last-second triumph over AFC rival

New England, the Ravens immediately demonstrated the type of heart and resolve that would allow them to conquer anything in an NFL season.

Climbing to 9-2, Baltimore tied (2006) the then-best record to begin a season in franchise history. Following their Bye Week, the battle-tested Ravens won four-straight games – three of which occurred in hostile road clashes. Though a rash of injuries to key contributors left them shorthanded, the Ravens remained relentless and emerged victorious in hard-fought contests at Cleveland and Pittsburgh. Baltimore's grit was never more on display than in Week 12 at San Diego, when Ray Rice converted a fourth-and-29 catch – later voted "NFL Play of the Year" – to send the game into overtime and help capture the comeback win.

While able to secure the AFC North Title with a decisive victory over the New York Giants in Week 16, the Ravens closed out the regular season by dropping four of their last five games. This stretch included three-consecutive defeats – two by three points – to begin December, all against emerging playoff contenders. Many outsiders

perceived the run of losses to be Baltimore's late-season demise, but the Ravens felt otherwise. As each wintry week passed, the team's resilient chemistry never faded, nor did its genuine belief that the best was yet to come.

On Wild Card weekend, before a sellout M&T Bank Stadium crowd that celebrated and saluted Ray Lewis in his final home game, Baltimore pummeled the Colts, 24-9, kick-starting an incredible playoff run. Holding Indy without a touchdown, the Ravens' defense was led by Lewis, who returned to action for the first time since tearing his triceps in Week 6.

"I think we're all appreciative, grateful for the opportunity to be here and to witness this historic moment in sports," head coach John Harbaugh said after the win. "And, it wasn't just about one guy [Lewis]. Nobody understands it more than the one guy we're talking about. It was about a team. It was about a city, a fan base, a great sport, about a great career."

Fresh off an emotional victory over Indianapolis, Baltimore traveled to No. 1 seed Denver for a Divisional Playoff bout. Riding an 11-game win streak, the heavily-favored Broncos had beaten the Ravens, 34-17, in Charm City four weeks prior.

But despite its underdog status, Baltimore approached the game with the brazen attitude of a champion. It was a boldness reinforced by strength gained while facing adversity throughout the season. It was also a resiliency the team had developed and a brotherhood that leaders such as Harbaugh, Lewis, Terrell Suggs, Joe Flacco and Rice had cultivated from Day One.

In what became the fourth-longest game (4:11) in NFL history, the Ravens outlasted the Broncos, 38-35, in double OT, producing an electrifying victory-turned instant classic.



LB Ray Lewis emerges from the M&T Bank Stadium tunnel for the final home intro of his career prior to the Wild Card win over Indianapolis (1/6/13).



WR Jacoby Jones secures QB Joe Flacco's deep pass, connecting for a 70-yard TD to send the Divisional Playoff at Denver (1/12/13) into overtime.





As part of 21 unanswered points by Baltimore, WR Anquan Boldin scores a fourth-quarter TD in the 28-13 AFC Championship victory at New England (1/20/13).

Facing third-and-3 with 31 seconds remaining in regulation, Flacco found Jacoby Jones, who had blazed past defenders down the right sideline, to manufacture an improbable 70-yard touchdown bomb. The crowd-silencing connection cut the deficit to 1, with Justin Tucker then quickly tying the game at 35 to force overtime. Near the end of the extra period, Corey Graham intercepted Peyton Manning, ultimately setting up a 47-yard game-winning field goal by Tucker in double OT and sealing the Ravens' 38-35 win.

"Thanks for bearing witness to one of the greatest football games you're ever going to see," stated Harbaugh after the victory, which sent Baltimore to the AFC Championship for a second-straight season and third time in five years. "That football game did the game of football proud."

Next up was an AFC Title bout with the No. 2 seed Patriots, who just 12 months prior had knocked out Baltimore in the exact same setting. Though the Ravens' hearts were battered following the 2011 playoff loss, the defeat served as an influential lesson and a unifying force. It was an outcome that simultaneously marked the bitter end of a poignant journey, but also some inspiration for a determined 2012 Ravens team.

All season long, as they grinded away for a chance to finish what they had started the year before, the Ravens got what they wanted. And this time, they didn't disappoint.

The Patriots, who owned the NFL's No. 1-ranked and highest-scoring offense, were shut out in the second half by a dominant Ravens "D" that found ways to constantly frazzle Tom Brady and pummel his normally-potent attack. In defeating New England, 28-13, Baltimore clinched a berth in Super Bowl XLVII, seizing the franchise's second conference title.

"Congratulations to our players, to our coaches," Harbaugh said. "[Tonight] was about a football team playing really good football in one of the biggest moments that football has to offer, and that's what I am so proud of as a football coach."

On Feb. 3, 2013, the AFC Champion Ravens battled the NFC Champion 49ers in Super Bowl XLVII. It was the first time in NFL history that two brothers, John and Jim Harbaugh, faced each other as head coaches in a championship game.

"We've seen it all this year," Harbaugh stated before the game. "We've had injuries; we've had adversity; we've had exhilaration; we've had great moments. That's what a season is made of. The team that navigates all these things the best, in the end, will be the one true champion."

And in the end, no team navigated its voyage better than the 2012 Ravens. In what would become a timeless NFL masterpiece – one bursting with drama at every turn – Baltimore defeated San Francisco, 34-31, becoming the NFL's one true champion.

After taking an early 28-6 lead, the Ravens produced a valiant goal-line stand to clinch their second Super Bowl title. Overcoming a feverish 49ers' second-half comeback and a bizarre 34-minute power outage in the third quarter, Baltimore started fast and finished strong, all while entertaining millions of spectators around the globe.

Spurred by Flacco, who was named the game's MVP after completing 22-of-33 passes for 287 yards and three touchdowns, the Ravens capped a remarkable journey – one that will forever live in football lore.

"We've got a lot of resolve. That's why we won the game," stated Harbaugh, who with the victory set an NFL record for most playoff wins (nine) in a head coach's first five seasons. "It wasn't perfect, it wasn't pretty, but it was us."




John Harbaugh hoists the Lombardi Trophy following the Ravens' thrilling 34-31 victory over San Francisco in Super Bowl XLVII (2/3/13).





# SUPER BOWL XXXV



The young and brash Baltimore Ravens began the 2000 NFL season talking playoffs and ended the year as World Champions, thanks to one of the most dominant defenses in pro football history.

The Ravens' Super Journey began with an ominous regular season schedule that included five road games in seven weeks. In the middle of it all was a five-game streak without a touchdown.

Thankfully, the drought never divided the team.

The race toward the Lombardi Trophy was not without its hurdles: Ray Lewis rebounded from a trying offseason; Trent Dilfer, now a Raven, returned to Tampa Bay for the Super Bowl; an emotional Jermaine Lewis dedicated a superb performance to the memory of his stillborn son. Still, the team rallied through the season, and it made the hard-fought victory that much sweeter.

The journey was about the coming of age for talented young players like Jamal Lewis, Chris McAlister and Duane Starks. It also belonged to tough veterans like Rod Woodson, Ray Lewis, Rob Burnett, Shannon Sharpe, Matt Stover, Michael McCrary and Jonathan Ogden.

And the journey also belonged to the fans of Baltimore. The fans numbered in the thousands at the downtown sendoff at Harbor Place. Banners and promises hung in the air, and none would be broken.

While the hometown fans would celebrate with seven-straight days of purple pride, the team took off for Tampa for a week of preparation before the ultimate contest. On Sunday, Jan. 28, 2001, the Ravens kept their promise and defeated the New York Giants, 34-7.

Ray Lewis earned Super Bowl XXXV MVP honors, as well as Defensive Player of the Year. The Ravens tied a then-Super Bowl record with four INTs and became only the third team in NFL history to not commit a turnover in a Super Bowl. The most exciting new record? Perhaps three successive scores on three seesaw plays. The back-to-back kickoff returns for TDs were yet another new record.

Following the game, owner Art Modell lifted the Lombardi Trophy in the air and said: "To the people of Baltimore City, Baltimore County and the State of Maryland, this belongs to you. From the bottom of my heart, thank you."

When the Ravens flew home on that beautiful, blue-sky Monday after the Super Bowl, they heard about the parade scheduled in their honor for the next day. The icy downpour that Tuesday phased no one. Hundreds of thousands of fans ignored the rain and cold and waited for their heroes to ride by on Baltimore's crowded city streets.

Later, the entire organization was invited to the White House in June to meet President George W. Bush.

**Francine Lubera and Kevin Byrne of the Ravens' public relations office chronicled the run to the Super Bowl in the book "Super Journey: Diary of the Ravens World Championship Season" (above left), published in July of 2001.**





# RAVENS HISTORY

## COLTS HISTORY

**12/28/46** - Baltimore was awarded the bankrupt Miami Seahawks franchise of the All-America Football Conference. Re-named Colts via a fan contest.

**12/8/49** - AAFC/NFL reached merger agreement. Colts entered the NFL for 1950 season.

**12/19/50** - Colts finished 1-11 in their first NFL season with a 15-14 loss to the New York Yanks at Yankee Stadium. The Yanks later became the Baltimore Colts.

**1/18/51** - Franchise withdrew from league and received \$50,000 for players by the NFL.

**1951-52** - No Colts team existed.

**12/3/52** - Commissioner Bert Bell challenged Baltimore to sell 15,000 tickets in six weeks to re-enter NFL. The ticket drive reached its quota in four weeks and three days.

**10/1/53** - Carroll Rosenbloom headed an ownership group and Baltimore was awarded the Dallas Texans' franchise.

**12/28/58** - Colts defeated NYG, 23-17, at Yankee Stadium for World Championship. That game sparked the emergence of the NFL as a televised sports giant and was later deemed "The Greatest Game Ever Played."

**12/27/59** - The Colts won their second-straight World Championship over the Giants, in Baltimore, 31-16.

**1/8/63** - Don Shula replaced Weeb Ewbank as head coach.

**12/27/64** - Browns beat Colts, 27-0, in Cleveland for NFL title. Art Modell wins first title.

**6/8/66** - NFL and AFL announced plans to merge in 1970. Colts, Browns and Steelers later joined AFC in NFL's realignment.

**1/12/69** - Jets defeated Colts, 16-7, in Super Bowl III at the Orange Bowl after Joe Namath guaranteed a New York victory.

**3/3/70** - Don Shula resigned to become head coach of the Miami Dolphins.

**1/17/71** - Jim O'Brien kicked a 32-yard FG with five seconds left as Colts won Super Bowl V vs. Dallas, 16-13, in first AFC-NFC Super Bowl.

**7/26/72** - Robert Irsay traded the L.A. Rams to Carroll Rosenbloom for the Colts.

**1/15/75** - Ted Marchibroda named head coach.

**4/26/83** - Colts selected John Elway with No. 1 pick in NFL draft, but traded him to Denver for T Chris Hinton, QB Mark Herrmann and Denver's top pick in 1984.

**12/18/83** - In the last NFL regular season game in Memorial Stadium (until 1996), the Colts beat the Oilers, 20-10. TE Pat Beach scored the last TD on a 12-yard pass from QB Mike Pagel.

**3/28/84** - Colts franchise relocated to Indianapolis.

## RAVENS HISTORY

### 1995

**11/6** - Cleveland Browns announced intention to move to Baltimore for 1996 season.

### 1996

**2/9** - NFL approved franchise move.

**2/15** - Ted Marchibroda was named the Ravens' first head coach 21 years and one month to the day he was hired by the Baltimore Colts in 1975.

**3/29** - Baltimore's NFL franchise was officially named "Ravens" after a *Baltimore Sun* telephone poll received a record number of calls supporting the name.

**4/1** - The Ravens opened their first Owings Mills training facility with start of offseason program.

**6/5** - The new Ravens' logo, colors and uniforms were unveiled in a fashion show at Harborplace in downtown Baltimore City.

**6/14** - Ravens sold over 50,000 season tickets in 14 days.

**9/1** - The Ravens' first-ever regular season game was played before 64,124 fans at Memorial Stadium, the largest crowd in Baltimore professional sports history. QB Vinny Testaverde scored the first TD on a 9-yard run to propel the Ravens to a 19-14 win over the Raiders.

**12/22** - The Ravens concluded their inaugural season with a 4-12 record following a 24-21 loss to the Houston Oilers. The Ravens were 4-4 at home, and 0-8 on the road. The team sold out all 10 home games, including the two preseason games. Baltimore held a second-half lead in 10 of its 11 final games, but won only two. QB Vinny Testaverde was voted to the Pro Bowl after throwing for 4,177 yards and 33 TDs. WRs Michael Jackson and Derrick Alexander both eclipsed the 1,000-yard receiving mark and combined for 23 TDs.

### 1997

**3/18** - The Ravens and Western Maryland College (now McDaniel College) entered into a five-year agreement to hold training camp at the Westminster, MD, campus.

**12/14** - Baltimore defeated Tennessee, 21-19, in the final game at Memorial Stadium. Of the 16 regular season games played by the Ravens at Memorial Stadium, 13 were televised and all were sold out.

**12/21** - Baltimore dropped a 16-14 game at Cincinnati to finish the season 6-9-1. T Jonathan Ogden was named consensus All-Pro and voted as a starter to the Pro Bowl. LB Ray Lewis led the NFL in tackles with 210 and was voted first alternate to the Pro Bowl, then selected as a "needs" player by coach Bill Cowher.

### 1998

**2/14** - The Ravens traded for QB Jim Harbaugh (from Ind.), the first of several key offseason acquisitions, including RB Errict Rhett (2/17), FB Roosevelt Potts (2/24) and CB Rod Woodson (2/25).

**9/5** - The new NFL Stadium at Camden Yards (later named



# RAVENS HISTORY

PSINet Stadium) was the backdrop for an opening gala that included fireworks, a Stevie Wonder/Baltimore Symphony Orchestra concert and a spectacular laser show.

**9/6** - The Ravens opened their new NFL Stadium in downtown Baltimore before a host of dignitaries, a packed house and the Steelers. The Ravens lost, 20-13.

**12/28** - After a 6-10 finish, the Ravens did not renew Ted Marchibroda's contract. Six Ravens represented the AFC in the Pro Bowl: LB Peter Boulware, WR/RS Jermaine Lewis, LB Ray Lewis, DE Michael McCrary, T Jonathan Ogden and S Bennie Thompson (special teamer).

## 1999

**1/19** - Brian Billick became the second head coach in Ravens history when he accepted a six-year contract from owner Art Modell. Billick, the highly successful offensive coordinator for Minnesota, directed a Vikings' attack that set a variety of NFL and team records, including the league's single-season scoring mark of 556 points in 1998.

**1/26** - PSINet Inc., the first and largest independent commercial Internet provider, announced a 20-year partnership to develop a global network for the Ravens. With the agreement, the new facility was named PSINet Stadium.

**1/30** - Ravens executive vice president of player personnel Ozzie Newsome was selected for induction into the Pro Football Hall of Fame, along with Lawrence Taylor, Eric Dickerson, Tom Mack and Billy Shaw. Newsome was the NFL's all-time leading tight end in pass receptions until Shannon Sharpe eclipsed the record in 2001.

**9/12** - Brian Billick's debut as head coach was spoiled in the season opener, as St. Louis defeated the Ravens, 27-10, in the TransWorld Dome. QB Kurt Warner had his first NFL start.

**12/26** - The Ravens recorded their first-ever shutout, a 22-0 win over Cincinnati. The victory completed a perfect December and gave the Ravens a franchise-high eight victories. Five players (LB Peter Boulware, LB Ray Lewis, DE Michael McCrary, T Jonathan Ogden and S Rod Woodson) were named to the Pro Bowl. The Ravens' defense finished second in the NFL, and in the team's 6-3 finish, Baltimore outscored opponents, 324-277.

## 2000

**2/22** - The Ravens signed seven-time Pro Bowl TE Shannon Sharpe, an unrestricted free agent who had starred for 10 years with the Denver Broncos. Sharpe caught 552 passes for 6,983 yards and 44 TDs for Denver.

**3/27** - NFL owners approved the sale of 49% of the Ravens to Anne Arundel County (MD) business executive Steve Bisciotti. In it, Bisciotti had an option to purchase the remaining 51% for \$325 million in 2004.

**SEPT.** - The Ravens opened the 2000 season with a 16-0 win at Pittsburgh in their last visit to Three Rivers Stadium on 9/3. They won three of their first four games, including a dramatic 39-36 win over Jacksonville (their first win over the Jaguars) and a 37-0 shutout over Cincinnati.

**OCT.** - Baltimore finished October at 2-3, and did not score a TD during the month. Trent Dilfer replaced Tony Banks at QB on 10/29 vs. Pittsburgh.

**NOV./DEC.** - Baltimore won its final seven regular season games by a combined score of 193-63. On 11/26, Earnest Byner was the first inductee to the Ravens' Ring of Honor (Ravens won 44-7 vs. Cleveland). On 12/10, Art Modell was honored in pre-game ceremonies for his 40 years of ownership. That day, the Ravens earned their first playoff berth, defeating San Diego, 24-3.

**12/24** - The Ravens' defense set a 16-game record by allowing only 165 total points. Baltimore also set an NFL record by allowing only 970 yards rushing. The Ravens finished 12-4 after beating the NY Jets, 34-20, on Christmas Eve. Rookie RB Jamal Lewis rushed for a team-record 1,364 yards in 2000.


**12/31** - The Ravens defeated the Denver Broncos, 21-3, in an AFC Wild Card Playoff at PSINet Stadium, the first home playoff game in Baltimore since 1977. Jamal Lewis rushed for 110 yards on 30 carries and scored twice, while the defense allowed Denver's rushing attack only 42 yards on the ground.

## 2001

**1/2** - LB Ray Lewis won NFL Defensive Player of the Year honors from *The Associated Press*.

**1/7** - The Ravens scored 14 fourth quarter points to defeat Tennessee, 24-10, at Adelphia Coliseum to advance to the AFC Championship. The go-ahead TD was a 90-yard return by Anthony Mitchell off a blocked FG. Then, Ray Lewis scored on a 50-yard INT return to seal the win.

**1/14** - The Ravens traveled to Oakland and defeated the Raiders, 16-3, in the AFC Championship game to advance to Super Bowl XXXV. TE Shannon Sharpe scored on an NFL postseason-record 96-yard pass from Trent Dilfer. The Ravens limited the Raiders to 24 rushing yards.



LB Ray Lewis was named the 2000 NFL Defensive Player of the Year and Super Bowl XXXV MVP after the Ravens' win (34-7) over the New York Giants.

# RAVENS HISTORY

**1/28** - The Ravens defeated the New York Giants, 34-7, to capture their first World Championship in Super Bowl XXXV, played at Raymond James Stadium in Tampa, FL. Ray Lewis was named Super Bowl MVP and only Ron Dixon's 97-yard KOR for a TD averted a shutout against the Giants. A Super Bowl record was set when three TDs were scored in a span of 36 seconds, including Duane Starks' 49-yard INT return and Jermaine Lewis' 84-yard KOR.

**1/30** - Over 200,000 people turned out on a cold, rainy day to attend the Baltimore Ravens' victory parade.

**JULY/AUG.** - The Ravens opened training camp as defending World Champions with the entire nation watching, as HBO's *Hard Knocks: Training Camp with the Baltimore Ravens* debuted with the Ravens as the featured team.

**9/9** - The Ravens won their 12th-consecutive game and second-consecutive opener with a 17-6 win over the Chicago Bears at PSINet Stadium. On 9/11, the World Trade Center collapsed and the Pentagon was hit, following terrorist attacks.

**10/21** - Matt Stover broke the NFL record for most consecutive games with a FG, snapping Fred Cox's old mark of 31, when he booted two three-pointers in a 24-14 loss to the Browns at Cleveland Browns Stadium. Stover's streak ended at 38 games with a missed FGA on 12/16 vs. Pittsburgh.

**11/18** - TE Shannon Sharpe became the NFL's all-time leading pass-catching TE (surpassing Ozzie Newsome's mark of 662), when Sharpe caught a 29-yard pass on the fifth play of the game vs. the Cleveland Browns. He finished the 2001 season with 692 career receptions for 8,604 yards, both then-all-time NFL highs for a TE.

**12/2** - S Rod Woodson set an NFL record by returning a Peyton Manning INT 47 yards for a TD, his 10th career TD on an INT return, in a 39-27 win over Indy. Woodson's TD snapped a tie with Ken Houston (nine career INT-TDs).

**12/23** - RB Corey Dillon of the Bengals rushed for 127 yards, snapping the Ravens' streak of 50 games (including playoffs) of not allowing a 100-yard rusher, the longest streak since the 1989-1992 Eagles kept a 53-game streak. The Ravens scored their third-consecutive home shutout over the Bengals (16-0), the first time in 24 years (1975-77, Oakland over San Diego) that a team had three straight home shutouts over the same opponent.

## 2002

**1/2** - Six Ravens from the 2001 season were selected to play in the Pro Bowl, tying the team mark set in 1998. Selected were LB Ray Lewis, T Jonathan Ogden, DT Sam Adams, RS Jermaine Lewis, TE Shannon Sharpe and S Rod Woodson.

**1/7** - The Ravens played a postponed regular season game against Minnesota at Ravens Stadium and defeated the Vikings, 19-3, allowing Baltimore to advance to the playoffs. The game had been scheduled for Monday, 9/17, but was re-scheduled because of the 9/11 terrorist attacks on the United States. The victory gave the Ravens a 10-6 record and clinched a Wild Card spot as the AFC's fifth seed. LB Peter

Boulware set a team record with four sacks vs. the Vikings to finish as the AFC's leading sacker with 15.

**1/13** - The Baltimore Ravens traveled to Miami and defeated the Dolphins, 20-3, in an AFC Wild Card Playoff game. Baltimore set a playoff team record with 226 rushing yards on 50 carries. The Ravens became the first team in NFL history to win its first five playoff games. Only Joe Gibbs, who won his first six playoff games, surpassed Brian Billick's mark of five (tied with Tom Flores).

**1/20** - After five-consecutive playoff wins (including the Super Bowl run in 2000), the Ravens were stopped at Heinz Field with a 27-10 loss to the Pittsburgh Steelers in the AFC Divisional Playoff game. The Steelers jumped to a 20-0 first-half lead and stifled Baltimore's offense. Baltimore's only TD came when RS Jermaine Lewis set a then NFL playoff record with an 88-yard punt return for a score in the third quarter.

**5/15** - The Ravens and McDaniel College (formerly Western Maryland College) announced a three-year contract extension to keep Ravens training camp in Westminster, MD, through the 2004 season.

**9/8** - With the youngest team in NFL history (19 first-year players), the Ravens dropped their first two games at Carolina (10-7) and at home (9/15) vs. the Buccaneers (25-0). A moving tribute was paid to Hall of Fame QB Johnny Unitas prior to the game, and QB Chris Redman, a close friend and admirer, wore black hightops in honor of his hero. Johnny Unitas passed away on 9/11.

**9/30** - CB Chris McAlister ran into the NFL record books against Denver. With one second remaining in the first half, Broncos K Jason Elam's FGA was short. McAlister caught it in the end zone and returned it 107 yards for a TD – the then-longest play of any kind in league history. The previous record was 106 yards (3 KORs), last accomplished by Roy Green in 1979. Baltimore won 34-23. S Ed Reed blocked the first punt in Ravens history, leading to the Ravens' second TD of the second quarter against the Broncos.

**10/20** - QB Johnny Unitas and seven of his Hall of Fame Colts teammates were enshrined into the Ring of Honor at Ravens Stadium in front of a sellout crowd of 69,173 fans. Enshrined with Unitas were: WR Raymond Berry, RB Lenny Moore, DT Art Donovan, DE Gino Marchetti, TE John Mackey, OT Jim Parker and LB Ted Hendricks. A bronze statue of Unitas' likeness was sculpted by local Baltimore artist Frederick Kail and dedicated at Gate A, newly-named Unitas Plaza. In a joint effort, the Baltimore Ravens, Art Modell, the Steve Bisciotti family, and others commissioned the project.

**12/29** - The Ravens lost their final game of the season at Pittsburgh (34-31) in a heart-breaking nail-biter. Hopes of a playoff berth ended, as the Ravens finished with a 7-9 record. Three Ravens players traveled to Hawaii for the Pro Bowl: T Jonathan Ogden, LB Peter Boulware and first-timer TE Todd Heap.



# RAVENS HISTORY

## 2003

**JAN./FEB.** - Ozzie Newsome was named the NFL's first minority general manager. The executive VP and GM promoted three members of his staff: Phil Savage, player personnel director; George Kokinis, pro personnel director; and Eric DeCosta, college scouting director. Former Bears Hall of Fame LB Mike Singletary launched his coaching career when he was hired by the Ravens as the team's LBs coach. Art Modell entered his 43rd (and final) year in the NFL as a franchise owner.

**5/6** - Ravens Stadium was re-named M&T Bank Stadium in a press conference held at the stadium. The 15-year, \$75 million agreement included naming rights, as well as jointly administered community-based programs. The then-147-year-old M&T Bank was headquartered in Buffalo, NY.

**9/2** - The average age of the Ravens was only 25.8 years at roster cutdown. Baltimore had 11 first- and second-year players on the roster; seven rookies and 11 second-year veterans. The average years of experience was just four. The Ravens were the third-youngest team in the NFL (Cleveland, 24.8 and Chicago, 25.3).

**9/14** - Baltimore rolled over the Cleveland Browns, 33-13, at M&T Bank Stadium. In that home opener, RB Jamal Lewis broke a then-NFL record with 295 yards rushing on 30 carries and 2 TDs. In the game at Cleveland (12/21), Lewis rushed for 205 yards, setting the NFL mark for rushing yards in a season versus the same team – 500 yards.

**12/18** - A team-record eight players were voted to the Pro Bowl (most in NFL, tied with the Chiefs): LB Ray Lewis, S Ed Reed, LB Peter Boulware, T Jonathan Ogden, TE Todd Heap, RB Jamal Lewis, CB Chris McAlister and LB/Special Teamer Adalius Thomas.

**12/28** - Art Modell was inducted into the Ring of Honor at M&T Bank Stadium in the final game of the season, a 13-10 OT win over Pittsburgh. Baltimore finished 10-6, winning its first-ever AFC North Division title.

**12/31** - RB Jamal Lewis and LB Ray Lewis were named *The Associated Press* NFL Offensive and Defensive Players of the Year, respectively, while LB Terrell Suggs was named *AP* NFL Defensive Rookie of the Year.

## 2004

**1/3** - The Ravens lost, 20-17, to the Titans in the AFC Wild Card game at M&T Bank Stadium on Gary Anderson's game-winning kick (46-yard FG), with 29 seconds remaining.

**2/4** - The late Jim Fassel, former head coach of the NY Giants, was named senior consultant/offense for the Ravens. It marked the first time two Super Bowl head coaches (Brian Billick being the other) were on the same staff.

**4/9** - The NFL approved Ravens new owner Steve Bisciotti's purchase of the club.

**4/13** - The Ravens and McDaniel College extended their partnership six years to keep training camp in Westminster. The deal included installation of Sportexe Momentum Turf on the college's main athletic field, with both parties sharing costs.



The NFL approved new owner Steve Bisciotti's purchase of the Baltimore Ravens in April 2004.

**10/4** - Former Ravens Pro Bowl DE Michael McCrary, who retired in 2002, was inducted into the Smyth Jewelers Ring of Honor at halftime of the Ravens' Monday Night ABC contest vs. KC. The Chiefs won, 27-24.

**10/15** - Ravens moved into their new 200,000-sq.ft. training facility in Owings Mills, MD, during the Bye Week. The new state-of-the-art headquarters became home to over 200 Ravens employees.

**12/22** - Five Ravens were named to the Pro Bowl: T Jonathan Ogden (eighth), LB Ray Lewis (seventh), S Ed Reed (second), CB Chris McAlister (second) and LB Terrell Suggs (first).

## 2005

**1/2** - Finishing the 2004 season with a 9-7 record, the Ravens fell one game short of the playoffs. Baltimore produced a 6-2 mark at M&T Bank Stadium and a 3-5 record on the road. Injuries caused regular starters to miss 53 games, including the entire season for Pro Bowl LB Peter Boulware. Other Pro Bowlers who missed considerable time included: TE Todd Heap (10), RB Jamal Lewis (four), LT Jonathan Ogden (four), and CB Deion Sanders (seven). C Mike Flynn missed the first seven games.

**1/7** - S Ed Reed was named the 2004 NFL Defensive Player of the Year by the *Associated Press*, becoming the second Raven in as many years to win the award. LB Ray Lewis won the award twice (2000, 2003).

**1/12** - Jim Fassel and Rex Ryan (1/20) were promoted to offensive and defensive coordinators, respectively. Clarence Brooks (formerly with Miami) replaced Rex Ryan as D-line coach. Chris Foerster (former Miami offensive coordinator) was named offensive line/assistant head coach. Rick Neuheisel was named QBs coach. Fassel's son, John, was hired as an offensive assistant.

## 2006

**1/1** - Baltimore finished 2005 with a disappointing 6-10 record, going 6-2 at home and netting zero wins on the road. The 67 games lost to injured starters were third most in the NFL,



# RAVENS HISTORY

with 10 games to Ray Lewis (thigh), six to Ed Reed (ankle) and seven to Kyle Boller (toe). Season highlights included two nationally-televvised games, a 48-3 win over Green Bay (12/19) and a 30-23 win against Minnesota (12/25) on Christmas night that knocked the Vikings out of the playoffs. One of the victories was a 16-13 OT win over the eventual Super Bowl Champion Steelers. T Jonathan Ogden was selected to his ninth-straight Pro Bowl appearance.

**6/8** - Three-time Pro Bowler and 2003 co-MVP QB Steve McNair joined the Ravens in a trade with Tennessee, in exchange for a 2007 Baltimore draft pick. McNair would go on to start at QB for the Ravens in 2006, and he became just the third player in NFL history to throw for 30,000 career passing yards and rush for 3,500 yards. He joined Hall of Famers Fran Tarkenton and Steve Young in that group.

**9/10** - Baltimore shut out Tampa Bay (27-0) in the opener at Raymond James Stadium and posted a second shutout vs. Pittsburgh (also 27-0) on Nov. 26.

**10/16** - Head coach Brian Billick took over coordinating the offense after the Ravens lost two in a row, falling to 4-2. Baltimore won five-straight games and four out of the last five contests on the season.

**11/5** - Former LB Peter Boulware, who retired in 2006, was inducted into the Smyth Jewelers Ring of Honor at M&T Bank Stadium in an emotional halftime ceremony. In addition to family and former teammates, he was joined by Steve Bisciotti and Art Modell. Peter's younger brother Michael, a Seahawks' safety, spoke in personal terms to his brother in a pre-recorded message that was shown on the RavensVision video boards. Boulware, genuinely moved, spoke to the crowd of 69,143 Ravens fans. Baltimore defeated Cincinnati, 26-20, and carried a 6-2 record into the second half of the season.

**12/22** - Three Ravens were named as starters in the Pro Bowl: T Jonathan Ogden, LB Adalius Thomas and S Ed Reed. CB Chris McAlister and LB Terrell Suggs received Pro Bowl nods as reserves. LB Ray Lewis and QB Steve McNair were named as backups, but were replaced [because of injuries] with LB Bart Scott and the Titans' QB Vince Young, respectively.

**12/24** - For the first time in Ravens history, Baltimore swept AFC North rival Pittsburgh at Heinz Field, 31-7, after posting an earlier 27-0 shutout on Nov. 26 at M&T Bank Stadium. The Ravens' "D" dominated Pittsburgh in both games, sacking QB Ben Roethlisberger 14 times and intercepting him four.

**12/31** - The Ravens finished 13-3, earning the AFC North Division title and a Bye Week prior to the AFC Divisional Playoffs. The Ravens' No. 1-ranked defense was elite: first in points allowed (201, including just 64 [9.1 per game] in the final seven games – 26 teams allowed 300 or more points for the season); first in total defense (264.1 ypg); first in red zone (33.3% TDs allowed); fewest third downs converted (28.8%) and fewest first downs permitted (236); first in turnover margin (+17) and second in takeaways (40 to Chicago's 44); first in INTs (28, including five for TDs); and second in sacks



In 2006, Baltimore swept the Steelers, 27-0 (M&T Bank Stadium) and 31-7 at Heinz Field, for a 58-7 point differential. LB Bart Scott posted 1.5 sacks of QB Ben Roethlisberger.

(60 to San Diego's 61). The offense led the NFL in time of possession (32:49) and sack ratio (+43); the 17 sacks allowed was a franchise record and second in the NFL to Indy's 15.

## 2007

**1/13** - In a Divisional Playoff game that provided great angst for Baltimore's loyal fans, the Ravens were on the wrong side of a 15-6 decision vs. Indianapolis. Not a single TD was scored in this kicking contest between Baltimore's Matt Stover and the Colts' Adam Vinatieri.

**1/17** - Head coach Brian Billick signed a new four-year contract with the Ravens. Defensive coordinator Rex Ryan signed a new two-year deal with the team.

**12/18** - T Jonathan Ogden was named to his 11th-straight Pro Bowl, along with LB Ray Lewis (ninth), S Ed Reed (fourth) and RB Willis McGahee (first).

**12/31** - Prompted by a dismal 5-11 season in 2007, Ravens owner Steve Bisciotti, president Dick Cass and GM Ozzie Newsome held a press conference announcing the decision to relieve head coach Brian Billick and his staff of their coaching duties. Despite an injury report that would have paralyzed most teams, the Ravens never quit. In 2007, the number of games missed by starters was 77, up from just 24 in 2006. By the final gun, the Ravens had started three different QBs, including rookie Troy Smith. Baltimore had 12 rookies and one first-year player on the roster, which (13) was the third-most in the NFL to close the year. Baltimore started six different rookies, tying four teams for second most in the NFL. Smith posted only one win versus the AFC North, a 27-21 nailbiter vs. Pittsburgh on 12/30.

## 2008

**1/19** - Steve Bisciotti hired his first head coach – and just the third in Ravens history – John Harbaugh, former special teams/defensive backs coach for the Philadelphia Eagles under Andy Reid. Harbaugh's special teams ranked in the Top 10 of special teams rankings every year from 2000-06,

# RAVENS HISTORY

including two first-place finishes. From 2000-06, no team had a higher overall ranking (attribution: *The Dallas Morning News*). Harbaugh was originally hired by Ray Rhodes in 1997 and was then retained by Reid.



John Harbaugh became the third head coach in franchise history in 2008.

**1/23** - Cam Cameron, head coach of the Dolphins in 2007, was hired to be the Ravens' new offensive coordinator by head coach John Harbaugh.

**1/28** - Rex Ryan was retained as the team's defensive coordinator and also named the Ravens' assistant head coach by John Harbaugh.

**4/17** - QB Steve McNair retired after a 13-year NFL career.

**6/12** - T Jonathan Ogden retired after a 12-year NFL career.

**9/7** - John Harbaugh won his first game as an NFL head coach with a 17-10 victory over Cincinnati in Week 1 at M&T Bank Stadium. A pair of rookie players started the game on offense: QB Joe Flacco and RB Ray Rice.

**9/14** - The Ravens' Bye Week was unexpectedly moved to Week 2 after Hurricane Ike ravaged Texas' Gulf Coast area and forced the postponement of Baltimore's game at Houston until Week 10. Due to this schedule change, Baltimore would play 18-consecutive games, including three in the playoffs, before the season concluded.

**10/26** - Longtime Ravens T Jonathan Ogden was inducted into the Ravens' Symth Jewelers Ring of Honor during a win over Oakland just four months after his retirement from football.

**12/20** - In the last NFL game to ever be played at the Cowboys' historic Texas Stadium, the Ravens defeated Dallas, 33-24, with FB Le'Ron McClain recording the longest run in Texas Stadium history with a career-long 82-yard TD scamper.

**12/28** - With a Wild Card playoff spot on the line, Baltimore closed out the regular season with a 9-2 record to earn a No. 6 seed in the postseason. The Ravens beat Jacksonville in the season finale, 27-7, to earn their fifth-ever postseason appearance. After starting the year 2-3, the Ravens rallied to end the regular season with an 11-5 record to earn second place in the AFC North and a Wild Card Playoff berth. The 11 regular season wins set an NFL record for the most by a rookie QB (Joe Flacco) and a first-year head coach (John Harbaugh) tandem. Including the playoffs, Harbaugh and Flacco ended 2008 with 13 wins, a new NFL rookie benchmark.

## 2009

**1/4** - In the 27-9 Wild Card win at Miami, the Ravens' 4 INTs off Dolphins QB Chad Pennington (who threw only 7 during the regular season) tied for the most in team playoff history. S Ed Reed stole two from Pennington, returning the first pick 64 yards for a TD.

**1/10** - The Ravens defeated the top-seeded Tennessee Titans at LP Field, 13-10, getting Joe Flacco his second playoff win – the most for a rookie QB in NFL history. A last-minute, 43-yard field goal by K Matt Stover gave Baltimore the win.

**1/18** - In the AFC Championship, Baltimore suffered a narrow 23-14 loss to the Pittsburgh Steelers at Heinz Field in a hard-hitting defensive battle, ending the Ravens' playoff run. John Harbaugh solidified himself as one of 12 first-year head coaches in the Super Bowl era to lead his team to the conference championship game.

The Ravens finished the season No. 2 in the NFL with 19 players on IR, the most in team history. According to Rick Gosselin of *The Dallas Morning News*, Baltimore lost 64 games by starters.

Baltimore's defense concluded the 2008 season ranked No. 2 in the NFL. In addition to not allowing a 100-yard rusher for the second-straight season (an NFL-best 35 games dating back to 2006), it set three team records: opponent QB rating (60.6), rushing TDs allowed (4) and rushing first downs allowed (58). A league-high 9 INTs by S Ed Reed contributed to the team's NFL top-ranked status for INTs with 26.

**1/21** - Rex Ryan, Baltimore's defensive coordinator from 2005-08 and a member of the coaching staff since 1999, was hired by the New York Jets as their head coach.

**1/26** - Having served as LBs coach in 2008, Greg Mattison was named the Ravens' new defensive coordinator. Also, special teams coordinator Jerry Rosburg earned the title of assistant head coach.

**2/8** - The Baltimore coaching staff led the AFC squad in the Pro Bowl. Five Ravens were voted into the All-Star game for the 2008 season, including ST Brendon Ayanbadejo (third), LB Ray Lewis (10th), FB Le'Ron McClain (first), S Ed Reed (fifth) and LB Terrell Suggs (third).

## 2010

**1/3** - To cap the 2009 regular season, the Ravens produced their sixth playoff team of the decade (2000-09), which ranked third best (tied with Pittsburgh) in the AFC behind Indianapolis (9) and New England (7).

With a 21-13 win at Oakland (1/3), John Harbaugh and Joe Flacco, who set the NFL record for most wins ever (13, including playoffs) by a rookie head coach starting a rookie QB in 2008, achieved the league mark for clinching the playoffs in their first two seasons by such a tandem.

Harbaugh also became the 10th coach since 1990 to reach the playoffs in his first two seasons as a head coach, while Flacco became the fourth starting QB since the 1970 merger to reach the playoffs in his first two NFL seasons.

The Ravens' "D" finished third in the NFL in total yards (300.5)



# RAVENS HISTORY

and third in points allowed (16.3). It was the seventh-straight season Baltimore's defense finished in the NFL's top six.

For the first time in team history, Baltimore had a 3,000-yard passer (Joe Flacco - 3,613), a 1,000-yard rusher (Ray Rice - 1,339) and a 1,000-yard receiver (Derrick Mason - 1,028) in the same season.

**1/10** - In the Wild Card game at New England, Baltimore beat the Patriots, 33-14, serving the team its first home playoff defeat since 1978. Baltimore snapped New England's 11-game home playoff winning streak and halted QB Tom Brady's 23-game overall winning streak at home.

The Ravens forced QB Tom Brady into four turnovers (3 INTs and a fumble), finishing the game with a +2 ratio. Baltimore scored 20 points off its 4 turnovers on the day.

Baltimore scored 33 points against the Patriots, the then-second most in Ravens playoff history (34 vs. NYG in Super Bowl XXXV). Twenty-four of the Ravens' points came in the first quarter, tying for the second-most points in the opening quarter of any playoff game in NFL history.

Ray Rice ran for a playoff franchise-record 159 yards and 2 TDs on 22 carries (7.2 avg.), spurring the Ravens' 234-yard rushing output (most in team playoff history).

**1/16** - Baltimore fell at Indianapolis in the Divisional game, 20-3. The Ravens held the Colts to 275 net yards (including just 42 rushing), but Baltimore's four turnovers proved too costly.

**1/31** - The NFL held its annual Pro Bowl in South Florida, an honor five Ravens earned: LB Ray Lewis (11th), FB Le'Ron McClain (second), DT Haloti Ngata (first), S Ed Reed (sixth) and RB Ray Rice (first).

## 2011

**1/2** - To finish the 2010 season, Baltimore tied Pittsburgh for the best record in the division at 12-4, but lost the AFC North on the division-record tiebreaker (5-1 to 4-2). Baltimore, Indianapolis (an NFL record nine in a row) and Philadelphia became the only teams to make the playoffs from 2008-10.

The 2010 campaign also marked the first time the Ravens ever clinched the postseason three years in a row.

This was the third year in a row – the best run in team history – that the Ravens finished third in the NFL in fewest points allowed (16.9 ppg). S Ed Reed missed the first six games of the season rehabbing a hip injury, and despite that, still led the NFL with 8 INTs and 183 INT return yards.

Joe Flacco became the third starting QB since the 1970 merger to make the playoffs in his first three seasons, joining Dan Marino and Bernie Kosar. Flacco posted a Ravens' then-season best 93.6 QB rating and established then-career highs with 3,622 yards and 25 TDs. RB Ray Rice posted 1,776 yards from scrimmage, third most in the NFL, while WR Derrick Mason became the third player in NFL annals to post 11 consecutive seasons with at least 60 catches (Jerry Rice and Tony Gonzalez).

**1/9** - In the Wild Card game at Kansas City, the Ravens prevailed 30-7, becoming the only NFL team to win at least



**RB Ray Rice bolted for an 83-yard TD run on the first play from scrimmage in the Ravens' Wild Card win over New England during the 2009 playoffs.**

one playoff game in each of the last three seasons (2008-10). Harbaugh also became the first head coach in NFL history to win a playoff game in each of his first three seasons (2008-10).

In the victory, the Ravens set then-franchise playoff single-game records for the following offensive marks: total net yards (390), first downs (26) and passing yards (248). Baltimore's stingy defense allowed just 161.0 yards of total offense. The Chiefs recorded just 53 net passing yards, which set a Ravens' postseason record.

Flacco set Ravens playoff records (since broken) with 25 completions, 265 yards passing and 2 TDs (on 34 attempts), also producing a franchise postseason-record 115.4 QB rating. He earned his fourth-career playoff win and tied Dan Marino for the most combined victories (36) by a QB in his first three seasons.

**1/15** - After holding a 21-7 halftime lead, the Ravens fell at Pittsburgh in the Divisional Playoff, 31-24. OLB Terrell Suggs (10) became the Ravens' career postseason sacks leader with his 3-sack performance, and Baltimore's 6 total sacks on the night also set a team playoff record.

**1/19** - Becoming the team's fifth defensive coordinator, Chuck Pagano was promoted from secondary coach after Greg Mattison left to coach at the University of Michigan.

**1/30** - The Pro Bowl was played in Hawaii, with five Ravens earning 2010 All-Star honors: K Billy Cundiff (first), LB Ray Lewis (12th), DT Haloti Ngata (second), S Ed Reed (seventh) and OLB Terrell Suggs (fourth).

**2/14** - Harbaugh and the Ravens agreed to a contract extension (with terms undisclosed).

**3/4** - The NFL's Collective Bargaining Agreement between the clubs and NFL Players Association, which was signed in March of 2006, expired.

**3/11** - The NFL Players Association decertified, declaring itself out of the business of representing players. In exchange for giving up rights under union labor law, the players were able to take their chances in court under antitrust law.

**3/12** - NFL owners lock out the players – creating the NFL's first work stoppage since 1987.



# RAVENS HISTORY

**7/25** - Following an offseason that contained no minicamps, OTAs or workout programs due to the lockout, the NFL Players Association and the league's owners reached an agreement in principle on their 10-year labor deal, creating a new CBA. After a 31-0 vote by the owners to approve the deal on July 21 (the Oakland Raiders abstained), the NFLPA would later ratify the CBA on Aug. 5.

**9/11** - Marking the 10th Anniversary of the Sept. 11, 2001 terrorist attacks, the Ravens honored all military and those whose lives have been lost in the home opener against Pittsburgh. Baltimore prevailed, 35-7, in a contest that saw the Ravens force a franchise-record 7 takeaways.

**11/20** - K Matt Stover, the franchise's all-time leading scorer, was inducted into the team's Ring of Honor during halftime of the Ravens' 31-24 win over Cincinnati.

**12/24** - With a 20-14 win vs. Cleveland, the Ravens went undefeated at M&T Bank Stadium, matching the Packers and Saints as the only teams to go undefeated at home in 2011. Following the victory, John Harbaugh dedicated the "game ball" to the team's fans for their support during the undefeated home campaign, which marked a franchise first.



WR Torrey Smith's game-winning TD catch at Pittsburgh helped the Ravens go 12-4 in 2011 and sweep the AFC North for the first time in team history.

## 2012

**1/1** - After a 24-16 victory at Cincinnati, the Ravens became the only NFL team to earn a playoff berth the past four seasons (2008-11), also winning the AFC North by sweeping the division for the first time in franchise history.

The Ravens, producing a second-straight 12-4 campaign, went 6-0 against playoff teams during the regular season, matching Green Bay as the only clubs to go undefeated in division play and against other postseason qualifiers.

QB Joe Flacco, who started every game under head coach John Harbaugh, produced his 44th regular season win as a starter, marking the most ever by an NFL QB in his initial four seasons (2008-11).

The Ravens, who finished No. 3 in the league in fewest points permitted (16.6 ppg) for the fourth-straight year, tied an NFL record for consecutive seasons of being in the Top

3 for points allowed. Overall, Baltimore's "D" ranked third in both yards allowed (288.9 ypg) and sacks (48).

Despite playing eight games against defenses ranked in the NFL's Top 8, the Ravens were 12th in scoring (23.6 ppg), seventh in third-down offense (42.4%) and 10th in rushing (124.8 ypg). RB Ray Rice produced a career-high and NFL-best 2,068 yards from scrimmage, ranking second in the league in rushing. Rice also set a team mark with 15 total TDs and was second in the NFL among RBs with a team-high 76 catches (704 receiving yards). Flacco produced his third-consecutive 3,500-yard/20-TD season and was 13 yards shy of his then-career high with 3,610 passing yards (3,622). WR Torrey Smith was third among NFL rookies with 841 receiving yards (50 catches); his receptions and yards, plus 7 TDs, set new Ravens first-year standards.

**1/15** - Baltimore earned a 20-13 Divisional Round victory over Houston at home, helping John Harbaugh become the first head coach in NFL history (since the 1970 merger) to win a playoff game in each of his first four seasons (2008-11). The Ravens forced 4 turnovers against the Texans, and for the first time in team history (regular season or playoffs), Baltimore did not commit a single penalty.

**1/22** - The Ravens' Super Bowl hopes came to a devastating end in New England with a 23-20 loss in the AFC Championship game. It came down to Baltimore's final drive in the fourth quarter, when the Ravens had a chance to win or tie the game. But, a QB Joe Flacco-to-WR Lee Evans pass fell incomplete, and K Billy Cundiff's last-second 32-yard FG attempt sailed wide left, sealing the victory for New England.

**1/27** - Dean Pees was named the Ravens' new defensive coordinator after Chuck Pagano left to become head coach of the Indianapolis Colts.

**1/29** - Played in Hawaii to honor the NFL's 2011 Pro Bowlers, eight Ravens earned All-Star honors: LB Ray Lewis (13th), S Ed Reed (eighth), OLB Terrell Suggs (fifth), DT Haloti Ngata (third), FB Vonta Leach (second), RB Ray Rice (second), G Ben Grubbs (first) and G Marshal Yanda (first).

**2/4** - OLB Terrell Suggs was named the 2011 *Associated Press* Defensive Player of the Year. It marked the fourth time in 12 seasons that a Raven has earned the prestigious honor: Suggs (2011), S Ed Reed (2004) and LB Ray Lewis (2003 & 2000). Additionally, C Matt Birk was named the 2011 NFL Walter Payton Man of the Year. The award recognizes a player's off-the-field community service as well as his playing excellence.

**6/8** - The Ravens and Under Armour, whose global headquarters are located in downtown Baltimore, joined forces in a wide-ranging collaboration that features multiple community-focused initiatives. The 10-year agreement included naming rights for the team's practice facility in Owings Mills, which was renamed the Under Armour Performance Center.

**9/6** - Art Modell, whose remarkable 43-year NFL career made him a regular finalist for the Pro Football Hall of Fame, died of natural causes at Johns Hopkins Hospital at the age of 87. As owner of both the Cleveland Browns (1961-1995) and the

# RAVENS HISTORY



OLB Terrell Suggs was named the 2011 AP NFL Defensive Player of the Year.

Baltimore Ravens (1996-2003), Modell directed teams that produced 28 winning seasons, 28 playoff games, two NFL Championships (1964 and 2000), three other appearances in NFL title contests (1965, '68 and '69), and four visits (1986, '87, '89 and 2000) to AFC championships.

**9/27** - RB Jamal Lewis, the Ravens' all-time leading rusher, was inducted into the team's Ring of Honor during halftime of the Ravens' 23-16 win over Cleveland on Thursday night.

**12/26** - For their 2012 season efforts, six Ravens earned Pro Bowl honors: S Ed Reed (ninth), DT Haloti Ngata (fourth), FB Vonta Leach (third), RB Ray Rice (third), G Marshal Yanda (second) and RS Jacoby Jones (first).

**12/30** - The 2012 Ravens finished with a 10-6 record en route to earning their fifth-straight playoff berth and second-consecutive AFC North title. Under head coach John Harbaugh, Baltimore became the only NFL team to make the playoffs in each of the past five seasons (2008-12). The Ravens, who earned the playoffs in six of the past seven seasons, seized the franchise's fourth-ever division title with a 4-2 mark in AFC North play and an 8-4 conference record.

The Ravens set a then-single-season franchise record by scoring 398 points, averaging the NFL's 10th-most per game (24.9). Baltimore scored a team-record 254 points at home, producing the NFL's fourth-best home average of 31.8 ppg. Baltimore also surrendered just 16 give-aways, setting a franchise single-season record low.

The Ravens' special teams units were spectacular. In addition to posting a league-best (tied, Darius Reynaud) 3 kick return TDs (108- & 105-yard KORs and 63-yard PR), RS Jacoby Jones led the NFL in KOR average (30.7). Rookie K Justin Tucker made 30 of 33 FGAs (90.9%), producing the second-best success rate in Ravens single-season history and also the second-best mark by a rookie kicker in NFL history.

Harbaugh became just the third coach in NFL history (since 1970 merger) to guide his team to the postseason in each of his first five seasons (2008-12), joining Bill Cowher and Chuck Knox. "Harbs" also became the only head coach in NFL history to win a playoff game in each of his first four and five seasons.

## 2013

**1/2** - LB Ray Lewis announced that he would retire at the end of the Ravens' playoff run, closing one of the greatest careers in NFL history. "I talked to my team today," Lewis said. "I talked to them about life in general. And everything that starts has an end. For me, today, I told my team that this will be my last ride."

**1/6** - Before a sellout M&T Bank Stadium crowd that celebrated and saluted LB Ray Lewis in his final home game, the Ravens held the Colts without a touchdown, winning 24-9 in the 2012 Wild Card Playoff. Lewis, in his 17th and final season, finished with 13 tackles and 1 PD in his first game since tearing his triceps on Oct. 14.

**1/12** - In what became the fourth-longest game in NFL history, the Ravens outlasted the Broncos, 38-35, in double overtime of the 2012 Divisional Playoff at Denver, producing a thrilling victory that will go down as one of the greatest wins in franchise history. Rookie K Justin Tucker's 47-yard field goal in the second overtime period sent Baltimore into the AFC Championship for the second-straight season. The Ravens tied the contest at 35 with :31 remaining in regulation on a remarkable QB Joe Flacco-to-WR Jacoby Jones 70-yard TD bomb, spurring the incredible comeback.

**1/20** - The Ravens earned a trip to their second Super Bowl in franchise history, defeating the No. 2-seeded Patriots, 28-13, in the AFC Championship at New England. The Ravens' defense shut out the NFL's No. 1-ranked and highest-scoring offense in the second half, and QB Joe Flacco threw 3 TDs in leading Baltimore to victory.

**2/1** - In a ceremony held in New Orleans two days before Super Bowl XLVII, Jonathan Ogden, an 11-time Pro Bowler and the Ravens' first-ever draft pick (fourth overall in 1996), was announced as a 2013 Pro Football Hall of Fame inductee.

**2/3** - For the first time in any of the four major pro sports, two head-coaching brothers (John and Jim Harbaugh) faced each other in a championship game. After taking an early 28-6 lead, the Baltimore Ravens needed a goal-line stand to clinch their second World Championship, defeating the San Francisco 49ers, 34-31, in Super Bowl XLVII in New Orleans, LA, at the



For the final time in his legendary career, LB Ray Lewis performed his famous intro dance at M&T Bank Stadium before the 2012 Wild Card win vs. the Colts.



# RAVENS HISTORY

Mercedes-Benz Superdome. The Ravens' "D" delivered the critical stand late in the fourth quarter, overcoming a furious second-half comeback and a 34-minute power outage.

With a 3-TD performance vs. the 49ers, QB Joe Flacco threw 11 TD passes in the postseason, tying the NFL single-postseason record shared by Joe Montana (1989) and Kurt Warner (2008). Flacco and Montana did not throw an INT during those respective postseasons. Flacco finished the game 22-of-33 for 287 yards to produce a 124.2 rating.

In 2012, Flacco also became the first starting QB in NFL history (since 1970 merger) to make the playoffs in each of his first five seasons. Also winning at least one playoff game in each of those postseasons, he compiled nine playoff victories, which tie (Tom Brady) for the most among QBs in the first five seasons of a career.

The Ravens produced one of the most electrifying postseasons in NFL history. Averaging 410.3 yards of offense (134.8 rush & 275.5 pass), Baltimore scored 31.0 points per game while allowing just 22.0. WR Anquan Boldin recorded 22 catches for 380 yards and 4 TDs, while WR Jacoby Jones posted a 29.4 receiving average (5 for 147), catching TDs of 70 and 56 yards. (Jones also had a 108-yard KOR-TD in the Super Bowl.)

The Ravens' defense registered 10 takeaways (6 INTs and 4 FRs), helping produce a +6 overall turnover differential during their playoff run. The unit also posted 9 sacks in four playoff games, including 4.5 by OLB Paul Kruger.

**2/5** - Baltimore celebrated the Ravens' Super Bowl XLVII Championship as thousands of fans lined the streets of Charm City and completely filled M&T Bank Stadium for a celebration. Fans also gathered at City Hall and cheered when the Ravens arrived to kick off the parade route with the franchise's second Lombardi Trophy.

**6/5** - As guests of President Barack Obama, the Ravens visited The White House and were honored for winning Super Bowl XLVII. Said the President: "Now, I imagine there were times last year when these players were the only ones who knew that they'd make it here to show off this trophy. Because, during the year, they lost player after player to injury; they



**QB Joe Flacco was named Super Bowl XLVII MVP in the Ravens' 34-31 win.**

dropped four of their last five regular season games. In the playoffs, they trailed Denver by a touchdown with 70 yards and less than a minute to go. ... And then, in the Super Bowl, just when it looked like they had the momentum, the lights went out for a half hour. ... But these Ravens always pulled through."

**8/3** - T Jonathan Ogden, an 11-time Pro Bowler and the Ravens' first-ever draft pick (fourth overall in 1996), was inducted into the Pro Football Hall of Fame during a ceremony in Canton, OH. Ogden was presented by Ravens GM and executive VP Ozzie Newsome. Stated Ogden: "[The Ravens were] a new team, and we were new to the city [in 1996]. We were all rookies together. I watched us grow, myself as a player and the fans as an NFL city from infancy to one of – if not the best – football towns in the National Football League, with undoubtedly the best and most passionate fans that I've ever seen, and I want to thank you guys for being that."

**9/22** - LB Ray Lewis, the Ravens' all-time leading tackler and second-ever draft choice, was inducted into the team's Ring of Honor during halftime of the 30-9 win over Houston.

**12/8** - In a remarkable and most-memorable contest that set NFL records for the most points scored (36) in the last 2:05 of a game and most lead changes (six) in a fourth quarter, the Ravens found a way to beat the Vikings, 29-26. In the span of 121 seconds late in the game, 36 points were scored, including the winning TD by Baltimore with 4 seconds left. That score came when Joe Flacco, who led the game-winning, 5-play, 80-yard drive, hit rookie WR Marlon Brown with a 9-yard TD strike. This wild battle started with a near-blizzard snowfall that made it difficult for QBs to find receivers beyond the line of scrimmage.

**12/27** - For their 2013 season production, four Ravens earned Pro Bowl honors: DT Haloti Ngata (fifth), OLB Terrell Suggs (sixth), K Justin Tucker (first) and G Marshal Yanda (third).

**12/29** - For the first time since 2008 – the year the Ravens hired John Harbaugh – Baltimore did not make the playoffs, coming one game short with an 8-8 mark and placing third in the AFC North after falling 34-17 in the finale at Cincinnati. Tied 17-17 near the end of the third quarter of the game, Baltimore needed only that win to clinch a postseason berth.



**WR/RS Jacoby Jones posted a 108-yard KOR-TD to open the second half of Super Bowl XLVII. Jones also added a 56-yard TD catch during the game, helping set a Super Bowl single-game record for most combined yards (290).**



# RAVENS HISTORY



Ray Lewis (above) was inducted into the Ravens' Ring of Honor (detailed on previous page) in 2013, following his incredible 17-year NFL career.

## 2014

**1/27** - Gary Kubiak was hired as the team's offensive coordinator following the departure of Jim Caldwell, who was named Detroit's new head coach.

**5/21** - M&T Bank and the Ravens announced a 10-year, \$60 million extension of their partnership, which includes the continuation of naming rights to M&T Bank Stadium and an array of community-focused programs, including a new initiative focused on helping at-risk children in Baltimore.

**10/12** - QB Joe Flacco became the fastest player in NFL history (since 1970 merger) to toss 5 TDs (16 minutes and 3 seconds into the game) in the 48-17 victory at Tampa Bay. The Ravens' offense gained 475 yards vs. the Bucs, with the 48 points scored marking the most in Ravens road game history.

**10/19** - TE Todd Heap, the Ravens' all-time leader in receiving TDs (41), was inducted into the team's Ring of Honor during halftime of the 29-7 win over Atlanta.

**12/23** - For their 2014 season production, four Ravens earned Pro Bowl honors: OLB Elvis Dumervil (fourth), RB Justin Forsett (first, originally voted a first alternate), LB C.J. Mosley (first, becoming the first Ravens rookie to earn the distinction) and G Marshal Yanda (fourth).

**12/28** - Beating the Browns 20-10, the Ravens produced a 10-6 regular season record en route to earning their sixth playoff berth in seven seasons. The Ravens set then-single-season franchise records by scoring 409 points (including a team-best 206 on the road) and producing 5,838 yards of offense. QB Joe Flacco posted career bests in yards (3,986) and touchdown passes (27). Baltimore tallied the NFL's second-most sacks (49, tied with Philadelphia) and boasted the No. 2 red zone defense (42.6), also allowing the league's sixth-fewest points per game (18.9). P Sam Koch produced the NFL's No. 3 gross average (47.4) and No. 1 net average (43.3), setting the Ravens' single-season records for each.

## 2015

**1/3** - Behind an offensive line that included two rookie starters (LT James Hurst and RG John Urschel), the Ravens won, 30-17, at the host Steelers in a Wild Card matchup, producing their NFL-best 10th playoff victory since 2008. Baltimore's defense was stout, holding Pittsburgh out of the end zone for

three quarters and sacking QB Ben Roethlisberger five times. The win marked Baltimore's first-ever playoff triumph in the Steel City and gave the Ravens their 10th all-time postseason road victory, tying Green Bay (existing since 1919) for the most in pro football history.

**1/10** - In a tense Divisional battle at New England, the Ravens' bid to play in their fourth AFC Championship game in seven seasons came to an abrupt end in Foxborough with a narrow 35-31 defeat to the Patriots. New England erased two 14-point Baltimore leads to win the contest, becoming the first team in NFL history to accomplish the feat.

**1/20** - Marc Trestman was hired as the team's offensive coordinator following the departure of Gary Kubiak, who was named Denver's new head coach.

**7/28** - Constellation and the Ravens announced an agreement to construct a 375-kilowatt (DC) solar generation project at the team's headquarters and training facility in Owings Mills...The roof-mounted solar power system expanded the current energy services relationship...Constellation owns and operates the solar power system, while the Ravens finance the electricity generated by the solar panels from Constellation under a 20-year power purchase agreement...The solar power system went into full operation on May 26, 2016.

**8/5** - The Ravens announced fan experience and gameday enhancements at M&T Bank Stadium, including a \$6.5 million investment in an expansive Wi-Fi system, a revolutionary 3-D video system called *freeD* that shows replays from every possible angle and new safety measures to ease entry into the stadium and ensure top-of-the-line security for everyone.

**8/18-21** - Leading up to their second preseason game at Philadelphia, the Ravens traveled to the City of Brotherly Love for three days of practice at the NovaCare Center against the host Eagles.

**9/13-10/26** - Starting with a season-opening loss at Denver, five of Baltimore's first seven games of the 2015 campaign were on the road, with the Ravens dropping close contests at the Broncos, at Oakland, at San Francisco and at Arizona... The last time an NFL team opened the season playing five of its first seven games on the road was in 2000...That team – 16 years prior – was the eventual Super Bowl XXXV-winning Ravens...Following the Sept. 13 game at Denver, the Ravens traveled to San Jose, CA, where they stayed and practiced for an entire week at San Jose State leading up to a Week 2 matchup with the Raiders in Oakland...Baltimore also held the Saturday pre-game walk-through at Stanford University.

**11/22** - S Ed Reed, the Ravens' all-time leader in interceptions (61) and NFL's all-time record-holder in INT return yards (1,590), was inducted into the team's Ring of Honor during halftime of the 16-13 win over St. Louis.

**12/22** - For their 2015 season production, four Ravens earned Pro Bowl honors: LS Morgan Cox (first, who was selected in January as a "need" player), OLB Elvis Dumervil (fifth, who was added as an alternate in January), P Sam Koch (first) and G Marshal Yanda (fifth)...Each player represented the Ravens in Hawaii on Jan. 31, 2016.

# RAVENS HISTORY



Legendary safety Ed Reed, who ranks first in NFL history with 1,590 INT return yards, was inducted into the Ravens Ring of Honor in 2015.

## 2016

**1/3** - The Ravens concluded their 5-11 season with a 24-16 defeat at Cincinnati...Baltimore played an NFL-record 14 games decided by 8 points or fewer (tied, 1994 NYG) and posted an NFL-high (tied, Chi.) seven games decided by 3 points or fewer (4-3 record)...Baltimore had 20 players on Injured Reserve (the NFL's second most), including eight starters, with 12 starters missing a combined 71 games... Additionally, the Ravens played four different starting QBs (Joe Flacco, Matt Schaub, Jimmy Clausen & Ryan Mallett) for the first time in franchise history.

**1/16** - Ted Marchibroda, former head coach of the Baltimore Colts and the first head coach in Baltimore Ravens history, passed away peacefully at his home in Virginia at the age of 84...Marchibroda spent 12 seasons as an NFL head coach, including time with the Baltimore Colts (1975-79), Indianapolis Colts (1992-95) and Baltimore Ravens (1996-98). Stated Ravens GM Ozzie Newsome: "Ted is a founding father of the Ravens. He was a tremendous competitor and a tough man with a gentle soul. In a way, he set the Ravens' path. He wanted players who owned what he called 'a football temperament.' Those are players who love all aspects of the game – the mental part, lifting weights, practice and the physicality. That eventually became what we now call 'Playing Like a Raven.' Ted taught me more about football. He was classy in every way."

**3/18** - CB Tray Walker, a 2015 fourth-round draft selection, passed away following a serious motorbike accident in Southeast Florida...Walker was involved in the accident on March 17...On March 26, approximately 45 members of the Ravens organization – teammates, coaches and front office staff – joined Walker's family and friends at the 93rd Street Community Baptist Church to celebrate his life.

Said John Harbaugh: "Tray was a young man with a good and kind heart. He was humble and loved everything about being part of the Ravens' team. He loved his teammates, the practice and the preparation, and that showed every day. He was coachable, did his most to improve and worked to

become the best. I'll never forget that smile."

**5/10** - For the first time since 2002, the Ravens returned to natural grass on the playing field of M&T Bank Stadium... Baltimore grounds crews removed the artificial Shaw Sports Turf in February and began laying sod in the stadium in early May.

"To me, [playing on grass is] Baltimore," John Harbaugh stated. "It epitomizes what Baltimore is all about, the history of football in Baltimore. A Baltimore football team should be playing on a grass field, ultimately. It's a recognition of that. I like the grass. I think it's the AFC North, it's the Baltimore Ravens – it just seems right."

**9/17** - At the age of 65, Clarence Brooks, the Ravens' longest-tenured assistant coach, passed away at a hospital in Weston, Fla., following a battle with esophageal and stomach cancer...The beloved Brooks – referred to by most as "C.B." – originally joined the organization in 2005 and served 11 seasons as defensive line coach...The following day (9/18), Baltimore played at Cleveland and rallied from 20 points down to beat the Browns, 25-20.

**11/6** - With the Ravens' 21-14 victory over the Pittsburgh Steelers, head coach John Harbaugh (81) surpassed Brian Billick (80) for the most regular season wins by a head coach in team history.

**11/10** - Baltimore debuted an all-purple uniform as part of the NFL's "Color Rush" game for the Week 10 matchup against the Cleveland Browns...The Ravens won, 28-7, in a game that was played on Thursday Night Football at M&T Bank Stadium...Unlike the purple jerseys the Ravens typically wear, the Color Rush uniforms (shown on WR Steve Smith Sr. below) displayed gold numbers and stripes on the pants.

**11/20** - With 93,056 fans watching at Dallas' AT&T Stadium, the Ravens played in front of the largest crowd in their franchise's history...The Cowboys emerged victorious, however, 27-17.



WR Steve Smith Sr. seen above in the Ravens' all-purple "Color Rush" uniforms for the 11/10/16 game vs. Cleveland, which the Ravens won, 28-7.



# RAVENS HISTORY

**12/20** - For their 2016 season production, seven Ravens earned Pro Bowl honors: LS Morgan Cox (second, who was selected in January as a “need” player), FB Kyle Juszczyk (first), LB C.J. Mosley (second), K Justin Tucker (second), S Eric Weddle (fourth, who was added as an alternate in January), G Marshal Yanda (sixth) and C Jeremy Zuttah (first, who was added as an alternate in January)...These players represented the Ravens in Orlando on Jan. 29, 2017.

## 2017

**1/1** - For the 12th time in the past 14 seasons, the Ravens boasted a Top 10 defense and became one of three teams – Den. & Sea. – to finish ranked in the NFL’s Top 10 in each of the past three years (2014-16)...The Ravens’ defense ranked seventh overall (322.1 ypg) after the team played its final game of the season at Cincinnati (27-10 defeat) on New Year’s Day.

Additionally, WR Steve Smith Sr. played in the final game of his storied 16-year NFL career, capping one of the greatest runs by a receiver in league history...Smith Sr. finished with the seventh-most receiving yards (14,731) in NFL history and with 1,031 receptions (12th in league annals).

Producing arguably the best season ever by a kicker, All-Pro K Justin Tucker connected on 38 of 39 FGAs (lone miss was a block), posting the fifth-best percentage in NFL single-season history...In addition to making 35-straight FGs at one point (tied for the fifth-best streak ever), Tucker’s 38 FGs ranked No. 1 in the league, while an NFL single-season record 24 of his 38 FGs came from 40 yards or beyond.

**1/13** - David Modell, the son of Art, passed away after battling cancer for almost two years. Modell, 55, served as president of the Ravens from the team’s beginning in 1996 through the Super Bowl XXXV championship in 2000 and continued in that capacity until 2004. From the selection of the team name and colors, to the move to M&T Bank Stadium in 1998, to the hiring of Brian Billick, David coordinated the efforts as team president. His fingerprints are still present on many of what have become Ravens favorites and traditions.



In January of 2017, the Ravens announced a three-year, \$120 million self-funded investment that will enhance the fan experience at M&T Bank Stadium, including the addition of new 4K ultra-high definition video displays.

**1/31** - The Ravens announced a three-year, approximately \$120 million self-funded investment that will enhance the fan experience at M&T Bank Stadium...Improvements include new 4K ultra-high definition video displays, escalators and elevators to the upper deck, a new sound system, upgraded kitchen facilities and club level enhancements...In January, the Ravens also launched a \$45 million construction project to upgrade their Owings Mills training facility (the Under Armour Performance Center).

**JULY/AUG.** - Due to renovations and construction at the Under Armour Performance Center, for just the second time in team history, the Ravens did not have fans attend training camp...The other occurrence came in 2011 following the NFL lockout...However, Baltimore still held three free and open stadium practices for fans to attend in 2017 (two at M&T Bank Stadium and one at Navy-Marine Corps Memorial Stadium in Annapolis).

**9/23** - The Ravens, playing in their first-ever international game, lost, 44-7, to the Jaguars in front of 84,592 fans at London’s Wembley Stadium...It marked the third-largest crowd to ever watch a Ravens’ game.

**10/26** - In front of a national audience on Thursday Night Football, the Ravens notched the franchise’s 200th victory (regular season & playoffs combined) with a dominating 40-0 performance vs. Miami at M&T Bank Stadium.

**11/19** - Baltimore posted its third shutout of the season and first-ever win at historic Lambeau Field by defeating the Packers, 23-0...The Ravens became the first team to register three shutouts in a single season since the 2003 Patriots and recorded their 13th overall in franchise history (most in the NFL since their 1996 inception).

**12/19** - For their 2017 season production, three Ravens earned Pro Bowl honors: LB C.J. Mosley (third), OLB Terrell Suggs (seventh) and S Eric Weddle (fifth)...These players represented the Ravens in Orlando on Jan. 28, 2018.

**12/31** - Winning six of its last nine games, Baltimore finished second in the AFC North with a 9-7 record in 2017, falling one game short of earning a playoff berth (lost on tiebreaker) for the seventh time in John Harbaugh’s 10-year tenure.

All the Ravens needed to make the 2017 playoffs was a home win over Cincinnati in Week 17 (Dec. 31)...However, Baltimore’s hopes were dashed when the Bengals produced a 49-yard touchdown pass on fourth-and-12 with just 44 seconds remaining to earn a hard-fought, 31-27 victory that closed out the Ravens’ season in heartbreaking fashion.

The Ravens produced NFL bests in INTs (22), takeaways (34) and shutouts (3 – the most in a season since the 2003 Patriots)...Baltimore’s +17 turnover differential ranked No. 1 in the NFL, while its defensive passer rating (72.4) and 5 defensive TDs (tied with Det. & Phi.) were each second best.

Over the season’s last nine games, Baltimore scored the NFL’s second-most points per contest (29.4)...During this span, the Ravens also ranked No. 1 in fewest giveaways (5) and No. 2 in sacks allowed (10).



# RAVENS HISTORY

*Football Outsiders* tabbed Baltimore's special teams as the NFL's No. 1 overall unit in 2017...The Ravens' ranking is the NFL's eighth highest in a season since 1986...In the annual ST report from senior writer Rick Gosselin, Baltimore finished No. 4 and has ranked in the Top 5 for six-straight seasons.



The night before Super Bowl LII, it was announced that LB Ray Lewis would be inducted into the Pro Football Hall of Fame Class of 2018. In the picture above, Lewis is fitted for his HOF gold jacket.

## 2018

**1/9** - Don "Wink" Martindale was hired as the Ravens' new defensive coordinator following the retirement of Dean Pees.

**1/21** - Ravens TE Benjamin Watson, Panthers TE Greg Olsen and Texans DE J.J. Watt were named the three finalists for the prestigious 2017 Walter Payton NFL Man of the Year Award. (Watt was eventually named the winner on Feb. 3.)

**2/3** - In a ceremony held in Minneapolis the night before Super Bowl LII, Ray Lewis, a 13-time Pro Bowler and the Ravens' second-ever draft pick (26th overall in 1996), was announced as a 2018 Pro Football Hall of Fame inductee.

**2/13** - It was announced that the Ravens and Bears would play on Aug. 2 in the annual Hall of Fame Game to kick off the 2018 Pro Football Hall of Fame Enshrinement Week in Canton, OH.

**5/17** - The Ravens introduced their new Flock Friendly Fare, dramatically reducing pricing on gameday concessions to further enhance the fan experience at M&T Bank Stadium.

In total, 21 of the most popular menu items were reduced, creating up to 53 percent savings on a single item and a 33 percent average price reduction.

"We constantly ask our fans for feedback, and the price of concessions has regularly been discussed," Ravens president Dick Cass stated. "We listened, and we have made adjustments. This price reduction, along with the \$120 million we've invested in stadium enhancements over the last three years, will make our gameday experience better."

Of all the items receiving reductions, 12 included food options, while nine beverage items reduced in cost. The menu also included a \$5 domestic beer (12 ounces) option for the first time ever.

**7/12** - The Ravens announced an enhanced ticketing process, providing fans a simple, smart and secure way to enter games at M&T Bank Stadium...Beginning in 2018, traditional paper tickets were no longer used. Instead, the following two options were implemented:

Ravens season ticket holders received a PSL Owner Season Ticket card – much like a credit card – to enter the stadium. Or, fans could now access tickets via their smartphone by using the Ravens Mobile App.

**8/2** - For the first time in team history, the Ravens played in the annual Pro Football Hall of Fame game in Canton, OH... Baltimore bested the Bears, 17-16, just two nights prior to LB Ray Lewis' Hall of Fame induction.

**8/4** - LB Ray Lewis, a 13-time Pro Bowler and the Ravens' second-ever draft pick (26th overall in 1996), was inducted into the Pro Football Hall of Fame during a ceremony in Canton, OH. Lewis was presented by his daughter, Diaymon.

Stated Ravens longtime GM/EVP Ozzie Newsome, who drafted Lewis in 1996: "For 17 years, we could point to No. 52 and tell the other players: 'Follow his lead. Practice like Ray practices. Prepare like Ray prepares. Be a great teammate like him.' It was our privilege to have him as a Raven. We are all better for having him here. His play on gamedays speaks for itself. Even in that small group who have the honor of being a Hall of Famer, Ray stands out. When you talk about the great players of all time, no matter position, he is among the greatest of the great."

**8/6-9** - Prior to their second preseason game vs. the Rams, Baltimore hosted Los Angeles for several joint practices at the Under Armour Performance Center.

**8/17-20** - Leading up to their third preseason game at Indy, the Ravens traveled to the Hoosier State for three days of practice at Grand Park Sports Campus in Westfield, IN.

**10/14** - The Ravens dominated the Titans in a 21-0 shutout at Nissan Stadium...Baltimore's "D," under first-year coordinator Don Martindale, set a team record with 11 sacks...Tennessee produced just 106 total yards, marking the second fewest ever allowed by a Ravens' defense (this figure included 51 net passing yards, which set a new single-game Baltimore record)...Baltimore also became the first team since the 1934 Lions to not allow a TD after halftime in each of its first six games of a season.



Baltimore produced a franchise-record 11 sacks during a 21-0 shutout of the Titans in Tennessee (Oct. 14).

# RAVENS HISTORY

**11/18** - In a 24-21 home win over Cincinnati, Baltimore produced the then-fifth-most rushing yards (267, tied) in franchise history...Rookies QB Lamar Jackson (117) and RB Gus Edwards (115) each rushed for over 100 yards, marking the first time in NFL history that a team had a rookie QB & RB each surpass 100 rushing yards in a game (Jackson's 117 also stand as the most in league history by a QB in his starting debut)...Filling in for injured Joe Flacco (hip), Jackson completed 13 of 19 passes for 150 yards, 0 TDs and 1 INT.

**11/25** - John Harbaugh notched his 100th regular season win as head coach of the Ravens in a 34-17 victory over Oakland at M&T Bank Stadium.

**12/18** - The NFL announced that three Ravens were voted to the Pro Bowl for their outstanding performances during the 2018 season: LB C.J. Mosley (fourth), S Eric Weddle (sixth) and G Marshal Yanda (seventh)...DT Brandon Williams was later added to the squad on Jan. 15 after originally being selected as an alternate.

**12/30** - Winning six of its last seven games – all with QB Lamar Jackson as the starter – Baltimore (10-6) captured its first AFC North Division title since 2012 (and fifth ever) by beating Cleveland, 26-24, at M&T Bank stadium...The Ravens earned a playoff berth for the seventh time during head coach John Harbaugh's 11-year tenure, returning to the postseason for the first time since 2014.

In 2018, the Ravens produced the NFL's No. 1 defense, allowing 292.9 yards per game...Baltimore permitted the league's second-fewest points per game (17.9), behind Chicago's 17.7...The Ravens ranked No. 1 in total defense for the second time (2006) in team history and produced a Top 10 defense for the eighth time during Harbaugh's 11 seasons.

Boasting the NFL's No. 2 rushing attack (152.6 ypg), the Ravens racked up the then-second-most rushing yards (2,441) in franchise history...Baltimore also produced a then-franchise-record 5,999 total yards...Over the team's final seven games (with Jackson as starter), the Ravens piled up an NFL-high 1,607 rushing yards (229.6 ypg), with Seattle (1,190) rushing for the next-highest total.

Baltimore was one of two teams (Pittsburgh) to rank in the NFL's Top 10 in both total defense (first) and total offense (ninth)...Prior to 2018, this feat had never been accomplished by a Ravens team.

## 2019

**1/6** - Baltimore fell at home in the Wild Card round, 23-17, to the Los Angeles Chargers...LAC then lost at eventual Super Bowl Champion New England in the Divisional round...Lamar Jackson (21) became the youngest QB to ever start an NFL postseason game.

**1/11** - Greg Roman was promoted to be the team's offensive coordinator, succeeding Marty Mornhinweg.

**2/2** - In a ceremony held in Atlanta the night before Super Bowl LIII, Ed Reed, a nine-time Pro Bowler and the Ravens' all-time leader in INTs (61), was announced as a 2019 Pro Football Hall of Fame inductee.



**S Ed Reed became the third "homegrown" Raven (T Jonathan Ogden - 2013 & LB Ray Lewis - 2018) to be inducted into the Pro Football Hall of Fame.**

**3/15** - Eleven-year special teams coordinator/associate head coach Jerry Rosburg announced his retirement...Chris Horton was named Baltimore's new special teams coach.

**8/3** - S Ed Reed, a nine-time Pro Bowler and the Ravens' top draft pick (24th overall) in 2002, was inducted into the Pro Football Hall of Fame during a ceremony in Canton, OH.

Stated Reed, during this 36-minute induction speech: "Baltimore, I love that city. You all are the reason why I did it so hard, why I gave so much on that football field."

**8/4-7** - Prior to their first preseason game vs. the Jaguars, Baltimore hosted Jacksonville for several joint practices at the Under Armour Performance Center.

**8/19-21** - Prior to their third preseason game at Philadelphia, the Eagles hosted the Ravens for several joint practices at the NovaCare Complex.

**9/8** - Setting team records for the most points (59) and yards (643) in a game, the Ravens won spectacularly in their season opener at Miami, drubbing the Dolphins, 59-10...Baltimore set an NFL record for most points (42) in the first half of a season opener while establishing a team mark for scoring in any half...QB Lamar Jackson produced a perfect passer rating (158.3), throwing a team-tying-record 5 TDs and completing 17 of 20 passes for 324 yards.

**9/29** - Brian Billick, the first coach in Ravens history to win a Super Bowl (2000 season), was inducted into the team's Ring of Honor at halftime of the game against the Browns... Billick led Baltimore to four playoff berths in nine seasons (1999-2007), producing an 85-67 overall record, including a 13-3 mark in 2006.

**10/6** - The Ravens stopped the Steelers, 26-23, in overtime, at Heinz Field when K Justin Tucker nailed a 46-yard FG with 5:26 left in the extra period...Entering the contest, Baltimore had lost two in a row, but with this victory kicked off what would become a franchise-record 12-game winning streak during the 2019 regular season.

**12/12** - The Ravens clinched a second-consecutive AFC North title when they overwhelmed the Jets, 42-21, at M&T Bank Stadium on Thursday Night Football...For the first time in team history, the Ravens improved to 12-2, with QB Lamar Jackson throwing 5 TD passes and breaking the single-



# RAVENS HISTORY

season NFL record for rushing yards by a QB (Michael Vick - 1,039 in 2006).

**12/17** - The NFL announced that 12 Ravens were voted to the Pro Bowl, tying 1973 Dolphins for the most-ever selections on an initial Pro Bowl roster: TE Mark Andrews (first), LS Morgan Cox (third), CB Marlon Humphrey (first), RB Mark Ingram II (third), QB Lamar Jackson (first), OLB Matthew Judon (first), CB Marcus Peters (third), FB Patrick Ricard (first), T Ronnie Stanley (first), S Earl Thomas III (seventh), K Justin Tucker (third) and G Marshal Yanda (eighth)...T Orlando Brown Jr. (first) was later added to the squad after originally being selected as an alternate, giving the Ravens 13 All-Stars, which tied the 2007 Cowboys for the most-ever selections on a Pro Bowl roster.

**12/22** -The Ravens clinched homefield advantage for the AFC playoffs and their first-ever No. 1 playoff seed by winning their 11th-consecutive game in a 31-15 victory at the Browns.

**12/29** - With a 28-10 home victory over Pittsburgh in Week 17, Baltimore set a team record by winning its 12th-straight game and finished the season with a franchise-best 14-2 record (which also was the NFL's best mark in 2019).

The Ravens finished the regular season ranking No. 1 in points (33.2) and rushing yards (206.0) per game, while they were No. 2 in total yards (407.6)...Baltimore became the first team ever to average 200 passing and 200 rushing yards per game...The Ravens set a new NFL single-season rushing record (3,296 yards), besting the 1978 Patriots' 3,165... Baltimore set season team records for TDs (64), points (531), net yards (6,521), first downs (386) and fewest turnovers (15). QB Lamar Jackson accounted for a league-high 43 total TDs, including a league-best and franchise-record 36 passing scores...Jackson also rushed for 1,206 yards (sixth most in the league), setting a new NFL single-season record by a QB...TE Mark Andrews had 10 receiving TDs, ranking No.1 among NFL tight ends and tying WR Cooper Kupp for second by all players...RB Mark Ingram II posted 15 total TDs, tying Ray Rice's 2011 single-season team record and ranking fourth overall in the NFL.

Baltimore allowed the NFL's third-fewest points (17.6) and fourth-fewest net yards (300.6) per game. The Ravens notched the league's No. 5 run "D" (93.4 ypg) and were No. 6



John Harbaugh became the first Ravens coach to take home *AP* NFL Coach of the Year honors following the 2019 season.

vs. the pass (207.2 ypg)...During their 12-game winning streak (starting in Week 5), the Ravens allowed the NFL's fewest yards (268.9) and points (15.2) per game...Baltimore allowed just 18 TDs (a league low) in its final 12 games, also scoring 6 defensive TDs of its own during this span.

## 2020

**1/11** - Baltimore fell at home in the Divisional round, 28-12, to the Tennessee Titans, who advanced to play Kansas City (the eventual Super Bowl Champions) in the AFC Championship.

**2/1** - It was a huge night for the Ravens at the annual NFL Honors ceremony, as John Harbaugh (*AP* Coach of the Year), Lamar Jackson (*AP* NFL MVP) and Greg Roman (*AP* Assistant Coach of the Year) took home three of the night's top accolades...Jackson became the NFL's second-ever unanimous MVP (Tom Brady, 2010), also producing the Ravens' first-ever NFL MVP...Harbaugh and Roman also became the first-ever Ravens to win their respective awards.

**2/29** - At the 50th Annual NFL 101 Awards, held in Kansas City, MO, John Harbaugh and QB Lamar Jackson were named the 2019 AFC Coach of the Year and AFC Offensive Player of the Year, respectively.

**3/6** - At the annual Maxwell Club Awards ceremony, held in Atlantic City, NJ, QB Lamar Jackson was named the Bert Bell Professional Player of the Year, and John Harbaugh received the Greasy Neale Professional Coach of the Year Award for their outstanding 2019 seasons.

**3/11** - Ravens G Marshal Yanda announced his retirement from the NFL...A 13-year veteran, Yanda played in 177 regular season games, all with Baltimore, tying T Jonathan Ogden for the most by an offensive lineman in team history...Including playoffs (14 games), Yanda saw action in 191 total games, which are the most ever by a Ravens' offensive lineman... During the ceremony, it was announced by Ravens EVP & GM Eric DeCosta that Yanda would enter the Ravens' Ring of Honor at a future date.

**3/16** - Ravens employees at the team's Owings Mills training facility (the Under Armour Performance Center) and M&T Bank Stadium began working from home in the midst of the COVID-19 global pandemic...For several months, extending into late June and early July, nearly all team operations were



In 2019, led by QB Lamar Jackson and RB Mark Ingram II, the Ravens set a new NFL single-season rushing record (3,296 yards), besting the 1978 Patriots' 3,165.



# RAVENS HISTORY

conducted remotely...This included the NFL's offseason program, which was held virtually via Zoom meetings... Additionally, for the first time in league history, the NFL Draft (April 23-25) was conducted virtually from personnel staff and coach homes all around the country, with NFL leadership setting up personal offices and broadcasting rooms to carry out the selection of players.

**6/8** - John Harbaugh and his coaching staff returned to the Under Armour Performance Center for the first time in nearly three months...Throughout the offseason, coaches conducted virtual training and meeting sessions with players prior to training camp due to the COVID-19 pandemic.

**7/15** - With NFL/NFLPA protocols prohibiting teams from having fans at training camp due to the COVID-19 pandemic, the Ravens announced that they would not be able to host fans during their 2020 training camp.

**8/10** - The Stephen and Renee Bisciotti Foundation and the Ravens jointly distributed \$1 million to support social justice reform throughout the Baltimore community...A committee of current and former Ravens players determined which Baltimore-area organizations would receive the funds, with 28 total programs ultimately chosen.

**8/24** - After consulting with government officials and public health experts, the Ravens announced that, due to the COVID-19 pandemic, they would not host fans at M&T Bank Stadium for at least the initial part of the 2020 season.

**10/23** - The Ravens received approval from Maryland Governor Larry Hogan and Baltimore City Mayor Bernard "Jack" Young to host approximately 4,000 fans for the Nov. 1 game vs. Pittsburgh.

**11/16** - After consulting with the offices of Maryland Governor Larry Hogan and Baltimore Mayor Bernard "Jack" Young, in addition to public health officials, the decision was made not to host fans for the Nov. 22 game vs. Tennessee...In giving the matter careful consideration, due to the rise of Maryland's COVID-19 infection rate and increased hospitalizations, the Ravens made this decision in an effort to protect the well-being and safety of the Baltimore community...Baltimore would not host fans at M&T Bank Stadium for the remainder of the 2020 season.

**11/30** - The NFL announced that the Ravens' game at Pittsburgh (originally scheduled for Thanksgiving Night) was moved to Wednesday, Dec. 2, at 3:40 p.m. due to the emergence of multiple COVID-19 cases in the Ravens organization... Additionally, it was announced that the Week 13 game vs. Dallas would be moved to Tuesday, Dec. 8 at 8:05 p.m.... During that Steelers game, which Baltimore dropped, 19-14, nine starters (including QB Lamar Jackson and six other Pro Bowlers) were absent due to COVID-19.

**12/21** - Seven Ravens were voted to the Pro Bowl for their standout performances during the 2020 season: T Orlando Brown Jr. (second), DE Calais Campbell (sixth), LS Morgan Cox (fourth), CB Marlon Humphrey (second), OLB Matthew Judon (second), FB Patrick Ricard (second) and K Justin Tucker (fourth) were selected to the AFC squad.

## 2021

**1/3** - With a 38-3 victory at Cincinnati in Week 17, Baltimore clinched its third-straight playoff berth and the ninth overall during head coach John Harbaugh's 13-year tenure.

The 2020 Ravens' rushing attack finished No. 1 in the NFL (191.9 ypg) and produced the third-most yards (3,071) in a 16-game NFL season...Baltimore had three players – QB Lamar Jackson (1,005), RB J.K. Dobbins (805) & RB Gus Edwards (723) – rush for over 700 yards each, while Jackson became the first QB in NFL history to surpass the 1,000-yard rushing milestone in multiple seasons...Dobbins set a Ravens' rookie record by scoring 9 TDs (all rushing), including at least 1 TD in his final six games to close out the regular season... Dobbins' 6.01 ypc average ranked No. 1 among all NFL RBs, while Jackson's 6.32 ypc average was No. 1 overall...TE Mark Andrews had 58 catches for 701 yards and 7 TDs, becoming the first TE in Ravens history with multiple seasons of at least 700 receiving yards and 7 receiving TDs.

Baltimore allowed the NFL's second-fewest points (18.9) and seventh-fewest yards (329.8) per game...The Ravens also owned the No. 2 third-down defense (34.0%) and produced a league-high 25 FFs...CB Marlon Humphrey led the NFL with a Ravens' single-season record 8 FFs, also registering a team-high 11 PD...CB Marcus Peters tied (two players) to produce the NFL's third-most takeaways (4 INTs & 2 FRs), while rookie LB Patrick Queen posted a team-high 105 tackles, becoming the NFL's only defender with at least 70 tackles, 3 sacks, 2 FFs, 2 FRs, 1 INT and 1 defensive TD.

**1/10** - Baltimore prevailed, 20-13, in the Wild Card round at Tennessee...The Ravens trailed 10-0 in the first quarter, but overcame that deficit to produce the largest comeback in postseason franchise history...Baltimore's 236 rushing yards marked the most in franchise playoff history.

**1/16** - The Ravens fell, 17-3, at second-seeded Buffalo in the Divisional Playoff...QB Lamar Jackson suffered a concussion on the final play of the third quarter, and backup QB Tyler Huntley, and undrafted rookie free agent, was forced into action to attempt a comeback.

**5/4** - In a letter to PSL Owners, the Ravens announced their intentions to have a full capacity at M&T Bank Stadium during the 2021 season: "We are optimistic that we will have a full stadium of fans this season. We will continue to work diligently with state and local agencies to prepare to host fans safely."

**6/3** - Ravens owner Steve Bisciotti and his wife, Renee, announced that they would honor Ozzie Newsome – the Ravens' longtime personnel executive and Pro Football Hall of Famer – by making a \$4 million gift in his name to Maryland's Historically Black Colleges and Universities (HBCUs)...Through The Stephen and Renee Bisciotti Foundation, the \$4 million donation will create the Ozzie Newsome Scholars Program, which will fund scholarships for Baltimore City Public Schools graduates who attend an HBCU in Maryland.

# HALL OF FAMER JONATHAN OGDEN



## 75 JONATHAN OGDEN

TACKLE

HT: 6-9

WT: 345



COLLEGE: UCLA

EXP. (NFL/RAVENS): 12/12

DRAFTED: 1996, Fourth Overall: Ravens First-Ever Draft Choice

BORN: 7/31/74, WASHINGTON, D.C.

GP/GS (PLAYOFFS): 177/176 (8/8)

HALL OF FAME: 2013

PRO BOWLS: 11

### CAREER SNAPSHOT

Jonathan Ogden, an 11-time Pro Bowler and the Ravens' first-ever draft choice (fourth overall in 1996), ranks fifth in career regular season games played by a Raven (177, tied with Marshal Yanda) and is third in games started (176). Only four offensive linemen in NFL history (Bruce Matthews - 14, Randall McDaniel - 12, Jim Otto - 12 and Will Shields -12) have earned more Pro Bowl honors.

- Pro Football Hall of Fame (2013)
- Baltimore's first-ever draft pick (fourth overall) in 1996 NFL Draft
- 11-time Pro Bowler (1997-2007, 11-consecutive seasons)
- Nine-time All-Pro honoree (1997-2004, 2006)
- Super Bowl XXXV Champion (2000)
- Helped RB Jamal Lewis set a franchise record with 2,066 rushing yards in 2003, the third-most single-season rushing yards in NFL history. It included the second-highest single-game rushing total in NFL history (295 yards) against Cleveland (9/14/03).
- Ranks fifth in career regular season games played by a Raven (177, tied with Marshal Yanda) and is third in games started (176).
- Anchored an offensive line that allowed a franchise-low 17 sacks in 2006, the second-fewest (Ind. -15) in the NFL that season.

### YEAR-BY-YEAR GLANCE

**2007:** Named to his 11th-consecutive Pro Bowl, playing in 11 games (10 starts)...Missed five games due to a toe injury suffered in 2006... Helped protect Ravens QBs, allowing them to complete a then-franchise-record 341 passes (61.2%) for 3,308 yards and helped allow the Ravens to rush for 1,797 yards and 11 TDs.

**2006:** Named to his 10th-consecutive Pro Bowl as a starter...Earned *Sports Illustrated* All-Pro, *AP* second-team All-Pro and *NFL.com* All-Pro honors...Started 14 games, missing the final two with a toe injury in 2006...Anchored a line that allowed a franchise-record-low 17 sacks, the second-fewest (Ind. - 15) in the NFL, and helped Ravens QBs post the then-fourth-highest completion percentage (62.6%) in franchise history...Also helped the Ravens rush for 1,637 yards and 11 TDs.

**2005:** Named to his ninth-consecutive Pro Bowl...Started all 16 games at LT and helped protect Ravens QBs, allowing them to complete 59.6% of their passes...Also helped the Ravens rush for 1,605 yards, averaging 3.6 yards per carry.

**2004:** Voted to his eighth-consecutive Pro Bowl and was also named first-team All-Pro by *Football Digest*, second-team All-Pro by the *AP*, and All-Conference by the Pro Football Writers Association... Helped the Ravens rush for 2,063 yards...Along with the rest of the

O-line, helped RB Jamal Lewis (who missed four games) eclipse the 1,000-yard rushing mark...Started 12 games...Missed the first game of the season at Cleveland and three others in midseason (at Phi., vs. Cle., at NYJ), with a hamstring injury.

**2003:** Earned his seventh-consecutive Pro Bowl...Also earned *AP* first-team All-Pro for the fourth time, *Sports Illustrated* All-Pro, *Pro Football Weekly* All-AFC, All-NFL, *Football Digest* first-team All-Pro and *The Sporting News* All-Pro honors...Started all 16 regular season games and one postseason contest and helped RB Jamal Lewis set a franchise record with 2,066 rushing yards, the third-most single-season rushing yards in NFL history (Eric Dickerson - 2,105 in 1984 and Adrian Peterson - 2,097 in 2012).

**2002:** Named to his sixth-consecutive Pro Bowl and garnered NFL Alumni Offensive Lineman of the Year honors...One of only three Ravens offensive players (TE Todd Heap and G Bennie Anderson) to start all 16 games.

**2001:** Was selected to start in his fifth-consecutive Pro Bowl and earned second-team All-Pro honors, when he started all 16 games.

**2000:** First-team *AP* All-Pro...Pro Bowl starter for the fourth-straight season...Also earned first-team All-Pro from *Sports Illustrated*, *The Sporting News*, *Football Digest*, *USA Today* and *Pro Football Weekly*...Started 15 games in the regular season and four playoff games, en route to the Ravens' Super Bowl XXXV Championship.

**1999:** Started every game at LT, earning his third-consecutive Pro Bowl start...Also named second-team All-Pro by *AP* and earned *Football Digest* first-team All-Pro and *Pro Football Weekly* All-AFC accolades.

**1998:** Pro Bowl starter for second-consecutive season...*AP* second-team All-Pro...Missed the final three games with an ankle injury.

**1997:** Selected to start in his first-career Pro Bowl at LT...Earned All-Pro honors from *Sports Illustrated*, *The Sporting News*, *Pro Football Weekly*, *College & Pro Football Weekly* and *Football Digest*...Started 16 games at LT.

**1996:** Capped tremendous rookie season with All-Pro selections by *Sports Illustrated* and *The Dallas Morning News* while playing his only season at LG...Consensus All-Rookie choice...Named to *USA Today's* All-Rookie team...Permitted 1 sack all season and 3 penalties (1 of those on special teams)...Started all 16 games.

# HALL OF FAMER RAY LEWIS



## 52 RAY LEWIS

LINEBACKER

HT: 6-1

WT: 245



COLLEGE: MIAMI (FL)

EXP. (NFL/RAVENS): 17/17

DRAFTED: 1996, 26th Overall: Ravens Second-Ever Draft Choice

BORN: 5/15/75, LAKELAND, FL

GP/GS (PLAYOFFS): 228/227 (21/21)

HALL OF FAME: 2018

PRO BOWLS: 13

### CAREER SNAPSHOT

Ray Lewis, a 2018 Pro Football Hall of Fame inductee and 13-time Pro Bowler, was the Ravens' second-ever draft choice (26th overall in 1996). Lewis helped guide the Ravens to two Super Bowl titles during his career, capturing the Lombardi Trophy in 2000 and 2012.

Following the 2012 campaign, Lewis, who will be forever known as the greatest linebacker of his generation and one of the best defensive players in NFL history, retired after 17 seasons. Here is a brief look at his storied pro career:

- In 2000, Lewis led a defense that established a 16-game single-season record for fewest points (165) and fewest rushing yards allowed (970), recorded four shutouts (one shy of the post-1970 merger record), and finished first league-wide in six key defensive categories.
- Was the second player in NFL history to win both NFL Defensive Player of the Year and Super Bowl MVP awards (2000)...DT Harvey Martin of Dallas won Defensive Player of the Year in 1977 and was co-MVP of Super Bowl XXII with DT Randy White.
- Is the only player in NFL history with at least 40 career sacks and 30 career INTs (41.5 sacks and 31 INTs).
- Posted a franchise-record 2,643 career tackles, including a single-season team-best 225 stops in 2003.
- Led the Ravens in tackles in 14 of his 17 seasons, registering at least 150 stops 11 times.
- Returned 3 of his 31 INTs for TDs.
- Had a team-record and career-high 25 tackles at NYG (9/14/97).
- Posted seven career 20-tackle games.
- Is second only to Jack Ham (53) in takeaways by a LB in NFL history with 50 total (31 INTs and 19 FRs).

### PERENNIAL PRO BOWLER

LB Ray Lewis was invited to 13 Pro Bowls during his career, tying Hall of Famer Reggie White for the most by a defender in NFL history. Lewis played in 12 Pro Bowls, missing the 2006 Hawaiian classic due to a hand injury. Here are the defenders who have earned the most Pro Bowls during their careers.

#### MOST PRO BOWL INVITATIONS / DEFENSIVE PLAYERS (NFL History)

Rk.	Player	Pro Bowl Invites
1.	LB Ray Lewis	13
	DL Reggie White	13
2.	CB Champ Bailey	12
	LB Junior Seau	12

### CAREER HONORS

- Pro Football Hall of Fame (2018)
- Invited to 13 Pro Bowls (1997-2001, 2003-04 and 2006-11)...Did not play in 2006 game due to a hand injury
- Two-time NFL Defensive Player of the Year (2000 & 2003) – one of eight players in NFL history to win multiple times (Lawrence Taylor, J.J. Watt & Aaron Donald – three; Joe Greene, Mike Singletary, Bruce Smith & Reggie White – two)
- Seven-time AP first-team All-Pro (1999-2001, 2003-04, 2008-09)
- Three-time AP second-team All-Pro (1997-98, 2010)
- Super Bowl XXXV MVP (2000)
- Named to the NFL All-Decade (2000s) team, chosen every 10 years by the Pro Football Hall of Fame Selection Committee
- AFC Defensive Player of the Week (Week 3, 2011; Week 10, 2008; Week 1, 2006; Week 17, 2003; Week 4, 2002; Week 15, 2001; Week 9, 1997; Week 1, 1996)
- AFC Defensive Player of the Month (November, 2003)
- *College & Pro Football Weekly* first-team All-Pro (1997, 2000-01)
- *College & Pro Football Weekly* second-team All-Pro (1999, 2004)
- *Football Digest* Defensive Player of the Year (2003)
- *Football Digest* All-Pro (1999, 2000-01, 2003)
- *Football Digest* second-team All-Pro (2004)
- *Football Digest* second-team All-NFL (1997)
- *Football News* All-Pro (2000-01)
- KC 101 Defensive Player of the Year (2000-01, 2003)
- NFL Alumni Linebacker of the Year (1999, 2003)
- PFW/PFWA first-team All-NFL (2000, 2003, 2008)
- PFW/PFWA first-team All-AFC (1999, 2000, 2003, 2008)
- PFW/PFWA and *Football Digest* Defensive MVP (2003)
- *Pro Football Weekly* All-Pro (1999-2001 and 2003-04)
- *Pro Football Weekly* Defensive Player of the Week (1997)
- *USA Today* first-team All-Pro (1998-2000)
- *USA Today* All-Rookie Team (1996)
- *Sporting News* All-Pro (1998-2001, 2003-04)
- *Sports Illustrated* All-Pro (1997-2001, 2003-04, 2009-10)
- John Mackey Award (1997), AFC's best LB, as voted by peers
- NFLPA Linebacker of the Year (1997)
- Walter Payton Man of the Year Finalist (2003)
- NFL's Most Dominant Player, voted by league coaches through CBS Sports (2003)



# HALL OF FAMER RAY LEWIS

## REGULAR SEASON

Year	Team	GP	GS	TACKLES			SACKS		INTERCEPTIONS					FUMBLES		
				TT	Solo	Asst.	No.	Yards	No.	Yards	LG	TD	PD	FF	FR	Yards
1996	Baltimore	14	13	*142	*104	38	2.5	8.5	1	0	0	0	6	0	0	0
1997	Baltimore	16	16	**210	**163	47	4.0	27.0	1	18	18	0	9	1	1	0
1998	Baltimore	14	14	*154	*119	35	3.0	14.0	2	25	26	0	10	1	0	0
1999	Baltimore	16	16	**198	**131	67	3.5	20.5	3	97	60	0	8	1	0	0
2000	Baltimore	16	16	*187	*120	67	3.0	33.0	2	1	1	0	7	0	3	0
2001	Baltimore	16	16	**196	**130	66	3.5	26.0	3	115	64	0	10	1	1	0
2002	Baltimore	5	5	85	57	28	0.0	0.0	2	4	4	0	2	1	1	0
2003	Baltimore	16	16	***225	**160	65	1.5	11.0	6	99	37	1	13	2	2	1
2004	Baltimore	15	15	**200	**122	78	1.0	9.0	0	0	0	0	3	1	2	0
2005	Baltimore	6	6	77	47	30	1.0	1.0	1	0	0	0	3	0	1	0
2006	Baltimore	14	14	*164	*106	58	5.0	36.5	2	27	27	0	9	1	1	0
2007	Baltimore	14	14	*184	*108	76	2.0	7.0	2	35	35t	1	10	2	1	0
2008	Baltimore	16	16	*160	*84	76	3.5	32.5	3	43	29	0	12	1	2	0
2009	Baltimore	16	16	*164	*100	64	3.0	16.0	0	9	9	0	6	3	1	0
2010	Baltimore	16	16	*145	*103	42	2.0	8.0	2	26	24t	1	4	2	3	0
2011	Baltimore	12	12	*95	*72	23	2.0	16.0	1	4	4	0	7	2	0	0
2012	Baltimore	6	6	57	44	13	1.0	0.0	0	0	0	0	1	1	1	0
<b>Totals</b>		<b>228</b>	<b>227</b>	<b>2,643</b>	<b>1,770</b>	<b>873</b>	<b>41.5</b>	<b>266.0</b>	<b>31</b>	<b>503</b>	<b>64</b>	<b>3</b>	<b>120</b>	<b>20</b>	<b>20</b>	<b>1</b>

\*LED TEAM; \*\*LED TEAM AND NFL  
#FRANCHISE SINGLE-SEASON RECORD

## CAREER SINGLE-GAME HIGHS (REGULAR SEASON)

**Total Tackles:** 25 (9/14/97 at NYG)  
**Sacks:** 2 (11/26/00 vs. Cle.)  
**Forced Fumbles:** 1 20 times (last: 9/16/12 at Phi.)  
**Passes Defensed:** 3 6 times (last: 10/14/07 vs. STL)

**Solo Tackles:** 18 (9/14/97 at NYG)  
**INTs:** 2 3 times (last: 11/9/08 at Hou.)  
**Fumble Recoveries:** 2 (12/28/08 vs. Jax.)



## PLAYOFFS

Year	Team	GP	GS	TACKLES			SACKS		INTERCEPTIONS					FUMBLES		
				TT	Solo	Asst.	No.	Yards	No.	Yards	LG	TD	PD	FF	FR	Yards
2000	Baltimore	4	4	44	28	16	0.0	0.0	2	54	50t	1	7	0	1	0
2001	Baltimore	2	2	17	10	7	0.0	0.0	0	0	0	0	0	2	0	0
2003	Baltimore	1	1	18	12	6	0.0	0.0	0	0	0	0	0	0	0	0
2006	Baltimore	1	1	23	13	10	0.0	0.0	0	0	0	0	3	0	0	0
2008	Baltimore	3	3	29	23	6	0.0	0.0	0	0	0	0	1	2	0	0
2009	Baltimore	2	2	21	10	11	1.0	7.0	0	0	0	0	1	0	0	0
2010	Baltimore	2	2	13	9	4	1.0	10.0	0	0	0	0	0	1	0	0
2011	Baltimore	2	2	20	12	8	0.0	0.0	0	0	0	0	1	0	0	0
2012	Baltimore	4	4	51	29	22	0.0	0.0	0	0	0	0	1	0	0	0
<b>Totals</b>		<b>21</b>	<b>21</b>	<b>236</b>	<b>146</b>	<b>90</b>	<b>2.0</b>	<b>17.0</b>	<b>2</b>	<b>54</b>	<b>50t</b>	<b>1</b>	<b>14</b>	<b>5</b>	<b>1</b>	<b>0</b>

## RAVENS DEFENSIVE RECORDS

### RAVENS CAREER DEFENSIVE RECORDS (All-Time History)

**TACKLES**

1. Ray Lewis (1996-2012) ..... 2,643
2. Terrell Suggs (2003-18) ..... 941
3. Kelly Gregg (2001-10) ..... 721
4. Ed Reed (2002-12) ..... 661
5. C.J. Mosley (2014-18) ..... 574

**INTERCEPTIONS**

1. Ed Reed (2002-12) ..... 61
2. Ray Lewis (1996-2012) ..... 31
3. Chris McAlister (1999-2008) ..... 26

**FUMBLES RECOVERED**

1. Ray Lewis (1996-2012) ..... 20
2. Terrell Suggs (2003-18) ..... 13
3. Ed Reed (2002-12) ..... 10

## TURNOVER MACHINE

### MOST CAREER TAKEAWAYS BY A LINEBACKER (Since 1970 Merger)

Rk.	Player	Takeaways	INTs	FRs
1.	Jack Ham	53	32	21
2.	<b>Ray Lewis</b>	<b>50</b>	<b>31</b>	<b>19*</b>
3.	Stan White	48	34	14

\*Has 20-career overall FRs, but 1 came after teammate Jamie Sharper fumbled an INT that Lewis would then recover; thus, Lewis has 19 FR takeaways.

**Impressively, LB Ray Lewis is the only player in NFL history to record at least 40 sacks and 30 INTs in a career.**

### NFL PLAYERS W/ 30+ SACKS & 25+ INTS (Since 1970 Merger)

Player	Games	Sacks	INTs
<b>Ray Lewis (1996-2012)</b>	<b>228</b>	<b>41.5</b>	<b>31</b>
Rodney Harrison (1994-2008)	186	30.5	34
William Thomas (1991-2001)	172	37.0	27

# HALL OF FAME ED REED



## 20 ED REED

**SAFETY**      **HT: 5-11**      **WT: 205**

**COLLEGE:** MIAMI (FL)  
**EXP. (NFL/RAVENS):** 12/11  
**DRAFTED:** 2002, First Round (24th Overall)

**BORN:** 9/11/78, ST. ROSE, LA  
**GP/GS (PLAYOFFS):** 174/169 (15/15)

**HALL OF FAME:** 2019  
**PRO BOWLS:** 9



### CAREER SNAPSHOT

- Reed's 64 career INTs rank seventh in NFL history, while his 1,590 INT return yards stand No. 1.
- Produced a Ravens' franchise-record 61 INTs for 1,541 return yards and 7 TDs.
- Posted an NFL-record 107-yard return TD (vs. Phi. 11/23/08), breaking the previous long of 106, which he set vs. Cle. (11/7/04).
- Reed's career INT return yard average of 24.8 yards ranks No. 2 in NFL history (min. 30 INTs). (Deion Sanders is first at 25.1.)
- Scored 14 TDs in his career (including playoffs) and became the first player in NFL history to score return TDs off a punt, blocked punt, INT and fumble recovery. (Ronde Barber is the second.)
- Posted 9 regular season defensive touchdowns during his Baltimore career. Reed's 9 "D-TDs" are the most in Ravens franchise history, while his 7 INT-TDs also rank first.
- Blocked 4 punts in his career, returning 3 for TDs (ties an NFL record).
- Reed tallied 12 multi-INT games (13 including playoffs), tied for the most in the Super Bowl Era (since 1966).
- Owns 9 career postseason INTs, tying the NFL playoff record shared by Charlie Waters, Bill Simpson & Ronnie Lott.
- Finished his career with 699 total tackles, 6 sacks, 154 passes defended, 12 forced fumbles and 10 fumble recoveries. (His 661 total tackles as a Raven rank fourth in team history.)

### KEY HONORS

- Pro Football Hall of Fame (2019)
- Super Bowl XLVII Champion
- Nine-time Pro Bowler (2003-04, 2006-12)
- *Associated Press* NFL Defensive Player of the Year (2004)
- PFW/PFWA NFL Defensive Player of the Year (2004)
- *The Sporting News* All-Decade Team (2000s)
- *USA Today* All-Decade Team (2000s)
- Five-time *AP* first-team All-Pro (2004, 2006-08, 2010)
- Three-time *AP* second-team All-Pro (2003, 2009, 2011)
- Six-time PFW/PFWA All-NFL (2003-04, 2006-08, 2010)
- *The Sporting News* All-Pro (2003-04, 2006, 2007, 2008, 2010)
- AFC Defensive Player of the Month (Dec. 2010; Dec. 2008; Nov. 2004)
- AFC Defensive Player of the Week (Week 16, 2010; Week 14, 2008; Week 12, 2008; Week 9, 2004)
- AFC Special Teams Player of the Week (Week 6, 2003)

### NFL INTERCEPTION RETURN YARDS

S Ed Reed's 64 career interceptions rank seventh all time, while his 1,590 INT return yards stand No. 1. Reed also owns the second-best INT return average (24.8) in league history.

#### ALL-TIME NFL INTERCEPTION RETURN YARDS

Rk.	Player	G	INT	Yards	Avg.	LG	TD
1.	<b>Ed Reed</b>	174	64	1,590	24.8	107t	7
2.	Rod Woodson	238	71	1,483	20.9	98t	12
3.	Darren Sharper	205	63	1,412	22.4	99t	11
4.	Deion Sanders	188	53	1,331	25.1	93t	9
5.	Emlen Tunnell	167	79	1,282	16.2	55t	4
6.	Night Train Lane	157	68	1,207	17.8	80t	5
7.	Paul Krause	226	81	1,185	14.6	81	3

### GOING THE DISTANCE

#### LONGEST INTERCEPTION RETURNS / NFL HISTORY

Rk.	Player	Yards	Date/Game
1.	<b>Ed Reed</b>	107t	11/23/08 vs. Phi.
2.	<b>Ed Reed</b>	106t	11/7/04 vs. Cle.
3.	Marcus Maye	104	10/7/18 vs. Den.
4.	Vencie Glenn	103t	11/29/87 vs. Den.
	Louis Oliver	103t	10/4/92 at Buf.

### WHILE WITH THE RAVENS [2002-12]

While playing in Baltimore from 2002-12, Reed had 61 INTs for 1,541 return yards, the most among all NFL players during this span.

#### NFL INTERCEPTIONS (2002-12)

Rk.	Player	INT
1.	<b>Ed Reed</b>	61
2.	Asante Samuel	50
3.	Charles Woodson	44

#### NFL INT RETURN YARDS (2002-12)

Rk.	Player	Yards
1.	<b>Ed Reed</b>	1,541
2.	Darren Sharper	1,143
3.	DeAngelo Hall	789

### DUAL INTERCEPTION GAMES

S Ed Reed registered 12 dual-INT games (13 including playoffs) during his career, tied for the most such performances among players in the Super Bowl Era (since 1966).

#### MOST GAMES WITH 2+ INTERCEPTIONS / SUPER BOWL ERA

Player	2+ INT Games
<b>Ed Reed</b>	12
Paul Krause	12
Johnny Robinson	12
Ronnie Lott	11

# HALL OF FAME ED REED

## REGULAR SEASON

Year	Team	GP	GS	TACKLES			SACKS		INTERCEPTIONS					FUMBLES		
				TT	Solo	Asst.	No.	Yards	No.	Yards	LG	TD	PD	FF	FR	Yards
2002	Baltimore	16	16	86	69	17	1.0	3.0	5	167	59	0	13	1	0	0
2003	Baltimore	16	15	92	77	15	1.0	12.0	*7	132	54t	1	*19	1	0	0
2004	Baltimore	16	16	89	80	9	2.0	28.0	**9	**358	106t	1	*17	3	2	44
2005	Baltimore	10	10	40	36	4	0.0	0.0	1	23	23	0	12	0	0	0
2006	Baltimore	16	16	66	61	5	0.0	0.0	5	70	37	1	16	1	1	32
2007	Baltimore	16	16	45	36	9	0.0	0.0	*7	130	32	0	13	0	1	6
2008	Baltimore	16	16	40	32	8	1.0	9.0	**9	*264	^107t	2	15	1	2	27
2009	Baltimore	12	12	54	50	4	0.0	0.0	3	111	52t	1	6	3	1	13
2010	Baltimore	10	10	39	29	10	0.0	0.0	**8	**183	44	0	*16	1	0	0
2011	Baltimore	16	16	52	44	8	1.0	4.0	3	25	16	0	8	1	0	0
2012	Baltimore	16	10	58	49	9	0.0	0.0	*4	78	34t	1	15	0	*3	31
2013	Hou./NYJ	14	10	38	27	11	0.0	0.0	3	49	25	0	4	0	0	0
<b>Totals</b>		<b>174</b>	<b>169</b>	<b>699</b>	<b>590</b>	<b>109</b>	<b>6.0</b>	<b>56.0</b>	<b>#64</b>	<b>^1,590</b>	<b>^107t</b>	<b>7</b>	<b>154</b>	<b>12</b>	<b>10</b>	<b>153</b>

^NFL RECORD

#FRANCHISE RECORD (61 WITH THE RAVENS)

\*\*LED NFL

\*LED TEAM

SPECIAL TEAMS TACKLES (8): 2002 (8)

## CAREER SINGLE-GAME HIGHS [REGULAR SEASON]

### Total Tackles:

14 (9/7/03 at Pit.)

### Sacks:

1 6 times (last: 10/2/11 vs. NYJ)

### Forced Fumbles:

1 12 times (last: 10/2/11 vs. NYJ)

### Passes Defensed:

5 (11/28/10 vs. TB)

### Solo Tackles:

10 2 times (last: 11/16/03 at Mia.)

### INTs:

2 12 times (last: 9/11/11 vs. Pit.)

### Fumble Recoveries:

1 10 times (last: 12/2/12 vs. Pit.)

**Additional Statistics:** Returned 29 punts for 204 yards, including 1 return for a 63-yard TD (9/10/07 at Cin.)...Returned a fumble recovery (which he forced) 22 yards for a TD (10/10/04 at Was.)...Posted a safety on 10/1/06 vs. SD...Returned a fumble recovery (which he forced) 22 yards for a TD (12/7/08 vs. Was.)

**Punt Blocks:** Blocked 4 punts in his career, returning 3 for TDs (tied for NFL record): 9/30/02 vs. Den., first punt block in franchise history; 11/24/02 vs. Ten., returned 11 yards for a TD; 10/12/03 at Ari., returned 22 yards for a TD; 11/23/03 vs. Sea., returned 16 yards for a TD.



## PLAYOFFS

Year	Team	GP	GS	TACKLES			SACKS		INTERCEPTIONS					FUMBLES		
				TT	Solo	Asst.	No.	Yards	No.	Yards	LG	TD	PD	FF	FR	Yards
2003	Baltimore	1	1	3	3	0	0.0	0.0	1	23	23	0	2	0	0	0
2006	Baltimore	1	1	2	2	0	0.0	0.0	2	0	0	0	3	0	0	0
2008	Baltimore	3	3	7	6	1	0.0	0.0	2	76	64t	1	3	0	0	0
2009	Baltimore	2	2	6	3	3	0.0	0.0	2	63	38	0	3	0	0	0
2010	Baltimore	2	2	7	6	1	0.0	0.0	0	0	0	0	0	0	1	0
2011	Baltimore	2	2	10	9	1	0.0	0.0	1	0	0	0	6	0	0	0
2012	Baltimore	4	4	15	14	1	0.0	0.0	1	6	6	0	3	0	0	0
<b>Totals</b>		<b>15</b>	<b>15</b>	<b>50</b>	<b>43</b>	<b>7</b>	<b>0.0</b>	<b>0.0</b>	<b>9</b>	<b>168</b>	<b>64t</b>	<b>1</b>	<b>20</b>	<b>0</b>	<b>1</b>	<b>0</b>

## PLAYOFF BALLHAWK

S Ed Reed tallied 9 INTs in 15 career playoff games, tying for the most all time. Reed's 168 return yards stand fourth all time, while he also posted 50 tackles (43 solo) and 20 PD in postseason play.

### POSTSEASON INTERCEPTION LEADERS (NFL History)

Rk.	Player	INT	Yards	TDs	Games
1.	Ed Reed	9	168	1	15
	Ronnie Lott	9	187	2	11
	Bill Simpson	9	149	1	6
	Charlie Waters	9	124	0	10

## REED'S CAREER TOUCHDOWNS [14 OVERALL]

Date/Game	Result	Touchdown
09/10/12 vs. Cin.	W	34-yard INT return
10/11/09 vs. Cin.	L	52-yard INT return
1/4/09 at Mia. (WC)	W	64-yard INT return
12/7/08 vs. Was.	W	22-yard FR return
11/23/08 vs. Phi.	W	107-yard INT return (NFL record)
9/21/08 vs. Cle.	W	32-yard INT return
9/10/07 at Cin.	L	63-yard punt return
11/5/06 vs. Cin.	W	25-yard INT return
11/7/04 vs. Cle.	W	106-yard INT return
10/10/04 at Was.	W	22-yard FR return
11/23/03 vs. Sea.	W	16-yard punt block return
10/12/03 at Ari.	W	22-yard punt block return
9/14/03 vs. Cle.	W	54-yard INT return
11/24/02 vs. Ten.	W	11-yard punt block return



# ALL-TIME TRADES

## MARCH 12, 1996

Traded 1997 fourth-round pick to Seattle for G Jeff Blackshear.

## FEBRUARY 14, 1997

Traded T Tony Jones to Denver for Broncos 1997 second-round pick (S Kim Herring).

## AUGUST 24, 1997

Traded 1998 seventh-round pick to Pittsburgh for OL Bernard Dafney.

## AUGUST 24, 1997

Traded 1999 seventh-round pick to Philadelphia for G Ben Cвил.

## FEBRUARY 14, 1998

Traded 1998 third- and fourth-round picks to Indianapolis for QB Jim Harbaugh and Colts 1998 fourth-round pick.

## FEBRUARY 18, 1998

Traded 1999 third-round pick to Tampa Bay for RB Errict Rhett.

## MARCH 22, 1999

Traded 1999 third-round pick and conditional 2000 fifth-round pick to Detroit for QB Scott Mitchell.

## MARCH 30, 1999

Traded 1999 sixth-round pick to New England for TE Lovett Purnell.

## APRIL 17, 1999

Traded 1999 fifth-round pick and 2000 seventh-round pick to St. Louis for QB Tony Banks.

## MARCH 16, 2004

In a three-team trade, the Ravens sent a second-round pick to the 49ers in exchange for WR Terrell Owens (3/3), then reached a settlement prior to arbitration when Baltimore acquired a fifth-round compensatory pick from Philadelphia, re-acquired the original second-round pick, and the Eagles acquired Owens.

## APRIL 25, 2004

Traded fourth-round pick to Jacksonville for WR Kevin Johnson.

## JUNE 8, 2006

Traded 2007 fourth-round draft pick (128th overall) to Tennessee for QB Steve McNair.

## JUNE 19, 2006

Traded 2007 conditional draft pick to Indianapolis for S Gerome Sapp.

## MARCH 9, 2007

Traded three draft picks (third and seventh in 2007; third in 2008) to Buffalo for RB Willis McGahee, who signed a six-year deal with the Ravens.

## APRIL 27, 2008

Traded 2008 fourth-round draft pick (125th overall) to Oakland for CB Fabian Washington.

## MARCH 5, 2010

Traded 2010 third- and fourth-round draft picks to Arizona for WR Anquan Boldin and a 2010 fifth-round draft choice.

## SEPTEMBER 1, 2010

Traded 2011 conditional draft pick to Seattle for CB Josh Wilson. (Trade yielded a fifth-round choice for the Seahawks.)

## AUGUST 12, 2011

Traded a 2012 fourth-round draft pick to Buffalo for WR Lee Evans.

## MARCH 11, 2013

Traded WR Anquan Boldin to San Francisco for a 2013 sixth-round draft choice.

## MAY 9, 2013

Traded a conditional 2014 draft choice to Indianapolis in exchange for G/C A.Q. Shipley.

## AUGUST 21, 2013

Traded WR/RS David Reed to Indianapolis in exchange for RB Delone Carter.

## OCTOBER 3, 2013

Traded a 2014 fourth- and fifth-round pick to Jacksonville in exchange for T Eugene Monroe.

## OCTOBER 21, 2013

Traded T Bryant McKinnie to Miami in exchange for a conditional 2015 draft choice.

## MARCH 26, 2014

Traded a 2015 draft pick to Tampa Bay in exchange for C Jeremy Zuttah.

## MARCH 10, 2015

Traded DT Haloti Ngata and a 2015 seventh-round draft choice to Detroit for 2015 fourth- and fifth-round draft picks.

## APRIL 1, 2015

Traded C/G Gino Gradkowski and a 2016 fifth-round draft choice to Denver in exchange for a 2016 fourth-round pick.

## SEPTEMBER 5, 2015

Traded C Nick Easton to the San Francisco 49ers in exchange for a 2016 conditional draft pick.

## SEPTEMBER 21, 2015

Traded a 2016 seventh-round draft choice to Miami in exchange for CB Will Davis.

## OCTOBER 3, 2015

Traded a conditional draft pick to St. Louis in exchange for WR Chris Givens.

## MARCH 15, 2017

Traded C Jeremy Zuttah and a 2017 sixth-round pick to San Francisco in exchange for a 2017 sixth-round choice.

## APRIL 4, 2017

Traded DT Timmy Jernigan and the 99th-overall selection (a third-round compensatory choice) in the 2017 NFL Draft to Philadelphia in exchange for the 74th-overall pick in the 2017 draft.

## SEPTEMBER 1, 2017

Traded a 2018 conditional seventh-round draft pick to Arizona in exchange for G/C Tony Bergstrom.

## SEPTEMBER 2, 2017

Traded an undisclosed draft pick to Jacksonville in exchange for C Luke Bowanko.

## AUGUST 28, 2018

Traded OLB Kamalei Correa to Tennessee to obtain a 2019 sixth-round draft choice.

## OCTOBER 30, 2018

Traded a future draft pick to Green Bay in exchange for RB/WR Ty Montgomery.

## MARCH 13, 2019

Traded QB Joe Flacco to Denver in exchange for a 2019 fourth-round draft choice.

## AUGUST 5, 2019

Traded G Alex Lewis to the NY Jets for a 2020 seventh-round draft pick.

## AUGUST 11, 2019

Traded K/P Kaare Vedvik to Minnesota in exchange for a 2020 fifth-round draft pick.

## AUGUST 28, 2019

Traded G/T Jermaine Eluemunor to New England in exchange for a 2020 fourth-round draft pick.

## OCTOBER 15, 2019

Traded LB Kenny Young and a 2020 fifth-round draft pick to the LA Rams in exchange for CB Marcus Peters.

## MARCH 18, 2020

Traded TE Hayden Hurst and a 2020 fourth-round draft choice to Atlanta in exchange for second- and fifth-round selections in the 2020 draft.

## MARCH 19, 2020

Traded a 2020 fifth-round draft choice to Jacksonville in exchange for DE Calais Campbell.

## MARCH 20, 2020

Traded DE Chris Wormley and a seventh-round pick in the 2021 draft to Pittsburgh in exchange for a fifth-round pick in 2021.

## OCTOBER 22, 2020

Traded a 2021 third-round pick and a conditional 2022 pick to Minnesota in exchange for OLB Yannick Ngakoue.

## MARCH 18, 2021

Traded a conditional 2022 pick to Jacksonville in exchange for TE Josh Oliver.

## APRIL 23, 2021

Traded T Orlando Brown Jr., a 2021 second-round pick and a 2022 sixth-round pick to Kansas City in exchange for a 2021 first-round pick, 2021 third-round pick, 2021 fourth-round pick and 2022 fifth-round pick.

# ALL-TIME AP HONORS

## ASSOCIATED PRESS PLAYERS & COACHES OF THE YEAR



**LB Peter Boulware – 1997**  
Defensive Rookie of the Year



**LB Ray Lewis – 2000 & 2003**  
Defensive Player of the Year



**RB Jamal Lewis – 2003**  
Offensive Player of the Year



**S Ed Reed – 2004**  
Defensive Player of the Year



**OLB Terrell Suggs – 2003 DROY**  
& 2011 Def. Player of the Year



**QB Lamar Jackson – 2019**  
Unanimous NFL MVP



**John Harbaugh – 2019**  
NFL Coach of the Year



**Greg Roman – 2019**  
NFL Asst. Coach of the Year

## ASSOCIATED PRESS ALL-PRO HONOREES

Year	Player	Team	Year	Player	Team	Year	Player	Team
1997	T Jonathan Ogden	First	2006	FB Ovie Mughelli	Second	2012	RS Jacoby Jones	First
1998	RS Jermaine Lewis	First	2006	T Jonathan Ogden	Second	2012	FB Vonta Leach	First
1998	LB Ray Lewis	Second	2006	S Ed Reed	First	2012	DT Haloti Ngata	Second
1998	T Jonathan Ogden	Second	2006	LB Bart Scott	Second	2012	G Marshal Yanda	Second
1999	LB Peter Boulware	Second	2006	K Matt Stover	Second	2013	K Justin Tucker	First
1999	LB Ray Lewis	First	2006	LB Adalius Thomas	First	2014	OLB Elvis Dumervil	First
1999	T Jonathan Ogden	Second	2007	S Ed Reed	First	2014	LB C.J. Mosley	Second
2000	DT Sam Adams	Second	2008	LB Ray Lewis	First	2014	DT Haloti Ngata	Second
2000	DE Rob Burnett	Second	2008	FB Le'Ron McClain	First	2014	G Marshal Yanda	First
2000	LB Ray Lewis	First	2008	DT Haloti Ngata	Second	2015	P Sam Koch	Second
2000	T Jonathan Ogden	First	2008	S Ed Reed	First	2015	G Marshal Yanda	First
2000	K Matt Stover	First	2008	LB Terrell Suggs	Second	2016	LB Zachary Orr	Second
2000	S Rod Woodson	Second	2009	LB Ray Lewis	First	2016	K Justin Tucker	First
2001	RS Jermaine Lewis	Second	2009	FB Le'Ron McClain	Second	2016	G Marshal Yanda	Second
2001	LB Ray Lewis	First	2009	DT Haloti Ngata	Second	2017	LB C.J. Mosley	Second
2001	T Jonathan Ogden	Second	2009	S Ed Reed	Second	2017	K Justin Tucker	Second
2002	T Jonathan Ogden	First	2009	RB Ray Rice	Second	2018	K Justin Tucker	First
2003	TE Todd Heap	Second	2010	K Billy Cundiff	First	2018	LB C.J. Mosley	Second
2003	RB Jamal Lewis	First	2010	LB Ray Lewis	Second	2018	G Marshal Yanda	Second
2003	LB Ray Lewis	First	2010	DT Haloti Ngata	First	2018	G Marshal Yanda	Second
2003	CB Chris McAlister	First	2010	S Ed Reed	First	2019	CB Marlon Humphrey	First
2003	T Jonathan Ogden	First	2011	FB Vonta Leach	First	2019	QB Lamar Jackson	First
2003	S Ed Reed	Second	2011	DT Haloti Ngata	First	2019	CB Marcus Peters	First
2004	LB Ray Lewis	First	2011	S Ed Reed	Second	2019	T Ronnie Stanley	First
2004	CB Chris McAlister	Second	2011	RB Ray Rice	Second	2019	K Justin Tucker	First
2004	T Jonathan Ogden	Second	2011	LB Ray Rice	Second	2019	G Marshal Yanda	Second
2004	S Ed Reed	First	2011	LB Terrell Suggs	First	2020	LS Morgan Cox	First
			2011	G Marshal Yanda	Second	2020	K Justin Tucker	Second



# ALL-TIME HONORS

## AFC PLAYERS OF THE MONTH

Year	Month	Player	Honor	Year	Month	Player	Honor
1997	Sept.	K Matt Stover	Special Teams	2010	Nov.	LB Terrell Suggs	Defense
1998	Sept.	PR Jermaine Lewis	Special Teams	2010	Dec.	S Ed Reed	Defense
2000	Sept.	DE Rob Burnett	Defense	2011	Dec.	LB Terrell Suggs	Defense
2000	Nov.	K Matt Stover	Special Teams	2012	Nov.	RS Jacoby Jones	Special Teams
2000	Dec.	KR/PR Jermaine Lewis	Special Teams	2013	Nov.	K Justin Tucker	Special Teams
2003	Nov.	LB Ray Lewis	Defense	2014	Nov.	K Justin Tucker	Special Teams
2003	Dec.	RB Jamal Lewis	Offense	2016	Sept.	K Justin Tucker	Special Teams
2004	Oct.	KR/PR B.J. Sams	Special Teams	2017	Nov.	K Justin Tucker	Special Teams
2004	Nov.	S Ed Reed	Defense	2018	Sept.	K Justin Tucker	Special Teams
2006	Sept.	LB Bart Scott	Defense	2018	Nov.	K Justin Tucker	Special Teams
2006	Sept.	K Matt Stover	Special Teams	2019	Oct.	K Justin Tucker	Special Teams
2008	Dec.	S Ed Reed	Defense	2019	Nov.	QB Lamar Jackson	Offense

## NFL ROOKIES OF THE MONTH

Year	Month	Player	Honor	Year	Month	Player	Honor
1997	Sept.	LB Peter Boulware	Defense	2009	Dec./Jan.	T Michael Oher	Offense
2000	Nov.	RB Jamal Lewis	Offense	2014	Oct.	LB C.J. Mosley	Defense
2003	Sept.	OLB Terrell Suggs	Defense	2014	Dec.	LB C.J. Mosley	Defense
2008	Nov.	QB Joe Flacco	Offense	2018	Dec.	QB Lamar Jackson	Offense

## AFC PLAYER OF THE WEEK HONORS

Year	Wk.	Player	Honor	Year	Wk.	Player	Honor	Year	Wk.	Player	Honor
1996	1	LB Ray Lewis	Def.	2004	7	CB Deion Sanders	Def.	2012	16	RB Ray Rice	Off.
1996	5	RB Earnest Byner	Off.	2004	9	S Ed Reed	Def.	2013	10	K Justin Tucker	ST
1996	9	QB Vinny Testaverde	Off.	2004	10	QB/P Kordell Stewart	ST	2013	12	K Justin Tucker	ST
1996	14	WR Derrick Alexander	Off.	2004	14	QB Kyle Boller	Off.	2013	15	K Justin Tucker	ST
1997	9	LB Ray Lewis	Def.	2005	11	K Matt Stover	ST	2014	3	K Justin Tucker	ST
1997	15	WR/RS Jermaine Lewis	ST	2005	13	OLB Terrell Suggs	Def.	2014	6	QB Joe Flacco	Off.
1998	2	CB Rod Woodson	Def.	2006	1	LB Ray Lewis	Def.	2014	10	RB Justin Forsett	Off.
1998	4	RB Priest Holmes	Off.	2006	10	DE Trevor Pryce	ST	2014	12	RB Justin Forsett	Off.
1998	4	KR Jermaine Lewis	ST	2006	11	RS B.J. Sams	ST	2014	14	OLB Elvis Dumervil	Def.
1998	10	DE Michael McCrary	Def.	2006	17	CB Chris McAlister	Def.	2015	4	K Justin Tucker	ST
1999	3	LB Peter Boulware	Def.	2007	3	WR/RS Yamon Figurs	ST	2015	8	K Justin Tucker	ST
1999	11	K Matt Stover	ST	2007	6	K Matt Stover	ST	2015	12	S Will Hill III	ST
1999	13	DE Michael McCrary	Def.	2008	7	OLB Terrell Suggs	Def.	2016	2	DE Lawrence Guy	ST
1999	14	WR Qadry Ismail	Off.	2008	9	QB Joe Flacco	Off.	2016	12	K Justin Tucker	ST
1999	16	K Matt Stover	ST	2008	10	LB Ray Lewis	Def.	2017	11	OLB Matthew Judon	Def.
2000	1	DE Rob Burnett	Def.	2008	12	S Ed Reed	Def.	2017	12	P Sam Koch	ST
2000	2	QB Tony Banks	Off.	2008	14	S Ed Reed	Def.	2017	13	S Eric Weddle	Def.
2000	5	S Rod Woodson	Def.	2008	16	P Sam Koch	ST	2017	15	P Sam Koch	ST
2000	6	K Matt Stover	ST	2009	3	LB Brendon Ayanbadejo	Def.	2018	3	K Justin Tucker	ST
2000	16	LB Jamie Sharper	Def.	2009	15	CB Domonique Foxworth	Def.	2018	6	OLB Za'Darius Smith	Def.
2000	17	WR/RS Jermaine Lewis	ST	2009	17	RB Willis McGahee	Off.	2018	12	RS Cyrus Jones	ST
2001	3	S Corey Harris	Def.	2010	3	WR Anquan Boldin	Off.	2018	16	ILB Patrick Onwuasor	Def.
2001	8	K Matt Stover	ST	2010	9	DT Haloti Ngata	Def.	2018	17	K Justin Tucker	ST
2001	12	DE Adalius Thomas	Def.	2010	14	WR/RS David Reed	ST	2019	1	QB Lamar Jackson	Off.
2001	15	LB Ray Lewis	Def.	2010	15	RB Ray Rice	Off.	2019	5	K Justin Tucker	ST
2001	17	LB Peter Boulware	Def.	2010	16	S Ed Reed	Def.	2019	6	K Justin Tucker	ST
2002	4	LB Ray Lewis	Def.	2011	1	OLB Terrell Suggs	Def.	2019	9	QB Lamar Jackson	Off.
2002	4	CB Chris McAlister	ST	2011	3	LB Ray Lewis	Def.	2019	10	QB Lamar Jackson	Off.
2002	10	WR/RS Lamont Brightful	ST	2011	4	LB Jarret Johnson	Def.	2019	12	QB Lamar Jackson	Off.
2002	12	LB Ed Hartwell	Def.	2011	11	WR Torrey Smith	Off.	2019	15	QB Lamar Jackson	Off.
2002	13	S Chad Williams	Def.	2011	12	OLB Terrell Suggs	Def.	2020	1	QB Lamar Jackson	Off.
2003	2	RB Jamal Lewis	Off.	2011	13	RB Ray Rice	Off.	2020	5	LB Patrick Queen	Def.
2003	6	S Ed Reed	ST	2011	14	OLB Terrell Suggs	Def.	2020	6	DE Calais Campbell	Def.
2003	12	QB Anthony Wright	Off.	2011	17	RB Ray Rice	Off.	2020	14	QB Lamar Jackson	Off.
2003	16	RB Jamal Lewis	Off.	2012	1	QB Joe Flacco	Off.				
2003	17	LB Ray Lewis	Def.	2012	6	RS Jacoby Jones	ST				





# RAVENS PRO BOWLERS

**1996**  
QB Vinny Testaverde  
S Eric Turner

**1997**  
LB Ray Lewis  
T Jonathan Ogden

**1998**  
LB Peter Boulware  
RS Jermaine Lewis  
LB Ray Lewis  
DE Michael McCrary  
T Jonathan Ogden  
ST Bennie Thompson

**1999**  
LB Peter Boulware  
LB Ray Lewis  
DE Michael McCrary  
T Jonathan Ogden  
S Rod Woodson

**2000**  
DT Sam Adams  
LB Ray Lewis  
T Jonathan Ogden  
K Matt Stover  
S Rod Woodson

**2001**  
DT Sam Adams  
RS Jermaine Lewis  
LB Ray Lewis  
T Jonathan Ogden  
TE Shannon Sharpe  
S Rod Woodson

**2002**  
T Jonathan Ogden  
LB Peter Boulware  
TE Todd Heap

**2003**  
LB Peter Boulware  
TE Todd Heap  
RB Jamal Lewis  
LB Ray Lewis  
CB Chris McAlister  
T Jonathan Ogden  
S Ed Reed  
ST Adalius Thomas

**Note:** Tied (Kansas City) for the NFL's most selections in 2003.

**2004**  
T Jonathan Ogden  
LB Ray Lewis  
CB Chris McAlister  
S Ed Reed  
LB Terrell Suggs

**2005**  
T Jonathan Ogden

**2006**  
T Jonathan Ogden\*  
LB Ray Lewis\*  
CB Chris McAlister  
QB Steve McNair\*  
S Ed Reed  
LB Bart Scott  
LB Terrell Suggs  
LB Adalius Thomas

\* Ogden (toe) went to the Pro Bowl but did not play; Scott went instead of Lewis (hand); QB Vince Young (Ten.) went in lieu of McNair.

**2007**  
T Jonathan Ogden  
LB Ray Lewis  
RB Willis McGahee  
S Ed Reed

**2008**  
ST Brendon Ayanbadejo  
LB Ray Lewis  
FB Le'Ron McClain  
S Ed Reed  
LB Terrell Suggs

**2009**  
LB Ray Lewis  
FB Le'Ron McClain  
DT Haloti Ngata  
S Ed Reed\*  
RB Ray Rice

\* Reed (injured hip/ankle) did not play.

**2010**  
K Billy Cundiff  
LB Ray Lewis  
DT Haloti Ngata  
S Ed Reed\*  
OLB Terrell Suggs

\* Reed (death in family) did not play.

**2011**  
G Ben Grubbs  
FB Vonta Leach  
LB Ray Lewis  
DT Haloti Ngata  
S Ed Reed\*  
RB Ray Rice\*  
OLB Terrell Suggs\*  
G Marshal Yanda

\* Reed (injury), Rice (family matter) and Suggs (injury) did not play.

**2012**  
RS Jacoby Jones  
FB Vonta Leach  
DT Haloti Ngata  
S Ed Reed  
RB Ray Rice  
G Marshal Yanda

**2013**  
DT Haloti Ngata  
OLB Terrell Suggs  
K Justin Tucker  
G Marshal Yanda

**2014**  
OLB Elvis Dumervil  
RB Justin Forsett  
LB C.J. Mosley  
G Marshal Yanda

**2015**  
LS Morgan Cox  
OLB Elvis Dumervil  
P Sam Koch  
G Marshal Yanda

**2016**  
LS Morgan Cox  
FB Kyle Juszczyk  
LB C.J. Mosley\*  
K Justin Tucker  
S Eric Weddle  
G Marshal Yanda  
C Jeremy Zuttah

\* Mosley (calf injury) did not play.

**2017**  
LB C.J. Mosley  
OLB Terrell Suggs  
S Eric Weddle

**2018**  
LB C.J. Mosley  
S Eric Weddle  
DT Brandon Williams  
G Marshal Yanda

**2019**  
TE Mark Andrews  
T Orlando Brown Jr.  
LS Morgan Cox  
CB Marlon Humphrey  
RB Mark Ingram II  
QB Lamar Jackson  
OLB Matthew Judon  
CB Marcus Peters\*  
FB Patrick Ricard  
T Ronnie Stanley  
S Earl Thomas III  
K Justin Tucker  
G Marshal Yanda

\* Peters (injured) did not play.

**Note:** Ravens tied (Dallas in 2007) for the NFL's most-ever selections on a Pro Bowl roster.

**2020**  
T Orlando Brown Jr.  
DE Calais Campbell  
LS Morgan Cox  
CB Marlon Humphrey  
OLB Matthew Judon  
FB Patrick Ricard  
K Justin Tucker

(The 2020 Pro Bowl was not played due to the COVID-19 pandemic.)

## MOST PRO BOWLS

### RAVENS HISTORY

Ray Lewis\* . . . . . 13  
Jonathan Ogden\* . . . . . 11  
Ed Reed\* . . . . . 9  
Marshal Yanda . . . . . 8  
Terrell Suggs . . . . . 7  
Haloti Ngata . . . . . 5  
Peter Boulware . . . . . 4  
Morgan Cox . . . . . 4  
C.J. Mosley . . . . . 4  
Justin Tucker . . . . . 4

\* Pro Football Hall of Famer

# RING OF HONOR & WALTER PAYTON MAN OF THE YEAR

The Ravens' Ring of Honor, presented by Meritage Jewelers, salutes special inductees at M&T Bank Stadium with banners. Each member is recognized for his extraordinary contributions to the NFL, the Ravens and the Baltimore community.



**2019**  
**HC BRIAN BILLICK**  
*Sept. 30 vs. Cleveland*



**2008**  
**T JONATHAN OGDEN**  
*Oct. 26 vs. Oakland*



**2015**  
**S ED REED**  
*Nov. 22 vs. St. Louis*



**2006**  
**LB PETER BOULWARE**  
*Nov. 5 vs. Cincinnati*



**2014**  
**TE TODD HEAP**  
*Sept. 28 vs. Carolina*



**2004**  
**DE MICHAEL MCCRARY**  
*Oct. 4 vs. Kansas City*



**2013**  
**LB RAY LEWIS**  
*Sept. 22 vs. Houston*



**2003**  
**OWNER ART MODELL**  
*Dec. 28 vs. Pittsburgh*



**2012**  
**RB JAMAL LEWIS**  
*Sept. 9 vs. Cleveland*



**2002**  
**EIGHT BALTIMORE COLTS (ALL HALL OF FAMERS)**  
QB Johnny Unitas  
WR Raymond Berry  
DT Art Donovan  
TE John Mackey  
LB Ted Hendricks  
*Oct. 20 vs. Jacksonville*



**2011**  
**K MATT STOVER**  
*Nov. 20 vs. Cincinnati*



**2000**  
**RB EARNEST BYNER**  
*Nov. 26 vs. Cleveland*



**Upcoming Inductees:**  
*In 2021, DT Haloti Ngata is scheduled for induction, and G Marshal Yanda will follow in 2022.*

## WALTER PAYTON MAN OF THE YEAR



The Walter Payton NFL Man of the Year Award recognizes an NFL player for his excellence on and off the field. The award was established in 1970 and then renamed in 1999 after the late Hall of Fame Chicago Bears running back, Walter Payton. Each team nominates one player who has had a significant positive impact on his community. In 2011, Ravens C Matt Birk (left) won the prestigious NFL honor.

- 2020 - Bradley Bozeman
- 2019 - Brandon Carr
- 2018 - Brandon Carr
- 2017 - Benjamin Watson
- 2016 - Steve Smith Sr.
- 2015 - Steve Smith Sr.
- 2014 - Torrey Smith

- 2013 - Torrey Smith
- 2012 - Anquan Boldin
- 2011 - Matt Birk  
(NFL Man of the Year)
- 2010 - Anquan Boldin
- 2009 - Ed Reed
- 2008 - Ray Lewis

- 2007 - Ray Lewis
- 2006 - Ray Lewis
- 2005 - Edwin Mulitalo
- 2004 - Ray Lewis
- 2003 - Ray Lewis
- 2002 - Jonathan Ogden
- 2001 - Michael McCrary

# ALL-TIME ROSTER

12	Abney, Derek (WR/RS)	Kentucky, 2004	24	Brady, Donny (DB)	Wisconsin, 1996-98
95	Adams, Sam (DT)	Texas A&M, 2000-01	67	Bredeson, Ben (G)	Michigan, 2020
43	Adams, Vashone (S)	Eastern Michigan, 1996	88	Breeland, Jake (TE)	Oregon, 2020
16	Adeboyejo, Quincy (WR)	Mississippi, 2017-18	22	Brew, Dorian (CB)	Kansas, 1996-97
51	Adeoye, Aaron (OLB)	Southeast Missouri State, 2020	57	Brigance, O.J. (LB)	Rice, 2000
11	Aiken, Kamar (WR)	Central Florida, 2014-16	45	Brightful, Lamont (RS)	E. Washington, 2002-03
50	Alaka, Otaru (LB)	Texas A&M, 2019-20	16	Britton, Eddie (WR)	Central State (OH), 1997
82	Alexander, Derrick (WR)	Michigan, 1996-97	44	Brookins, Jason (RB)	Lane College, 2000-01
35	Allen, Anthony (RB)	Georgia Tech, 2011-12	77	Brooks, Ethan (T)	Williams College, 2002-04
37	Allen, Javorius (RB)	Southern California, 2015-18	17	Brooks, Nate (DB)	North Texas, 2020
29	Allen, Terry (RB)	Clemson, 2001	31	Brooks, Terrence (S)	Florida State, 2014-15
38	Ali, Charles (FB)	Arkansas-Pine Bluff, 2009	59	Brown, Arthur (LB)	Kansas State, 2013-15
66	Anderson, Bennie (OL)	Tennessee State, 2001-04	23	Brown, Chykie (CB)	Texas, 2011-14
14	Anderson, Derek (QB)	Oregon State, 2005	51	Brown, Cornell (LB)	VA Tech, 1997-2000, 2002-04
38	Anderson, Mike (RB)	Utah, 2006-07	18	Brown, Curtis (WR)	Alabama, 1996
79	Anderson, Willie (T)	Auburn, 2008	83	Brown, Daniel (WR/TE)	James Madison, 2015-16
89	Andrews, Mark (TE)	Oklahoma, 2018-20	60	Brown, Jason (G/C)	North Carolina, 2005-08
88	Armour, Justin (WR)	Stanford, 1999	13	Brown, John (WR)	Pittsburg State, 2018
35	Arrington, Kyle (CB)	Hofstra, 2015-16	69	Brown, Leon (G)	Alabama, 2015
70	Arvie, Herman (OL)	Grambling, 1996	14	Brown, Marlon (WR)	Georgia, 2013-15
74	Atkins, James (OL)	SW Louisiana, 1997-99	15	Brown, Marquise (WR)	Oklahoma, 2019-20
23	Averett, Anthony (CB)	Alabama, 2018-20	31	Brown, Omar (S)	Marshall, 2012-13
51	Ayanbadejo, Brendon (LB)	UCLA, 2008-12	78	Brown, Orlando (T)	S. Carolina St., 1996-98, 2003-05
30	Ayanbadejo, Obafemi (FB)	San Diego State, 1999-2001	78	Brown Jr., Orlando (T)	Oklahoma, 2018-20
56	Babin, Jason (OLB)	Western Michigan, 2015	47	Brown, Ricky (LB)	Boston College, 2012
35	Bailey, Robert (DB)	Miami (FL), 2000	88	Bryant, Dez (WR)	Oklahoma State, 2020
86	Bajema, Billy (TE)	Oklahoma State, 2012-13	49	Bryant, D.J. (LB)	James Madison, 2013
23	Baldwin, Randy (RB)	Mississippi, 1996	10	Bulger, Mark (QB)	West Virginia, 2010
12	Banks, Tony (QB)	Michigan State, 1999-2000	54	Burgess, Prescott (LB)	Michigan, 2007-11
94	Bannan, Justin (DT)	Colorado, 2006-09	90	Burnett, Rob (DE)	Syracuse, 1996-2001
80	Bannister, Alex (WR)	Eastern Kentucky, 2006	85	Burrough, Jonathan (TE)	New Mexico, 2001
50	Barnes, Antwan (LB)	Florida International, 2007-09	17	Butler, Jeremy (WR)	Tennessee-Martin, 2014-15
28	Baxter, Gary (DB)	Baylor, 2001-04	38	Butler, Robb (DB)	Robert Morris, 2005
12	Beck, John (QB)	BYU, 2009	21	Byner, Earnest (RB)	East Carolina, 1996-97
28	Bethel, Justin (CB)	Presbyterian, 2019	57	Bynes, Josh (LB)	Auburn, 2011-13, 2019
70	Bergstrom, Tony (G/T)	Utah, 2017	25	Byrdsong, Shawn (DB)	Mississippi State, 2002
76	Bernstein, Alex (OL)	Amherst, 1997	56	Caldwell, Mike (LB)	Middle Tennessee State, 1996
28	Berry, Damien (RB)	Miami (FL), 2011-12	12	Campanaro, Michael (WR)	Wake Forest, 2014-17
45	Beyer, Brennen (OLB)	Michigan, 2015-16	93	Campbell, Calais (DE)	Miami (FL), 2020
68	Bilukidi, Christo (DT)	Georgia State, 2014-15	26	Canady, Maurice (CB)	Virginia, 2016-19
77	Birk, Matt (C)	Harvard, 2009-12	99	Canty, Chris (DE)	Virginia, 2013-15
89	Bishop, Harold (TE)	LSU, 1996	39	Carr, Brandon (CB)	Grand Valley State, 2017-19
69	Blackshear, Jeff (G)	NE Louisiana, 1996-99	25	Carr, Chris (CB/RS)	Boise State, 2009-11
11	Blake, Jeff (QB)	East Carolina, 2002	56	Carter, Chris (OLB)	Fresno State, 2015-16
49	Board, Chris (LB)	North Dakota State, 2018-20	22	Carter, Dale (DB)	Tennessee, 2004-05
74	Bobo, Orlando (OL)	NW Louisiana, 2000-01	10	Case, Stoney (QB)	New Mexico, 1999
81	Boldin, Anquan (WR)	Florida State, 2010-12	23	Cason, Antoine (CB)	Arizona, 2014
7	Boller, Kyle (QB)	California, 2003-08	65	Cavil, Ben (OL)	Oklahoma, 1997-98
70	Bolling, Nate (DT)	Wake Forest, 2003	65	Caylor, Drew (OL)	Stanford, 2005
38	Bonds, Terrell (CB)	Tennessee State, 2020	92	Chase, Martin (DT)	Oklahoma, 1998-99
36	Booth, Isaac (DB)	California, 1996	65	Chester, Chris (G/C)	Oklahoma, 2006-10
67	Boren, Justin (G/C)	Ohio State, 2011	36	Clark, Chuck (S)	Virginia Tech, 2017-20
58	Boulware, Peter (OLB)	Florida State, 1997-2005	87	Clark, Dallas (TE)	Iowa, 2013
2	Bouman, Todd (QB)	St. Cloud State, 2008	55	Clark, Sedric (LB)	Tulsa, 1996
61	Bowanko, Luke (C/G)	Virginia, 2017	63	Clausell, Blaine (T)	Mississippi State, 2015
54	Bowser, Tyus (OLB)	Houston, 2017-20	2	Clausen, Jimmy (QB)	Notre Dame, 2015
35	Boykin, Brandon (CB)	Georgia, 2017	16	Clay, Kaelin (WR/RS)	Utah, 2015-16
80	Boykin, Miles (WR)	Notre Dame, 2019-20	89	Clayton, Mark (WR)	Oklahoma, 2005-09
86	Boyle, Nick (TE)	Delaware, 2015-20	81	Coates, Ben (TE)	Livingstone, 2000
77	Bozeman, Bradley (G/C)	Alabama, 2018-20	53	Cody, Dan (LB/DE)	Oklahoma, 2005-07
53	Bradley, Bam (LB)	Pittsburgh, 2017-18	62	Cody, Terrence (DT)	Alabama, 2010-14



# ALL-TIME ROSTER

34	Collins, Alex (RB)	Arkansas, 2017-18	72	Ellison, Atiyah (DT)	Missouri, 2006
63	Collins, Mike (G)	Wake Forest, 2002	61	Elmore, John (OL)	Texas, 1997
49	Collins, Ryan (TE)	St. Thomas (MN), 1999	71	Eluemunor, Jermaine (G/T)	Texas A&M, 2017-18
63	Colon, Trystan (C)	Missouri, 2020	81	Escobar, Gavin (TE)	San Diego State, 2017
37	Considine, Sean (S)	Iowa, 2012	85	Ethridge, Ray (WR)	Pasadena City, 1996-97
72	Cook, Damion (T)	Bethune-Cookman, 2002-04	29	Evans, Charles (FB)	Clark U. (Atl.), 1999-2000
26	Cook, Emanuel (S)	South Carolina, 2011-12	83	Evans, Lee (WR)	Wisconsin, 2011
15	Copper, Terrance (WR)	East Carolina, 2008	61	Everitt, Steve (C)	Michigan, 1996
51	Correa, Kamalei (LB)	Boise State, 2016-17	45	Ferguson, Jaylon (OLB)	Louisiana Tech, 2019-20
23	Cotton, Kenyon (FB)	SW Louisiana, 1997-98	16	Figuers, Yamon (WR/RS)	Kansas State, 2007-08
64	Cousins, Oniel (G/T)	UTEP, 2008-10	8	Finnerty, Cullen (QB)	Grand Valley State, 2007
46	Cox, Morgan (LS)	Tennessee, 2010-20	98	Fitch, Zarnell (DT)	TCU, 2007
15	Crabtree, Michael (WR)	Texas Tech, 2018	37	Fitzhugh, Keith (S)	Mississippi State, 2009
69	Crawford, Aaron (DT)	North Carolina, 2020	5	Flacco, Joe (QB)	Delaware, 2008-18
60	Creelius, Randin (G/T)	Portland State, 2019	70	Fluker, D.J. (G)	Alabama, 2020
51	Croel, Mike (LB)	Nebraska, 1996	62	Flynn, Mike (C)	Maine, 1997-2007
84	Culkin, Sean (TE)	Missouri, 2020	71	Folau, Spencer (T)	Idaho, 1996-2000
7	Cundiff, Billy (K)	Drake, 2009-11	78	Footman, Dan (DL)	Florida State, 1996
1	Cunningham, Randall (QB)	UNLV, 2001	48	Ford, Chase (TE)	Miami (FL), 2015
80	Curtis, Tony (TE)	Portland State, 2009	29	Forsett, Justin (RB)	California, 2014-16
72	Dafney, Bernard (OL)	Tennessee, 1997	58	Fort, L.J. (LB)	Northern Iowa, 2019-20
91	Dalton, Lionel (DT)	Eastern Michigan, 1998-2001	91	Fortune, Elliott (DL)	Georgia Tech, 1996
30	Daniel, Eugene (CB)	Louisiana State, 1997	24	Foxworth, Domonique (CB)	Maryland, 2009-11
31	Daniel, Robertson (DB)	BYU, 2016, 2018	91	Franklin, Aubrayo (DT)	Tennessee, 2003-06
53	Daniels, Dexter (LB)	Florida, 1996	38	Franks, Dominique (CB)	Oklahoma, 2014
30	Daniels, P.J. (RB)	Georgia Tech, 2006-08	97	Frase, Paul (DE)	Syracuse, 1998
81	Daniels, Owen (TE)	Wisconsin, 2014	94	Frederick, Mike (DL)	Virginia, 1996-98
81	Darling, Devard (WR)	Washington State, 2004-07	58	Freeny, Jonathan (LB)	Rutgers, 2017
56	Davis, Anthony (LB)	Utah, 2000	26	Fuller, Corey (CB/S)	Florida State, 2003-04
86	Davis, Billy (WR)	Pittsburgh, 1999-2000	71	Gaither, Jared (T)	Maryland, 2007-10
94	Davis, Carl (DT)	Iowa, 2015-17	35	Gardner, Carwell (FB)	Louisville, 1996
39	Davis, Will (CB)	Utah State, 2015-16	32	Gash, Sam (FB)	Penn State, 2000-02
85	DeLong, Greg (HB)	North Carolina, 1999	44	Gaston, Willie (CB)	Houston, 2007
47	Demps, Will (S)	San Diego State, 2002-05	40	Gerard, K.J. (S)	Northern Arizona, 2009
47	Desir, Pierre (DB)	Lindenwood, 2020	61	Gibson, Gary (DT)	Rutgers, 2005
60	DeVries, Jed (OL)	Utah State, 1996	33	Gilchrist, Marcus (S)	Clemson, 2020
84	Dickson, Ed (TE)	Oregon, 2010-13	80	Gillmore, Crockett (TE)	Colorado State, 2014-17
8	Dilfer, Trent (QB)	Fresno State, 2000	13	Givens, Chris (WR)	Wake Forest, 2015
87	Dinkins, Darnell (TE)	Pittsburgh, 2004-05	73	Goad, Tim (DT)	North Carolina, 1996
96	Divens, Lamar (DT)	Tennessee State, 2008-10	62	Goeas, Leo (OL)	Hawaii, 1997
30	Dixon, Kenneth (RB)	Louisiana Tech, 2016-18	50	Goganious, Keith (LB)	Penn State, 1996
27	Dobbins, J.K. (RB)	Ohio State, 2020	56	Gooden, Tavares (LB)	Miami (FL), 2008-10
70	Donnal, Andrew (G/T)	Iowa, 2017	76	Gordon, Amon (DT)	Stanford, 2007
31	Dorsey, Khalil (CB)	Northern Arizona, 2020	85	Gordon, Richard (TE)	Miami (FL), 2015
17	Doss, Tandon (WR)	Indiana, 2011-13	37	Gorrer, Danny (DB)	Texas A&M, 2011, 2014
94	Douglas, Marques (DL)	Howard, 1999, 2001-04, 2008	66	Gradkowski, Gino (C/G)	Delaware, 2012-14
36	Dowden, Corey (DB)	Grambling, 1996	24	Graham, Corey (CB)	New Hampshire, 2012-13
38	Draughn, Shaun (RB)	North Carolina, 2013	34	Graham, Jay (RB)	Tennessee, 1997-99
80	Drew, Davon (TE)	East Carolina, 2009-11	12	Graham, Shayne (K)	West Virginia, 2011
62	Ducasse, Vladimir (G)	Massachusetts, 2016	84	Grant, Janarion (WR/RS)	Rutgers, 2018
58	Dumervil, Elvis (OLB)	Louisville, 2013-16	63	Grasu, Hroniss (G/C)	Oregon, 2018-19
13	Duvernay, Devin (WR)	Texas, 2020	18	Grbac, Elvis (QB)	Michigan, 2001
40	Edison, Pedro (TE)	E. Tennessee State, 2000	86	Green, Eric (TE)	Liberty, 1996-98
93	Edwards, Dwan (DE)	Oregon State, 2004-09	95	Green, Howard (DT)	Louisiana State, 2002
35	Edwards, Gus (RB)	Rutgers, 2018-20	33	Green, Justin (FB)	Montana, 2005-07
70	Ehinger, Parker (G)	Cincinnati, 2019	54	Green, Roderick (LB)	Central Missouri St., 2004-05
33	Elam, Matt (S)	Florida, 2013-16	42	Greenwood, Chris (CB)	Albion, 2014
59	Ellerbe, Dannell (LB)	Georgia, 2009-12	97	Gregg, Kelly (DT)	Oklahoma, 2000-10
8	Elling, Aaron (K)	Wyoming, 2005	59	Greisen, Nick (LB)	Wisconsin, 2007-08
32	Elliott, DeShon (S)	Texas, 2018-20	3	Griffin III, Robert (QB)	Baylor, 2018-20
71	Ellis, Justin (DT)	Louisiana Tech, 2019-20	66	Grubbs, Ben (G)	Auburn, 2007-11

# ALL-TIME ROSTER

65	Gurode, Andre (G/C)	Colorado, 2011	23	Jefferson, Tony (S)	Oklahoma, 2017-19
93	Guy, Lawrence (DE)	Arizona State, 2014-16	6	Jenkins, J.R. (K)	Marshall, 2002
62	Hale, David (G/T)	Weber State, 2008-10	66	Jensen, Ryan (G/C)	Colorado State-Pueblo, 2013-17
58	Haley, Dennis (LB)	Virginia, 2005-06	99	Jernigan, Timmy (DT)	Florida State, 2014-16
95	Hall, Bryan (DT)	Arkansas State, 2012	39	Johnson, Chris (CB)	Louisville, 2012
81	Hambrick, Kenyon (WR)	Alabama A&M, 2001	55	Johnson, J.R. (LB)	Syracuse, 2002
54	Hamilton, Adrian (OLB)	Prairie View A&M, 2012-13	95	Johnson, Jarret (LB/DE)	Alabama, 2003-11
22	Hamlin, Ken (S)	Arkansas, 2010	62	Johnson, Kaleb (G)	Rutgers, 2015
4	Harbaugh, Jim (QB)	Michigan, 1998	85	Johnson, Kevin (WR)	Syracuse, 2004
70	Harewood, Ramon (G/T)	Morehouse, 2010-12	83	Johnson, Patrick (WR)	Oregon, 1998-2001, 2004-05
82	Harper, Justin (WR)	Virginia Tech, 2008-10	83	Johnson, Ron (WR)	Minnesota, 2002-03
51	Harris, Bernardo (LB)	North Carolina, 2002-03	58	Johnson, Steven (LB)	Kansas, 2017
45	Harris, Corey (S)	Vanderbilt, 1998-2001	50	Johnson, Tim (LB)	Youngstown State, 2001, 06
33	Harris, Davontae (CB)	Illinois State, 2020	58	Jones, Alvin (LB)	UTEP, 2019
67	Harrison, Chris (G)	Virginia, 1999	27	Jones, Arthur (DE)	Syracuse, 2010-13
40	Harrison, Malik (LB)	Ohio State, 2020	97	Jones, Cyrus (CB/RS)	Alabama, 2018-19
48	Hartley, Frank (TE)	Illinois, 1996	56	Jones, Edgar (LB/TE)	SE Missouri State, 2007-11
56	Hartwell, Edgerton (LB)	Western Illinois, 2001-04	12	Jones, Jacoby (WR/RS)	Lane College, 2012-14
6	Hauschka, Steve (K)	North Carolina State, 2008-09	97	Jones, James (DL)	Northern Iowa, 1996-98
86	Heap, Todd (TE)	Arizona State, 2001-10	88	Jones, John (TE)	Indiana (PA), 2000-03
70	Hellestrae, Dale (LS)	Southern Methodist, 2001	31	Jones, Rondell (S)	North Carolina, 1997
69	Henry, Willie (DT)	Michigan, 2016-18	82	Jones, Terry (TE)	Alabama, 2002-05
67	Hernandez, Adam (OL)	Yale, 1998	66	Jones, Tony (T)	Western Carolina, 1996
20	Herring, Kim (S)	Penn State, 1997-2000	78	Joseph, Dieugot (T)	Florida International, 2017
14	Hester Sr., Devin (WR/RS)	Miami, 2016	99	Judon, Matthew (OLB)	Grand Valley State, 2016-20
43	Hill, Jaylen (CB)	Jacksonville State, 2017-18	44	Juszczyk, Kyle (FB)	Harvard, 2013-16
43	Hill, Justice (RB)	Oklahoma State, 2019-20	92	Kamalu, Ufomba (DE)	Miami (FL), 2019
33	Hill III, Will (S)	Florida, 2014-15	70	Katula, Matt (LS)	Wisconsin, 2005-09
33	Hoard, Leroy (RB)	Michigan, 1996	92	Kaufusi, Bronson (DE)	BYU, 2016-17
66	Holden, Will (G)	Vanderbilt, 2020	96	Kemoeatu, Ma'ake (DT)	Utah, 2002-05, 2012
33	Holmes, Priest (RB)	Texas, 1997-2000	12	Kight, Danny (K)	Augusta State, 2001
15	Horsey, Albert (WR)	Delaware State, 2001	88	Kinchen, Brian (TE)	Louisiana State, 1996-98
70	Houser, Kevin (LS)	Ohio State, 2010	94	Kindle, Sergio (OLB)	Texas, 2010-12
84	Houshmandzadeh, T.J. (WR)	Oregon State, 2010	34	Knight, Tom (CB)	Iowa, 2002-03
77	Howard, Austin (T)	Northern Iowa, 2017	4	Koch, Sam (P)	Nebraska, 2006-20
66	Hudson, John (LS)	Auburn, 2000	60	Kooistra, Scott (G/T)	North Carolina State, 2010
42	Huff, Marqueston (S)	Wyoming, 2016	57	Kopp, Jeff (LB)	USC, 1998-99
29	Huff, Michael (S)	Texas, 2013	74	Kracalik, Mike (T)	San Diego State, 2006-08
33	Hughley, Delvin (CB)	Jacksonville State, 2001	99	Kruger, Paul (OLB/DE)	Utah, 2009-12
44	Humphrey, Marlon (CB)	Alabama, 2017-20	60	Kublanow, Brandon (C)	Georgia, 2017
23	Hunter, Dameon (RB)	Utah, 2002	47	Kuhn, Scott (TE)	Louisville, 2008
23	Hunter, Earnest (RB)	SE Oklahoma, 1996	37	Lake, Carnell (S)	UCLA, 2001
84	Hunter, Javin (WR)	Notre Dame, 2002-03	26	Landry, Dawan (S)	Georgia Tech, 2006-10
2	Huntley, Tyler (QB)	Utah, 2020	38	Langford, Jeremy (RB)	Michigan State, 2017
81	Hurst, Hayden (TE)	South Carolina, 2018-19	38	Langham, Antonio (DB)	Alabama, 1996-97
74	Hurst, James (G/T)	North Carolina, 2014-19	17	Lasley, Jordan (WR)	UCLA, 2018
80	Hymes, Randy (WR)	Grambling State, 2002-05	32	Lawrence, Matt (RB)	Massachusetts, 2009-11
32	Ihedigbo, James (S)	Massachusetts, 2012-13	44	Leach, Vonta (FB)	East Carolina, 2011-13
21	Ingram II, Mark (RB)	Alabama, 2019-20	82	LeBel, Harper (TE)	Colorado State, 1998
64	Isaia, Sale (G)	UCLA, 1996-98	36	Leonhard, Jim (S)	Wisconsin, 2008
87	Ismail, Qadry (WR)	Syracuse, 1999-2001	41	Levine Sr., Anthony (DB/LB)	Tennessee State, 2012-20
35	Ivy, Corey (CB)	Oklahoma, 2006-09	79	LeVoir, Mark (OL)	Notre Dame, 2011
29	Jackson, Asa (CB/RS)	Cal Poly, 2012-16	72	Lewis, Alex (G/T)	Nebraska, 2016-18
33	Jackson, Bennett (S)	Notre Dame, 2019	31	Lewis, Jamal (RB)	Tennessee, 2000-06
50	Jackson, Brad (LB)	Cincinnati, 1998-2001	84	Lewis, Jermaine (WR)	Maryland, 1996-2001
8	Jackson, Lamar (QB)	Louisville, 2018-20	23	Lewis, Kendrick (S)	Mississippi, 2015-16
81	Jackson, Michael (WR)	Southern Miss., 1996-98	52	Lewis, Ray (LB)	Miami (FL), 1996-2012
39	Jacobs, Tramain (CB)	Texas A&M, 2014	31	Lewis-Harris, Chris (CB)	Chattanooga, 2016
54	James, Robert (LB)	Arizona State, 2013	95	Lewis-Moore, Kapron (DE)	Notre Dame, 2013-15
25	Jenkins, DeRon (DB)	Tennessee, 1996-99	61	Lindsay, Everett (OL)	Mississippi, 1999
38	Jean-Baptiste, Stanley (CB)	Nebraska, 2017-18	5	Lloyd, Rhys (K)	Minnesota, 2007

# ALL-TIME ROSTER

50	Lopez, Nicholas (LB)	Texas Southern, 1997	33	Morrow, Harold (FB)	Auburn, 2003-04
59	Louis, Lamar (LB)	LSU, 2016	57	Mosley, C.J. (LB)	Alabama, 2014-18
35	Love, Clarence (DB)	Toledo, 1999-2000	43	Mostert, Raheem (RB/RS)	Purdue, 2015
6	Lucas, Ray (QB)	Rutgers, 2003	27	Mouton, Cash (CB)	Louisiana-Monroe, 2005
39	Luchey, Nick (FB)	Miami (FL), 2006	34	Mughelli, Ovie (FB)	Wake Forest, 2003-06
49	Luckett, Cavellis (LB)	Middle Tennessee State, 2016	64	Mulitalo, Edwin (G)	Arizona, 1999-2006
95	Lyle, Rick (DL)	Missouri, 1996	16	Murphy, Nick (P)	Arizona State, 2004
29	Lyons, Lamar (DB)	Washington, 1997	43	Nakamura, Haruki (S)	Cincinnati, 2008-11
18	Maclin, Jeremy (WR)	Missouri, 2017	11	Nash, Marcus (WR)	Tennessee, 1999-2000
94	Mack, Daylon (DT)	Texas A&M, 2019	42	Neal, Lorenzo (FB)	Fresno State, 2008
92	Madubuike, Justin (DT)	Texas A&M, 2020	63	Ndukwe, Ikechuku (G)	Northwestern, 2006-07
59	Maese, Joe (LS)	New Mexico, 2001-04	6	Nedney, Joe (K)	San Jose State, 1999
30	Magee, Terrence (RB)	Louisiana State, 2015	56	Nelson, Jim (LB)	Penn State, 2005
15	Mallett, Ryan (QB)	Arkansas, 2015-17	67	Nembot, Stephane (T)	Colorado, 2016-17
37	Marshall, Iman (CB)	USC, 2019-20	67	Neujahr, Quentin (C)	Kansas State, 1996-97
29	Martin, Derrick (CB)	Wyoming, 2006-08	92	Ngata, Haloti (DT)	Oregon, 2006-14
85	Mason, Derrick (WR)	Michigan State, 2005-10	91	Ngakoue, Yannick (DE)	Maryland, 2020
13	Matthews, Chris (WR)	Kentucky, 2015-17	82	Nordin, Jake (TE)	Northern Illinois, 2007
72	Mattison, Bryan (DL/OL)	Iowa, 2008-11	42	Norton, Zach (CB)	Cincinnati, 2004-05
17	Maxwell, Marcus (WR)	Oregon, 2008	95	Nugent, Dave (DE)	Purdue, 2002
88	Mayle, Vince (WR/TE)	Washington State, 2016-17	89	Ofodile, A.J. (TE)	Missouri, 1996-99
58	McAdoo, Michael (OLB)	North Carolina, 2011-12	87	Ogden, Jeff (WR)	Eastern Washington, 2002
21	McAlister, Chris (CB)	Arizona, 1999-2008	75	Ogden, Jonathan (T)	UCLA, 1996-2007
98	McBean, Ryan (DT)	Oklahoma State, 2012	25	Oglesby, Evan (CB)	North Alabama, 2005-06, 2008
37	McCann, Bryan (CB)	Southern Methodist, 2010-11	74	Oher, Michael (T)	Mississippi, 2009-13
53	McClain, Jameel (LB)	Syracuse, 2008-13	56	Olsavsky, Jerry (LB)	Pittsburgh, 1998
33	McClain, Le'Ron (FB)	Alabama, 2007-10	48	Onwuasor, Patrick (LB)	Portland State, 2016-19
50	McClellan, Albert (LB)	Marshall, 2011-18	54	Orr, Zachary (LB)	North Texas, 2014-16
54	McCloud, Tyrus (LB)	Louisville, 1997-98	72	Osemele, Kelechi (G/T)	Iowa State, 2012-15
33	McRae, Tony (CB)	North Carolina A&T, 2017	6	Otis, Scott (QB)	Glenville St. (WV), 1996
99	McCrary, Michael (DE)	Wake Forest, 1997-2002	72	Parker, J'Vonne (DT)	Rutgers, 2007
58	McCune, Robert (LB)	Louisville, 2007-08	91	Parker, Riddick (DE)	North Carolina, 2002-03
47	McDermott, Kevin (LS)	UCLA, 2014	34	Parmele, Jalen (RB)	Toledo, 2008-10
23	McGahee, Willis (RB)	Miami (FL), 2007-10	30	Paschal, Marcus (S)	Iowa, 2009
38	McKie, Jason (FB)	Temple, 2010	79	Pashos, Tony (T)	Illinois, 2003-06
91	McKinney, Brandon (DT)	Michigan State, 2008-11	59	Payne, Rod (C)	Michigan, 2000
78	McKinnie, Bryant (T)	Miami (FL), 2011-13	96	Peko Sr., Domata (DT)	Michigan State, 2019
9	McNair, Steve (QB)	Alcorn State, 2006-07	11	Perriman, Breshad (WR)	Central Florida, 2015-17
90	McPhee, Pernell (OLB)	Mississippi State, 2011-14, 2019-20	25	Perryman, Raymond (S)	Northern Arizona, 2002
7	McSorley, Trace (QB)	Penn State, 2019-20	24	Peters, Marcus (CB)	Washington, 2019-20
56	Means, Steven (DE)	Buffalo, 2014	53	Peters, Tyrell (LB)	Oklahoma, 1997-99
65	Mekari, Patrick (G/C)	California, 2019-20	24	Phillips, Anwar (CB)	Penn State, 2008
13	Mellette, Aaron (WR)	Elon, 2013	58	Phillips, Jason (LB)	TCU, 2009-11
38	Melvin, Rashaan (CB)	Northern Illinois, 2014-15	74	Phillips, Tyre (G/T)	Mississippi State, 2020
21	Metcalf, Eric (RB)	Texas, 1996-98	81	Pierce, Aaron (TE)	Washington, 1999
36	Miles, Jeremy (S)	Massachusetts, 2013-14	30	Pierce, Bernard (RB)	Temple, 2012-14
30	Miller, Prince (CB)	Georgia, 2010	97	Pierce, Michael (DT)	Samford, 2016-19
97	Missouri, Dwayne (DE)	Northwestern, 2001	88	Pitta, Dennis (TE)	BYU, 2010-16
42	Mitchell, Anthony (DB)	Tuskegee, 1999-2002	24	Pittman, David (CB)	Northwestern State, 2006-07
60	Mitchell, Jeff (C)	Florida, 1997-2000	98	Pleasant, Anthony (DE)	Tennessee State, 1996
19	Mitchell, Scott (QB)	Utah, 1999	43	Poindexter, Anthony (S)	Virginia, 1999-2000
79	Moll, Tony (G/T)	Nevada, 2009-10	31	Pollard, Bernard (S)	Purdue, 2011-12
60	Monroe, Eugene (T)	Virginia, 2013-15	50	Polley, Tommy (LB)	Florida State, 2005
9	Montgomery, Greg (P)	Michigan State, 1996-97	24	Porter, Alvin (DB)	Oklahoma State, 2001-02
88	Montgomery, Ty (WR/RB)	Stanford, 2018	42	Potts, Roosevelt (FB)	NE Louisiana, 1998
10	Moore, Chris (WR/RS)	Cincinnati, 2016-20	76	Powell, Carl (DE)	Louisville, 2000
84	Moore, Clarence (WR)	Northern Arizona, 2004-06	59	Powell, Craig (LB)	Ohio State, 1996
60	Moore, Nick (LS)	Georgia, 2020	72	Powers, Ben (G)	Oklahoma, 2019-20
27	Moore, Stevon (S)	Mississippi, 1996-99	26	Powers, Jerraud (CB)	Auburn, 2016
16	Morgan, Joe (WR)	Walsh, 2015	27	Price, Sheldon (CB)	UCLA, 2015-17
33	Morris, Byron "Bam" (RB)	Texas Tech, 1996-97	61	Prince, R.J. (G)	North Carolina, 2020



# ALL-TIME ROSTER

11	Proche II, James (WR)	Southern Methodist, 2020	95	Sieler, Zach (DT)	Ferris State, 2018-19
27	Prude, Ronnie (CB)	Louisiana State, 2006-07	87	Singleton, Nate (WR)	Grambling State, 1997
90	Pryce, Trevor (DE)	Clemson, 2006-10	65	Siragusa, Nico (G)	San Diego State, 2017
80	Purnell, Lovett (TE)	West Virginia, 1999	98	Siragusa, Tony (DT)	Pittsburgh, 1997-2001
48	Queen, Patrick (LB)	Louisiana State, 2020	94	Simon, John (OLB)	Ohio State, 2013
61	Rabach, Casey (C/G)	Wisconsin, 2001-04	68	Skura, Matt (C/G)	Duke, 2017-20
67	Rackley, Will (G)	Lehigh, 2014	69	Slaughter, Chad (T)	Alcorn State, 2008
31	Rainey, Bobby (RB)	Western Kentucky, 2012, 2017	53	Slaughter, T.J. (LB)	So. Mississippi, 2003-04
93	Redding, Cory (DE)	Texas, 2010-11	76	Smith, Andre (T)	Alabama, 2019
7	Redman, Chris (QB)	Louisville, 2000-03	51	Smith, Daryl (LB)	Georgia Tech, 2013-15
33	Redmon, Tellis (RB)	Minnesota, 2002	96	Smith, Fernando (DE)	Jackson State, 1999
16	Reed, David (WR/RS)	Utah, 2010-12	22	Smith, Jimmy (CB)	Colorado, 2011-20
20	Reed, Ed (S)	Miami (FL), 2002-12	73	Smith, Lawrence (T)	Tennessee State, 2002
76	Reid, Jah (G/T)	Central Florida, 2011-14	82	Smith, L.J. (TE)	Rutgers, 2009
85	Reisner, Allen (TE)	Iowa, 2015	11	Smith, Marcus (WR)	New Mexico, 2008-10
77	Reitz, Joe (T)	Western Michigan, 2008	51	Smith, Mike (LB)	Texas Tech, 2005-07
7	Renner, Bryn (QB)	North Carolina, 2015	32	Smith, Musa (RB)	Georgia, 2003-07
86	Reuland, Konrad (TE)	Stanford, 2014-15	82	Smith, Torrey (WR)	Maryland, 2011-14
81	Reynolds, Keenan (WR/RS)	Navy, 2016	88	Smith, Trent (TE)	Oklahoma, 2003-04
79	Reynolds, Micajah (DT)	Michigan State, 2015	10	Smith, Troy (QB)	Ohio State, 2007-09
32	Rhett, Errict (RB)	Florida, 1998-99	90	Smith, Za'Darius (OLB)	Kentucky, 2015-18
39	Ricard, Alan (FB)	NE Louisiana, 2000-05	89	Smith Sr., Steve (WR)	Utah, 2014-16
42	Ricard, Patrick (FB/DL)	Maine, 2017-20	46	Smithson, Fish (DB)	Kansas, 2019
27	Rice, Ray (RB)	Rutgers, 2008-14	83	Snead IV, Willie (WR/RS)	Ball State, 2018-20
28	Richards, Jordan (S)	Stanford, 2019-20	43	Solwold, Mike (LS)	Wisconsin, 2003-04
5	Richardson, Kyle (P)	Arkansas State, 1998-2001	96	Spears, Marcus (DE)	Louisiana State, 2013
14	Richardson, Wally (QB)	Penn State, 1997-98	18	Stallworth, Donté (WR)	Tennessee, 2010
9	Richey, Wade (K)	Louisiana State, 2003-04	79	Stanley, Ronnie (T)	Notre Dame, 2016-20
69	Rimpf, Brian (G)	East Carolina, 2004-06	14	St. Pierre, Brian (QB)	Boston College, 2005
97	Rivers, Chauncey (OLB)	Mississippi State, 2020	11	Stark, Jon (QB)	Trinity International, 1996
11	Roberts, Seth (WR)	West Alabama, 2019	22	Starks, Duane (CB)	Miami, 1998-2001
30	Robertson, Rob (FB)	Northwestern State (LA), 1998	41	Staten, Ralph (S)	Alabama, 1997-98
61	Robinson, Kareem (DE)	Tenn.-Chattanooga, 1998	24	Stewart, Darian (S)	South Carolina, 2014
87	Robinson, Marcus (WR)	South Carolina, 2003	10	Stewart, Kordell (QB)	Colorado, 2004-05
76	Rodgers, Jake (T)	Eastern Washington, 2020	56	Stills, Gary (LB)	West Virginia, 2006-07
69	Rodgers, Stefan (G/T)	Lambuth, 2010	80	Stokley, Brandon (WR)	SW Louisiana, 1999-2002, 2013
83	Roe, James (WR)	Norfolk State, 1996-98	39	Stone, Daren (S)	Maine, 2008
38	Rolle, Jumal (CB)	Catawba, 2015-16	26	Stone, Geno (S)	Iowa, 2020
22	Rolle, Samari (CB)	Florida State, 2005-09	3	Stover, Matt (PK)	Louisiana Tech, 1996-2008
38	Ross, Aaron (CB)	Texas, 2014	11	Streeter, Tommy (WR)	Miami (FL), 2012
40	Ross, Cory (RB)	Nebraska, 2006-07	55	Suggs, Terrell (OLB)	Arizona State, 2003-18
10	Ross, Jeremy (WR)	California, 2015	84	Supernaw, Phillip (TE)	Ouachita Baptist, 2014
95	Salave'a, Joe (DT)	Arizona, 2003	54	Sutter, Ed (LB)	Northwestern, 1996
36	Sams, B.J. (DB/RS)	McNeese State, 2004-07	70	Swayne, Harry (T)	Rutgers, 1999-2000
67	Sanders, Daniel (G/C)	Colorado, 2010	88	Sypniewski, Quinn (TE)	Colorado, 2006-09
37	Sanders, Deion (CB)	Florida State, 2004-05	63	Szalay, Thatcher (C)	Montana, 2005
81	Sanders, Frank (WR)	Auburn, 2003	98	Talavou, Kelly (DT)	Utah, 2008-10
42	Sapp, Gerome (S)	Notre Dame, 2003, 2006-07	34	Taliaferro, Lorenzo (RB)	Coastal Carolina, 2014-16
80	Savoy, Phil (WR)	Colorado, 1998	22	Tate, Robert (CB)	Cincinnati, 2002
48	Scales, Patrick (LS)	Utah State, 2014	29	Taylor, Chester (RB)	Toledo, 2002-05
8	Schaub, Matt (QB)	Virginia, 2015	92	Taylor, Leland (DL)	Louisville, 1997
57	Scott, Bart (LB)	Southern Illinois, 2002-08	54	Taylor, Shannon (LB)	Virginia, 2001-02
34	Scott, Bernard (RB)	Abilene Christian, 2013	89	Taylor, Travis (WR)	Florida, 2000-04
12	Scott, Jaleel (WR)	New Mexico State, 2018-19	2	Taylor, Tyrod (QB)	Virginia Tech, 2011-14
72	Searcy, Leon (T)	Miami (FL), 2001	78	Terry, Adam (T)	Syracuse, 2005-09
93	Sears, Corey (DL)	Mississippi State, 1996	12	Testaverde, Vinny (QB)	Miami (FL), 1996-97
64	Senat, Greg (T)	Wagner, 2018-19	96	Thomas, Adalius (DE/LB)	So. Mississippi, 2000-06
76	Shakir, Maurquice (G)	Middle Tennessee State, 2017	72	Thomas, Benard (DE)	Nebraska, 2005
82	Sharpe, Shannon (TE)	Savannah State, 2000-01	16	Thomas, De'Anthony (WR/RS)	Oregon, 2019
55	Sharper, Jamie (LB)	Virginia, 1997-2001	29	Thomas III, Earl (S)	Texas, 2019
68	Shiple, A.Q. (G/C)	Penn State, 2013	65	Thomas, Jason (G)	Hampton, 2001-03



# ALL-TIME ROSTER

37	Thompson, Bennie (DB)	Grambling, 1996-99	29	Williams, Cary (CB)	Washburn, 2009-12
33	Thompson, Christian (S)	South Carolina State, 2012-13	49	Williams, Chad (S)	Southern Mississippi, 2002-05
83	Thompson, Deonte (WR/RS)	Florida, 2012-14	47	Williams, Chavis (OLB)	Alabama, 2011
16	Thompson, Germany (WR)	New Mexico, 2000	27	Williams, Darious (CB)	Alabama-Birmingham, 2018
92	Thompson, Zach (OLB)	Wake Forest, 2015	87	Williams, Demetrius (WR)	Oregon, 2006-09
85	Tomlinson, Eric (TE)	UTEP, 2020	76	Williams, Erik (OL)	Central State (OH), 2001
43	Toussaint, Fitzgerald (RB)	Michigan, 2014	57	Williams, Jerroll (LB)	Purdue, 1996
6	Townsend, Johnny (P)	Florida, 2020	36	Williams, John (CB)	Southern, 1997-98
38	Trapp, James (DB)	Clemson, 1999-2002	15	Williams, LaQuan (WR)	Maryland, 2011-12
31	Trawick, Brynden (S)	Troy, 2013-15, 2019	87	Williams, Maxx (TE)	Minnesota, 2015-18
9	Tucker, Justin (K)	Texas, 2012-20	23	Williams, Moe (RB)	Kentucky, 2001
29	Turner, Eric (DB)	UCLA, 1996	34	Williams, Ricky (RB)	Texas, 2011
47	Turner, De'Lance	Alcorn State, 2018	72	Williams, Sammy (OL)	Oklahoma, 1998-2001
87	Turner, Floyd (WR)	Northwestern State (LA), 1996-98	56	Williams, Tim (OLB)	Alabama, 2017-19
17	Tyree, David (WR)	Syracuse, 2009	29	Williams, Tramon (CB)	Louisiana Tech, 2020
93	Tyson, DeAngelo (DE)	Georgia, 2012-14	34	Williams, Ty'Son (RB)	BYU, 2020
91	Upshaw, Courtney (OLB)	Alabama, 2012-15	63	Williams, Wally (OL)	Florida A&M, 1996-98
96	Urban, Brent (DE)	Virginia, 2014-18	17	Willis, Matt (WR)	UCLA, 2007
64	Urschel, John (G/C)	Penn State, 2014-16	37	Wilson, Josh (CB)	Maryland, 2010
40	Vaughn, Cassius (CB)	Mississippi, 2015	47	Wilson, Julian (S)	Oklahoma, 2015
77	Vickers, Kipp (OL)	Miami, 2000-01	87	Wilson, Kris (TE)	Pittsburgh, 2011
80	Vickers, Lee (TE)	North Alabama, 2007	82	Willson, Luke (TE)	Rice, 2020
68	Vincent, Keydrick (G)	Mississippi, 2005-06	28	Winborne, Jamaine (DB)	Virginia, 2005-07
44	Vinson, Tony (RB)	Towson, 1997-99	95	Wolfe, Derek (DE)	Cincinnati, 2020
33	Waddell, Reggie (DB)	W. Illinois, 2001	59	Woodfin, Zac (LB)	Ala.-Birmingham, 2005
71	Wagner, Rick (T)	Wisconsin, 2013-16	39	Woodhead, Danny (RB)	Chadron State, 2017
88	Wainwright, Frank (TE)	N. Colorado, 1999-2000	26	Woodson, Rod (CB/S)	Purdue, 1998-2001
79	Walker, Casey (DT)	Oklahoma, 2014	93	Wormley, Chris (DE)	Michigan, 2017-19
41	Walker, Frank (CB)	Tuskegee, 2008-09	81	Worthy, Cam (WR)	East Carolina, 2015
25	Walker, Tray (CB)	Texas Southern, 2015	2	Wright, Anthony (QB)	South Carolina, 2002-05
17	Wallace, Mike (WR)	Mississippi, 2016-17	24	Wright, Shareece (CB)	Southern California, 2015-16
84	Waller, Darren (WR/TE)	Georgia Tech, 2015-16	85	Wynn, Milton (WR)	Washington State, 2002
38	Walls, Raymond (CB)	Southern Mississippi, 2003-04	73	Yanda, Marshal (G/T)	Iowa, 2007-19
46	Ward, B.J. (S)	Florida State, 2005	80	Yarborough, Ryan (WR)	Wyoming, 1997-98
95	Ward, Chris (DL)	Kentucky, 1997	40	Young, Kenny (LB)	UCLA, 2018-19
85	Ward, Dedric (WR/RS)	Northern Iowa, 2003	25	Young, Tavon (CB)	Temple, 2016-20
53	Ward, Jihad (DE)	Illinois, 2019-20	15	Zastudil, Dave (P)	Ohio, 2002-05
96	Washington, Broderick (DT)	Texas Tech, 2020	28	Zbikowski, Tom (S)	Notre Dame, 2008-11
31	Washington, Fabian (CB)	Nebraska, 2008-10	10	Zeier, Eric (QB)	Georgia, 1996-98
93	Washington, Keith (DE)	UNLV, 1997-2000	70	Zielinski, Matt (DT)	Duke, 2004
15	Washington, Kelley (WR)	Tennessee, 2009	63	Zitelli, Emmett (C)	Purdue, 1999
82	Watson, Benjamin (TE)	Georgia, 2016-17	53	Zuttah, Jeremy (C)	Rutgers, 2014-16
98	Weaver, Anthony (DE)	Notre Dame, 2002-05			
21	Webb, Lardarius (DB)	Nicholls State, 2009-17			
79	Webster, Larry (DL)	Maryland, 1996-2001			
32	Weddle, Eric (S)	Utah, 2016-18			
57	Welch, Kristian (LB)	Iowa, 2020			
84	Wesley, Antoine (WR)	Texas Tech, 2020			
77	Wesley, De'Ondre (G/T)	BYU, 2015-16			
28	West, Terrance (RB)	Towson, 2015-17			
14	Whalen, Griff (WR)	Stanford, 2017			
12	Wheelwright, Ernie (WR)	Minnesota, 2008			
18	White, DeAndrew (WR)	Alabama, 2020			
30	White, Jamel (RB)	South Dakota, 2004-05			
14	White, Tim (WR/RS)	Arizona State, 2017-18			
40	Whitehead, Jermaine (DB)	Auburn, 2015			
83	Wilcox, Daniel (TE)	Appalachian State, 2004-08			
54	Wilkinson, Calvin (LB)	Temple, 2000			
63	Williams, Bobbie (G)	Arkansas, 2012			
98	Williams, Brandon (DT)	Missouri Southern State, 2013-20			
80	Williams, Calvin (WR)	Purdue, 1996			

**Note:** The all-time alphabetical roster lists the last-known in-season jersey number worn by a player. The roster includes every year a player was on the team, whether active, IR or PUP list. Additionally, if a player was on the Ravens' 53-man roster at any time, he appears. (However, the roster does not include players who solely spent time on the practice squad or in training camp.)

The all-time numerical roster on the following pages lists all of the jersey numbers worn by a Raven. An example would be NT Kelly Gregg, who wore both 73 and 97 jerseys.

# ALL-TIME ROSTER BY JERSEY NO.

1	Cunningham, Randall	QB	Banks, Tony	QB	18	Brown, Curtis	WR	
2	Bouman, Todd	QB	Beck, John	QB		Grbac, Elvis	QB	
	Clausen, Jimmy	QB	Campanaro, Michael	WR		Maclin, Jeremy	WR	
	Huntley, Tyler	QB	Graham, Shayne	K		Perriman, Breshad	WR	
	Taylor, Tyrod	QB	Jones, Jacoby	WR/RS		Stallworth, Donté	WR	
	Wright, Anthony	QB	Kight, Danny	K		White, DeAndrew	WR	
3	Griffin III, Robert	QB	Scott, Jaleel	WR	19	Mitchell, Scott	QB	
	Stover, Matt	K	St. Pierre, Brian	QB	20	Herring, Kim	S	
4	Harbaugh, Jim	QB	Testaverde, Vinny	QB		Reed, Ed	S	
	Koch, Sam	P	Waller, Darren	TE/WR	21	Byner, Earnest	RB	
5	Flacco, Joe	QB	Wheelwright, Ernie	WR		Ingram II, Mark	RB	
	Lloyd, Rhys	K	13	Brown, John	WR		Elliott, DeShon	S
	Richardson, Kyle	P		Davis, Billy	WR		McAlister, Chris	CB
6	Hauschka, Steve	K		Duvernay, Devin	WR		Metcalf, Eric	RB
	Jenkins, J.R.	K		Givens, Chris	WR		Webb, Lardarius	CB
	Nedney, Joe	K		Matthews, Chris	WR		Williams, John	CB
	Otis, Scott	QB		Mellette, Aaron	WR	22	Brew, Dorian	DB
	Townsend, Johnny	P	14	Anderson, Derek	QB		Carter, Dale	DB
	White, Tim	WR		Brown, Marlon	WR		Hamlin, Ken	S
7	Boller, Kyle	QB		Harper, Justin	WR		Knight, Tom	CB
	Cundiff, Billy	K		Hester Sr., Devin	WR/RS		Rolle, Samari	CB
	Mallett, Ryan	QB		Richardson, Wally	QB		Smith, Jimmy	CB
	McSorley, Trace	QB		St. Pierre, Brian	QB		Starks, Duane	CB
	Redman, Chris	QB		Stokley, Brandon	WR		Tate, Robert	CB
	Renner, Bryn	QB		Whalen, Griff	WR	23	Averett, Anthony	CB
8	Boller, Kyle	QB		White, Tim	WR/RS		Baldwin, Randy	RB
	Dilfer, Trent	QB	15	Armour, Justin	WR		Brown, Chykie	CB
	Elling, Aaron	K		Brown, Marquise	WR		Cason, Antoine	CB
	Finnerty, Cullen	QB		Campanaro, Michael	WR		Cotton, Kenyon	FB
	Jackson, Lamar	QB		Copper, Terrance	WR		Jefferson, Tony	S
	Schaub, Matt	QB		Crabtree, Michael	WR		Hunter, Dameon	RB
9	McNair, Steve	QB		Horse, Albert	WR		Hunter, Earnest	RB
	Montgomery, Greg	P		Mallett, Ryan	QB		Lewis, Kendrick	S
	Richey, Wade	K		Washington, Kelley	WR		McGahee, Willis	RB
	Tucker, Justin	K		Williams, LaQuan	WR		Williams, Moe	RB
10	Bulger, Marc	QB		Zastudil, Dave	P		Winborne, Jamaine	DB
	Case, Stoney	QB	16	Adeboyejo, Quincy	WR	24	Arrington, Kyle	CB
	Moore, Chris	WR		Britton, Eddie	WR		Brady, Donny	DB
	Ross, Jeremy	WR		Clay, Kaelin	WR/RS		Carr, Brandon	CB
	Smith, Troy	QB		Figuers, Yamon	WR/RS		Carter, Dale	CB
	Stewart, Kordell	QB		Mayle, Vince	WR		Foxworth, Domonique	CB
	Zeier, Eric	QB		Moore, Clarence	WR		Graham, Corey	CB
11	Aiken, Kamar	WR		Morgan, Joe	WR		Peters, Marcus	CB
	Blake, Jeff	QB		Reed, David	WR/RS		Phillips, Anwar	CB
	Darling, Devard	WR		Thomas, De'Anthony	WR/RS		Pittman, David	CB
	Johnson, Patrick	WR		Thompson, Germany	WR		Porter, Alvin	DB
	Nash, Marcus	WR		Wynn, Milton	WR		Stewart, Darian	S
	Perriman, Breshad	WR	17	Brooks, Nate	DB		Wright, Shareece	CB
	Proche II, James	WR		Butler, Jeremy	WR	25	Carr, Chris	CB/RS
	Roberts, Seth	WR		Doss, Tandon	WR		Cook, Emanuel	S
	Smith, Marcus	WR		Lasley, Jordan	WR		Jackson, Asa	CB/RS
	Smith, Troy	QB		Maxwell, Marcus	WR		Jenkins, De'Ron	DB
	Stark, Jon	QB		Tyree, David	WR		Love, Clarence	DB
	Stokley, Brandon	WR		Wallace, Mike	WR		Oglesby, Evan	CB
12	Abney, Derek	WR/RS		Willis, Matt	WR		Walker, Tray	CB





# ALL-TIME ROSTER BY JERSEY NO.

	Young, Tavon . . . . .	CB	31	Brooks, Terrence . . . . .	S		Waddell, Reggie . . . . .	DB
	Zbikowski, Tom . . . . .	S		Brown, Omar . . . . .	S		Wright, Shareece . . . . .	CB
26	Canady, Maurice . . . . .	CB		Daniel, Robertson . . . . .	DB	36	Booth, Isaac . . . . .	DB
	Cook, Emanuel . . . . .	S		Dorsey, Khalil . . . . .	CB		Clark, Chuck . . . . .	S
	Elam, Matt . . . . .	S		Jones, Rondell . . . . .	S		Dowden, Corey . . . . .	DB
	Fuller, Corey . . . . .	CB/S		Lewis, Jamal . . . . .	RB		Gorrer, Danny . . . . .	CB
	Holmes, Priest . . . . .	RB		Lewis-Harris, Chris . . . . .	CB		Leonhard, Jim . . . . .	S
	Landry, Dawan . . . . .	S		Pollard, Bernard . . . . .	S		McCann, Bryan . . . . .	CB
	Powers, Jerraud . . . . .	CB		Rainey, Bobby . . . . .	RB		Miles, Jeromy . . . . .	S
	Stone, Geno . . . . .	S		Trawick, Brynden . . . . .	S		Sams, B.J. . . . .	DB/RS
	Woodson, Rod . . . . .	CB/S		Washington, Fabian . . . . .	CB		Williams, John . . . . .	CB
27	Dobbins, J.K. . . . .	RB	32	Elliott, DeShon . . . . .	S		Young, Tavon . . . . .	CB
	Jackson, Asa . . . . .	CB/RS		Gash, Sam . . . . .	FB	37	Allen, Javorius . . . . .	RB
	Jones, Cyrus . . . . .	CB/RS		Ihedigbo, James . . . . .	S		Considine, Sean . . . . .	S
	Moore, Stevon . . . . .	S		Lawrence, Matt . . . . .	RB		Fitzhugh, Keith . . . . .	S
	Mouton, Cash . . . . .	CB		Price, Sheldon . . . . .	CB		Gorrer, Danny . . . . .	CB
	Price, Sheldon . . . . .	CB		Rhett, Errict . . . . .	RB		Lake, Carnell . . . . .	S
	Prude, Ronnie . . . . .	CB		Smith, Musa . . . . .	RB		Marshall, Iman . . . . .	CB
	Rice, Ray . . . . .	RB		Weddle, Eric . . . . .	S		McCann, Bryan . . . . .	CB/RS
	Sapp, Gerome . . . . .	S	33	Elam, Matt . . . . .	S		McClain, Le’Ron . . . . .	FB
	West, Terrance . . . . .	RB		Gilchrist, Marcus . . . . .	S		Sanders, Deion . . . . .	CB
	Williams, Darius . . . . .	CB		Green, Justin . . . . .	FB		Thompson, Bennie . . . . .	DB
28	Averett, Anthony . . . . .	CB		Harris, Davontae . . . . .	CB		Waddell, Reggie . . . . .	DB
	Baxter, Gary . . . . .	DB		Hill III, Will . . . . .	S		Wilson, Josh . . . . .	CB
	Berry, Damien . . . . .	RB		Hoard, Leroy . . . . .	RB	38	Ali, Charles . . . . .	FB
	Bethel, Justin . . . . .	CB		Holmes, Priest . . . . .	RB		Anderson, Mike . . . . .	RB
	McAlister, Chris . . . . .	CB		Hughley, Delvin . . . . .	CB		Bonds, Terrell . . . . .	CB
	Richards, Jordan . . . . .	DB		Jackson, Bennett . . . . .	S		Brown, Omar . . . . .	S
	Trawick, Brynden . . . . .	S		McClain, Le’Ron . . . . .	FB		Butler, Robb . . . . .	DB
	West, Terrance . . . . .	RB		McCrae, Tony . . . . .	CB		Draughn, Shaun . . . . .	RB
	Winborne, Jamaine . . . . .	DB		Morris, Byron “Bam” . . . . .	RB		Franks, Dominique . . . . .	CB
	Zbikowski, Tom . . . . .	S		Morrow, Harold . . . . .	FB		Jean-Baptiste, Stanley . . . . .	CB
29	Allen, Terry . . . . .	RB		Thompson, Christian . . . . .	S		Langford, Jeremy . . . . .	RB
	Evans, Charles . . . . .	FB		Waddell, Reggie . . . . .	DB		Langham, Antonio . . . . .	DB
	Forsett, Justin . . . . .	RB	34	Averett, Anthony . . . . .	CB		McKie, Jason . . . . .	FB
	Huff, Michael . . . . .	S		Collins, Alex . . . . .	RB		Melvin, Rashaan . . . . .	CB
	Humphrey, Marlon . . . . .	CB		Graham, Jay . . . . .	RB		Parmeale, Jalen . . . . .	RB
	Jackson, Asa . . . . .	CB		Knight, Tom . . . . .	CB		Rolle, Jumal . . . . .	CB
	Lyons, Lamar . . . . .	DB		Mughelli, Ovie . . . . .	FB		Ross, Aaron . . . . .	CB
	Martin, Derrick . . . . .	CB		Parmeale, Jalen . . . . .	RB		Trapp, James . . . . .	DB
	Taylor, Chester . . . . .	RB		Rainey, Bobby . . . . .	RB		Walls, Raymond . . . . .	CB
	Thomas III, Earl . . . . .	S		Ross, Cory . . . . .	RB	39	Canady, Maurice . . . . .	CB
	Turner, Eric . . . . .	DB		Scott, Bernard . . . . .	RB		Carr, Brandon . . . . .	CB
	Williams, Cary . . . . .	CB		Taliaferro, Lorenzo . . . . .	RB		Davis, Will . . . . .	CB
	Williams, Tramon . . . . .	CB		Williams, John . . . . .	CB		Jacobs, Tramain . . . . .	CB
30	Ayanbadejo, Obafemi . . . . .	FB		Williams, Ricky . . . . .	RB		Johnson, Chris . . . . .	CB
	Daniel, Eugene . . . . .	CB		Williams, Ty’Son . . . . .	RB		Luchey, Nick . . . . .	FB
	Daniels, P.J. . . . .	RB	35	Allen, Anthony . . . . .	RB		Ricard, Alan . . . . .	FB
	Dixon, Kenneth . . . . .	RB		Arrington, Kyle . . . . .	CB		Stone, Daren . . . . .	S
	Magee, Terrence . . . . .	RB		Bailey, Robert . . . . .	DB		Woodhead, Danny . . . . .	RB
	Miller, Prince . . . . .	CB		Boykin, Brandon . . . . .	CB	40	Cotton, Kenyon . . . . .	FB
	Paschal, Marcus . . . . .	S		Edwards, Gus . . . . .	RB		Daniel, Robertson . . . . .	CB
	Pierce, Bernard . . . . .	RB		Gardner, Carwell . . . . .	FB		Edison, Pedro . . . . .	TE
	Robertson, Rob . . . . .	FB		Ivy, Corey . . . . .	CB		Gerard, K.J. . . . .	S
	White, Jamel . . . . .	RB		Love, Clarence . . . . .	DB		Harrison, Malik . . . . .	LB

# ALL-TIME ROSTER BY JERSEY NO.

	Juszczyk, Kyle . . . . .FB	Jones, Edgar . . . . .LB/TE	Gooden, Tavares . . . . .LB
	Ross, Cory . . . . .RB	McClain, Jameel . . . . .LB	Haley, Dennis . . . . .LB
	Vaughn, Cassius . . . . .CB	Onwuasor, Patrick . . . . .LB	Hartwell, Edgerton . . . . .LB
	Whitehead, Jermaine . . . . .CB	Purnell, Lovett . . . . .TE	Jones, Edgar . . . . .OLB
	Young, Kenny . . . . .LB	Queen, Patrick . . . . .LB	Means, Steven . . . . .DE
41	Levine Sr., Anthony . . . . .DB/LB	Scales, Patrick . . . . .LS	Nelson, Jim . . . . .LB
	Staten, Ralph . . . . .S	49 Board, Chris . . . . .LB	Olsavsky, Jerry . . . . .LB
	Walker, Frank . . . . .CB	Bryant, D.J. . . . .OLB	Stills, Gary . . . . .LB
42	Brew, Dorian . . . . .DB	Lockett, Cavellis . . . . .LB	Williams, Tim . . . . .OLB
	Greenwood, Chris . . . . .CB	Williams, Chad . . . . .S	57 Brigance, O.J. . . . .LB
	Huff, Marqueston . . . . .S	50 Alaka, Otaru . . . . .LB	Bynes, Josh . . . . .LB
	Mitchell, Anthony . . . . .DB	Barnes, Antwan . . . . .LB	Kopp, Jeff . . . . .LB
	Neal, Lorenzo . . . . .FB	Goganious, Keith . . . . .LB	Mosley, C.J. . . . .LB
	Norton, Zach . . . . .CB	Jackson, Brad . . . . .LB	Scott, Bart . . . . .LB
	Potts, Roosevelt . . . . .FB	Johnson, Tim . . . . .LB	Welch, Kristian . . . . .LB
	Ricard, Patrick . . . . .FB/DL	Lopez, Nicholas . . . . .LB	Williams, Jerroll . . . . .LB
	Sapp, Gerome . . . . .S	McClellan, Albert . . . . .LB	58 Boulware, Peter . . . . .OLB
43	Adams, Vashone . . . . .S	Polley, Tommy . . . . .LB	Dumervil, Elvis . . . . .OLB
	Hill, Jaylen . . . . .CB	51 Adeoye, Aaron . . . . .OLB	Fort, L.J. . . . .LB
	Hill, Justice . . . . .RB	Ayanbadejo, Brendon . . . . .LB	Freeny, Jonathan . . . . .LB
	Mostert, Raheem . . . . .RB	Brown, Cornell . . . . .LB	Haley, Dennis . . . . .LB
	Nakamura, Haruki . . . . .S	Correa, Kamalei . . . . .LB	Johnson, Steven . . . . .LB
	Poindexter, Anthony . . . . .S	Croel, Mike . . . . .LB	Jones, Alvin . . . . .LB
	Solwold, Mike . . . . .LS	Harris, Bernardo . . . . .LB	McAdoo, Michael . . . . .OLB
	Toussaint, Fitzgerald . . . . .RB	Smith, Daryl . . . . .LB	McCune, Robert . . . . .LB
44	Brookins, Jason . . . . .RB	Smith, Mike . . . . .LB	Phillips, Jason . . . . .LB
	Gaston, Willie . . . . .CB	52 Lewis, Ray . . . . .LB	59 Brown, Arthur . . . . .LB
	Humphrey, Marlon . . . . .CB	53 Bradley, Bam . . . . .LB	Ellerbe, Dannell . . . . .LB
	Juszczyk, Kyle . . . . .FB	Cody, Dan . . . . .LB/DE	Greisen, Nick . . . . .LB
	Leach, Vonta . . . . .FB	Daniels, Dexter . . . . .LB	Louis, Lamar . . . . .LB
	Vinson, Tony . . . . .RB	McClain, Jameel . . . . .LB	Maese, Joe . . . . .LS
	Wilcox, Daniel . . . . .TE	Peters, Tyrell . . . . .LB	Payne, Rod . . . . .C
45	Beyer, Brennen . . . . .OLB	Slaughter, T.J. . . . .LB	Powell, Craig . . . . .LB
	Brightful, Lamont . . . . .RS	Ward, Jihad . . . . .DE	Woodfin, Zac . . . . .LB
	Ferguson, Jaylon . . . . .OLB	Zuttah, Jeremy . . . . .C	60 Brown, Jason . . . . .G/C
	Harris, Corey . . . . .S	54 Bowser, Tyus . . . . .OLB	Crecelius, Randin . . . . .G/T
46	Cox, Morgan . . . . .LS	Burgess, Prescott . . . . .LB	DeVries, Jed . . . . .OL
	Smithson, Fish . . . . .DB	Green, Roderick . . . . .LB	Kooistra, Scott . . . . .OL
	Ward, B.J. . . . .S	Hamilton, Adrian . . . . .OLB	Kublanow, Brandon . . . . .C
47	Brown, Ricky . . . . .LB	James, Robert . . . . .LB	Mitchell, Jeff . . . . .C
	Desir, Pierre . . . . .DB	Johnson, Tim . . . . .LB	Monroe, Eugene . . . . .T
	Demps, Will . . . . .S	McCloud, Tyrus . . . . .LB	Moore, Nick . . . . .LS
	Hunter, Javin . . . . .WR/CB	Orr, Zachary . . . . .LB	61 Bowanko, Luke . . . . .C/G
	Jones, John . . . . .TE	Sutter, Ed . . . . .LB	Elmore, John . . . . .OL
	Kuhn, Scott . . . . .TE	Taylor, Shannon . . . . .LB	Everitt, Steve . . . . .C
	McDermott, Kevin . . . . .LS	Wilkinson, Calvin . . . . .LB	Gibson, Gary . . . . .DT
	Turner, De'Lance . . . . .RB	55 Clark, Sedric . . . . .LB	Grasu, Hroniss . . . . .G
	Williams, Chavis . . . . .OLB	Johnson, J.R. . . . .LB	Jones, Arthur . . . . .DT
	Wilson, Julian . . . . .S	Sharper, Jamie . . . . .LB	Lindsay, Everett . . . . .OL
48	Collins, Ryan . . . . .TE	Suggs, Terrell . . . . .OLB	Prince, R.J. . . . .G/T
	Edison, Pedro . . . . .TE	56 Babin, Jason . . . . .OLB	Rabach, Casey . . . . .C/G
	Ford, Chase . . . . .TE	Bynes, Josh . . . . .LB	Robinson, Kareem . . . . .DE
	Gooden, Tavares . . . . .LB	Caldwell, Mike . . . . .LB	62 Cody, Terrence . . . . .DT
	Hartley, Frank . . . . .TE	Carter, Chris . . . . .OLB	Ducasse, Vladimir . . . . .G
	Johnson, Tim . . . . .LB	Davis, Anthony . . . . .LB	Flynn, Mike . . . . .C



# ALL-TIME ROSTER BY JERSEY NO.

	Goeas, Leo . . . . .	.OL		Bergstrom, Tony . . . . .	.G/T		Reitz, Joe . . . . .	.T
	Hale, David . . . . .	.G/T		Donnal, Andrew . . . . .	.G/T		Vickers, Kipp . . . . .	.OL
	Johnson, Kaleb . . . . .	.G		Ehinger, Parker . . . . .	.G		Wesley, De'Ondre . . . . .	.G/T
63	Cody, Terrence . . . . .	.DT		Fluker, D.J. . . . .	.G	78	Brown, Orlando . . . . .	.T
	Collins, Mike . . . . .	.G		Harewood, Ramon . . . . .	.G/T		Brown Jr., Orlando . . . . .	.T
	Colon, Trystan . . . . .	.C		Houser, Kevin . . . . .	.LS		Fitzpatrick, Larry . . . . .	.DT
	Grasu, Hroniss . . . . .	.G/C		Katula, Matt . . . . .	.LS		Footman, Dan . . . . .	.DL
	Ndukwe, Ikechuku . . . . .	.G		Nugent, Dave . . . . .	.DT		McKinnie, Bryant . . . . .	.T
	Szalay, Thatcher . . . . .	.C		Swayne, Harry . . . . .	.T		Pierce, Michael . . . . .	.DT
	Williams, Bobbie . . . . .	.G		Zielinski, Matt . . . . .	.DT		Terry, Adam . . . . .	.T
	Williams, Wally . . . . .	.OL	71	Ellis, Justin . . . . .	.DT		Williams, Sammy . . . . .	.OL
	Zitelli, Emmett . . . . .	.C		Eluemunor, Jermaine . . . . .	.G/T	79	Anderson, Willie . . . . .	.T
64	Cousins, Oniel . . . . .	.G/T		Folau, Spencer . . . . .	.T		LeVoi, Mark . . . . .	.G/T
	Isaia, Sale . . . . .	.G		Gaither, Jared . . . . .	.T		Moll, Tony . . . . .	.G/T
	Mulitalo, Edwin . . . . .	.G		Wagner, Rick . . . . .	.T		Pashos, Tony . . . . .	.T
	Senat, Greg . . . . .	.T	72	Cook, Damion . . . . .	.T		Reynolds, Micajah . . . . .	.DT
	Urschel, John . . . . .	.G/C		Dafney, Bernard . . . . .	.OL		Stanley, Ronnie . . . . .	.T
65	Cavil, Ben . . . . .	.OL		Ellison, Atiyah . . . . .	.DT		Walker, Casey . . . . .	.DT
	Caylor, Drew . . . . .	.OL		Lewis, Alex . . . . .	.G/T		Webster, Larry . . . . .	.DL
	Chester, Chris . . . . .	.C/G		Mattison, Bryan . . . . .	.DL/OL	80	Bannister, Alex . . . . .	.WR
	Gurode, Andre . . . . .	.G/C		Osemele, Kelechi . . . . .	.G/T		Bishop, Harold . . . . .	.TE
	Mekari, Patrick . . . . .	.G/C		Parker, J'vonne . . . . .	.DT		Boykin, Miles . . . . .	.WR
	Siragusa, Nico . . . . .	.G		Powers, Ben . . . . .	.G		Curtis, Tony . . . . .	.TE
	Thomas, Jason . . . . .	.G		Searcy, Leon . . . . .	.T		Dickson, Ed . . . . .	.TE
66	Anderson, Bennie . . . . .	.OL		Thomas, Benard . . . . .	.DE		Drew, Davon . . . . .	.TE
	Bolling, Nate . . . . .	.DT		Williams, Sammy . . . . .	.OL		Gillmore, Crockett . . . . .	.TE
	Gradkowski, Gino . . . . .	.C	73	Goad, Tim . . . . .	.DT		Hymes, Randy . . . . .	.WR
	Grubbs, Ben . . . . .	.G		Gregg, Kelly . . . . .	.DT		Purnell, Lovett . . . . .	.TE
	Hellestrae, Dale . . . . .	.LS		Yanda, Marshal . . . . .	.G/T		Sanders, Frank . . . . .	.WR
	Holden, Will . . . . .	.G	74	Atkins, James . . . . .	.OL		Savoy, Phil . . . . .	.WR
	Hudson, John . . . . .	.LS		Bobo, Orlando . . . . .	.OL		Stokley, Brandon . . . . .	.WR
	Jensen, Ryan . . . . .	.G/C		Hurst, James . . . . .	.G/T		Vickers, Lee . . . . .	.TE
	Jones, Tony . . . . .	.T		Kracalik, Mike . . . . .	.T		Williams, Calvin . . . . .	.WR
67	Boren, Justin . . . . .	.G/C		Oher, Michael . . . . .	.T		Yarborough, Ryan . . . . .	.WR
	Bredeson, Ben . . . . .	.G		Phillips, Tyre . . . . .	.G/T	81	Boldin, Anquan . . . . .	.WR
	Guy, Lawrence . . . . .	.DE		Webster, Larry . . . . .	.DT		Clay, Kaelin . . . . .	.WR
	Hernandez, Adam . . . . .	.OL		Williams, Larry . . . . .	.DT		Coates, Ben . . . . .	.TE
	Lewis-Moore, Kapron . . . . .	.DE	75	Ogden, Jonathan . . . . .	.T		Daniels, Owen . . . . .	.TE
	Nembot, Stephane . . . . .	.T	76	Bernstein, Alex . . . . .	.OL		Darling, Devard . . . . .	.WR
	Neujahr, Quentin . . . . .	.C		Gordon, Amon . . . . .	.DT		Escobar, Gavin . . . . .	.TE
	Rackley, Will . . . . .	.G		Hale, David . . . . .	.G/T		Hambrick, Kenyon . . . . .	.WR
	Sanders, Daniel . . . . .	.G/C		Johnson, Jarret . . . . .	.OLB		Hurst, Hayden . . . . .	.TE
68	Bilukidi, Christo . . . . .	.DT		Powell, Carl . . . . .	.DE		Hymes, Randy . . . . .	.WR
	McKinney, Brandon . . . . .	.DT		Reid, Jah . . . . .	.G/T		Jackson, Michael . . . . .	.WR
	Shiple, A.Q. . . . .	.G/C		Robinson, Kareem . . . . .	.DE		Moore, Clarence . . . . .	.WR
	Skura, Matt . . . . .	.C/G		Rodgers, Jake . . . . .	.T		Pierce, Aaron . . . . .	.TE
	Vincent, Keydrick . . . . .	.G		Shakir, Maurquice . . . . .	.G		Reynolds, Keenan . . . . .	.WR/RS
69	Blackshear, Jeff . . . . .	.G		Smith, Andre . . . . .	.T		Smith, Marcus . . . . .	.WR
	Crawford, Aaron . . . . .	.DT		Williams, Erik . . . . .	.OL		Worthy, Cam . . . . .	.WR
	Franklin, Aubrayo . . . . .	.DT	77	Birk, Matt . . . . .	.C	82	Alexander, Derrick . . . . .	.WR
	Henry, Willie . . . . .	.DT		Bozeman, Bradley . . . . .	.G/C		Boyle, Nick . . . . .	.TE
	Rimpf, Brian . . . . .	.G		Brooks, Ethan . . . . .	.T		Harper, Justin . . . . .	.WR
	Rodgers, Stefan . . . . .	.T		Brown, Orlando . . . . .	.T		Jones, Terry . . . . .	.TE
	Slaughter, Chad . . . . .	.T		Howard, Austin . . . . .	.T		LeBel, Harper . . . . .	.TE
70	Arvie, Herman . . . . .	.OL		Jensen, Ryan . . . . .	.OL		Nordin, Jake . . . . .	.TE





# ALL-TIME ROSTER BY JERSEY NO.

	Sanders, Frank . . . . . WR	Ismail, Qadry . . . . . WR	Tyson, DeAngelo . . . . . DE
	Sharpe, Shannon . . . . . TE	Ogden, Jeff . . . . . WR	Washington, Keith . . . . . DE
	Smith, L.J. . . . . TE	Robinson, Marcus . . . . . WR	Wormley, Chris . . . . . DE
	Smith, Torrey . . . . . WR	Singleton, Nate . . . . . WR	94 Bannan, Justin . . . . . DT
	Wainwright, Frank . . . . . TE	Turner, Floyd . . . . . WR	Davis, Carl . . . . . DT
	Watson, Benjamin . . . . . TE	Williams, Demetrius . . . . . WR	Douglas, Marques . . . . . DL
	Willson, Luke . . . . . TE	Williams, Maxx . . . . . TE	Frederick, Mike . . . . . DL
83	Brown, Daniel . . . . . WR/TE	Wilson, Kris . . . . . TE	Kindle, Sergio . . . . . OLB
	Dickson, Ed . . . . . TE	88 Armour, Justin . . . . . WR	Mack, Daylon . . . . . DT
	Drew, Davon . . . . . TE	Breeland, Jake . . . . . TE	Simon, John . . . . . OLB
	Evans, Lee . . . . . WR	Bryant, Dez . . . . . WR	Zielinski, Matt . . . . . DT
	Johnson, Patrick . . . . . WR	Jones, John . . . . . TE	95 Adams, Sam . . . . . DT
	Johnson, Ron . . . . . WR	Kinchen, Brian . . . . . TE	Frase, Paul . . . . . DE
	Snead IV, Willie . . . . . WR/RS	Mayle, Vince . . . . . TE/WR	Green, Howard . . . . . DT
	Roe, James . . . . . WR	Montgomery, Ty . . . . . RB/WR	Hall, Bryan . . . . . DT
	Thompson, Deonte . . . . . WR/RS	Pitta, Dennis . . . . . TE	Hamilton, Adrian . . . . . OLB
	Wilcox, Daniel . . . . . TE	Smith, Trent . . . . . TE	Johnson, Jarret . . . . . OLB
84	Culkin, Sean . . . . . TE	Sypniewski, Quinn . . . . . TE	Lewis-Moore, Kapron . . . . . DE
	Dickson, Ed . . . . . TE	Turner, Floyd . . . . . WR	Nugent, Dave . . . . . DE
	Grant, Janarion . . . . . WR/RS	Wainwright, Frank . . . . . TE	Salave'a, Joe . . . . . DT
	Houshmandzadeh, T.J. . . . . WR	89 Andrews, Mark . . . . . TE	Sieler, Zach . . . . . DT
	Hunter, Javin . . . . . WR/CB	Bishop, Harold . . . . . TE	Ward, Chris . . . . . DL
	Jones, Edgar . . . . . LB/TE	Clayton, Mark . . . . . WR	Wolfe, Derek . . . . . DE
	Lewis, Jermaine . . . . . WR/KR	Ofodile, A.J. . . . . TE	96 Divens, Lamar . . . . . DT
	Matthews, Chris . . . . . WR	Smith Sr., Steve . . . . . WR	Kemoeatu, Ma'ake . . . . . NT
	Moore, Clarence . . . . . WR	Taylor, Travis . . . . . WR	Peko Sr., Domata . . . . . DE
	Purnell, Lovett . . . . . TE	Williams, Calvin . . . . . WR	Smith, Fernando . . . . . DE
	Savoy, Phil . . . . . WR	90 Brown, Cornell . . . . . LB	Spears, Marcus . . . . . DE
	Supernaw, Phillip . . . . . TE	Burnett, Rob . . . . . DE	Thomas, Adalius . . . . . DE/LB
	Waller, Darren . . . . . WR/TE	McPhee, Pernell . . . . . OLB	Urban, Brent . . . . . DE
	Wesley, Antoine . . . . . WR	Pryce, Trevor . . . . . DE	Washington, Broderick . . . . . DT
	Williams, Calvin . . . . . WR	Smith, Za'Darius . . . . . OLB	97 Frase, Paul . . . . . DE
	Wynn, Milton . . . . . WR	91 Dalton, Lionel . . . . . DT	Gregg, Kelly . . . . . DT
	Yarborough, Ryan . . . . . WR	Douglas, Marques . . . . . DT	Jernigan, Timmy . . . . . DT
85	Burrough, Jonathan . . . . . TE	Fortune, Elliott . . . . . DL	Jones, Arthur . . . . . DE
	DeLong, Greg . . . . . HB	Franklin, Aubrayo . . . . . DT	Jones, James . . . . . DL
	Ethridge, Ray . . . . . WR	Jones, Edgar . . . . . TE/LB	Missouri, Dwayne . . . . . DE
	Gordon, Richard . . . . . TE	Judon, Matthew . . . . . OLB	Pierce, Michael . . . . . DT
	Green, Eric . . . . . TE	McKinney, Brandon . . . . . DT	Rivers, Chauncey . . . . . OLB
	Johnson, Kevin . . . . . WR	Ngakoue, Yannick . . . . . DE	98 McBean, Ryan . . . . . DT
	Johnson, Patrick . . . . . WR	Parker, Riddick . . . . . DE	Pleasant, Anthony . . . . . DE
	Jones, John . . . . . TE	Upshaw, Courtney . . . . . OLB	Siragusa, Tony . . . . . DT
	Mason, Derrick . . . . . WR	92 Chase, Martin . . . . . DT	Talavou, Kelly . . . . . DT
	Reisner, Allen . . . . . TE	Kamalu, Ufomba . . . . . DE	Weaver, Anthony . . . . . DE
	Tomlinson, Eric . . . . . TE	Kaufusi, Bronson . . . . . DE	Williams, Brandon . . . . . DT
86	Bajema, Billy . . . . . TE	Lyle, Rick . . . . . DL	99 Canty, Chris . . . . . DE
	Boyle, Nick . . . . . TE	Madubuike, Justin . . . . . DT	Jernigan, Timmy . . . . . DT
	Davis, Billy . . . . . WR	Ngata, Haloti . . . . . DT	Judon, Matthew . . . . . OLB
	DeLong, Greg . . . . . HB	Taylor, Leland . . . . . DL	Kruger, Paul . . . . . OLB/DE
	Ethridge, Ray . . . . . WR	Thompson, Zach . . . . . OLB	McCrary, Michael . . . . . DE
	Green, Eric . . . . . TE	93 Campbell, Calais . . . . . DE	
	Heap, Todd . . . . . TE	Edwards, Dwan . . . . . DE	
	Reuland, Konrad . . . . . TE	Guy, Lawrence . . . . . DE	
87	Clark, Dallas . . . . . TE	Redding, Cory . . . . . DE	
	Dinkins, Darnell . . . . . TE	Sears, Corey . . . . . DL	

# ALL-TIME DRAFTS

## 1996

Rd.	Pk.	Pos.	Player	College
1a	4	G/T	Jonathan Ogden	UCLA
1b	26	LB	Ray Lewis	Miami
2b	55	CB	DeRon Jenkins	Tennessee
5b	153	WR	Jermaine Lewis	Maryland
6a	172	LB	Dexter Daniels	Florida
6b	186	WR	James Roe	Norfolk State
7b	238	QB	Jon Stark	Trinity Intl.

Obtained second 1st-round choice (26) from SF along with 49ers 1995 1st-, 3rd- and 4th- (from KC) round picks for Cle. 1995 1st-round pick (obtained from Atl. for RB Eric Metcalf and Cle. original 1995 1st-round pick). First 2nd-round choice (35) was traded to TB for TE Harold Bishop. Obtained second 2nd-round choice (55) from Den. for 1996 3rd-, 4th- and 7th-round picks. First 5th-round choice (136) was traded to NO for DB Reginald Jones. Obtained second 5th-round pick (153) from Atl. for G Gene Williams. Third 5th-round choice (157) obtained from Phi. to Dal. for 1997 4th-round pick. Obtained second 6th-round choice (186) from Jax. (supplemental) along with Jaguars 1995 5th-round pick for Cle. 1995 4th-round pick. Obtained second 7th-round choice (238) from Phi. for DL Ronnie Dixon.

## 1997

Rd.	Pk.	Pos.	Player	College
1	4	LB	Peter Boulware	Florida State
2a	34	LB	Jamie Sharper	Virginia
2b	58	S	Kim Herring	Penn State
3	64	RB	Jay Graham	Tennessee
4b	118	LB	Tyrus McCloud	Louisville
5	134	C	Jeff Mitchell	Florida
6a	167	FB	Steve Lee	Indiana
6b	194	LB	Cornell Brown*	Virginia Tech
7a	205	DE	Chris Ward	Kentucky
7b	234	QB	Wally Richardson*	Penn State
7c	236	S	Ralph Staten*	Alabama
7d	238	DT	Leland Taylor*	Louisville

Obtained second 2nd-round choice (58) from Den. for T Tony Jones. First 4th-round choice (100) was traded to Atl. through Sea. for G Jeff Blakeshear. Obtained second 4th-round pick from Dal. for 1996 5th-round pick (obtained from Phi.).

## 1998

Rd.	Pk.	Pos.	Player	College
1	10	CB	Duane Starks	Miami
2	42	WR	Patrick Johnson	Oregon
5a	124	DT	Martin Chase	Oklahoma
5b	133	S	Ryan Sutter	Colorado
6a	154	LB	Ron Rogers	Georgia Tech
6b	164	T	Sammy Williams	Oklahoma
7b	241	TE	Cam Quayle*	Weber State

Traded 3rd-round choice (71) along with 1998 4th-round pick (93) to Ind. for QB Jim Harbaugh and Colts 1998 4th-round pick. Traded first 4th-round choice (from Ind.) to Ind. for 1998 4th-, 5th- and 6th-round picks. Traded second 4th-round pick (104) to TB for 1999 3rd-round pick. Traded first 7th-round choice (199) to Atl. through Pit. for OL Bernard Dafney.

### \* Compensatory Pick

## 1999

Rd.	Pk.	Pos.	Player	College
1	10	CB	Chris McAlister	Arizona
4a	105	WR	Brandon Stokley	SW Louisiana
4b	129	G	Edwin Mulitalo*	Arizona
7	216	S	Anthony Poindexter	Virginia

Traded 2nd-round choice (42) to Atl. for Atl. 2000 1st-round pick. Traded 3rd-round pick (72) to Det. along with cond. 2000 5th-round pick for QB Scott Mitchell. Traded 5th-round choice (145) to STL along with 2000 7th-round pick for QB Tony Banks. Traded first 6th-round choice (180) to NE for TE Lovett Purnell. Traded second 6th-round choice (185, from Ind.) to Min. for OL Everett Lindsay.

## 2000

Rd.	Pk.	Pos.	Player	College
1a	5	RB	Jamal Lewis	Tennessee
1b	10	WR	Travis Taylor	Florida
3	75	QB	Chris Redman	Louisville
5	148	OL	Richard Mercier	Miami
6a	186	DE	Adalius Thomas	So. Mississippi
6b	191	DT	Cedric Woodard	Texas

Acquired first 1st-round pick (5) from Atl. for a 1999 2nd-round choice.

## 2001

Rd.	Pk.	Pos.	Player	College
1	31	TE	Todd Heap	Arizona State
2	62	DB	Gary Baxter	Baylor
3	92	C/G	Casey Rabach	Wisconsin
4	126	LB	Edgerton Hartwell	W. Illinois
5	161	RB	Chris Barnes	New Mexico St.
6	194	LS	Joe Maese	New Mexico
7	231	DE	Dwayne Missouri	Northwestern

## 2002

Rd.	Pk.	Pos.	Player	College
1	24	S	Ed Reed	Miami
2	52	DE	Anthony Weaver	Notre Dame
4a	112	P	Dave Zastudil	Ohio
4b	123	WR	Ron Johnson	Minnesota
5	155	TE	Terry Jones	Alabama
6a	195	DB	Lamont Brightful	E. Washington
6b	206	WR	Javin Hunter*	Notre Dame
6c	207	RB	Chester Taylor*	Toledo
6d	209	S	Chad Williams*	So. Mississippi
7	236	QB	Wes Pate	Stephen F. Austin

Traded 3rd-round choice (96) to Den. for 4th- (112) and 5th-round (155) picks (Bal. traded its 5th [159] to Was. to draft Weaver).



# ALL-TIME DRAFTS

## 2003

Rd.	Pk.	Pos.	Player	College
1a	10	LB	Terrell Suggs	Arizona State
1b	19	QB	Kyle Boller	California
3	77	RB	Musa Smith	Georgia
4a	109	LB	Jarret Johnson	Alabama
4b	134	FB	Ovie Mughelli*	Wake Forest
5a	146	DT	Aubrayo Franklin	Tennessee
5b	173	T	Tony Pashos*	Illinois
6	182	S	Gerome Sapp	Notre Dame
7a	223	TE	Trent Smith	Oklahoma
7b	250	C	Mike Mabry*	Central Florida
7c	258	S	Antwoine Sanders*	Utah

Traded 2nd-round choice (41) to NE with 2004 1st-round pick for NE's 1st-round pick (19/Boller).

## 2004

Rd.	Pk.	Pos.	Player	College
2	51	DT	Dwan Edwards	Oregon State
3	82	WR	Devard Darling	Washington St.
5	153	OLB	Roderick Green	Gen. Missouri St.
6a	187	QB	Josh Harris	Bowling Green
6b	199	WR	Clarence Moore*	N. Arizona
7a	244	WR	Derek Abney*	Kentucky
7b	246	G	Brian Rimpf*	East Carolina

Traded 1st-round pick to NE for Pats' 2003 1st-round selection (19) to draft QB Kyle Boller. Traded 4th-round pick (120) to Jax. for WR Kevin Johnson.

## 2005

Rd.	Pk.	Pos.	Player	College
1	22	WR	Mark Clayton	Oklahoma
2a	53	OLB	Dan Cody	Oklahoma
2b	64	T	Adam Terry	Syracuse
4	124	G/C	Jason Brown	North Carolina
5	158	FB	Justin Green	Montana
6	213	QB	Derek Anderson*	Oregon State
7	234	LB	Mike Smith	Texas Tech

Obtained second 2nd-round choice (64) from NE in exchange for Ravens 3rd- (84) and 6th-round (195) picks in 2005 and a 3rd-round selection in 2006.

## 2006

Rd.	Pk.	Pos.	Player	College
1	12	DT	Haloti Ngata	Oregon
2	56	C/G	Chris Chester	Oklahoma
3	87	CB	David Pittman	NW State
4a	111	WR	Demetrius Williams	Oregon
4b	132	RB	P.J. Daniels*	Georgia Tech
5a	146	S	Dawan Landry	Georgia Tech
5b	166	TE	Quinn Sypniewski*	Colorado
6a	203	P	Sam Koch*	Nebraska
6b	208	CB	Derrick Martin*	Wyoming
7	219	LB/DE	Ryan LaCasse	Syracuse

Obtained 1st-round choice (12) from Cle. for Baltimore's 1st-round (13) and 6th-round (181) picks. Obtained 2nd-round (56) and 3rd-round (87) choices from the N.Y. Giants for the Ravens' 2nd-round pick (44).

## 2007

Rd.	Pk.	Pos.	Player	College
1	29	G	Ben Grubbs	Auburn
3a	74	WR	Yamon Figurs	Kansas State
3b	86	G/T	Marshal Yanda	Iowa
4a	134	OLB	Antwan Barnes*	Florida Intl.
4b	137	FB	Le'Ron McClain*	Alabama
5	174	QB	Troy Smith*	Ohio State
6	207	ILB	Prescott Burgess*	Michigan

Obtained first 3rd-round pick (74) and a 4th-round choice (101) from Det. for the Ravens' 2nd-round (61) pick. Acquired second 3rd-round choice (86) from Jax. for 4th-round (101), 5th-round (166) and 6th-round (203) picks.

## 2008

Rd.	Pk.	Pos.	Player	College
1	18	QB	Joe Flacco	Delaware
2	55	RB	Ray Rice	Rutgers
3a	71	ILB	Tavares Gooden	Miami
3b	86	S	Tom Zbikowski	Notre Dame
3c	99	T	Oniel Cousins*	UTEP
4a	106	WR	Marcus Smith	New Mexico
4b	133	G/T	David Hale*	Weber State
6	206	S	Haruki Nakamura*	Cincinnati
7a	215	WR	Justin Harper	Virginia Tech
7b	240	RB	Allen Patrick*	Oklahoma

Obtained 1st-round (18) choice from Houston for the Ravens' 1st-round (26) and 3rd-round (89) picks that Baltimore received from Jacksonville, plus the Ravens' 6th-round (173) choice. Baltimore began the day with the 8th-overall pick and traded it to Jacksonville for the Jaguars' 1st-round (26), both 3rd-round (71 and 89) and 4th-round (125) selections. Obtained 2nd-round (55) choice from Seattle for the Ravens' 2nd-round (38) pick. Acquired second 3rd-round (86) choice, along with 2nd-round pick (Rice, 55) from Seattle for the Ravens' 2nd-round (38) pick. Traded 4th-round (125) choice to Oakland for CB Fabian Washington.

Note: In 2007, the Ravens used a 5th-round pick in the July Supplemental Draft to tab T Jared Gaither.

## 2009

Rd.	Pk.	Pos.	Player	College
1	23	T	Michael Oher	Mississippi
2	57	LB/DE	Paul Kruger	Utah
3	88	DB	Lardarius Webb	Nicholls State
5a	137	LB	Jason Phillips	TCU
5b	149	TE	Davon Drew	East Carolina
6	185	RB	Cedric Peerman	Virginia

Obtained 1st-round choice (23) from NE for the Ravens' 1st-round (26) and 5th-round (162) picks. Acquired two 5th-round choices (137 and 141) from NE for the Ravens' 4th-round (123) pick. Obtained 5th-round (149) and 6th-round (185) choices from Denver for the 5th-round (141) pick.

\* **Compensatory Pick**



# ALL-TIME DRAFTS

## 2010

Rd.	Pk.	Pos.	Player	College
2a	43	LB	Sergio Kindle	Texas
2b	57	DT	Terrence Cody	Alabama
3	70	TE	Ed Dickson	Oregon
4	114	TE	Dennis Pitta	BYU
5a	156	WR	David Reed	Utah
5b	157	DT	Arthur Jones	Syracuse
6	194	T	Ramon Harewood	Morehouse

Acquired first 2nd-round (43), 3rd-round (70) and 4th-round (114) choices from Den. for the Ravens' 1st-round (25) pick. Traded original 3rd-round (88) and 4th-round (123) choices to Ari. for WR Anquan Boldin and a 5th-round pick (157).

## 2011

Rd.	Pk.	Pos.	Player	College
1	27	CB	Jimmy Smith	Colorado
2	58	WR	Torrey Smith	Maryland
3	85	T	Jah Reid	Central Florida
4	123	WR	Tandon Doss	Indiana
5a	164	CB	Chykie Brown*	Texas
5b	165	DE	Pernell McPhee*	Mississippi St.
6	180	QB	Tyrod Taylor	Virginia Tech
7	225	RB	Anthony Allen	Georgia Tech

Traded 3rd-round pick (90) and a 6th-round pick (191) to Phi. in exchange for Eagles' 85th selection to acquire Reid.

## 2012

Rd.	Pk.	Pos.	Player	College
2a	35	OLB	Courtney Upshaw	Alabama
2b	60	G/T	Kelechi Osemele	Iowa State
3	84	RB	Bernard Pierce	Temple
4a	98	G/C	Gino Gradkowski	Delaware
4b	130	S	Christian Thompson*	South Carolina St.
5	169	CB/RS	Asa Jackson*	Cal Poly
6	198	WR	Tommy Streeter	Miami
7	236	DE	DeAngelo Tyson	Georgia

Obtained 2nd-round pick (35) and 4th-round choice (98) in a trade with Min. in exchange for the Ravens' 1st-round (29) selection. Obtained the 84th-overall pick in a trade with Atl. for the Ravens' 3rd-round (91) and 5th-round (164) selections.

## 2013

Rd.	Pk.	Pos.	Player	College
1	32	S	Matt Elam	Florida
2	56	LB	Arthur Brown	Kansas State
3	94	DT	Brandon Williams	Missouri Southern St.
4a	129	OLB	John Simon	Ohio State
4b	130	FB	Kyle Juszczyk*	Harvard
5	168	G/T	Rick Wagner*	Wisconsin
6a	200	DE	Kapron Lewis-Moore	Notre Dame
6b	203	C	Ryan Jensen*	Colorado St.-Pueblo
7a	238	WR	Aaron Mellette	Elon
7b	247	CB	Marc Anthony*	California

Obtained 56th pick in a trade with Seattle for the Ravens' 2nd-round pick (62nd), 5th-round choice (165th) and 6th-round selection (199th).

## 2014

Rd.	Pk.	Pos.	Player	College
1	17	LB	C.J. Mosley	Alabama
2	48	DT	Timmy Jernigan	Florida State
3a	79	S	Terrence Brooks	Florida State
3b	99	TE	Crockett Gillmore*	Colorado State
4a	134	DE	Brent Urban*	Virginia
4b	138	RB	Lorenzo Taliaferro*	Coastal Carolina
5	175	G/C	John Urschel*	Penn State
6	194	QB	Keith Wenning	Ball State
7	218	WR/RS	Michael Campanaro	Wake Forest

Acquired 218th pick from Cle. in exchange for a 2015 draft choice.

## 2015

Rd.	Pk.	Pos.	Player	College
1	26	WR	Breshad Perriman	Central Florida
2	55	TE	Maxx Williams	Minnesota
3	90	DT	Carl Davis	Iowa
4a	122	OLB	Za'Darius Smith	Kentucky
4b	125	RB	Javorius "Buck" Allen	Southern Cal
4c	136	CB	Tray Walker*	Texas Southern
5a	171	TE	Nick Boyle*	Delaware
5b	176	G	Robert Myers*	Tennessee State
6	204	WR	Darren Waller	Georgia Tech

Acquired 55th choice from Arizona in exchange for the Ravens' 58th (second round) and 158th (fifth round) picks.

## 2016

Rd.	Pk.	Pos.	Player	College
1	6	T	Ronnie Stanley	Notre Dame
2	42	OLB	Kamalei Correa	Boise State
3	70	DE	Bronson Kaufusi	Brigham Young
4a	104	CB	Tavon Young	Temple
4b	107	WR	Chris Moore	Cincinnati
4c	130	G/T	Alex Lewis	Nebraska
4d	132	DT	Willie Henry*	Michigan
4e	134	RB	Kenneth Dixon*	Louisiana Tech
5	146	OLB	Matthew Judon	Grand Valley State
6a	182	WR/RS	Keenan Reynolds	Navy
6b	209	CB	Maurice Canady*	Virginia

Ravens traded the 36th-overall choice to Jacksonville in exchange for the draft's 38th pick and a fifth-round pick (146th overall). Traded the 38th pick to Miami in exchange for the 42nd-overall pick and a fourth-round pick (107th overall).

## 2017

Rd.	Pk.	Pos.	Player	College
1	16	CB	Marlon Humphrey	Alabama
2	47	OLB	Tyus Bowser	Houston
3	74	DE	Chris Wormley	Michigan
3	78	OLB	Tim Williams	Alabama
4	122	G	Nico Siragusa	San Diego State
5	159	G/T	Jermaine Eluemunor	Texas A&M
6	186	S	Chuck Clark	Virginia Tech

\* Compensatory Pick

# ALL-TIME DRAFTS

2018				
Rd.	Pk.	Pos.	Player	College
1a	25	TE	Hayden Hurst	South Carolina
1b	32	QB	Lamar Jackson	Louisville
3a	83	T	Orlando Brown Jr.	Oklahoma
3b	86	TE	Mark Andrews	Oklahoma
4a	118	CB	Anthony Averett	Alabama
4b	122	LB	Kenny Young	UCLA
4c	132	WR	Jaleel Scott	New Mexico State
5	162	WR	Jordan Lasley	UCLA
6a	190	S	DeShon Elliott	Texas
6b	212	T	Greg Senat	Wagner
6c	215	C	Bradley Bozeman*	Alabama
7	238	DT	Zach Sieler	Ferris State

Ravens traded the 16th-overall pick (first round) and their fifth-round selection (154 overall) to the Bills for the 22nd pick in the first round and 65th-overall pick (third round). Baltimore traded the 22nd-overall selection and the 215th pick (sixth round) to Tennessee in exchange for the 25th-overall selection (used on Hayden Hurst) and the 125th pick (fourth round). Ravens traded picks in the second (52nd) and fourth (118th) rounds, as well as their 2019 second-round pick, to Philadelphia for the No. 32 overall pick (used on Lamar Jackson) and the Eagles' 2018 fourth-round pick (132nd). Ravens traded the 75th-overall pick to Kansas City in exchange for the 86th and 122nd picks. Baltimore traded the 152nd pick to Tennessee for the 162nd and 215th picks. Ravens traded the 65th pick to Oakland in exchange for the 75th-, 152nd- and 212th-overall selections. Traded the 152nd pick to Tennessee for the 162nd- and 215th-overall selections.

2019				
Rd.	Pk.	Pos.	Player	College
1	25	WR	Marquise Brown	Oklahoma
3a	85	OLB	Jaylon Ferguson	Louisiana Tech
3b	93	WR	Miles Boykin	Notre Dame
4a	113	RB	Justice Hill	Oklahoma St.
4b	123	G	Ben Powers	Oklahoma
4c	127	CB	Iman Marshall	Southern Cal
5	160	DT	Daylon Mack	Texas A&M
6	197	QB	Trace McSorley	Penn State

Ravens traded the 22nd-overall pick to Philadelphia in exchange for the 25th, 127th (fourth round) and 197th (sixth round) picks. Traded picks 102 (third round), 191 (sixth round) and 193 (sixth round) to Minnesota in exchange for the 93rd-overall selection.

2020				
Rd.	Pk.	Pos.	Player	College
1	28	LB	Patrick Queen	LSU
2	55	RB	J.K. Dobbins	Ohio State
3a	71	DL	Justin Madubuike	Texas A&M
3b	92	WR	Devin Duvernay	Texas
3c	98	LB	Malik Harrison	Ohio State
3d	106	G	Tyre Phillips*	Mississippi State
4	143	G	Ben Bredeson*	Michigan
5	170	DL	Broderick Washington	Texas Tech
6	201	WR	James Proche	SMU
7	219	S	Geno Stone	Iowa

Ravens traded their 60th-overall (second round) and 129th-overall (fourth round) picks to New England in exchange for the 71st and 98th (third round) picks. Baltimore traded its 225th-overall pick and a 2021 fifth-round pick to Minnesota in exchange for the 201st and 219th (seventh round) picks.

2021				
Rd.	Pk.	Pos.	Player	College
1a	27	WR	Rashod Bateman	Minnesota
1b	31	OLB	Odafe Oweh	Penn State
3a	94	G	Ben Cleveland	Georgia
3b	104	CB	Brandon Stephens*	Southern Methodist
4	131	WR	Tylan Wallace	Oklahoma State
5a	160	CB	Shaun Wade	Ohio State
5b	171	OLB	Daelin Hayes	Notre Dame
5c	184	TE	Ben Mason*	Michigan

Ravens traded their 136th (fourth round) & 210th (sixth round) picks to Arizona in exchange for the 160th pick and a 2022 fourth-round pick.

\* Compensatory Pick

## MOST RAVENS DRAFT PICKS [BY SCHOOL]

Alabama 11, Arizona 2, Arizona State 2, Auburn 1, Ball State 1, Baylor 1, Boise State 1, Bowling Green 1, BYU 2, California 2, Cal Poly 1, Central Florida 3, Central Missouri State 1, Cincinnati 2, Coastal Carolina 1, Colorado 3, Colorado State 1, Colorado State - Pueblo 1, Delaware 3, East Carolina 2, Eastern Washington 1, Elon 1, Ferris State 1, Florida 4, Florida International 1, Florida State 3, Georgia 3, Georgia Tech 5, Grand Valley State 1, Harvard 1, Houston 1, Illinois 1, Indiana 2, Iowa 3, Iowa State 1, Kansas State 2, Kentucky 3, Louisiana Tech 2, Louisville 4, LSU 1, Maryland 3, Miami (FL) 6, Michigan 5, Minnesota 3, Mississippi 1, Mississippi State 2, Missouri Southern State 1, Montana 1, Morehouse 1, Navy 1, Nebraska 2, New Mexico 2, New Mexico State 2, Nicholls State 1, Norfolk State 1, North Carolina 1, Northern Arizona 1, Northwestern 1, Northwestern State 1, Notre Dame 8, Ohio State 5, Ohio University 1, Oklahoma 11, Oklahoma State 2, Oregon 4, Oregon State 2, Penn State 5, Rutgers 1, San Diego State 1, South Carolina 1, South Carolina State 1, Southern California 2, Southern Methodist 2, Southern Mississippi 2, Southwest Louisiana 1, Stephen F. Austin 1, Syracuse 3, Temple 2, Tennessee 4, Tennessee State 1, Texas 5, Texas A&M 3, Texas Christian 1, Texas Southern 1, Texas Tech 2, Toledo 1, Trinity International 1, UCLA 3, Utah 3, UTEP 1, Virginia 5, Virginia Tech 4, Wagner 1, Wake Forest 2, Washington State 1, Weber State 2, Western Illinois 1, Wisconsin 2, Wyoming 1

**Schools/Draft Fast Fact:** Alabama (11) and Oklahoma (11) have produced the most Ravens' draft picks.

# RAVENS ATTENDANCE & SHUTOUTS

## ALL-TIME ATTENDANCE FIGURES

Year	Home Attend.	Home Average	Road Attend.	Road Average	Preseason Attend.	Playoffs Attend.	Total Attend.	Average
1996	471,665	58,958	434,075	54,259	217,533	—	1,123,273	56,164
1997	475,236	59,404	465,680	58,210	189,179	—	1,130,095	56,505
1998	549,531	68,691	434,548	54,318	228,568	—	1,212,647	60,632
1999	547,127	68,391	458,844	57,356	214,734	—	1,220,705	61,035
2000	551,695	68,961	510,678	63,834	281,125	272,870	1,616,368	67,349
2001	554,991	69,374	508,251	63,531	209,222	136,227	1,408,691	67,080
2002	554,724	69,341	519,740	64,925	270,117	—	1,344,581	67,229
2003	556,634	69,579	450,295	56,287	275,416	69,452	1,351,797	64,371
2004	558,594	69,824	564,694	70,586	281,567	—	1,404,855	70,243
2005	563,076	70,385	533,939	66,742	251,796	—	1,348,811	67,441
2006	566,547	70,818	558,640	69,830	264,087	71,162	1,460,436	69,545
2007	569,226	71,153	542,974	67,872	273,271	—	1,385,471	69,274
2008	570,152	71,269	545,313	68,164	270,352	208,733	1,594,550	69,328
2009	568,660	71,083	505,417	63,177	278,713	136,291	1,489,081	67,686
2010	569,817	71,227	553,619	69,202	256,642	137,069	1,517,147	68,961
2011	569,792	71,224	514,110	64,264	277,681	140,303	1,501,886	68,268
2012	570,229	71,279	539,175	67,397	262,889	287,891	1,660,184	69,174
2013	569,084	71,136	536,938	67,117	242,044	—	1,348,066	67,403
2014	568,353	71,044	527,776	65,972	292,033	131,536	1,519,698	69,077
2015	568,018	71,002	515,901	64,488	278,422	—	1,362,341	68,117
2016	568,823	71,103	565,310	70,664	279,483	—	1,413,616	70,681
2017	564,709	70,589	523,347	65,418	278,259	—	1,366,315	68,316
2018	563,451	70,431	489,932	61,242	280,695	70,432	1,404,510	63,841
2019	565,020	70,628	526,343	65,793	243,499	71,254	1,406,116	66,958
2020**	4,345	543	40,173	5,022	—	20,801	65,319	3,629
<b>Total</b>	<b>13,339,499</b>	<b>69,454^</b>	<b>12,365,712</b>	<b>64,194^</b>	<b>6,197,327</b>	<b>1,754,021</b>	<b>33,656,559</b>	<b>66,782^</b>
# of Games	200	—	200	—	96*	27	521	

\*\*Reduced capacities due to COVID-19 pandemic

^Total Averages do not include the limited capacity for 2020 season

\*8/13/01 @ Philadelphia cancelled: field conditions

## RAVENS ALL-TIME SHUTOUTS

DATE	OPPONENT	SCORE	YARDS ALLOWED	SACKS/YDS	INTs/YDS	LEADING TACKLER
12/26/99	Cincinnati Bengals	22-0	280	7/39	2/53	Ray Lewis (11)
09/03/00	@ Pittsburgh Steelers	16-0	229	1/6	0/0	Ray Lewis (7)
09/24/00	Cincinnati Bengals	37-0	109	4/15	2/15	Michael McCrary (7)
10/01/00	@ Cleveland Browns	12-0	230	1/9	3/5	Ray Lewis (10)
11/19/00	Dallas Cowboys	27-0	193	1/1	3/42	Ray Lewis (8)
12/23/01	Cincinnati Bengals	16-0	305	3/22	3/94	Ray Lewis (12)
12/21/03	@ Cleveland Browns	35-0	241	5/30	1/52	Ray Lewis (12)
09/10/06	@ Tampa Bay Buccaneers	27-0	142	3/21	3/123	Ray Lewis (10)
11/26/06	Pittsburgh Steelers	27-0	172	9/73	2/7	Ray Lewis (9)
11/16/09	@ Cleveland Browns	16-0	160	4/25	2/59	Ray Lewis (8)
09/10/17	@ Cincinnati Bengals	20-0	221	5/26	4/69	Tony Jefferson (9)
10/26/17	Miami Dolphins	40-0	196	3/25	2/113	Brandon Carr (7)
11/19/17	@ Green Bay Packers	23-0	265	6/49	3/18	Patrick Onwuasor (10)
10/14/18	@ Tennessee Titans	21-0	106	11/66	0/0	Za'Darius Smith (5)

### Shutout Fast Fact:

- The Ravens have posted an NFL-high 14 shutouts since their 1996 inception, a mark that included three opponent “blankings” in 2017. That season, Baltimore became the fifth team – and first since 2003 (NE) – in 30 years to record at least three shutouts in a season. Dating back to 2017, the Ravens’ four total shutouts rank as the NFL’s most.



# RAVENS IN PRIMETIME

## RECORDS IN PRIMETIME [NATIONAL GAMES STARTING AFTER 7 P.M. ET]

Total Primetime Games.....	71	Monday Primetime .....	14-12	Saturday Primetime .....	2-1
Overall Primetime Record .....	40-31	Tuesday Primetime.....	1-0	Home Primetime.....	22-8
Sunday Primetime .....	15-13	Thursday Primetime.....	8-5	Road Primetime.....	18-23

<b>2020</b>	Mon. 09/28	Kansas City at Baltimore L, 20-34 (ESPN)	<b>2013</b>	Thu. 09/05	Baltimore at Denver L, 27-49 (NBC)	<b>2007</b>	Mon. 09/10	Baltimore at Cincinnati L, 20-27 (ESPN)
	Sun. 11/15	Baltimore at New England L, 17-23 (NBC)		Thu. 11/28	Pittsburgh at Baltimore W, 22-20 (NBC)		Mon. 11/05	Baltimore at Pittsburgh L, 7-38 (ESPN)
	Tues. 12/08	Dallas at Baltimore W, 34-17 (FOX/NFLN)		Mon. 12/16	Baltimore at Detroit W, 18-16 (ESPN)		Mon. 12/03	New England at Baltimore L, 24-27 (ESPN)
	Mon. 12/14	Baltimore at Cleveland W, 47-42 (ESPN)		<b>2012</b>			Sun. 12/09	Indianapolis at Baltimore L, 20-44 (NBC)
<b>2019</b>	Sun. 11/03	New England at Baltimore W, 37-20 (NBC)		Mon. 09/10	Cincinnati at Baltimore W, 44-13 (ESPN)	<b>2006</b>	Mon. 10/09	Baltimore at Denver L, 3-13 (ESPN)
	Mon. 11/25	Baltimore at LA Rams W, 45-6 (ESPN)		Sun. 09/23	New England at Baltimore W, 31-30 (NBC)		Thu. 11/30	Baltimore at Cincinnati L, 7-13 (NFL Network)
	Thu. 12/12	NY Jets at Baltimore W, 42-21 (NFLN)		Thu. 09/27	Cleveland at Baltimore W, 23-16 (NFL Network)	<b>2005</b>	Sun. 09/11	Indianapolis at Baltimore L, 7-24 (ESPN)
<b>2018</b>	Thu. 09/13	Baltimore at Cincinnati L, 23-34 (FOX/NFLN)		Sun. 11/18	Baltimore at Pittsburgh W, 13-10 (NBC)		Mon. 10/31	Baltimore at Pittsburgh L, 19-20 (ABC)
	Sun. 09/30	Baltimore at Pittsburgh W, 26-14 (NBC)	<b>2011</b>	Sun. 10/02	New York Jets at Baltimore W, 34-17 (NBC)		Mon. 12/19	Green Bay at Baltimore W, 48-3 (ABC)
	Sat. 12/22	Baltimore at LA Chargers W, 22-10 (NFLN)		Mon. 10/24	Baltimore at Jacksonville L, 7-12 (ESPN)		Sun. 12/25	Minnesota at Baltimore W, 30-23 (ESPN)
<b>2017</b>	Thu. 10/26	Miami at Baltimore W, 40-0 (CBS/NFLN)		Sun. 11/06	Baltimore at Pittsburgh W, 23-20 (NBC)	<b>2004</b>	Mon. 10/04	Kansas City at Baltimore L, 24-27 (ABC)
	Mon. 11/27	Houston at Baltimore W, 23-16 (ESPN)		Thu. 11/24	San Francisco at Baltimore W, 16-6 (NFL Network)		Sun. 10/10	Baltimore at Washington W, 17-10 (ESPN)
	Sun. 12/10	Baltimore at Pittsburgh L, 38-39 (NBC)		Sun. 12/18	Baltimore at San Diego L, 14-34 (NBC)		Sun. 11/07	Cleveland at Baltimore W, 27-13 (ESPN)
<b>2016</b>	Thu. 11/10	Cleveland at Baltimore W, 28-7 (NFLN)	<b>2010</b>	Thu. 11/11	Baltimore at Atlanta L, 21-26 (NFL Network)		Sun. 12/19	Baltimore at Indianapolis L, 10-20 (ESPN)
	Mon. 12/12	Baltimore at New England L, 23-30 (ESPN)		Sun. 12/05	Pittsburgh at Baltimore L, 10-13 (NBC)	<b>2003</b>	Sun. 11/09	Baltimore at St. Louis L, 22-33 (ESPN)
<b>2015</b>	Thu. 10/01	Baltimore at Pittsburgh W, 23-20 OT (CBS/NFLN)		Mon. 12/13	Baltimore at Houston W, 34-28 OT (ESPN)		Sun. 12/28	Pittsburgh at Baltimore W, 13-10 OT (ESPN)
	Mon. 10/26	Baltimore at Arizona L, 18-26 (ESPN)	<b>2009</b>	Mon. 11/16	Baltimore at Cleveland W, 16-0 (ESPN)	<b>2002</b>	Mon. 09/30	Denver at Baltimore W, 34-23 (ABC)
	Mon. 11/30	Baltimore at Cleveland W, 33-27 (ESPN)		Sun. 11/29	Pittsburgh at Baltimore W, 20-17 OT (NBC)		Sun. 10/06	Baltimore at Cleveland W, 26-21 (ESPN)
<b>2014</b>	Thu. 09/11	Pittsburgh at Baltimore W, 26-6 (CBS/NFLN)		Mon. 12/07	Baltimore at Green Bay L, 14-27 (ESPN)			
	Sun. 11/02	Baltimore at Pittsburgh L, 23-43 (NBC)	<b>2008</b>	Mon. 09/29	Baltimore at Pittsburgh L, 20-23 (ESPN)			
	Mon. 11/24	Baltimore at New Orleans W, 34-27 (ESPN)		Sun. 12/07	Washington at Baltimore W, 24-10 (NBC)			
				Sat. 12/20	Baltimore at Dallas W, 33-24 (NFL Network)			

(continued on next page)

# RAVENS IN PRIMETIME [CONT'D]

<b>2001</b>	Mon. 11/12	Baltimore at Tennessee W, 16-10 (ABC)	<b>2000</b>	Sun. 09/17	Baltimore at Miami L, 6-19 (ESPN)	<b>1998</b>	Sun. 09/27	Cincinnati at Baltimore W, 31-24 (ESPN)
	Sun. 12/16	Pittsburgh at Baltimore L, 21-26 (ESPN)		Sun. 10/08	Baltimore at Jacksonville W, 15-10 (ESPN)	<b>1997</b>	Sun. 11/09	Baltimore at Pittsburgh L, 0-37 (ESPN)
	Sat. 12/29	Baltimore at Tampa Bay L, 10-22 (ABC)	<b>1999</b>	Thu. 10/21	Kansas City at Baltimore L, 8-35 (ESPN)	<b>1996</b>	Sun. 10/13	Baltimore at Indianapolis L, 21-26 (ESPN)
	Mon. 01/07	Minnesota at Baltimore W, 19-3 (ABC)						

## COLDEST HOME GAMES

On Dec. 31, 2017 vs. Cincinnati, it was 19 degrees (felt like 7 with wind chill) at kickoff, marking the coldest home game in Ravens history. The previous record was 22 degrees (5 wind chill) on 12/31/00 vs. Denver in a Wild Card playoff.

### COLDEST HOME GAMES RAVENS FRANCHISE HISTORY

Date	Opponent	Kickoff Temp.	Wind Chill
12/31/17	Cincinnati	19	7
12/31/00	Denver (WC)	22	5
12/07/08	Washington	29	12
12/19/05	Green Bay	29	19
1/15/12	Houston (Div.)	31	24



## 2020 PRIMETIME THRILLER AT CLEVELAND

In a battle for the ages and one of the best games ever played on Monday Night Football, the Ravens produced a thrilling 47-42 victory over the host Browns on 12/14/20. Baltimore twice held 14-point leads, but the high-powered Cleveland attack kept climbing back, eventually taking a 35-34 edge midway through the fourth quarter after QB Lamar Jackson left the game with cramps. After Jackson's backup, QB Trace McSorley, went down with a knee injury with 2:12 remaining, No. 8 returned from the locker room on the ensuing 4th-and-5 play, ultimately connecting with WR Marquise Brown for an improbable 44-yard TD to give Baltimore the lead (a RB J.K. Dobbins 2-point conversion made the score 42-35). Cleveland then drove 75 yards in 47 seconds to tie the score, setting up Jackson's next drive (38 yards) that put K Justin Tucker in position to hit a game-winning 55-yard FG with :02 remaining. (A late safety by CB Marlon Humphrey on multiple desperation laterals by Cleveland led to the final score.) Jackson rushed for 2 TDs and 124 of the Ravens' 231 ground yards, also completing 11-of-17 passes for 163 yards and the TD to Brown. TE Mark Andrews, who made 3 clutch catches on the game-winning drive, hauled in 5 passes for 78 yards.



# ALL-TIME WIN / LOSS RESULTS

## REGULAR SEASON WIN/LOSS RESULTS

	Overall Record	Home	Away
Overall	225-174-1	138-61-1	87-113
In M&T Bank Stadium (since 1998)	131-53	131-53	n/a
Coached by Ted Marchibroda	16-31-1	11-12-1	5-19
Coached by Brian Billick	80-64	50-22	30-42
Coached by John Harbaugh	129-79	77-27	52-52
vs. AFC Teams	167-135	101-51	66-84
vs. AFC North	67-47	39-18	28-29
vs. AFC Central (1996-2001)	26-28	13-14	13-14
vs. AFC East	27-21	19-5	8-16
vs. AFC South	22-18	14-6	8-12
vs. AFC West	25-21	16-8	9-13
vs. NFC Teams	58-39-1	37-10-1	21-29
vs. NFC North	8-8	6-2	2-6
vs. NFC Central (1996-2001)	3-5	3-1	0-4
vs. NFC East	17-9-1	10-2-1	7-7
vs. NFC South	12-8	6-4	6-4
vs. NFC West	18-9	12-1	6-8
On Monday Night Football	14-12	5-3	9-9
On Tuesday	1-0	1-0	0-0
On Wednesday	0-1	0-0	0-1
On Thursday Night Football	8-5	7-1	1-4
On Saturday	4-1	2-0	2-1
On Sunday Night Football	15-14	9-3	6-11
In Overtime	13-14-1	7-5-1	6-9
Ravens Shutout Wins	14-0	6-0	8-0
In Season Openers	14-11	9-4	5-7
Indoors	7-15	n/a	7-15
<i>Note: Baltimore has played in Houston's Reliant/NRG Stadium six times (4-2), Indy's Lucas Oil Stadium three times (1-2), Dallas' Texas Stadium once (1-0) and Atlanta's Mercedes-Benz Stadium once (1-0). Four of those games at Reliant Stadium/NRG Stadium (12/13/10, 10/21/12, 12/21/14 &amp; 9/20/20) came when the roof was closed, meaning those games were "indoors," while the other games listed are considered "outdoors" due to open roofs. One of these games at Lucas Oil Stadium (11/8/20) came when the roof was opened, deeming that an outdoor game.</i>			
In August	0-1	0-1	0-0
In September	52-33	33-9	19-24
In October	42-52	21-20	21-32
In November	62-42-1	37-15-1	25-27
In December	63-42	44-16	19-26
In January	6-4	3-0	3-4

## POSTSEASON WIN/LOSS RESULTS (2000, 2001, 2003, 2006, 2008, 2009, 2010, 2011, 2012, 2014, 2018, 2019, 2020)

	Record	Home	Away	Neutral
Overall	16-11	3-4	11-7	2-0*
vs. AFC Central	1-1	0-0	1-1	n/a
vs. AFC North	1-2	0-0	1-2	n/a
vs. AFC South	4-4	2-3	2-1	n/a
vs. AFC East	4-3	0-0	4-3	n/a
vs. AFC West	4-1	1-1	3-0	n/a
vs. NFC	2-0	0-0	0-0	2-0*

\* Super Bowl XXXV in Tampa, FL, and Super Bowl XLVII in New Orleans, LA

## OVERTIME GAMES: 13-14-1 REGULAR SEASON & 1-0 PLAYOFFS

DATE	OPP.	PLAY	TIME	RESULT	DATE	OPP.	PLAY	TIME	RESULT
10/27/96	STL	Jackson 22 Pass	0:10	W, 37-31	10/24/10	Buf.	Cundiff 38 FG	10:54	W, 37-34
11/24/96	Jax.	Hollis 34 FG	5:54	L, 25-28	12/13/10	@ Hou.	Wilson 12 INT-TD	11:55	W, 34-28
11/02/97	@ NYJ	Hall 37 FG	10:02	L, 16-19	11/25/12	@ SD	Tucker 38 FG	1:07	W, 16-13
11/16/97	Phi.	n/a	0:00	T, 10-10	12/09/12	@ Was.	Forbath 34 FG	11:37	L, 28-31
10/03/99	@ Atl.	Armour 54 Pass	12:31	W, 19-13	01/12/13	@ Den. (Div.)	Tucker 47 FG	13:18 2OT	W, 38-35
11/16/03	@ Mia.	Mare 43 FG	8:48	L, 6-9	11/10/13	Cin.	Tucker 46 FG	5:27	W, 20-17
11/23/03	Sea.	Stover 42 FG	6:32	W, 44-41	11/17/13	@ Chi.	Gould 38 FG	8:41	L, 20-23
12/28/03	Pit.	Stover 47 FG	11:32	W, 13-10	10/01/15	@ Pit.	Tucker 52 FG	5:08	W, 23-20
11/14/04	@ NYJ	Stover 42 FG	7:35	W, 20-17	10/11/15	Cle.	Coons 32 FG	6:43	L, 30-33
11/20/05	Pit.	Stover 44 FG	4:09	W, 16-13	10/15/17	Chi.	Barth 40 FG	2:06	L, 24-27
11/18/07	Cle.	Dawson 33 FG	9:10	L, 30-33	10/07/18	@ Cle.	Joseph 37 FG	0:02	L, 9-12
12/16/07	@ Mia.	Camarillo 64 Pass	8:14	L, 16-22	12/09/18	@ KC	Butker 35 FG	4:42	L, 24-27
09/29/08	@ Pit.	Reed 46 FG	3:56	L, 20-23	10/06/19	@ Pit.	Tucker 46 FG	5:26	W, 26-23
11/29/09	Pit.	Cundiff 29 FG	6:42	W, 20-17	11/22/20	Ten.	Henry 29 Run	5:21	L, 24-30
10/17/10	@ NE	Gostkowski 35 FG	1:56	L, 20-23					





# FRANCHISE FIRSTS / TOP COMEBACKS

## RAVENS FRANCHISE FIRSTS

EVENT	OPPONENT	DATE	LOCATION
<b>First Win</b>	Oakland Raiders	9/1/96	Memorial Stadium
<b>First Loss</b>	Pittsburgh Steelers	9/8/96	Three Rivers Stadium
<b>First Reception</b> (Vinny Testaverde to TE Brian Kinchen 27 yards - first quarter)	Oakland Raiders	9/1/96	Memorial Stadium
<b>First Touchdown</b> (Vinny Testaverde 9-yard run - first quarter)	Oakland Raiders	9/1/96	Memorial Stadium
<b>First Interception</b> (Ray Lewis - second quarter)	Oakland Raiders	9/1/96	Memorial Stadium
<b>First Field Goal</b> (Matt Stover, 25 yards - second quarter)	Oakland Raiders	9/1/96	Memorial Stadium

## M&T BANK STADIUM FIRSTS

M&T Bank Stadium opened to kick off the 1998 season, when the Ravens played their first game on Sept. 6 vs. the Steelers.

EVENT	OPPONENT	DATE	SCORE
<b>First Win</b>	Cincinnati Bengals	9/27/98	31-24, Ravens
<b>First Loss</b>	Pittsburgh Steelers	9/6/98	20-13, Steelers
<b>First Passing TD</b> (Jermaine Lewis from Eric Zeier, 64 Yards - fourth quarter)	Pittsburgh Steelers	9/6/98	20-13, Steelers
<b>First Rushing TD</b> (Priest Holmes, 3-Yard run - first quarter)	Cincinnati Bengals	9/27/98	31-24, Ravens
<b>First Interception</b> (Duane Starks - second quarter)	Pittsburgh Steelers	9/6/98	20-13, Steelers
<b>First Field Goal</b> (Matt Stover, 41 yards - first quarter)	Pittsburgh Steelers	9/6/98	20-13, Steelers
<b>First Blocked Punt</b> (Ed Reed - second quarter: Den. 16-yard line - Led to a Jamal Lewis TD 3 plays later)	Denver Broncos	9/30/02	34-23, Ravens

## RAVENS LARGEST COMEBACK VICTORIES

Date	Opponent	Points Down/ Score	Quarter	Final Score
10/30/11	vs. Arizona	21 / 24-3	2nd	W, 30-27
09/18/16	at Cleveland	20 / 20-0	1st	W, 25-20
11/12/06	at Tennessee	19 / 26-7	2nd	W, 27-26
11/23/03	vs. Seattle	17 / 41-24	4th	W, 44-41 OT
09/10/00	vs. Jacksonville	16 / 23-7	2nd	W, 39-36
11/14/04	at NY Jets	14 / 14-0	2nd	W, 20-17 OT
11/21/99	at Cincinnati	14 / 14-0	1st	W, 34-31
11/29/98	vs. Indianapolis	14 / 24-10	2nd	W, 38-31
10/27/96	vs. St. Louis	14 / 20-6	3rd	W, 37-31 OT



# ALL-TIME RANKINGS: OFFENSE

## NET YARDS/GAME

2020 - 19th	(363.1)
2019 - 2nd	(407.6)
2018 - 9th	(374.9)
2017 - 27th	(305.4)
2016 - 17th	(347.7)
2015 - 14th	(359.3)
2014 - 12th	(364.9)
2013 - 29th	(307.4)
2012 - 16th	(352.5)
2011 - 15th	(338.7)
2010 - 22nd	(322.9)
2009 - 13th	(351.2)
2008 - 18th	(324.0)
2007 - 22nd	(302.0)
2006 - 17th	(317.0)
2005 - 24th	(293.3)
2004 - 31st	(273.4)
2003 - 21st	(308.1)
2002 - 26th	(289.9)
2001 - 14th	(320.3)
2000 - 16th	(313.4)
1999 - 24th	(298.6)
1998 - 26th	(281.1)
1997 - 9th	(330.7)
1996 - 3rd	(357.7)

## RUSH YARDS/ATT.

2020 - 1st	(5.5)
2019 - 1st	(5.5)
2018 - 15th	(4.5)
2017 - 19th	(4.0)
2016 - 21st	(4.0)
2015 - 24th	(3.9)
2014 - 7th	(4.5)
2013 - 32nd	(3.1)
2012 - 12th	(4.3)
2011 - 12th	(4.3)
2010 - 28th	(3.8)
2009 - 4th	(4.7)
2008 - 18th	(4.0)
2007 - 17th	(4.0)
2006 - 31st	(3.4)
2005 - 27th	(3.6)
2004 - 15th	(4.2)
2003 - 3rd	(4.8)
2002 - 14th	(4.2)
2001 - 25th	(3.7)
2000 - 8th	(4.3)
1999 - 10th	(4.1)
1998 - 15th	(4.0)
1997 - 19th	(3.8)
1996 - 7th	(4.2)

## PCT. INTERCEPTED

2020 - 26th	(2.7%)
2019 - 11th	(1.8%)
2018 - 5th	(1.6%)
2017 - 13th	(2.3%)
2016 - 18th	(2.4%)
2015 - 29th	(3.1%)
2014 - 10th	(2.2%)
2013 - 28th	(3.7%)
2012 - 6th	(2.0%)
2011 - 9th	(2.2%)
2010 - 6th	(2.0%)
2009 - 10th	(2.5%)
2008 - 16th	(2.8%)
2007 - 6th	(2.5%)
2006 - 10th	(2.7%)
2005 - 28th	(3.7%)
2004 - 6th	(2.7%)
2003 - 32nd	(4.5%)
2002 - 15th	(2.9%)
2001 - 18thT	(3.9%)
2000 - 21st	(3.8%)
1999 - 23rd	(3.7%)
1998 - 16th	(3.1%)
1997 - 13th	(2.7%)
1996 - 19th	(3.5%)

## 3RD DOWN PCT.

2020 - 4th	(48.8%)
2019 - 2ndT	(47.1%)
2018 - 6th	(45.0%)
2017 - 27th	(34.1%)
2016 - 24th	(36.9%)
2015 - 23rd	(37.6%)
2014 - 14th	(41.0%)
2013 - 20th	(36.4%)
2012 - 20thT	(36.9%)
2011 - 7th	(42.4%)
2010 - 16th	(39.0%)
2009 - 11thT	(41.6%)
2008 - 15th	(40.9%)
2007 - 18th	(38.5%)
2006 - 9th	(41.2%)
2005 - 16th	(39.1%)
2004 - 22nd	(35.1%)
2003 - 27th	(31.9%)
2002 - 24th	(37.7%)
2001 - 19th	(35.7%)
2000 - 11th	(40.3%)
1999 - 31st	(28.4%)
1998 - 28th	(30.9%)
1997 - 20th	(36.1%)
1996 - 3rd	(43.8%)

## KICK RETURN AVG.

2020 - 2nd	(26.7)
2019 - 30th	(18.3)
2018 - 18th	(22.1)
2017 - 1st	(27.5)
2016 - 12th	(22.7)
2015 - 7th	(25.2)
2014 - 1st	(28.3)
2013 - 2nd	(26.4)
2012 - 1st	(27.3)
2011 - 9th	(24.9)
2010 - 6th	(24.7)
2009 - 2nd	(26.2)
2008 - 31st	(20.1)
2007 - 10th	(23.5)
2006 - 10th	(23.2)
2005 - 22nd	(21.5)
2004 - 21st	(20.7)
2003 - 15th	(21.4)
2002 - 19th	(21.1)
2001 - 3rd	(23.6)
2000 - 12th	(22.3)
1999 - 19th	(20.3)
1998 - 4th	(24.6)
1997 - 27th	(20.2)
1996 - 26th	(20.2)

## POINTS/GAME

2020 - 7th	(29.3)
2019 - 1st	(33.2)
2018 - 13th	(24.3)
2017 - 9th	(24.7)
2016 - 21st	(21.4)
2015 - 25th	(20.5)
2014 - 8th	(25.6)
2013 - 25th	(20.0)
2012 - 10th	(24.9)
2011 - 12th	(23.6)
2010 - 16th	(22.3)
2009 - 9th	(24.4)
2008 - 11th	(24.1)
2007 - 24th	(17.2)
2006 - 12thT	(22.1)
2005 - 25th	(16.6)
2004 - 20th	(19.8)
2003 - 8th	(24.7)
2002 - 23rd	(19.7)
2001 - 18th	(19.9)
2000 - 14th	(20.8)
1999 - 14th	(20.3)
1998 - 26th	(16.8)
1997 - 16th	(20.4)
1996 - 6th	(23.2)

## YARDS PER PLAY AVG.

2020 - 10th	(5.9)
2019 - 3rd	(6.1)
2018 - 25th	(5.3)
2017 - 31st	(4.6)
2016 - 24th	(5.2)
2015 - 22nd	(5.3)
2014 - 9th	(5.7)
2013 - 32nd	(4.5)
2012 - 16th	(5.4)
2011 - 18th	(5.2)
2010 - 23rd	(5.1)
2009 - 14th	(5.5)
2008 - 25th	(4.9)
2007 - 28th	(4.6)
2006 - 22nd	(5.0)
2005 - 27th	(4.4)
2004 - 28th	(4.4)
2003 - 18th	(5.1)
2002 - 25th	(4.9)
2001 - 23rd	(4.7)
2000 - 21st	(4.7)
1999 - 24th	(4.6)
1998 - 19th	(4.9)
1997 - 12th	(5.1)
1996 - 1st	(5.6)

## NET PASS YARDS/GM

2020 - 32nd	(171.2)
2019 - 27th	(201.6)
2018 - 22nd	(222.4)
2017 - 29th	(189.4)
2016 - 12th	(256.3)
2015 - 8th	(266.9)
2014 - 13th	(238.7)
2013 - 18th	(224.4)
2012 - 15th	(233.7)
2011 - 19th	(213.9)
2010 - 20th	(208.4)
2009 - 18th	(213.7)
2008 - 28th	(175.5)
2007 - 23rd	(189.7)
2006 - 11th	(214.7)
2005 - 22nd	(193.0)
2004 - 31st	(144.5)
2003 - 32nd	(140.9)
2002 - 27th	(177.9)
2001 - 16th	(207.1)
2000 - 22nd	(175.9)
1999 - 25th	(189.0)
1998 - 25th	(179.3)
1997 - 5th	(231.4)
1996 - 2nd	(248.6)

## SACKS/PASS PLAY

2020 - 24th	(.073)
2019 - 13th	(.060)
2018 - 7th	(.054)
2017 - 7th	(.045)
2016 - 7th	(.046)
2015 - 1st	(.034)
2014 - 2nd	(.033)
2013 - 20th	(.072)
2012 - 17th	(.063)
2011 - 13th	(.057)
2010 - 25th	(.075)
2009 - 20th	(.066)
2008 - 22nd	(.071)
2007 - 19th	(.065)
2006 - 2nd	(.031)
2005 - 20th	(.069)
2004 - 19th	(.070)
2003 - 31st	(.092)
2002 - 26th	(.079)
2001 - 14th	(.067)
2000 - 21st	(.079)
1999 - 27th	(.093)
1998 - 19th	(.079)
1997 - 8th	(.059)
1996 - 14th	(.063)

## 4TH DOWN PCT.

2020 - 8th	(63.2%)
2019 - 1st	(70.8%)
2018 - 14th	(59.1%)
2017 - 4th	(62.5%)
2016 - 24thT	(42.1%)
2015 - 15thT	(50.0%)
2014 - 11thT	(50.0%)
2013 - 22nd	(37.5%)
2012 - 22nd	(42.9%)
2011 - 6thT	(57.1%)
2010 - 21stT	(40.0%)
2009 - 19th	(46.2%)
2008 - 6th	(63.6%)
2007 - 13th	(52.4%)
2006 - 2nd	(72.7%)
2005 - 9th	(57.9%)
2004 - 30th	(26.7%)
2003 - 4th	(63.6%)
2002 - 15th	(53.8%)
2001 - 30th	(23.1%)
2000 - 31st	(16.7%)
1999 - 28th	(27.3%)
1998 - 18thT	(40.0%)
1997 - 7thT	(57.1%)
1996 - 25thT	(40.0%)

## GROSS PUNT AVG.

2020 - 27th	(44.7)
2019 - 17th	(45.2)
2018 - 4th	(46.6)
2017 - 21st	(44.3)
2016 - 14th	(45.8)
2015 - 7th	(46.7)
2014 - 1st	(47.4)
2013 - 13th	(45.5)
2012 - 8th	(47.1)
2011 - 9th	(46.5)
2010 - 16th	(43.6)
2009 - 19th	(43.1)
2008 - 8th	(45.0)
2007 - 15th	(43.0)
2006 - 18th	(43.0)
2005 - 16th	(42.8)
2004 - 22nd	(40.6)
2003 - 17th	(40.8)
2002 - 19th	(40.5)
2001 - 31st	(38.0)
2000 - 20th	(40.2)
1999 - 13th	(41.9)
1998 - 16th	(42.9)
1997 - 14th	(42.7)
1996 - 14th	(43.2)

## RED ZONE TD PCT.

2020 - 12th	(63.3%)
2019 - 2nd	(67.2%)
2018 - 20th	(55.9%)
2017 - 10th	(57.7%)
2016 - 20th	(52.2%)
2015 - 26th	(48.9%)
2014 - 19th	(52.4%)
2013 - 31st	(46.2%)
2012 - 11th	(57.1%)
2011 - 17th	(51.0%)
2010 - 22nd	(49.0%)
2009 - 11th	(52.6%)
2008 - 25th	(47.1%)
2007 - 27th	(42.2%)
2006 - 28th	(42.3%)
2005 - 28thT	(38.1%)
2004 - 20th	(50.0%)
2003 - 29th	(42.0%)
2002 - 21st	(50.0%)
2001 - 26th	(41.1%)
2000 - 26th	(40.0%)
1999 - 30th	(34.1%)
1998 - 30th	(37.5%)
1997 - 20th	(47.6%)
1996 - 4th	(60.0%)

## RUSHING YARDS/GM

2020 - 1st	(191.9)
2019 - 1st	(206.0)
2018 - 2nd	(152.6)
2017 - 11th	(116.0)
2016 - 28th	(91.4)
2015 - 26th	(92.4)
2014 - 8th	(126.2)
2013 - 30th	(83.0)
2012 - 11th	(118.8)
2011 - 10th	(124.8)
2010 - 14th	(114.4)
2009 - 5th	(137.5)
2008 - 4th	(148.5)
2007 - 16th	(112.3)
2006 - 25th	(102.3)
2005 - 21st	(100.3)
2004 - 9th	(128.9)
2003 - 1st	(167.1)
2002 - 16th	(112.0)
2001 - 11th	(113.1)
2000 - 5th	(137.4)
1999 - 16th	(109.6)
1998 - 20th	(101.8)
1997 - 22nd	(99.3)
1996 - 14th	(109.1)

## NET YARDS/PASS PLY

2020 - 21st	(6.3)
2019 - 10th	(6.9)
2018 - 23rd	(6.1)
2017 - 32nd	(5.1)
2016 - 26th	(5.8)
2015 - 22nd	(6.1)
2014 - 12th	(6.7)
2013 - 30th	(5.4)
2012 - 15th	(6.2)
2011 - 19th	(6.3)
2010 - 13th	(6.8)
2009 - 13th	(6.7)
2008 - 17th	(6.5)
2007 - 29th	(5.4)
2006 - 8th	(6.6)
2005 - 27th	(5.5)
2004 - 31st	(5.0)
2003 - 27th	(5.4)
2002 - 25th	(5.9)
2001 - 20th	(5.9)
2000 - 24th	(5.6)
1999 - 28th	(5.5)
1998 - 21st	(6.0)
1997 - 11th	(6.3)
1996 - 4th	(7.0)

## 1ST DOWNS/GM

2020 - 24th	(20.4)
2019 - 1st	(24.1)
2018 - 7thT	(22.9)
2017 - 15thT	(19.4)
2016 - 21st	(19.8)
2015 - 16th	(20.2)
2014 - 10th	(21.6)
2013 - 24th	(18.4)
2012 - 15th	(19.6)
2011 - 15thT	(19.5)
2010 - 18th	(18.9)
2009 - 13th	(20.0)
2008 - 14th	(18.8)
2007 - 20th	(18.2)
2006 - 22ndT	(17.6)
2005 - 19th	(17.9)
2004 - 30th	(16.3)
2003 - 27th	(16.2)
2002 - 27th	(16.3)
2001 - 8th	(18.7)
2000 - 18th	(18.0)
1999 - 27th	(16.2)
1998 - 30th	(15.2)
1997 - 17th	(18.3)
1996 - 2ndT	(21.1)

## PUNT RETURN AVG.

2020 - 16th	(9.0)
2019 - 8th	(8.2)
2018 - 5th	(11.5)
2017 - 5th	(10.1)
2016 - 21st	(7.7)
2015 - 3rd	(11.3)
2014 - 14th	(9.1)
2013 - 3rd	(14.2)
2012 - 16th	(9.4)
2011 - 19th	(9.6)
2010 - 24th	(7.4)
2009 - 20th	(7.4)
2008 - 19th	(8.6)
2007 - 9th	(9.7)
2006 - 25thT	(7.8)
2005 - 1st	(11.1)
2004 - 7th	(10.3)
2003 - 24th	(7.7)
2002 - 8th	(11.8)

# ALL-TIME RANKINGS: DEFENSE

## NET YARDS/GAME

2020 - 7th	(329.8)
2019 - 4th	(300.6)
2018 - 1st	(292.9)
2017 - 12th	(325.1)
2016 - 7th	(322.1)
2015 - 8th	(337.4)
2014 - 8th	(336.9)
2013 - 12th	(335.5)
2012 - 17th	(350.9)
2011 - 3rd	(288.9)
2010 - 10th	(318.9)
2009 - 3rd	(300.5)
2008 - 2nd	(261.1)
2007 - 6th	(301.6)
2006 - 1st	(264.1)
2005 - 5th	(284.7)
2004 - 6th	(300.2)
2003 - 3rd	(281.0)
2002 - 22nd	(334.6)
2001 - 2nd	(277.9)
2000 - 2nd	(247.9)
1999 - 2nd	(263.9)
1998 - 22nd	(331.1)
1997 - 25th	(335.2)
1996 - 30th	(368.1)

## RUSH YARDS/ATT.

2020 - 22nd	(4.6)
2019 - 21st	(4.4)
2018 - 3rd	(3.7)
2017 - 16th	(4.1)
2016 - 5th	(3.7)
2015 - 10th	(4.0)
2014 - 3rd	(3.6)
2013 - 5th	(3.8)
2012 - 8th	(4.0)
2011 - 2nd	(3.5)
2010 - 8th	(3.9)
2009 - 1st	(3.4)
2008 - 5th	(3.6)
2007 - 1st	(2.8)
2006 - 2nd	(3.3)
2005 - 8th	(3.7)
2004 - 2nd	(3.6)
2003 - 3rd	(3.4)
2002 - 2nd	(3.7)
2001 - 3rd	(3.4)
2000 - 1st	(2.7)
1999 - 2nd	(3.1)
1998 - 6th	(3.6)
1997 - 5th	(3.6)
1996 - 15th	(3.8)

## PCT. INTERCEPTED

2020 - 27th	(1.7%)
2019 - 12th	(2.4%)
2018 - 22nd	(2.1%)
2017 - 2nd	(3.9%)
2016 - 1st	(3.1%)
2015 - 32nd	(1.1%)
2014 - 26th	(1.8%)
2013 - 12th	(2.9%)
2012 - 19th	(2.3%)
2011 - 19th	(2.8%)
2010 - 13th	(3.2%)
2009 - 6th	(4.2%)
2008 - 2nd	(4.9%)
2007 - 10th	(3.5%)
2006 - 1st	(5.5%)
2005 - 27th	(2.1%)
2004 - 3rd	(4.2%)
2003 - 4th	(4.5%)
2002 - 4th	(4.4%)
2001 - 21st	(2.9%)
2000 - 4th	(4.4%)
1999 - 14th	(3.5%)
1998 - 19th	(3.2%)
1997 - 14th	(3.1%)
1996 - 20th	(2.8%)

## 3RD DOWN PCT.

2020 - 2nd	(34.0%)
2019 - 11th	(37.1%)
2018 - 3rd	(34.1%)
2017 - 10th	(36.9%)
2016 - 2nd	(35.0%)
2015 - 19th	(39.8%)
2014 - 17th	(40.3%)
2013 - 3rd	(33.5%)
2012 - 7th	(35.8%)
2011 - 2nd	(32.1%)
2010 - 15th	(38.0%)
2009 - 11th	(36.7%)
2008 - 3rd	(33.5%)
2007 - 7th	(36.6%)
2006 - 1st	(28.8%)
2005 - 10th	(36.1%)
2004 - 8th	(34.4%)
2003 - 2nd	(29.4%)
2002 - 21st	(40.3%)
2001 - 3rd	(30.8%)
2000 - 5th	(34.1%)
1999 - 12th	(34.1%)
1998 - 22nd	(39.2%)
1997 - 23rd	(40.3%)
1996 - 30th	(48.2%)

## KICK RETURN AVG.

2020 - 10th	(21.1)
2019 - 12th	(21.5)
2018 - 19th	(23.3)
2017 - 1st	(18.6)
2016 - 10th	(20.7)
2015 - 23rd	(25.4)
2014 - 14th	(23.1)
2013 - 16th	(23.0)
2012 - 13th	(23.2)
2011 - 31st	(29.2)
2010 - 32nd	(26.0)
2009 - 4th	(20.3)
2008 - 15th	(22.6)
2007 - 24th	(23.7)
2006 - 13th	(21.8)
2005 - 16th	(21.8)
2004 - 27th	(23.2)
2003 - 16th	(21.4)
2002 - 25th	(22.6)
2001 - 19th	(21.8)
2000 - 10th	(21.3)
1999 - 16th	(21.1)
1998 - 10th	(20.5)
1997 - 20th	(22.8)
1996 - 4th	(20.0)

## POINTS/GAME

2020 - 2nd	(18.9)
2019 - 3rd	(17.6)
2018 - 2nd	(17.9)
2017 - 6th	(18.9)
2016 - 9th	(20.1)
2015 - 24th	(25.1)
2014 - 6th	(18.9)
2013 - 12th	(22.0)
2012 - 12thT	(21.5)
2011 - 3rd	(16.6)
2010 - 3rd	(16.9)
2009 - 3rd	(16.3)
2008 - 3rd	(15.3)
2007 - 22ndT	(24.0)
2006 - 1st	(12.6)
2005 - 10th	(18.7)
2004 - 6th	(16.8)
2003 - 6th	(17.6)
2002 - 19th	(22.1)
2001 - 4th	(16.6)
2000 - 1st	(10.3)
1999 - 6th	(17.3)
1998 - 16th	(20.9)
1997 - 18th	(21.6)
1996 - 28th	(27.6)

## YARDS PER PLAY AVG.

2020 - 7th	(5.2)
2019 - 11th	(5.2)
2018 - 2nd	(4.8)
2017 - 7th	(5.0)
2016 - 8th	(5.2)
2015 - 13th	(5.4)
2014 - 8th	(5.2)
2013 - 12th	(5.2)
2012 - 10th	(5.2)
2011 - 2nd	(4.6)
2010 - 6th	(5.1)
2009 - 3rd	(4.9)
2008 - 3rd	(4.5)
2007 - 10th	(5.0)
2006 - 1st	(4.5)
2005 - 3rd	(4.6)
2004 - 5th	(4.8)
2003 - 1st	(4.4)
2002 - 10th	(5.1)
2001 - 1st	(4.4)
2000 - 2nd	(4.3)
1999 - 1st	(4.1)
1998 - 18th	(5.0)
1997 - 18th	(5.0)
1996 - 29th	(5.5)

## NET PASS YARDS/GM

2020 - 6th	(221.0)
2019 - 6th	(207.2)
2018 - 5th	(210.0)
2017 - 10th	(213.8)
2016 - 9th	(232.8)
2015 - 10th	(233.6)
2014 - 23rd	(248.7)
2013 - 12th	(230.1)
2012 - 17th	(228.1)
2011 - 4th	(196.3)
2010 - 21st	(224.9)
2009 - 8thT	(207.3)
2008 - 2nd	(179.7)
2007 - 20th	(222.3)
2006 - 1st	(188.2)
2005 - 8th	(184.9)
2004 - 10th	(195.1)
2003 - 4th	(175.3)
2002 - 26th	(224.4)
2001 - 8th	(189.7)
2000 - 8th	(187.3)
1999 - 6th	(186.9)
1998 - 24th	(224.5)
1997 - 28th	(229.6)
1996 - 30th	(248.1)

## SACKS/PASS PLAY

2020 - 15th	(.061)
2019 - 20th	(.064)
2018 - 13th	(.069)
2017 - 11th	(.067)
2016 - 24th	(.051)
2015 - 13th	(.064)
2014 - 7th	(.076)
2013 - 11th	(.068)
2012 - 17th	(.062)
2011 - 3rd	(.082)
2010 - 32nd	(.043)
2009 - 20th	(.058)
2008 - 14th	(.060)
2007 - 16th	(.061)
2006 - 1st	(.105)
2005 - 11th	(.074)
2004 - 12th	(.072)
2003 - 1st	(.081)
2002 - 23rd	(.054)
2001 - 9th	(.075)
2000 - 22nd	(.062)
1999 - 9th	(.076)
1998 - 20th	(.067)
1997 - 18th	(.070)
1996 - 26th	(.053)

## 4TH DOWN PCT.

2020 - 9th	(45.7%)
2019 - 4th	(33.3%)
2018 - 10thT	(50.0%)
2017 - 11th	(37.5%)
2016 - 25thT	(68.8%)
2015 - 10thT	(44.4%)
2014 - 8th	(35.7%)
2013 - 23rdT	(57.1%)
2012 - 17thT	(50.0%)
2011 - 21st	(47.6%)
2010 - 17thT	(50.0%)
2009 - 6th	(41.2%)
2008 - 1st	(18.8%)
2007 - 18thT	(53.8%)
2006 - 7th	(39.1%)
2005 - 5thT	(33.3%)
2004 - 2nd	(25.0%)
2003 - 3rd	(29.4%)
2002 - 29th	(71.4%)
2001 - 11thT	(40.0%)
2000 - 4th	(21.1%)
1999 - 19th	(46.7%)
1998 - 8th	(36.4%)
1997 - 17thT	(50.0%)
1996 - 18th	(53.8%)

## GROSS PUNT AVG.

2020 - 25th	(46.5)
2019 - 27th	(46.7)
2018 - 8th	(43.7)
2017 - 9th	(44.6)
2016 - 13th	(44.9)
2015 - 24th	(45.9)
2014 - 26th	(45.9)
2013 - 22nd	(45.8)
2012 - 26th	(46.2)
2011 - 8th	(43.6)
2010 - 17th	(43.5)
2009 - 13th	(43.4)
2008 - 9th	(42.8)
2007 - 17th	(43.1)
2006 - 29th	(44.9)
2005 - 7th	(40.5)
2004 - 3rd	(40.1)
2003 - 9th	(40.1)
2002 - 14th	(42.5)
2001 - 14th	(41.6)
2000 - 31st	(44.5)
1999 - 21st	(42.9)
1998 - 10th	(42.5)
1997 - 25th	(44.0)
1996 - 13th	(42.4)

## RED ZONE TD PCT.

2020 - 18th	(62.2%)
2019 - 3rd	(47.7%)
2018 - 24th	(63.4%)
2017 - 11th	(48.9%)
2016 - 18th	(55.3%)
2015 - 11th	(53.2%)
2014 - 2nd	(42.6%)
2013 - 7th	(48.8%)
2012 - 2nd	(43.4%)
2011 - 1st	(38.1%)
2010 - 5th	(42.5%)
2009 - 4th	(41.9%)
2008 - 2nd	(35.9%)
2007 - 3rd	(42.3%)
2006 - 1st	(33.3%)
2005 - 5th	(45.2%)
2004 - 2nd	(40.0%)
2003 - 13th	(48.5%)
2002 - 9th	(47.2%)
2001 - 4th	(39.0%)
2000 - 2nd	(29.6%)
1999 - 16th	(47.6%)
1998 - 13th	(48.7%)
1997 - 17th	(52.1%)
1996 - 24th	(56.7%)

## RUSHING YARDS/GM

2020 - 8th	(108.8)
2019 - 5th	(93.4)
2018 - 4th	(82.9)
2017 - 15th	(111.3)
2016 - 5th	(89.4)
2015 - 12th	(103.8)
2014 - 4th	(88.3)
2013 - 11th	(105.4)
2012 - 20th	(122.8)
2011 - 2nd	(92.6)
2010 - 5th	(93.9)
2009 - 5th	(93.3)
2008 - 3rd	(81.4)
2007 - 2nd	(79.3)
2006 - 2nd	(75.9)
2005 - 9th	(99.4)
2004 - 8thT	(105.1)
2003 - 6th	(96.0)
2002 - 13th	(110.1)
2001 - 4th	(88.2)
2000 - 1st	(60.6)
1999 - 2nd	(76.9)
1998 - 16th	(106.6)
1997 - 10th	(105.6)
1996 - 23rd	(120.0)

## NET YARDS/PASS PLY

2020 - 4th	(5.6)
2019 - 6th	(5.7)
2018 - 2nd	(5.4)
2017 - 4th	(5.6)
2016 - 10th	(6.1)
2015 - 16th	(6.4)
2014 - 12th	(6.2)
2013 - 16th	(6.2)
2012 - 16th	(6.1)
2011 - 3rd	(5.9)
2010 - 7th	(6.0)
2009 - 14th	(6.3)
2008 - 3rd	(5.4)
2007 - 30th	(7.3)
2006 - 2nd	(5.9)
2005 - 2nd	(5.6)
2004 - 9th	(6.2)
2003 - 1st	(5.3)
2002 - 20th	(6.3)
2001 - 2nd	(5.5)
2000 - 7th	(5.7)
1999 - 1st	(4.9)
1998 - 23rd	(6.7)
1997 - 23rd	(6.6)
1996 - 29th	(7.4)

## 1ST DOWNS/GM

2020 - 16th	(21.7)
2019 - 2nd	(17.3)
2018 - 2nd	(17.9)
2017 - 9th	(18.5)
2016 - 3rdT	(18.4)
2015 - 12th	(19.4)
2014 - 14thT	(19.4)
2013 - 6thT	(17.8)
2012 - 21stT	(20.4)
2011 - 4th	(16.8)
2010 - 10thT	(17.7)
2009 - 7thT	(17.5)
2008 - 1st	(14.3)
2007 - 2ndT	(16.1)
2006 - 1st	(14.8)
2005 - 10th	(17.3)
2004 - 6th	(17.1)
2003 - 3rd	(15.5)
2002 - 23rd	(19.8)
2001 - 3rdT	(16.4)
2000 - 2nd	(13.5)
1999 - 5thT	(16.2)
1998 - 17th	(18.6)
1997 - 23rd	(19.1)
1996 - 29th	(21.9)

## PUNT RETURN AVG.

2020 - 4th	(5.7)
2019 - 29th	(9.5)
2018 - 25th	(10.2)
2017 - 20th	(8.1)
2016 - 29th	(11.4)
2015 - 2nd	(5.0)
2014 - 9th	(7.2)
2013 - 17th	(9.1)
2012 - 7th	(7.8)
2011 - 24th	(11.9)
2010 - 11th	(8.1)
2009 - 10th	(7.6)
2008 - 6th	(6.4)
2007 - 21st	(9.9)
2006 - 20th	(9.2)
2005 - 22nd	(8.7)
2004 - 14th	(7.8)
2003 - 10th	(8.4)
2002 - 24th	(11.8)
2001 - 3rd	(5.5)
2000 - 13th	(9.3)
1999 - 25th	(10.9)
1998 - 4th	(7.1)
1997 -	



# YEAR-BY-YEAR TOTALS & RANKINGS

## OFFENSE

YEAR	TOTAL PLAYS	1ST DOWNS	NET RUSH YARDS	LEAGUE RANK	NET PASS YARDS	LEAGUE RANK	TOTAL NET YARDS	LEAGUE RANK	TOTAL POINTS
1996	1,024	338	1,745	14	3,978	2	5,723	3	371
1997	1,043	292	1,589	22	3,702	5	5,291	9	326
1998	926	243	1,629	20	2,869	25	4,498	26	269
1999	1,033	259	1,754	16	3,024	25	4,778	24	324
2000	1,058	288	2,199	5	2,815	22	5,014	16	333
2001	1,080	299	1,810	11	3,314	16	5,124	14	303
2002	947	261	1,792	16	2,847	27	4,639	26	316
2003	1,009	259	2,674	1	2,255	32	4,929	21	391
2004	991	260	2,063	9	2,312	31	4,375	31	317
2005	1,056	286	1,605	21	3,088	22	4,693	24	265
2006	1,017	282	1,637	25	3,435	11	5,072	17	353
2007	1,042	291	1,797	16	3,035	23	4,832	22	275
2008	1,058	300	2,376	4	2,808	28	5,184	18	385
2009	1,014	320	2,200	5	3,419	18	5,619	13	391
2010	1,018	303	1,831	14	3,335	20	5,166	22	357
2011	1,036	312	1,996	10	3,423	19	5,419	15	378
2012	1,042	314	1,901	11	3,739	15	5,640	16	398
2013	<b>1,090</b>	295	1,328	30	3,590	18	4,918	29	320
2014	1,022	345	2,019	8	3,819	13	5,838	12	409
2015	1,083	323	1,478	26	<b>4,271</b>	8	5,749	14	328
2016	1,079	316	1,463	28	4,100	12	5,563	17	343
2017	1,054	311	1,856	11	3,030	29	4,886	27	395
2018	1,135	367	2,441	2	3,558	22	5,999	9	389
2019	1,064	<b>386</b>	<b>3,296*</b>	1	3,225	27	<b>6,521</b>	2	<b>531</b>
2020	993	327	3,071	1	2,739	32	5,810	19	468

## DEFENSE

YEAR	TOTAL PLAYS	1ST DOWNS	NET RUSH YARDS	LEAGUE RANK	NET PASS YARDS	LEAGUE RANK	TOTAL NET YARDS	LEAGUE RANK	TOTAL POINTS
1996	1,075	351	1,920	23	3,969	30	5,889	30	441
1997	1,068	306	1,690	10	3,673	28	5,363	25	345
1998	1,050	298	1,705	16	3,592	24	5,297	22	335
1999	1,040	260	1,231	2	2,991	6	4,222	2	277
2000	924	<b>216</b>	<b>970</b>	1	2,997	8	<b>3,967</b>	2	<b>165*</b>
2001	1,010	262	1,411	4	3,035	8	4,446	2	265
2002	1,077	316	1,762	13	3,591	26	5,353	22	354
2003	1,026	248	1,536	6	<b>2,805</b>	4	4,341	3	281
2004	1,009	273	1,681	8T	3,122	10	4,803	6	268
2005	998	277	1,591	9	2,964	8	4,555	5	299
2006	936	236	1,214	2	3,011	6	4,225	1	201
2007	968	258	1,268	2	3,557	20	4,825	6	384
2008	928	228	1,302	3	2,875	2	4,177	2	244
2009	991	280	1,492	5	3,316	8T	4,808	3	261
2010	1,007	284	1,503	5	3,599	21	5,102	10	270
2011	1,002	269	1,482	2	3,140	4	4,622	3	266
2012	1,086	326	1,965	20	3,650	17	5,615	17	344
2013	1,032	284	1,687	11	3,681	12	5,368	12	352
2014	1,034	311	1,412	4	3,979	23	5,391	8	302
2015	1,000	311	1,661	12	3,737	10	5,398	8	401
2016	993	294	1,430	5	3,724	9	5,154	7	321
2017	1,045	296	1,780	15	3,421	10	5,201	12	303
2018	974	286	1,327	4	3,360	5	4,687	1	287
2019	<b>921</b>	276	1,494	5	3,315	6	4,809	4	282
2020	1,017	347	1,740	8	3,536	6	5,276	7	303

\* 16-game NFL record    **Bold denotes franchise record**

# ALL-TIME PRESEASON RESULTS

## 1996 (3-1)

08/03	Philadelphia Eagles	63,804	W	17-9
08/10	@ New York Giants	39,799	W	37-27
08/17	Green Bay Packers	62,025	L	15-17
08/23	@ Buffalo Bills	51,905	W	37-14

## 1997 (0-4)

08/02	New York Giants	53,268	L	20-21
08/08	@ New York Jets	23,067	L	29-39
08/16	@ Philadelphia Eagles	60,939	L	13-24
08/22	Buffalo Bills	51,905	L	28-31

## 1998 (4-0)

08/08	Chicago Bears	65,938	W	19-14
08/15	@ New York Jets	47,906	W	33-0
08/24	Philadelphia Eagles	65,970	W	23-6
08/28	@ New York Giants	48,754	W	14-6

## 1999 (4-0)

08/12	@ Philadelphia Eagles	43,552	W	10-7
08/21	@ Atlanta Falcons	44,843	W	19-6
08/28	Carolina Panthers	66,247	W	28-24
09/03	New York Giants	60,092	W	28-24

## 2000 (4-0)

08/05	Philadelphia Eagles	65,459	W	16-13
08/12	New York Jets	66,588	W	10-0
08/18	@ Carolina Panthers	72,551	W	24-13
08/25	@ New York Giants	76,527	W	28-24

## 2001 (1-2)

08/13	@ Philadelphia Eagles - Cancelled*			
08/18	@ New York Jets	76,406	L	3-16
08/23	Carolina Panthers	66,619	L	17-20
08/31	New York Giants	66,197	W	38-9

\*Field Conditions Caused Cancellation

## 2002 (2-2)

08/09	Detroit Lions	67,421	W	12-6
08/15	New York Jets	67,681	L	14-16
08/23	@ Philadelphia Eagles	58,443	W	13-12
08/29	@ New York Giants	76,572	L	0-13

## 2003 (1-3)

08/09	Buffalo Bills	68,550	L	19-20
08/16	@ Atlanta Falcons	68,237	W	13-10
08/23	@ Washington	70,460	L	3-24
08/28	New York Giants	68,169	L	24-30

## 2004 (3-1)

08/12	Atlanta Falcons	69,299	W	24-0
08/20	@ Philadelphia Eagles	67,218	L	17-26
08/25	Detroit Lions	69,552	W	17-6
09/02	@ New York Giants	75,498	W	27-17

## 2005 (2-2)

08/13	@ Atlanta Falcons	67,123	L	3-16
08/20	Philadelphia Eagles	70,303	L	14-20
08/26	@ New Orleans Saints	44,485	W	21-6
09/01	Washington	69,885	W	26-20,OT

## 2006 (2-2)

08/11	New York Giants	70,249	L	16-17
08/17	Philadelphia Eagles	70,255	W	20-10
08/25	@ Minnesota Vikings	63,257	L	7-30
08/31	@ Washington	60,326	W	17-10

## 2007 (1-3)

08/13	Philadelphia Eagles	71,060	W	29-3
08/19	New York Giants	70,754	L	12-13
08/25	@ Washington	60,080	L	7-13*
08/31	@ Atlanta Falcons	71,377	L	10-13

\*Game Terminated in 3rd Qtr. - Severe Weather

## 2008 (1-3)

08/07	@ New England Patriots	68,756	W	16-15
08/16	Minnesota Vikings	70,585	L	15-23
08/23	@ St. Louis Rams	60,862	L	10-24
08/28	Atlanta Falcons	70,149	L	9-10

## 2009 (4-0)

08/13	Washington	70,723	W	23-0
08/24	New York Jets	70,335	W	24-23
08/29	@ Carolina Panthers	71,045	W	17-13
09/03	@ Atlanta Falcons	66,610	W	20-3

## 2010 (3-1)

08/12	Carolina Panthers	70,579	W	17-12
08/21	@ Washington	72,994	W	23-3
08/28	New York Giants	70,742	W	24-10
09/02	@ St. Louis Rams	42,327	L	21-27

## 2011 (3-1)

08/11	@ Philadelphia Eagles	69,144	L	6-13
08/19	Kansas City Chiefs	70,690	W	31-13
08/25	Washington	70,631	W	34-31
09/01	@ Atlanta Falcons	67,216	W	21-7

## 2012 (2-2)

08/09	@ Atlanta Falcons	68,449	W	31-17
08/17	Detroit Lions	70,567	L	12-27
08/23	Jacksonville Jaguars	70,502	W	48-17
08/30	@ St. Louis Rams	53,371	L	17-31

## 2013 (2-2)

08/08	@ Tampa Bay Buccaneers	47,599	W	44-16
08/15	Atlanta Falcons	70,527	W	27-23
08/22	Carolina Panthers	70,554	L	27-34
08/29	@ St. Louis Rams	53,364	L	21-24

# ALL-TIME PRESEASON RESULTS

## 2014 (4-0)

08/07	San Francisco 49ers	70,529	W	23-3
08/16	@ Dallas Cowboys	77,624	W	37-30
08/23	Washington	70,876	W	23-17
08/28	@ New Orleans Saints	73,004	W	22-13

## 2015 (1-3)

08/13	New Orleans Saints	70,501	W	30-27
08/22	@ Philadelphia Eagles	69,596	L	17-40
08/29	Washington	70,932	L	13-31
09/03	@ Atlanta Falcons	67,393	L	19-20

## 2016 (4-0)

08/11	Carolina Panthers	70,682	W	22-19
08/20	@ Indianapolis Colts	65,327	W	19-18
08/27	Detroit Lions	70,473	W	30-9
09/01	@ New Orleans Saints	73,001	W	23-14

## 2017 (4-0)

08/10	Washington	70,469	W	23-3
08/17	@ Miami Dolphins	64,464	W	31-7
08/26	Buffalo Bills	70,229	W	13-9
08/31	@ New Orleans Saints	73,097	W	14-13

## 2018 (5-0)

08/02	Chicago Bears (HOF)	19,876	W	17-16
08/09	Los Angeles Rams	70,144	W	33-7
08/20	@ Indianapolis Colts	60,576	W	20-19
08/25	@ Miami Dolphins	60,071	W	27-10
08/30	Washington	70,028	W	30-20

## 2019 (4-0)

08/08	Jacksonville Jaguars	69,699	W	29-0
08/15	Green Bay Packers	69,822	W	26-13
08/22	@ Philadelphia Eagles	69,696	W	26-15
08/29	@ Washington	34,282	W	20-7

## 2020 (n/a)

Preseason cancelled due to COVID-19 pandemic.

## PRESEASON FAST FACTS

- The Ravens are 64-32 all time in preseason play.
- Under head coach John Harbaugh (2008-19), Baltimore has compiled a 37-12 record in the preseason.
- Entering 2021, the Ravens have not dropped a preseason game since 2015, posting an impressive 17-0 record over the past four seasons that were played (2016-19).

## ATTENDANCE RECORDS



The Ravens played in Memorial Stadium from 1996-97 and PSINet Stadium from 1998-2001. In 2002, the facility was known as Ravens Stadium. In 2003, the stadium was re-named M&T Bank Stadium. Capacity was increased in 2007 to 71,008 from previous marks of 70,107 and 69,084. In 2018, with the addition of the Bud Light Touchdown Club, official capacity was reduced to 70,745.

## HOME ATTENDANCE RECORDS

01/15/12	71,547	vs. Houston Texans (Div.)
12/14/08	71,502	vs. Pittsburgh Steelers
12/23/12	71,470	vs. New York Giants
12/02/12	71,442	vs. Pittsburgh Steelers
12/07/08	71,438	vs. Washington
09/11/11	71,434	vs. Pittsburgh Steelers
12/22/13	71,433	vs. New England Patriots
12/19/10	71,432	vs. New Orleans Saints
12/05/10	71,418	vs. Pittsburgh Steelers
10/14/12	71,384	vs. Dallas Cowboys

## AWAY ATTENDANCE RECORDS

11/20/16	93,056	@ Dallas Cowboys
10/10/04	90,287	@ Washington
09/24/17	84,592	@ Jacksonville (London)
10/15/00	83,252	@ Washington
12/09/12	81,178	@ Washington
11/16/08	78,849	@ New York Giants
10/16/16	78,487	@ New York Giants
09/13/10	78,127	@ New York Jets
11/19/17	77,945	@ Green Bay Packers
11/14/04	77,826	@ New York Jets



# ALL-TIME RESULTS

**1996: 4-12**

**HEAD COACH: TED MARCHIBRODA**

**5th AFC Central • Top Draft Choice: T Jonathan Ogden**

09/01	Oakland Raiders	64,124	W	19-14
09/08	@ Pittsburgh Steelers	57,241	L	17-31
09/15	@ Houston Oilers	20,082	L	13-29
09/29	New Orleans Saints	61,063	W	17-10
10/06	New England Patriots	63,569	L	38-46
10/13	@ Indianapolis Colts	56,978	L	21-26
10/20	@ Denver Broncos	70,453	L	34-45
10/27	St. Louis Rams	60,256	W	37-31 OT
11/03	Cincinnati Bengals	60,743	L	21-24
11/10	@ Jacksonville Jaguars	64,628	L	27-30
11/17	@ San Francisco 49ers	51,596	L	20-38
11/24	Jacksonville Jaguars	57,384	L	25-28 OT
12/01	Pittsburgh Steelers	51,822	W	31-17
12/08	@ Cincinnati Bengals	43,022	L	14-21
12/15	@ Carolina Panthers	70,075	L	16-27
12/22	Houston Oilers	52,704	L	21-24

**1997: 6-9-1**

**HEAD COACH: TED MARCHIBRODA**

**5th AFC Central • Top Draft Choice: LB Peter Boulware**

08/31	Jacksonville Jaguars	61,018	L	27-28
09/07	Cincinnati Bengals	52,968	W	23-10
09/14	@ New York Giants	69,768	W	24-23
09/21	@ Tennessee Titans	17,737	W	36-10
09/28	@ San Diego Chargers	54,094	L	17-21
10/05	Pittsburgh Steelers	64,421	L	34-42
10/19	Miami Dolphins	64,354	L	13-24
10/26	@ Washington	75,067	W	20-17
11/02	@ New York Jets	77,716	L	16-19 OT
11/09	@ Pittsburgh Steelers	56,669	L	0-37
11/16	Philadelphia Eagles	63,546	T	10-10 OT
11/23	Arizona Cardinals	53,976	L	13-16
11/30	@ Jacksonville Jaguars	63,712	L	27-29
12/07	Seattle Seahawks	54,395	W	31-24
12/14	Tennessee Oilers	60,558	W	21-19
12/21	@ Cincinnati Bengals	50,917	L	14-16

**1998: 6-10**

**HEAD COACH: TED MARCHIBRODA**

**4th AFC Central • Top Draft Choice: CB Duane Starks**

09/06	Pittsburgh Steelers	68,847	L	13-20
09/13	@ New York Jets	70,063	W	24-10
09/20	@ Jacksonville Jaguars	67,069	L	10-24
09/27	Cincinnati Bengals	68,154	W	31-24
10/11	Tennessee Titans	68,561	L	8-12
10/18	@ Pittsburgh Steelers	58,620	L	6-16
10/25	@ Green Bay Packers	59,860	L	10-28
11/01	Jacksonville Jaguars	68,915	L	19-45
11/08	Oakland Raiders	69,037	W	13-10
11/15	@ San Diego Chargers	54,388	L	13-14
11/22	@ Cincinnati Bengals	52,571	W	20-13
11/29	Indianapolis Colts	68,898	W	38-31
12/06	@ Tennessee Oilers	31,124	L	14-16
12/13	Minnesota Vikings	69,074	L	28-38
12/20	@ Chicago Bears	40,853	L	3-24
12/27	Detroit Lions	68,045	W	19-10

**1999: 8-8**

**HEAD COACH: BRIAN BILLICK**

**3rd AFC Central • Top Draft Choice: CB Chris McAlister**

09/12	@ St. Louis Rams	62,100	L	10-27
09/19	Pittsburgh Steelers	68,965	L	20-23
09/26	Cleveland Browns	68,803	W	17-10
10/03	@ Atlanta Falcons	50,712	W	19-13 OT
10/10	@ Tennessee Titans	65,486	L	11-14
10/21	Kansas City Chiefs	68,771	L	8-35
10/31	Buffalo Bills	68,673	L	10-13
11/07	@ Cleveland Browns	72,898	W	41-9
11/14	@ Jacksonville Jaguars	67,391	L	3-6
11/21	@ Cincinnati Bengals	43,279	W	34-31
11/28	Jacksonville Jaguars	68,428	L	23-30
12/05	Tennessee Titans	67,854	W	41-14
12/12	@ Pittsburgh Steelers	46,715	W	31-24
12/19	New Orleans Saints	67,597	W	31-8
12/26	Cincinnati Bengals	68,036	W	22-0
1/2/00	@ New England Patriots	50,263	L	3-20

**2000: 12-4**

**HEAD COACH: BRIAN BILLICK**

**2nd AFC Central - Wild Card • Top Draft Choice: RB Jamal Lewis**

09/03	@ Pittsburgh Steelers	55,049	W	16-0
09/10	Jacksonville Jaguars	68,843	W	39-36
09/17	@ Miami Dolphins	73,464	L	6-19
09/24	Cincinnati Bengals	68,481	W	37-0
10/01	@ Cleveland Browns	73,018	W	12-0
10/08	@ Jacksonville Jaguars	65,194	W	15-10
10/15	@ Washington	83,252	L	3-10
10/22	Tennessee Titans	69,200	L	6-14
10/29	Pittsburgh Steelers	69,405	L	6-9
11/05	@ Cincinnati Bengals	54,759	W	27-7
11/12	@ Tennessee Titans	68,490	W	24-23
11/19	Dallas Cowboys	69,416	W	27-0
11/26	Cleveland Browns	68,361	W	44-7
12/10	San Diego Chargers	68,805	W	24-3
12/17	@ Arizona Cardinals	37,452	W	13-7
12/24	New York Jets	69,184	W	34-20

**AFC Wild Card Playoff Game**

12/31/00	Denver Broncos	69,638	W	21-3
----------	----------------	--------	---	------

**AFC Divisional Playoff Game**

1/7/01	@ Tennessee Titans	68,527	W	24-10
--------	--------------------	--------	---	-------

**AFC Championship Game**

1/14/01	@ Oakland Raiders	62,784	W	16-3
---------	-------------------	--------	---	------

**Super Bowl XXXV (Tampa, FL)**

1/28/01	@ New York Giants	71,921	W	34-7
---------	-------------------	--------	---	------



# ALL-TIME RESULTS

**2001: 10-6**

**HEAD COACH: BRIAN BILLICK**

**2nd AFC Central - Wild Card • Top Draft Choice: TE Todd Heap**

09/09	Chicago Bears	69,365	W	17-6
09/23	@ Cincinnati Bengals	49,632	L	10-21
09/30	@ Denver Broncos	75,082	W	20-13
10/07	Tennessee Titans	69,494	W	26-7
10/14	@ Green Bay Packers	59,866	L	23-31
10/21	@ Cleveland Browns	72,818	L	14-24
10/28	Jacksonville Jaguars	69,439	W	18-17
11/04	@ Pittsburgh Steelers	62,906	W	13-10
11/12	@ Tennessee Titans	68,798	W	16-10
11/18	Cleveland Browns	69,353	L	17-27
11/25	@ Jacksonville Jaguars	53,530	W	24-21
12/02	Indianapolis Colts	69,382	W	39-27
12/16	Pittsburgh Steelers	69,506	L	21-26
12/23	Cincinnati Bengals	68,987	W	16-0
12/29	@ Tampa Bay Buccaneers	65,619	L	10-22
1/7/02	Minnesota Vikings	69,465	W	19-3

**AFC Wild Card Playoff Game**

1/13/02	@ Miami Dolphins	72,251	W	20-3
---------	------------------	--------	---	------

**AFC Divisional Playoff Game**

1/20/02	@ Pittsburgh Steelers	63,976	L	10-27
---------	-----------------------	--------	---	-------

**2002: 7-9**

**HEAD COACH: BRIAN BILLICK**

**3rd AFC North • Top Draft Choice: S Ed Reed**

09/08	@ Carolina Panthers	70,386	L	7-10
09/15	Tampa Bay Buccaneers	69,304	L	0-25
09/30	Denver Broncos	69,538	W	34-23
10/06	@ Cleveland Browns	73,688	W	26-21
10/13	@ Indianapolis Colts	56,174	L	20-22
10/20	Jacksonville Jaguars	69,173	W	17-10
10/27	Pittsburgh Steelers	69,638	L	18-31
11/03	@ Atlanta Falcons	68,532	L	17-20
11/10	Cincinnati Bengals	69,024	W	38-27
11/17	@ Miami Dolphins	73,013	L	7-26
11/24	Tennessee Titans	69,365	W	13-12
12/01	@ Cincinnati Bengals	44,878	W	27-23
12/08	New Orleans Saints	69,334	L	25-37
12/15	@ Houston Texans	70,108	W	23-19
12/22	Cleveland Browns	69,349	L	13-14
12/29	@ Pittsburgh Steelers	61,961	L	31-34



OLB Peter Boulware led the Ravens with 7 sacks in 2002.

**2003: 10-6**

**HEAD COACH: BRIAN BILLICK**

**1st AFC North - Division Title • Top Draft Choice: OLB Terrell Suggs**

09/07	@ Pittsburgh Steelers	63,157	L	15-34
09/14	Cleveland Browns	69,473	W	33-13
09/21	@ San Diego Chargers	52,028	W	24-10
09/28	Kansas City Chiefs	69,459	L	10-17
10/12	@ Arizona Cardinals	24,193	W	26-18
10/19	@ Cincinnati Bengals	53,553	L	26-34
10/26	Denver Broncos	69,721	W	26-6
11/02	Jacksonville Jaguars	69,486	W	24-17
11/09	@ St. Louis Rams	66,085	L	22-33
11/16	@ Miami Dolphins	73,333	L	6-9 OT
11/23	Seattle Seahawks	69,477	W	44-41 OT
11/30	San Francisco 49ers	69,549	W	44-6
12/07	Cincinnati Bengals	69,468	W	31-13
12/14	@ Oakland Raiders	45,398	L	12-20
12/21	@ Cleveland Browns	72,548	W	35-0
12/28	Pittsburgh Steelers	70,001	W	13-10 OT

**AFC Wild Card Playoff Game**

1/3/04	Tennessee Titans	69,452	L	17-20
--------	------------------	--------	---	-------

**2004: 9-7**

**HEAD COACH: BRIAN BILLICK**

**2nd AFC North • Top Draft Choice: DT Dwan Edwards**

09/12	@ Cleveland Browns	73,068	L	3-20
09/19	Pittsburgh Steelers	69,859	W	30-13
09/26	@ Cincinnati Bengals	65,575	W	23-9
10/04	Kansas City Chiefs	69,827	L	24-27
10/10	@ Washington	90,287	W	17-10
10/24	Buffalo Bills	69,809	W	20-6
10/31	@ Philadelphia Eagles	67,715	L	10-15
11/07	Cleveland Browns	69,781	W	27-13
11/14	@ New York Jets	77,826	W	20-17 OT
11/21	Dallas Cowboys	69,924	W	30-10
11/28	@ New England Patriots	68,756	L	3-24
12/05	Cincinnati Bengals	69,695	L	26-27
12/12	New York Giants	69,856	W	37-14
12/19	@ Indianapolis Colts	57,240	L	10-20
12/26	@ Pittsburgh Steelers	64,227	L	7-20
1/2/05	Miami Dolphins	69,843	W	30-23

**2005: 6-10**

**HEAD COACH: BRIAN BILLICK**

**3rd AFC North • Top Draft Choice: WR Mark Clayton**

09/11	Indianapolis Colts	70,501	L	7-24
09/18	@ Tennessee Titans	69,149	L	10-25
10/02	New York Jets	70,479	W	13-3
10/09	@ Detroit Lions	61,201	L	17-35
10/16	Cleveland Browns	70,196	W	16-3
10/23	@ Chicago Bears	62,102	L	6-10
10/31	@ Pittsburgh Steelers	64,178	L	19-20
11/06	Cincinnati Bengals	70,540	L	9-21
11/13	@ Jacksonville Jaguars	66,107	L	3-30
11/20	Pittsburgh Steelers	70,601	W	16-13 OT
11/27	@ Cincinnati Bengals	65,680	L	29-42
12/04	Houston Texans	69,909	W	16-15
12/11	@ Denver Broncos	75,651	L	10-12
12/19	Green Bay Packers	70,604	W	48-3
12/25	Minnesota Vikings	70,246	W	30-23
1/1/06	@ Cleveland Browns	69,871	L	16-20

# ALL-TIME RESULTS

**2006: 13-3**

**HEAD COACH: BRIAN BILLICK**

**1st AFC North - Division Title • Top Draft Choice: DT Haloti Ngata**

09/10	@ Tampa Bay Buccaneers	65,087	W	27-0
09/17	Oakland Raiders	70,744	W	28-6
09/24	@ Cleveland Browns	72,474	W	15-14
10/01	San Diego Chargers	70,743	W	16-13
10/09	@ Denver Broncos	76,355	L	3-13
10/15	Carolina Panthers	70,762	L	21-23
10/29	@ New Orleans Saints	69,152	W	35-22
11/05	Cincinnati Bengals	70,792	W	26-20
11/12	@ Tennessee Titans	69,143	W	27-26
11/19	Atlanta Falcons	70,790	W	24-10
11/26	Pittsburgh Steelers	70,946	W	27-0
11/30	@ Cincinnati Bengals	65,973	L	7-13
12/10	@ Kansas City Chiefs	77,232	W	20-10
12/17	Cleveland Browns	70,857	W	27-17
12/24	@ Pittsburgh Steelers	63,224	W	31-7
12/31	Buffalo Bills	70,913	W	19-7

**AFC Divisional Playoff Game**

1/13/07	Indianapolis Colts	71,162	L	6-15
---------	--------------------	--------	---	------

**2007: 5-11**

**HEAD COACH: BRIAN BILLICK**

**4th AFC North • Top Draft Choice: G Ben Grubbs**

09/10	@ Cincinnati Bengals	66,093	L	20-27
09/16	New York Jets	71,246	W	20-13
09/23	Arizona Cardinals	71,372	W	26-23
09/30	@ Cleveland Browns	73,024	L	13-27
10/07	@ San Francisco 49ers	67,885	W	9-7
10/14	St. Louis Rams	71,175	W	22-3
10/21	@ Buffalo Bills	70,727	L	14-19
11/05	@ Pittsburgh Steelers	63,457	L	7-38
11/11	Cincinnati Bengals	71,130	L	7-21
11/18	Cleveland Browns	71,055	L	30-33 OT
11/25	@ San Diego Chargers	63,337	L	14-32
12/03	New England Patriots	71,382	L	24-27
12/09	Indianapolis Colts	70,513	L	20-44
12/16	@ Miami Dolphins	70,287	L	16-22 OT
12/23	@ Seattle Seahawks	68,164	L	6-27
12/30	Pittsburgh Steelers	71,353	W	27-21



**WR Derrick Mason, the Ravens' all-time leading receiver, led the team with 103 catches during the 2007 season.**

**2008: 11-5**

**HEAD COACH: JOHN HARBAUGH**

**2nd AFC North - Wild Card • Top Draft Choice: QB Joe Flacco**

09/07	Cincinnati Bengals	70,978	W	17-10
09/21	Cleveland Browns	71,104	W	28-10
09/29	@ Pittsburgh Steelers	64,038	L	20-23 OT
10/05	Tennessee Titans	71,131	L	10-13
10/12	@ Indianapolis Colts	66,153	L	3-31
10/19	@ Miami Dolphins	64,972	W	27-13
10/26	Oakland Raiders	71,254	W	29-10
11/02	@ Cleveland Browns	73,078	W	37-27
11/09	@ Houston Texans	70,552	W	41-13
11/16	@ New York Giants	78,849	L	10-30
11/23	Philadelphia Eagles	71,379	W	36-7
11/30	@ Cincinnati Bengals	63,871	W	34-3
12/07	Washington	71,438	W	24-10
12/14	Pittsburgh Steelers	71,502	L	9-13
12/20	@ Dallas Cowboys	63,800	W	33-24
12/28	Jacksonville Jaguars	71,366	W	27-7

**AFC Wild Card Playoff Game**

1/4/09	@ Miami Dolphins	74,240	W	27-9
--------	------------------	--------	---	------

**AFC Divisional Playoff Game**

1/10/09	@ Tennessee Titans	69,143	W	13-10
---------	--------------------	--------	---	-------

**AFC Championship Game**

1/18/09	@ Pittsburgh Steelers	65,350	L	14-23
---------	-----------------------	--------	---	-------

**2009: 9-7**

**HEAD COACH: JOHN HARBAUGH**

**2nd AFC North - Wild Card • Top Draft Choice: T Michael Oher**

09/13	Kansas City Chiefs	71,099	W	38-24
09/20	@ San Diego Chargers	66,882	W	31-26
09/27	Cleveland Browns	70,950	W	34-3
10/04	@ New England Patriots	68,756	L	21-27
10/11	Cincinnati Bengals	71,161	L	14-17
10/18	@ Minnesota Vikings	63,689	L	31-33
11/01	Denver Broncos	71,132	W	30-7
11/08	@ Cincinnati Bengals	64,313	L	7-17
11/16	@ Cleveland Browns	69,023	W	16-0
11/22	Indianapolis Colts	71,320	L	15-17
11/29	Pittsburgh Steelers	71,314	W	20-17 OT
12/07	@ Green Bay Packers	70,286	L	14-27
12/13	Detroit Lions	70,673	W	48-3
12/20	Chicago Bears	71,011	W	31-7
12/27	@ Pittsburgh Steelers	64,068	L	20-23
1/3/10	@ Oakland Raiders	38,400	W	21-13

**AFC Wild Card Playoff Game**

1/10/10	@ New England Patriots	68,756	W	33-14
---------	------------------------	--------	---	-------

**AFC Divisional Playoff Game**

1/16/10	@ Indianapolis Colts	67,535	L	3-20
---------	----------------------	--------	---	------



# ALL-TIME RESULTS

**2010: 12-4**

**HEAD COACH: JOHN HARBAUGH**

**2nd AFC North - Wild Card • Top Draft Choice: OLB Sergio Kindle**

09/13	@ New York Jets	78,127	W	10-9
09/19	@ Cincinnati Bengals	64,071	L	10-15
09/26	Cleveland Browns	71,119	W	24-17
10/03	@ Pittsburgh Steelers	64,729	W	17-14
10/10	Denver Broncos	71,246	W	31-17
10/17	@ New England Patriots	68,756	L	20-23 OT
10/24	Buffalo Bills	71,220	W	37-34 OT
11/07	Miami Dolphins	71,305	W	26-10
11/11	@ Atlanta Falcons	68,474	L	21-26
11/21	@ Carolina Panthers	73,021	W	37-13
11/28	Tampa Bay Buccaneers	70,989	W	17-10
12/05	Pittsburgh Steelers	71,418	L	10-13
12/13	@ Houston Texans	71,413	W	34-28 OT
12/19	New Orleans Saints	71,432	W	30-24
12/26	@ Cleveland Browns	65,028	W	20-10
1/2/11	Cincinnati Bengals	71,088	W	13-7

**AFC Wild Card Playoff Game**

1/9/11	@ Kansas City Chiefs	72,190	W	30-7
--------	----------------------	--------	---	------

**AFC Divisional Playoff Game**

1/15/11	@ Pittsburgh Steelers	64,879	L	24-31
---------	-----------------------	--------	---	-------

**2011: 12-4**

**HEAD COACH: JOHN HARBAUGH**

**1st AFC North - Division Title • Top Draft Choice: CB Jimmy Smith**

09/11	Pittsburgh Steelers	71,434	W	35-7
09/18	@ Tennessee Titans	69,143	L	13-26
09/25	@ St. Louis Rams	56,289	W	37-7
10/02	New York Jets	71,247	W	34-17
10/16	Houston Texans	71,154	W	29-14
10/24	@ Jacksonville Jaguars	62,976	L	7-12
10/30	Arizona Cardinals	71,022	W	30-27
11/06	@ Pittsburgh Steelers	64,851	W	23-20
11/13	@ Seattle Seahawks	66,522	L	17-22
11/20	Cincinnati Bengals	71,320	W	31-24
11/24	San Francisco 49ers	71,345	W	16-6
12/04	@ Cleveland Browns	63,648	W	24-10
12/11	Indianapolis Colts	71,187	W	24-10
12/18	@ San Diego Chargers	67,242	L	14-34
12/24	Cleveland Browns	71,083	W	20-14
1/1/12	@ Cincinnati Bengals	63,439	W	24-16

**AFC Divisional Playoff Game**

1/15/12	Houston Texans	71,547	W	20-13
---------	----------------	--------	---	-------

**AFC Championship Game**

1/22/12	@ New England Patriots	68,756	L	20-23
---------	------------------------	--------	---	-------

**2012: 10-6**

**HEAD COACH: JOHN HARBAUGH**

**1st AFC North - Division Title • Top Draft Choice: OLB Courtney Upshaw**

09/10	Cincinnati Bengals	71,064	W	44-13
09/16	@ Philadelphia Eagles	69,144	L	23-24
09/23	New England Patriots	71,269	W	31-30
09/27	Cleveland Browns	70,944	W	23-16
10/07	@ Kansas City Chiefs	68,803	W	9-6
10/14	Dallas Cowboys	71,384	W	31-29
10/21	@ Houston Texans	71,708	L	13-43
11/04	@ Cleveland Browns	65,449	W	25-15
11/11	Oakland Raiders	71,339	W	55-20
11/18	@ Pittsburgh Steelers	63,446	W	13-10
11/25	@ San Diego Chargers	57,882	W	16-13 OT
12/02	Pittsburgh Steelers	71,442	L	20-23
12/09	@ Washington	81,178	L	28-31 OT
12/16	Denver Broncos	71,317	L	17-34
12/23	New York Giants	71,470	W	33-14
12/30	@ Cincinnati Bengals	61,565	L	17-23

**AFC Wild Card Playoff Game**

1/6/13	Indianapolis Colts	71,379	W	24-9
--------	--------------------	--------	---	------

**AFC Divisional Playoff Game**

1/12/13	@ Denver Broncos	76,732	W	38-35 2OT
---------	------------------	--------	---	-----------

**AFC Championship Game**

1/20/13	@ New England Patriots	68,756	W	28-13
---------	------------------------	--------	---	-------

**Super Bowl XLVII (New Orleans, LA)**

2/3/13	vs. San Francisco 49ers	71,024	W	34-31
--------	-------------------------	--------	---	-------

**2012 WORLD**



**CHAMPIONS**

**2013: 8-8**

**HEAD COACH: JOHN HARBAUGH**

**3rd AFC North • Top Draft Choice: S Matt Elam**

09/05	@ Denver Broncos	76,977	L	27-49
09/15	Cleveland Browns	71,098	W	14-6
09/22	Houston Texans	71,168	W	30-9
09/29	@ Buffalo Bills	68,296	L	20-23
10/06	@ Miami Dolphins	68,342	W	26-23
10/13	Green Bay Packers	71,319	L	17-19
10/20	@ Pittsburgh Steelers	62,295	L	16-19
11/03	@ Cleveland Browns	71,513	L	18-24
11/10	Cincinnati Bengals	70,992	W	20-17 OT
11/17	@ Chicago Bears	62,367	L	20-23 OT
11/24	New York Jets	71,148	W	19-3
11/28	Pittsburgh Steelers	71,005	W	22-20
12/08	Minnesota Vikings	70,921	W	29-26
12/16	@ Detroit Lions	64,742	W	18-16
12/22	New England Patriots	71,433	L	7-41
12/29	@ Cincinnati Bengals	62,406	L	17-34

**BALTIMORE RAVENS.COM**

# ALL-TIME RESULTS

## 2014: 10-6

**HEAD COACH: JOHN HARBAUGH**

**3rd AFC North - Wild Card • Top Draft Choice: LB C.J. Mosley**

09/07	Cincinnati Bengals	70,925	L	16-23
09/11	Pittsburgh Steelers	71,181	W	26-6
09/21	@ Cleveland Browns	67,407	W	23-21
09/28	Carolina Panthers	71,218	W	38-10
10/05	@ Indianapolis Colts	65,258	L	13-20
10/12	@ Tampa Bay Buccaneers	60,041	W	48-17
10/19	Atlanta Falcons	71,184	W	29-7
10/26	@ Cincinnati Bengals	55,711	L	24-27
11/02	@ Pittsburgh Steelers	63,971	L	23-43
11/09	Tennessee Titans	70,914	W	21-7
11/24	@ New Orleans Saints	73,373	W	34-27
11/30	San Diego Chargers	71,060	L	33-34
12/07	@ Miami Dolphins	70,244	W	28-13
12/14	Jacksonville Jaguars	70,801	W	20-12
12/21	@ Houston Texans	71,771	L	13-25
12/28	Cleveland Browns	71,070	W	20-10

### AFC Wild Card Playoff Game

1/3/15 @ Pittsburgh Steelers 62,780 W 30-17

### AFC Divisional Playoff Game

1/10/15 @ New England Patriots 68,756 L 31-35



OLB Terrell Suggs helped lead the Ravens to a 30-17 victory in the 2014 Wild Card Playoff victory at Pittsburgh, posting 6 tackles and 1 INT.

## 2015: 5-11

**HEAD COACH: JOHN HARBAUGH**

**3rd AFC North • Top Draft Choice: WR Breshad Perriman**

09/13	@ Denver Broncos	76,798	L	13-19
09/20	@ Oakland Raiders	53,500	L	33-37
09/27	Cincinnati Bengals	70,970	L	24-28
10/01	@ Pittsburgh Steelers	63,929	W	23-20 OT
10/11	Cleveland Browns	71,046	L	30-33 OT
10/18	@ San Francisco 49ers	70,799	L	20-25
10/26	@ Arizona Cardinals	64,722	L	18-26
11/01	San Diego Chargers	70,829	W	29-26
11/15	Jacksonville Jaguars	70,837	L	20-22
11/22	St. Louis Rams	71,105	W	16-13
11/30	@ Cleveland Browns	64,380	W	33-27
12/06	@ Miami Dolphins	64,519	L	13-15
12/13	Seattle Seahawks	71,179	L	6-35
12/20	Kansas City Chiefs	70,791	L	14-34
12/27	Pittsburgh Steelers	71,261	W	20-17
1/3/16	@ Cincinnati Bengals	57,254	L	16-24

## 2016: 8-8

**HEAD COACH: JOHN HARBAUGH**

**2nd AFC North • Top Draft Choice: T Ronnie Stanley**

09/11	Buffalo Bills	71,104	W	13-7
09/18	@ Cleveland Browns	67,431	W	25-20
09/25	@ Jacksonville Jaguars	60,127	W	19-17
10/02	Oakland Raiders	71,152	L	27-28
10/09	Washington	71,318	L	10-16
10/16	@ New York Giants	78,487	L	23-27
10/23	@ New York Jets	78,160	L	16-24
11/06	Pittsburgh Steelers	71,286	W	21-14
11/10	Cleveland Browns	70,921	W	28-7
11/20	@ Dallas Cowboys	93,056	L	17-27
11/27	Cincinnati Bengals	70,903	W	19-14
12/04	Miami Dolphins	70,916	W	38-6
12/12	@ New England Patriots	66,829	L	23-30
12/18	Philadelphia Eagles	71,223	W	27-26
12/25	@ Pittsburgh Steelers	66,276	L	27-31
1/1/17	@ Cincinnati Bengals	54,944	L	10-27

## 2017: 9-7

**HEAD COACH: JOHN HARBAUGH**

**2nd AFC North • Top Draft Choice: CB Marlon Humphrey**

09/10	@ Cincinnati Bengals	55,254	W	20-0
09/17	Cleveland Browns	70,605	W	24-10
09/24	@ Jacksonville Jaguars	84,592	L	7-44
10/01	Pittsburgh Steelers	71,126	L	9-26
10/08	@ Oakland Raiders	54,980	W	30-17
10/15	Chicago Bears	70,616	L	24-27 OT
10/22	@ Minnesota Vikings	66,751	L	16-24
10/26	Miami Dolphins	70,408	W	40-0
11/05	@ Tennessee Titans	67,322	L	20-23
11/19	@ Green Bay Packers	77,945	W	23-0
11/27	Houston Texans	70,357	W	23-16
12/03	Detroit Lions	70,500	W	44-20
12/10	@ Pittsburgh Steelers	60,069	L	38-39
12/17	@ Cleveland Browns	56,434	W	27-10
12/23	Indianapolis Colts	70,590	W	23-16
12/31	Cincinnati Bengals	70,507	L	27-31



Rookie CB Marlon Humphrey recorded 3 tackles, 2 PD and 1 INT in the Ravens' 23-0 victory at Green Bay, marking Baltimore's third shutout win of the 2017 campaign.



# ALL-TIME RESULTS

**2018: 10-6**

**HEAD COACH: JOHN HARBAUGH**

**1st AFC North - Division Title • Top Draft Choice: TE Hayden Hurst**

09/09	Buffalo Bills	70,591	W	47-3
09/13	@ Cincinnati Bengals	50,018	L	23-34
09/23	Denver Broncos	70,156	W	27-14
09/30	@ Pittsburgh Steelers	62,030	W	26-14
10/07	@ Cleveland Browns	67,431	L	9-12 OT
10/14	@ Tennessee Titans	64,441	W	21-0
10/21	New Orleans Saints	70,639	L	23-24
10/28	@ Carolina Panthers	73,843	L	21-36
11/04	Pittsburgh Steelers	70,997	L	16-23
11/18	Cincinnati Bengals	70,077	W	24-21
11/25	Oakland Raiders	70,035	W	34-17
12/02	@ Atlanta Falcons	72,262	W	26-16
12/09	@ Kansas City Chiefs	74,336	L	24-27 OT
12/16	Tampa Bay Buccaneers	70,031	W	20-12
12/22	@ Los Angeles Chargers	25,571	W	22-10
12/30	Cleveland Browns	70,925	W	26-24

**AFC Wild Card Playoff Game**

1/6/19	Los Angeles Chargers	70,432	L	17-23
--------	----------------------	--------	---	-------

**2019: 14-2**

**HEAD COACH: JOHN HARBAUGH**

**1st AFC North - Division Title • Top Draft Choice: WR Marquise Brown**

09/08	@ Miami Dolphins	65,012	W	59-10
09/15	Arizona Cardinals	70,126	W	23-17
09/22	@ Kansas City Chiefs	73,390	L	28-33
09/29	Cleveland Browns	70,686	L	25-40
10/06	@ Pittsburgh Steelers	64,037	W	26-23 OT
10/13	Cincinnati Bengals	70,051	W	23-17
10/20	@ Seattle Seahawks	69,012	W	30-16
11/03	New England Patriots	71,157	W	37-20
11/10	@ Cincinnati Bengals	45,918	W	49-13
11/17	Houston Texans	70,731	W	41-7
11/25	@ LA Rams	72,409	W	45-6
12/01	San Francisco 49ers	71,029	W	20-17
12/08	@ Buffalo Bills	69,134	W	24-17
12/12	NY Jets	70,545	W	42-21
12/22	@ Cleveland Browns	67,431	W	31-15
12/29	Pittsburgh Steelers	70,695	W	28-10

**AFC Divisional Playoff Game**

1/11/20	Tennessee Titans	71,254	L	12-28
---------	------------------	--------	---	-------



The Ravens won six-straight games – including a 20-13 Wild Card battle at Tennessee – before falling in the Divisional Round at No. 2 Buffalo to close out the 2020 campaign. QB Lamar Jackson improved to 30-7 as a regular season starter, becoming the fastest QB in NFL history to reach 30 wins in his first 37 starts

**2020: 11-5**

**HEAD COACH: JOHN HARBAUGH**

**2nd AFC North • Top Draft Choice: LB Patrick Queen**

09/13	Cleveland Browns	n/a	W	38-6
09/20	@ Houston Texans	n/a	W	33-16
09/28	Kansas City Chiefs	n/a	L	20-34
10/04	@ Washington Football Team	n/a	W	31-17
10/11	Cincinnati Bengals	n/a	W	27-3
10/18	@ Philadelphia Eagles	5,500	W	30-28
11/01	Pittsburgh Steelers	4,345	L	24-28
11/08	@ Indianapolis Colts	12,200	W	24-10
11/15	@ New England Patriots	n/a	L	17-23
11/22	Tennessee Titans	n/a	L	24-30 OT
12/02	@ Pittsburgh Steelers	n/a	L	14-19
12/08	Dallas Cowboys	n/a	W	34-17
12/14	@ Cleveland Browns	11,974	W	47-42
12/20	Jacksonville Jaguars	n/a	W	40-14
12/27	New York Giants	n/a	W	27-13
01/03	@ Cincinnati Bengals	10,499	W	38-3

**AFC Wild Card Playoff Game**

1/10/21	@ Tennessee Titans	14,029	W	20-13
---------	--------------------	--------	---	-------

**AFC Divisional Playoff Game**

1/16/21	@ Buffalo Bills	6,772	L	3-17
---------	-----------------	-------	---	------



In 2019, John Harbaugh led Baltimore to a franchise-best 14-2 record, a mark that included a 12-game win streak to close out regular season play.

## 2020: DID YOU KNOW?

- The Ravens finished 2020 with the NFL's No. 1 rushing attack (191.9 ypg) for the second-straight season. Baltimore's 3,071 rushing yards stand as the third most in a 16-game NFL season. (The Ravens own two of the Top 3 marks.)
- Entering 2021, Baltimore has rushed for 100+ yards in 39-straight games, marking the second-longest streak in pro football history.
- In 2020, Baltimore also registered an NFL-best six games with at least 200 rushing yards, including a franchise-record 404-yard output in Week 17's victory at the Cincinnati Bengals.



# RAVENS VS. AFC OPPONENTS

## VS. AFC NORTH

### CINCINNATI BENGALS HEAD COACH ZAC TAYLOR

Ravens Lead Regular Season Series, 27-23  
Preseason Series, No Meetings



11/03/96	Bengals	24-21 Bal.	60,743
12/08/96	Bengals	21-14 @ Cin.	43,022
09/07/97	Ravens	23-10 Bal.	52,968
12/21/97	Bengals	16-14 @ Cin.	50,917
09/27/98	Ravens	31-21 Bal.	68,154
11/22/98	Ravens	20-13 @ Cin.	52,571
11/21/99	Ravens	34-31 @ Cin.	43,279
12/26/99	Ravens	22-0 Bal.	68,036
09/24/00	Ravens	37-0 Bal.	68,481
11/05/00	Ravens	27-7 @ Cin.	54,759
09/23/01	Bengals	21-10 @ Cin.	49,632
12/23/01	Ravens	16-0 Bal.	68,987
11/10/02	Ravens	38-27 Bal.	69,024
12/01/02	Ravens	27-23 @ Cin.	44,878
10/19/03	Bengals	34-26 @ Cin.	53,553
12/07/03	Ravens	31-13 Bal.	69,468
09/26/04	Ravens	23-9 @ Cin.	65,575
12/05/04	Bengals	27-26 Bal.	69,695
11/06/05	Bengals	21-9 Bal.	70,540
11/27/05	Bengals	42-29 @ Cin.	65,680
11/05/06	Ravens	26-20 Bal.	70,792
11/30/06	Bengals	13-7 @ Cin.	65,973
09/10/07	Bengals	27-20 @ Cin.	66,093
11/11/07	Bengals	21-7 Bal.	71,130
09/07/08	Ravens	17-10 Bal.	70,978
11/30/08	Ravens	34-3 @ Cin.	63,871
10/11/09	Bengals	17-14 Bal.	71,161
11/08/09	Bengals	17-7 @ Cin.	64,313
09/19/10	Bengals	15-10 @ Cin.	64,071
01/02/11	Ravens	13-7 Bal.	71,088
11/20/11	Ravens	31-24 Bal.	71,320
01/01/12	Ravens	24-16 @ Cin.	63,439
09/10/12	Ravens	44-13 Bal.	71,064
12/30/12	Bengals	23-17 @ Cin.	61,565
11/10/13	Ravens	20-17 Bal. OT	70,992
12/29/13	Bengals	34-17 @ Cin.	62,406
09/07/14	Bengals	23-16 Bal.	70,925
10/26/14	Bengals	27-24 @ Cin.	55,711
09/27/15	Bengals	28-24 Bal.	70,970
01/03/16	Bengals	24-16 @ Cin.	57,254
11/27/16	Ravens	19-14 Bal.	70,903
01/01/17	Bengals	27-10 @ Cin.	54,944
09/10/17	Ravens	20-0 @ Cin.	55,254
12/31/17	Bengals	31-27 Bal.	70,507
09/13/18	Bengals	34-23 @ Cin.	50,018
11/18/18	Ravens	24-21 Bal.	70,077
10/13/19	Ravens	23-17 Bal.	70,051
11/10/19	Ravens	49-13 @ Cin.	45,918
10/11/20	Ravens	27-3 Bal.	n/a
01/03/21	Ravens	38-3 @ Cin.	10,499

### CLEVELAND BROWNS HEAD COACH KEVIN STEFANSKI

Ravens Lead Regular Season Series, 33-11  
Preseason Series, No Meetings



09/26/99	Ravens	17-10 Bal.	68,803
11/07/99	Ravens	41-9 @ Cle.	72,898
10/01/00	Ravens	12-0 @ Cle.	73,018
11/26/00	Ravens	44-7 Bal.	68,361
10/21/01	Browns	24-14 @ Cle.	72,818
11/18/01	Browns	27-17 Bal.	69,353
10/06/02	Ravens	26-21 @ Cle.	73,688
12/22/02	Browns	14-13 Bal.	69,348
09/14/03	Ravens	33-13 Bal.	69,473
12/21/03	Ravens	35-0 @ Cle.	72,548
09/12/04	Browns	20-3 @ Cle.	73,068
11/07/04	Ravens	27-13 Bal.	69,781
10/16/05	Ravens	16-3 Bal.	70,196
01/01/06	Browns	20-16 @ Cle.	69,871
09/24/06	Ravens	15-14 @ Cle.	72,474
12/17/06	Ravens	27-17 Bal.	70,857
09/30/07	Browns	27-13 @ Cle.	73,024
11/18/07	Browns	33-30 Bal. OT	71,055
09/21/08	Ravens	28-10 Bal.	71,104
11/02/08	Ravens	37-27 @ Cle.	73,078
09/27/09	Ravens	34-3 Bal.	70,950
11/16/09	Ravens	16-0 @ Cle.	69,023
09/26/10	Ravens	24-17 Bal.	71,119
12/26/10	Ravens	20-10 @ Cle.	65,028
12/04/11	Ravens	24-10 @ Cle.	63,648
12/24/11	Ravens	20-14 Bal.	71,083
09/27/12	Ravens	23-16 Bal.	70,944
11/04/12	Ravens	25-15 @ Cle.	65,449
09/15/13	Ravens	14-6 Bal.	71,098
11/03/13	Browns	24-18 @ Cle.	71,513
09/21/14	Ravens	23-21 @ Cle.	67,407
12/28/14	Ravens	20-10 Bal.	71,070
10/11/15	Browns	33-30 Bal. OT	71,046
11/30/15	Ravens	33-27 @ Cle.	64,380
09/18/16	Ravens	25-20 @ Cle.	67,431
11/10/16	Ravens	28-7 Bal.	70,921
09/17/17	Ravens	24-10 Bal.	70,605
12/17/17	Ravens	27-10 @ Cle.	56,434
10/07/18	Browns	12-9 @ Cle. OT	67,431
12/30/18	Ravens	26-24 Bal.	70,925
09/29/19	Browns	40-25 Bal.	70,686
12/22/19	Ravens	31-15 @ Cle.	67,431
09/13/20	Ravens	38-6 Bal.	n/a
12/14/20	Ravens	47-42 @ Cle.	11,974

### PITTSBURGH STEELERS HEAD COACH MIKE TOMLIN

Steelers Lead Regular Season Series, 27-23  
Preseason Series, No Meetings



09/08/96	Steelers	31-17 @ Pit.	57,241
12/01/96	Ravens	31-17 Bal.	51,822
10/05/97	Steelers	42-34 Bal.	64,421
11/09/97	Steelers	37-0 @ Pit.	56,669
09/06/98	Steelers	20-13 Bal.	68,847
10/18/98	Steelers	16-6 @ Pit.	58,620
09/19/99	Steelers	23-20 Bal.	68,965

# RAVENS VS. AFC OPPONENTS

## VS. AFC NORTH CONT'D

12/12/99	Ravens	31-24 @ Pit.....	46,715
09/03/00	Ravens	16-0 @ Pit.....	55,049
10/29/00	Steelers	9-6 Bal. ....	69,405
11/04/01	Ravens	13-10 @ Pit.....	62,906
12/16/01	Steelers	26-21 Bal. ....	69,506
10/27/02	Steelers	31-18 Bal. ....	69,638
12/29/02	Steelers	34-31 @ Pit.....	61,961
09/07/03	Steelers	34-15 @ Pit.....	63,157
12/28/03	Ravens	13-10 Bal. OT .....	70,001
09/19/04	Ravens	30-13 Bal. ....	69,859
12/26/04	Steelers	20-7 @ Pit.....	64,227
10/31/05	Steelers	20-19 @ Pit.....	64,178
11/20/05	Ravens	16-13 Bal. OT .....	70,601
11/26/06	Ravens	27-0 Bal. ....	70,946
12/24/06	Ravens	31-7 @ Pit.....	63,224
11/05/07	Steelers	38-7 @ Pit.....	63,457
12/30/07	Ravens	27-21 Bal. ....	71,353
09/29/08	Steelers	23-20 @ Pit. OT.....	64,038
12/14/08	Steelers	13-9 Bal. ....	71,502
11/29/09	Ravens	20-17 Bal. OT .....	71,314
12/27/09	Steelers	23-20 @ Pit.....	64,068
10/03/10	Ravens	17-14 @ Pit.....	64,729
12/05/10	Steelers	13-10 Bal. ....	71,418
09/11/11	Ravens	35-7 Bal. ....	71,434
11/06/11	Ravens	23-20 @ Pit.....	64,851
11/18/12	Ravens	13-10 @ Pit.....	63,446
12/02/12	Steelers	23-20 Bal. ....	71,442
10/20/13	Steelers	19-16 @ Pit.....	62,295
11/28/13	Ravens	22-20 Bal. ....	71,005
09/11/14	Ravens	26-6 Bal. ....	71,181
11/02/14	Steelers	43-23 @ Pit.....	63,971
10/01/15	Ravens	23-20 @ Pit. OT.....	63,929
12/27/15	Ravens	20-17 Bal. ....	71,261
11/06/16	Ravens	21-14 Bal. ....	71,286
12/25/16	Steelers	31-27 @ Pit.....	66,276
10/01/17	Steelers	26-9 Bal. ....	71,126
12/10/17	Steelers	39-38 @ Pit.....	60,069
09/30/18	Ravens	26-14 @ Pit.....	62,030
11/04/18	Steelers	23-16 Bal. ....	70,997
10/06/19	Ravens	26-23 @ Pit. OT.....	64,037
12/29/19	Ravens	28-10 Bal. ....	70,695
11/01/20	Steelers	28-24 Bal. ....	4,345
12/02/20	Steelers	19-14 @ Pit.....	n/a

### Steelers Lead Postseason Series, 3-1

01/20/02	Steelers	27-10 @ Pit.....	63,976
		Divisional Playoff	
01/18/09	Steelers	23-14 @ Pit.....	65,350
		AFC Championship	
01/15/11	Steelers	31-24 @ Pit.....	64,879
		Divisional Playoff	
01/03/15	Ravens	30-17 @ Pit.....	62,780
		Wild Card	

## VS. AFC SOUTH

### HOUSTON TEXANS HEAD COACH DAVID CULLEY



Ravens Lead Regular Season Series, 9-2  
Preseason Series, No Meetings

12/15/02	Ravens	23-19 @ Hou. ....	70,108
12/04/05	Ravens	16-15 Bal. ....	69,909
11/09/08	Ravens	41-13 @ Hou. ....	70,552
12/13/10	Ravens	34-28 @ Hou. OT .....	71,413
10/16/11	Ravens	29-14 Bal. ....	71,154
10/21/12	Texans	43-13 @ Hou. ....	71,708
09/22/13	Ravens	30-9 Bal. ....	71,168
12/21/14	Texans	25-13 @ Hou. ....	71,771
11/27/17	Ravens	23-16 Bal. ....	70,357
11/17/19	Ravens	41-7 Bal. ....	70,731
09/20/20	Ravens	33-16 @ Hou. ....	n/a

### Ravens Lead Postseason Series, 1-0

01/15/12	Ravens	20-13 Bal. ....	71,547
		Divisional Playoff	

### INDIANAPOLIS COLTS HEAD COACH FRANK REICH



Colts Lead Regular Season Series, 8-5  
Ravens Lead Preseason Series, 2-0

#### Preseason

08/20/16	Ravens	19-18 @ Ind. ....	65,327
08/20/18	Ravens	20-19 @ Ind. ....	60,576

#### Regular Season

10/13/96	Colts	26-21 @ Ind. ....	56,978
11/29/98	Ravens	38-31 Bal. ....	68,898
12/02/01	Ravens	39-27 Bal. ....	69,382
10/13/02	Colts	22-20 @ Ind. ....	56,174
12/09/04	Colts	20-10 @ Ind. ....	57,240
09/11/05	Colts	24-7 Bal. ....	70,501
12/09/07	Colts	44-20 Bal. ....	70,513
10/12/08	Colts	31-3 @ Ind. ....	66,153
11/22/09	Colts	17-15 Bal. ....	71,320
12/11/11	Ravens	24-10 Bal. ....	71,187
10/05/14	Colts	20-13 @ Ind. ....	65,258
12/23/17	Ravens	23-16 Bal. ....	70,590
11/08/20	Ravens	24-10 @ Ind. ....	12,200

### Colts Lead Postseason Series, 2-1

01/13/07	Colts	15-6 Bal. ....	71,162
		Divisional Playoff	
01/16/10	Colts	20-3 @ Ind. ....	67,535
		Divisional Playoff	
01/06/13	Ravens	24-9 Bal. ....	71,379
		Wild Card Playoff	

### JACKSONVILLE JAGUARS HEAD COACH URBAN MEYER



Jaguars Lead Regular Season Series, 12-10  
Ravens Lead Preseason Series, 2-0

#### Preseason

08/23/12	Ravens	48-17 Bal. ....	70,502
08/08/19	Ravens	29-0 Bal. ....	69,699

# RAVENS VS. AFC OPPONENTS

## VS. AFC SOUTH CONT'D

### Regular Season

11/10/96	Jaguars	30-27 @ Jax.	64,628
11/24/96	Jaguars	28-25 Bal. OT	57,384
08/31/97	Jaguars	28-27 Bal.	61,018
11/30/97	Jaguars	29-27 @ Jax.	63,712
09/20/98	Jaguars	24-10 @ Jax.	67,069
11/01/98	Jaguars	45-19 Bal.	68,915
11/14/99	Jaguars	6-3 @ Jax.	67,391
11/28/99	Jaguars	30-23 Bal.	68,428
09/10/00	Ravens	39-36 Bal.	68,843
10/08/00	Ravens	15-10 @ Jax.	65,194
10/28/01	Ravens	18-17 Bal.	69,439
11/25/01	Ravens	24-21 @ Jax.	53,530
10/20/02	Ravens	17-10 Bal.	69,173
11/02/03	Ravens	24-17 Bal.	69,486
11/13/05	Jaguars	30-3 @ Jax.	66,107
12/28/08	Ravens	27-7 Bal.	71,366
10/24/11	Jaguars	12-7 @ Jax.	62,976
12/14/14	Ravens	20-12 Bal.	70,801
11/15/15	Jaguars	22-20 Bal.	70,837
09/25/16	Ravens	19-17 @ Jax.	60,127
09/24/17	Jaguars	44-7 @ Jax. (London)	84,592
12/20/20	Ravens	40-14 Bal.	n/a

### TENNESSEE TITANS HEAD COACH MIKE VRABEL

Titans Lead Regular Season Series, 11-10  
Preseason Series, No Meetings



09/15/96	Oilers	29-13 @ Hou.	20,082
12/22/96	Oilers	24-21 Bal.	52,704
09/21/97	Ravens	36-10 @ Ten.	17,737
12/14/97	Ravens	21-19 Bal.	60,558
10/11/98	Titans	12-8 Bal.	68,561
12/06/98	Titans	16-14 @ Ten.	31,124
10/10/99	Titans	14-11 @ Ten.	65,486
12/05/99	Ravens	41-14 Bal.	67,854
10/22/00	Titans	16-14 Bal.	68,490
11/12/00	Ravens	24-23 @ Ten.	69,200
10/07/01	Ravens	26-7 Bal.	69,494
11/12/01	Ravens	16-10 @ Ten.	68,798
11/24/02	Ravens	13-12 Bal.	69,365
09/18/05	Titans	25-10 @ Ten.	69,149
11/12/06	Ravens	27-26 @ Ten.	69,143
10/05/08	Titans	13-10 Bal.	71,131
09/18/11	Titans	26-13 @ Ten.	69,143
11/09/14	Ravens	21-7 Bal.	70,914
11/05/17	Titans	23-20 @ Ten.	67,322
10/14/18	Ravens	21-0 @ Ten.	64,441
11/22/20	Titans	30-24 Bal. OT	n/a

### Ravens Lead Postseason Series, 3-2

01/07/01	Ravens	24-10 @ Ten.	68,527
		Divisional Playoff	
01/03/04	Titans	20-17 Bal.	69,452
		Wild Card	
01/10/09	Ravens	13-10 @ Ten.	69,143
		Divisional Playoff	
01/11/20	Titans	28-12 Bal.	71,254
		Divisional Playoff	
01/10/21	Ravens	20-13 @ Ten.	14,029
		Wild Card	

## VS. AFC EAST

### BUFFALO BILLS HEAD COACH SEAN MCDERMOTT

Ravens Lead Regular Season Series, 6-3  
Preseason Series Tied, 2-2



### Preseason

08/23/96	Ravens	37-14 @ Buf.	51,905
08/22/97	Bills	31-28 Bal.	54,473
08/09/03	Bills	28-10 Bal.	68,550
08/26/17	Ravens	13-9 Bal.	70,229

### Regular Season

10/31/99	Bills	13-10 Bal.	68,673
10/24/04	Ravens	20-6 Bal.	69,809
12/31/06	Ravens	19-7 Bal.	70,913
10/21/07	Bills	19-14 @ Buf.	70,727
10/24/10	Ravens	37-34 Bal. OT	71,220
09/29/13	Bills	23-20 @ Buf.	68,296
09/11/16	Ravens	13-7 Bal.	71,104
09/09/18	Ravens	47-3 Bal.	70,591
12/08/19	Ravens	24-17 @ Buf.	69,134

### Bills Lead Postseason Series, 1-0

01/16/21	Bills	17-3 @ Buf.	6,772
		Divisional Playoff	

### MIAMI DOLPHINS HEAD COACH BRIAN FLORES

Ravens Lead Regular Season Series, 8-6  
Ravens Lead Preseason Series, 2-0



### Preseason

08/17/17	Ravens	31-7 @ Mia.	64,464
08/25/18	Ravens	27-10 @ Mia.	60,071

### Regular Season

10/19/97	Dolphins	24-13 Bal.	64,354
09/17/00	Dolphins	19-6 @ Mia.	73,464
11/17/02	Dolphins	26-7 @ Mia.	73,013
11/16/03	Dolphins	9-6 @ Mia. OT	73,333
01/02/05	Ravens	30-23 Bal.	69,843
12/16/07	Dolphins	22-16 @ Mia. OT	70,287
10/19/08	Ravens	27-13 @ Mia.	64,972
11/07/10	Ravens	26-10 Bal.	71,305
10/06/13	Ravens	26-23 @ Mia.	68,342
12/07/14	Ravens	28-13 @ Mia.	70,244
12/06/15	Dolphins	15-13 @ Mia.	64,519
12/04/16	Ravens	38-6 Bal.	70,916
10/26/17	Ravens	40-0 Bal.	70,408
09/08/19	Ravens	59-10 @ Mia.	65,012

### Ravens Lead Postseason Series, 2-0

01/13/02	Ravens	20-3 @ Mia.	72,251
		Wild Card	
01/04/09	Ravens	27-9 @ Mia.	74,240
		Wild Card	



# RAVENS VS. AFC OPPONENTS

## VS. AFC EAST CONT'D

### NEW ENGLAND PATRIOTS HEAD COACH BILL BELICHICK

Patriots Lead Regular Season Series, 9-2  
Ravens Lead Preseason Series, 1-0



#### Preseason

08/07/08 Ravens 16-15 @ NE ..... 68,756

#### Regular Season

10/06/96 Patriots 46-38 Bal. .... 63,569  
01/02/00 Patriots 20-3 @ NE ..... 50,263  
11/28/04 Patriots 24-3 @ NE ..... 68,756  
12/03/07 Patriots 27-24 Bal. .... 71,382  
10/04/09 Patriots 27-21 @ NE ..... 68,756  
10/17/10 Patriots 23-20 @ NE OT..... 68,756  
09/23/12 Ravens 31-30 Bal. .... 71,269  
12/22/13 Patriots 41-7 Bal. .... 71,433  
12/12/16 Patriots 30-23 @ NE ..... 66,829  
11/03/19 Ravens 37-20 Bal. .... 71,157  
11/15/20 Patriots 23-17 @ NE ..... n/a

#### Postseason Series Tied, 2-2

01/10/10 Ravens 33-14 @ NE ..... 68,756  
Wild Card  
01/22/12 Patriots 23-20 @ NE ..... 68,756  
AFC Championship  
01/20/13 Ravens 28-13 @ NE ..... 68,756  
AFC Championship  
01/10/15 Patriots 35-31 @ NE ..... 68,756  
Divisional Playoff

### NEW YORK JETS HEAD COACH ROBERT SALEH

Ravens Lead Regular Season Series, 9-2  
Preseason Series Tied, 3-3



#### Preseason

08/08/97 Jets 39-29 @ NYJ ..... 23,067  
08/16/98 Ravens 33-0 @ NYJ ..... 47,906  
08/22/00 Ravens 10-0 Bal. .... 66,588  
08/18/01 Jets 16-3 @ NYJ ..... 76,406  
08/15/02 Jets 34-16 Bal. .... 67,681  
08/24/09 Ravens 24-23 Bal. .... 70,335

#### Regular Season

11/02/97 Jets 19-16 @ NYJ OT..... 59,524  
09/13/98 Ravens 24-10 @ NYJ ..... 70,063  
12/24/00 Ravens 34-20 Bal. .... 69,184  
11/14/04 Ravens 20-17 @ NYJ OT..... 77,826  
10/02/05 Ravens 13-3 Bal. .... 70,479  
09/16/07 Ravens 20-13 Bal. .... 71,246  
09/13/10 Ravens 10-9 @ NYJ ..... 78,127  
10/02/11 Ravens 34-17 Bal. .... 71,247  
11/24/13 Ravens 19-3 Bal. .... 71,148  
10/23/16 Jets 24-16 @ NYJ ..... 78,160  
12/12/19 Ravens 42-21 Bal. .... 70,545

## VS. AFC WEST

### DENVER BRONCOS HEAD COACH VIC FANGIO

Regular Season Series Tied, 6-6  
Preseason Series, No Meetings



10/20/96 Broncos 45-34 @ Den. .... 70,453  
09/30/01 Ravens 20-13 @ Den. .... 75,082  
09/30/02 Ravens 34-23 Bal. .... 69,638  
10/26/03 Ravens 26-6 Bal. .... 69,721  
12/11/05 Broncos 12-10 @ Den. .... 75,651  
10/09/06 Broncos 13-3 @ Den. .... 76,355  
11/01/09 Ravens 30-7 Bal. .... 71,132  
10/10/10 Ravens 31-17 Bal. .... 71,246  
12/16/12 Broncos 34-17 Bal. .... 71,317  
09/05/13 Broncos 49-27 @ Den. .... 76,977  
09/13/15 Broncos 19-13 @ Den. .... 76,798  
09/23/18 Ravens 27-14 Bal. .... 70,156

#### Ravens Lead Postseason Series, 2-0

12/31/00 Ravens 21-3 Bal. .... 69,638  
Wild Card  
01/12/13 Ravens 38-35 @ Den. 20T ..... 76,732  
Divisional Playoff

### KANSAS CITY CHIEFS HEAD COACH ANDY REID

Chiefs Lead Regular Season Series, 7-3  
Ravens Lead Preseason Series, 1-0



#### Preseason

08/19/11 Ravens 31-13 Bal. .... 70,690

#### Regular Season

10/21/99 Chiefs 35-8 Bal. .... 68,771  
09/28/03 Chiefs 17-10 Bal. .... 69,459  
10/04/04 Chiefs 27-24 Bal. .... 69,827  
12/10/06 Ravens 20-10 @ KC ..... 77,232  
09/13/09 Ravens 38-24 Bal. .... 71,099  
10/07/12 Ravens 9-6 @ KC ..... 68,803  
12/20/15 Chiefs 34-14 Bal. .... 70,791  
12/09/18 Chiefs 27-24 @ KC OT..... 74,336  
09/22/19 Chiefs 33-28 @ KC ..... 73,390  
09/28/20 Chiefs 34-20 Bal. .... n/a

#### Ravens Lead Postseason Series, 1-0

01/09/11 Ravens 30-7 @ KC ..... 72,190  
Wild Card

### LAS VEGAS RAIDERS HEAD COACH JON GRUDEN

Ravens Lead Regular Season Series, 8-3  
Preseason Series, No Meetings



09/01/96 Ravens 19-14 Bal. .... 64,124  
11/08/98 Ravens 13-10 Bal. .... 69,037  
12/14/03 Raiders 20-12 @ Oak. .... 45,398  
09/17/06 Ravens 28-6 Bal. .... 70,744  
10/26/08 Ravens 29-10 Bal. .... 71,254  
01/03/10 Ravens 21-13 @ Oak. .... 38,400  
11/11/12 Ravens 55-20 Bal. .... 71,339  
09/20/15 Raiders 37-33 @ Oak. .... 53,500  
10/02/16 Raiders 28-27 Bal..... 71,152  
10/08/17 Ravens 30-17 @ Oak. .... 54,980  
11/25/18 Ravens 34-17 Bal. .... 70,035

# RAVENS VS. AFC & NFC OPPONENTS

## VS. AFC WEST CONT'D

### Ravens Lead Postseason Series, 1-0

01/14/01	Ravens	16-3 @ Oak.	62,784
		AFC Championship	

### LOS ANGELES CHARGERS HEAD COACH BRANDON STALEY

#### Ravens Lead Regular Season Series, 7-5 Preseason Series, No Meetings



09/28/97	Chargers	21-17 @ SD	54,094
11/15/98	Chargers	14-13 @ SD	54,388
12/10/00	Ravens	24-3 Bal.	68,805
09/21/03	Ravens	24-10 @ SD	52,028
10/01/06	Ravens	16-13 Bal.	70,743
11/25/07	Chargers	32-14 @ SD	63,337
09/20/09	Ravens	31-26 @ SD	66,882
12/18/11	Chargers	34-14 @ SD	67,242
11/25/12	Ravens	16-13 @ SD OT	57,882
11/30/14	Chargers	34-33 Bal.	71,060
11/01/15	Ravens	29-26 Bal.	70,829
12/22/18	Ravens	22-10 @ LAC	25,571

### Chargers Lead Postseason Series, 1-0

01/06/19	Chargers	23-17 Bal.	70,432
		Wild Card	

## VS. NFC NORTH

### CHICAGO BEARS HEAD COACH MATT NAGY

#### Bears Lead Regular Season Series, 4-2 Ravens Lead Preseason Series, 2-0



#### Preseason

08/08/98	Ravens	19-14 @ Chi.	65,938
08/02/18	Ravens	17-16 @ HOF Game	19,876

#### Regular Season

12/20/98	Bears	24-3 @ Chi.	40,853
09/09/01	Ravens	17-6 Bal.	69,365
10/23/05	Bears	10-6 @ Chi.	62,102
12/20/09	Ravens	31-7 Bal.	71,011
11/17/13	Bears	23-20 @ Chi. OT	62,367
10/15/17	Bears	27-24 OT Bal.	70,616

### DETROIT LIONS HEAD COACH DAN CAMPBELL

#### Ravens Lead Regular Season Series, 4-1 Ravens Lead Preseason Series, 3-1



#### Preseason

08/09/02	Ravens	12-6 Bal.	67,421
08/28/04	Ravens	17-6 Bal.	69,552
08/17/12	Lions	27-12 Bal.	70,567
08/27/16	Ravens	30-9 Bal.	70,473

#### Regular Season

12/27/98	Ravens	19-10 Bal.	68,045
10/09/05	Lions	35-17 @ Det.	61,201
12/13/09	Ravens	48-3 Bal.	70,673
12/16/13	Ravens	18-16 @ Det.	64,742
12/03/17	Ravens	44-20 Bal.	70,500

### GREEN BAY PACKERS HEAD COACH MATT LAFLEUR

#### Packers Lead Regular Season Series, 4-2 Preseason Series Tied, 1-1



#### Preseason

08/17/96	Packers	17-15 Bal.	62,025
08/15/19	Ravens	26-13 Bal.	69,822

#### Regular Season

10/25/98	Packers	28-10 @ GB	59,860
10/14/01	Packers	31-23 @ GB	59,866
12/19/05	Ravens	48-3 Bal.	70,604
12/07/09	Packers	27-14 @ GB	70,286
10/13/13	Packers	19-17 Bal.	71,319
11/19/17	Ravens	23-0 @ GB	77,945

### MINNESOTA VIKINGS HEAD COACH MIKE ZIMMER

#### Regular Season Series Tied, 3-3 Vikings Lead Preseason Series, 2-0



#### Preseason

08/25/06	Vikings	30-7 @ Min.	63,257
08/16/08	Vikings	23-15 Bal.	70,585

#### Regular Season

12/13/98	Vikings	38-28 Bal.	69,074
01/07/02	Ravens	19-3 Bal.	69,465
12/25/05	Ravens	30-23 Bal.	70,246
10/18/09	Vikings	33-31 @ Min.	63,689
12/08/13	Ravens	29-26 Bal.	70,921
10/22/17	Vikings	24-16 @ Min.	66,751

## VS. NFC SOUTH

### ATLANTA FALCONS HEAD COACH ARTHUR SMITH

#### Ravens Lead Regular Season Series, 4-2 Ravens Lead Preseason Series, 7-4



#### Preseason

08/21/99	Ravens	19-6 @ Atl.	44,843
08/16/03	Ravens	13-10 @ Atl.	68,237
08/12/04	Ravens	24-0 Bal.	69,299
08/13/05	Falcons	16-3 @ Atl.	67,123
08/31/07	Falcons	13-10 @ Atl.	71,377
08/28/08	Falcons	10-9 Bal.	70,149
09/03/09	Ravens	20-3 @ Atl.	66,610
09/01/11	Ravens	21-7 @ Atl.	61,216
08/09/12	Ravens	31-17 @ Atl.	68,449
08/15/13	Ravens	27-23 Bal.	70,527
09/03/15	Falcons	20-19 @ Atl.	67,393

#### Regular Season

10/03/99	Ravens	19-13 OT @ Atl.	50,712
11/03/02	Falcons	20-17 @ Atl.	68,532
11/19/06	Ravens	24-10 Bal.	70,790
11/11/10	Falcons	26-21 @ Atl.	68,474
10/19/14	Ravens	29-7 Bal.	71,184
12/02/18	Ravens	26-16 @ Atl.	72,262

# RAVENS VS. NFC OPPONENTS

## VS. NFC SOUTH CONT'D

### CAROLINA PANTHERS HEAD COACH MATT RHULE

Panthers Lead Regular Season Series, 4-2  
Ravens Lead Preseason Series, 5-2



#### Preseason

08/28/99	Ravens	28-24 Bal.	66,247
08/18/00	Ravens	24-13 @ Car.	72,551
08/23/01	Panthers	20-17 Bal.	66,619
08/29/09	Ravens	17-13 @ Car.	71,045
08/12/10	Ravens	17-12 Bal.	70,579
08/22/13	Panthers	34-27 Bal.	70,554
08/11/16	Ravens	22-19 Bal.	70,682

#### Regular Season

12/15/96	Panthers	27-16 @ Car.	70,075
09/08/02	Panthers	10-7 @ Car.	70,386
10/15/06	Panthers	23-21 Bal.	70,762
11/21/10	Ravens	37-13 @ Car.	73,021
09/28/14	Ravens	38-10 Bal.	71,218
10/28/18	Panthers	36-21 @ Car.	73,843

### NEW ORLEANS SAINTS HEAD COACH SEAN PAYTON

Ravens Lead Regular Season Series, 5-2  
Ravens Lead Preseason Series, 5-0



#### Preseason

08/26/05	Ravens	21-6 @ NO.	44,485
08/28/14	Ravens	22-13 @ NO.	73,004
08/13/15	Ravens	30-27 Bal.	70,501
09/01/16	Ravens	23-14 @ NO.	73,001
08/31/17	Ravens	14-13 @ NO.	73,097

#### Regular Season

09/29/96	Ravens	17-10 Bal.	61,063
12/19/99	Ravens	31-8 Bal.	67,597
12/08/02	Saints	37-25 Bal.	69,334
10/29/06	Ravens	35-22 @ NO.	69,152
12/19/10	Ravens	30-24 Bal.	71,432
11/24/14	Ravens	34-27 @ NO.	73,373
10/21/18	Saints	24-23 Bal.	70,639

### TAMPA BAY BUCCANEERS HEAD COACH BRUCE ARIANS

Ravens Lead Regular Season Series, 4-2  
Ravens Lead Preseason Series, 1-0



#### Preseason

08/08/13	Ravens	44-16 @ TB	47,599
----------	--------	------------	--------

#### Regular Season

12/29/01	Bucs	22-10 @ TB	65,619
09/15/02	Bucs	25-0 Bal.	69,304
09/10/06	Ravens	27-0 @ TB	65,087
11/28/10	Ravens	17-10 Bal.	70,989
10/12/14	Ravens	48-17 @ TB	60,041
12/16/18	Ravens	20-12 Bal.	70,031

## VS. NFC EAST

### DALLAS COWBOYS HEAD COACH MIKE MCCARTHY

Ravens Lead Regular Season Series, 5-1  
Ravens Lead Preseason Series, 1-0



#### Preseason

08/16/14	Ravens	37-30 @ Dal.	77,624
----------	--------	--------------	--------

#### Regular Season

11/19/00	Ravens	27-0 Bal.	69,416
11/21/04	Ravens	30-10 Bal.	69,924
12/20/08	Ravens	33-24 @ Dal.	63,800
10/14/12	Ravens	31-29 Bal.	71,384
11/20/16	Cowboys	27-17 @ Dal.	93,056
12/08/20	Ravens	34-17 Bal.	n/a

### NEW YORK GIANTS HEAD COACH JOE JUDGE

Ravens Lead Regular Season Series, 4-2  
Ravens Lead Preseason Series, 7-5



#### Preseason

08/10/96	Ravens	37-27 @ NYG	39,799
08/02/97	Giants	21-20 Bal.	53,268
08/28/98	Ravens	14-6 @ NYG	48,754
09/03/99	Ravens	28-24 Bal.	60,092
08/25/00	Ravens	24-17 @ NYG	76,527
08/31/01	Ravens	38-9 Bal.	66,197
08/29/02	Giants	13-0 @ NYG	76,572
08/28/03	Giants	30-24 Bal.	68,169
09/02/04	Ravens	27-17 @ NYG	75,498
08/11/06	Giants	17-16 Bal.	70,249
08/19/07	Giants	13-12 Bal.	70,754
08/28/10	Ravens	24-10 Bal.	70,742

#### Regular Season

09/14/97	Ravens	24-23 @ NYG	69,768
12/12/04	Ravens	37-14 Bal.	69,856
11/16/08	Giants	30-10 @ NYG	78,849
12/23/12	Ravens	33-14 Bal.	71,470
10/16/16	Giants	27-23 @ NYG	78,487
12/27/20	Ravens	27-13 Bal.	n/a

#### Ravens Lead Postseason Series, 1-0

01/28/01	Ravens	34-7 @ NYG	71,921
		Super Bowl XXXV (Tampa, FL)	

### PHILADELPHIA EAGLES HEAD COACH NICK SIRIANNI

Ravens Lead Regular Season Series, 3-2-1  
Ravens Lead Preseason Series, 8-5



#### Preseason

08/03/96	Ravens	17-9 Bal.	63,804
08/16/97	Eagles	24-13 @ Phi.	60,939
08/24/98	Ravens	23-6 Bal.	65,970
08/12/99	Ravens	10-7 @ Phi.	43,552
08/05/00	Ravens	16-13 Bal.	65,459
08/13/01	Game Cancelled / Field Conditions		
08/23/02	Ravens	13-12 Bal.	58,443
08/20/04	Eagles	26-17 @ Phi.	67,218
08/20/05	Eagles	20-14 Bal.	70,303



# RAVENS VS. NFC OPPONENTS

## VS. EAST CONT'D

08/17/06	Ravens	20-10 Bal.	70,255
08/13/07	Ravens	29-3 Bal.	72,994
08/11/11	Eagles	13-6 @ Phi.	69,144
08/22/15	Eagles	40-17 @ Phi.	69,596
08/22/19	Ravens	26-15 @ Phi.	69,696

### Regular Season

11/16/97	Tie	10-10 Bal. OT	63,546
10/31/04	Eagles	15-10 @ Phi.	67,715
11/23/08	Ravens	36-7 Bal.	71,379
09/16/12	Eagles	24-23 @ Phi.	69,144
12/18/16	Ravens	27-26 Bal.	71,223
10/18/20	Ravens	30-28 @ Phi.	5,500

## WASHINGTON FOOTBALL TEAM HEAD COACH RON RIVERA

Ravens Lead Regular Season Series, 4-3  
Ravens Lead Preseason Series, 9-3



### Preseason

08/23/03	Washington	24-3 @ Was.	70,460
09/01/05	Ravens	26-20 Bal. OT	69,885
08/31/06	Ravens	17-10 @ Was.	60,326
08/25/07*	Washington	13-7 @ Was.	60,080
08/13/09	Ravens	23-0 Bal.	70,723
08/21/10	Ravens	23-3 @ Was.	72,994
08/25/11	Ravens	34-31 Bal.	70,631
08/23/14	Ravens	23-17 Bal.	70,876
08/29/15	Washington	31-13 Bal.	70,932
08/10/17	Ravens	23-3 Bal.	70,469
08/30/18	Ravens	30-20 Bal.	70,028
08/29/19	Ravens	20-7 @ Was.	34,282

\*Game Terminated (3rd Qtr. / Weather Conditions)

### Regular Season

10/26/97	Ravens	20-17 @ Was.	75,067
10/15/00	Washington	10-3 @ Was.	83,252
10/10/04	Ravens	17-10 @ Was.	90,287
12/07/08	Ravens	24-10 Bal.	71,438
12/09/12	Washington	31-28 @ Was. OT	81,178
10/09/16	Washington	16-10 Bal.	71,318
10/04/20	Ravens	31-17 @ Was.	n/a

## VS. NFC WEST

## ARIZONA CARDINALS HEAD COACH KLIFF KINGSBURY

Ravens Lead Regular Season Series, 5-2  
Preseason Series, No Meetings



11/28/97	Cardinals	16-13 Bal.	53,976
12/17/00	Ravens	13-7 @ Ari.	37,452
10/12/03	Ravens	26-18 @ Ari.	24,193
09/23/07	Ravens	26-23 Bal.	71,372
10/30/11	Ravens	30-27 Bal.	71,022
10/26/15	Cardinals	26-18 @ Ari.	64,722
09/15/19	Ravens	23-17 Bal.	70,126

## LOS ANGELES RAMS HEAD COACH SEAN MCVAY

Ravens Lead Regular Season Series, 5-2  
Rams Lead Preseason Series, 5-0



### Preseason

08/23/08	Rams	24-10 @ STL	60,862
09/02/10	Rams	27-21 @ STL	42,327
08/30/12	Rams	31-17 @ STL	53,371
08/29/13	Rams	24-21 @ STL	53,364
08/09/18	Ravens	33-7 Bal.	70,144

### Regular Season

10/27/96	Ravens	37-31 Bal. OT	60,256
09/12/99	Rams	27-10 @ STL	62,100
11/09/03	Rams	33-22 @ STL	66,085
10/14/07	Ravens	22-3 Bal.	71,175
09/25/11	Ravens	37-7 @ STL	56,289
11/22/15	Ravens	16-13 Bal.	71,105
11/25/19	Ravens	45-6 @ LA.	72,409

## SAN FRANCISCO 49ERS HEAD COACH KYLE SHANAHAN

Ravens Lead Regular Season Series, 4-2  
Ravens Lead Preseason Series, 1-0



### Preseason

08/07/14	Ravens	23-3 Bal.	70,529
----------	--------	-----------	--------

### Regular Season

11/17/96	49ers	38-20 @ SF	51,596
11/30/03	Ravens	44-6 Bal.	69,549
10/07/07	Ravens	9-7 @ SF	67,885
11/24/11	Ravens	16-6 Bal.	71,345
10/18/15	49ers	25-20 @ SF	70,799
12/01/19	Ravens	20-17 Bal.	71,029

### Ravens Lead Postseason Series, 1-0

02/03/13	Ravens	34-31 vs. SF	71,024
----------	--------	--------------	--------

Super Bowl XLVII (New Orleans, LA)

## SEATTLE SEAHAWKS HEAD COACH PETE CARROLL

Regular Season Series Tied, 3-3  
Preseason Series, No Meetings



12/07/97	Ravens	31-24 Bal.	54,395
11/23/03	Ravens	44-41 Bal. OT	69,477
12/23/07	Seahawks	27-6 @ Sea.	68,164
11/13/11	Seahawks	22-17 @ Sea.	66,522
12/13/15	Seahawks	35-6 Bal.	71,179
10/20/19	Ravens	30-16 @ Sea.	69,012

# 1996 STATISTICS

## RESULTS AND ATTENDANCE

### WON 4, LOST 12

Date	Result	Time	Opponent	Attendance
09/01	W	19-14	Oakland	64,124
09/08	L	17-31	at Pittsburgh	57,241
09/15	L	13-29	at Houston	20,082
09/22			Bye Week	
09/29	W	17-10	New Orleans	61,063
10/06	L	38-46	New England	63,569
10/13	L	21-26	at Indianapolis	56,978
10/20	L	34-45	at Denver	70,453
10/27	W	37-31 (OT)	St. Louis	60,256
11/03	L	21-24	Cincinnati	60,743
11/10	L	27-30	at Jacksonville	64,628
11/17	L	20-38	at San Francisco	51,596
11/24	L	25-28 (OT)	Jacksonville	57,384
12/01	W	31-17	Pittsburgh	51,822
12/08	L	14-21	at Cincinnati	43,022
12/15	L	16-27	at Carolina	70,075
12/22	L	21-24	Houston	52,704

## TEAM STATISTICS

### TOTAL FIRST DOWNS

Rushing	108
Passing	208
Penalty	22
3rd Down: Made/Att	88/201
3rd Down Pct.	43.8
4th Down: Made/Att	4/10
4th Down Pct.	40.0

### TOTAL NET YARDS

Avg. Per Game	357.7
Total Plays	1024
Avg. Per Play	5.6

### NET YARDS RUSHING

Avg. Per Game	109.1
Total Rushes	416
Avg. Per Game	248.6

### NET YARDS PASSING

Sacked/Yards Lost	38/296
Gross Yards	4274
Att./Completions	570/335
Completion Pct.	58.8
Had Intercepted	20

### PUNTS/AVERAGE

NET PUNTING AVG.	37.8
------------------	------

### PENALTIES/YARDS

FUMBLES/BALL LOST	23/13
-------------------	-------

### TOUCHDOWNS

Rushing	10
Passing	34
Returns	1

## SCORE BY PERIODS

RAVENS	1	2	3	4	OT	PTS
RAVENS	70	129	64	102	6	371
Opponents	88	128	92	130	3	441

## SCORING

	R	P	KR	DR	PAT	FG	2R	2P	S	TP
Stover	0	0	0	0	34/35	19/25	0	0	0	91
Jackson	0	14	0	0	0/0	0/0	0	2	0	88
Alexander	0	9	0	0	0/0	0/0	0	1	0	56
Byner	4	1	0	0	0/0	0/0	0	0	0	30
Morris	4	1	0	0	0/0	0/0	0	0	0	30
Testaverde	2	0	0	0	0/0	0/0	1	0	0	14
Turner	0	2	0	0	0/0	0/0	0	0	0	12
Arvie	0	1	0	0	0/0	0/0	0	0	0	6
Caldwell	0	0	0	1	0/0	0/0	0	0	0	6
Green	0	1	0	0	0/0	0/0	0	0	0	6
Jones	0	1	0	0	0/0	0/0	0	0	0	6
Kinchen	0	1	0	0	0/0	0/0	0	0	0	6
Lewis	0	1	0	0	0/0	0/0	0	0	0	6
Ogden	0	1	0	0	0/0	0/0	0	0	0	6
Williams	0	1	0	0	0/0	0/0	0	0	0	6
Gardner	0	0	0	0	0/0	0/0	1	0	0	2
<b>RAVENS</b>	<b>10</b>	<b>34</b>	<b>0</b>	<b>1</b>	<b>34/35</b>	<b>19/25</b>	<b>2</b>	<b>3</b>	<b>0</b>	<b>371</b>
<b>Opponents</b>	<b>18</b>	<b>27</b>	<b>0</b>	<b>5</b>	<b>41/41</b>	<b>28/31</b>	<b>3</b>	<b>4</b>	<b>1</b>	<b>441</b>

## 2-PT. CONVERSIONS: RAVENS 5-9; Opponents 7-9

**SACKS:** Caldwell 4.5, Pleasant 4.0, Croel 3.0, Burnett 3.0, Williams 3.0, Thompson 3.0, Goad 3.0, Lewis 2.5, Fortune 1.0, Jones 1.0, Lyle 1.0, Brady 0.5, Footman 0.5, **RAVENS 30.0; Opponents: 38.0**

## PASSING

	ATT	COMP	YARDS	COMP%	YDS/ATT	TD	TD%	INT	INT%	LG	SACK/LOST	RATING
Testaverde	549	325	4177	59.2	7.61	33	6.0	19	3.5	86t	34/270	88.7
Zeier	21	10	97	47.6	4.62	1	4.8	1	4.8	15	4/26	57.0
<b>RAVENS</b>	<b>570</b>	<b>335</b>	<b>4274</b>	<b>58.8</b>	<b>7.50</b>	<b>34</b>	<b>6.0</b>	<b>20</b>	<b>3.5</b>	<b>86t</b>	<b>38/296</b>	<b>87.6</b>
<b>Opponents</b>	<b>537</b>	<b>350</b>	<b>4115</b>	<b>65.2</b>	<b>7.66</b>	<b>27</b>	<b>5.0</b>	<b>15</b>	<b>2.8</b>	<b>55</b>	<b>30/146</b>	<b>93.4</b>

## RUSHING

	NO	YDS	AVG	LG	TD
Morris	172	737	4.3	19	4
Byner	159	634	4.0	22	4
Testaverde	34	188	5.5	42	2
Gardner	26	108	4.2	19	0
Hoard	15	61	4.1	10	0
Turner	2	12	6.0	6	0
Zeier	2	8	4.0	5	0
Hunter	1	0	0.0	0	0
Montgomery	1	0	0.0	0	0
Alexander	3	0	0.0	12	0
Lewis	1	-3	-3.0	-3	0
<b>RAVENS</b>	<b>416</b>	<b>1745</b>	<b>4.2</b>	<b>42</b>	<b>10</b>
<b>Opponents</b>	<b>508</b>	<b>1920</b>	<b>3.8</b>	<b>71t</b>	<b>18</b>

## RECEIVING

	NO	YDS	AVG	LG	TD
Jackson	76	1201	15.8	86t	14
Alexander	62	1099	17.7	64t	9
Kinchen	55	581	10.6	29	1
Turner	38	461	12.1	27t	2
Byner	30	270	9.0	40	1
Morris	25	242	9.7	52t	1
Green	15	150	10.0	23	1
Williams	13	85	6.5	19	1
Gardner	7	28	4.0	7	0
Lewis	5	78	15.6	24	1
Ethridge	2	24	12.0	15	0
Bishop	2	22	11.0	13	0
Hunter	1	25	25.0	25	0
Hoard	1	4	4.0	4	0
Jones	1	2	2.0	2t	1
Ogden	1	1	1.0	1t	1
Arvie	1	1	1.0	1t	1
<b>RAVENS</b>	<b>335</b>	<b>4274</b>	<b>12.8</b>	<b>86t</b>	<b>34</b>
<b>Opponents</b>	<b>350</b>	<b>4115</b>	<b>11.8</b>	<b>55</b>	<b>27</b>

## INTERCEPTIONS

	NO	YDS	AVG	LG	TD
Langham	5	59	11.8	28	0
Turner	5	1	0.2	1	0
Caldwell	1	45	45.0	45t	1
Adams	1	16	16.0	16	0
Croel	1	16	16.0	16	0
Moore	1	10	10.0	10	0
Lewis	1	0	0.0	0	0
<b>RAVENS</b>	<b>15</b>	<b>147</b>	<b>9.8</b>	<b>45t</b>	<b>1</b>
<b>Opponents</b>	<b>20</b>	<b>349</b>	<b>17.5</b>	<b>68t</b>	<b>3</b>

## PUNTING

	NO	YDS	AVG	TB	IN	LG	BLK
Montgomery	68	2980	43.8	5	23	67	1
Team	1	0	0.0	0	0	0	0
<b>RAVENS</b>	<b>69</b>	<b>2980</b>	<b>43.2</b>	<b>5</b>	<b>23</b>	<b>67</b>	<b>1</b>
<b>Opponents</b>	<b>68</b>	<b>2881</b>	<b>42.4</b>	<b>5</b>	<b>27</b>	<b>64</b>	<b>0</b>

## PUNT RETURNS

	RET	FC	YDS	AVG	LG	TD
Lewis	36	13	339	9.4	46	0
Alexander	1	0	15	15.0	15	0
Ethridge	1	0	3	3.0	3	0
Hunter	0	1	0	-	0	0
<b>RAVENS</b>	<b>38</b>	<b>14</b>	<b>357</b>	<b>9.4</b>	<b>46</b>	<b>0</b>
<b>Opponents</b>	<b>27</b>	<b>14</b>	<b>273</b>	<b>10.1</b>	<b>47</b>	<b>0</b>

## KICKOFF RETURNS

	NO	YDS	AVG	LG	TD
Lewis	41	883	21.5	44	0
Baldwin	20	405	20.3	34	0
Hunter	9	178	19.8	29	0
Ethridge	8	171	21.4	29	0
Byner	4	61	15.3	19	0
Kinchen	1	19	19.0	19	0
Alexander	1	13	13.0	13	0
Morris	1	3	3.0	3	0
Isaia	1	2	2.0	2	0
Frederick	0	-1	0.0	-1	0
<b>RAVENS</b>	<b>86</b>	<b>1734</b>	<b>20.2</b>	<b>44</b>	<b>0</b>
<b>Opponents</b>	<b>70</b>	<b>1402</b>	<b>20.0</b>	<b>51</b>	<b>0</b>

## FIELD GOALS

	1-19	20-29	30-39	40-49	50+
Stover	0/0	8/8	5/6	5/10	1/1
<b>RAVENS</b>	<b>0/0</b>	<b>8/8</b>	<b>5/6</b>	<b>5/10</b>	<b>1/1</b>
<b>Opponents</b>	<b>0/0</b>	<b>11/11</b>	<b>10/11</b>	<b>5/7</b>	<b>2/2</b>

**Stover:** (25,37); (29); (); (38,48SH,49WL); (); (); (45,33); (43WL,50,32WL); (); (21,21); (43,25); (21,29,41,33,49WR); (40); (45SH); (37,46,25); ()

**Opponents:** (); (35); (41,44); (23,38WL); (22,35,50); (27,30); (34); (50,38,36); (41,49,34); (23,33,24); (27); (29,41WL,34); (22); (49SH,23,26); (29,44); (37)



# 1996 STATISTICS

## DEFENSIVE

FROM COACHES VIDEO

PLAYER	TT	SOLO	AS	SACKS	YDS	PD	FR	FF	INT
Lewis, Ray	142	104	38	2.5	8.5	6	0	0	1
Turner, Eric	112	80	32	0.0	0.0	15	0	0	5
Moore, Stevon	108	78	30	0.0	0.0	5	1	0	1
Croel, Mike	81	56	25	3.0	11.0	1	0	2	1
Caldwell, Mike	76	49	27	4.5	35.5	3	0	1	1
Brady, Donny	66	53	13	0.5	4.5	10	1	0	0
Jones, James	59	37	22	1.0	5.0	3	0	1	0
Langham, Antonio	47	39	8	0.0	0.0	21	0	0	5
Goganious, Keith	47	33	14	0.0	0.0	0	0	0	0
Sutter, Ed	46	25	21	0.0	0.0	2	0	0	0
Williams, Jerrol	43	30	13	3.0	8.0	0	1	2	0
Goad, Tim	42	29	13	3.0	19.0	1	0	0	0
Frederick, Mike	37	23	14	0.0	0.0	1	0	0	0
Pleasant, Anthony	33	28	5	4.0	23.0	1	1	0	0
Footman, Dan	32	22	10	0.5	1.5	1	0	2	0
Adams, Vashone	29	23	6	0.0	0.0	4	0	0	1
Burnett, Rob	29	20	9	3.0	17.0	0	0	1	0
Jenkins, Deron	24	19	5	0.0	0.0	2	1	1	0
Booth, Issac	18	15	3	0.0	0.0	6	0	0	0
Fortune, Elliott	16	11	5	1.0	4.0	0	0	0	0
Thompson, Bennie	15	10	5	3.0	5.0	2	0	0	0
Lyle, Rick	12	7	5	1.0	4.0	0	0	0	0
Brew, Dorian	4	4	0	0.0	0.0	0	0	0	0
Turner, Floyd	0	0	0	0.0	0.0	0	0	1	0
Powell, Craig	0	0	0	0.0	0.0	0	0	0	0

## SPECIAL TEAMS

FROM COACHES VIDEO

PLAYER	TT	SOLO	AS	FR	FF	BK
Thompson, Bennie	15	10	5	0	0	0
Gardner, Carwell	13	8	5	0	0	0
Sutter, Ed	11	8	3	1	0	0
Adams, Vashone	11	6	5	0	0	0
Jenkins, Deron	10	7	3	0	2	0
Goganious, Keith	10	6	4	0	0	0
Powell, Craig	8	7	1	0	0	0
Langham, Antonio	7	4	3	0	1	0
Clark, Sedic	6	5	1	0	0	0
Kinchen, Brian	6	3	3	0	0	0
Booth, Issac	5	4	1	0	0	0
Daniels, Dexter	5	3	2	0	0	0
Williams, Jerrol	5	2	3	0	0	0
Byner, Earnest	4	4	0	0	0	0
Dowden, Corey	4	2	2	0	0	0
Brady, Donny	3	3	0	0	0	0
Brew, Dorian	3	2	1	0	0	0
Ethridge, Ray	2	2	0	1	0	0
Lewis, Jermaine	2	2	0	0	0	0
Baldwin, Randy	2	2	0	0	0	0
Hartley, Frank	2	1	1	0	0	0
Stover, Matt	1	1	0	0	0	0
Lewis, Ray	1	1	0	0	0	0
Moore, Stevon	1	0	1	0	0	0

## TOP THREE

SOLO	SACKS	FF	FR	PD
104 Ray Lewis	4.5 Mike Caldwell	2 Mike Croel	1 5 players tied	21 Antonio Langham
80 Eric Turner	4 Anthony Pleasant	2 Dan Footman		15 Eric Turner
78 Stevon Moore	5 3 players tied	2 Jerrol Williams		10 Donny Brady

## USUAL STARTERS

OFFENSE		DEFENSE	
WR1 81 Michael Jackson	LDE 90 Rob Burnett	NT 97 James Jones	
WR2 82 Derrick Alexander	NT 97 James Jones	RDE 99 Anthony Pleasant	
LT 66 Tony Jones	RDE 99 Anthony Pleasant	LOLB 51 Mike Croel	
LG 75 Jonathan Ogden	LOLB 51 Mike Croel	LILB 52 Ray Lewis	
C 61 Steve Everitt	LILB 52 Ray Lewis	RILB 56 Mike Caldwell	
63 Wally Williams	RILB 56 Mike Caldwell	ROLB 57 Jerrol Williams	
RG 69 Jeff Blackshear	ROLB 57 Jerrol Williams	50 Keith Goganious	
63 Wally Williams	50 Keith Goganious	LCB 38 Antonio Langham	
RT 77 Orlando Brown	LCB 38 Antonio Langham	RCB 24 Donny Brady	
TE 88 Brian Kinchen	RCB 24 Donny Brady	SS 27 Stevon Moore	
QB 12 Vinny Testaverde	SS 27 Stevon Moore	FS 29 Eric Turner	
RB 33 Bam Morris	FS 29 Eric Turner		
21 Earnest Byner			
FB 35 Carwell Gardner			

## COACHES

**Ted Marchibroda**, Head Coach; **Kirk Ferentz**, Assistant Head Coach; **Offense**; **Marvin Lewis**, Defensive Coordinator; **Maxie Baughan**, Linebackers; **Jacob Burney**, Defensive Line; **Pat Hill**, Tight Ends/Offensive Line; **Al Lavan**, Running Backs; **Scott O'Brien**, Special Teams; **Alvin Reynolds**, Secondary; **Mike Sheppard**, Wide Receivers; **Jerry Simmons**, Strength and Conditioning; **Don Stock**, Quarterbacks; **Eric Mangini**, Quality Control/Offense; **Jim Schwartz**, Quality Control/Defense; **John Settle**, Quality Control/Special Teams

## RAVENS HONOR ROLL

**Pro Bowl**: S Eric Turner (2nd alternate, started); QB Vinny Testaverde (3rd QB)

**All-Pro**: LG Jonathan Ogden (SI, The Dallas Morning News)

**Ravens Roost Unsung Hero**: RB Earnest Byner

**Ravens Roost Extra Effort Award**: TE Brian Kinchen

**Ed Block Courage Award**: DE Anthony Pleasant

## SEASON TRENDS

Record	4-12	Trailing at Halftime	2-8
vs. AFC Central	1-7	Leading After 3 Quarters	2-4
vs. AFC	2-10	Trailing After 3 Quarters	2-8
vs. NFC	2-2	Winning Coin Toss	2-6
Home	4-4	Losing Coin Toss	2-6
Away	0-8	Decided by 7 Points or Less	3-6
On Grass	4-8	Decided by 3 Points or Less	0-4
Artificial Turf	0-4	When Scoring First	3-5
Outdoors	4-10	When Not Scoring First	1-7
Indoors	0-2	Overtime	1-1
Leading at Halftime	2-4	Preseason	3-1



# 1997 STATISTICS

## RESULTS AND ATTENDANCE

### WON 6, LOST 9, TIED 1

08/31	L	27-28	Jacksonville	61,018
09/07	W	23-10	Cincinnati	52,968
09/14	W	24-23	at New York	69,768
09/21	W	36-10	at Tennessee	17,737
09/28	L	17-21	at San Diego	54,094
10/05	L	34-42	Pittsburgh	64,421
10/12			Bye Week	
10/19	L	13-24	Miami	64,354
10/26	W	20-17	at Washington	75,067
11/02	L	16-19 (OT)	at New York Jets	77,716
11/09	L	0-37	at Pittsburgh	56,669
11/16	T	10-10 (OT)	Philadelphia	63,546
11/23	L	13-16	Arizona	53,976
11/30	L	27-29	at Jacksonville	63,712
12/07	W	31-24	Seattle	54,395
12/14	W	21-19	Tennessee	60,558
12/21	L	14-16	at Cincinnati	50,917

## TEAM STATISTICS

	RAVENS	OPPONENT
<b>TOTAL FIRST DOWNS</b>	<b>292</b>	<b>306</b>
Rushing	99	101
Passing	176	180
Penalty	17	25
3rd Down: Made/Att	82/227	94/233
3rd Down Pct.	36.1	40.3
4th Down: Made/Att	12/21	7/14
4th Down Pct.	57.1	50.0
<b>TOTAL NET YARDS</b>	<b>5291</b>	<b>5363</b>
Avg. Per Game	330.7	335.2
Total Plays	1043	1068
Avg. Per Play	5.1	5.0
<b>NET YARDS RUSHING</b>	<b>1589</b>	<b>1690</b>
Avg. Per Game	99.3	105.6
Total Rushes	420	470
<b>NET YARDS PASSING</b>	<b>3702</b>	<b>3673</b>
Avg. Per Game	231.4	229.6
Sacked/Yards Lost	37/227	42/293
Gross Yards	3929	3966
Att./Completions	586/338	556/332
Completion Pct.	57.7	59.7
Had Intercepted	16	17
<b>PUNTS/AVERAGE</b>	<b>83/42.7</b>	<b>82/44.0</b>
<b>NET PUNTING AVG.</b>	<b>36.6</b>	<b>35.5</b>
<b>PENALTIES/YARDS</b>	<b>101/777</b>	<b>106/822</b>
<b>FUMBLES/BALL LOST</b>	<b>37/11</b>	<b>23/11</b>
<b>TOUCHDOWNS</b>	<b>35</b>	<b>39</b>
Rushing	7	17
Passing	25	20
Returns	3	2

## SCORE BY PERIODS

	1	2	3	4	OT	PTS
<b>RAVENS</b>	<b>67</b>	<b>98</b>	<b>58</b>	<b>103</b>	<b>0</b>	<b>326</b>
<b>Opponents</b>	<b>89</b>	<b>92</b>	<b>81</b>	<b>80</b>	<b>3</b>	<b>345</b>

SCORING	R	P	KR	DR	PAT	FG	2R	2P	S	TP
Stover	0	0	0	0	32/32	26/34	0	0	0	110
Alexander	0	9	0	0	0/0	0/0	0	0	0	54
Lewis	0	6	2	0	0/0	0/0	0	0	0	48
Green	0	5	0	0	0/0	0/0	0	0	0	30
Jackson	0	4	0	0	0/0	0/0	0	1	0	26
Morris	4	0	0	0	0/0	0/0	0	0	0	24
Graham	2	0	0	0	0/0	0/0	0	0	0	12
Cotton	1	0	0	0	0/0	0/0	0	0	0	6
Kinchen	0	1	0	0	0/0	0/0	0	0	0	6
Langham	0	0	0	1	0/0	0/0	0	0	0	6
Byner	0	0	0	0	0/0	0/0	0	1	0	2
Team Stat	0	0	0	0	0/0	0/0	0	0	1	2
<b>RAVENS</b>	<b>7</b>	<b>25</b>	<b>2</b>	<b>1</b>	<b>32/32</b>	<b>26/34</b>	<b>0</b>	<b>2</b>	<b>1</b>	<b>326</b>
<b>Opponents</b>	<b>17</b>	<b>20</b>	<b>1</b>	<b>1</b>	<b>33/35</b>	<b>24/34</b>	<b>1</b>	<b>1</b>	<b>1</b>	<b>345</b>

## 2-PT. CONVERSIONS: RAVENS 2-3; OPPONENTS 2-4

**SACKS:** Boulware 11.5, McCrary 9.0, Jones 6.0, Burnett 4.0, Lewis 4.0, Sharper 3.0, Washington 2.0, Herring 1.0, Langham 1.0, Brown 0.5  
**RAVENS 42.0; Opponents: 37.0**

PASSING	ATT	COMP	YARDS	COMP%	YDS/ATT
Testaverde	470	271	2971	57.7	6.32
Zeier	116	67	958	57.8	8.26
<b>RAVENS</b>	<b>586</b>	<b>338</b>	<b>3929</b>	<b>57.7</b>	<b>6.70</b>
<b>Opponents</b>	<b>556</b>	<b>332</b>	<b>3966</b>	<b>59.7</b>	<b>7.13</b>

## RUSHING

	NO	YDS	AVG	LG	TD
Morris	204	774	3.8	25	4
Byner	84	313	3.7	19	0
Graham	81	299	3.7	19	2
Testaverde	34	138	4.1	16	0
Lewis	3	35	11.7	24	0
Zeier	10	17	1.7	12	0
Montgomery	1	11	11.0	11	0
Cotton	2	2	1.0	1t	1
Alexander	1	0	0.0	0	0
<b>RAVENS</b>	<b>420</b>	<b>1589</b>	<b>3.8</b>	<b>25</b>	<b>7</b>
<b>Opponents</b>	<b>470</b>	<b>1690</b>	<b>3.6</b>	<b>74t</b>	<b>17</b>

## RECEIVING

	NO	YDS	AVG	LG	TD
Jackson	69	918	13.3	54t	4
Alexander	65	1009	15.5	92	9
Green	65	601	9.2	37t	5
Lewis	42	648	15.4	42t	6
Morris	29	176	6.1	15	0
Byner	21	128	6.1	17	0
Yarborough	16	183	11.4	26	0
Graham	12	51	4.3	19	0
Kinchen	11	95	8.6	24t	1
Roe	7	124	17.7	29	0
Testaverde	1	-4	-4.0	-4	0
<b>RAVENS</b>	<b>338</b>	<b>3929</b>	<b>11.6</b>	<b>92</b>	<b>25</b>
<b>Opponents</b>	<b>332</b>	<b>3966</b>	<b>11.9</b>	<b>77</b>	<b>20</b>

## INTERCEPTIONS

	NO	YDS	AVG	LG	TD
Moore	4	56	14.0	38	0
Daniel	3	60	20.0	43	0
Langham	3	40	13.3	40t	1
Staten	2	12	6.0	9	0
Brown	1	21	21.0	21	0
Lewis	1	18	18.0	18	0
Jones	1	15	15.0	15	0
Jenkins	1	15	15.0	15	0
Sharper	1	4	4.0	0	0
<b>RAVENS</b>	<b>17</b>	<b>241</b>	<b>14.2</b>	<b>43</b>	<b>1</b>
<b>Opponents</b>	<b>16</b>	<b>118</b>	<b>7.4</b>	<b>42</b>	<b>0</b>

## PUNTING

	NO	YDS	AVG	TB	IN	LG	BLK
Montgomery	83	3540	42.7	2	24	60	0
<b>RAVENS</b>	<b>83</b>	<b>3540</b>	<b>42.7</b>	<b>2</b>	<b>24</b>	<b>60</b>	<b>0</b>
<b>Opponents</b>	<b>82</b>	<b>3611</b>	<b>44.0</b>	<b>7</b>	<b>24</b>	<b>63</b>	<b>0</b>

## PUNT RETURNS

	RET	FC	YDS	AVG	LG	TD
Lewis	28	13	437	15.6	89t	2
Roe	8	0	72	9.0	14	0
Ethridge	5	1	21	4.2	16	0
Alexander	1	0	34	34.0	34	0
<b>RAVENS</b>	<b>42</b>	<b>14</b>	<b>564</b>	<b>13.4</b>	<b>89t</b>	<b>2</b>
<b>Opponents</b>	<b>53</b>	<b>11</b>	<b>460</b>	<b>8.7</b>	<b>60</b>	<b>0</b>

## KICKOFF RETURNS

	NO	YDS	AVG	LG	TD
Lewis	41	905	22.1	51	0
Roe	9	189	21.0	33	0
Graham	6	115	19.2	24	0
Brew	5	88	17.6	24	0
Singleton	4	64	16.0	19	0
Ethridge	2	37	18.5	22	0
Morris	1	23	23.0	23	0
Holmes	1	14	14.0	14	0
McCloud	1	0	0.0	0	0
Byner	1	0	0.0	0	0
<b>RAVENS</b>	<b>71</b>	<b>1435</b>	<b>20.2</b>	<b>51</b>	<b>0</b>
<b>Opponents</b>	<b>59</b>	<b>1323</b>	<b>22.4</b>	<b>97t</b>	<b>0</b>

## FIELD GOALS

	1-19	20-29	30-39	40-49	50+
Stover	0/0	8/9	12/12	6/11	0/2
<b>RAVENS</b>	<b>0/0</b>	<b>8/9</b>	<b>12/12</b>	<b>6/11</b>	<b>0/2</b>
<b>Opponents</b>	<b>0/0</b>	<b>10/10</b>	<b>6/6</b>	<b>7/16</b>	<b>1/2</b>

**Stover:** (33,25);(37,32,41);(37);(38,46WL,42,49,34,36); (47,35,28);(34); (38,23);(48SH,34,28);(41,22,24);();(23,53WR);(46,34);();(24,45WR,42 WR);(50BL,27BL); (44WR)

**Opponents:** (43WL);(46,51WL,43WL,46BL);(41WR,27,41WR);(45, 41WR); (49WL);();(23);(26);(47WR,28,33,31,37);(52,22,39);(33,40 WL);(22,27,43); (41,42,31,29,22); (); (25,40); (44)

PASSING	ATT	COMP	YARDS	COMP%	YDS/ATT	TD	TD%	INT	INT%	LG	SACK/LOST	RATING
Testaverde	470	271	2971	57.7	6.32	18	3.8	15	3.2	54t	20/129	75.9
Zeier	116	67	958	57.8	8.26	7	6.0	1	0.9	92	17/98	101.1
<b>RAVENS</b>	<b>586</b>	<b>338</b>	<b>3929</b>	<b>57.7</b>	<b>6.70</b>	<b>25</b>	<b>4.3</b>	<b>16</b>	<b>2.7</b>	<b>92</b>	<b>37/227</b>	<b>80.9</b>
<b>Opponents</b>	<b>556</b>	<b>332</b>	<b>3966</b>	<b>59.7</b>	<b>7.13</b>	<b>20</b>	<b>3.6</b>	<b>17</b>	<b>3.1</b>	<b>77t</b>	<b>42/293</b>	<b>80.8</b>

# 1997 STATISTICS

## DEFENSIVE

FROM COACHES VIDEO

PLAYER	TT	SOLO	AS	SACKS	YDS	PD	FR	FF	INT
Lewis, Ray	210	163	47	4.0	27.0	9	0	1	1
Moore, Stevon	86	63	23	0.0	0.0	9	0	2	4
McCrary, Micheal	80	59	21	9.0	70.5	2	2	0	0
Sharper, Jamie	79	57	22	3.0	24.0	3	0	1	1
Jones, James	75	50	25	6.0	44.0	1	1	3	0
Boulware, Peter	66	42	24	11.5	70.5	0	0	1	0
Burnett, Rob	59	40	19	4.0	36.0	1	1	1	0
Langham, Antonio	51	41	10	1.0	0.0	14	0	1	3
Herring, Kim	51	34	17	1.0	4.0	1	0	1	0
Jenkins, DeRon	44	40	4	0.0	0.0	7	1	0	1
Siragusa, Tony	44	30	14	0.0	0.0	2	1	0	0
Jones, Rondell	40	32	8	0.0	0.0	4	1	0	1
Webster, Larry	34	25	9	0.0	0.0	0	0	0	0
Brady, Donny	33	29	4	0.0	0.0	7	1	0	0
Staten, Ralph	30	22	8	0.0	0.0	6	0	0	2
Washington, Keith	24	17	7	2.0	16.0	1	0	1	0
Brown, Cornell	17	12	5	0.5	1.0	2	0	2	1
Daniel, Eugene	17	9	8	0.0	0.0	7	0	0	3
Frederick, Mike	10	8	2	0.0	0.0	1	1	0	0
McCloud, Tyrus	9	5	4	0.0	0.0	1	0	0	0
Ward, Chris	3	3	0	0.0	0.0	0	0	0	0
Thompson, Bennie	3	3	0	0.0	0.0	1	0	0	0
Brew, Dorian	3	2	1	0.0	0.0	0	0	0	0
Williams, John	2	2	0	0.0	0.0	2	0	0	0
Taylor, Leland	1	0	1	0.0	0.0	0	0	0	0

## SPECIAL TEAMS

FROM COACHES VIDEO

PLAYER	TT	SOLO	AS	FR	FF	BK
Brady, Donny	19	17	2	0	0	0
Thompson, Bennie	18	18	0	2	1	0
Herring, Kim	10	9	1	1	0	0
Vinson, Tony	9	9	0	0	0	0
McCloud, Tyrus	9	7	2	1	0	0
Brown, Cornell	8	8	0	0	0	0
Williams, John	7	7	0	0	0	0
Washington, Keith	5	5	0	0	0	0
Jenkins, DeRon	5	4	1	0	0	0
Kinchen, Brian	4	3	1	0	1	0
Moore, Stevon	3	3	0	0	0	0
Byner, Earnest	2	2	0	2	0	0
Graham, Jay	2	2	0	1	0	0
Sharper, Jamie	2	2	0	0	0	0
Langham, Antonio	2	2	0	0	0	0
Holmes, Priest	2	2	0	0	0	0
Jones, Rondell	2	1	1	0	0	1
Brew, Dorian	1	1	0	0	0	0
Peters, Tyrell	1	1	0	0	0	0
Montgomery, Greg	1	1	0	0	0	0
Ethridge, Ray	1	1	0	0	0	0
Stover, Matt	1	1	0	0	0	0
Cotton, Kenyon	1	0	1	0	0	0
Staten, Ralph	1	0	1	0	0	0
Ofofiele, A.J.	1	0	1	0	0	0
Burnett, Rob	0	0	0	0	0	1

## TOP THREE

SOLO	SACKS	FF	FR	PD
163 Ray Lewis	11.5 Peter Boulware	3 James Jones	2 Michael McCrary	14 Antonio Langham
63 Stevon Moore	9.0 Michael McCrary	2 Cornell Brown	1 7 players tied	9 Ray Lewis
59 Michael McCrary	6.0 James Jones	2 Stevon Moore		9 Stevon Moore

## USUAL STARTERS

OFFENSE	DEFENSE
WR1 81 Michael Jackson	LDE 90 Rob Burnett
WR2 82 Derrick Alexander	LDT 97 James Jones
LT 75 Jonathan Ogden	RDT 98 Tony Siragusa
LG 65 Ben Cavil	RDE 99 Michael McCrary
62 Leo Goeas	LLB 58 Peter Boulware
C 63 Wally Williams	MLB 52 Ray Lewis
67 Quentin Neujahr	RLB 55 Jamie Sharper
RG 69 Jeff Blackshear	LCB 38 Antonio Langham
RT 77 Orlando Brown	RCB 25 DeRon Jenkins
TE 86 Eric Green	30 Eugene Daniel
QB 12 Vinny Testaverde	SS 27 Stevon Moore
WR3 84 Jermaine Lewis	FS 31 Rondell Jones
RB 33 Bam Morris	20 Kim Herring

## COACHES

**Ted Marchibroda**, Head Coach; **Kirk Ferentz**, Assistant Head Coach-Offense; **Marvin Lewis**, Defensive Coordinator; **Maxie Baughan**, Linebackers; **Jacob Burney**, Defensive Line; **Al Lavan**, Running Backs; **Scott O'Brien**, Special Teams; **Alvin Reynolds**, Secondary; **Richard Mann**, Wide Receivers; **Jerry Simmons**, Strength and Conditioning; **Don Strook**, Quarterbacks; **Ken Whisenhunt**, Tight Ends; **Lester Erb**, Quality Control/Offense; **Jim Schwartz**, Quality Control/Defense; **John Settle**, Quality Control/Special Teams

## RAVENS HONOR ROLL

**NFL Defensive Rookie of the Year:** LB Peter Boulware  
**Pro Bowl:** OT Jonathan Ogden (starter), Ray Lewis (1st alternate, played in game)  
**All-Pro:** OT Jonathan Ogden (SI, TSN, PFW, CPFW, FD), LB Ray Lewis (SI, CPFW)  
**Ravens Roost Unsung Hero:** S Stevon Moore  
**Ravens Roost Extra Effort Award:** S Bennie Thompson  
**Ed Block Courage Award:** OL Wally Williams

## SEASON TRENDS

Record	6-9-1	Leading After 3 Quarters	4-3-1
vs. AFC Central	3-5	Trailing After 3 Quarters	1-6
vs. AFC	4-8	Winning Coin Toss	2-4
vs. NFC	2-1-1	Losing Coin Toss	4-5-1
Home	3-4-1	Decided by 8 Points or less	4-7
Away	3-5	Decided by 3 Points or less	3-5-1
On Grass	5-6-1	When Scoring First	4-3-1
Artificial Turf	1-3	When Not Scoring First	2-6
Outdoors	6-9-1	Overtime	0-1-1
Indoors	0-0	Preseason	0-4
Leading at Halftime	4-1-1	When Allowing a 100-Yard Rusher	1-3
Tied at Halftime	1-1	When Allowing a 100-Yard Receiver	1-6
Trailing at Halftime	1-7	When Not Allowing a 100-Yard Rusher	5-6-1
Tied After 3 Quarters	1-0	When Not Allowing a 100-Yard Receiver	5-3-1

# 1998 STATISTICS

## RESULTS AND ATTENDANCE

### WON 6, LOST 10

Date	Result	Score	Opponent	Attendance
09/06	L	13-20	Pittsburgh	68,847
09/13	W	24-10	at New York Jets	70,063
09/20	L	10-24	at Jacksonville	67,069
09/27	W	31-24	Cincinnati	68,154
10/04			Bye Week	
10/11	L	8-12	Tennessee	68,561
10/18	L	6-16	at Pittsburgh	58,620
10/25	L	10-28	at Green Bay	59,860
11/01	L	19-45	Jacksonville	68,915
11/08	W	13-10	Oakland	69,037
11/15	L	13-14	at San Diego	54,388
11/22	W	20-13	at Cincinnati	52,571
11/29	W	38-31	Indianapolis	68,898
12/06	L	14-16	at Tennessee	31,124
12/13	L	28-38	Minnesota	69,074
12/20	L	3-24	at Chicago	40,853
12/27	W	19-10	Detroit	68,045

## TEAM STATISTICS

### TOTAL FIRST DOWNS

Category	RAVENS	OPPONENT
Rushing	86	90
Passing	140	180
Penalty	17	28
3rd Down: Made/Att	64/207	93/237
3rd Down Pct.	30.9	39.2
4th Down: Made/Att	6/15	4/11
4th Down Pct.	40.0	36.4

### TOTAL NET YARDS

Category	RAVENS	OPPONENT
Avg. Per Game	281.1	331.1
Total Plays	926	1050
Avg. Per Play	4.9	5.0

### NET YARDS RUSHING

Category	RAVENS	OPPONENT
Avg. Per Game	101.8	106.6
Total Rushes	408	472

### NET YARDS PASSING

Category	RAVENS	OPPONENT
Avg. Per Game	179.3	224.5
Sacked/Yards Lost	41/283	39/286
Gross Yards	3152	3878
Att./Completions	477/272	539/316
Completion Pct.	57.0	58.6
Had Intercepted	15	17

### PUNTS/AVERAGE

Category	RAVENS	OPPONENT
NET PUNTING AVG.	38.3	33.6

### PENALTIES/YARDS

Category	RAVENS	OPPONENT
FUMBLES/BALL LOST	113/908	123/1013

### TOUCHDOWNS

Category	RAVENS	OPPONENT
Rushing	7	12
Passing	16	20
Returns	6	5

## SCORE BY PERIODS

	1	2	3	4	OT	PTS
RAVENS	79	63	41	86	0	269
Opponents	96	104	85	50	0	335

## SCORING

Player	R	P	KR	DR	PAT	FG	2R	2P	S	TP
Stover	0	0	0	0	24/24	21/28	0	0	0	87
Lewis	0	6	2	0	0/0	0/0	0	0	0	48
Holmes	7	0	0	0	0/0	0/0	0	0	0	42
Turner	0	5	0	0	0/0	0/0	0	2	0	34
Johnson	0	1	1	0	0/0	0/0	0	0	0	12
Potts	0	2	0	0	0/0	0/0	0	0	0	12
Woodson	0	0	0	2	0/0	0/0	0	0	0	12
Green	0	1	0	0	0/0	0/0	0	0	0	6
Harris	0	0	1	0	0/0	0/0	0	0	0	6
Roe	0	1	0	0	0/0	0/0	0	0	0	6
Burnett	0	0	0	0	0/0	0/0	0	0	1	2
Stat	0	0	0	0	0/0	0/0	0	0	1	2
RAVENS	7	16	4	2	24/24	21/28	0	2	2	269
Opponents	12	20	3	2	35/35	26/30	0	0	0	335

## 2-PT. CONVERSIONS: RAVENS 2-5; OPPONENTS 0-2

**SACKS:** McCrary 14.5, Boulware 8.5, Jones 5.5, Lewis 3.0, Burnett 2.5, Brady 1.0, Harris 1.0, Sharper 1.0, Staten 1.0, Washington 1.0  
**RAVENS 39.0; Opponents: 41.0**

## PASSING

Player	ATT	COMP	YARDS	COMP%	YDS/ATT	TD	TD%	INT	INT%	LG	SACK/LOST	RATING
Harbaugh	293	164	1839	56.0	6.28	12	4.1	11	3.8	66t	23/145	72.9
Zeier	181	107	1312	59.1	7.25	4	2.2	3	1.7	73t	18/138	82.0
Richardson	2	1	1	50.0	0.50	0	0.0	0	0.0	1	0/0	56.3
Holmes	1	0	0	0.0	0.00	0	0.0	1	100.0	0	0/0	0.0
RAVENS	477	272	3152	57.0	6.61	16	3.4	15	3.1	73t	41/283	75.2
Opponents	539	316	3878	58.6	7.19	20	3.7	17	3.2	78t	39/286	80.1

## RUSHING

Player	NO	YDS	AVG	LG	TD
Holmes	233	1008	4.3	56	7
Rhett	44	180	4.1	46	0
Harbaugh	40	172	4.3	15	0
Potts	36	115	3.2	33	0
Graham	35	109	3.1	12	0
Lewis	5	20	4.0	9	0
Zeier	11	17	1.5	7	0
Cotton	2	8	4.0	7	0
Mitchell	1	0	0.0	0	0
Richardson, W.	1	0	0.0	0	0
Richardson, K.	1	0	0.0	0	0
RAVENS	408	1629	4.0	56	7
Opponents	472	1705	3.6	68t	12

## RECEIVING

Player	NO	YDS	AVG	LG	TD
Holmes	43	260	6.0	25	0
Lewis	41	784	19.1	73t	6
Jackson	38	477	12.6	53	0
Green	34	422	12.4	56	1
Turner	32	512	16.0	66t	5
Potts	30	168	5.6	18	2
Kinchen	13	110	8.5	24	0
Johnson	12	159	13.3	35	1
Rhett	11	65	5.9	16	0
Roe	8	115	14.4	27	1
Graham	5	41	8.2	14	0
Yarborough	4	39	9.8	18	0
Atkins	1	0	0.0	0	0
RAVENS	272	3152	11.6	73t	16
Opponents	316	3878	12.3	78t	20

## INTERCEPTIONS

Player	NO	YDS	AVG	LG	TD
Woodson	6	108	18.0	60t	2
Starks	5	3	0.6	2	0
Staten	3	25	8.3	14	0
Lewis	2	25	12.5	26	0
Jenkins	1	0	0.0	0	0
RAVENS	17	161	9.5	60t	2
Opponents	15	148	9.9	43	0

## PUNTING

Player	NO	YDS	AVG	TB	IN	LG	BLK
Montgomery	83	3540	42.7	2	24	60	0
RAVENS	83	3540	42.7	2	24	60	0
Opponents	82	3611	44.0	7	24	63	0

## PUNT RETURNS

Player	RET	FC	YDS	AVG	LG	TD
Lewis	32	10	405	12.7	87t	2
Roe	9	2	87	9.7	19	0
Thompson	1	0	43	43.0	43	0
Johnson	1	0	6	6.0	6	0
RAVENS	43	12	541	12.6	87t	2
Opponents	40	24	284	7.1	71t	1

## KICKOFF RETURNS

Player	NO	YDS	AVG	LG	TD
Harris	35	965	27.6	95t	1
Johnson	16	399	24.9	97t	1
Lewis	6	145	24.2	37	0
Graham	3	52	17.3	22	0
Roe	2	40	20.0	27	0
Cotton	2	33	16.5	18	0
Kinchen	2	33	16.5	21	0
Holmes	2	30	15.0	19	0
Potts	1	3	3.0	3	0
RAVENS	69	1700	24.6	97t	2
Opponents	57	1168	20.5	97t	2

## FIELD GOALS

Player	1-19	20-29	30-39	40-49	50+
Stover	0/0	6/6	5/5	10/17	0/0
RAVENS	0/0	6/6	5/5	10/17	0/0
Opponents	0/0	8/9	6/6	11/12	1/3

**Stover:** (41,42WR,42WL,45WL,25);(29,44WR);(25);(46); (21,45);(41,40); (38,45WL);();(41WL,30,30);(42,42);(34,23); (43,48,47);();(45BL,27);(30)

**Opponents:** (27,49);(60SH,20);(34,25BL);(48);(26,42WL,29);(41,42,40); ();(33);(23);();(40,34);(53,52BL);(48,48,34); (43,31,45,24,46,20);(20);(39)





# 1998 STATISTICS

## DEFENSIVE

FROM COACHES VIDEO

PLAYER	TT	SOLO	AS	SACKS	YDS	PD	FR	FF	INT
Lewis, Ray	154	119	35	3.0	14.0	10	0	1	2
McCrory, Michael	102	68	34	14.5	124.0	1	0	1	0
Moore, Stevon	96	70	26	0.0	0.0	5	0	0	0
Woodson, Rod	84	74	10	0.0	0.0	23	0	0	6
Sharper, Jamie	84	49	35	1.0	14.0	3	0	0	0
Boulware, Peter	83	41	42	8.5	49.5	6	1	0	0
Jones, James	75	43	32	5.5	41.0	1	1	1	0
Burnett, Rob	70	46	24	2.5	24.5	0	1	0	0
Siragusa, Tony	68	40	28	0.0	0.0	2	1	1	0
Harris, Corey	54	43	11	1.0	8.0	1	0	1	0
Starks, Duane	50	43	7	0.0	0.0	19	0	2	5
Jenkins, DeRon	42	38	4	0.0	0.0	17	0	0	1
Staten, Ralph	35	27	8	1.0	3.0	8	0	0	3
McCloud, Tyrus	26	20	6	0.0	0.0	1	0	0	0
Herring, Kim	23	18	5	0.0	0.0	1	0	0	0
Washington, Keith	15	12	3	1.0	7.0	1	0	0	0
Webster, Larry	15	9	6	0.0	0.0	0	0	0	0
Olsavsky, Jerry	13	9	4	0.0	0.0	0	0	1	0
Brown, Cornell	10	6	4	0.0	0.0	0	0	0	0
Brady, Donny	4	3	1	1.0	8.0	0	0	0	0
Dalton, Lional	4	2	2	0.0	0.0	0	0	1	0
Frederick, Mike	2	2	0	0.0	0.0	0	0	0	0
Peters, Tyrell	1	0	1	0.0	0.0	0	0	0	0
Williams, John	0	0	0	0.0	0.0	1	0	0	0

## SPECIAL TEAMS

FROM COACHES VIDEO

PLAYER	TT	SOLO	AS	FR	FF	BK
Thompson, Bennie	22	15	7	0	0	0
Williams, John	20	15	5	1	0	0
Brady, Donny	14	9	5	0	0	0
Brown, Cornell	11	9	2	0	1	0
Olsavsky, Jerry	8	4	4	0	0	0
Kopp, Jeff	7	5	2	0	0	0
Peters, Tyrell	7	4	3	0	0	0
Starks, Duane	6	6	0	0	0	0
Harris, Corey	6	5	1	0	1	0
Washington, Keith	6	5	1	0	0	0
Kinchen, Brian	6	3	3	0	0	0
Holmes, Priest	5	2	3	0	0	0
Herring, Kim	3	2	1	0	0	0
Staten, Ralph	3	2	1	0	0	0
Stover, Matt	2	2	0	0	0	0
Sharper, Jamie	1	1	0	0	0	0
McCloud, Tyrus	1	1	0	0	0	0
LeBel, Harper	1	1	0	0	0	0
Richardson, Kyle	1	1	0	0	0	0
Yarborough, Ryan	1	1	0	0	0	0
Rhett, Errict	1	1	0	0	0	0
Cotton, Kenyon	1	0	1	0	0	0
Woodson, Rod	0	0	0	0	0	2

## TOP THREE

SOLO	SACKS	FF	FR	PD
119 Ray Lewis	14.5 Michael McCrory	2 Duane Starks	1 4 players tied	23 Rod Woodson
74 Rod Woodson	8.5 Peter Boulware	1 7 players tied		19 Duane Starks
70 Stevon Moore	5.5 James Jones			17 DeRon Jenkins

## USUAL STARTERS

OFFENSE	DEFENSE
WR1 81 Michael Jackson	LDE 90 Rob Burnett
WR2 84 Jermaine Lewis	LDT 97 James Jones
LT 75 Jonathan Ogden	RDT 98 Tony Siragusa
LG 63 Wally Williams	RDE 99 Michael McCrory
65 Ben Cavit	LLB 58 Peter Boulware
C 60 Jeff Mitchell	MLB 52 Ray Lewis
63 Wally Williams	RLB 55 Jamie Sharper
RG 69 Jeff Blackshear	LCB 26 Rod Woodson
RT 77 Orlando Brown	RCB 25 DeRon Jenkins
TE 86 Eric Green	22 Duane Starks
QB 4 Jim Harbaugh	SS 27 Stevon Moore
RB 33 Priest Holmes	FS 20 Kim Herring
FB 42 Roosevelt Potts	45 Corey Harris

## COACHES

**Ted Marchibroda**, Head Coach; **Kirk Ferentz**, Assistant Head Coach-Offense; **Marvin Lewis**, Defensive Coordinator; **Maxie Baughan**, Linebackers; **Jacob Burney**, Defensive Line; **Al Lavan**, Running Backs; **Scott O'Brien**, Special Teams; **Alvin Reynolds**, Secondary; **Richard Mann**, Wide Receivers; **Jerry Simmons**, Strength and Conditioning; **Don Strock**, Quarterbacks; **Ken Whisenhunt**, Tight Ends; **Lester Erb**, Quality Control/Offense; **Jim Schwartz**, Quality Control/Defense; **Darrin Simmons**, Quality Control/Special Teams

## RAVENS HONOR ROLL

**Pro Bowl:** OT Jonathan Ogden (starter); DE Michael McCrory (starter); LB Ray Lewis (2nd team); WR/PR Jermaine Lewis (selected as returner); S Bennie Thompson (selected as special teams performer), LB Peter Boulware (needs player)  
**All-Pro:** WR Jermaine Lewis (AP, TSN); LB Ray Lewis (SI, TSN, USA, AP-2nd team); DE Michael McCrory (SI, TSN); OT Jonathan Ogden (SI, CPFW, AP-2nd team), S Bennie Thompson (PFW special teams)  
**Quarterback Club MVP:** WR/RS Jermaine Lewis  
**Ravens Roost Unsung Hero:** OG Jeff Blackshear  
**Ravens Roost Extra Effort Award:** DE Michael McCrory  
**Ed Block Courage Award:** S Stevon Moore

## SEASON TRENDS

Record	6-10	Winning Coin Toss	3-6
vs. AFC Central	2-6	Losing Coin Toss	3-4
vs. AFC	5-7	Decided by 8 Points or less	3-4
vs. NFC	1-3	Decided by 3 Points or less	1-2
Home	4-4	When Scoring First	5-2
Away	2-6	When Not Scoring First	1-8
On Grass	4-8	Overtime	0-0
Artificial Turf	2-2	Preseason	4-0
Outdoors	6-10	With a 100-Yard Rusher	4-0
Indoors	0-0	With a 100-Yard Receiver	1-3
Leading at Halftime	5-1	Without a 100-yard Rusher	2-10
Tied at Halftime	0-2	Without a 100-yard Receiver	5-7
Trailing at Halftime	1-7	When Allowing a 100-Yard Rusher	2-3
Tied After 3 Quarters	0-0	When Allowing a 100-Yard Receiver	4-2
Leading After 3 Quarters	5-1	When Not Allowing a 100-Yard Rusher	4-7
Trailing After 3 Quarters	1-9	When Not Allowing a 100-Yard Receiver	2-8

# 1999 STATISTICS

## RESULTS AND ATTENDANCE

### WON 8, LOST 8

09/12	L	10-27	at St. Louis	62,100
09/19	L	20-23	Pittsburgh	68,965
09/26	W	17-10	Cleveland	68,803
10/03	W	19-13 (OT)	at Atlanta	50,712
10/10	L	11-14	at Tennessee	65,486
10/17			Bye Week	
10/21	L	8-35	Kansas City	68,771
10/31	L	10-13	Buffalo	68,673
11/07	W	41-9	at Cleveland	72,898
11/14	L	3-6	at Jacksonville	67,391
11/21	W	34-31	at Cincinnati	43,279
11/28	L	23-30	Jacksonville	68,428
12/05	W	41-14	Tennessee	67,854
12/12	W	31-24	at Pittsburgh	46,715
12/19	W	31-8	New Orleans	67,597
12/26	W	22-0	Cincinnati	68,036
01/02	L	3-20	at New England	50,263

## TEAM STATISTICS

### TOTAL FIRST DOWNS

	RAVENS	OPPONENT
Rushing	87	70
Passing	148	158
Penalty	24	32
3rd Down: Made/Att	65/229	86/252
3rd Down Pct.	28.4	34.1
4th Down: Made/Att	3/11	7/15
4th Down Pct.	27.3	46.7

### TOTAL NET YARDS

	RAVENS	OPPONENT
Avg. Per Game	298.6	263.9
Total Plays	1033	1040
Avg. Per Play	4.6	4.1

### NET YARDS RUSHING

	RAVENS	OPPONENT
Avg. Per Game	109.6	76.9
Total Rushes	431	392

### NET YARDS PASSING

	RAVENS	OPPONENT
Avg. Per Game	189.0	186.9
Sacked/Yards Lost	56/336	49/291
Gross Yards	3360	3282
Att./Completions	546/270	599/328
Completion Pct.	49.5	54.8
Had Intercepted	20	21

### PUNTS/AVERAGE

	RAVENS	OPPONENT
NET PUNTING AVG.	104/35.5	115/36.9

### PENALTIES/YARDS

	RAVENS	OPPONENT
	125/1010	122/1118

### FUMBLES/BALL LOST

	RAVENS	OPPONENT
	24/11	25/10

### TOUCHDOWNS

	RAVENS	OPPONENT
Rushing	9	6
Passing	21	20
Returns	4	5

### SCORE BY PERIODS

	1	2	3	4	OT	PTS
RAVENS	64	84	85	85	6	324
Opponents	47	71	51	108	0	277

### SCORING

	TD	RU	PA	RT	K/PAT	FG	S	PTS
Stover	0	0	0	0	32/32	28/33	0	116
Rhett	7	5	2	0	0	0	0	42
Ismail	6	0	6	0	0	0	0	36
Armour	4	0	4	0	0	0	0	24
Case	3	3	0	0	0	0	0	18
Johnson	3	0	3	0	0	0	0	18
Holmes	2	1	1	0	0	0	0	12
J. Lewis	2	0	2	0	0	0	0	12
Woodson	2	0	0	2	0	0	0	12
Evans	1	0	1	0	0	0	0	8
DeLong	1	0	1	0	0	0	0	6
Harris	1	0	0	1	0	0	0	6
Starks	1	0	0	1	0	0	0	6
Stokley	1	0	1	0	0	0	0	6
R. Lewis	0	0	0	0	0	1	2	2
RAVENS	34	9	21	4	32/32	28/33	1	324
Opponents	31	6	20	5	26/27	19/25	0	277

### 2-PT. CONVERSIONS: RAVENS 1-1; Opponents 4-4

**SACKS:** McCrary 11.5, Boulware 10.0, Burnett 6.5, Sharper 4.0, R. Lewis 3.5, Siragusa 3.5, Smith 2.0, Webster 2.0, Brown 1.0, Dalton 1.0, Harris 1.0, Jenkins 1.0, Trapp 1.0, Washington 1.0 **RAVENS 49.0; Opponents 56.0**

## RUSHING

	NO	YDS	AVG	LG	TD
Rhett	236	852	3.6	52t	5
Holmes	89	506	5.7	72	1
Case	36	141	3.9	28	3
Evans	38	134	3.5	12	0
Banks	24	93	3.9	12	0
Johnson	1	12	12.0	12	0
J. Lewis	5	11	2.2	4	0
Ismail	1	4	4.0	4	0
S. Mitchell	1	1	1.0	1	0
RAVENS	431	1754	4.1	72	9
Opponents	392	1231	3.1	31	6

## RECEIVING

	NO	YDS	AVG	LG	TD
Ismail	68	1105	16.3	76t	6
Armour	37	538	14.5	54t	4
Evans	32	235	7.3	27	1
Johnson	29	526	18.1	76t	3
J. Lewis	25	281	11.2	46	2
Rhett	24	169	7.0	20t	2
Holmes	13	104	8.0	34t	1
DeLong	13	52	4.0	9	1
Pierce	11	102	9.3	26	0
Davis	6	121	20.2	73	0
Collins	4	62	15.5	28	0
Ofofile	4	25	6.3	9	0
Purnell	2	10	5.0	5	0
Stokley	1	28	28.0	28t	1
Ayanbadejo	1	2	2.0	2	0
RAVENS	270	3360	12.4	76t	21
Opponents	328	3282	10.0	61	20

## INTERCEPTIONS

	NO	YDS	AVG	LG	TD
Woodson	7	195	27.9	66t	2
Starks	5	59	11.8	43t	1
McAlister	5	28	5.6	21	0
R. Lewis	3	97	32.3	60	0
Harris	1	24	24.0	24t	1
RAVENS	21	403	19.2	66t	4
Opponents	20	220	11.0	56t	3

## PUNTING

	NO	YDS	AVG	TB	IN	LG	BLK
Richardson	103	4355	42.3	10	39	63	1
Team	1	0	0	0	0	0	0
RAVENS	104	4355	41.9	10	39	63	1
Opponents	115	4854	42.2	8	24	59	0

## PUNT RETURNS

	RET	FC	YDS	AVG	LG	TD
J. Lewis	57	18	452	7.9	33	0
Woodson	2	2	0	0.0	7	0
RAVENS	59	20	452	7.7	33	0
Opponents	43	28	468	10.9	86t	1

## KICKOFF RETURNS

	NO	YDS	AVG	LG	TD
Harris	38	843	22.2	66	0
J. Lewis	8	158	19.8	25	0
Ismail	4	55	13.8	19	0
DeLong	1	11	11.0	11	0
McAlister	1	12	12.0	12	0
Pierce	1	7	7.0	7	0
Washington	1	12	12.0	12	0
RAVENS	54	1098	20.3	66	0
Opponents	70	1479	21.1	54	0

## FIELD GOALS

	1-19	20-29	30-39	40-49	50+
Stover	4/4	9/9	6/8	7/7	2/5
RAVENS	4/4	9/9	6/8	7/7	2/5
Opponents	1/1	6/7	7/9	3/6	2/2

**Stover:** (54N,25G,54N)(45G,28G)(44G)(38N,38G,26G)(44G,46G,50G)(37N)(37G,51B)(28G,44G)(23G)(25G,50G)(46G,31G,33G)(21G,27G)(19G)(36G)(24G,48G,19G,30G,19)(19G)

**Opponents:** (36G,51G)(32G,28G,36G)(49G)(33N,41G,35G)(42N)(25G,40G)(25G)(28G,28G,41N)(39B,19G)(39G,33G)(31G,46N)(20B)(25G,51G)

PASSING	ATT	COMP	YARDS	COMP%	YDS/ATT	TD	TD%	INT	INT%	LG	SACK/LOST	RATING
Banks	320	169	2136	52.8	6.68	17	5.3	8	2.5	76t	33/190	81.2
Case	170	77	988	45.3	5.81	3	1.8	8	4.7	54t	17/116	50.3
S. Mitchell	56	24	236	42.9	4.21	1	1.8	4	7.1	28t	6/30	31.5
Ravens	546	270	3360	49.5	6.15	21	3.8	20	3.7	76t	56/336	66.5
Opponents	599	328	3282	54.8	5.48	20	3.3	21	3.5	61	49/291	67.1

# 1999 STATISTICS

## DEFENSIVE

FROM COACHES VIDEO

PLAYER	TT	SOLO	AS	SACKS	YDS	PD	FR	FF	INT
Lewis, Ray	198	131	67	3.5	20.5	8	0	1	3
Sharper, Jamie	122	85	37	4.0	19.0	4	0	0	0
McCrary, Michael	92	49	43	11.5	75.5	3	1	1	0
Woodson, Rod	81	64	17	0.0	0.0	18	1	0	7
Burnett, Rob	81	49	32	6.5	33.5	7	0	2	0
Siragusa, Tony	68	44	24	3.5	19.5	2	1	0	0
Jenkins, DeRon	66	54	12	1.0	9.0	13	0	2	0
Herring, Kim	65	51	14	0.0	0.0	8	1	0	0
McAlister, Chris	58	50	8	0.0	0.0	27	0	0	5
Webster, Larry	44	32	12	2.0	6.0	0	0	0	0
Boulware, Peter	42	29	13	10.0	64.0	2	0	3	0
Starks, Duane	41	34	7	0.0	0.0	23	0	0	5
Harris, Corey	38	33	5	1.0	8.0	4	0	1	1
Smith, Fernando	37	16	21	2.0	15.0	2	3	0	0
Brown, Cornell	32	20	12	1.0	0.0	1	0	0	0
Dalton, Lionel	32	16	16	1.0	2.0	0	0	1	0
Washington, Keith	26	11	15	1.0	12.0	0	0	1	0
Jackson, Brad	2	2	0	0.0	0.0	2	0	0	0
Trapp, James	2	1	1	1.0	7.0	1	0	0	0
Moore, Stevon	2	1	1	0.0	0.0	0	0	0	0
Chase, Martin	2	0	2	0.0	0.0	0	0	0	0
Peters, Tyrell	1	1	0	0.0	0.0	0	0	0	0

## SPECIAL TEAMS

FROM COACHES VIDEO

PLAYER	TT	SOLO	AS	FR	FF	BK
Thompson, Bennie	24	11	13	0	1	0
Davis, Billy	21	14	7	1	0	0
Ayanbadejo, Obafemi	19	12	7	0	0	0
Brown, Cornell	15	13	2	0	0	0
Trapp, James	14	13	1	0	0	0
Jackson, Brad	13	7	6	1	0	0
Harris, Corey	12	9	3	0	1	0
Sharper, Jamie	10	8	2	0	1	0
Peters, Tyrell	10	7	3	0	0	0
Herring, Kim	8	7	1	1	0	0
Armour, Justin	8	5	3	0	0	0
Jenkins, DeRon	6	5	1	0	0	0
Moore, Stevon	3	3	0	0	0	0
Stover, Matt	3	3	0	0	0	0
Wainright, Frank	3	3	0	0	0	0
Richardson, Kyle	1	1	0	0	0	0
Woodson, Rod	1	1	0	0	0	0
Burnett, Rob	0	0	0	0	0	0
Washington, Keith	0	0	0	0	0	2

## TOP THREE

SOLO	SACKS	FF	FR	PD
131 Ray Lewis	11.5 Michael McCrary	3 Peter Boulware	3 Fernando Smith	27 Chris McAlister
85 Jamie Sharper	10.0 Peter Boulware	2 Rob Burnett	1 4 players tied	23 Duane Starks
64 Rod Woodson	6.5 Rob Burnett	2 DeRon Jenkins		18 Rod Woodson

## USUAL STARTERS

OFFENSE		DEFENSE	
WR1 87 Qadry Ismail	LDE 90 Rob Burnett		
WR2 88 Justin Armour	LDT 79 Larry Webster		
84 Jermaine Lewis	RDT 98 Tony Siragusa		
LT 75 Jonathan Ogden	RDE 99 Michael McCrary		
LG 61 Everett Lindsay	LLB 58 Peter Boulware		
64 Edwin Mulitalo	MLB 52 Ray Lewis		
C 60 Jeff Mitchell	RLB 55 Jamie Sharper		
RG 69 Jeff Blackshear	LCB 21 Chris McAlister		
RT 70 Harry Swayne	RCB 25 DeRon Jenkins		
61 Everett Lindsay	22 Duane Starks		
TE 81 Aaron Pierce	SS 20 Kim Herring		
85 Greg DeLong	FS 26 Rod Woodson		
QB 12 Tony Banks			
10 Stoney Case			
RB 32 Errict Rhett			
FB 29 Charles Evans			

## COACHES

**Brian Billick**, Head Coach; **Matt Cavanaugh**, Offensive Coordinator/  
 Quarterbacks; **Marvin Lewis**, Defensive Coordinator; **Jim Colletto**,  
 Offensive Line; **Jack Del Rio**, Linebackers; **Jeff Friday**, Strength and  
 Conditioning; **Wade Harman**, Tight Ends/Assistant Offensive Line;  
**Donnie Henderson**, Assistant Defensive Backs; **Milt Jackson**, Wide  
 Receivers; **Chip Morton**, Assistant Strength and Conditioning; **Russ**  
**Purnell**, Special Teams; **Rex Ryan**, Defensive Line; **Steve Shafer**,  
 Defensive Backs/Assistant Head Coach; **Matt Simon**, Running Backs;  
**Mike Smith**, Defensive Assistant

## RAVENS HONOR ROLL

**Pro Bowl:** LB Peter Boulware (starter); LB Ray Lewis (starter); OT Jonathan Ogden (starter); DE Michael McCrary (2nd team); S Rod Woodson (2nd team)  
**All Pro:** LB Ray Lewis (SI, PFW, TSN, FN, FD, USA, AP-1st team); LB Peter Boulware (AP-2nd team, PFW-AFC, FN-AFC);  
 OT Jonathan Ogden (FD, PFW-AFC, AP-2nd team), S Rod Woodson (CPFW, FD-2nd team)

- NFL Alumni Linebacker of the Year:** LB Ray Lewis
- Quarterback Club MVP:** LB Ray Lewis
- Ravens Roost Unsung Hero:** DL Larry Webster
- Ravens Nest Lineman of the Year:** DE Rob Burnett
- Ravens Roost Extra Effort Award:** FB Charles Evans
- Ed Block Courage Award:** LB Peter Boulware

## SEASON TRENDS

Record	8-8	Decided by 8 Points or less	4-5
vs. AFC Central	6-4	Decided by 3 Points or less	1-4
vs. AFC	6-7	When Scoring First	5-4
vs. NFC	2-1	When Not Scoring First	3-4
Home	4-4	Positive Turnover Ratio	6-2
Away	4-4	Negative Turnover Ratio	0-5
On Grass	5-7	Winning Penalty Ratio	5-2
Artificial Turf	3-1	Negative Penalty Ratio	0-5
Outdoors	7-7	Overtime	1-0
Indoors	1-1	Preseason	4-0
Leading at Halftime	5-2	With a 100-Yard Rusher	5-1
Trailing at Halftime	2-5	With a 100-Yard Receiver	3-1
Tied at Halftime	1-1	Without a 100-yard Rusher	3-7
Tied After 3 Quarters	0-0	Without a 100-yard Receiver	5-7
Leading After 3 Quarters	7-2	When Allowing a 100-Yard Rusher	0-0
Trailing After 3 Quarters	1-6	When Not Allowing a 100-Yard Rusher	8-8
Winning Coin Toss	2-4	When Allowing a 100-Yard Receiver	0-1
Losing Coin Toss	6-4	When Not Allowing a 100-Yard Receiver	8-7



# 2000 STATISTICS

## RESULTS AND ATTENDANCE

### WON 12, LOST 4 (WILD CARD/SUPER BOWL XXXV CHAMPIONS)

Date	Result	Score	Location	Attendance
09/03	W	16-0	at Pittsburgh	55,049
09/10	W	39-36	Jacksonville	68,843
09/17	L	6-19	at Miami	73,464
09/24	W	37-0	Cincinnati	68,481
10/01	W	12-0	at Cleveland	73,018
10/08	W	15-10	at Jacksonville	65,194
10/15	L	3-10	at Washington	83,252
10/22	L	6-14	Tennessee	69,200
10/29	L	6-9	Pittsburgh	69,405
11/05	W	27-7	at Cincinnati	54,759
11/12	W	24-23	at Tennessee	68,490
11/19	W	27-0	Dallas	69,416
11/26	W	44-7	Cleveland	68,361
12/02			Bye Week	
12/10	W	24-3	San Diego	68,805
12/17	W	13-7	at Arizona	37,452
12/24	W	34-20	New York Jets	69,184

## TEAM STATISTICS

	RAVENS	OPPONENT
<b>TOTAL FIRST DOWNS</b>	<b>288</b>	<b>216</b>
Rushing	116	59
Passing	156	135
Penalty	16	22
3rd Down: Made/Att	95/236	72/211
3rd Down Pct.	40.3	34.1
4th Down: Made/Att	1/6	4/19
4th Down Pct.	16.7	21.1
<b>POSSESSION AVG.</b>	<b>33:19</b>	<b>26:41</b>
<b>TOTAL NET YARDS</b>	<b>5014</b>	<b>3967</b>
Avg. Per Game	313.4	247.9
Total Plays	1058	924
Avg. Per Play	4.7	4.3
<b>NET YARDS RUSHING</b>	<b>2199</b>	<b>970</b>
Avg. Per Game	137.4	60.6
Total Rushes	511	361
<b>NET YARDS PASSING</b>	<b>2815</b>	<b>2997</b>
Avg. Per Game	175.9	187.3
Sacked/Yards Lost	43/287	35/178
Gross Yards	3102	3175
Att./Completions	504/287	528/295
Completion Pct.	56.9	55.9
Had Intercepted	19	23
<b>PUNTS/AVERAGE</b>	<b>86/40.2</b>	<b>87/44.5</b>
<b>NET PUNTING AVG.</b>	<b>86/33.9</b>	<b>87/33.1</b>
<b>PENALTIES/YARDS</b>	<b>95/730</b>	<b>84/535</b>
<b>FUMBLES/BALL LOST</b>	<b>26/7</b>	<b>45/26</b>
<b>TOUCHDOWNS</b>	<b>32</b>	<b>18</b>
Rushing	9	5
Passing	20	11
Returns	3	2

SCORE BY PERIODS	1	2	3	4	OT	PTS
<b>RAVENS</b>	<b>62</b>	<b>134</b>	<b>67</b>	<b>70</b>	<b>0</b>	<b>333</b>
<b>Opponents</b>	<b>44</b>	<b>36</b>	<b>43</b>	<b>42</b>	<b>0</b>	<b>165</b>

SCORING	TD	RU	PA	RT	K/PAT	FG	S	PTS
Stover	0	0	0	0	30/30	35/39	0	135
Ja. Lewis	6	6	0	0			0	38
Ismail	5	0	5	0			0	30
Sharpe	5	0	5	0			0	30
Je. Lewis	3	0	1	2			0	18
Taylor	3	0	3	0			0	18
Ayanbadejo	2	1	1	0			0	12
Holmes	2	2	0	0			0	12
Johnson	2	0	2	0			0	12
Stokley	2	0	2	0			0	12
Gash	1	0	1	0			0	6
McAlister	1	0	0	1			0	6
Coates	0	0	0	0			0	2
McCrary	0	0	0	0			1	2
<b>RAVENS</b>	<b>32</b>	<b>9</b>	<b>20</b>	<b>3</b>	<b>30/30</b>	<b>35/39</b>	<b>1</b>	<b>333</b>
<b>Opponents</b>	<b>18</b>	<b>5</b>	<b>11</b>	<b>2</b>	<b>15/18</b>	<b>14/19</b>	<b>0</b>	<b>165</b>

**2-PT. CONVERSIONS:** Coates, Ja. Lewis **RAVENS 1-1; Opponents 4-4**

**SACKS:** Burnett 10.5, Boulware 7.0, McCrary 6.5, Brown 3.0, R. Lewis 3.0, Adams 2.0, Trapp 2.0, Herring 1.0, **RAVENS 35.0; Opponents 43.0**

## RUSHING

	NO	YDS	AVG	LG	TD
Ja. Lewis	309	1364	4.4	45	6
Holmes	137	588	4.3	21	2
Difler	20	75	3.8	19	0
Banks	19	57	3.0	10	0
Je. Lewis	3	38	12.7	23	0
Ayanbadejo	15	37	2.5	8	1
Johnson	2	21	10.5	19	0
Taylor	2	11	5.5	12	0
Stokley	1	6	6.0	6	0
Gash	2	2	1.0	1	0
Redman	1	0	0.0	0	0
<b>RAVENS</b>	<b>511</b>	<b>2199</b>	<b>4.3</b>	<b>45</b>	<b>9</b>
<b>Opponents</b>	<b>361</b>	<b>970</b>	<b>2.7</b>	<b>33t</b>	<b>56</b>

## RECEIVING

	NO	YDS	AVG	LG	TD
Sharpe	67	810	12.1	59t	5
Ismail	49	655	13.4	53t	5
Holmes	32	221	6.9	27	0
Taylor	28	276	9.9	40	3
Ja. Lewis	27	296	11.0	45	0
Ayanbadejo	23	168	7.3	26	1
Je. Lewis	19	161	8.5	26	1
Johnson	12	156	13.0	46t	2
Stokley	11	184	16.7	32	2
Coates	9	84	9.3	28	0
Gash	6	30	5.0	9	1
B. Davis	3	62	20.7	28	0
Difler	1	-1	-1.0	-1	0
<b>RAVENS</b>	<b>287</b>	<b>3102</b>	<b>10.8</b>	<b>59t</b>	<b>20</b>
<b>Opponents</b>	<b>295</b>	<b>3175</b>	<b>10.8</b>	<b>67</b>	<b>11</b>

## INTERCEPTIONS

	NO	YDS	AVG	LG	TD
Starks	6	125	20.8	64	0
McAlister	4	165	41.3	98t	1
Woodson	4	20	5.0	18	0
Herring	3	74	24.7	30	0
Harris	2	44	22.0	42	0
R. Lewis	2	1	0.5	1	0
Sharper	1	45	45.0	45	0
Burnett	1	3	3.0	3	0
<b>RAVENS</b>	<b>23</b>	<b>477</b>	<b>20.7</b>	<b>98t</b>	<b>1</b>
<b>Opponents</b>	<b>19</b>	<b>234</b>	<b>12.3</b>	<b>87t</b>	<b>2</b>

## PUNTING

	NO	YDS	AVG	TB	IN	LG	BLK
Richardson	86	3457	40.2	8	35	55	0
<b>RAVENS</b>	<b>86</b>	<b>3457</b>	<b>40.2</b>	<b>8</b>	<b>35</b>	<b>55</b>	<b>0</b>
<b>Opponents</b>	<b>87</b>	<b>3872</b>	<b>44.5</b>	<b>14</b>	<b>17</b>	<b>67</b>	<b>0</b>

## PUNT RETURNS

	RET	FC	YDS	AVG	LG	TD
Je. Lewis	36	9	578	16.1	89t	2
Starks	9	1	135	15.0	47	0
<b>RAVENS</b>	<b>45</b>	<b>10</b>	<b>713</b>	<b>15.8</b>	<b>89t</b>	<b>2</b>
<b>Opponents</b>	<b>41</b>	<b>23</b>	<b>382</b>	<b>9.3</b>	<b>31</b>	<b>0</b>

## KICKOFF RETURNS

	NO	YDS	AVG	LG	TD
Harris	39	907	23.3	41	0
Ismail	2	51	25.5	38	0
Brown	1	0	0.0	0	0
Holmes	1	7	7.0	7	0
Je. Lewis	1	23	23.0	23	0
Washington	1	17	17.0	17	0
<b>RAVENS</b>	<b>45</b>	<b>1005</b>	<b>22.3</b>	<b>41</b>	<b>0</b>
<b>Opponents</b>	<b>73</b>	<b>1558</b>	<b>21.3</b>	<b>52</b>	<b>0</b>

## FIELD GOALS

	1-19	20-29	30-39	40-49	50+
Stover	2/2	9/9	12/13	10/12	2/3
<b>RAVENS</b>	<b>2/2</b>	<b>9/9</b>	<b>12/13</b>	<b>10/12</b>	<b>2/3</b>
<b>Opponents</b>	<b>1/1</b>	<b>2/2</b>	<b>3/4</b>	<b>8/12</b>	<b>0/0</b>

**Stover:** (23G,26G,33G)(44G)(30B,27G,33G)(30G,37G,19G)(45G,30G,44G,51N,22G)(47G,32G,43G,21G,24G)(51G)(21G,38G)(51G,49G)(38G,32G)(45G)(25G,47N,19G)(39G,26G,38G)(32G)(42G,42G)(42G,45N)

**Opponents:** (45N)(36G,45G,48G,34G,48G)(42G,41G)(0)(49G,31N)(37G)(0)(24G)(0)(23G,43N)(46N)(0)(47G)(46N)(40G,19G)

PASSING	ATT	COMP	YARDS	COMP%	YDS/ATT	TD	TD%	INT	INT%	LG	SACK/LOST	RATING
Banks	274	150	1578	54.7	5.76	8	2.9	8	2.9	53t	20/152	69.3
Difler	226	134	1502	59.3	6.65	12	5.3	11	4.9	59t	23/135	76.6
Redman	3	2	19	66.7	6.33	0	0.0	0	0.0	12	0/0	84.0
Je. Lewis	1	1	3	100.0	3.00	0	0.0	0	0.0	3	0/0	79.2
<b>RAVENS</b>	<b>504</b>	<b>287</b>	<b>3102</b>	<b>56.9</b>	<b>6.15</b>	<b>20</b>	<b>4.0</b>	<b>19</b>	<b>3.8</b>	<b>59t</b>	<b>43/287</b>	<b>72.7</b>
<b>Opponents</b>	<b>528</b>	<b>295</b>	<b>3175</b>	<b>55.9</b>	<b>6.01</b>	<b>11</b>	<b>2.1</b>	<b>23</b>	<b>4.4</b>	<b>67</b>	<b>35/178</b>	<b>62.5</b>

# 2000 STATISTICS

## DEFENSIVE

FROM COACHES VIDEO

PLAYER	TT	SOLO	AS	SACKS	YDS	INT	PD	FF	FR
Lewis, Ray	187	120	67	3	33	2	10	0	3
McCrary, Michael	103	60	43	6.5	35	0	2	2	3
Sharper, Jamie	102	68	34	0	0	1	4	5	2
Burnett, Rob	97	53	44	10.5	57	1	3	3	5
Woodson, Rod	82	65	17	0	0	4	10	1	4
Siragusa, Tony	75	40	35	0	0	0	2	0	1
Adams, Sam	69	36	33	2	5	0	7	5	1
Herring, Kim	66	54	12	1	5	3	12	2	0
Starks, Duane	59	46	13	0	0	6	28	0	1
McAlister, Chris	50	39	11	0	0	4	23	0	1
Boulware, Peter	45	26	19	7	24	0	1	2	0
Harris, Corey	37	31	6	0	0	2	8	1	0
Dalton, Lionel	33	21	12	0	0	0	2	0	0
Washington, Keith	29	14	15	0	0	0	0	0	1
Bailey, Robert	27	20	7	0	0	0	4	3	1
Trapp, James	25	23	2	2	5	0	4	1	0
Brown, Cornell	25	17	8	3	17	0	0	2	0
Webster, Larry	10	8	2	0	0	0	0	0	1
Davis, Anthony	5	2	3	0	0	0	0	0	0
Jackson, Brad	4	2	2	0	0	0	0	0	0
Powell, Carl	1	0	1	0	0	0	0	0	0
Thomas, Adalius	1	0	1	0	0	0	0	0	0

## SPECIAL TEAMS

FROM COACHES VIDEO

PLAYER	TT	SOLO	AS	FF	FR	BK
Harris, Corey	26	20	6	1	0	0
Brigance, O.J.	25	16	9	2	1	0
Mitchell, Anthony	18	14	4	0	0	0
Davis, Billy	15	12	3	0	0	0
Trapp, James	15	10	5	1	0	0
Davis, Anthony	14	12	2	0	1	0
Jackson, Brad	13	9	4	0	2	0
Herring, Kim	11	10	1	0	0	0
Poindexter, Anthony	11	8	3	1	0	0
Brown, Cornell	9	6	3	0	0	0
Bailey, Robert	7	4	3	0	0	0
Sharper, Jamie	5	5	0	0	0	0
Ayanbadejo, Obafemi	3	3	0	0	0	0
Jones, John	3	2	1	0	0	0
Johnson, Patrick	3	1	2	0	0	0
Love, Clarence	2	2	0	1	0	0
Richardson, Kyle	2	2	0	0	0	0
Stover, Matt	2	2	0	0	0	0
Powell, Carl	1	1	0	0	0	0
Wainright, Frank	1	0	1	0	0	0

## TOP THREE

SOLO	SACKS	FF	FR	PD
120 Ray Lewis	10.5 Rob Burnett	5 Sam Adams	5 Rob Burnett	28 Duane Starks
68 Jamie Sharper	7.0 Peter Boulware	5 Jamie Sharper	4 Rod Woodson	23 Chris McAlister
65 Rod Woodson	6.5 Michael McCrary	3 2 players tied	3 2 players tied	12 Kim Herring

## USUAL STARTERS

OFFENSE		DEFENSE	
WR 87	Qadry Ismail	LDE 90	Rob Burnett
WR 83	Patrick Johnson	LDT 95	Sam Adams
LT 75	Jonathan Ogden	RDT 98	Tony Siragusa
LG 64	Edwin Mulitalo	RDE 99	Michael McCrary
C 60	Jeff Mitchell	LLB 58	Peter Boulware
RG 62	Mike Flynn	MLB 52	Ray Lewis
RT 70	Harry Swayne	RLB 55	Jamie Sharper
TE 82	Shannon Sharpe	LCB 22	Duane Starks
QB 8	Trent Dilfer	RCB 21	Chris McAlister
	12 Tony Banks	SS 20	Kim Herring
RB 31	Jamal Lewis	FS 26	Rod Woodson
FB 32	Sam Gash		

## COACHES

**Brian Billick**, Head Coach; **Matt Cavanaugh**, Offensive Coordinator/Quarterbacks; **Marvin Lewis**, Defensive Coordinator; **Jim Colletto**, Offensive Line; **Jack Del Rio**, Linebackers; **Jeff Friday**, Strength and Conditioning; **Wade Harman**, Tight Ends/Assistant Offensive Line; **Donnie Henderson**, Secondary; **Milt Jackson**, Wide Receivers; **Chip Morton**, Assistant Strength and Conditioning; **Russ Purnell**, Special Teams; **Rex Ryan**, Defensive Line; **Steve Shafer**, Assistant Head Coach/Secondary; **Matt Simon**, Running Backs; **Mike Smith**, Defensive Assistant

## RAVENS HONOR ROLL

**NFL Defensive Player of the Year:** LB Ray Lewis  
**Super Bowl XXXV MVP:** LB Ray Lewis

**Pro Bowl:** DT Sam Adams (starter); LB Ray Lewis (starter); OT Jonathan Ogden (starter); K Matt Stover (starter); S Rod Woodson (starter)  
**All Pro:** DT Sam Adams (AP-2nd Team, PFW-AFC, FN); DE Rob Burnett (AP-2nd Team, SI, FN, FD); RB Jamal Lewis (PFW-Rookie Team, FN-Rookie Team, FD); PR Jermaine Lewis (FN, FD); LB Ray Lewis (AP-1st Team, SI, PFW, CPF, TSN, FN, FD, USA); CB Chris McAlister (FD-2nd Team); OT Jonathan Ogden (AP-1st Team, SI, PFW, CPF, TSN, FN, FD, USA); CB Duane Starks (USA); K Matt Stover (AP-1st Team, PFW, CPF, TSN, FN, FD); FS Rod Woodson (AP-2nd Team, PFW-AFC, CPF-2nd Team, FN)

**Quarterback Club MVP:** LB Ray Lewis  
**Ravens Roost Unsung Hero:** S Kim Herring  
**Ravens Nest Lineman of the Year:** DE Rob Burnett  
**Ravens Roost Extra Effort Award:** S Corey Harris  
**Ed Block Courage Award:** S Anthony Poindexter

## SEASON TRENDS

	Reg.	Post.		Reg.	Post.
Record	12-4	4-0	When Scoring First	9-2	3-0
vs. AFC Central	8-2	1-0	When Not Scoring First	3-2	1-0
vs. AFC	10-3	3-0	Positive Turnover Ratio	12-3	4-0
vs. NFC	2-1	1-0	Negative Turnover Ratio	0-1	0-0
Home	6-2	1-0	Winning Penalty Ratio	3-1	1-0
Away	6-2	3-0	Losing Penalty Ratio	5-3	3-0
On Grass	11-4	4-0	Overtime	0-0	0-0
Artificial Turf	1-0	0-0	Preseason	4-0	0-0
Outdoors	12-4	4-0	With a 100-Yard Rusher	6-0	2-0
Indoors	0-0	0-0	With a 100-Yard Receiver	2-1	0-0
Leading at Halftime	11-1	3-0	Without a 100-yard Rusher	6-4	2-0
Trailing at Halftime	1-2	0-0	Without a 100-yard Receiver	10-3	4-0
Tied at Halftime	0-1	1-0	When Allowing a 100-Yard Rusher	0-0	0-0
Tied After 3 Quarters	0-1	1-0	When Not Allowing a 100-Yard Rusher	12-4	4-0
Leading After 3 Quarters	11-0	3-0	When Allowing a 100-Yard Receiver	3-0	3-0
Trailing After 3 Quarters	1-3	0-0	When Not Allowing a 100-Yard Receiver	9-4	4-0
Winning Coin Toss	5-4	1-0	With a 300-Yard Passer	0-0	0-0
Losing Coin Toss	7-0	3-0	Without a 300-Yard Passer	12-4	4-0
Decided by 8 Points or less	4-3	0-0	When Allowing a 300-Yard Passer	2-0	0-0
Decided by 3 Points or less	2-1	0-0	When Not Allowing a 300-Yard Passer	10-4	4-0

# 2000 POSTSEASON STATISTICS

## RESULTS AND ATTENDANCE

WON 4, LOST 0 (SUPER BOWL XXXV CHAMPIONS)

12/31	W	21-3	Denver	69,638
01/07	W	24-10	at Tennessee	68,527
01/14	W	16-3	at Oakland	62,784
01/28	W	34-7	at New York Giants	71,921

## TEAM STATISTICS

	RAVENS	OPPONENT
<b>TOTAL FIRST DOWNS</b>	<b>44</b>	<b>55</b>
Rushing	19	16
Passing	22	32
Penalty	3	7
3rd Down: Made/Att	15/60	12/60
3rd Down Pct.	25.0	20.0
4th Down: Made/Att	0/0	2/6
4th Down Pct.	0.0	33.3
<b>POSSESSION AVG.</b>	<b>30:10</b>	<b>29:51</b>
<b>TOTAL NET YARDS</b>	<b>900</b>	<b>837</b>
Avg. Per Game	225.0	209.3
Total Plays	226	259
Avg. Per Play	4.0	3.2
<b>NET YARDS RUSHING</b>	<b>392</b>	<b>258</b>
Avg. Per Game	98.0	64.5
Total Rushes	140	84
<b>NET YARDS PASSING</b>	<b>508</b>	<b>579</b>
Avg. Per Game	127.0	144.8
Sacked/Yards Lost	10/82	14/93
Gross Yards	590	672
Att./Completions	76/35	161/77
Completion Pct.	46.1	47.8
Had Intercepted	1	10
<b>PUNTS/AVERAGE</b>	<b>35/37.7</b>	<b>32/40.1</b>
<b>NET PUNTING AVG.</b>	<b>35/33.9</b>	<b>32/36.3</b>
<b>PENALTIES/YARDS</b>	<b>30/245</b>	<b>23/151</b>
<b>FUMBLES/BALL LOST</b>	<b>5/1</b>	<b>4/2</b>
<b>TOUCHDOWNS</b>	<b>11</b>	<b>2</b>
Rushing	4	1
Passing	3	0
Returns	4	1

SCORE BY PERIODS	1	2	3	4	OT	PTS
<b>RAVENS</b>	<b>7</b>	<b>34</b>	<b>27</b>	<b>27</b>	<b>0</b>	<b>95</b>
<b>Opponents</b>	<b>7</b>	<b>3</b>	<b>13</b>	<b>0</b>	<b>0</b>	<b>23</b>

SCORING	TD	RU	PA	RT	K/PAT	FG	S	PTS
Stover	0	0	0	0	11/11	6/8	0	29
Ja. Lewis	4	4	0	0			0	24
Sharpe	2	0	2	0			0	12
Je. Lewis	1	0	0	1			0	6
R. Lewis	1	0	0	1			0	6
A. Mitchell	1	0	0	1			0	6
Starks	1	0	0	1			0	6
Stokley	1	0	1	0			0	6
<b>RAVENS</b>	<b>11</b>	<b>4</b>	<b>3</b>	<b>4</b>	<b>11/11</b>	<b>6/8</b>	<b>0</b>	<b>95</b>
<b>Opponents</b>	<b>2</b>	<b>1</b>	<b>0</b>	<b>1</b>	<b>2/2</b>	<b>3/6</b>	<b>0</b>	<b>235</b>

2-PT. CONVERSIONS: RAVENS 0-0; Opponents 0-0

SACKS: McCrary 6.0, Boulware 2.0, Burnett 2.0, Sharper 2.0, Adams 1.0, Washington 1.0, **RAVENS 14.0, Opponents 10.0**

PASSING	ATT	COMP	YARDS	COMP%	YDS/ATT
Differ	73	35	590	47.9	8.08
Banks	3	0	0	0.0	0.00
<b>RAVENS</b>	<b>76</b>	<b>35</b>	<b>590</b>	<b>46.1</b>	<b>7.76</b>
<b>Opponents</b>	<b>161</b>	<b>77</b>	<b>672</b>	<b>47.8</b>	<b>4.17</b>

## RUSHING

	NO	YDS	AVG	LG	TD
Ja. Lewis	103	338	3.3	27t	4
Holmes	18	45	2.5	11	0
Differ	13	7	0.5	6	0
Je. Lewis	3	7	2.3	5	0
Gash	1	0	0.0	0	0
Banks	1	-1	-1.0	-1	0
Ismail	1	-4	-4.0	-4	0
<b>RAVENS</b>	<b>140</b>	<b>392</b>	<b>2.8</b>	<b>27t</b>	<b>4</b>
<b>Opponents</b>	<b>84</b>	<b>258</b>	<b>3.1</b>	<b>27t</b>	<b>1</b>

## RECEIVING

	NO	YDS	AVG	LG	TD
Ismail	9	150	16.7	44	0
Stokley	7	91	13.0	38t	1
Sharpe	6	230	38.3	96t	2
Ja. Lewis	5	40	8.0	15	0
Coates	4	54	13.5	24	0
Johnson	1	8	8.0	8	0
Gash	1	7	7.0	7	0
Je. Lewis	1	6	6.0	6	0
Holmes	1	4	4.0	4	0
<b>RAVENS</b>	<b>35</b>	<b>590</b>	<b>16.9</b>	<b>96t</b>	<b>3</b>
<b>Opponents</b>	<b>77</b>	<b>672</b>	<b>8.7</b>	<b>31</b>	<b>0</b>

## INTERCEPTIONS

	NO	YDS	AVG	LG	TD
Starks	3	93	31.0	49t	1
R. Lewis	2	54	27.0	50t	1
Sharper	2	19	9.5	15	0
McAlister	1	4	4.0	4	0
Herring	1	2	2.0	2	0
Bailey	1	0	0.0	0	0
<b>RAVENS</b>	<b>10</b>	<b>172</b>	<b>17.2</b>	<b>50t</b>	<b>2</b>
<b>Opponents</b>	<b>1</b>	<b>2</b>	<b>2.0</b>	<b>2</b>	<b>0</b>

## PUNTING

	NO	YDS	AVG	TB	IN	LG	BLK
Richardson	33	1318	39.9	3	14	66	2
Team	2	0	0	0	0	0	0
<b>RAVENS</b>	<b>35</b>	<b>1318</b>	<b>37.7</b>	<b>3</b>	<b>14</b>	<b>66</b>	<b>2</b>
<b>Opponents</b>	<b>32</b>	<b>1282</b>	<b>40.1</b>	<b>0</b>	<b>8</b>	<b>64</b>	<b>0</b>

## PUNT RETURNS

	RET	FC	YDS	AVG	LG	TD
Je. Lewis	11	9	122	11.1	38	0
<b>RAVENS</b>	<b>11</b>	<b>9</b>	<b>122</b>	<b>11.1</b>	<b>38</b>	<b>0</b>
<b>Opponents</b>	<b>13</b>	<b>6</b>	<b>73</b>	<b>5.6</b>	<b>19</b>	<b>0</b>

## KICKOFF RETURNS

	NO	YDS	AVG	LG	TD
Je. Lewis	5	189	37.8	84t	1
Harris	3	51	17.0	20	0
Coates	1	8	8.0	8	0
<b>RAVENS</b>	<b>9</b>	<b>248</b>	<b>27.6</b>	<b>84t</b>	<b>1</b>
<b>Opponents</b>	<b>18</b>	<b>340</b>	<b>18.9</b>	<b>97t</b>	<b>1</b>

## FIELD GOALS

	1-19	20-29	30-39	40-49	50+
Stover	0/0	2/2	3/4	1/2	0/0
<b>RAVENS</b>	<b>0/0</b>	<b>2/2</b>	<b>3/4</b>	<b>1/2</b>	<b>0/0</b>
<b>Opponents</b>	<b>0/0</b>	<b>2/2</b>	<b>1/3</b>	<b>0/1</b>	<b>0/0</b>

Stover: ()(38G)(36N,31G,28G,21G)(47G,41N,34G)

Opponents: (31G)(45B,31N,21G,37B)(24G)()

	TD	TD%	INT	INT%	LG	SACK/LOST	RATING
Differ	3	4.1	1	1.4	96t	10/82	83.7
Banks	0	0.0	0	0.0	0	0/0	39.6
<b>RAVENS</b>	<b>3</b>	<b>3.9</b>	<b>1</b>	<b>1.3</b>	<b>96t</b>	<b>10/82</b>	<b>80.5</b>
<b>Opponents</b>	<b>0</b>	<b>0.0</b>	<b>10</b>	<b>6.2</b>	<b>31</b>	<b>14/93</b>	<b>33.4</b>

## DEFENSIVE

FROM COACHES VIDEO

PLAYER	TT	SOLO	AS	SACKS	YDS	INT	PD	FF	FR
Lewis, Ray	44	28	16	0	0	2	7	0	1
Woodson, Rod	24	19	5	0	0	0	2	0	0
Burnett, Rob	21	14	7	2	12	0	1	0	0
Sharper, Jamie	20	14	6	2	10	2	1	0	0
Starks, Duane	19	18	1	0	0	3	6	0	0
McCrary, Michael	18	14	4	6	44	0	0	1	0
Harris, Corey	18	13	5	0	0	0	2	0	0
McAlister, Chris	17	15	2	0	0	1	8	0	0
Boulware, Peter	17	12	4	2	14	0	0	0	0
Siragusa, Tony	17	10	7	0	0	0	4	0	0
Webster, Larry	10	7	3	0	0	0	1	0	0
Washington, Keith	10	7	3	1	9	0	0	0	0
Adams, Sam	9	7	2	1	4	0	3	1	0
Dalton, Lionel	5	5	0	0	0	0	0	0	0
Bailey, Robert	5	4	1	0	0	1	1	0	0
Trapp, James	3	2	1	0	0	0	1	0	0
Brown, Cornell	1	1	0	0	0	0	0	0	0
Davis, Anthony	1	1	0	0	0	0	0	0	0
Herring, Kim	1	1	0	0	0	1	2	0	0
Mitchell, Anthony	1	1	0	0	0	0	0	0	0

## SPECIAL TEAMS

FROM COACHES VIDEO

PLAYER	TT	SOLO	AS	FF	FR	BK
Brigance, O.J.	10	8	2	0	0	0
Jackson, Brad	8	7	1	0	0	0
Davis, Billy	8	6	2	0	0	0
Trapp, James	6	3	3	1	0	0
Mitchell, Anthony	4	3	1	0	0	0
Harris, Corey	4	2	2	0	0	0
Starks, Duane	2	2	0	0	0	0
Davis, Anthony	2	1	1	0	0	0
Herring, Kim	2	1	1	0	0	0
Bailey, Robert	1	1	0	0	1	0
Brown, Cornell	1	1	0	0	0	0
Poindexter, Anthony	1	1	0	0	0	0
Sharper, Jamie	1	1	0	0	0	0
Thomas, Adalius	1	1	0	0	0	0
Washington, Keith	0	0	0	0	0	2



# 2001 STATISTICS

## RESULTS AND ATTENDANCE

### WON 10, LOST 6 (WILD CARD)

Date	Result	Score	Opponent	Attendance
09/09	W	17-6	Chicago	69,365
09/23	L	10-21	at Cincinnati	49,632
09/30	W	20-13	at Denver	75,082
10/07	W	26-7	Tennessee	69,494
10/14	L	23-31	at Green Bay	59,866
10/21	L	14-24	at Cleveland	72,818
10/28	W	18-17	Jacksonville	69,439
11/04	W	13-10	at Pittsburgh	62,906
11/12	W	16-10	at Tennessee	68,798
11/18	L	17-27	Cleveland	69,353
11/25	W	24-21	at Jacksonville	53,530
12/02	W	39-27	Indianapolis	69,382
12/09			Bye Week	
12/16	L	21-26	Pittsburgh	69,506
12/23	W	16-0	Cincinnati	68,987
12/29	L	10-22	at Tampa Bay	65,619
01/07	W	19-3	Minnesota	69,465

## TEAM STATISTICS

### TOTAL FIRST DOWNS

Category	RAVENS	OPPONENT
Rushing	92	81
Passing	180	161
Penalty	27	20
3rd Down: Made/Att	82/230	70/227
3rd Down Pct.	35.7	30.8
4th Down: Made/Att	3/13	6/15
4th Down Pct.	23.1	40.0

### POSSESSION AVG.

Category	RAVENS	OPPONENT
Avg. Per Game	320.3	277.9
Total Plays	1080	1010
Avg. Per Play	4.7	4.4

### NET YARDS RUSHING

Category	RAVENS	OPPONENT
Avg. Per Game	113.1	88.2
Total Rushes	483	410

### NET YARDS PASSING

Category	RAVENS	OPPONENT
Avg. Per Game	207.1	189.7
Sacked/Yards Lost	40/281	45/290
Gross Yards	3595	3325
Att./Completions	557/320	555/321
Completion Pct.	57.5	57.8
Had Intercepted	20	16

### PUNTS/AVERAGE

Category	RAVENS	OPPONENT
Net Punting Avg.	87/33.6	98/33.6

### PENALTIES/YARDS

Category	RAVENS	OPPONENT
Fumbles/Ball Lost	89/728	105/903

### FUMBLES/BALL LOST

Category	RAVENS	OPPONENT
Touchdowns	31	30
Rushing	11	10
Passing	18	16
Returns	2	4

### TOUCHDOWNS

Category	RAVENS	OPPONENT
Score by Periods	1	2
RAVENS	29	92
Opponents	38	77

### SCORE BY PERIODS

Period	1	2	3	4	OT	PTS
RAVENS	29	92	63	119	0	303
Opponents	38	77	89	61	0	265

### SCORING

Player	TD	RU	PA	RT	K/PAT	FG	S	PTS
Stover	0	0	0	0	25/25	30/35	0	115
Ismail	7	0	7	0			0	44
Brookins	5	5	0	0			0	30
Allen	3	3	0	0			0	18
T. Taylor	3	0	3	0			0	18
Ayanbadejo	2	1	1	0			0	12
Sharpe	2	0	2	0			0	12
Stokley	2	0	2	0			0	12
Cunningham	1	1	0	0			0	6
Gash	1	0	1	0			0	6
Grbac	1	1	0	0			0	6
Heap	1	0	1	0			0	6
Johnson	1	0	1	0			0	6
Sharper	1	0	0	1			0	6
Woodson	1	0	0	1			0	6
<b>RAVENS</b>	<b>31</b>	<b>11</b>	<b>18</b>	<b>2</b>	<b>25/25</b>	<b>30/35</b>	<b>0</b>	<b>303</b>
<b>Opponents</b>	<b>30</b>	<b>10</b>	<b>16</b>	<b>4</b>	<b>28/28</b>	<b>19/33</b>	<b>0</b>	<b>265</b>

**2-PT. CONVERSIONS:** Ismail, RAVENS 1-6; Opponents 0-2

**SACKS:** Boulware 15.0, McCrary 7.5, Sharper 6.0, R. Lewis 3.5, A. Thomas 3.5, Adams 2.0, Siragusa 2.0, Douglas 1.0, Gregg 1.0, S. Taylor 1.0, Team 1.0, Trapp 1.0, Webster 0.5, **RAVENS 44.0, Opponents 40.0**

## PASSING

Player	ATT	COMP	YARDS	COMP%	YDS/ATT
Grbac	467	265	3033	56.7	6.49
Cunningham	89	54	573	60.7	6.44
Richardson	1	1	-11	100.0	-11.00
<b>RAVENS</b>	<b>557</b>	<b>320</b>	<b>3595</b>	<b>57.5</b>	<b>6.45</b>
<b>Opponents</b>	<b>555</b>	<b>321</b>	<b>3325</b>	<b>57.8</b>	<b>5.99</b>

## RUSHING

Player	NO	YDS	AVG	LG	TD
Allen	168	658	3.9	26	3
Brookins	151	551	3.6	25	5
M. Williams	65	291	4.5	55	0
Ayanbadejo	46	173	3.8	17	1
T. Taylor	5	46	9.2	16	0
Cunningham	14	40	2.9	15	1
Je. Lewis	9	33	3.7	14	0
Grbac	21	18	0.9	6	1
Stokley	1	1	1.0	1	0
Richardson	1	0	0.0	0	0
Gash	2	-1	-0.5	0	0
<b>RAVENS</b>	<b>483</b>	<b>1810</b>	<b>3.7</b>	<b>55</b>	<b>11</b>
<b>Opponents</b>	<b>410</b>	<b>1411</b>	<b>3.4</b>	<b>38</b>	<b>10</b>

## RECEIVING

Player	NO	YDS	AVG	LG	TD
Ismail	74	1059	14.3	77t	7
Sharpe	73	811	11.1	37	2
T. Taylor	42	560	13.3	63	3
Stokley	24	344	14.3	46	2
Ayanbadejo	24	121	5.0	18	1
M. Williams	23	210	9.1	46	0
Allen	17	68	4.0	11	0
Heap	16	206	12.9	24t	1
Gash	9	80	8.9	16	1
Brookins	6	45	7.5	15	0
Johnson	5	57	11.4	25	1
Je. Lewis	4	32	8.0	12	0
Jones	2	13	6.5	13	0
A. Mitchell	1	-11	-11.0	-1	0
<b>RAVENS</b>	<b>320</b>	<b>3595</b>	<b>11.2</b>	<b>77t</b>	<b>1</b>
<b>Opponents</b>	<b>321</b>	<b>3325</b>	<b>10.4</b>	<b>90t</b>	<b>16</b>

## INTERCEPTIONS

Player	NO	YDS	AVG	LG	TD
Starks	4	9	2.3	9	0
R. Lewis	3	115	38.3	64	0
Woodson	3	57	19.0	47t	1
Harris	2	1	0.5	1	0
Trapp	1	15	15.0	15	0
McCrary	1	1	1.0	1	0
McAlister	1	0	0.0	0	0
Porter	1	-3	-3.0	-3	0
<b>RAVENS</b>	<b>16</b>	<b>195</b>	<b>12.2</b>	<b>64</b>	<b>1</b>
<b>Opponents</b>	<b>20</b>	<b>331</b>	<b>16.6</b>	<b>66t</b>	<b>3</b>

## PUNTING

Player	NO	YDS	AVG	TB	IN	LG	BLK
Richardson	85	3309	38.9	10	29	65	2
<b>RAVENS</b>	<b>87</b>	<b>3309</b>	<b>38.0</b>	<b>10</b>	<b>29</b>	<b>65</b>	<b>2</b>
<b>Opponents</b>	<b>98</b>	<b>4076</b>	<b>41.6</b>	<b>11</b>	<b>24</b>	<b>69</b>	<b>0</b>

## PUNT RETURNS

Player	RET	FC	YDS	AVG	LG	TD
Je. Lewis	42	9	519	12.4	62	0
McAlister	5	1	44	8.8	24	0
Lake	1	0	0	0.0	0	0
<b>RAVENS</b>	<b>48</b>	<b>10</b>	<b>563</b>	<b>11.7</b>	<b>62</b>	<b>0</b>
<b>Opponents</b>	<b>33</b>	<b>22</b>	<b>183</b>	<b>5.5</b>	<b>30</b>	<b>0</b>

## KICKOFF RETURNS

Player	NO	YDS	AVG	LG	TD
Je. Lewis	42	1039	24.7	76	0
Harris	11	235	21.4	34	0
Johnson	2	39	19.5	23	0
Bobo	1	11	11.0	11	0
Brookins	1	23	23.0	23	0
<b>RAVENS</b>	<b>57</b>	<b>1347</b>	<b>23.6</b>	<b>76</b>	<b>0</b>
<b>Opponents</b>	<b>64</b>	<b>1393</b>	<b>21.8</b>	<b>51</b>	<b>0</b>

## FIELD GOALS

Player	1-19	20-29	30-39	40-49	50+
Stover	0/0	16/16	9/10	5/9	0/0
<b>RAVENS</b>	<b>0/0</b>	<b>16/16</b>	<b>9/10</b>	<b>5/9</b>	<b>0/0</b>
<b>Opponents</b>	<b>0/0</b>	<b>7/7</b>	<b>6/11</b>	<b>6/15</b>	<b>0/0</b>

**Stover:** (46N,37G)(38G)(29G,26G)(26G,25G)(28G)(21G,38G)(49G,28G)(25G,39G)(31G,33G,30G)(42G)(41G,41N)(26G,30G,29G,27G,46N)(48N)(43G,29G,433N,43G)(24G)(21G,20G,38G,20G)

**Opponents:** (20G,43N,46G)(43N,39N,45N)(43G,49G)(46N)(33G,47N)(33G)(40G)(38G,41N,33N,48N,35)(48N,27G)(29G,42G)(38N)(33G,25G)(22G,33G,32N)(42G,38G,24G,40N)(26G)

## PASSING

Player	ATT	COMP	YARDS	COMP%	YDS/ATT	TD	TD%	INT	INT%	LG	SACK/LOST	RATING
Grbac	467	265	3033	56.7	6.49	15	3.2	18	3.9	77t	28/215	71.1
Cunningham	89	54	573	60.7	6.44	3	3.4	2	2.2	30	12/66	81.3
Richardson	1	1	-11	100.0	-11.00	0	0.0	0	0.0	11	0/0	79.2
<b>RAVENS</b>	<b>557</b>	<b>320</b>	<b>3595</b>	<b>57.5</b>	<b>6.45</b>	<b>18</b>	<b>3.2</b>	<b>20</b>	<b>3.6</b>	<b>77t</b>	<b>40/281</b>	<b>72.7</b>
<b>Opponents</b>	<b>555</b>	<b>321</b>	<b>3325</b>	<b>57.8</b>	<b>5.99</b>	<b>16</b>	<b>2.9</b>	<b>16</b>	<b>2.9</b>	<b>90t</b>	<b>45/290</b>	<b>72.8</b>



# 2001 STATISTICS

## DEFENSIVE

FROM COACHES VIDEO

PLAYER	TT	SOLO	AS	SACKS	YDS	INT	PD	FF	FR
Lewis, Ray	196	130	66	3.5	26	3	13	1	1
Sharper, Jamie	135	101	34	6	31	0	12	0	1
Woodson, Rod	93	70	23	0	0	3	13	1	1
Harris, Corey	91	70	21	0	0	2	12	3	4
Boulware, Peter	82	51	31	15	86.5	0	4	3	1
McAlister, Chris	69	59	10	0	0	1	11	0	0
McCrary, Michael	64	42	22	7.5	42.5	1	2	1	0
Starks, Duane	59	52	7	0	0	4	17	2	0
Siragusa, Tony	58	27	31	2	12	0	3	0	0
Adams, Sam	51	28	23	2	16	0	2	1	0
Burnett, Rob	50	28	22	0	0	0	6	0	1
Thomas, Adalius	39	27	12	3.5	32.5	0	8	3	0
Lake, Carnell	32	27	5	0	0	0	0	0	1
Trapp, James	31	25	6	1	8	1	4	0	0
Dalton, Lionel	29	15	14	0	0	0	0	0	0
Webster, Larry	28	13	15	0.5	1.5	0	0	0	0
Jackson, Brad	25	13	12	0	0	0	1	1	0
Gregg, Kelly	19	10	9	1	7	0	1	0	0
Mitchell, Anthony	11	9	2	0	0	0	1	0	0
Porter, Alvin	8	8	0	0	0	1	1	0	0
Taylor, Shannon	5	2	3	1	6	0	0	0	1
Douglas, Marques	3	2	1	1	11	0	0	0	0

## SPECIAL TEAMS

FROM COACHES VIDEO

PLAYER	TT	SOLO	AS	FF	FR	BK
Thomas, Adalius	18	14	4	0	0	0
Mitchell, Anthony	18	12	6	0	0	0
Jackson, Brad	16	9	7	0	1	0
Porter, Alvin	14	11	3	1	0	0
Trapp, James	12	9	3	0	0	0
Taylor, Shannon	9	8	1	0	0	0
Hartwell, Edgerton	9	5	4	0	0	0
Baxter, Gary	8	8	0	0	0	0
Ayanbadejo, Obafemi	8	7	1	0	0	0
Jones, John	8	7	1	0	0	0
Lake, Carnell	7	4	3	0	0	0
Williams, Moe	5	4	1	0	0	0
Starks, Duane	4	4	0	0	0	0
Harris, Corey	4	3	1	0	0	0
Kight, Danny	2	2	0	0	0	0
Stover, Matt	2	2	0	0	0	0
Maese, Joe	1	1	0	0	0	0
McAlister, Chris	1	1	0	0	0	1
Ricard, Alan	1	1	0	0	0	0
Sharper, Jamie	1	1	0	0	0	0
Hellestrae, Dale	1	0	1	0	0	0

\*McAlister partially deflected a FG at Pittsburgh 11/4/01

## TOP THREE

SOLO	SACKS	FF	FR	PD
130 Ray Lewis	15.0 Peter Boulware	3 Peter Boulware	4 Corey Harris	17 Duane Starks
101 Jamie Sharper	7.5 Michael McCrary	3 Corey Harris	1 7 players tied	13 Ray Lewis
70 2 players tied	6.0 Jamie Sharper	3 Adalius Thomas		13 Rod Woodson

## USUAL STARTERS

### OFFENSE

WR 87 Qadry Ismail
WR 89 Travis Taylor
LT 75 Jonathan Ogden
LG 64 Edwin Mulitalo
C 62 Mike Flynn
RG 66 Bennie Anderson
RT 77 Kipp Vickers
TE 82 Shannon Sharpe
QB 18 Elvis Grbac
RB 29 Terry Allen
FB 32 Sam Gash

### DEFENSE

LDE 90 Rob Burnett
LDT 95 Sam Adams
RDT 98 Tony Siragusa
RDE 99 Michael McCrary
LLB 58 Peter Boulware
MLB 52 Ray Lewis
RLB 55 Jamie Sharper
LCB 22 Duane Starks
RCB 21 Chris McAlister
SS 45 Corey Harris
FS 26 Rod Woodson

## COACHES

**Brian Billick**, Head Coach; **Matt Cavanaugh**, Offensive Coordinator/Quarterbacks; **Marvin Lewis**, Defensive Coordinator; **Jim Colletto**, Offensive Line; **Jack Del Rio**, Linebackers; **Jeff Friday**, Strength and Conditioning; **Wade Harman**, Tight Ends/Assistant Offensive Line; **Donnie Henderson**, Secondary; **Milt Jackson**, Offensive Assistant; **Chip Morton**, Assistant Strength and Conditioning; **Mike Nolan**, Wide Receivers; **Russ Purnell**, Special Teams; **Rex Ryan**, Defensive Line; **Steve Shafer**, Assistant Head Coach/Secondary; **Matt Simon**, Running Backs; **Mike Smith**, Defensive Assistant/Defensive Line; **Bennie Thompson**, Special Teams Assistant

## RAVENS HONOR ROLL

**Pro Bowl:** DT Sam Adams (2nd team); WR/KR Jermaine Lewis (2nd team); LB Ray Lewis (starter); OT Jonathan Ogden (starter);

TE Shannon Sharpe (2nd team); S Rod Woodson (starter)

**All-Pro:** DT Sam Adams (PFW, FN, CPFW); WR/KR Jermaine Lewis (PFW, FD, TSN); TE Shannon Sharpe (CPFW); LB Ray Lewis (AP-1st team, SI, PFW, FD, FN, CPFW, TSN); OL Edwin Mulitalo (SI); OT Jonathan Ogden (AP-2nd team, PFW, FD, FN, CPFW, TSN)

**Ravens Nest Lineman of the Year:** OL Edwin Mulitalo

**Ravens Roost Extra Effort Award:** WR Brandon Stokley

**Ravens Roost Unsung Hero:** LB Jamie Sharper

**Ed Block Courage Award:** S Corey Harris

## SEASON TRENDS

	Reg.	Post.		Reg.	Post.
Record	10-6	1-1	When Scoring First	5-2	0-0
vs. AFC Central	6-4	0-1	When Not Scoring First	5-4	1-1
vs. AFC	8-4	1-1	Positive or Even Turnover Ratio	9-0	1-0
vs. NFC	2-2	0-0	Negative Turnover Ratio	1-6	0-1
Home	6-2	0-0	Winning Penalty Ratio	7-3	1-0
Away	4-4	1-1	Losing Penalty Ratio	3-2	0-1
On Grass	10-6	1-1	Overtime	0-0	0-0
Artificial Turf	0-0	0-0	Preseason	1-2	0-0
Outdoors	10-6	1-1	With a 100-Yard Rusher	3-0	1-0
Indoors	0-0	0-0	With a 100-Yard Receiver	1-0	0-0
Leading at Halftime	5-1	1-0	Without a 100-yard Rusher	7-6	0-1
Trailing at Halftime	2-5	0-1	Without a 100-yard Receiver	9-6	1-1
Tied at Halftime	3-0	0-0	When Allowing a 100-Yard Rusher	1-0	0-0
Tied After 3 Quarters	2-0	0-0	When Not Allowing a 100-Yard Rusher	9-6	1-1
Leading After 3 Quarters	5-0	1-0	When Allowing a 100-Yard Receiver	1-2	0-0
Trailing After 3 Quarters	3-6	0-1	When Not Allowing a 100-Yard Receiver	9-4	1-1
Winning Coin Toss	6-2	1-1	With a 300-Yard Passer	0-1	0-0
Losing Coin Toss	4-4	0-0	Without a 300-Yard Passer	10-5	1-1
Decided by 8 Points or less	5-2	0-0	When Allowing a 300-Yard Passer	2-2	0-0
Decided by 3 Points or less	3-0	0-0	When Not Allowing a 300-Yard Passer	8-4	1-1

# 2001 POSTSEASON STATISTICS

## RESULTS AND ATTENDANCE

### WON 1, LOST 1

01/13	W	20-3	at Miami	72,251
01/20	L	10-27	at Pittsburgh	63,976

### TEAM STATISTICS

	RAVENS	OPPONENT
<b>TOTAL FIRST DOWNS</b>	<b>27</b>	<b>30</b>
Rushing	12	12
Passing	13	14
Penalty	2	4
3rd Down: Made/Att	11/28	10/27
3rd Down Pct	39.3	37.0
4th Down: Made/Att	1/1	0/1
4th Down Pct.	100.0	0.0
<b>POSSESSION AVG.</b>	<b>28:35</b>	<b>31:26</b>
<b>TOTAL NET YARDS</b>	<b>497</b>	<b>448</b>
Avg. Per Game	248.5	224.0
Total Plays	120	119
Avg. Per Play	4.1	3.8
<b>NET YARDS RUSHING</b>	<b>248</b>	<b>200</b>
Avg. Per Game	124.0	100.0
Total Rushes	61	64
<b>NET YARDS PASSING</b>	<b>249</b>	<b>248</b>
Avg. Per Game	124.5	124.0
Sacked/Yards Lost	4/37	5/28
Gross Yards	286	276
Att./Completions	55/30	50/27
Completion Pct.	54.5	54.0
Had Intercepted	3	2
<b>PUNTS/AVERAGE</b>	<b>12/40.1</b>	<b>11/43.5</b>
<b>NET PUNTING AVG.</b>	<b>12/32.1</b>	<b>11/30.6</b>
<b>PENALTIES/YARDS</b>	<b>14/100</b>	<b>11/86</b>
<b>FUMBLES/BALL LOST</b>	<b>2/2</b>	<b>6/2</b>
<b>TOUCHDOWNS</b>	<b>3</b>	<b>3</b>
Rushing	1	2
Passing	1	1
Returns	1	0

SCORE BY PERIODS	1	2	3	4	OT	PTS
RAVENS	0	10	14	6	0	30
Opponents	13	10	0	7	0	30

SCORING	TD	RU	PA	RT	K/PAT	FG	S	PTS
Stover	0	0	0	0	3/3	3/4	0	12
Allen	1	1	0	0			0	6
Je. Lewis	1	0	0	1			0	6
T. Taylor	1	0	1	0			0	6
<b>RAVENS</b>	<b>3</b>	<b>1</b>	<b>1</b>	<b>1</b>	<b>3/3</b>	<b>3/4</b>	<b>0</b>	<b>30</b>
Opponents	3	2	1	0	3/3	3/4	0	30

2-PT. CONVERSIONS: RAVENS 0-0; Opponents 0-0

SACKS: Boulware 1.0, A. Mitchell 1.0, Sharper 1.0, Webster 1.0, Burnett 0.5, A. Thomas 0.5, RAVENS 5.0, Opponents 4.0

## RUSHING

	NO	YDS	AVG	LG	TD
Allen	29	120	4.1	13	1
Brookins	14	71	5.1	18	0
M. Williams	9	29	3.2	9	0
T. Taylor	1	15	15.0	15	0
Ayanbadejo	2	8	4.0	5	0
Je. Lewis	2	4	2.0	5	0
Grbac	2	3	1.5	4	0
Redman	2	-2	-1.0	-1	0
<b>RAVENS</b>	<b>61</b>	<b>248</b>	<b>4.1</b>	<b>18</b>	<b>1</b>
Opponents	64	200	3.1	23	2

## RECEIVING

	NO	YDS	AVG	LG	TD
Sharpe	9	79	8.8	27	0
T. Taylor	6	76	12.7	45	1
M. Williams	4	24	6.0	14	0
Allen	3	11	3.7	6	0
Stokley	2	38	19.0	27	0
Ismail	2	24	12.0	16	0
Gash	1	13	13.0	13	0
Heap	1	11	11.0	11	0
Ayanbadejo	1	7	7.0	7	0
Brookins	1	3	3.0	3	0
<b>RAVENS</b>	<b>30</b>	<b>286</b>	<b>9.5</b>	<b>45</b>	<b>1</b>
Opponents	27	276	10.2	32t	1

## INTERCEPTIONS

	NO	YDS	AVG	LG	TD
Starks	1	26	26.0	26	0
McAlister	1	18	18.0	18	0
<b>RAVENS</b>	<b>2</b>	<b>44</b>	<b>22.0</b>	<b>26</b>	<b>0</b>
Opponents	3	51	17.0	32	0

## PUNTING

	NO	YDS	AVG	TB	IN	LG	BLK
Richardson	12	481	40.1	1	1	52	0
<b>RAVENS</b>	<b>12</b>	<b>481</b>	<b>40.1</b>	<b>1</b>	<b>1</b>	<b>52</b>	<b>0</b>
Opponents	11	479	43.5	2	4	52	0

## PUNT RETURNS

	RET	FC	YDS	AVG	LG	TD
Je. Lewis	5	2	102	20.4	88t	1
<b>RAVENS</b>	<b>5</b>	<b>2</b>	<b>102</b>	<b>20.4</b>	<b>88t</b>	<b>1</b>
Opponents	7	0	76	10.9	35	0

## KICKOFF RETURNS

	NO	YDS	AVG	LG	TD
Je. Lewis	6	104	17.3	28	0
Harris	2	33	16.5	18	0
<b>RAVENS</b>	<b>8</b>	<b>137</b>	<b>17.1</b>	<b>28</b>	<b>0</b>
Opponents	8	187	23.4	32	0

## FIELD GOALS

	1-19	20-29	30-39	40-49	50+
Stover	0/0	1/1	1/1	1/2	0/0
<b>RAVENS</b>	<b>0/0</b>	<b>1/1</b>	<b>1/1</b>	<b>1/2</b>	<b>0/0</b>
Opponents	0/0	1/1	1/2	1/1	0/0

Stover: (40N,35G,40G)(26G)

Opponents: (33G)(21G,35N,46G)

PASSING	ATT	COMP	YARDS	COMP%	YDS/ATT	TD	TD%	INT	INT%	LG	SACK/LOST	RATING
Grbac	55	30	286	54.5	5.20	1	1.8	3	5.5	45	4/37	52.5
<b>RAVENS</b>	<b>55</b>	<b>30</b>	<b>286</b>	<b>54.5</b>	<b>5.20</b>	<b>1</b>	<b>1.8</b>	<b>3</b>	<b>5.5</b>	<b>45</b>	<b>4/37</b>	<b>52.5</b>
Opponents	50	27	276	54.0	5.52	1	2.0	2	4.0	32t	5/28	60.1

## DEFENSIVE

FROM COACHES VIDEO

PLAYER	TT	SOLO	AS	SACKS	YDS	INT	PD	FF	FR
Sharper, Jamie	20	12	8	1	0	0	1	1	0
Lewis, Ray	15	9	6	0	0	0	0	2	0
Woodson, Rod	14	11	3	0	0	0	2	0	0
Harris, Corey	12	9	3	0	0	0	1	0	0
Webster, Larry	12	8	4	1	8	0	1	0	0
Starks, Duane	10	9	1	0	0	1	1	0	0
Boulware, Peter	10	5	5	1	15	0	0	2	1
Burnett, Rob	8	6	2	1	3	0	0	0	0
Siragusa, Tony	8	5	3	0	0	0	0	0	0
Adams, Sam	7	2	5	0	0	0	0	0	1
McAlister, Chris	6	3	3	0	0	1	3	0	0
Mitchell, Anthony	4	4	0	1	2	0	0	0	0
Gregg, Kelly	4	3	1	0	0	0	0	0	0
Lake, Carnell	4	3	1	0	0	0	1	0	0
Thomas, Adalius	4	2	2	0	0	0	0	0	0
Jackson, Brad	3	2	1	0	0	0	0	0	0
Dalton, Lionel	1	0	1	0	0	0	0	0	0

## SPECIAL TEAMS

FROM COACHES VIDEO

PLAYER	TT	SOLO	AS	FF	FR	BK
Porter, Alvin	6	4	2	1	0	0
Ayanbadejo, Obafemi	5	3	2	0	0	0
Baxter, Gary	3	2	1	0	0	0
Mitchell, Anthony	3	2	1	0	0	0
Starks, Duane	2	2	0	0	0	0
Harris, Corey	2	1	1	0	0	0
Hellestrae, Dale	1	1	0	0	0	0
Jackson, Brad	1	1	0	0	0	0
Richardson, Kyle	1	1	0	0	0	0
Thomas, Adalius	1	1	0	0	0	0
Hartwell, Edgerton	1	0	1	0	0	0





# 2002 STATISTICS

## DEFENSIVE

FROM COACHES VIDEO

PLAYER	TT	SOLO	AS	SACKS	YDS	INT	PD	FR	FF
Hartwell, Ed	191	125	66	3	18.0	0	7	0	0
Baxter, Gary	90	75	15	0	0	1	20	0	0
Boulware, Peter	87	63	24	7	57.0	1	4	1	1
Reed, Ed	86	69	17	1	3.0	5	13	0	1
Lewis, Ray	85	57	28	0	0	2	2	1	1
Gregg, Kelly	84	53	31	2	13.0	0	0	0	0
Harris, Bernardo	73	47	26	2	23.0	2	4	0	0
Thomas, Adalius	68	38	30	3	20.0	2	11	1	3
Brown, Cornell	67	47	20	1.5	14.0	0	3	0	0
McAlister, Chris	67	58	9	0	0	1	24	0	1
Weaver, Anthony	65	43	22	3.5	33.0	0	4	0	1
Demps, Will	64	51	13	1	2.0	1	7	0	1
Williams, Chad	43	35	8	0	0	3	8	0	1
Porter, Alvin	41	36	5	0	0	0	3	0	0
Trapp, James	36	26	10	1	17.0	3	11	0	1
Kemoatu, Maake	32	20	12	2	6.0	0	0	0	0
Mitchell, Anthony	31	25	6	0	0	3	2	0	0
Parker, Riddick	29	17	12	1	5.0	0	0	0	2
McCrary, Michael	16	10	6	2	6.0	0	1	0	0
Douglas, Marques	15	9	6	1	9.0	0	0	0	0
Nugent, David	15	8	7	0	0	0	0	0	0
Tate, Robert	14	13	1	0	0	0	2	0	0
Taylor, Shannon	14	8	6	0	0	0	0	0	1
Scott, Bart	5	2	3	0	0	1	0	0	0

## SPECIAL TEAMS

FROM COACHES VIDEO

PLAYER	TT	SOLO	AS	FF	FR	BK
Scott, Bart	17	13	4	0	0	0
Williams, Chad	17	12	5	1	0	1
Thomas, Adalius	15	11	4	0	0	0
Taylor, Shannon	14	12	2	0	0	0
Mitchell, Anthony	12	10	2	0	0	0
Trapp, James	12	9	3	0	0	0
Jones, John	10	3	7	0	0	0
Porter, Alvin	9	6	3	0	1	0
Reed, Ed	8	5	3	0	0	2
Brown, Cornell	7	4	3	0	0	0
Demps, Will	6	3	3	0	0	0
Johnson, Ron	3	3	0	0	1	0
Maese, Joe	3	2	1	0	1	0
Ricard, Alan	3	2	1	0	0	0
Stover, Matt	3	3	0	0	0	0
Tate, Robert	3	1	2	0	0	0
Harris, Bernardo	2	2	0	0	0	0
Jenkins, J.R.	2	2	0	0	0	0
Perryman, Ray	2	1	1	0	0	0
Hartwell, Ed	1	0	1	0	0	0
Jones, Terry	1	0	1	0	0	0
Zastudil, Dave	1	1	0	0	0	0
Gash, Sam	0	0	0	0	1	0

## TOP THREE

SOLO	SACKS	FF	FR	PD
125 Ed Hartwell	7.0 Peter Boulware	3 Adalius Thomas	1 Peter Boulware	24 Chris McAlister
75 Gary Baxter	3.5 Anthony Weaver	2 Riddick Parker	1 Ray Lewis	20 Gary Baxter
69 Ed Reed	3.0 2 players tied		1 Adalius Thomas	13 Ed Reed

## USUAL STARTERS

### OFFENSE

WR 89	Travis Taylor
LT 75	Jonathan Ogden
LG 64	Edwin Mulitalo
C 62	Mike Flynn
RG 66	Bennie Anderson
RT 77	Ethan Brooks
TE 86	Todd Heap
WR 80	Brandon Stokley*
QB 81	Randy Hymes
QB 7	Chris Redman
RB 11	Jeff Blake
RB 31	Jamal Lewis
FB 39	Alan Ricard

\*IR

### DEFENSE

DE 98	Anthony Weaver
DT 97	Kelly Gregg
DE 96	Adalius Thomas
	99 Michael McCrary*
LOLB 90	Cornell Brown
LILB 56	Ed Hartwell
RILB 52	Ray Lewis*
	51 Bernardo Harris
ROLB 58	Peter Boulware
LCB 21	Chris McAlister
RCB 28	Gary Baxter
SS 20	Ed Reed
FS 47	Will Demps
	42 Anthony Mitchell

## COACHES

**Brian Billick**, Head Coach; **Matt Cavanaugh**, Offensive Coordinator; **Mike Nolan**, Defensive Coordinator; **Gary Zauner**, Special Teams Coordinator; **Mark Asanovich**, Assistant Strength and Conditioning; **Jim Colletto**, Offensive Line; **Jeff Friday**, Strength and Conditioning; **Wade Harman**, Tight Ends/Assistant Offensive Line; **Donnie Henderson**, Secondary; **Paul Ricci**, Assistant Strength and Conditioning; **Rex Ryan**, Defensive Line; **David Shaw**, Quarterbacks/Wide Receivers; **Matt Simon**, Running Backs; **Mike Smith**, Linebackers; **Bennie Thompson**, Special Teams Assistant; **Phil Zacharias**, Defensive Assistant/Defensive Line

## RAVENS HONOR ROLL

**Pro Bowl:** LB Peter Boulware (2nd team); TE Todd Heap (2nd team); OT Jonathan Ogden (starter)  
**All-Pro:** OT Jonathan Ogden (AP-1st team, PFW, FD-2nd team, TSN)  
**Comeback Player of the Year:** RB Jamal Lewis (FD)  
**All-Rookie Team:** S Ed Reed (PFW), P Dave Zastudil (PFW)  
**Ravens Nest Lineman of Year:** DE Adalius Thomas  
**Ravens Roost Extra Effort Award:** LB Edgerton Hartwell  
**Ravens Roost Unsung Hero:** NT Kelly Gregg  
**Ed Block Courage Award:** OT Ethan Brooks

## SEASON TRENDS

Record	7-9	When Scoring First	5-2
vs. AFC North	3-3	When Not Scoring First	2-7
vs. AFC	7-5	Positive or Even Turnover Ratio	7-1
vs. NFC	0-4	Negative Turnover Ratio	0-8
Home	4-4	Winning Penalty Ratio	5-3
Away	3-5	Losing Penalty Ratio	1-5
On Grass	7-7	Overtime	0-0
Artificial Turf	0-2	Preseason	2-2
Outdoors	7-7	With a 100-Yard Rusher	4-1
Indoors	0-2	With a 100-Yard Receiver	1-1
Leading at Halftime	5-1	Without a 100-yard Rusher	3-8
Trailing at Halftime	1-8	Without a 100-yard Receiver	6-8
Tied at Halftime	1-0	When Allowing a 100-Yard Rusher	2-3
Tied After 3 Quarters	0-1	When Not Allowing a 100-Yard Rusher	5-6
Leading After 3 Quarters	6-2	When Allowing a 100-Yard Receiver	2-1
Trailing After 3 Quarters	1-6	When Not Allowing a 100-Yard Receiver	5-8
Winning Coin Toss	3-1	With a 300-Yard Passer	0-2
Losing Coin Toss	4-8	Without a 300-Yard Passer	7-7
Decided by 7 Points or less	4-5	When Allowing a 300-Yard Passer	2-1
Decided by 3 Points or less	1-5	When Not Allowing a 300-Yard Passer	5-8





# 2003 STATISTICS

## DEFENSIVE

FROM COACHES VIDEO

PLAYER	TT	SOLO	AS	SACKS	YDS	INT	PD	FF	FR
Lewis, Ray	225	160	65	1.5	11	6	13	2	2
Hartwell, Ed	140	89	51	3	20.5	1	5	2	0
Baxter, Gary	106	88	18	1	5	3	16	0	0
Gregg, Kelly	104	78	26	3	15	0	0	0	1
Reed, Ed	92	77	15	1	12	7	19	1	0
Douglas, Marques	89	62	27	4.5	32.5	0	3	1	0
Boulware, Peter	79	56	23	8.5	71	0	2	2	1
Weaver, Anthony	63	43	20	5	38	0	7	2	2
Demps, Will	59	41	18	0	0	2	11	1	0
McAlister, Chris	52	43	9	0	0	3	16	0	0
Fuller, Corey	41	37	4	0	0	0	8	0	0
Thomas, Adalius	34	26	8	4	21	0	8	1	0
Williams, Chad	34	27	7	1	7	1	8	1	0
Brown, Cornell	33	19	14	1	5	0	3	0	0
Suggs, Terrell	33	26	7	12	97	1	3	6	4
Kemoatu, Maake	24	14	10	1	7	0	1	0	0
Knight, Tom	18	17	1	0.5	5	0	1	0	1
Johnson, Jarret	18	9	9	0	0	0	1	0	0
Parker, Riddick	12	8	4	0	0	0	0	0	0
Scott, Bart	9	7	2	0	0	0	0	0	1
Walls, Ray	5	5	0	0	0	0	2	0	0
Brightful, Lamont	2	2	0	0	0	0	0	0	0
Franklin, Aubrayo	1	1	0	0	0	0	0	0	0

## SPECIAL TEAMS

FROM COACHES VIDEO

PLAYER	TT	SOLO	AS	FF	FR	BK
Thomas, Adalius	23	17	6	1	0	1
Scott, Bart	19	12	7	0	0	0
Sapp, Gerome	16	9	7	0	1	0
Walls, Ray	12	9	3	0	0	0
Jones, John	11	8	3	0	0	0
Smith, Musa	10	8	2	0	0	0
Demps, Will	9	8	1	0	0	0
Morrow, Harold	9	5	4	0	0	0
Taylor, Chester	8	8	0	0	1	0
Brown, Cornell	8	5	3	0	0	0
Williams, Chad	6	4	2	0	2	0
Brightful, Lamont	5	3	2	0	1	0
Maese, Joe	5	3	2	0	1	0
Mughelli, Ovie	5	5	0	0	0	0
Jones, Terry	3	3	0	1	0	0
Johnson, Ron	2	1	1	0	0	0
Slaughter, TJ	2	1	0	0	0	0
Fuller, Corey	1	1	0	0	0	0
Ricard, Alan	1	1	0	0	0	0
Zastudil, Dave	1	0	0	0	0	0
Ogden, Jonathan	0	0	0	0	1	0
Reed, Ed	0	0	0	0	0	2

## TOP THREE

SOLO	SACKS	FF	FR	PD
160 Ray Lewis	12.0 Terrell Suggs	6 Adalius Thomas	4 Terrell Suggs	19 Ed Reed
89 Ed Hartwell	8.5 Peter Boulware	3 Peter Boulware	2 Ray Lewis	16 Gary Baxter
88 Gary Baxter	5.0 Anthony Weaver	2 Anthony Weaver	2 Anthony Weaver	16 Chris McAlister

## USUAL STARTERS

OFFENSE		DEFENSE	
WR 89 Travis Taylor	DE 98 Anthony Weaver		
TE 82 Terry Jones	NT 97 Kelly Gregg		
LT 75 Jonathan Ogden	DE 94 Marques Douglas		
LG 64 Edwin Mulitalo	LOLB 96 Adalius Thomas*		
C 62 Mike Flynn	90 Cornell Brown		
RG 66 Bennie Anderson	LILB 56 Ed Hartwell		
RT 77 Orlando Brown	RILB 52 Ray Lewis		
TE 86 Todd Heap	ROLB 58 Peter Boulware		
QB 8 Kyle Boller	LCB 21 Chris McAlister		
2 Anthony Wright	RCB 26 Corey Fuller		
RB 31 Jamal Lewis	28 Gary Baxter		
FB 39 Alan Ricard	SS 20 Ed Reed		
*IR	FS 28 Gary Baxter		
	47 Will Demps		

## COACHES

**Brian Billick**, Head Coach; **Matt Cavanaugh**, Offensive Coordinator; **Mike Nolan**, Defensive Coordinator; **Gary Zauner**, Special Teams Coordinator; **Jim Colletto**, Offensive Line; **Jeff Friday**, Strength and Conditioning; **Wade Harman**, Tight Ends/Offensive Line; **Donnie Henderson**, Secondary; **Mike Pettine**, Coaching Assistant/Quality Control; **Paul Ricci**, Assistant Strength and Conditioning; **Rex Ryan**, Defensive Line; **David Shaw**, Quarterbacks/Wide Receivers; **Matt Simon**, Running Backs; **Mike Singletary**, Linebackers; **Bennie Thompson**, Special Teams Assistant; **Dennis Thurman**, Assistant Defensive Backs; **Phil Zacharias**, Defensive Assistant/Outside Linebackers

## RAVENS HONOR ROLL

**AP Offensive Player of the Year:** RB Jamal Lewis  
**AP Defensive Player of the Year:** LB Ray Lewis  
**AP Defensive Rookie of the Year:** LB Terrell Suggs  
**Pro Bowl:** LB Peter Boulware (2nd team), TE Todd Heap (2nd team), RB Jamal Lewis (starter), LB Ray Lewis (starter), CB Chris McAlister (starter), T Jonathan Ogden (starter), S Ed Reed (starter), LB Adalius Thomas (ST)  
**All-Pro:** LB Peter Boulware (FD-2nd team), TE Todd Heap (AP-2nd team, FD-2nd team), RB Jamal Lewis (AP-1st team, FD-1st team, PFW, TSN), LB Ray Lewis (AP-1st team, FD-1st team, PFW, SI, TSN), CB Chris McAlister (AP-1st team, FD-1st team, PFW), T Jonathan Ogden (AP-1st team, PFW, FD-1st team, SI, TSN), S Ed Reed (AP-2nd team, FD-2nd team, SI, TSN)  
**Pro Football Weekly Most Valuable Player:** RB Jamal Lewis  
**Pro Football Weekly Defensive Most Valuable Player:** LB Ray Lewis  
**Pro Football Weekly Defensive Rookie of the Year:** LB Terrell Suggs  
**Pro Football Weekly All-Rookie Team:** LB Terrell Suggs  
**Pro Football Weekly All-AFC:** RB Jamal Lewis, T Jonathan Ogden, LB Ray Lewis, S Ed Reed, LB Adalius Thomas (ST)  
**Football Digest Defensive Player of the Year:** LB Ray Lewis  
**Football Digest Assistant Coach of the Year:** Defensive Coordinator Mike Nolan  
**Ravens Nest Lineman of the Year:** DE Anthony Weaver  
**Ravens Roost Extra Effort Award:** NT Kelly Gregg  
**Ravens Roost Unsung Hero:** LB Edgerton Hartwell  
**Ed Block Courage Award:** DE Marques Douglas

## SEASON TRENDS

Record	10-6	When Scoring First	5-1
vs. AFC North	4-2	When Not Scoring First	5-5
vs. AFC	7-5	Positive or Even Turnover Ratio	10-0
vs. NFC	3-1	Negative Turnover Ratio	0-6
Home	7-1	Winning Penalty Ratio	5-4
Away	3-5	Losing Penalty Ratio	5-2
On Grass	3-4	Overtime	1-1
Artificial Turf	7-2	Preseason	1-3
Outdoors	10-5	With a 100-Yard Rusher	8-4
Indoors	0-1	With a 100-Yard Receiver	2-1
Leading at Halftime	9-0	Without a 100-yard Rusher	2-2
Trailing at Halftime	1-5	Without a 100-yard Receiver	8-5
Tied at Halftime	0-1	When Allowing a 100-Yard Rusher	1-1
Tied After 3 Quarters	0-1	When Not Allowing a 100-Yard Rusher	9-5
Leading After 3 Quarters	8-1	When Allowing a 100-Yard Receiver	1-2
Trailing After 3 Quarters	2-5	When Not Allowing a 100-Yard Receiver	9-4
Winning Coin Toss	4-4	With a 300-Yard Passer	1-1
Losing Coin Toss	6-2	Without a 300-Yard Passer	9-5
Decided by 7 Points or less	3-2	When Allowing a 300-Yard Passer	1-1
Decided by 3 Points or less	2-1	When Not Allowing a 300-Yard Passer	9-5

# 2003 POSTSEASON STATISTICS

## RESULTS AND ATTENDANCE

WON 0, LOST 1  
01/03 L 17-20 Tennessee 69,452

## TEAM STATISTICS

	RAVENS	OPPONENT
<b>TOTAL FIRST DOWNS</b>	<b>12</b>	<b>16</b>
Rushing	1	10
Passing	11	6
Penalty	0	0
3rd Down: Made/Att	3/12	6/15
3rd Down Pct.	25.0	40.0
4th Down: Made/Att	0/0	0/0
4th Down Pct.	0.0	0.0
<b>POSSESSION AVG.</b>	<b>24:52</b>	<b>35:08</b>
<b>TOTAL NET YARDS</b>	<b>255</b>	<b>324</b>
Avg. Per Game	255.0	324.0
Total Plays	55	63
Avg. Per Play	4.6	5.1
<b>NET YARDS RUSHING</b>	<b>54</b>	<b>165</b>
Avg. Per Game	54.0	165.0
Total Rushes	16	40
<b>NET YARDS PASSING</b>	<b>201</b>	<b>159</b>
Avg. Per Game	201.0	159.0
Sacked/Yards Lost	2/13	0/0
Gross Yards	214	159
Att./Completions	37/20	23/14
Completion Pct.	54.1	60.9
Had Intercepted	2	3
<b>PUNTS/AVERAGE</b>	<b>8/48.8</b>	<b>6/44.7</b>
<b>NET PUNTING AVG.</b>	<b>8/40.0</b>	<b>6/44.3</b>
<b>PENALTIES/YARDS</b>	<b>8/70</b>	<b>6/55</b>
<b>FUMBLES/BALL LOST</b>	<b>1/0</b>	<b>0/0</b>
<b>TOUCHDOWNS</b>	<b>2</b>	<b>2</b>
Rushing	0	1
Passing	1	1
Returns	1	0

SCORE BY PERIODS	1	2	3	4	OT	PTS
RAVENS	7	3	0	7	0	17
Opponents	7	0	7	6	0	20

SCORING	TD	RU	PA	RT	K/PAT	FG	S	PTS
Demps	1	0	0	1			0	6
Heap	1	0	1	0			0	6
Stover	0	0	0	0	2/2	1/1	0	5
RAVENS	2	0	1	1	2/2	1/1	0	17
Opponents	2	1	1	0	2/2	2/2	0	20

2-PT. CONVERSIONS: RAVENS 0-0; Opponents 0-0

SACKS: RAVENS 0.0, Opponents 2.0

PASSING	ATT	COMP	YARDS	COMP%	YDS/ATT	TD	TD%	INT	INT%	LG	SACK/LOST	RATING
Wright	37	20	214	54.1	5.78	1	2.7	2	5.4	35t	2/13	57.7
RAVENS	37	20	214	54.1	5.78	1	2.7	2	5.4	35t	2/13	57.7
Opponents	23	14	159	60.9	6.91	1	4.3	3	13.0	49t	0/0	56.5

## RUSHING

	NO	YDS	AVG	LG	TD
J. Lewis	14	35	2.5	8	0
Wright	2	19	9.5	11	0
RAVENS	16	54	3.4	11	0
Opponents	40	165	4.1	16	1

## RECEIVING

	NO	YDS	AVG	LG	TD
T. Taylor	7	82	11.7	30	0
Heap	6	80	13.3	35t	1
C. Taylor	2	19	9.5	16	0
T. Jones	2	16	8.0	9	0
J. Lewis	2	4	2.0	6	0
Robinson	1	13	13.0	13	0
RAVENS	20	214	10.7	35t	1
Opponents	14	159	11.4	49t	1

## INTERCEPTIONS

	NO	YDS	AVG	LG	TD
Demps	1	56	56.0	56t	1
Reed	1	23	23.0	23	0
McAlister	1	0	0.0	0	0
RAVENS	3	79	26.3	56t	1
Opponents	2	1	0.5	1	0

## PUNTING

	NO	YDS	AVG	TB	IN	LG	BLK
Zastudil	8	390	48.8	0	0	56	0
RAVENS	8	390	48.8	0	0	56	0
Opponents	6	268	44.7	0	4	63	0

## PUNT RETURNS

	RET	FC	YDS	AVG	LG	TD
Brightful	2	2	2	1.0	2	0
RAVENS	2	2	2	1.0	2	0
Opponents	6	1	70	11.7	17	0

## KICKOFF RETURNS

	NO	YDS	AVG	LG	TD
Brightful	2	34	17.0	26	0
C. Taylor	2	45	22.5	26	0
RAVENS	4	79	19.8	26	0
Opponents	4	61	15.3	24	0

## FIELD GOALS

	1-19	20-29	30-39	40-49	50+
Stover	0/0	0/0	0/0	1/1	0/0
RAVENS	0/0	0/0	0/0	1/1	0/0
Opponents	0/0	0/0	0/0	2/2	0/0

Stover: (43G)

Opponents: (45G,46G)

## DEFENSIVE

FROM COACHES VIDEO

PLAYER	TT	SOLO	AS	SACKS	YDS	INT	PD	FF	FR
Lewis, Ray	18	12	6	0	0	0	0	0	0
Douglas, Marques	10	7	3	0	0	0	0	0	0
Hartwell, Ed	10	7	3	0	0	0	0	0	0
Demps, Will	8	7	1	0	0	1	1	0	0
Gregg, Kelly	6	2	4	0	0	0	0	0	0
Weaver, Anthony	6	5	1	0	0	0	0	0	0
Baxter, Gary	5	5	0	0	0	0	0	0	0
McAlister, Chris	3	3	0	0	0	1	2	0	0
Parker, Riddick	3	3	0	0	0	0	0	0	0
Reed, Ed	3	3	0	0	0	1	2	0	0
Brown, Cornell	2	2	0	0	0	0	0	0	0
Kemoeatu, Maake	2	2	0	0	0	0	0	0	0
Suggs, Terrell	2	1	1	0	0	0	0	0	0
Johnson, Jarret	1	0	1	0	0	0	0	0	0
Knight, Tom	1	1	0	0	0	0	0	0	0
Williams, Chad	1	1	0	0	0	0	0	0	0

## SPECIAL TEAMS

FROM COACHES VIDEO

PLAYER	TT	SOLO	AS	FF	FR	BK
Smith, Musa	4	2	2	0	0	0
Morrow, Harold	3	1	2	0	0	0
Brightful, Lamont	1	1	0	0	0	0
Brown, Cornell	1	1	0	0	0	0
Demps, Will	1	1	0	0	0	0
Jones, Terry	1	1	0	0	0	0
Knight, Tom	1	1	0	0	0	0
Maese, Joe	1	1	0	0	0	0
Mughelli, Ovie	1	1	0	0	0	0
Scott, Bart	1	1	0	0	0	0
Franklin, Aubrayo	1	1	0	0	0	0

# 2004 STATISTICS

## RESULTS AND ATTENDANCE

### WON 9, LOST 7

Date	Result	Score	Opponent	Attendance
09/12	L	3-20	at Cleveland	73,068
09/19	W	30-13	Pittsburgh	69,859
09/26	W	23-9	at Cincinnati	65,575
10/04	L	24-27	Kansas City	69,827
10/10	W	17-10	at Washington	90,287
10/17			Bye Week	
10/24	W	20-6	Buffalo	69,809
10/31	L	10-15	at Philadelphia	67,715
11/07	W	27-13	Cleveland	69,781
11/14	W	20-17 (OT)	at New York Jets	77,826
11/21	W	30-10	Dallas	69,924
11/28	L	3-24	at New England	68,756
12/05	L	26-27	Cincinnati	69,695
12/12	W	37-14	New York Giants	69,856
12/19	L	10-20	at Indianapolis	57,240
12/26	L	7-20	at Pittsburgh	64,227
1/2/05	W	30-23	Miami	69,843

## TEAM STATISTICS

### TOTAL FIRST DOWNS

Category	RAVENS	OPPONENT
Rushing	103	88
Passing	135	158
Penalty	22	27
3rd Down: Made/Att	81/231	75/218
3rd Down Pct.	35.1	34.4
4th Down: Made/Att	4/15	2/8
4th Down Pct.	26.7	25.0

### POSSESSION AVG.

Category	RAVENS	OPPONENT
Total Plays	991	1009
Avg. Per Play	4.4	4.8

### NET YARDS RUSHING

Category	RAVENS	OPPONENT
Total Rushes	491	469
Avg. Per Game	128.9	105.1

### NET YARDS PASSING

Category	RAVENS	OPPONENT
Total Passes	3122	3122
Avg. Per Game	144.5	195.1
Sacked/Yards Lost	35/247	39/264
Gross Yards	2559	3386
Att./Completions	465/258	501/276
Completion Pct.	55.5	55.1
Had Intercepted	11	21

### PUNTS/AVERAGE

Category	RAVENS	OPPONENT
Total Punts	97/40.6	94/40.1
Avg. Per Game	97/34.6	94/33.1

### PENALTIES/YARDS

Category	RAVENS	OPPONENT
Total Penalties	94/894	101/798

### FUMBLES/BALL LOST

Category	RAVENS	OPPONENT
Total Fumbles	26/12	23/13

### TOUCHDOWNS

Category	RAVENS	OPPONENT
Rushing	33	27
Passing	11	9
Returns	13	14
Total	57	50

## SCORE BY PERIODS

Period	1	2	3	4	OT	PTS
RAVENS	63	89	75	87	3	317
OPPONENTS	46	59	57	106	0	268

## SCORING

Player	TD	RU	PA	RT	K/PAT	FG	S	PTS
Stover	0	0	0	0	30/30	29/32	0	117
J. Lewis	7	7	0	0			0	42
Moore	4	0	4	0			0	26
Heap	3	0	3	0			0	18
Sams	3	1	0	2			0	18
Hymes	2	0	2	0			0	12
McAlister	2	0	0	2			0	12
Reed	2	0	0	2			0	12
C. Taylor	2	2	0	0			0	12
Boller	1	1	0	0			0	6
Dinkins	1	0	1	0			0	6
J. Johnson	1	0	0	1			0	6
K. Johnson	1	0	1	0			0	6
Jones	1	0	1	0			0	6
Sanders	1	0	0	1			0	6
Wilcox	1	0	1	0			0	6
Williams	1	0	0	1			0	6
<b>RAVENS</b>	<b>33</b>	<b>11</b>	<b>13</b>	<b>9</b>	<b>30/30</b>	<b>29/32</b>	<b>0</b>	<b>317</b>
<b>Opponents</b>	<b>27</b>	<b>9</b>	<b>14</b>	<b>4</b>	<b>24/24</b>	<b>26/31</b>	<b>1</b>	<b>268</b>

### 2-PT. CONVERSIONS: Moore, RAVENS 1-3, Opponents 1-3

**SACKS:** Suggs 10.5, Thomas 8.0, Douglas 5.5, Weaver 4.0, Demps 2.5, Baxter 2.0, Reed 2.0, Williams 2.0, Gregg 1.5, R. Lewis 1.0, **RAVENS 39.0, Opponents 35.0**

## PASSING

Player	ATT	COMP	YARDS	COMP%	YDS/ATT	TD	TD%	INT	INT%	LG	SACK/LOST	RATING
Boller	464	258	2559	55.6	5.52	13	2.8	11	2.4	57t	35/247	70.9
Hymes	1	0	0	0.0	0.00	0	0.0	0	0.0	0	0/0	39.6
<b>RAVENS</b>	<b>465</b>	<b>258</b>	<b>2559</b>	<b>55.5</b>	<b>5.50</b>	<b>13</b>	<b>2.8</b>	<b>11</b>	<b>2.4</b>	<b>57t</b>	<b>35/247</b>	<b>70.7</b>
<b>Opponents</b>	<b>501</b>	<b>276</b>	<b>3386</b>	<b>55.1</b>	<b>6.76</b>	<b>14</b>	<b>2.8</b>	<b>21</b>	<b>4.2</b>	<b>76t</b>	<b>39/264</b>	<b>68.0</b>

## RUSHING

Player	NO	YDS	AVG	LG	TD
J. Lewis	235	1006	4.3	75t	7
C. Taylor	160	714	4.5	47	2
Boller	53	189	3.6	19	1
White	27	82	3.0	16	0
White	14	62	4.4	16	0
M. Smith	12	48	4.0	13	0
Ricard	10	36	3.6	14	0
Sams	4	19	4.8	8	1
K. Johnson	1	0	0.0	0	0
Stewart	1	-1	-1.0	-1	0
Sanders	1	-10	-10.0	-10	0

### RAVENS

**491 2063 4.2 75t 11**

### Opponents

**469 1681 3.6 35t 9**

## RECEIVING

Player	NO	YDS	AVG	LG	TD
K. Johnson	35	373	10.7	35	1
T. Taylor	34	421	12.4	47	0
C. Taylor	30	184	6.1	23	0
Heap	27	303	11.2	37	3
Hymes	26	323	12.4	57t	2
Wilcox	25	219	8.8	20	1
Moore	24	293	12.2	52	4
Jones	20	152	7.6	19	1
Ricard	11	39	3.5	8	0
J. Lewis	10	116	11.6	46	0
Dinkins	9	94	10.4	18	1
White	6	21	3.5	12	0
White	2	4	2.0	6	0
M. Smith	2	31	15.5	25	0
Darling	2	5	2.5	4	0
Sams	1	2	2.0	2	0

### RAVENS

**258 2559 9.9 57t 13**

### Opponents

**276 3386 12.3 76t 14**

## INTERCEPTIONS

Player	NO	YDS	AVG	LG	TD
Reed	9	358	39.8	106t	1
Williams	3	156	52.0	94	1
Sanders	3	87	29.0	48t	1
McAlister	1	51	51.0	51t	1
Baxter	1	33	33.0	33	0
Thomas	1	8	8.0	8	0
J. Johnson	1	6	6.0	6t	1
Weaver	1	1	1.0	1	0
Demps	1	0	0.0	0	0
<b>RAVENS</b>	<b>21</b>	<b>700</b>	<b>33.3</b>	<b>106t</b>	<b>5</b>
<b>Opponents</b>	<b>11</b>	<b>172</b>	<b>15.6</b>	<b>71</b>	<b>0</b>

## PUNTING

Player	NO	YDS	AVG	NET	TB	IN	LG	BLK
Zastudil	73	2948	40.4	34.6	12	26	61	0
Murphy	18	777	43.2	36.6	2	6	54	0
Stewart	5	177	35.4	31.2	0	2	42	0
Stover	1	33	33.0	13.0	1	0	33	0
<b>RAVENS</b>	<b>97</b>	<b>3935</b>	<b>40.6</b>	<b>34.6</b>	<b>15</b>	<b>34</b>	<b>61</b>	<b>0</b>
<b>Opponents</b>	<b>94</b>	<b>3767</b>	<b>40.1</b>	<b>33.1</b>	<b>2</b>	<b>24</b>	<b>59</b>	<b>0</b>

## PUNT RETURNS

Player	RET	FC	YDS	AVG	LG	TD
Sams	55	12	575	10.5	78t	2
Sanders	5	0	41	8.2	23	0
<b>RAVENS</b>	<b>60</b>	<b>12</b>	<b>616</b>	<b>10.3</b>	<b>78t</b>	<b>2</b>
<b>Opponents</b>	<b>36</b>	<b>21</b>	<b>281</b>	<b>7.8</b>	<b>18</b>	<b>0</b>

## KICKOFF RETURNS

Player	NO	YDS	AVG	LG	TD
Sams	59	1251	21.2	64	0
White	4	99	24.8	44	0
Dinkins	1	7	7.0	7	0
J. Johnson	1	6	6.0	6	0
<b>RAVENS</b>	<b>61</b>	<b>1264</b>	<b>20.7</b>	<b>64</b>	<b>0</b>
<b>Opponents</b>	<b>65</b>	<b>1509</b>	<b>23.2</b>	<b>95t</b>	<b>2</b>

## FIELD GOALS

Player	1-19	20-29	30-39	40-49	50+
Stover	2/2	9/9	7/8	9/10	2/3
<b>RAVENS</b>	<b>2/2</b>	<b>9/9</b>	<b>7/8</b>	<b>9/10</b>	<b>2/3</b>
<b>Opponents</b>	<b>1/1</b>	<b>13/13</b>	<b>3/4</b>	<b>8/10</b>	<b>1/3</b>

**Stover:** (42G)(35G,27G,34G)(21G)(50G)(33G)(24G,50N,19G)(44G)(44G,39G,43G,36G)(24G,42G)(50G)(22G)(20G,22G,38G,45G)(46G,44G,27G)(42G,31B)(44N)(25G,19G,33G)

**Opponents:** (37G,25G)(48N)(29G,47G,26G)(42G,38G)(26G)(24G,21G)(20G,41G,43G)(50G,29G)(20G)(19G,41N)(28G,40G,48G)(53N,41G,24G)(/)(24G,33G,33N)(23G,40G)(53N)





# 2004 STATISTICS

## DEFENSIVE

FROM COACHES VIDEO

PLAYER	TT	SOLO	AS	SACKS	YDS	INT	YDS	PD	FF	FR
Lewis, Ray	200	122	78	1	9	0	0	3	1	2
Hartwell, Ed	141	83	58	0	0	0	0	0	1	0
Douglas, Marques	92	47	45	5.5	37.5	0	0	2	1	0
Gregg, Kelly	89	54	35	1.5	5.5	0	0	2	1	1
Reed, Ed	89	80	9	2	28	9	358	17	3	2
Baxter, Gary	86	78	8	2	8	1	33	14	2	0
Demps, Will	86	72	14	2.5	23.5	1	0	8	2	2
Thomas, Adalius	80	48	32	8	28	1	8	5	4	0
Suggs, Terrell	72	48	24	10.5	83.5	0	0	1	1	2
Weaver, Anthony	61	35	26	4	23	1	1	5	0	1
Kemoatu, Maake	48	27	21	0	0	0	0	0	0	0
McAlister, Chris*	44	38	6	0	0	1	51	8	0	2
Williams, Chad	32	31	1	2	18	3	158	6	0	0
Johnson, Jarret	30	17	13	0	0	1	6	1	0	1
Fuller, Corey	14	13	1	0	0	0	0	0	0	0
Walls, Ray	12	10	2	0	0	0	0	2	0	0
Brown, Cornell	10	6	4	0	0	0	0	0	0	0
Sanders, Deion	9	8	1	0	0	3	87	7	0	0
Franklin, Aubrayo	7	3	4	0	0	0	0	1	0	0
Slaughter, T.J.	7	4	3	0	0	0	0	0	0	0
Scott, Bart	5	3	2	0	0	0	0	0	0	0
Edwards, Dwan	4	1	3	0	0	0	0	0	0	0
Green, Roderick	1	1	0	0	0	0	0	0	0	0
<b>Totals</b>	<b>1219</b>	<b>829</b>	<b>390</b>	<b>39.0</b>	<b>264.0</b>	<b>21</b>	<b>700</b>	<b>82</b>	<b>16</b>	<b>13</b>

\* McAlister recovered an Ed Reed fumble vs. Cin. (12/5) after Reed intercepted a pass

## SPECIAL TEAMS

FROM COACHES VIDEO

PLAYER	TT	SOLO	AS	FF	FR	BK
Morrow, Harold	21	15	6	0	0	0
Scott, Bart	17	10	7	0	1	0
Thomas, Adalius	16	15	1	0	0	0
Williams, Chad	14	10	4	0	0	0
Brown, Cornell	8	6	2	0	0	0
Slaughter, T.J.	8	7	1	1	0	0
Smith, Musa	8	8	0	0	0	0
Wilcox, Daniel	8	8	0	0	0	0
Fuller, Corey	7	5	2	0	0	0
Taylor, Chester	7	6	1	0	0	0
Walls, Ray	7	5	2	0	1	0
Green, Rod	5	4	1	0	0	0
Demps, Will	4	4	0	0	0	0
Dinkins, Darnell	3	2	1	0	0	0
White, Jamel	3	3	0	0	0	0
Maese, Joe	2	2	0	0	0	0
Mughelli, Ovie	2	2	0	0	0	0
Sams, B.J.	2	2	0	0	0	0
Hartwell, Ed	1	0	1	0	1	0
Richey, Wade	1	1	0	0	0	0
<b>Totals</b>	<b>144</b>	<b>115</b>	<b>29</b>	<b>1</b>	<b>3</b>	<b>0</b>

## TOP THREE

SOLO	SACKS	FF	FR	PD
122 Ray Lewis	10.5 Terrell Suggs	4 Adalius Thomas	2 5 tied	17 Ed Reed
83 Ed Hartwell	8.0 Adalius Thomas	3 Ed Reed	1 3 tied	14 Gary Baxter
80 Ed Reed	5.5 Marques Douglas	2 2 tied		8 2 tied

## USUAL STARTERS

OFFENSE		DEFENSE	
WR 89 Travis Taylor	DE 98 Anthony Weaver		
LT 75 Jonathan Ogden	NT 97 Kelly Gregg		
LG 64 Edwin Mulitalo	DE 94 Marques Douglas		
C 62 Casey Rabach	LOLB 55 Terrell Suggs		
RG 66 Bennie Anderson	LILB 56 Edgerton Hartwell		
RT 78 Orlando Brown	RILB 52 Ray Lewis		
TE 86 Todd Heap	ROLB 96 Adalius Thomas		
82 Terry Jones	LCB 21 Chris McAlister		
WR 80 Randy Hymes	RCB 28 Gary Baxter		
QB 7 Kyle Boller	SS 20 Ed Reed		
RB 31 Jamal Lewis	FS 47 Will Demp		
FB 39 Alan Ricard			

## COACHES

**Brian Billick**, Head Coach; **Matt Cavanaugh**, Offensive Coordinator; Mike Nolan, Defensive Coordinator; **Gary Zauner**, Special Teams Coordinator; **Jim Fassel**, Senior Consultant/Offense; **Jim Colletto**, Offensive Line; **Jedd Fisch**, Offensive Assistant; **Jeff FitzGerald**, Outside Linebackers; **Jeff Friday**, Strength and Conditioning; **Wade Harman**, Tight Ends/Asst. Offensive Line; **Johnnie Lynn**, Secondary; **Mike Pettine**, Defensive Assistant; **Paul Ricci**, Asst. Strength and Conditioning; **Rex Ryan**, Defensive Line; **David Shaw**, Wide Receivers; **Mike Singletary**, Inside Linebackers; **Matt Simon**, Running Backs; **Bennie Thompson**, Special Teams Assistant; **Dennis Thurman**, Secondary; **Phil Zacharias**, Defensive Assistant

## RAVENS HONOR ROLL

**Pro Bowl:** LB Ray Lewis (starter), CB Chris McAlister (starter), T Jonathan Ogden (starter), S Ed Reed (starter), LB Terrell Suggs

**AP Defensive Player of the Year:** S Ed Reed

**All-Pro:** LB Ray Lewis (AP-1st team, FD-1st team, PFW, SI, TSN), CB Chris McAlister (AP-2nd team, FD-1st team, PFW), T Jonathan Ogden (AP-2nd team, PFW, FD-1st team, SI, TSN), S Ed Reed (AP-1st team, FD-2nd team, SI, TSN)

**Pro Football Weekly Defensive Most Valuable Player:** S Ed Reed

**Pro Football Weekly All-AFC:** RB Jamal Lewis, T Jonathan Ogden, LB Ray Lewis, S Ed Reed, LB Adalius Thomas (ST)

**Football Digest Defensive Player of the Year:** S Ed Reed

**Football Digest Assistant Coach of the Year:** Defensive Coordinator Mike Nolan

**NFL Players of the Month/Week:** RS B.J. Sams (Oct.) – Special Teams, S Ed Reed (Nov.) – Defense, CB Deion Sanders (Week 7) – Defense, S Ed Reed (Week 9) – Defense, QB Kordell Stewart (Week 10) – Special Teams, QB Kyle Boller (Week 14) – Offense

**Ravens Nest Lineman of the Year:** DT Ma'ake Kemoatu

**Ravens Roost Extra Effort Award:** QB Kyle Boller

**Ravens Roost Unsung Hero:** C/G Casey Rabach

**Ed Block Courage Award:** T Orlando Brown

## SEASON TRENDS

Record	9-7	When Scoring First	3-2
vs. AFC North	3-3	When Not Scoring First	6-5
vs. AFC	6-6	Positive or Even Turnover Ratio	8-3
vs. NFC	3-1	Negative Turnover Ratio	1-4
Home	6-2	Winning or even Penalty Ratio	5-6
Away	3-5	Losing Penalty Ratio	4-1
On Grass	1-4	With a 100-Yard Rusher	4-2
On Artificial Turf	8-3	With a 100-Yard Receiver	0-0
Outdoors	9-6	Without a 100-Yard Rusher	5-5
Indoors	0-1	Without a 100-Yard Receiver	9-7
Leading at Halftime	6-1	When Allowing a 100-Yard Rusher	1-3
Trailing at Halftime	3-3	When Not Allowing a 100-Yard Rusher	8-4
Tied at Halftime	0-3	When Allowing a 100-Yard Receiver	4-2
Leading After 3 Quarters	7-1	When Not Allowing a 100-Yard Receiver	6-5
Tied After 3 Quarters	0-0	With a 300-Yard Passer	0-0
Trailing After 3 Quarters	2-6	Without a 300-Yard Passer	9-7
Winning Coin Toss	4-4	Allowing a 300-Yard (net) Passer	0-1
Losing Coin Toss	5-3	Not Allowing a 300-Yard (net) Passer	9-6
Decided by 7 Points or Less	3-3	Overtime	1-0
Decided by 3 Points or Less	1-2	Preseason	3-1

# 2005 STATISTICS

## RESULTS AND ATTENDANCE

### WON 6, LOST 10

09/11	L	7-24	Indianapolis	70,501
09/18	L	10-25	at Tennessee	69,149
09/25			Bye Week	
10/02	W	13-3	NY Jets	70,479
10/09	L	17-35	at Detroit	61,201
10/16	W	16-3	Cleveland	70,196
10/23	L	6-10	at Chicago	62,102
10/31	L	19-20	at Pittsburgh	64,178
11/06	L	9-21	Cincinnati	70,540
11/13	L	3-30	at Jacksonville	66,107
11/20	W	16-13 (OT)	Pittsburgh	70,601
11/27	L	29-42	at Cincinnati	65,680
12/04	W	16-15	Houston	69,909
12/11	L	10-12	at Denver	75,651
12/19	W	48-3	Green Bay	70,604
12/25	W	30-23	Minnesota	70,246
01/01	L	16-20	at Cleveland	69,871

## TEAM STATISTICS

	RAVENS	OPPONENT
<b>TOTAL FIRST DOWNS</b>	<b>286</b>	<b>277</b>
Rushing	97	79
Passing	163	161
Penalty	26	37
3rd Down: Made/Att	95/243	79/219
3rd Down Pct.	39.1	36.1
4th Down: Made/Att	11/19	4/12
4th Down Pct.	57.9	33.3
<b>POSSESSION AVG.</b>	<b>30:22</b>	<b>29:38</b>
<b>TOTAL NET YARDS</b>	<b>4693</b>	<b>4555</b>
Avg. Per Game	293.3	284.7
Total Plays	1056	998
Avg. Per Play	4.4	4.6
<b>NET YARDS RUSHING</b>	<b>1605</b>	<b>1591</b>
Avg. Per Game	100.3	99.4
Total Rushes	452	431
<b>NET YARDS PASSING</b>	<b>3088</b>	<b>2964</b>
Avg. Per Game	193.0	185.3
Sacked/Yards Lost	42/293	41/264
Gross Yards	3381	3228
Att./Completions	562/335	526/296
Completion Pct.	59.6	56.3
Had Intercepted	21	11
<b>PUNTS/AVERAGE</b>	<b>86/42.8</b>	<b>89/40.5</b>
<b>NET PUNTING AVG.</b>	<b>86/35.6</b>	<b>89/33.0</b>
<b>PENALTIES/YARDS</b>	<b>139/1067</b>	<b>110/844</b>
<b>FUMBLES/BALL LOST</b>	<b>28/15</b>	<b>27/14</b>
<b>TOUCHDOWNS</b>	<b>25</b>	<b>30</b>
Rushing	5	8
Passing	17	18
Returns	3	4

SCORE BY PERIODS	1	2	3	4	OT	PTS
RAVENS	50	77	44	91	3	265
OPPONENTS	54	75	90	80	0	299

SCORING	TD	RU	PA	RT	K/PAT	FG	S	PTS
Stover	0	0	0	0	23/23	30/34	0	113
Heap	7	0	7	0	0	0	0	42
J. Lewis	4	3	1	0	0	0	0	24
Clayton	3	1	2	0	0	0	0	18
Mason	3	0	3	0	0	0	0	18
Thomas	3	0	0	3	0	0	0	18
Hymes	2	0	2	0	0	0	0	12
Boller	1	1	0	0	0	0	0	6
Taylor	1	0	1	0	0	0	0	6
Wilcox	1	0	1	0	0	0	0	6
J. Green	0	0	0	0	0	0	0	2
Elling	0	0	0	0	0/0	0/1	0	0
<b>RAVENS</b>	<b>25</b>	<b>5</b>	<b>17</b>	<b>3</b>	<b>23/23</b>	<b>30/35</b>	<b>0</b>	<b>265</b>
<b>Opponents</b>	<b>30</b>	<b>8</b>	<b>18</b>	<b>4</b>	<b>28/29</b>	<b>29/31</b>	<b>1</b>	<b>299</b>

**2-PT. CONVERSIONS:** J. Green, RAVENS 1-2; Opponents 1-1

**SACKS:** Thomas 9.0, Suggs 8.0, Polley 4.0, Scott 4.0, Boulware 2.5, Gregg 2.5, R. Green 2.0, Weaver 2.0, (group) 2.0, J. Johnson 1.5, Williams 1.5, Franklin 1.0, Kemoeatu 1.0, R. Lewis 1.0 **RAVENS 42.0; Opponents 42.0**

PASSING	ATT	COMP	YARDS	COMP%	YDS/ATT	TD	TD%	INT	INT%	LG	SACK/LOST	RATING
Boller	293	171	1799	58.4	6.14	11	3.8	12	4.1	47t	23/146	71.8
Wright	266	164	1582	61.7	5.95	6	2.3	9	3.4	48	19/147	71.7
Hymes	2	0	0	0.0	0.00	0	0.0	0	0.0	0	0/0	39.6
Clayton	1	0	0	0.0	0.00	0	0.0	0	0.0	0	0/0	39.6
<b>RAVENS</b>	<b>562</b>	<b>335</b>	<b>3381</b>	<b>59.6</b>	<b>6.02</b>	<b>17</b>	<b>3.0</b>	<b>21</b>	<b>3.7</b>	<b>48</b>	<b>42/293</b>	<b>71.3</b>
<b>Opponents</b>	<b>526</b>	<b>296</b>	<b>3228</b>	<b>56.3</b>	<b>6.14</b>	<b>18</b>	<b>3.4</b>	<b>11</b>	<b>2.3</b>	<b>56</b>	<b>41/264</b>	<b>76.4</b>

## RUSHING

	NO	YDS	AVG	LG	TD
J. Lewis	269	906	3.4	25	3
Taylor	117	487	4.2	52	0
Wright	18	68	3.8	22	0
Boller	23	66	2.9	9	1
Clayton	8	33	4.1	11t	1
Stewart	4	24	6.0	13	0
White	6	17	2.8	5	0
J. Green	5	4	0.8	4	0
Sanders	1	0	0.0	0	0
Zastudil	1	0	0.0	0	0
<b>RAVENS</b>	<b>452</b>	<b>1605</b>	<b>3.6</b>	<b>52</b>	<b>5</b>
<b>Opponents</b>	<b>431</b>	<b>1591</b>	<b>3.7</b>	<b>77t</b>	<b>8</b>

## RECEIVING

	NO	YDS	AVG	LG	TD
Mason	86	1073	12.5	39t	3
Heap	75	855	11.4	48	7
Clayton	44	471	10.7	47t	2
Taylor	41	292	7.1	20	1
J. Lewis	32	191	6.0	15t	1
Wilcox	20	154	7.7	17t	1
Hymes	11	132	12.0	21	2
J. Green	7	32	4.6	8	0
Dinkins	6	55	9.2	15	0
Moore	3	59	19.7	24	0
Mughelli	3	13	4.3	6	0
Mu. Smith	3	5	1.7	4	0
P. Johnson	2	31	15.5	19	0
Ricard	2	18	9.0	11	0
<b>RAVENS</b>	<b>335</b>	<b>3381</b>	<b>10.1</b>	<b>48</b>	<b>17</b>
<b>Opponents</b>	<b>296</b>	<b>3228</b>	<b>10.9</b>	<b>56</b>	<b>18</b>

## INTERCEPTIONS

	NO	YDS	AVG	LG	TD
Sanders	2	57	28.5	33	0
Thomas	2	48	24.0	28	1
Suggs	2	38	19.0	38	0
Reed	1	23	23.0	23	0
Williams	1	14	14.0	14	0
Rolle	1	11	11.0	11	0
Polley	1	2	2.0	2	0
R. Lewis	1	0	0.0	0	0
McAlister	1	0	0.0	0	0
<b>RAVENS</b>	<b>12</b>	<b>193</b>	<b>16.1</b>	<b>48</b>	<b>1</b>
<b>Opponents</b>	<b>21</b>	<b>256</b>	<b>12.2</b>	<b>37</b>	<b>3</b>

PUNTING	NO	YDS	AVG	NET	TB	IN	LG	BLK
Zastudil	84	3653	43.5	35.7	7	11	60	1
Elling	1	32	32.0	32.0	0	1	32	0
<b>RAVENS</b>	<b>86</b>	<b>3685</b>	<b>42.8</b>	<b>35.6</b>	<b>7</b>	<b>12</b>	<b>60</b>	<b>1</b>
<b>Opponents</b>	<b>89</b>	<b>3605</b>	<b>40.5</b>	<b>33.0</b>	<b>12</b>	<b>30</b>	<b>61</b>	<b>0</b>

PUNT RETURNS	RET	FC	YDS	AVG	LG	TD
Sams	33	10	401	12.2	51	0
Clayton	6	2	30	5.0	10	0
Sanders	0	1	0	---	---	0
<b>RAVENS</b>	<b>39</b>	<b>13</b>	<b>431</b>	<b>11.1</b>	<b>51</b>	<b>0</b>
<b>Opponents</b>	<b>55</b>	<b>12</b>	<b>481</b>	<b>8.7</b>	<b>62t</b>	<b>1</b>

## KICKOFF RETURNS

	NO	YDS	AVG	LG	TD
Sams	44	998	22.7	87	0
Taylor	12	253	21.1	45	0
White	2	18	9.0	9	0
Dinkins	1	10	10.0	10	0
J. Green	1	10	10.0	10	0
<b>RAVENS</b>	<b>60</b>	<b>1289</b>	<b>21.5</b>	<b>87</b>	<b>0</b>
<b>Opponents</b>	<b>62</b>	<b>1352</b>	<b>21.8</b>	<b>59</b>	<b>0</b>

FIELD GOALS	1-19	20-29	30-39	40-49	50+
Stover	1/1	8/8	10/11	11/14	0/0
Elling	0/0	0/0	0/0	0/0	0/1
<b>RAVENS</b>	<b>1/1</b>	<b>8/8</b>	<b>10/11</b>	<b>11/14</b>	<b>0/1</b>
<b>Opponents</b>	<b>0/0</b>	<b>12/12</b>	<b>9/9</b>	<b>8/10</b>	<b>0/0</b>

**Stover:** (38N,47N,45N)(30)(42,25)(46)(39,27,38)(40,29)(22,43N,40,49,47)(34,32,31)(41)(47,25,44)(38)(29)(23,40)(37,38,19)(21,43,31)  
**Elling:** 0(0)0(0)0(0)0(0)(54N)0(0)0(0)  
**Opponents:** (20)(39,29,47)(21)(24)(23,47N)(42,37)(48N)(48,33,26)(44,37)(26,31)(39,26,22,29,39)(47,48)(27)(36,40,46)(21,39)

# 2005 STATISTICS

## DEFENSIVE

FROM COACHES VIDEO

PLAYER	TT	SOLO	AS	SACKS	YDS	INT	YDS	PD	FF	FR
Polley, Tommy	134	95	39	4	29	0	0	2	2	1
Scott, Bart	119	77	42	4	24.5	0	0	5	1	1
Thomas, Adalius	104	70	34	9	75	2	48	9	3	4
Gregg, Kelly	102	61	41	2.5	15	0	0	4	0	0
Suggs, Terrell	86	65	21	8	64.5	2	38	3	6	1
Lewis, Ray	77	47	30	1	1	1	0	3	0	1
Demps, Will	70	56	14	0	0	0	0	3	0	2
Kemoeatu, Maake	70	44	26	1	2	0	0	0	0	1
Johnson, Jarret	61	37	24	1.5	4	0	0	2	0	1
McAlister, Chris	53	47	6	0	0	1	0	20	1	0
Williams, Chad	47	34	13	1.5	12	1	14	3	2	0
Weaver, Anthony	46	35	11	2	11	0	0	2	0	1
Rolle, Samari	45	40	5	0	0	1	11	14	1	0
Reed, Ed	40	36	4	0	0	1	23	12	0	0
Sanders, Deion	40	30	10	0	0	2	57	7	0	0
Edwards, Dwan	38	23	15	0	0	0	0	0	0	0
Franklin, Aubrayo	34	18	16	1	1	0	0	1	0	0
Carter, Dale	18	17	1	0	0	0	0	1	0	0
Boulware, Peter	15	6	9	2.5	18	0	0	1	0	0
Green, Roderick	4	4	0	2	4	0	0	0	0	0
Ward, B.J.	4	4	0	0	0	0	0	0	0	1
<b>Totals</b>	<b>1207</b>	<b>846</b>	<b>361</b>	<b>42</b>	<b>261</b>	<b>11</b>	<b>191</b>	<b>92</b>	<b>16</b>	<b>14</b>

## SPECIAL TEAMS

FROM COACHES VIDEO

PLAYER	TT	SOLO	AS	FF	FR	BK
Wilcox, Daniel	18	12	6	0	1	0
Green, Roderick	17	12	5	0	1	0
Ward, B.J.	17	11	6	1	0	0
Mughelli, Ovie	16	15	1	0	0	0
Scott, Bart	15	12	3	2	0	0
Taylor, Chester	13	10	3	0	0	0
Williams, Chad	12	10	2	0	0	0
Carter, Dale	10	10	0	1	0	0
Dinkins, Darnell	10	9	1	0	0	0
Katula, Matt	10	7	3	0	0	0
Demps, Will	7	3	4	0	0	0
Green, Justin	4	3	1	0	0	0
Thomas, Adalius	4	4	0	0	0	0
Polley, Tommy	3	1	2	0	0	0
Clayton, Mark	2	2	0	0	0	0
Haley, Dennis	2	2	0	0	0	0
Oglesby, Evan	2	1	1	0	0	0
Smith, Mike	2	1	1	0	0	0
Smith, Musa	2	2	0	0	0	0
Elling, Aaron	1	1	0	0	0	0
Nelson, Jim	1	1	0	0	0	0
Stover, Matt	1	1	0	0	0	0
Woodfin, Zac	1	1	0	0	0	0
Zastudil, Dave	1	1	0	0	0	0
<b>Totals</b>	<b>171</b>	<b>132</b>	<b>39</b>	<b>4</b>	<b>2</b>	<b>0</b>

## TOP THREE

SOLO	SACKS	FF	FR	PD
95 Tommy Polley	9 Adalius Thomas	6 Terrell Suggs	4 Adalius Thomas	20 Chris McAlister
77 Bart Scott	8 Terrell Suggs	3 Adalius Thomas	2 Will Demps	14 Samari Rolle
70 Adalius Thomas	4 2 Tied	2 2 Tied	1 8 Tied	12 Ed Reed

## USUAL STARTERS

OFFENSE		DEFENSE	
WR 89 Mark Clayton	LDE 98 Anthony Weaver		
LT 75 Jonathan Ogden	DT 97 Kelly Gregg		
LG 64 Edwin Mulitalo	NT 92 Maake Kemoeatu		
C 62 Mike Flynn	RDE 55 Terrell Suggs		
RG 68 Keydrick Vincent	LLB 96 Adalius Thomas		
RT 77 Orlando Brown	MLB 50 Tommy Polley		
TE 86 Todd Heap	RLB 57 Bart Scott		
WR 85 Derrick Mason	LCB 21 Chris McAlister		
QB 7 Kyle Boller	RCB 22 Samari Rolle		
RB 31 Jamal Lewis	SS 20 Ed Reed		
FB 34 Ovie Mughelli	FS 47 Will Demps		

## COACHES

**Brian Billick**, Head Coach; **Jim Fassel**, Offensive Coordinator; **Rex Ryan**, Defensive Coordinator; **Gary Zauner**, Special Teams Coordinator; **Clarence Brooks**, Defensive Line; **John Fassel**, Offensive Assistant; **Jedd Fisch**, Asst. Quarterbacks/Wide Receivers; **Jeff FitzGerald**, Linebackers; **Chris Foerster**, Asst. Head Coach/Offensive Line; **Jeff Friday**, Strength and Conditioning; **Wade Harman**, Tight Ends/Asst. Offensive Line; **Johnnie Lynn**, Secondary; **Rick Neuheisel**, Quarterbacks; **Mike Pettine**, Outside Linebackers; **Paul Ricci**, Asst. Strength and Conditioning; **David Shaw**, Wide Receivers; **Matt Simon**, Running Backs; **Bennie Thompson**, Asst. Special Teams; **Dennis Thurman**, Secondary

## RAVENS HONOR ROLL

**Pro Bowl:** LT Jonathan Ogden (starter); TE Todd Heap and S Ed Reed (alternates)  
**FedEx Air Player of the Week:** QB Kyle Boller (Week 16)  
**Pro Football Weekly/PFWA All-Rookie Team:** WR Mark Clayton  
**The Sporting News All-Pro:** PR B.J. Sams  
**USA Today All-Joe Team:** DT Kelly Gregg  
**NFL Players of the Week:** K Matt Stover (Week 11) – Special Teams; LB Terrell Suggs (Week 13) – Defense  
**Ravens Nest Player of the Year:** LB Bart Scott  
**Ravens Roost Extra Effort Award:** DE Jarret Johnson  
**Ravens Roost Unsung Hero:** LB Adalius Thomas  
**Ed Block Courage Award:** CB Dale Carter

## SEASON TRENDS

Record	6-10	When Scoring First	4-4
vs. AFC North	2-4	When Not Scoring First	1-6
vs. AFC	4-8	Positive or Even Turnover Ratio	4-4
vs. NFC	2-2	Negative Turnover Ratio	2-6
Home	6-2	Winning or Even Penalty Ratio	3-2
Away	0-8	Losing Penalty Ratio	3-8
On Grass	0-6	With a 100-Yard Rusher	1-1
On Artificial Turf	6-4	With a 100-Yard Receiver	2-1
Outdoors	6-9	Without a 100-Yard Rusher	5-9
Indoors	0-1	Without a 100-Yard Receiver	4-9
Leading at Halftime	5-1	When Allowing a 100-Yard Rusher	0-4
Trailing at Halftime	1-8	When Not Allowing a 100-Yard Rusher	5-7
Tied at Halftime	0-1	When Allowing a 100-Yard Receiver	0-3
Leading After 3 Quarters	5-0	When Not Allowing a 100-Yard Receiver	6-7
Tied After 3 Quarters	0-0	With a 300-Yard Passer	0-0
Trailing After 3 Quarters	1-10	Without a 300-Yard Passer	6-10
Winning Coin Toss	3-5	Allowing a 300-Yard (net) Passer	0-1
Losing Coin Toss	3-5	Not Allowing a 300-Yard (net) Passer	6-9
Decided by 7 Points or Less	3-4	Overtime	1-0
Decided By 3 Points or Less	2-2	Preseason	2-2



# 2006 STATISTICS

## RESULTS AND ATTENDANCE

### WON 13, LOST 3 (AFC NORTH CHAMPIONS)

9/10	W	27-0	at Tampa Bay	65,087
9/17	W	28-6	Oakland	70,744
9/24	W	15-14	at Cleveland	72,474
10/01	W	16-13	San Diego	70,743
10/09	L	3-13	at Denver	76,355
10/15	L	21-23	Carolina	70,762
10/22			Bye Week	
10/29	W	35-22	at New Orleans	69,152
11/05	W	26-20	Cincinnati	70,792
11/12	W	27-26	at Tennessee	69,143
11/19	W	24-10	Atlanta	70,790
11/26	W	27-0	Pittsburgh	70,946
11/30	L	7-13	at Cincinnati	65,973
12/10	W	20-10	at Kansas City	77,232
12/17	W	27-17	Cleveland	70,857
12/24	W	31-7	at Pittsburgh	63,224
12/31	W	19-7	Buffalo	70,913

## TEAM STATISTICS

### TOTAL FIRST DOWNS

Rushing	86	59
Passing	179	151
Penalty	17	26
3rd Down: Made/Att	96/233	60/208
3rd Down Pct.	41.2	28.8
4th Down: Made/Att	8/11	9/23
4th Down Pct.	72.7	39.1

### POSSESSION AVG.

RAVENS	32:49	27:12
Opponents	32:49	27:12

### TOTAL NET YARDS

RAVENS	5072	4225
Opponents	5072	4225

### NET YARDS RUSHING

RAVENS	1637	1214
Opponents	1637	1214

### NET YARDS PASSING

RAVENS	3435	3011
Opponents	3435	3011

### PUNTS/AVERAGE

RAVENS	86/43.0	86/44.9
Opponents	86/43.0	86/44.9

### NET PUNTING AVG.

RAVENS	86/37.6	86/38.3
Opponents	86/37.6	86/38.3

### PENALTIES/YARDS

RAVENS	109/878	79/580
Opponents	109/878	79/580

### FUMBLES/BALL LOST

RAVENS	21/9	24/12
Opponents	21/9	24/12

### TOUCHDOWNS

RAVENS	38	21
Opponents	38	21

### SCORE BY PERIODS

	1	2	3	4	OT	PTS
RAVENS	84	91	73	105	0	353
Opponents	32	84	30	55	0	201

### SCORING

	TD	RU	PA	RT	K/PAT	FG	S	PTS
Stover	0	0	0	0	37/37	28/30	0	121
J. Lewis	9	9	0	0	0	0	0	54
Heap	6	0	6	0	0	0	0	36
Clayton	5	0	5	0	0	0	0	30
Wilcox	3	0	3	0	0	0	0	18
Mason	2	0	2	0	0	0	0	12
McAlister	2	0	0	2	0	0	0	12
Mughelli	2	0	2	0	0	0	0	12
Williams	2	0	2	0	0	0	0	12
Reed	1	0	0	1	0	0	0	8
Thomas	1	0	0	1	0	0	0	8
Anderson	1	1	0	0	0	0	0	6
Landry	1	0	0	1	0	0	0	6
McNair	1	1	0	0	0	0	0	6
Moore	1	0	1	0	0	0	0	6
Prude	1	0	0	1	0	0	0	6
RAVENS	38	11	21	6	37/37	28/30	2	353
Opponents	21	5	16	0	20/20	17/23	1	201

### 2-PT. CONVERSIONS: RAVENS 0-1; Opponents 1-1

### SACKS: Pryce 13, Thomas 11, Scott 9.5, Suggs 9.5, R. Lewis 5, Gregg 3.5, Landry 3, Ivy 2, J. Johnson 1.5, Ngata 1, Rolle 1 RAVENS 60; Opponents 17

### PASSING

	ATT	COMP	YARDS	COMP%	YDS/ATT	TD	TD%	INT	INT%	LG	SACK/LOST	RATING
McNair	468	295	3050	63.0	6.52	16	3.4	12	2.6	87t	14/84	82.5
Boller	55	33	485	60.0	8.82	5	9.1	2	3.6	77t	3/16	104.0
Clayton	1	0	0	0.0	0.00	0	0.0	0	0.0	0	0/0	39.6
RAVENS	524	328	3535	62.6	6.75	21	4.0	14	2.7	87t	17/100	84.6
Opponents	509	279	3429	54.8	6.74	16	3.1	28	5.5	72t	60/418	63.4

### RUSHING

	NO	YDS	AVG	LG	TD
J. Lewis	314	1132	3.6	52	9
Anderson	39	183	4.7	34t	1
Mu. Smith	36	153	4.3	30	0
McNair	45	119	2.6	19	1
Mughelli	12	50	4.2	12	0
Boller	22	34	1.5	10	0
Mason	1	-4	-4.0	-4	0
Clayton	7	-30	-4.3	3	0
RAVENS	476	1637	3.4	52	11
Opponents	367	1214	3.3	47	5

### RECEIVING

	NO	YDS	AVG	LG	TD
Heap	73	765	10.5	30	6
Mason	68	750	11.0	38	2
Clayton	67	939	14.0	87t	5
Williams	22	396	18.0	77t	2
Mu. Smith	22	135	6.1	30	0
Mughelli	21	182	8.7	30t	2
Wilcox	20	166	8.3	35	3
J. Lewis	18	115	6.4	15	0
Anderson	9	54	6.0	13	0
Green	4	17	4.3	12	0
Sypniewski	2	15	7.5	9	0
Moore	2	1	0.5	4t	1
RAVENS	328	3535	10.8	87t	21
Opponents	279	3429	12.3	72t	16

### INTERCEPTIONS

	NO	YDS	AVG	LG	TD
McAlister	6	121	20.2	60t	2
Landry	5	101	20.2	37	1
Reed	5	70	14.0	37	1
Rolle	3	60	20.0	44	0
Prude	2	66	33.0	54	1
Scott	2	31	15.5	24	0
R. Lewis	2	27	13.5	27	0
Ngata	1	60	60.0	60	0
Thomas	1	7	7.0	7	0
Ivy	1	0	0.0	0	0
Sapp	0	1	0.0	1	0
RAVENS	28	544	19.4	60t	5
Opponents	14	142	10.1	45	0

### PUNTING

	NO	YDS	AVG	NET	TB	IN	LG	BLK
Koch	86	3695	43.0	37.6	3	30	61	0
RAVENS	86	3695	43.0	37.6	3	30	61	0
Opponents	86	3864	44.9	38.3	11	26	71	0

### PUNT RETURNS

	RET	FC	YDS	AVG	LG	TD
Sams	29	4	307	10.6	65	0
Ross	13	3	37	2.8	9	0
Ivy	2	0	7	3.5	7	0
Oglesby	1	0	0	0.0	0	0
RAVENS	45	7	351	7.8	65	0
Opponents	44	16	404	9.2	38	0

### KICKOFF RETURNS

	NO	YDS	AVG	LG	TD
Sams	30	772	25.7	72	0
Ross	9	194	21.6	28	0
J. Johnson	3	28	9.3	14	0
Ivy	1	14	14.0	14	0
Mu. Smith	1	27	27.0	27	0
Sypniewski	1	11	11.0	11	0
RAVENS	45	1046	23.2	72	0
Opponents	75	1636	21.8	46	0

### FIELD GOALS

	1-19	20-29	30-39	40-49	50+
Stover	0/0	12/13	9/9	6/7	1/1
RAVENS	0/0	12/13	9/9	6/7	1/1
Opponents	0/0	6/6	4/5	3/8	4/4

### STOVER: (20G,42G)(25G,33G,37G,23G)(32G,43G,52G)(24G)(43G,25G,36G,35G)(27G,40G)(42N,29G)(37G,40G)(29N)(41G,23G)(38G,22G)(26G)(26G,37G,39G,29G)

### OPONENTS: (34G,51G)(34G,54G,40N)(43G,44G)(21G,31G,21G)(51G,31G)(21G,41N,43B)(21G)(23G,27G,46N)(32N,49G)(51G,47N)(0)



# 2006 STATISTICS

## DEFENSIVE

FROM COACHES VIDEO

PLAYER	TT	SOLO	AS	SACKS	YDS	INT	YDS	PD	FF	FR
Lewis, Ray	164	106	58	5	36.5	2	27	9	1	1
Scott, Bart	135	93	42	9.5	66	2	31	9	1	0
Thomas, Adalius	106	75	31	11	59	1	7	9	1	1
Gregg, Kelly	101	61	40	3.5	23	0	0	1	1	3
Landry, Dawan	89	55	34	3	16	5	101	13	0	0
Suggs, Terrell	86	63	23	9.5	64.5	0	0	7	3	2
Pryce, Trevor	73	49	24	13	113.5	0	0	3	2	0
Reed, Ed	66	61	5	0	0	5	70	16	1	1
Rolle, Samari	60	55	5	1	7	3	60	13	0	0
McAlister, Chris	56	51	5	0	0	6	121	25	0	2
Ngata, Haloti	51	28	23	1	3	1	60	3	0	0
Johnson, Jarret	35	23	12	1.5	16.5	0	0	2	0	0
Franklin, Aubrayo	23	13	10	0	0	0	0	1	0	0
Bannan, Justin	20	13	7	0	0	0	0	0	1	0
Ivy, Corey	17	14	3	2	13	1	0	6	2	0
Edwards, Dwan	12	7	5	0	0	0	0	1	0	0
Sapp, Gerome	12	10	2	0	0	0	1	2	1	0
Haley, Dennis	11	6	5	0	0	0	0	2	0	0
Oglesby, Evan	9	8	1	0	0	0	0	2	0	0
Prude, Ronnie	4	4	0	0	0	2	66	5	0	0
Stills, Gary	2	2	0	0	0	0	0	0	1	1
Cody, Dan	1	0	1	0	0	0	0	0	0	0
Martin, Derrick	1	1	0	0	0	0	0	0	0	0
Smith, Mike	1	0	1	0	0	0	0	0	0	0
<b>Totals</b>	<b>1135</b>	<b>798</b>	<b>337</b>	<b>60</b>	<b>418</b>	<b>28</b>	<b>544</b>	<b>129</b>	<b>15</b>	<b>11</b>

## SPECIAL TEAMS

FROM COACHES VIDEO

PLAYER	TT	SOLO	AS	FF	FR	FK
Stills, Gary	44	29	15	0	1	0
Wilcox, Daniel	20	13	7	0	0	0
Oglesby, Evan	17	9	8	0	0	0
Ivy, Corey	14	11	3	0	0	0
Mughelli, Ovie	14	10	4	0	0	0
Green, Justin	12	6	6	0	0	0
Sapp, Gerome	10	7	3	0	0	0
Haley, Dennis	9	3	6	0	0	0
Johnson, Jarret	6	5	1	0	0	0
Prude, Ronnie	6	5	1	0	0	0
Smith, Mike	6	2	4	1	0	0
Katula, Matt	5	1	4	0	0	0
Johnson, Tim	4	4	0	0	0	0
Landry, Dawan	4	3	1	0	0	0
Martin, Derrick	4	3	1	0	0	0
Smith, Musa	4	2	2	0	1	0
Bannister, Alex	2	2	0	0	0	0
Koch, Sam	2	2	0	0	0	0
Sypniewski, Quinn	2	1	1	0	0	0
Winborne, Jamaine	2	1	1	0	0	0
Anderson, Mike	1	0	1	0	0	0
Stover, Matt	1	1	0	0	0	0
Thomas, Adalius	1	0	1	0	0	0
<b>Totals</b>	<b>190</b>	<b>120</b>	<b>70</b>	<b>1</b>	<b>2</b>	<b>0</b>

## TOP THREE

SOLO	SACKS	FF	FR	PD
106 Ray Lewis	13 Trevor Pryce	3 Terrell Suggs	3 Kelly Gregg	25 Chris McAlister
93 Bart Scott	11 Adalius Thomas	2 Corey Ivy	2 Chris McAlister	16 Ed Reed
75 Adalius Thomas	9.5 2 Players	2 Trevor Pryce	2 Terrell Suggs	13 2 Players

## USUAL STARTERS

OFFENSE		DEFENSE	
WR 89	Mark Clayton	LDT 90	Trevor Pryce
LT 75	Jonathan Ogden	NT 97	Kelly Gregg
LG 60	Jason Brown	RDT 92	Haloti Ngata
C 62	Mike Flynn	LOLB 55	Terrell Suggs
RG 68	Keydrick Vincent	LILB 57	Bart Scott
RT 79	Tony Pashos	RILB 52	Ray Lewis
TE 86	Todd Heap	ROLB 96	Adalius Thomas
WR 85	Derrick Mason	LCB 21	Chris McAlister
QB 9	Steve McNair	RCB 22	Samari Rolle
RB 31	Jamal Lewis	SS 26	Dawan Landry
FB 34	Ovie Mughelli	FS 20	Ed Reed

## COACHES

**Brian Billick**, Head Coach; **Rex Ryan**, Defensive Coordinator; **Frank Ganz Jr.**, Special Teams Coordinator; **Clarence Brooks**, Defensive Line; **Mark Carrier**, Secondary; **Vic Fangio**, Special Assistant; **Jim Fassel**, Offensive Coordinator (games 1-4); **John Fassel**, Special Teams Assistant; **Jedd Fisch**, Asst. Quarterbacks/Wide Receivers; **Jeff FitzGerald**, Linebackers; **Chris Foerster**, Asst. Head Coach/Offensive Line; **Jeff Friday**, Strength and Conditioning; **Wade Harman**, Tight Ends/Asst. Offensive Line; **Mike Johnson**, Wide Receivers; **Tony Nathan**, Running Backs; **Rick Neuheisel**, Quarterbacks; **Mike Pettine**, Outside Linebackers; **Paul Ricci**, Asst. Strength and Conditioning; **Greg Roman**, Asst. Offensive Line; **Dennis Thurman**, Secondary

## RAVENS HONOR ROLL

**Pro Bowl:** LB Ray Lewis, CB Chris McAlister, QB Steve McNair; LT Jonathan Ogden (starter), S Ed Reed (starter), LB Bart Scott, LB Terrell Suggs, LB Adalius Thomas (starter)

**NFL Alumni Association's TE of the Year:** Todd Heap

**Pro Football Weekly Asst. Coach of the Year:** Rex Ryan

**USA Today's All-Joe Team:** NT Kelly Gregg, TE Todd Heap, FB Ovie Mughelli, DE Trevor Pryce, LB Bart Scott, K Matt Stover

**NFL Players of the Month/Week:** LB Bart Scott (Sept.) - Defense, K Matt Stover (Sept.) - Special Teams, LB Ray Lewis (Week 1) - Defense, CB Chris McAlister (Week 17) - Defense, DT Trevor Pryce (Week 10) - Special Teams, RB B.J. Sams (Week 11) - Special Teams

**Ed Block Courage Award:** CB Corey Ivy

**Ravens Roost Unsung Hero:** CB Corey Ivy

**Ravens Roost Extra Effort:** TE Daniel Wilcox

**Ravens Nest Player of the Year:** NT Kelly Gregg

## SEASON TRENDS

Record	13-3	When Scoring First	9-1
vs. AFC North	5-1	When Not Scoring First	4-2
vs. AFC	10-2	Positive or Even Turnover Ratio	9-1
vs. NFC	3-1	Negative Turnover Ratio	4-2
Home	7-1	Winning or Even Penalty Ratio	6-1
Away	6-2	Losing Penalty Ratio	8-2
On Grass	5-1	With a 100-Yard Rusher	2-0
On Artificial Turf	8-2	With a 100-Yard Receiver	5-1
Outdoors	12-3	Without a 100-Yard Rusher	11-3
Indoors	1-0	Without a 100-Yard Receiver	8-2
Leading at Halftime	9-0	When Allowing a 100-Yard Rusher	2-0
Trailing at Halftime	4-2	When Not Allowing a 100-Yard Rusher	11-3
Tied at Halftime	0-1	When Allowing a 100-Yard Receiver	4-2
Leading After 3 Quarters	10-0	When Not Allowing a 100-Yard Receiver	9-1
Tied After 3 Quarters	0-1	With a 300-Yard Passer	1-0
Trailing After 3 Quarters	3-2	Without a 300-Yard Passer	12-3
Winning Coin Toss	5-2	Allowing a 300-Yard (net) Passer	1-1
Losing Coin Toss	8-1	Not Allowing a 300-Yard (net) Passer	12-2
Decided by 7 Points or Less	4-2	Overtime	0-0
Decided By 3 Points or Less	3-1	Preseason	2-2

# 2006 POSTSEASON STATISTICS

## RESULTS AND ATTENDANCE

WON 0, LOST 1

01/13 L 6-15 Indianapolis 71,162

## TEAM STATISTICS

	RAVENS	OPPONENT
<b>TOTAL FIRST DOWNS</b>	<b>13</b>	<b>15</b>
Rushing	5	6
Passing	6	9
Penalty	2	0
3rd Down: Made/Att	2/11	8/19
3rd Down Pct.	18.2	42.1
4th Down: Made/Att	0/0	0/0
4th Down Pct.	0.0	0.0
<b>POSSESSION AVG.</b>	<b>28:36</b>	<b>31:24</b>
<b>TOTAL NET YARDS</b>	<b>244</b>	<b>261</b>
Avg. Per Game	244.0	261.0
Total Plays	51	66
Avg. Per Play	4.8	4.0
<b>NET YARDS RUSHING</b>	<b>83</b>	<b>100</b>
Avg. Per Game	83.0	100.0
Total Rushes	20	35
<b>NET YARDS PASSING</b>	<b>161</b>	<b>161</b>
Avg. Per Game	161.0	161.0
Sacked/Yards Lost	2/12	1/9
Gross Yards	173	170
Att./Completions	29/18	30/15
Completion Pct.	62.1	50.0
Had Intercepted	2	2
<b>PUNTS/AVERAGE</b>	<b>5/38.0</b>	<b>4/45.0</b>
<b>NET PUNTING AVG.</b>	<b>5/27.4</b>	<b>4/32.5</b>
<b>PENALTIES/YARDS</b>	<b>6/39</b>	<b>3/19</b>
<b>FUMBLES/BALL LOST</b>	<b>2/2</b>	<b>3/0</b>
<b>TOUCHDOWNS</b>	<b>0</b>	<b>0</b>
Rushing	0	0
Passing	0	0
Returns	0	0

SCORE BY PERIODS	1	2	3	4	OT	PTS
RAVENS	0	3	0	3	0	6
Opponents	6	3	3	3	0	15

SCORING	TD	RU	PA	RT	K/PAT	FG	S	PTS
Stover	0	0	0	0	0/0	2/2	0	6
RAVENS	0	0	0	0	0/0	2/2	0	6
Opponents	0	0	0	0	0/0	5/5	0	15

2-PT. CONVERSIONS: RAVENS 0-0; Opponents 0-0

SACKS: Gregg 0.5, Thomas 0.5 RAVENS 1.0; Opponents 2.0

## RUSHING

	NO	YDS	AVG	LG	TD
J. Lewis	13	53	4.1	18	0
Anderson	4	18	4.5	8	0
McNair	1	6	6.0	6	0
Mughelli	2	6	3.0	3	0
<b>RAVENS</b>	<b>20</b>	<b>83</b>	<b>4.2</b>	<b>18</b>	<b>0</b>
<b>Opponents</b>	<b>35</b>	<b>100</b>	<b>2.9</b>	<b>25</b>	<b>0</b>

## RECEIVING

	NO	YDS	AVG	LG	TD
Clayton	6	73	12.2	21	0
Heap	3	28	9.3	23	0
J. Lewis	3	24	8.0	13	0
Mason	2	16	8.0	9	0
Mughelli	2	11	5.5	9	0
Wilcox	1	15	15.0	15	0
Anderson	1	6	6.0	6	0
<b>RAVENS</b>	<b>18</b>	<b>173</b>	<b>9.6</b>	<b>23</b>	<b>0</b>
<b>Opponents</b>	<b>15</b>	<b>170</b>	<b>11.3</b>	<b>27</b>	<b>0</b>

## INTERCEPTIONS

	NO	YDS	AVG	LG	TD
Reed	2	0	0.0	0	0
<b>RAVENS</b>	<b>2</b>	<b>0</b>	<b>0.0</b>	<b>0</b>	<b>0</b>
<b>Opponents</b>	<b>2</b>	<b>9</b>	<b>4.5</b>	<b>9</b>	<b>0</b>

## PUNTING

	NO	YDS	AVG	NET	TB	IN	LG	BLK
Koch	5	190	38.0	27.4	1	1	47	0
<b>RAVENS</b>	<b>5</b>	<b>190</b>	<b>38.0</b>	<b>27.4</b>	<b>1</b>	<b>1</b>	<b>47</b>	<b>0</b>
<b>Opponents</b>	<b>4</b>	<b>180</b>	<b>45.0</b>	<b>32.5</b>	<b>1</b>	<b>1</b>	<b>51</b>	<b>0</b>

## PUNT RETURNS

	RET	FC	YDS	AVG	LG	TD
Ross	2	0	30	15.0	18	0
<b>RAVENS</b>	<b>2</b>	<b>0</b>	<b>30</b>	<b>15.0</b>	<b>18</b>	<b>0</b>
<b>Opponents</b>	<b>3</b>	<b>1</b>	<b>33</b>	<b>11.0</b>	<b>21</b>	<b>0</b>

## KICKOFF RETURNS

	NO	YDS	AVG	LG	TD
Ross	6	124	20.7	27	0
<b>RAVENS</b>	<b>6</b>	<b>124</b>	<b>20.7</b>	<b>27</b>	<b>0</b>
<b>Opponents</b>	<b>3</b>	<b>48</b>	<b>16.0</b>	<b>18</b>	<b>0</b>

## FIELD GOALS

	1-19	20-29	30-39	40-49	50+
Stover	0/0	0/0	0/0	1/1	1/1
<b>RAVENS</b>	<b>0/0</b>	<b>0/0</b>	<b>0/0</b>	<b>1/1</b>	<b>1/1</b>
<b>Opponents</b>	<b>0/0</b>	<b>1/1</b>	<b>1/1</b>	<b>2/2</b>	<b>1/1</b>

Stover: (40G,51G)

Opponents: (23G,42G,51G,48G,35G)

PASSING	ATT	COMP	YARDS	COMP%	YDS/ATT	TD	TD%	INT	INT%	LG	SACK/LOST	RATING
McNair	29	18	173	62.1	5.97	0	0.0	2	6.9	23	2/12	49.9
<b>RAVENS</b>	<b>29</b>	<b>18</b>	<b>173</b>	<b>62.1</b>	<b>5.97</b>	<b>0</b>	<b>0.0</b>	<b>2</b>	<b>6.9</b>	<b>23</b>	<b>2/12</b>	<b>49.9</b>
<b>Opponents</b>	<b>30</b>	<b>15</b>	<b>170</b>	<b>50.0</b>	<b>5.67</b>	<b>0</b>	<b>0.0</b>	<b>2</b>	<b>6.7</b>	<b>27</b>	<b>1/9</b>	<b>39.6</b>

## DEFENSIVE

FROM COACHES VIDEO

PLAYER	TT	SOLO	AS	SACKS	LOST	INT	YDS	PD	FF	FR
Lewis, Ray	23	13	10	0	0	0	0	3	0	0
Scott, Bart	12	5	7	0	0	0	0	0	0	0
Suggs, Terrell	10	9	1	0	0	0	0	0	1	0
Pryce, Trevor	8	3	5	0	0	0	0	0	0	0
Thomas, Adalius	8	5	3	0	0	0	0	0	0	0
Gregg, Kelly	7	5	2	1	9	0	0	0	0	0
Ngata, Haloti	7	3	4	0	0	0	0	0	0	0
Rolle, Samari	4	3	1	0	0	0	0	1	0	0
McAlister, Chris	3	3	0	0	0	0	0	1	0	0
Ivy, Corey	2	2	0	0	0	0	0	0	0	0
Johnson, Jarret	2	2	0	0	0	0	0	0	0	0
Reed, Ed	2	2	0	0	0	2	0	3	0	0
Franklin, Aubrayo	1	0	1	0	0	0	0	0	0	0
Landry, Dawan	1	0	1	0	0	0	0	0	0	0
<b>Totals</b>	<b>90</b>	<b>55</b>	<b>35</b>	<b>1</b>	<b>9</b>	<b>2</b>	<b>0</b>	<b>8</b>	<b>1</b>	<b>0</b>

## SPECIAL TEAMS

FROM COACHES VIDEO

PLAYER	TT	SOLO	AS	FF	FR	BK
Haley, Dennis	1	1	0	0	0	0
Johnson, Tim	1	1	0	0	0	0
Katula, Matt	1	1	0	0	0	0
Landry, Dawan	1	1	0	0	0	0
Oglesby, Evan	1	1	0	0	0	0
Sapp, Gerome	1	1	0	0	0	0
<b>Totals</b>	<b>6</b>	<b>6</b>	<b>0</b>	<b>0</b>	<b>0</b>	<b>0</b>



# 2007 STATISTICS

## RESULTS AND ATTENDANCE

### WON 5, LOST 11

9/10	L	20-27	at Cincinnati	66,093
9/16	W	20-13	New York Jets	71,246
9/23	W	26-23	Arizona	71,372
9/30	L	13-27	at Cleveland	73,024
10/07	W	9-7	at San Francisco	67,885
10/14	W	22-3	St. Louis	71,175
10/21	L	14-19	at Buffalo	70,727
11/05	L	7-38	at Pittsburgh	63,457
11/11	L	7-21	Cincinnati	71,130
11/18	L	30-33 (OT)	Cleveland	71,055
11/25	L	14-32	at San Diego	63,337
12/03	L	24-27	New England	71,382
12/09	L	20-44	Indianapolis	70,513
12/16	L	16-22 (OT)	at Miami	70,287
12/23	L	6-27	at Seattle	68,164
12/30	W	27-21	Pittsburgh	71,353

## TEAM STATISTICS

### TOTAL FIRST DOWNS

Rushing	96
Passing	175
Penalty	20
3rd Down: Made/Att	90/234
3rd Down Pct.	38.5
4th Down: Made/Att	11/21
4th Down Pct.	52.4

### POSSESSION AVG.

**30:46**

### TOTAL NET YARDS

**4832**

Avg. Per Game 302.0

Total Plays 1042

Avg. Per Play 4.6

### NET YARDS RUSHING

**1797**

Avg. Per Game 112.3

Total Rushes 446

### NET YARDS PASSING

**3035**

Avg. Per Game 189.7

Sacked/Yards Lost 39/273

Gross Yards 3308

Att./Completions 557/341

Completion Pct. 61.2

Had Intercepted 14

### PUNTS/AVERAGE

**79/43.0**

### NET PUNTING AVG.

**79/36.0**

### PENALTIES/YARDS

**107/873**

### FUMBLES/BALL LOST

**35/26**

### TOUCHDOWNS

**28**

Rushing 11

Passing 13

Returns 4

### SCORE BY PERIODS

**RAVENS 33**

**Opponents 69**

### SCORING

TD RU PA RT K/PAT FG S PTS

Stover 0 0 0 0 26/26 27/32 0 107

McGahee 8 7 1 0 0 0 0 48

Mason 5 0 5 0 0 0 0 30

Darling 3 0 3 0 0 0 0 18

Figuers 2 0 0 2 0 0 0 12

Mu. Smith 2 2 0 0 0 0 0 12

Heap 1 0 1 0 0 0 0 6

Lewis 1 0 0 1 0 0 0 6

McClain 1 0 1 0 0 0 0 6

Reed 1 0 0 1 0 0 0 6

Ross 1 1 0 0 0 0 0 6

T. Smith 1 1 0 0 0 0 0 6

Sypniewski 1 0 1 0 0 0 0 6

Wilcox 1 0 1 0 0 0 0 6

**RAVENS 8 11 13 4 26/26 27/32 0 275**

**Opponents 39 9 27 3 35/36 37/43 1 384**

### 2-PT. CONVERSIONS: RAVENS 0-2, Opponents 1-2

### SACKS: Suggs 5, Gregg 3, Ivy 3, Ngata 3, Bannan 2, Barnes 2, Johnson 2, Lewis 2, Pryce 2, Sapp 2, Edwards 1, Jones 1, Landry 1, Scott 1, Stills 1, (group) 1, **RAVENS 32, Opponents 39**

### FUM/LOST: McNair 8/7, Boller 5/4, Figuers 4/1, McGahee 4/3, T. Smith 3/2, Anderson 2/2, Reed 2/2, Ross 2/2, Mason 1/1, McClain 1/1, Pittman 1/0, Mu. Smith 1/0, Sypniewski 1/1

## PASSING

ATT COMP YARDS COMP% YDS/ATT TD TD% INT INT% LG SACK/LOST RATING

Boller 275 168 1743 61.1 6.34 9 3.3 10 3.6 53 24/159 75.2

McNair 205 133 1113 64.9 5.43 2 1.0 4 2.0 30 11/85 73.9

T. Smith 76 40 452 52.6 5.95 2 2.6 0 0.0 79t 4/29 79.5

Clayton 1 0 0 0.0 0.00 0 0.0 0 0.0 0 0/0 39.6

**RAVENS 557 341 3308 61.2 5.94 13 2.3 14 2.5 79t 39/273 75.2**

**Opponents 490 293 3740 59.8 7.63 27 5.5 17 3.5 78t 32/183 87.6**

## RUSHING

NO YDS AVG LG TD

McGahee 294 1207 4.1 46t 7

Mu. Smith 75 264 3.5 24 2

Boller 19 89 4.7 15 0

Ross 12 72 6.0 32t 1

Anderson 15 62 4.1 16 0

T. Smith 12 54 4.5 14 1

McNair 10 32 3.2 13 0

McClain 8 18 2.3 4 0

Figuers 1 -1 -1.0 -1 0

**RAVENS 446 1797 4.0 46t 11**

**Opponents 446 1268 2.8 36 9**

## RECEIVING

NO YDS AVG LG TD

Mason 103 1087 10.6 79t 5

Clayton 48 531 11.1 52 0

McGahee 43 231 5.4 30 1

Sypniewski 34 246 7.2 13 1

Mu. Smith 27 192 7.1 29 0

Heap 23 239 10.4 37 1

Williams 20 290 14.5 34 0

Darling 18 326 18.1 53 3

McClain 9 55 6.1 13t 1

Wilcox 6 18 3.0 7 1

Anderson 4 26 6.5 10 0

Green 2 16 8.0 10 0

Vickers 2 4 2.0 5 0

Figuers 1 36 36.0 36 0

Willis 1 11 11.0 11 0

**RAVENS 341 3308 9.7 79t 13**

**Opponents 293 3740 12.8 78t 27**

## INTERCEPTIONS

NO YDS AVG LG TD

Reed 7 130 18.6 32 0

Lewis 2 35 17.5 35t 1

Pittman 2 21 10.5 29 0

Martin 2 3 1.5 3 0

Ivy 1 22 22.0 22 0

Edwards 1 1 1.0 1 0

McAlister 1 0 0.0 0 0

Rolle 1 0 0.0 0 0

**RAVENS 17 212 12.5 35t 1**

**Opponents 14 293 20.9 100t 1**

## PUNTING

NO YDS AVG NET TB IN LG BLK

Koch 78 3397 43.6 36.0 9 20 64 1

**RAVENS 79 3397 43.0 36.0 9 20 64 1**

**Opponents 76 3277 43.1 37.4 5 26 74 0**

## PUNT RETURNS

RET FC YDS AVG LG TD

Figuers 16 9 171 10.7 75t 1

Reed 10 3 94 9.4 63t 1

Ross 5 0 36 7.2 15 0

Sams 4 0 37 9.3 16 0

**RAVENS 35 12 338 9.7 75t 2**

**Opponents 38 16 375 9.9 49 0**

## KICKOFF RETURNS

NO YDS AVG LG TD

Figuers 46 1138 24.7 94t 1

Ross 9 148 16.4 25 0

Sams 5 140 28.0 47 0

Mu. Smith 3 89 29.7 52 0

Anderson 2 10 5.0 10 0

**RAVENS 65 1525 23.5 94t 1**

**Opponents 61 1444 23.7 50 0**

## FIELD GOALS

1-19 20-29 30-39 40-49 50+

Stover 1/1 11/11 7/7 8/12 0/1

**RAVENS 1/1 11/11 7/7 8/12 0/1**

**Opponents 1/1 14/14 10/12 10/11 2/5**

Stover: (36G,23G)(28G,46N,43G)(21G,28G,43G,46G)(46N,21G, 29G,41N)

(26G,32G,49G)(43G,42G,23G,31G,36G)(0)(0)(34G,41G,47G)(0)(29G)(0)

(27G,39G,50B,18G,44N)(0)(28G,31G)

Opponents: (53N,23G,40G)(50G,52N,21G)(48G,47N,40G,41G)(41G,20G)

(52N)(35N,32G)(29G,26G,35G,41G)(22G)(34G,19G,22G,35G,35G,21G,33G)

(35N,28G,39G,51G,33G)(27G,46G,41G,41G)(21G,38G)(0)(23G,22G,29G)

(42G,39G)(0)



# 2007 STATISTICS

## DEFENSIVE

FROM COACHES VIDEO

PLAYER	TT	SOLO	AS	SACKS	YDS	INT	YDS	PD	FF	FR
Lewis, Ray	184	108	76	2	7	2	35	10	2	1
Scott, Bart	131	84	47	1	2	0	0	3	0	0
Gregg, Kelly	111	78	33	3	15	0	0	4	0	1
Suggs, Terrell	95	51	44	5	34	0	0	7	1	0
Johnson, Jarret	94	59	35	2	19	0	0	2	2	0
Ngata, Haloti	94	58	36	3	14	0	0	2	1	0
Landry, Dawan	91	73	18	1	9	0	0	7	0	0
Ivy, Corey	63	55	8	3	21	1	22	16	1	1
Edwards, Dwan	58	30	28	1	8	1	1	1	0	0
Reed, Ed	45	36	9	0	0	7	130	13	0	1
Greisen, Nick	38	22	16	0	0	0	0	0	0	1
Bannan, Justin	37	19	18	2	4	0	0	0	1	0
Martin, Derrick	26	23	3	0	0	2	3	8	0	0
Rolle, Samari	25	23	2	0	0	1	0	5	0	0
McAlister, Chris	23	19	4	0	0	1	0	10	0	0
Pryce, Trevor	19	9	10	2	8	0	0	0	0	0
Pittman, David	10	8	2	0	0	2	21	4	0	0
Gaston, Willie	9	8	1	0	0	0	0	1	0	0
Sapp, Gerome	9	8	1	2	15	0	0	0	0	0
Barnes, Antwan	8	4	4	2	20	0	0	0	0	0
Prude, Ronnie	6	6	0	0	0	0	0	3	0	0
Winborne, Jamaime	6	5	1	0	0	0	0	3	0	0
Jones, Edgar	5	2	3	1	0	0	0	0	0	0
Gordon, Amon	3	2	1	0	0	0	0	0	0	0
Stills, Gary	3	1	2	1	5	0	0	0	0	0
<b>Totals</b>	<b>1193</b>	<b>791</b>	<b>402</b>	<b>32*</b>	<b>181</b>	<b>17</b>	<b>212</b>	<b>99</b>	<b>8</b>	<b>5</b>

\*Includes a team sack

## SPECIAL TEAMS

FROM COACHES VIDEO

PLAYER	TT	SOLO	AS	FF	FR	BK
Stills, Gary	26	25	1	1	0	0
Winborne, Jamaime	21	21	0	0	0	0
Green, Justin	19	18	1	0	0	0
Martin, Derrick	17	17	0	0	1	0
Greisen, Nick	13	13	0	0	0	0
McClain, LeRon	12	12	0	0	0	0
Prude, Ronnie	8	8	0	0	0	0
Barnes, Antwan	8	7	1	1	0	0
Burgess, Prescott	7	7	0	0	0	0
Katula, Matt	7	7	0	0	0	0
Smith, Musa	7	7	0	0	0	0
Sapp, Gerome	5	5	0	0	0	0
Wilcox, Daniel	5	5	0	0	0	0
Landry, Dawan	5	5	0	0	0	0
Anderson, Mike	4	3	1	0	0	0
McCune, Robert	3	2	1	0	0	0
Darling, Devard	2	2	0	0	1	0
Haley, Dennis	2	2	0	0	0	0
Ivy, Corey	2	2	0	0	0	0
Jones, Edgar	2	2	0	0	0	0
Willis, Matt	2	2	0	0	0	0
Gaston, Willie	1	1	0	0	0	0
Koch, Sam	1	1	0	0	0	0
Edwards, Dwan	0	0	0	0	0	1
<b>Totals</b>	<b>179</b>	<b>174</b>	<b>5</b>	<b>2</b>	<b>2</b>	<b>1</b>

## TOP THREE

SOLO	SACKS	FF	FR	PD
108 Ray Lewis	5 Terrell Suggs	2 Jarret Johnson	1 5 Players	16 Corey Ivy
84 Bart Scott	3 3 Players	2 Ray Lewis		13 Ed Reed
78 Kelly Gregg	2 6 Players	1 4 Players		10 2 Players

## USUAL STARTERS

OFFENSE		DEFENSE	
WR 89 Mark Clayton	LDT 93 Dwan Edwards		
LT 75 Jonathan Ogden	NT 97 Kelly Gregg		
LG 60 Jason Brown	RDT 92 Haloti Ngata		
C 62 Mike Flynn	LOLB 95 Jarret Johnson		
RG 66 Ben Grubbs	LILB 52 Ray Lewis		
RT 73 Marshal Yanda	RILB 57 Bart Scott		
TE 88 Quinn Sypniewski	ROLB 55 Terrell Suggs		
WR 85 Derrick Mason	LCB 21 Chris McAlister		
QB 9 Steve McNair	RCB 35 Corey Ivy		
7 Kyle Boller	SS 26 Dawan Landry		
RB 23 Willis McGahee	FS 20 Ed Reed		
FB 39 LeRon McClain			

## COACHES

**Brian Billick**, Head Coach; **Rick Neuheisel**, Offensive Coordinator/Quarterbacks; **Rex Ryan**, Defensive Coordinator; **Frank Ganzs Jr.**, Special Teams Coordinator; **Clarence Brooks**, Defensive Line; **Mark Carrier**, Secondary; **Vic Fangio**, Special Assistant to the Head Coach/Defense; **John Fassel**, Special Teams Assistant; **Jedd Fisch**, Asst. Quarterbacks; **Jeff FitzGerald**, Linebackers; **Chris Foerster**, Asst. Head Coach/Offensive Line; **Jeff Friday**, Strength and Conditioning; **Wade Harman**, Tight Ends/Asst. Offensive Line; **Mike Johnson**, Wide Receivers; **Tony Nathan**, Running Backs; **Mike Pettine**, Outside Linebackers; **Paul Ricci**, Asst. Strength and Conditioning; **Greg Roman**, Asst. Offensive Line; **Dennis Thurman**, Secondary

## RAVENS HONOR ROLL

**Pro Bowl:** LB Ray Lewis, RB Willis McGahee, LT Jonathan Ogden, S Ed Reed (starter)

**Pro Bowl (1st Alternate):** LB Terrell Suggs, ST Gary Stills

**Pro Football Weekly's All-Rookie Team:** G Ben Grubbs, RS Yamon Figurs

**USA Today's All-Joe Team:** NT Kelly Gregg, DT Haloti Ngata

**NFL Players of the Week:** K Matt Stover (Week 6) - Special Teams, RS Yamon Figurs (Week 3) - Special Teams

**Ed Block Courage Award:** CB Samari Rolle

**Ravens Roost Unsung Hero:** NT Kelly Gregg

**Ravens Roost Extra Effort:** G Ben Grubbs

**Ravens Nest Player of the Year:** LB Jarret Johnson

## SEASON TRENDS

Record	5-11	When Scoring First	5-1
vs. AFC North	1-5	When Not Scoring First	0-10
vs. AFC	2-10	Positive or Even Turnover Ratio	5-1
vs. NFC	3-1	Negative Turnover Ratio	0-10
Home	4-4	Winning or Even Penalty Ratio	3-5
Away	1-7	Losing Penalty Ratio	2-6
On Grass	1-4	With a 100-Yard Rusher	0-5
On Artificial Turf	4-7	With a 100-Yard Receiver	0-2
Outdoors	5-11	Without a 100-Yard Rusher	5-6
Indoors	0-0	Without a 100-Yard Receiver	5-9
Leading at Halftime	5-1	When Allowing a 100-Yard Rusher	0-0
Trailing at Halftime	0-9	When Not Allowing a 100-Yard Rusher	5-11
Tied at Halftime	0-1	When Allowing a 100-Yard Receiver	2-4
Leading After 3 Quarters	5-1	When Not Allowing a 100-Yard Receiver	3-7
Tied After 3 Quarters	0-1	With a 300-Yard Passer	0-1
Trailing After 3 Quarters	0-9	Without a 300-Yard Passer	5-10
Winning Coin Toss	4-3	Allowing a 300-Yard (net) Passer	0-1
Losing Coin Toss	1-8	Not Allowing a 300-Yard (net) Passer	5-10
Decided by 7 Points or Less	4-5	Overtime	0-2
Decided By 3 Points or Less	2-2	Preseason	1-3

# 2008 STATISTICS

## RESULTS AND ATTENDANCE

WON 11, LOST 5

### WILD CARD/AFC CHAMPIONSHIP GAME

09/07	W	17-10	Cincinnati	70,978
09/21	W	28-10	Cleveland	71,104
09/29	L	20-23 OT	at Pittsburgh	64,038
10/05	L	10-13	Tennessee	71,131
10/12	L	3-31	at Indianapolis	66,153
10/19	W	27-13	at Miami	64,972
10/26	W	29-10	Oakland	71,254
11/02	W	37-27	at Cleveland	73,078
11/09	W	41-13	at Houston	70,552
11/16	L	10-30	at New York Giants	78,849
11/23	W	36-7	Philadelphia	71,379
11/30	W	34-3	at Cincinnati	63,871
12/07	W	24-10	Washington	71,438
12/14	L	9-13	Pittsburgh	71,502
12/20	W	33-24	at Dallas	63,800
12/28	W	27-7	Jacksonville	71,366

## TEAM STATISTICS

### TOTAL FIRST DOWNS

Rushing	132
Passing	147
Penalty	21
3rd Down: Made/Att	95/232
3rd Down Pct.	40.9
4th Down: Made/Att	7/11
4th Down Pct.	63.6

### POSSESSION AVG.

33:10

### TOTAL NET YARDS

5184

Avg. Per Game 324.0

Total Plays 1058

Avg. Per Play 4.9

### NET YARDS RUSHING

2376

Avg. Per Game 148.5

Total Rushes 592

### NET YARDS PASSING

2808

Avg. Per Game 175.5

Sacked/Yards Lost 33/277

Gross Yards 3085

Att./Completions 433/261

Completion Pct. 60.3

Had Intercepted 12

### PUNTS/AVERAGE

84/45.0

### NET PUNTING AVG.

84/39.9

### PENALTIES/YARDS

103/785

### FUMBLES/BALL LOST

28/9

### TOUCHDOWNS

42

Rushing 20

Passing 16

Returns 6

### SCORE BY PERIODS

1 2 3 4 OT PTS

RAVENS 58 115 97 115 0 385

Opponents 57 58 66 60 3 244

### SCORING

TD RU PA RT K/PAT FG S PTS

Stover 0 0 0 0 41/41 27/33 0 122

L. McClain 11 10 1 0 0 0 0 66

McGahee 7 7 0 0 0 0 0 42

D. Mason 5 0 5 0 0 0 0 32

Clayton 4 1 3 0 0 0 0 24

Heap 3 0 3 0 0 0 0 18

Reed 3 0 0 3 0 0 0 18

Flacco 2 2 0 0 0 0 0 12

Suggs 2 0 0 2 0 0 0 12

Wilcox 2 0 2 0 0 0 0 12

Figsurs 1 0 1 0 0 0 0 6

Leonhard 1 0 0 1 0 0 0 6

D. Williams 1 0 1 0 0 0 0 6

J. McClain 0 0 0 0 0 2 4

Hauschka 0 0 0 0 0/0 1/2 0 3

RAVENS 42 20 16 6 41/41 28/35 3 385

Opponents 26 4 17 5 25/25 21/22 0 244

### 2-PT. CONVERSIONS: D. Mason, RAVENS 1-1, Opponents 0-1

### SACKS: Suggs 8, J. Johnson 5, Pryce 4.5, Lewis 3.5, Ivy 2.5, J.

McClain 2.5, Scott 1.5, Ayanbadejo 1, Bannan 1, Leonhard 1, Ngata 1, Reed 1, (group) 1, Jones 0.5, RAVENS 34, Opponents 33

### FUM/LOST: Flacco 11/2, L. McClain 4/1, Figsurs 3/0, McGahee 3/3, D.

Mason 2/1, Brown 1/0, Heap 1/1, Leonhard 1/0, Reed 1/0, Rice 1/1

### PASSING

ATT COMP YARDS COMP% YDS/ATT TD TD% INT INT% LG SACK/LOST RATING

Flacco 428 257 2971 60.0 6.94 14 3.3 12 2.8 70t 32/276 80.3

T. Smith 4 3 82 75.0 20.50 1 25.0 0 0.0 43 1/1 156.3

Clayton 1 1 32 100.0 32.00 1 100.0 0 0.0 32t 0/0 158.3

RAVENS 433 261 3085 60.3 7.12 16 3.7 12 2.8 70t 33/277 82.8

Opponents 528 276 3132 52.3 5.93 17 3.2 26 4.9 67t 34/257 60.6

## RUSHING

L. McClain

232 902 3.9 82t 10

McGahee

170 671 3.9 77t 7

Rice

107 454 4.2 60 0

Flacco

52 180 3.5 38t 2

Clayton

6 81 13.5 42t 1

Parmele

2 27 13.5 31 0

Neal

12 25 2.1 5 0

T. Smith

9 24 2.7 8 0

Koch

1 9 9.0 9 0

D. Mason

1 3 3.0 3 0

### RAVENS

592 2376 4.0 82t 20

### Opponents

366 1302 3.6 77 4

## RECEIVING

D. Mason

80 1037 13.0 54 5

Clayton

41 695 17.0 70t 3

Heap

35 403 11.5 30 3

Rice

33 273 8.3 40 0

McGahee

24 173 7.2 35 0

L. McClain

19 123 6.5 25 1

D. Williams

13 180 13.8 70t 1

Neal

7 35 5.0 13 0

Wilcox

5 19 3.8 8 2

Figsurs

1 43 43.0 43t 1

Flacco

1 43 43.0 43 0

T. Smith

1 36 36.0 36 0

Jones

1 25 25.0 25 0

### RAVENS

261 3085 11.8 70t 16

### Opponents

276 3132 11.3 67t 17

## INTERCEPTIONS

NO YDS AVG LG TD

Reed 9 264 29.3 107t 2

Lewis 3 43 14.3 29 0

McAlister 3 28 9.3 16 0

Rolle 3 5 1.7 3 0

Suggs 2 86 43.0 44t 2

Ngata 2 8 4.0 7 0

Leonhard 1 35 35.0 35t 1

Washington 1 12 12.0 12 0

Walker 1 0 0.0 0 0

Bannan 1 -4 -4.0 -4 0

### RAVENS

26 477 18.3 107t 5

### Opponents

12 104 8.7 50t 1

## PUNTING

NO YDS AVG NET TB IN LG BLK

Koch 84 3777 45.0 39.9 9 34 74 0

RAVENS 84 3777 45.0 39.9 9 34 74 0

### Opponents

92 3938 42.8 37.0 8 21 59 1

## PUNT RETURNS

RET FC YDS AVG LG TD

Figsurs 23 11 138 6.0 35 0

Leonhard 20 9 232 11.6 46 0

Reed 1 0 8 8.0 8 0

RAVENS 44 20 378 8.6 46 0

### Opponents

38 12 245 6.4 33 0

## KICKOFF RETURNS

NO YDS AVG LG TD

Figsurs 29 608 21.0 39 0

Leonhard 8 163 20.4 30 0

Rice 7 161 23.0 30 0

Copper 2 35 17.5 18 0

Zbikowski 2 48 24.0 26 0

Clayton 1 12 12.0 12 0

J. Johnson 1 13 13.0 13 0

Jones 1 0 0.0 0 0

Neal 1 2 2.0 2 0

### RAVENS

50 1007 20.1 39 0

### Opponents

76 1720 22.6 100t 2

## FIELD GOALS

1-19 20-29 30-39 40-49 50+

Stover 0/0 11/11 11/12 5/9 0/1

Hauschka 0/0 0/0 0/0 0/0 1/2

RAVENS 0/0 11/11 11/12 5/9 1/3

### Opponents

2/2 7/7 6/6 5/6 1/1

Stover: (47N,21G)(48N)(33G,20G)(38G,45N)(37G)(47G,28G)(38G,30G)

(41G,32G,22G)(50N)(32B,38G)(44G,42G)(27G,21G)(32G)(28G,26G,28G)

(26G,29G,37G,35G)(32G,48N,41G)

Hauschka: (0)(0)(0)(0)(0)(54G)(0)(53N)(0)(0)(0)

Opponents: (43G)(38G)(49G,19G,46G)(35G,26G)(37G)(21G,26G)(22G)

(23G,54G)(23G,48G)(19G)(0)(21G)(48N,43G)(31G,30G)(35G)(0)





# 2008 STATISTICS

## DEFENSIVE

FROM COACHES VIDEO

PLAYER	TT	SOLO	AS	SACKS	YDS	LOST	INT	RET.	YDS	PD	FF	FR
Lewis, Ray	160	84	76	3.5	32.5	3	43	12	1	2		
Scott, Bart	104	54	50	1.5	12	0	0	5	0	0		
Suggs, Terrell	102	62	40	8	69.5	2	86	11	2	1		
Leonhard, Jim	85	61	24	1	7	1	35	6	0	0		
Johnson, Jarret	82	46	36	5	32	0	0	4	2	1		
Ngata, Haloti	77	43	34	1	8	2	8	4	0	0		
Bannan, Justin	56	30	26	1	6	1	-4	3	0	0		
Ivy, Corey	46	39	7	2.5	7	0	0	5	1	0		
Douglas, Marques	43	24	19	0	0	0	0	0	0	0		
Reed, Ed	40	32	8	1	9	9	264	14	1	2		
Pryce, Trevor	35	20	15	4.5	23	0	0	6	0	0		
Washington, Fabian	34	30	4	0	0	1	12	19	0	0		
Walker, Frank	33	28	5	0	0	1	0	14	2	0		
Rolle, Samari	27	22	5	0	0	3	5	13	1	0		
McAlister, Chris	19	17	2	0	0	3	28	7	0	1		
McKinney, Brandon	19	12	7	0	0	0	0	0	0	1		
Landry, Dawan	14	9	5	0	0	0	0	0	0	0		
McClain, Jameel	8	8	0	2.5	26.5	0	0	0	0	0		
Barnes, Antwan	5	3	2	0	0	0	0	0	0	0		
Greisen, Nick	5	5	0	0	0	0	0	0	0	0		
Oglesby, Evan	4	4	0	0	0	0	0	0	0	1		
Nakamura, Haruki	3	2	1	0	0	0	0	1	0	0		
Ayanbadejo, Brendon	2	1	1	1	9	0	0	0	0	0		
Jones, Edgar	1	1	0	0.5	4.5	0	0	0	0	0		
Zbikowski, Tom	1	1	0	0	0	0	0	0	0	0		
Stone, Daren	0	0	0	0	0	0	0	1	0	0		
<b>TOTALS</b>	<b>1005</b>	<b>638</b>	<b>367</b>	<b>33</b>	<b>246</b>	<b>26</b>	<b>477</b>	<b>125</b>	<b>10</b>	<b>9</b>		

## SPECIAL TEAMS

FROM COACHES VIDEO

PLAYER	TT	SOLO	AS	FF	FR	BK
Ayanbadejo, Brendon	30	18	12	0	1	0
Zbikowski, Tom	23	19	4	1	0	0
McClain, Jameel	17	8	9	0	0	1
Nakamura, Haruki	14	11	3	0	0	0
Greisen, Nick	12	5	7	0	0	0
Barnes, Antwan	9	7	2	0	0	0
Stone, Daren	8	4	4	0	1	0
Ivy, Corey	7	7	0	0	0	0
Wilcox, Daniel	7	5	2	0	0	0
Gooden, Tavares	6	6	0	0	0	0
Jones, Edgar	6	4	2	0	1	0
Figurs, Yamon	5	4	1	0	0	0
Oglesby, Evan	5	4	1	0	0	0
Koch, Sam	3	3	0	0	0	0
Smith, Marcus	3	3	0	0	0	0
Stover, Matt	2	2	0	0	0	0
Walker, Frank	2	2	0	0	0	0
Copper, Terrance	1	1	0	0	0	0
Hauschka, Steve	1	1	0	0	0	0
Landry, Dawan	1	1	0	0	0	0
Leonhard, Jim	1	1	0	0	0	0
McCune, Robert	1	1	0	0	0	0
Martin, Derrick	1	1	0	0	0	0
<b>TOTALS</b>	<b>165</b>	<b>118</b>	<b>47</b>	<b>1</b>	<b>3</b>	<b>1</b>

## TOP THREE

SOLO	SACKS	FF	FR	PD
84 Ray Lewis	8 Terrell Suggs	2 3 Players	2 Ray Lewis	19 Fabian Washington
62 Terrell Suggs	5 Jarret Johnson	1 4 Players	2 Ed Reed	14 Ed Reed
61 Jim Leonhard	4.5 Trevor Pryce		1 5 Players	14 Frank Walker

## USUAL STARTERS

OFFENSE		DEFENSE	
WR 89	Mark Clayton	LDT 94	Justin Bannan
LT 71	Jared Gaither	NT 92	Haloti Ngata
LG 66	Ben Grubbs	RDT 90	Trevor Pryce
C 60	Jason Brown	LOLB 95	Jarret Johnson
RG 65	Chris Chester	LILB 52	Ray Lewis
RT 79	Willie Anderson	RILB 57	Bart Scott
TE 86	Todd Heap	ROLB 55	Terrell Suggs
WR 85	Derrick Mason	LCB 31	Fabian Washington
QB 5	Joe Flacco	RCB 22	Samari Rolle
RB 23	Willis McGahee	SS 36	Jim Leonhard
FB 33	LeRon McClain	FS 20	Ed Reed

## COACHES

**John Harbaugh**, Head Coach; **Rex Ryan**, Asst. Head Coach/Defensive Coordinator; **Cam Cameron**, Offensive Coordinator; **Jerry Rosburg**, Special Teams Coordinator; **Clarence Brooks**, Defensive Line; **Mark Carrier**, Defensive Backs; **John Dunn**, Asst. Strength and Conditioning; **Vic Fangio**, Special Assistant to the Head Coach/Defense; **Wade Harman**, Tight Ends; **Jim Hostler**, Wide Receivers; **Hue Jackson**, Quarterbacks; **Marwan Maalouf**, Assistant Special Teams; **John Matsko**, Offensive Line; **Greg Mattison**, Linebackers; **Andy Moeller**, Assistant Offensive Line; **Wilbert Montgomery**, Running Backs; **Chuck Pagano**, Secondary; **Mike Pettine**, Outside Linebackers; **Bob Rogucki**, Strength and Conditioning; **Craig Ver Steeg**, Offensive Assistant

## RAVENS HONOR ROLL

**Pro Bowl:** ST Brendon Ayanbadejo, LB Ray Lewis (starter), FB LeRon McClain (starter), S Ed Reed (starter), OLB Terrell Suggs  
**Pro Bowl Alternates:** DT Haloti Ngata (1st); LB Bart Scott (2nd); WR Derrick Mason (3rd)  
**Diet Pepsi Rookie of the Year:** QB Joe Flacco  
**USA Today's All-Joe Team:** C Jason Brown, P Sam Koch, T Jared Gaither, DT Haloti Ngata  
**NFL Players of the Month:** QB Joe Flacco (Rookie, November) - Offense, S Ed Reed (December) - Defense  
**NFL Players of the Week:** QB Joe Flacco (Week 9) - Offense, P Sam Koch (Week 16) - Special Teams, LB Ray Lewis (Week 10) - Defense, S Ed Reed (Weeks 12, 14) - Defense, OLB Terrell Suggs (Week 7) - Defense  
**Ed Block Courage Award:** S Ed Reed  
**Ravens Roost Unsung Hero:** C Jason Brown  
**Ravens Roost Extra Effort:** P Sam Koch  
**Ravens Nest Player of the Year:** WR Derrick Mason

## SEASON TRENDS

	Reg.	Post.		Reg.	Post.
Record	11-5	2-1	When Scoring First	8-2	0-0
vs. AFC North	4-2	0-1	When Not Scoring First	3-3	2-1
vs. AFC	8-4	2-1	Positive Turnover Ratio	11-3	2-0
vs. NFC	3-1	0-0	Negative Turnover Ratio	0-2	0-1
Home	6-2	0-0	Winning Penalty Ratio	8-2	1-0
Away	5-3	2-1	Losing Penalty Ratio	3-3	1-0
On Grass	3-1	2-1	Overtime	0-1	0-0
Artificial Turf	8-4	0-0	Preseason	1-3	N/A
Outdoors	9-4	2-1	With a 100-Yard Rusher	4-0	0-0
Indoors	2-1	0-0	With a 100-Yard Receiver	3-1	0-0
Leading at Halftime	9-2	1-0	Without a 100-yard Rusher	7-5	2-1
Trailing at Halftime	1-2	0-1	Without a 100-yard Receiver	8-4	2-1
Tied at Halftime	1-1	1-0	When Allowing a 100-Yard Rusher	0-0	0-0
Tied After 3 Quarters	0-0	1-0	When Not Allowing a 100-Yard Rusher	11-5	2-1
Leading After 3 Quarters	10-2	1-0	When Allowing a 100-Yard Receiver	0-2	1-0
Trailing After 3 Quarters	1-3	0-1	When Not Allowing a 100-Yard Receiver	11-3	1-1
Winning Coin Toss	1-3	0-1	With a 300-Yard Passer	0-0	0-0
Losing Coin Toss	10-2	2-0	Without a 300-Yard Passer	11-5	2-1
Decided by 7 Points or less	1-3	1-0	When Allowing a 300-Yard Passer	0-0	0-0
Decided by 3 Points or less	0-2	1-0	When Not Allowing a 300-Yard Passer	11-5	2-1

# 2008 POSTSEASON STATISTICS

## RESULTS AND ATTENDANCE

<b>WON 2, LOST 1</b>				
01/04	W	27-9	at Miami	74,240
01/10	W	13-10	at Tennessee	69,143
01/18	L	14-23	at Pittsburgh	65,350

## TEAM STATISTICS

	RAVENS	OPPONENT
<b>TOTAL FIRST DOWNS</b>	<b>38</b>	<b>50</b>
Rushing	16	10
Passing	18	36
Penalty	4	4
3rd Down: Made/Att	11/38	13/42
3rd Down Pct.	28.9	31.0
4th Down: Made/Att	0/1	0/3
4th Down Pct.	0.0	0.0
<b>POSSESSION AVG.</b>	<b>26:26</b>	<b>33:34</b>
<b>TOTAL NET YARDS</b>	<b>695</b>	<b>942</b>
Avg. Per Game	231.7	314.0
Total Plays	166	198
Avg. Per Play	4.2	4.8
<b>NET YARDS RUSHING</b>	<b>274</b>	<b>220</b>
Avg. Per Game	91.3	73.3
Total Rushes	88	77
<b>NET YARDS PASSING</b>	<b>421</b>	<b>722</b>
Avg. Per Game	140.3	240.7
Sacked/Yards Lost	3/16	8/66
Gross Yards	437	788
Att./Completions	75/33	113/67
Completion Pct.	44.0	59.3
Had Intercepted	3	5
<b>PUNTS/AVERAGE</b>	<b>20/42.3</b>	<b>14/43.5</b>
<b>NET PUNTING AVG.</b>	<b>20/38.1</b>	<b>14/32.4</b>
<b>PENALTIES/YARDS</b>	<b>21/152</b>	<b>22/190</b>
<b>FUMBLES/BALL LOST</b>	<b>4/2</b>	<b>9/4</b>
<b>TOUCHDOWNS</b>	<b>6</b>	<b>4</b>
Rushing	4	1
Passing	1	2
Returns	1	1

SCORE BY PERIODS	1	2	3	4	OT	PTS
<b>RAVENS</b>	<b>10</b>	<b>17</b>	<b>7</b>	<b>20</b>	<b>0</b>	<b>54</b>
<b>OPPONENTS</b>	<b>16</b>	<b>7</b>	<b>3</b>	<b>16</b>	<b>0</b>	<b>42</b>

SCORING	TD	RU	PA	RT	K/PAT	FG	S	PTS
Stover	0	0	0	0	6/6	4/4	0	18
McGahee	2	2	0	0			0	12
Flacco	1	1	0	0			0	6
D. Mason	1	0	1	0			0	6
L. McClain	1	1	0	0			0	6
Reed	1	0	0	1			0	6
<b>RAVENS</b>	<b>6</b>	<b>4</b>	<b>1</b>	<b>1</b>	<b>6/6</b>	<b>4/4</b>	<b>0</b>	<b>54</b>
<b>Opponents</b>	<b>4</b>	<b>1</b>	<b>2</b>	<b>1</b>	<b>3/4</b>	<b>5/6</b>	<b>0</b>	<b>42</b>

**2-PT. CONVERSIONS: RAVENS 0-0, Opponents 0-0**

**SACKS:** Suggs 4, Douglas 1, Ngata 1, Pryce 1, Leonhard 0.5, Nakamura 0.5, **RAVENS 8, Opponents 3**

**FUM/LOST:** Leonhard 2/0, L. McClain 1/1, McGahee 1/1

PASSING	ATT	COMP	YARDS	COMP%	YDS/ATT
Flacco	75	33	437	44.0	5.83
<b>RAVENS</b>	<b>75</b>	<b>33</b>	<b>437</b>	<b>44.0</b>	<b>5.83</b>
<b>Opponents</b>	<b>113</b>	<b>67</b>	<b>788</b>	<b>59.3</b>	<b>6.97</b>

## RUSHING

	NO	YDS	AVG	LG	TD
McGahee	39	154	3.9	48	2
L. McClain	32	90	2.8	11	1
Clayton	1	16	16.0	16	0
Flacco	12	5	0.4	5t	1
Neal	2	5	2.5	4	0
Rice	1	2	2.0	2	0
T. Smith	1	2	2.0	2	0
<b>RAVENS</b>	<b>88</b>	<b>274</b>	<b>3.1</b>	<b>48</b>	<b>4</b>
<b>Opponents</b>	<b>77</b>	<b>220</b>	<b>2.9</b>	<b>32</b>	<b>1</b>

## RECEIVING

	NO	YDS	AVG	LG	TD
D. Mason	12	190	15.8	48t	1
Clayton	6	79	13.2	37	0
Heap	5	80	16.0	31	0
McGahee	4	26	6.5	11	0
Rice	3	43	14.3	22	0
Neal	2	15	7.5	8	0
Wilcox	1	4	4.0	4	0
<b>RAVENS</b>	<b>33</b>	<b>437</b>	<b>13.2</b>	<b>48t</b>	<b>1</b>
<b>Opponents</b>	<b>67</b>	<b>788</b>	<b>11.8</b>	<b>65t</b>	<b>2</b>

## INTERCEPTIONS

	NO	YDS	AVG	LG	TD
Reed	2	76	38.0	64t	1
Leonhard	1	20	20.0	20	0
Washington	1	12	12.0	12	0
Rolle	1	3	3.0	3	0
<b>RAVENS</b>	<b>5</b>	<b>111</b>	<b>22.2</b>	<b>64t</b>	<b>1</b>
<b>Opponents</b>	<b>3</b>	<b>47</b>	<b>15.7</b>	<b>40t</b>	<b>1</b>

## PUNTING

	NO	YDS	AVG	NET	TB	IN	LG	BLK
Koch	20	845	42.3	38.1	2	7	52	0
<b>RAVENS</b>	<b>20</b>	<b>845</b>	<b>42.3</b>	<b>38.1</b>	<b>2</b>	<b>7</b>	<b>52</b>	<b>0</b>
<b>Opponents</b>	<b>14</b>	<b>609</b>	<b>43.5</b>	<b>32.4</b>	<b>2</b>	<b>1</b>	<b>66</b>	<b>0</b>

## PUNT RETURNS

	RET	FC	YDS	AVG	LG	TD
Leonhard	9	2	115	12.8	45	0
<b>RAVENS</b>	<b>9</b>	<b>2</b>	<b>115</b>	<b>12.8</b>	<b>45</b>	<b>0</b>
<b>Opponents</b>	<b>10</b>	<b>4</b>	<b>44</b>	<b>4.4</b>	<b>25</b>	<b>0</b>

## KICKOFF RETURNS

	NO	YDS	AVG	LG	TD
Zbikowski	3	68	22.7	31	0
Figurs	2	19	9.5	18	0
Rice	2	31	15.5	17	0
L. McClain	1	23	23.0	23	0
Wilcox	1	14	14.0	14	0
<b>RAVENS</b>	<b>9</b>	<b>155</b>	<b>17.2</b>	<b>31</b>	<b>0</b>
<b>Opponents</b>	<b>10</b>	<b>237</b>	<b>23.7</b>	<b>34</b>	<b>0</b>

## FIELD GOALS

	1-19	20-29	30-39	40-49	50+
Stover	0/0	2/2	1/1	1/1	0/0
<b>RAVENS</b>	<b>0/0</b>	<b>2/2</b>	<b>1/1</b>	<b>1/1</b>	<b>0/0</b>
<b>Opponents</b>	<b>1/1</b>	<b>1/1</b>	<b>1/1</b>	<b>2/2</b>	<b>0/1</b>

Stover: (23G,31G)(21G,43G)()

RAVENS: (23G,31G)(21G,43G)()

Opponents: (19G)(51N,27G)(34G,42G,46G)

	TD	TD%	INT	INT%	LG	SACK/LOST	RATING
Flacco	1	1.3	3	4.0	48t	3/16	50.8
<b>RAVENS</b>	<b>1</b>	<b>1.3</b>	<b>3</b>	<b>4.0</b>	<b>48t</b>	<b>3/16</b>	<b>50.8</b>
<b>Opponents</b>	<b>2</b>	<b>1.8</b>	<b>5</b>	<b>4.4</b>	<b>65t</b>	<b>8/66</b>	<b>68.0</b>

## DEFENSIVE

FROM COACHES VIDEO

PLAYER	TT	SOLO	AS	SACKS	YDS LOST	INT	RET. YDS	PD	FF	FR
Lewis, Ray	29	23	6	0	0	0	0	1	2	0
Scott, Bart	26	22	4	0	0	0	0	0	0	0
Leonhard, Jim	16	14	2	0.5	5	1	20	1	1	2
Washington, Fabian	15	13	2	0	0	1	12	3	0	1
Ngata, Haloti	12	10	2	1	8	0	0	0	0	0
Bannan, Justin	11	9	2	0	0	0	0	0	0	0
Suggs, Terrell	11	10	1	4	35	0	0	0	1	0
Douglas, Marques	8	4	4	1	7	0	0	0	1	0
Reed, Ed	7	6	1	0	0	2	76	3	0	0
Johnson, Jarret	6	6	0	0	0	0	0	0	1	0
Rolle, Samari	6	4	2	0	0	1	3	2	0	0
Ivy, Corey	5	5	0	0	0	0	0	1	0	0
Walker, Frank	5	5	0	0	0	0	0	2	0	0
Nakamura, Haruki	4	3	1	0.5	5	0	0	0	0	0
McKinney, Brandon	3	2	1	0	0	0	0	0	0	0
Pryce, Trevor	3	3	0	1	6	0	0	1	0	0
Oglesby, Evan	2	2	0	0	0	0	0	0	0	0
Zbikowski, Tom	2	1	1	0	0	0	0	0	0	0
McClain, Jameel	1	1	0	0	0	0	0	0	0	0
<b>TOTALS</b>	<b>172</b>	<b>143</b>	<b>29</b>	<b>8</b>	<b>66</b>	<b>5</b>	<b>111</b>	<b>14</b>	<b>5</b>	<b>4</b>

## SPECIAL TEAMS

FROM COACHES VIDEO

PLAYER	TT	SOLO	AS	FF	FR	BK
Ayanbadejo, Brendon	3	3	0	0	0	0
Greisen, Nick	3	3	0	0	0	0
McClain, Jameel	3	2	1	0	0	0
Nakamura, Haruki	3	3	0	0	0	0
Smith, Marcus	3	3	0	0	0	0
Stone, Daren	2	1	1	0	0	0
Jones, Edgar	1	1	0	0	0	0
Katula, Matt	1	1	0	0	0	0
Oglesby, Evan	1	0	1	0	0	0
Walker, Frank	1	1	0	0	0	1
Wilcox, Daniel	1	0	1	0	0	0
Zbikowski, Tom	1	0	1	0	0	0
Leonhard, Jim	0	0	0	0	1	0
<b>TOTALS</b>	<b>23</b>	<b>18</b>	<b>5</b>	<b>0</b>	<b>1</b>	<b>1</b>

# 2009 STATISTICS

## RESULTS AND ATTENDANCE

### WON 9, LOST 7

#### WILD CARD/AFC DIVISIONAL GAME

Date	Result	Score	Opponent	Attendance
09/13	W	38-24	Kansas City	71,099
09/20	W	31-26	at San Diego	66,882
09/27	W	34-3	Cleveland	70,950
10/04	L	21-27	at New England	68,756
10/11	L	14-17	Cincinnati	71,161
10/18	L	31-33	at Minnesota	63,689
11/01	W	30-7	Denver	71,132
11/08	L	7-17	at Cincinnati	64,313
11/16	W	16-0	at Cleveland	69,023
11/22	L	15-17	Indianapolis	71,320
11/29	W	20-17 OT	Pittsburgh	71,314
12/07	L	14-27	at Green Bay	70,286
12/13	W	48-3	Detroit	70,673
12/20	W	31-7	Chicago	71,011
12/27	L	20-23	at Pittsburgh	64,068
01/03	W	21-13	at Oakland	38,400

## TEAM STATISTICS

	RAVENS	OPPONENT
<b>TOTAL FIRST DOWNS</b>	<b>320</b>	<b>280</b>
Rushing	115	82
Passing	187	164
Penalty	18	34
3rd Down: Made/Att	89/214	80/218
3rd Down Pct.	41.6%	36.7%
4th Down: Made/Att	6/13	7/17
4th Down Pct.	46.2%	41.2%
<b>POSSESSION AVG.</b>	<b>29:18</b>	<b>30:42</b>
<b>TOTAL NET YARDS</b>	<b>5619</b>	<b>4808</b>
Avg. Per Game	351.2	300.5
Total Plays	1014	991
Avg. Per Play	5.5	4.9
<b>NET YARDS RUSHING</b>	<b>2200</b>	<b>1492</b>
Avg. Per Game	137.5	93.3
Total Rushes	468	435
<b>NET YARDS PASSING</b>	<b>3419</b>	<b>3316</b>
Avg. Per Game	213.7	207.3
Sacked/Yards Lost	36/218	32/190
Gross Yards	3637	3506
Attempts/Completions	510/321	524/306
Completion Pct.	62.9%	58.4%
Had Intercepted	13	22
<b>PUNTS/AVERAGE</b>	<b>74/43.1</b>	<b>79/43.4</b>
<b>NET PUNTING AVG.</b>	<b>37.9</b>	<b>37.2</b>
<b>PENALTIES/YARDS</b>	<b>115/1094</b>	<b>88/741</b>
<b>FUMBLES/BALL LOST</b>	<b>19/9</b>	<b>20/10</b>
<b>TOUCHDOWNS</b>	<b>47</b>	<b>27</b>
Rushing	22	8
Passing	21	17
Returns	4	2

## SCORE BY PERIODS

	1	2	3	4	OT	PTS
RAVENS	77	81	123	107	3	391
Opponents	57	95	47	62	0	261

SCORING	TD	RU	PA	RT	K/PAT	FG	S	PTS
McGahee	14	12	2	0	0/0	0/0	0	84
Cundiff	0	0	0	0	19/19	12/17	0	55
Hauschka	0	0	0	0	27/28	9/13	0	54
Rice	8	7	1	0	0/0	0/0	0	48
Mason	7	0	7	0	0/0	0/0	0	42
Heap	6	0	6	0	0/0	0/0	0	36
Clayton	2	0	2	0	0/0	0/0	0	12
L. McClain	2	2	0	0	0/0	0/0	0	12
K. Washington	2	0	2	0	0/0	0/0	0	12
Edwards	1	0	0	1	0/0	0/0	0	6
Landry	1	0	0	1	0/0	0/0	0	6
Reed	1	0	0	1	0/0	0/0	0	6
T. Smith	1	1	0	0	0/0	0/0	0	6
Webb	1	0	0	1	0/0	0/0	0	6
D. Williams	1	0	1	0	0/0	0/0	0	6
<b>RAVENS</b>	<b>47</b>	<b>22</b>	<b>21</b>	<b>4</b>	<b>46/47</b>	<b>21/30</b>	<b>0</b>	<b>391</b>
<b>Opponents</b>	<b>27</b>	<b>8</b>	<b>17</b>	<b>2</b>	<b>27/27</b>	<b>24/27</b>	<b>0</b>	<b>261</b>

## 2-PT. CONVERSIONS: RAVENS 0-0, Opponents 0-0

**SACKS:** Pryce 6.5, J. Johnson 6, Suggs 4.5, Barnes 3, Gregg 3, Lewis 3, Carr 1.5, Ngata 1.5, Ayanbadejo 1, Edwards 1, Webb 1, **RAVENS 32, Opponents 36**

**FUM/LOST:** Flacco 8/2, Reed 3/1, Rice 3/3, Carr 2/1, Clayton 1/1, Heap 1/0, McGahee 1/1

## RUSHING

	NO	YDS	AVG	LG	TD
Rice	254	1339	5.3	59t	7
McGahee	109	544	5.0	77t	12
L. McClain	46	180	3.9	20	2
Flacco	35	56	1.6	10	0
T. Smith	8	31	3.9	15t	1
Clayton	4	28	7.0	12	0
Parmele	5	17	3.4	7	0
Heap	1	2	2.0	2	0
Mason	1	2	2.0	2	0
K. Washington	1	1	1.0	1	0
Lawrence	4	0	0.0	4	0
<b>RAVENS</b>	<b>468</b>	<b>2200</b>	<b>4.7</b>	<b>77t</b>	<b>22</b>
<b>Opponents</b>	<b>435</b>	<b>1492</b>	<b>3.4</b>	<b>58</b>	<b>8</b>

## RECEIVING

	NO	YDS	AVG	LG	TD
Rice	78	702	9.0	63	1
Mason	73	1028	14.1	72t	7
Heap	53	593	11.2	31	6
Clayton	34	480	14.1	54	2
K. Washington	34	431	12.7	28	2
L. McClain	21	141	6.7	19	0
McGahee	15	85	5.7	14	2
D. Williams	8	142	17.8	34	1
L. Smith	2	31	15.5	26	0
Jones	1	8	8.0	8	0
Lawrence	1	4	4.0	4	0
Oher	1	-8	-8.0	-8	0
<b>RAVENS</b>	<b>321</b>	<b>3637</b>	<b>11.3</b>	<b>72t</b>	<b>21</b>
<b>Opponents</b>	<b>306</b>	<b>3506</b>	<b>11.5</b>	<b>81t</b>	<b>17</b>

## INTERCEPTIONS

	NO	YDS	AVG	LG	TD
Landry	4	89	22.3	48t	1
Foxworth	4	34	8.5	19	0
Reed	3	111	37.0	52t	1
Carr	2	24	12.0	13	0
Zbikowski	2	13	6.5	21	0
Johnson	2	8	4.0	8	0
Ellerbe	1	28	28.0	28	0
Kruger	1	26	26.0	26	0
Barnes	1	4	4.0	4	0
Ayanbadejo	1	0	0.0	0	0
Walker	1	0	0.0	0	0
Lewis	0	9	----	9	0
<b>RAVENS</b>	<b>22</b>	<b>346</b>	<b>15.7</b>	<b>52t</b>	<b>2</b>
<b>Opponents</b>	<b>13</b>	<b>195</b>	<b>15.0</b>	<b>70</b>	<b>0</b>

## PUNTING

	NO	YDS	AVG	NET	TB	IN	LG	BLK
Koch	73	3188	43.7	37.9	5	26	60	1
<b>RAVENS</b>	<b>74</b>	<b>3188</b>	<b>43.1</b>	<b>37.9</b>	<b>5</b>	<b>26</b>	<b>60</b>	<b>1</b>
<b>Opponents</b>	<b>79</b>	<b>3426</b>	<b>43.4</b>	<b>37.2</b>	<b>10</b>	<b>24</b>	<b>61</b>	<b>0</b>

## PUNT RETURNS

	RET	FC	YDS	AVG	LG	TD
Carr	32	17	262	8.2	34	0
Reed	7	1	29	4.1	9	0
Webb	0	0	-1	----	-1	0
<b>RAVENS</b>	<b>39</b>	<b>18</b>	<b>290</b>	<b>7.4</b>	<b>34</b>	<b>0</b>
<b>Opponents</b>	<b>38</b>	<b>12</b>	<b>287</b>	<b>7.6</b>	<b>49t</b>	<b>1</b>

## KICKOFF RETURNS

	NO	YDS	AVG	LG	TD
Webb	35	918	26.2	95t	1
Carr	13	315	24.2	41	0
Parmele	9	283	31.4	53	0
Edwards	1	14	14.0	14	0
L. McClain	1	17	17.0	17	0
<b>RAVENS</b>	<b>59</b>	<b>1547</b>	<b>26.2</b>	<b>95t</b>	<b>1</b>
<b>Opponents</b>	<b>77</b>	<b>1565</b>	<b>20.3</b>	<b>53</b>	<b>0</b>

## FIELD GOALS

	1-19	20-29	30-39	40-49	50+	
Cundiff	Bal.	0/0	5/5	4/7	3/3	0/2
Hauschka	0/0	1/1	5/7	3/5	0/0	
<b>RAVENS</b>	<b>0/0</b>	<b>6/6</b>	<b>9/14</b>	<b>6/8</b>	<b>0/2</b>	
<b>Opponents</b>	<b>0/0</b>	<b>12/12</b>	<b>9/11</b>	<b>2/3</b>	<b>1/1</b>	

**Cundiff:** (games 10-16) (46G, 44G, 38G, 36G, 30N, 20G) (24G, 56N, 29G) () (38G, 25G) (30N, 40G) (27G, 35G) (37N, 51N)  
**Hauschka:** (games 1-9) (44G, 41N) (33G) (36G, 33G) () (29G, 44N) (43G, 35G, 31G) (38N) (36N, 44G)  
**Opponents:** (53G) (29G, 22G, 23G, 25G) (29G) (32G, 33G) (32B, 32G) (40G, 22G, 29G, 31G) () (23G) () (25G) (44G) (28G, 38N, 32G) (45N, 22G) () (26G, 39G, 38G) (37G, 39G)

PASSING	ATT	COMP	YARDS	COMP%	YDS/ATT	TD	TD%	INT	INT%	LG	SACK/LOST	RATING
Flacco	499	315	3613	63.1%	7.2	21	4.2%	12	2.4%	72t	36/218	88.9
T. Smith	9	5	24	55.6%	2.7	0	0.0%	1	11.1%	9	0/0	21.3
Clayton	1	1	0	100.0%	0.0	0	0.0%	0	0.0%	0	0/0	79.2
Rice	1	0	0	0.0%	0.0	0	0.0%	0	0.0%	----	0/0	39.6
<b>RAVENS</b>	<b>510</b>	<b>321</b>	<b>3637</b>	<b>62.9%</b>	<b>7.1</b>	<b>21</b>	<b>4.1%</b>	<b>13</b>	<b>2.5%</b>	<b>72t</b>	<b>36/218</b>	<b>87.4</b>
<b>Opponents</b>	<b>524</b>	<b>306</b>	<b>3506</b>	<b>58.4%</b>	<b>6.7</b>	<b>17</b>	<b>3.2%</b>	<b>22</b>	<b>4.2%</b>	<b>81t</b>	<b>32/190</b>	<b>71.9</b>



# 2009 STATISTICS

## DEFENSIVE

PLAYER	FROM COACHES VIDEO									
	TT	SOLO	AS SACKS	LOST	INT	YDS	PD	FF	FR	FR
Lewis, Ray	164	100	64	3	16	0	9	6	3	1
Landry, Dawan	82	74	8	0	0	4	89	11	0	0
Johnson, Jarret	70	49	21	6	45	2	8	4	1	0
Gregg, Kelly	64	40	24	3	3	0	0	0	0	0
Foxworth, Domonique	62	51	11	0	0	4	34	21	0	1
Suggs, Terrell	58	41	17	4.5	33	0	0	5	1	1
Ellerbe, Dannell	55	37	18	0	0	1	28	4	0	1
Reed, Ed	54	50	4	0	0	3	111	6	3	1
Gooden, Tavares	52	29	23	0	0	0	0	2	0	0
Edwards, Dwan	50	30	20	1	2	0	0	1	0	2
Ngata, Haloti	41	23	18	1.5	13	0	0	0	1	1
Washington, Fabian	41	33	8	0	0	0	0	8	0	0
Carr, Chris	39	31	8	1.5	13.5	2	24	9	2	0
Bannan, Justin	37	23	14	0	0	0	0	0	0	0
Pryce, Trevor	37	23	14	6.5	40.5	0	0	0	1	0
Webb, Lardarius	36	25	11	1	4	0	0	6	0	0
McClain, Jameel	29	17	12	0	0	0	0	0	0	0
Ayanbadejo, Brendon	22	14	8	1	5	1	0	1	0	0
Zbikowski, Tom	16	15	1	0	0	2	13	4	0	0
Walker, Frank	14	8	6	0	0	1	0	4	0	1
Kruger, Paul	12	4	8	0	0	1	26	4	0	0
Barnes, Antwan	7	6	1	3	15	1	4	1	1	0
McKinney, Brandon	3	1	2	0	0	0	0	0	0	0
Burgess, Prescott	2	0	2	0	0	0	0	0	0	0
Nakamura, Haruki	1	1	0	0	0	0	0	0	0	0
Talavou, Kelly	1	1	0	0	0	0	0	0	0	0
Williams, Cary	1	1	0	0	0	0	0	0	0	0
Ivy, Corey	0	0	0	0	0	0	0	1	0	0
<b>Totals</b>	<b>1050</b>	<b>727</b>	<b>323</b>	<b>32</b>	<b>190</b>	<b>22</b>	<b>346</b>	<b>98</b>	<b>13</b>	<b>9</b>

## SPECIAL TEAMS

PLAYER	FROM COACHES VIDEO					
	TT	SOLO	AS	FF	FR	BK
Burgess, Prescott	34	18	16	0	0	0
McClain, Jameel	33	16	17	1	0	0
Zbikowski, Tom	28	19	9	0	0	0
Jones, Edgar	19	12	7	0	0	0
Lawrence, Matt	16	7	9	1	0	0
Gooden, Tavares	13	8	5	0	0	0
Webb, Lardarius	11	6	5	0	0	0
Carr, Chris	10	7	3	0	0	0
Landry, Dawan	10	9	1	0	0	0
Tyree, David	10	9	1	0	0	0
Ellerbe, Dannell	8	8	0	0	0	0
Barnes, Antwan	7	5	2	0	0	0
Nakamura, Haruki	7	4	3	1	0	0
Parmele, Jalen	7	5	2	0	1	0
Ayanbadejo, Brendon	6	6	0	0	0	0
Williams, Cary	5	4	1	2	0	0
Katula, Matt	4	2	2	0	0	0
Walker, Frank	3	3	0	0	0	0
Gerard, K.J.	2	2	0	0	0	0
Hauschka, Steve	2	2	0	0	0	0
Harper, Justin	1	0	1	0	0	0
McClain, LeRon	1	1	0	0	0	0
Paschal, Marcus	1	0	1	0	0	0
Washington, Kelley	1	1	0	0	0	0
Gregg, Kelly	0	0	0	0	0	1
<b>Totals</b>	<b>241</b>	<b>155</b>	<b>86</b>	<b>5</b>	<b>1</b>	<b>2</b>

## TOP THREE

SOLO	SACKS	FF	FR	PD
100 Ray Lewis	6.5 Trevor Pryce	3 Ray Lewis	2 Dwan Edwards	21 Domonique Foxworth
74 Dawan Landry	6 Jarret Johnson	Ed Reed	1 7 Players	11 Dawan Landry
51 Domonique Foxworth	4.5 Terrell Suggs	2 Chris Carr		9 Chris Carr

## USUAL STARTERS

OFFENSE		DEFENSE	
WR 89 Mark Clayton	DT 92 Haloti Ngata	LT 71 Jared Gaither	NT 97 Kelly Gregg
LG 66 Ben Grubbs	DE 93 Dwan Edwards	C 77 Matt Birk	SLB 95 Jarret Johnson
RG 73 Marshal Yanda	MIKE 52 Ray Lewis	RT 74 Michael Oher	JACK 56 Tavares Gooden
TE 86 Todd Heap	RLB 55 Terrell Suggs	QB 5 Joe Flacco	RCB 24 Domonique Foxworth
WR 85 Derrick Mason	LCB 31 Fabian Washington	RB 27 Ray Rice	SS 26 Dawan Landry
FB 33 LeRon McClain	FS 20 Ed Reed		

## COACHES

**John Harbaugh**, Head Coach; **Jerry Rosburg**, Asst. Head Coach/  
Special Teams Coordinator; **Cam Cameron**, Offensive Coordinator;  
**Greg Mattison**, Defensive Coordinator; **Roy Anderson**, Defensive  
Asst.; **Clarence Brooks**, Defensive Line; **Jason Brooks**, Asst. to the  
Offense; **Mark Carrier**, Defensive Backs; **John Dunn**, Asst. Strength  
and Conditioning; **Vic Fangio**, Linebackers; **Wade Harman**, Tight Ends;  
**Jim Hostler**, Wide Receivers; **Hue Jackson**, Quarterbacks; **Marwan  
Maalouf**, Asst. Special Teams; **John Matsko**, Offensive Line; **Andy  
Moeller**, Asst. Offensive Line; **Wilbert Montgomery**, Running Backs;  
**Chuck Pagano**, Secondary; **Bob Rogucki**, Strength and Conditioning;  
**Craig Ver Steeg**, Offensive Asst.; **Matt Weiss**, Head Coach's Asst.

## RAVENS HONOR ROLL

**AP All-Pro:** LB Ray Lewis (1st Team), FB LeRon McClain (2nd Team), DT Haloti Ngata (2nd Team), S Ed Reed (2nd Team), RB Ray Rice (2nd Team)  
**Pro Bowl:** LB Ray Lewis (starter), FB LeRon McClain (starter), DT Haloti Ngata (starter), S Ed Reed (starter), RB Ray Rice  
**Pro Bowl Alternate:** G Ben Grubbs (first)  
**Pro Football Weekly/PFWA's All-NFL Team:** DT Haloti Ngata; T Michael Oher (Rookie)  
**USA Today's All-Joe Team:** QB Joe Flacco, T Michael Oher  
**NFL Players of the Week/Month:** LB Brendon Ayanbadejo (Week 3) - Defense, CB Domonique Foxworth (Week 15) - Defense,  
RB Willis McGahee (Week 17) - Offense, T Michael Oher (Rookie, December)  
**Ed Block Courage Award:** S Dawan Landry  
**Ravens Roost Unsung Hero:** C Matt Birk  
**Ravens Roost Extra Effort:** CB Domonique Foxworth  
**Ravens Nest Player of the Year:** DT Haloti Ngata

## SEASON TRENDS

	Reg.	Post.		Reg.	Post.
Record	9-7	1-1	When Scoring First	8-1	1-0
vs. AFC North	3-3	0-0	When Not Scoring First	1-6	0-1
vs. AFC	7-5	1-1	Positive or even Turnover Ratio	7-3	1-0
vs. NFC	2-2	0-0	Negative Turnover Ratio	2-4	0-1
Home	6-2	0-0	Winning Penalty Ratio	1-1	1-0
Away	3-5	1-1	Losing Penalty Ratio	7-6	0-1
On Grass	3-2	0-0	Overtime	1-0	0-0
Artificial Turf	6-5	1-1	With a 100-Yard Rusher	3-2	1-0
Outdoors	9-6	1-0	With a 100-Yard Receiver	2-2	0-0
Indoors	0-1	0-1	Without a 100-yard Rusher	6-5	0-1
Leading at Halftime	8-1	1-0	Without a 100-yard Receiver	7-5	1-1
Trailing at Halftime	0-6	0-1	When Allowing a 100-Yard Rusher	0-3	0-0
Tied at Halftime	1-0	0-0	When Not Allowing a 100-Yard Rusher	9-4	1-1
Tied After 3 Quarters	0-1	0-0	When Allowing a 100-Yard Receiver	1-2	0-0
Leading After 3 Quarters	9-0	1-0	When Not Allowing a 100-Yard Receiver	8-5	1-1
Trailing After 3 Quarters	0-6	0-1	With a 300-Yard Passer	2-1	0-0
Decided by 7 Points or less	2-5	0-0	Without a 300-Yard Passer	7-6	1-1
Decided by 3 Points or less	1-4	0-0	When Allowing a 300-Yard Passer	1-0	0-0
			When Not Allowing a 300-Yard Passer	8-7	1-1

# 2009 POSTSEASON STATISTICS

## RESULTS AND ATTENDANCE

### WON 1, LOST 1

01/10	W	33-14	at New England	68,756
01/16	L	3-20	at Indianapolis	67,535

## TEAM STATISTICS

	RAVENS	OPPONENT
<b>TOTAL FIRST DOWNS</b>	<b>28</b>	<b>37</b>
Rushing	15	7
Passing	13	25
Penalty	0	5
3rd Down: Made/Att	15/29	9/27
3rd Down Pct.	51.7	33.3
4th Down: Made/Att	0/2	2/3
4th Down Pct.	0.0	66.7
<b>POSSESSION AVG.</b>	<b>29:12</b>	<b>30:49</b>
<b>TOTAL NET YARDS</b>	<b>538</b>	<b>471</b>
Avg. Per Game	269.0	235.5
Total Plays	117	134
Avg. Per Play	4.6	3.5
<b>NET YARDS RUSHING</b>	<b>321</b>	<b>106</b>
Avg. Per Game	160.5	53.0
Total Rushes	71	43
<b>NET YARDS PASSING</b>	<b>217</b>	<b>365</b>
Avg. Per Game	108.5	182.5
Sacked/Yards Lost	1/6	5/35
Gross Yards	223	400
Att./Completions	45/24	86/53
Completion Pct.	53.3	61.6
Had Intercepted	3	4
<b>PUNTS/AVERAGE</b>	<b>9/41.6</b>	<b>11/42.7</b>
<b>NET PUNTING AVG.</b>	<b>9/35.2</b>	<b>11/37.8</b>
<b>PENALTIES/YARDS</b>	<b>10/79</b>	<b>9/66</b>
<b>FUMBLES/BALL LOST</b>	<b>4/3</b>	<b>1/1</b>
<b>TOUCHDOWNS</b>	<b>4</b>	<b>4</b>
Rushing	4	0
Passing	0	4
Returns	0	0

SCORE BY PERIODS	1	2	3	4	OT	PTS
<b>RAVENS</b>	<b>27</b>	<b>0</b>	<b>3</b>	<b>6</b>	<b>0</b>	<b>36</b>
<b>OPPONENTS</b>	<b>3</b>	<b>21</b>	<b>7</b>	<b>3</b>	<b>0</b>	<b>34</b>

SCORING	TD	RU	PA	RT	K/PAT	FG	S	PTS
Cundiff	0	0	0	0	3/3	3/3	0	12
Rice	2	2	0	0	0	0	0	12
L. McClain	1	1	0	0	0	0	0	6
McGahee	1	1	0	0	0	0	0	6
<b>RAVENS</b>	<b>4</b>	<b>4</b>	<b>0</b>	<b>0</b>	<b>3/3</b>	<b>3/3</b>	<b>0</b>	<b>36</b>
<b>Opponents</b>	<b>4</b>	<b>0</b>	<b>4</b>	<b>0</b>	<b>4/4</b>	<b>2/3</b>	<b>0</b>	<b>34</b>

**2-PT. CONVERSIONS: RAVENS 0-1, Opponents 0-0**

**SACKS:** Edwards 1, Johnson 1, Lewis 1, Ngata 1, Suggs 1, **RAVENS 5, Opponents 1**

**FUM/LOST:** Heap 1/0, Reed 1/1, Rice 1/1, Zbikowski 1/1

PASSING	ATT	COMP	YARDS	COMP%	YDS/ATT
Flacco	45	24	223	53.3	4.96
<b>RAVENS</b>	<b>45</b>	<b>24</b>	<b>223</b>	<b>53.3</b>	<b>4.96</b>
<b>Opponents</b>	<b>86</b>	<b>53</b>	<b>400</b>	<b>61.6</b>	<b>4.65</b>

## RUSHING

	NO	YDS	AVG	LG	TD
Rice	35	226	6.5	83t	2
McGahee	22	69	3.1	12	1
L. McClain	6	11	1.8	4	1
Clayton	1	8	8.0	8	0
Flacco	7	7	1.0	7	0
<b>RAVENS</b>	<b>71</b>	<b>321</b>	<b>4.5</b>	<b>83t</b>	<b>4</b>
<b>Opponents</b>	<b>43</b>	<b>106</b>	<b>2.5</b>	<b>13</b>	<b>0</b>

## RECEIVING

	NO	YDS	AVG	LG	TD
Rice	9	60	6.7	26	0
Mason	5	72	14.4	27	0
Heap	4	35	8.8	11	0
McGahee	2	20	10.0	13	0
Clayton	1	17	17.0	17	0
D. Williams	1	12	12.0	12	0
K. Washington	1	11	11.0	11	0
L. McClain	1	-4	-4.0	-4	0
<b>RAVENS</b>	<b>24</b>	<b>223</b>	<b>9.3</b>	<b>27</b>	<b>0</b>
<b>Opponents</b>	<b>53</b>	<b>400</b>	<b>7.5</b>	<b>24</b>	<b>4</b>

## INTERCEPTIONS

	NO	YDS	AVG	LG	TD
Reed	2	63	31.5	38	0
Landry	1	67	67.0	42	0
Carr	1	3	3.0	3	0
<b>RAVENS</b>	<b>4</b>	<b>133</b>	<b>33.3</b>	<b>50</b>	<b>0</b>
<b>Opponents</b>	<b>3</b>	<b>0</b>	<b>0.0</b>	<b>0</b>	<b>0</b>

PUNTING	NO	YDS	AVG	NET	TB	IN	LG	BLK
Koch	9	374	41.6	35.2	0	3	59	0
<b>RAVENS</b>	<b>9</b>	<b>374</b>	<b>41.6</b>	<b>35.2</b>	<b>0</b>	<b>3</b>	<b>59</b>	<b>0</b>
<b>Opponents</b>	<b>11</b>	<b>470</b>	<b>42.7</b>	<b>37.8</b>	<b>1</b>	<b>3</b>	<b>56</b>	<b>0</b>

PUNT RETURNS	RET	FC	YDS	AVG	LG	TD
Carr	3	3	34	11.3	34	0
Zbikowski	1	0	0	0.0	0	0
<b>RAVENS</b>	<b>4</b>	<b>3</b>	<b>34</b>	<b>8.5</b>	<b>34</b>	<b>0</b>
<b>Opponents</b>	<b>5</b>	<b>2</b>	<b>57</b>	<b>11.4</b>	<b>28</b>	<b>0</b>

KICKOFF RETURNS	NO	YDS	AVG	LG	TD
Parmele	5	97	19.4	26	0
L. McClain	1	9	9.0	9	0
Zbikowski	1	30	30.0	30	0
<b>RAVENS</b>	<b>7</b>	<b>136</b>	<b>19.4</b>	<b>30</b>	<b>0</b>
<b>Opponents</b>	<b>7</b>	<b>132</b>	<b>18.9</b>	<b>42</b>	<b>0</b>

FIELD GOALS	1-19	20-29	30-39	40-49	50+
Cundiff	0/0	3/3	0/0	0/0	0/0
<b>RAVENS</b>	<b>0/0</b>	<b>3/3</b>	<b>0/0</b>	<b>0/0</b>	<b>0/0</b>
<b>Opponents</b>	<b>0/0</b>	<b>0/0</b>	<b>1/1</b>	<b>1/2</b>	<b>0/0</b>

Cundiff: (27G,23G)(25G)  
**RAVENS:** (27G,23G)(25G)  
**Opponents:** (44N)(44G,33G)

	TD	TD%	INT	INT%	LG	SACK/LOST	RATING
Flacco	0	0.0	3	6.7	27	1/6	39.4
<b>RAVENS</b>	<b>0</b>	<b>0.0</b>	<b>3</b>	<b>6.7</b>	<b>27</b>	<b>1/6</b>	<b>39.4</b>
<b>Opponents</b>	<b>4</b>	<b>4.7</b>	<b>4</b>	<b>4.7</b>	<b>24</b>	<b>5/35</b>	<b>68.9</b>

## DEFENSIVE

FROM COACHES VIDEO

PLAYER	TT	SOLO	AS	SACKS	YDS		RET.		PD	FF	FR
					LOST	INT	YDS	PD			
Lewis, Ray	21	10	11	1	7	0	0	1	0	0	
Foxworth, Domonique	17	16	1	0	0	0	0	1	0	0	
Ellerbe, Dannell	16	15	1	0	0	0	0	0	0	0	
Carr, Chris	10	9	1	0	0	1	3	1	0	0	
Suggs, Terrell	10	7	3	1	9	0	0	0	1	1	
Edwards, Dwan	9	7	2	1	6	0	0	0	0	0	
Johnson, Jarret	8	7	1	1	4	0	0	0	0	0	
Landry, Dawan	7	4	3	0	0	1	67*	2	0	0	
Ngata, Haloti	7	4	3	1	9	0	0	0	0	0	
Walker, Frank	7	6	1	0	0	0	0	1	0	0	
Reed, Ed	6	3	3	0	0	2	63	3	0	0	
Gregg, Kelly	3	3	0	0	0	0	0	0	0	0	
Zbikowski, Tom	2	2	0	0	0	0	0	0	0	0	
Bannan, Justin	1	1	0	0	0	0	0	0	0	0	
Ivy, Corey	1	1	0	0	0	0	0	0	0	0	
<b>Totals</b>	<b>125</b>	<b>95</b>	<b>30</b>	<b>5</b>	<b>35</b>	<b>4</b>	<b>66</b>	<b>9</b>	<b>1</b>	<b>1</b>	

\*Dawan Landry had an INT at NE (1/10/10) and returned it 42 yards. He also took a lateral from Ed Reed after an INT, which Landry returned an additional 25 yards.

## SPECIAL TEAMS

FROM COACHES VIDEO

PLAYER	TT	SOLO	AS	FF	FR	BK
Landry, Dawan	3	2	1	0	0	0
Gooden, Tavares	2	2	0	0	0	0
Katula, Matt	2	2	0	0	0	0
Tyree, David	2	1	1	0	0	0
Foxworth, Domonique	1	1	0	0	0	0
Jones, Edgar	1	1	0	0	0	0
Parmele, Jalen	1	1	0	0	0	0
Walker, Frank	1	1	0	0	0	0
Zbikowski, Tom	1	1	0	0	0	0
<b>Totals</b>	<b>14</b>	<b>12</b>	<b>2</b>	<b>0</b>	<b>0</b>	<b>0</b>

# 2010 STATISTICS

## RESULTS AND ATTENDANCE

### WON 12, LOST 4

#### WILD CARD/DIVISIONAL GAME

09/13	W	10-9	at New York Jets	78,127
09/19	L	10-15	at Cincinnati	64,071
09/26	W	24-17	Cleveland	71,119
10/03	W	17-14	at Pittsburgh	64,729
10/10	W	31-17	Denver	71,246
10/17	L	20-23 OT	at New England	68,756
10/24	W	37-34 OT	Buffalo	71,220
11/07	W	26-10	Miami	71,305
11/11	L	21-26	at Atlanta	68,474
11/21	W	37-13	at Carolina	73,021
11/28	W	17-10	Tampa Bay	70,989
12/05	L	10-13	Pittsburgh	71,418
12/13	W	34-28 OT	at Houston	71,113
12/19	W	30-24	New Orleans	71,432
12/26	W	20-10	at Cleveland	65,028
01/02	W	13-7	Cincinnati	71,008

## TEAM STATISTICS

### TOTAL FIRST DOWNS

	RAVENS	OPPONENT
Rushing	97	79
Passing	175	187
Penalty	31	18
3rd Down: Made/Att	82/210	87/229
3rd Down Pct.	39.0	38.0
4th Down: Made/Att	4/10	6/12
4th Down Pct.	40.0	50.0
<b>POSSESSION AVG.</b>	<b>30:42</b>	<b>29:18</b>
<b>TOTAL NET YARDS</b>	<b>5166</b>	<b>5102</b>
Avg. Per Game	322.9	318.9
Total Plays	1018	1007
Avg. Per Play	5.1	5.1
<b>NET YARDS RUSHING</b>	<b>1831</b>	<b>1503</b>
Avg. Per Game	114.4	93.9
Total Rushes	487	384
<b>NET YARDS PASSING</b>	<b>3335</b>	<b>3599</b>
Avg. Per Game	208.4	224.9
Sacked/Yards Lost	40/294	27/190
Gross Yards	3629	3789
Att./Completions	491/308	596/349
Completion Pct.	62.7	58.6
Had Intercepted	10	19
<b>PUNTS/AVERAGE</b>	<b>81/43.6</b>	<b>89/43.5</b>
<b>NET PUNTING AVG.</b>	<b>81/39.2</b>	<b>89/39.1</b>
<b>PENALTIES/YARDS</b>	<b>90/673</b>	<b>117/984</b>
<b>FUMBLES/BALL LOST</b>	<b>22/10</b>	<b>24/8</b>
<b>TOUCHDOWNS</b>	<b>40</b>	<b>27</b>
Rushing	11	5
Passing	25	22
Returns	4	0

### SCORE BY PERIODS

	1	2	3	4	OT	PTS
<b>RAVENS</b>	<b>61</b>	<b>132</b>	<b>75</b>	<b>80</b>	<b>9</b>	<b>357</b>
<b>Opponents</b>	<b>51</b>	<b>73</b>	<b>24</b>	<b>119</b>	<b>3</b>	<b>270</b>

### SCORING

	TD	RU	PA	RT	K/PAT	FG	S	PTS
Cundiff	0	0	0	0	39/39	26/29	0	117
Boldin	7	0	7	0	0	0	0	42
Mason	7	0	7	0	0	0	0	42
McGahee	6	5	1	0	0	0	0	36
Rice	6	5	1	0	0	0	0	36
Heap	5	0	5	0	0	0	0	30
Houshmandzadeh	3	0	3	0	0	0	0	18
Dickson	1	0	1	0	0	0	0	6
Flacco	1	1	0	0	0	0	0	6
Landry	1	0	0	1	0	0	0	6
Lewis	1	0	0	1	0	0	0	6
D. Reed	1	0	0	1	0	0	0	6
Wilson	1	0	0	1	0	0	0	6
<b>RAVENS</b>	<b>40</b>	<b>11</b>	<b>25</b>	<b>4</b>	<b>39/39</b>	<b>26/29</b>	<b>0</b>	<b>357</b>
<b>Opponents</b>	<b>27</b>	<b>5</b>	<b>22</b>	<b>0</b>	<b>25/25</b>	<b>27/32</b>	<b>0</b>	<b>270</b>

### 2-PT. CONVERSIONS: RAVENS 0-0, Opponents 1-2

**SACKS:** Suggs 11, Ngata 5.5, Redding 3, Lewis 2, Johnson 1.5, Ellerbe 1, Kruger 1, Landry 1, J. McClain 1, **RAVENS 27, Opponents 40**

**FUM/LOST:** Flacco 9/4, McGahee 2/2, E. Reed 2/0, Webb 2/1, Boldin 1/1, Heap 1/0, Houshmandzadeh 1/0, Koch 1/0, Parmele 1/0, Stallworth 1/1, Wilson 1/1

PASSING	ATT	COMP	YARDS	COMP%	YDS/ATT	TD	TD%	INT	INT%	LG	SACK/LOST	RATING
Flacco	489	306	3622	62.6	7.41	25	5.1	10	2.0	67	40/294	93.6
Boldin	1	1	-6	100.0	-6.00	0	0.0	0	0.0	-6	0/0	79.2
Koch	1	1	13	100.0	13.00	0	0.0	0	0.0	13	0/0	118.8
<b>RAVENS</b>	<b>491</b>	<b>308</b>	<b>3629</b>	<b>62.7</b>	<b>7.39</b>	<b>25</b>	<b>5.1</b>	<b>10</b>	<b>2.0</b>	<b>67</b>	<b>40/294</b>	<b>93.6</b>
<b>Opponents</b>	<b>596</b>	<b>349</b>	<b>3789</b>	<b>58.6</b>	<b>6.36</b>	<b>22</b>	<b>3.7</b>	<b>19</b>	<b>3.2</b>	<b>88t</b>	<b>27/190</b>	<b>76.4</b>

## RUSHING

	NO	YDS	AVG	LG	TD
Rice	307	1220	4.0	50	5
McGahee	100	380	3.8	30t	5
L. McClain	28	85	3.0	16	0
Flacco	43	84	2.0	14	1
Stallworth	5	45	9.0	19	0
D. Reed	1	15	15.0	15	0
Boldin	2	2	1.0	3	0
Koch	1	0	0.0	0	0
<b>RAVENS</b>	<b>487</b>	<b>1831</b>	<b>3.8</b>	<b>50</b>	<b>11</b>
<b>Opponents</b>	<b>384</b>	<b>1503</b>	<b>3.9</b>	<b>48</b>	<b>5</b>

## RECEIVING

	NO	YDS	AVG	LG	TD
Boldin	64	837	13.1	61	7
Rice	63	556	8.8	34	1
Mason	61	802	13.1	42	7
Heap	40	599	15.0	65t	5
Houshmandzadeh	30	398	13.3	56t	3
L. McClain	21	134	6.4	19	0
McGahee	14	55	3.9	32t	1
Dickson	11	152	13.8	58	1
Stallworth	2	82	41.0	67	0
Williams	1	13	13.0	13	0
Pitta	1	1	1.0	1	0
<b>RAVENS</b>	<b>308</b>	<b>3629</b>	<b>11.8</b>	<b>67</b>	<b>25</b>
<b>Opponents</b>	<b>349</b>	<b>3789</b>	<b>10.9</b>	<b>88t</b>	<b>22</b>

## INTERCEPTIONS

	NO	YDS	AVG	LG	TD
E. Reed	8	183	22.9	44	0
Wilson	3	12	4.0	12t	1
Webb	2	32	16.0	32	0
Lewis	2	26	13.0	24t	1
Carr	2	13	6.5	12	0
Hamlin	1	0	0.0	0	0
Redding	1	0	0.0	0	0
Landry	0	23	---	23t	1
<b>RAVENS</b>	<b>19</b>	<b>289</b>	<b>15.2</b>	<b>44</b>	<b>3</b>
<b>Opponents</b>	<b>10</b>	<b>191</b>	<b>19.1</b>	<b>66</b>	<b>0</b>

## PUNTING

	NO	YDS	AVG	NET	TB	IN	LG	BLK
Koch	81	3530	43.6	39.2	4	39	60	0
<b>RAVENS</b>	<b>81</b>	<b>3530</b>	<b>43.6</b>	<b>39.2</b>	<b>4</b>	<b>39</b>	<b>60</b>	<b>0</b>
<b>Opponents</b>	<b>89</b>	<b>3875</b>	<b>43.5</b>	<b>39.1</b>	<b>4</b>	<b>26</b>	<b>65</b>	<b>0</b>

## PUNT RETURNS

	RET	FC	YDS	AVG	LG	TD
Webb	21	12	199	9.5	35	0
Zbikowski	16	8	101	6.3	20	0
Carr	3	0	8	2.7	10	0
E. Reed	3	6	11	3.7	9	0
<b>RAVENS</b>	<b>43</b>	<b>26</b>	<b>319</b>	<b>7.4</b>	<b>35</b>	<b>0</b>
<b>Opponents</b>	<b>34</b>	<b>22</b>	<b>275</b>	<b>8.1</b>	<b>32</b>	<b>0</b>

## KICKOFF RETURNS

	NO	YDS	AVG	LG	TD
Parmele	24	562	23.4	39	0
D. Reed	21	616	29.3	103t	1
Wilson	6	117	19.5	26	0
Zbikowski	3	48	16.0	20	0
Carr	1	14	14.0	14	0
Nakamura	0	0	---	---	0
<b>RAVENS</b>	<b>55</b>	<b>1357</b>	<b>24.7</b>	<b>103t</b>	<b>1</b>
<b>Opponents</b>	<b>38</b>	<b>987</b>	<b>26.0</b>	<b>64</b>	<b>0</b>

## FIELD GOALS

	0-9	10-19	20-29	30-39	40-49	50+
Cundiff	0/0	11/11	8/9	7/8	7/8	0/1
<b>RAVENS</b>	<b>0/0</b>	<b>11/11</b>	<b>8/9</b>	<b>7/8</b>	<b>7/8</b>	<b>0/1</b>
<b>Opponents</b>	<b>2/2</b>	<b>8/9</b>	<b>8/8</b>	<b>7/10</b>	<b>2/3</b>	

**Cundiff:** (25G) (38G) (51N, 49G) (46N, 33G) (37G) (26G, 25G) (41G, 48G, 38G) (26G, 39G, 37N, 20G, 24G) ( ) (22G, 33G, 49G) (45G) (24G) ( ) (33G, 32G, 27G) (27G, 40G) (25G, 47G)  
**Opponents:** (23G, 28G, 48G) (36G, 30G, 46G, 38G, 25G) (38G) (49N, 45N) (38G) (38G, 24G, 35G) (21G, 50G) (19G, 46N) (28G, 51G) (45G, 40G) (22G) (45G, 19G) (52N, 24G, 42G) (47G) (30G) (29N)



# 2010 STATISTICS

## DEFENSIVE

PLAYER	FROM COACHES VIDEO									
	TT	SOLO	AS	SACKS	LOST	INT	YDS	PD	FF	FR
Lewis, Ray	145	103	42	2	8	2	26	4	2	3
Landry, Dawan	111	83	28	1	10	0	23	3	1	1
McClain, Jameel	91	58	33	1	3	0	0	2	0	1
Johnson, Jarret	77	50	27	1.5	10	0	0	2	2	0
Carr, Chris	67	56	11	0	0	2	13	8	3	0
Ngata, Haloti	65	48	17	5.5	43	0	0	5	0	1
Webb, Lardarius	60	56	4	0	0	2	32	11	0	1
Suggs, Terrell	58	38	20	11	73	0	0	2	2	0
Gregg, Kelly	39	22	17	0	0	0	0	0	0	0
Reed, Ed	39	29	10	0	0	8	183	16	1	0
Redding, Cory	38	29	9	3	21	1	0	4	0	0
Wilson, Josh	36	35	1	0	0	3	12	15	0	0
Washington, Fabian	31	27	4	0	0	0	0	8	0	0
Ellerbe, Dannell	29	22	7	1	13	0	0	1	0	0
Nakamura, Haruki	16	12	4	0	0	0	0	1	0	0
Zbikowski, Tom	16	11	5	0	0	0	0	1	0	0
Gooden, Tavares	14	11	3	0	0	0	0	0	0	0
Cody, Terrence	13	5	8	0	0	0	0	0	0	0
McKinney, Brandon	9	5	4	0	0	0	0	0	0	0
Hamlin, Ken	3	2	1	0	0	1	0	1	0	0
Ayanbadejo, Brendon	2	2	0	0	0	0	0	0	1	0
Burgess, Prescott	2	0	2	0	0	0	0	0	0	0
Pryce, Trevor	1	0	1	0	0	0	0	0	0	0
Kruger, Paul	1	1	0	1	9	0	0	2	0	0
<b>Totals</b>	<b>963</b>	<b>705</b>	<b>258</b>	<b>27</b>	<b>190</b>	<b>19</b>	<b>289</b>	<b>86</b>	<b>12</b>	<b>7</b>

## SPECIAL TEAMS

PLAYER	FROM COACHES VIDEO					
	TT	SOLO	AS	FF	FR	BK
Burgess, Prescott	15	13	2	0	0	0
Nakamura, Haruki	13	13	0	0	0	0
Parmele, Jalen	12	10	2	1	0	0
Reed, David	11	10	1	1	0	0
Ellerbe, Dannell	6	3	3	0	0	0
McClain, Jameel	6	3	3	0	0	0
Phillips, Jason	6	4	2	1	0	0
Williams, Cary	6	6	0	0	0	0
Landry, Dawan	5	3	2	0	0	0
Smith, Marcus	5	4	1	0	0	0
Ayanbadejo, Brendon	4	2	2	0	0	0
Dickson, Ed	3	3	0	0	0	0
Gooden, Tavares	3	2	1	0	0	0
Cox, Morgan	2	1	1	0	0	0
Cundiff, Billy	2	2	0	0	0	0
Jones, Edgar	2	2	0	1	0	0
Wilson, Josh	2	2	0	0	1	0
Hamlin, Ken	1	0	1	0	1	0
Koch, Sam	1	1	0	0	0	0
Pitta, Dennis	1	1	0	0	0	0
Stallworth, Donte	1	1	0	0	0	0
Washington, Fabian	1	1	0	0	0	0
<b>Totals</b>	<b>108</b>	<b>87</b>	<b>21</b>	<b>4</b>	<b>2</b>	<b>0</b>

## USUAL STARTERS

OFFENSE		DEFENSE	
WR 85	Derrick Mason	DT 92	Haloti Ngata
LT 74	Michael Oher	NT 97	Kelly Gregg
LG 66	Ben Grubbs	DE 93	Cory Redding
C 77	Matt Birk	SAM 95	Jarret Johnson
RG 65	Chris Chester	MIKE 52	Ray Lewis
RT 73	Marshal Yanda	WILL 53	Jameel McClain
TE 86	Todd Heap	RUSH 55	Terrell Suggs
WR 81	Anquan Boldin	LCB 25	Chris Carr
QB 5	Joe Flacco	RCB 37	Josh Wilson
RB 27	Ray Rice	SS 26	Dawan Landry
FB 33	Le'Ron McClain	FS 20	Ed Reed

## COACHES

**John Harbaugh**, Head Coach; **Jerry Rosburg**, Asst. Head Coach/Special Teams Coordinator; **Cam Cameron**, Offensive Coordinator; **Greg Mattison**, Defensive Coordinator; **Roy Anderson**, Defensive Asst./Secondary; **Clarence Brooks**, Defensive Line; **Jason Brooks**, Asst. to the Offense; **John Dunn**, Asst. Strength and Conditioning; **Wade Harman**, Tight Ends; **Jim Hostler**, Wide Receivers; **Marwan Maalouf**, Asst. Special Teams; **John Matsko**, Offensive Line; **Andy Moeller**, Asst. Offensive Line; **Ted Monachino**, Outside Linebackers; **Wilbert Montgomery**, Running Backs; **Chuck Pagano**, Secondary; **Dean Pees**, Linebackers; **Bob Rogucki**, Strength and Conditioning; **Al Saunders**, Senior Offensive Asst.; **Craig Ver Steeg**, Offensive Asst.; **Matt Weiss**, Head Coach's Asst.; **Jim Zorn**, Quarterbacks

## RAVENS HONOR ROLL

### AP All-Pro:

LB Ray Lewis (1st Team), FB Le'Ron McClain (2nd Team)  
DT Haloti Ngata (2nd Team), S Ed Reed (2nd Team)  
RB Ray Rice (2nd Team)

### Pro Bowl:

K Billy Cundiff (starter), LB Ray Lewis (starter), DT Haloti Ngata (starter), S Ed Reed (starter), LB Terrell Suggs

### Pro Bowl Alternate:

G Ben Grubbs (first), P Sam Koch (first)

### Pro Football Weekly/PFWA's All-NFL Team:

K Billy Cundiff, DT Haloti Ngata, S Ed Reed

### Pro Football Weekly Golden Toe:

K Billy Cundiff

### USA Today's All-Joe Team:

DE Cory Redding

### NFL Players of the Week:

WR Anquan Boldin (Week 4) - Offense  
DT Haloti Ngata (Week 9) - Defense  
WR/RS David Reed (Week 14) - Special Teams  
RB Ray Rice (Week 15) - Offense  
S Ed Reed (Week 16) - Defense

### NFL Players of the Month:

S Ed Reed (Defense, December)  
LB Terrell Suggs (Defense, November)

### Ed Block Courage Award:

WR Donte' Stallworth

### Ravens Roost Unsung Hero:

K Billy Cundiff

### Ravens Roost Extra Effort:

LB Terrell Suggs

## SEASON TRENDS

	Reg.	Post.	Reg.	Post.
Record	12-4	1-1	7-2	1-0
vs. AFC North	4-2	0-1	5-2	0-1
vs. AFC	9-3	1-1	91-21	1-0
vs. NFC	3-1	0-0	3-2	0-1
Home	7-1	0-0	18-2	1-1
Away	5-3	1-1	3-1	0-0
On Grass	4-0	1-1	2-1	0-0
Artificial Turf	8-4	0-0	2-0	0-0
Outdoors	11-3	1-1	2-2	1-0
Indoors	1-1	0-0	10-4	1-1
Leading at Halftime	11-2	1-1	10-2	0-1
Trailing at Halftime	1-2	0-0	3-0	0-0
Tied at Halftime	0-0	0-0	9-4	1-1
Tied After 3 Quarters	0-0	0-1	4-1	0-0
Leading After 3 Quarters	12-2	1-0	8-3	1-1
Trailing After 3 Quarters	0-2	0-0	1-0	0-0
Decided by 7 Points or less	8-4	0-1	11-4	1-1
Decided by 3 Points or less	3-2	0-0	4-1	0-0
When Scoring First	7-2	1-1	8-3	1-1
When Not Scoring First	5-2	0-1	4-1	0-0
Positive or even Turnover Ratio	91-21	1-0	3-0	0-0
Negative Turnover Ratio	3-2	0-1	9-4	1-1
Winning Penalty Ratio	18-2	1-1	When Allowing a 100-Yard Rusher	3-0
Losing Penalty Ratio	3-1	0-0	When Not Allowing a 100-Yard Rusher	9-4
Overtime	2-1	0-0	When Allowing a 100-Yard Receiver	4-1
With a 100-Yard Rusher	2-0	0-0	When Not Allowing a 100-Yard Receiver	8-3
With a 100-Yard Receiver	2-2	1-0	With a 300-Yard Passer	1-0
Without a 100-yard Rusher	10-4	1-1	Without a 300-Yard Passer	11-4
Without a 100-yard Receiver	10-2	0-1	When Allowing a 300-Yard Passer	4-1
When Allowing a 100-Yard Rusher	3-0	0-0	When Not Allowing a 300-Yard Passer	8-3
When Not Allowing a 100-Yard Rusher	9-4	1-1		

# 2010 POSTSEASON STATISTICS

## RESULTS AND ATTENDANCE

### WON 1, LOST 1

01/09	W	30-7	at Kansas City	72,190
01/15	L	24-31	at Pittsburgh	64,879

## TEAM STATISTICS

	RAVENS	OPPONENT
<b>TOTAL FIRST DOWNS</b>	<b>28</b>	<b>37</b>
Rushing	6	13
Passing	27	13
Penalty	5	3
3rd Down: Made/Att	14/29	8/22
3rd Down Pct.	48.3	36.4
4th Down: Made/Att	1/2	1/3
4th Down Pct.	50.0	33.3
<b>POSSESSION AVG.</b>	<b>33:38</b>	<b>26:22</b>
<b>TOTAL NET YARDS</b>	<b>516</b>	<b>424</b>
Avg. Per Game	258.0	212.0
Total Plays	131	109
Avg. Per Play	3.9	3.9
<b>NET YARDS RUSHING</b>	<b>177</b>	<b>179</b>
Avg. Per Game	88.5	89.5
Total Rushes	58	50
<b>NET YARDS PASSING</b>	<b>339</b>	<b>245</b>
Avg. Per Game	169.5	122.5
Sacked/Yards Lost	9/51	9/51
Gross Yards	390	296
Att./Completions	64/41	50/28
Completion Pct.	64.1	56.0
Had Intercepted	1	3
<b>PUNTS/AVERAGE</b>	<b>6/46.2</b>	<b>7/49.6</b>
<b>NET PUNTING AVG.</b>	<b>6/39.2</b>	<b>7/35.7</b>
<b>PENALTIES/YARDS</b>	<b>8/94</b>	<b>14/133</b>
<b>FUMBLES/BALL LOST</b>	<b>5/4</b>	<b>4/4</b>
<b>TOUCHDOWNS</b>	<b>6</b>	<b>5</b>
Rushing	2	3
Passing	3	2
Returns	1	0

SCORE BY PERIODS	1	2	3	4	OT	PTS
RAVENS	7	14	13	10	0	54
OPPONENTS	14	0	14	10	0	38

SCORING	TD	RU	PA	RT	K/PAT	FG	S	PTS
Cundiff	0	0	0	0	6/6	4/4	0	18
Rice	2	1	1	0			0	12
Boldin	1	0	1	0			0	6
Heap	1	0	1	0			0	6
McGahee	1	1	0	0			0	6
Redding	1	0	0	1			0	6
<b>RAVENS</b>	<b>6</b>	<b>2</b>	<b>3</b>	<b>1</b>	<b>6/6</b>	<b>4/4</b>	<b>0</b>	<b>54</b>
<b>OPPONENTS</b>	<b>5</b>	<b>3</b>	<b>2</b>	<b>0</b>	<b>5/5</b>	<b>1/2</b>	<b>0</b>	<b>38</b>

**2-PT. CONVERSIONS:** RAVENS 0-1, Opponents 0-0

**SACKS:** Suggs 5, Lewis 1, Nakamura 1, Kruger 0.5, Landry 0.5, Ngata 0.5, Redding 0.5, **RAVENS 9, OPPONENTS 9**

**FUM/LOST:** Flacco 3/2, Nakamura 1/1, Rice 1/1

PASSING	ATT	COMP	YARDS	COMP%	YDS/ATT
Flacco	64	41	390	64.1	6.09
<b>RAVENS</b>	<b>64</b>	<b>41</b>	<b>390</b>	<b>64.1</b>	<b>6.09</b>
<b>OPPONENTS</b>	<b>50</b>	<b>28</b>	<b>296</b>	<b>56.0</b>	<b>5.92</b>

## RUSHING

	NO	YDS	AVG	LG	TD
Rice	29	89	3.1	14t	1
McGahee	14	48	3.4	25t	1
Flacco	9	25	2.8	13	0
Parmele	4	13	3.3	6	0
L. McClain	1	1	1.0	1	0
Stallworth	1	1	1.0	1	0
<b>RAVENS</b>	<b>58</b>	<b>177</b>	<b>3.1</b>	<b>25t</b>	<b>2</b>
<b>OPPONENTS</b>	<b>50</b>	<b>179</b>	<b>3.6</b>	<b>41t</b>	<b>3</b>

## RECEIVING

	NO	YDS	AVG	LG	TD
Heap	13	151	11.6	21	1
Rice	12	74	6.2	11	1
Boldin	6	62	10.3	27	1
Houshmandzadeh	4	66	16.5	28	0
McGahee	4	24	6.0	10	0
Mason	1	11	11.0	11	0
Dickson	1	2	2.0	2	0
<b>RAVENS</b>	<b>41</b>	<b>390</b>	<b>9.5</b>	<b>28</b>	<b>3</b>
<b>OPPONENTS</b>	<b>28</b>	<b>296</b>	<b>10.6</b>	<b>58</b>	<b>2</b>

## INTERCEPTIONS

	NO	YDS	AVG	LG	TD
Landry	1	9	9.0	9	0
Nakamura	1	3	3.0	3	0
Wilson	1	0	0.0	0	0
<b>RAVENS</b>	<b>3</b>	<b>12</b>	<b>4.0</b>	<b>9</b>	<b>0</b>
<b>OPPONENTS</b>	<b>1</b>	<b>17</b>	<b>17.0</b>	<b>17</b>	<b>0</b>

## PUNTING

	NO	YDS	AVG	NET	TB	IN	LG	BLK
Koch	6	277	46.2	39.2	1	4	61	0
<b>RAVENS</b>	<b>6</b>	<b>277</b>	<b>46.2</b>	<b>39.2</b>	<b>1</b>	<b>4</b>	<b>61</b>	<b>0</b>
<b>Opponents</b>	<b>7</b>	<b>347</b>	<b>49.6</b>	<b>35.7</b>	<b>3</b>	<b>2</b>	<b>55</b>	<b>0</b>

## PUNT RETURNS

	RET	FC	YDS	AVG	LG	TD
Webb	2	1	37	18.5	36	0
<b>RAVENS</b>	<b>2</b>	<b>1</b>	<b>37</b>	<b>18.5</b>	<b>36</b>	<b>0</b>
<b>Opponents</b>	<b>3</b>	<b>1</b>	<b>22</b>	<b>7.3</b>	<b>12</b>	<b>0</b>

## KICKOFF RETURNS

	NO	YDS	AVG	LG	TD
Parmele	3	65	21.7	29	0
L. McClain	2	22	11.0	12	0
Webb	2	59	29.5	38	0
<b>RAVENS</b>	<b>7</b>	<b>146</b>	<b>20.9</b>	<b>38</b>	<b>0</b>
<b>Opponents</b>	<b>9</b>	<b>184</b>	<b>20.4</b>	<b>36</b>	<b>0</b>

## FIELD GOALS

	1-19	20-29	30-39	40-49	50+
Cundiff	1/1	3/3	0/0	0/0	0/0
<b>RAVENS</b>	<b>1/1</b>	<b>3/3</b>	<b>0/0</b>	<b>0/0</b>	<b>0/0</b>
<b>OPPONENTS</b>	<b>0/0</b>	<b>0/0</b>	<b>1/1</b>	<b>0/1</b>	<b>0/0</b>

**Cundiff:** (19G,29G,29G)(24G)

**OPPONENTS:** ( )(43N,35G)

	TD	TD%	INT	INT%	LG	SACK/LOST	RATING
Flacco	3	4.7	1	1.6	28	9/51	90.0
<b>RAVENS</b>	<b>3</b>	<b>4.7</b>	<b>1</b>	<b>1.6</b>	<b>28</b>	<b>9/51</b>	<b>90.0</b>
<b>OPPONENTS</b>	<b>2</b>	<b>4.0</b>	<b>3</b>	<b>6.0</b>	<b>58</b>	<b>9/51</b>	<b>61.8</b>

## DEFENSIVE

FROM PRESS BOX STATS

PLAYER	TT	SOLO	AS	SACKS	YDS	LOST	INT	RET.	YDS	PD	FF	FR
Landry, Dawan	14	7	7	0.5	2	1	9	2	0	0	0	0
Lewis, Ray	13	9	4	1	10	0	0	0	1	0	0	0
Suggs, Terrell	10	9	1	5	25	0	0	0	1	0	0	0
McClain, Jameel	9	4	5	0	0	0	0	0	0	0	0	0
Carr, Chris	8	7	1	0	0	0	0	0	0	1	0	0
Ellerbe, Dannell	7	5	2	0	0	0	0	0	1	0	0	0
Reed, Ed	7	6	1	0	0	0	0	0	0	1	0	0
Webb, Lardarius	5	5	0	0	0	0	0	0	0	0	0	0
Gregg, Kelly	4	0	4	0	0	0	0	0	0	0	0	0
Johnson, Jarret	4	2	2	0	0	0	0	0	0	0	0	0
Ngata, Haloti	4	3	1	0.5	2	0	0	1	0	0	0	0
Wilson, Josh	4	4	0	0	0	1	0	3	0	0	0	0
McKinney, Brandon	3	2	1	0	0	0	0	1	0	1	0	1
Cody, Terrence	2	1	1	0	0	0	0	0	1	0	0	0
Nakamura, Haruki	2	2	0	1	3	1	3	1	0	0	0	0
Redding, Cory	2	0	2	0.5	4.5	0	0	0	0	1	0	0
Kruger, Paul	1	0	1	0.5	4.5	0	0	0	0	0	0	0
<b>Totals</b>	<b>99</b>	<b>66</b>	<b>33</b>	<b>9</b>	<b>51</b>	<b>3</b>	<b>12</b>	<b>8</b>	<b>4</b>	<b>4</b>	<b>4</b>	<b>4</b>

## SPECIAL TEAMS

FROM PRESS BOX STATS

PLAYER	TT	SOLO	AS	FF	FR	BK
Ayandadejo, Brendan	4	1	3	0	0	0
Burgess, Prescott	3	2	1	0	0	0
Ellerbe, Dannell	2	1	1	0	0	0
Gooden, Tavares	2	2	0	0	0	0
McClain, Jameel	2	2	0	0	0	0
Parmele, Jalen	2	1	1	0	0	0
Cundiff, Billy	1	1	0	0	0	0
Dickson, Ed	1	0	1	0	0	0
Landry, Dawan	1	1	0	0	0	0
Nakamura, Haruki	1	0	1	0	0	0
Smith, Marcus	1	0	1	0	0	0
<b>Totals</b>	<b>20</b>	<b>11</b>	<b>9</b>	<b>0</b>	<b>0</b>	<b>0</b>







# 2011 STATISTICS

## DEFENSIVE STATISTICS

PLAYER	TT	SOLO	AS	YDS		INT	RET.		PD	FF	FR
				SACKS	LOST		YDS	TD			
Lewis, Ray	95	72	23	2	16	1	4	7	2	0	
McClain, Jameel	81	47	34	1	4	1	8	5	0	2	
Williams, Cary	77	61	16	0	0	0	0	18	2	0	
Pollard, Bernard	75	55	20	2	14	1	0	13	3	1	
Suggs, Terrell	70	50	20	14	91	2	9	6	7	0	
Webb, Lardarius	68	55	13	1	5.5	5	81	20	1	0	
Ngata, Haloti	65	37	28	5	21	0	0	5	2	3	
Johnson, Jarret	56	40	16	2.5	20.5	0	0	3	1	1	
Reed, Ed	52	44	8	1	4	3	25	8	1	0	
Redding, Cory	43	29	14	4.5	25	0	0	2	0	1	
Cody, Terrence	34	21	13	0	0	0	0	1	0	0	
Ayanbadejo, Brendon	27	23	4	1.5	9	0	0	2	0	1	
McPhee, Pernell	23	16	7	6	31	0	0	2	1	1	
Carr, Chris	19	16	3	1	9	0	0	3	0	0	
Jones, Arthur	18	12	6	0	0	0	0	0	0	0	
Smith, Jimmy	18	18	0	0	0	2	48	8	0	0	
Ellerbe, Dannell	17	13	4	0	0	0	0	0	0	0	
Zbikowski, Tom	16	14	2	1	1	0	0	0	0	0	
Kruger, Paul	15	12	3	5.5	39	0	0	2	0	2	
McKinney, Brandon	14	8	6	0	0	0	0	0	1	0	
McClellan, Albert	7	5	2	0	0	0	0	0	0	0	
Brown, Chykie	3	3	0	0	0	0	0	1	0	0	
Gorrer, Danny	3	3	0	0	0	0	0	4	0	0	
Nakamura, Haruki	3	2	1	0	0	0	0	2	0	0	
Foxworth, Domanique	2	1	1	0	0	0	0	0	0	0	
Burgess, Prescott	1	0	1	0	0	0	0	0	0	0	
<b>Totals</b>	<b>902</b>	<b>657</b>	<b>245</b>	<b>48</b>	<b>290</b>	<b>15</b>	<b>175</b>	<b>112</b>	<b>21</b>	<b>12</b>	

## SPECIAL TEAMS STATISTICS

PLAYER	TT	SOLO	AS	FF	FR	BK
McClellan, Albert	12	10	2	0	0	0
Ayanbadejo, Brendon	9	9	0	0	1	0
Nakamura, Haruki	9	8	1	0	0	0
Zbikowski, Tom	7	7	0	0	0	0
Reed, David	4	3	1	0	0	0
Williams, LaQuan	4	3	1	0	0	0
Wilson, Kris	4	4	0	0	0	0
Jones, Edgar	3	3	0	0	0	0
Burgess, Prescott	2	2	0	0	0	0
Cook, Emanuel	2	2	0	0	0	0
Gorrer, Danny	2	2	0	0	0	0
McClellan, Jameel	2	2	0	0	0	0
Pitta, Dennis	2	1	1	0	0	0
Smith, Jimmy	2	2	0	0	0	0
Williams, Chavis	2	1	1	0	0	0
Brown, Chykie	1	1	0	0	0	0
Ellerbe, Dannell	1	1	0	0	0	0
Jones, Arthur	1	1	0	0	0	0
Koch, Sam	1	1	0	0	0	0
McCann, Bryan	1	0	1	0	0	0
<b>Totals</b>	<b>71</b>	<b>63</b>	<b>8</b>	<b>0</b>	<b>1</b>	<b>0</b>

Defensive and special teams statistics reflect press box stats.

## USUAL STARTING LINEUPS

OFFENSE			DEFENSE		
WR 81	Anquan Boldin	DT 92	Haloti Ngata		
LT 78	Bryant McKinnie	NT 62	Terrence Cody		
LG 66	Ben Grubbs	DE 93	Cory Redding		
C 77	Matt Birk	SAM 95	Jarret Johnson		
RG 73	Marshal Yanda	MIKE 52	Ray Lewis		
RT 74	Michael Oher	WILL 53	Jameel McClain		
TE 84	Ed Dickson	RUSH 55	Terrell Suggs		
WR 82	Torrey Smith	LCB 21	Lardarius Webb		
QB 5	Joe Flacco	RCB 29	Cary Williams		
RB 27	Ray Rice	SS 31	Bernard Pollard		
FB 44	Vonta Leach	FS 20	Ed Reed		

## RAVENS COACHES

**John Harbaugh**, Head Coach; **Jerry Rosburg**, Assistant Head Coach/Special Teams Coordinator; **Cam Cameron**, Offensive Coordinator; **Chuck Pagano**, Defensive Coordinator; **Roy Anderson**, Defensive Assistant/Secondary; **Teryl Austin**, Secondary; **Clarence Brooks**, Defensive Line; **Jason Brooks**, Offensive Quality Control; **Randy Brown**, Kicking Consultant; **John Dunn**, Assistant Strength and Conditioning; **Wade Harman**, Tight Ends; **Jim Hostler**, Wide Receivers; **Marwan Maalouf**, Assistant Special Teams; **Andy Moeller**, Offensive Line; **Ted Monachino**, Outside Linebackers; **Wilbert Montgomery**, Running Backs; **Dean Pees**, Linebackers; **Bob Rogucki**, Strength and Conditioning; **Craig Ver Steeg**, Offensive Assistant/Quarterbacks; **Todd Washington**, Assistant Offensive Line; **Matt Weiss**, Head Coach's Assistant

## RAVENS HONOR ROLL

**Def. Player of the Year (AP):** OLB Terrell Suggs  
**Def. Player of the Year (PFW/PFWA):** OLB Terrell Suggs  
**Def. Player of the Year (KC NFL 101):** OLB Terrell Suggs

**AP All-Pro:** OLB Terrell Suggs (1st Team), DT Haloti Ngata (1st Team), S Ed Reed (2nd Team), RB Ray Rice (2nd Team)

**Pro Bowl:** G Ben Grubbs, FB Vonta Leach (starter), LB Ray Lewis (starter), DT Haloti Ngata (starter), S Ed Reed (starter), RB Ray Rice (starter), OLB Terrell Suggs (starter), G Marshal Yanda

**Pro Football Weekly/PFWA's All-NFL Team:**  
 DT Haloti Ngata, OLB Terrell Suggs

**AFC Players of the Week:**  
 OLB Terrell Suggs (Week 1) - Defense  
 LB Ray Lewis (Week 3) - Defense  
 OLB Jarret Johnson (Week 4) - Defense  
 WR Torrey Smith (Week 11) - Offense  
 OLB Terrell Suggs (Week 12) - Defense  
 RB Ray Rice (Week 13) - Offense  
 OLB Terrell Suggs (Week 14) - Defense  
 RB Ray Rice (Week 17) - Offense

**AFC Player of the Month:**  
 OLB Terrell Suggs (Defense, December/January)

**Walter Payton NFL Man of the Year:** C Matt Birk

**Ed Block Courage Award:** LS Morgan Cox

**Ravens Roost Unsung Hero:** G Marshal Yanda

**Ravens Roost Extra Effort:** WR Torrey Smith

## RAVENS SEASON TRENDS

	Reg.	Post.		Reg.	Post.
Record	12-4	1-1	When Scoring First	10-0	0-0
vs. AFC North	6-0	0-0	When Not Scoring First	2-4	1-1
vs. AFC	9-3	1-1	Positive or even Turnover Ratio	9-0	1-1
vs. NFC	3-1	0-0	Negative Turnover Ratio	3-4	0-0
Home	8-0	1-0	Winning Penalty Ratio	6-1	1-0
Away	4-4	0-1	Losing Penalty Ratio	4-2	0-1
On Grass	2-3	0-0	Overtime	0-0	0-0
Artificial Turf	10-1	1-1	With a 100-Yard Rusher	6-0	0-0
Outdoors	11-4	1-1	Without a 100-yard Rusher	6-4	1-1
Indoors	1-0	0-0	With a 100-Yard Receiver	4-0	0-1
Leading at Halftime	11-0	1-0	Without a 100-yard Receiver	8-4	1-0
Trailing at Halftime	1-3	0-1	With a 300-Yard Passer	4-0	0-1
Tied at Halftime	0-1	0-0	Without a 300-Yard Passer	8-4	1-0
Tied After 3 Quarters	1-0	0-0	When Allowing a 100-Yard Rusher	1-2	1-0
Leading After 3 Quarters	10-0	1-1	When Not Allowing a 100-Yard Rusher	11-2	0-1
Trailing After 3 Quarters	1-4	0-0	When Allowing a 100-Yard Receiver	3-1	1-0
Decided by 7 Points or less	3-2	1-1	When Not Allowing a 100-Yard Receiver	9-3	0-1
Decided by 3 Points or less	2-0	0-1	When Allowing a 300-Yard Passer	2-1	0-0
			When Not Allowing a 300-Yard Passer	9-3	1-1

# 2011 POSTSEASON STATISTICS

## RESULTS AND ATTENDANCE

### WON 1, LOST 1

01/15	W	20-13	Houston (Div.)	71,547
01/22	L	20-23	at New England (AFC Champ.)	68,756

## TEAM STATISTICS

	RAVENS	OPPONENT
<b>TOTAL FIRST DOWNS</b>	<b>30</b>	<b>41</b>
Rushing	8	13
Passing	22	26
Penalty	0	2
3rd Down: Made/Att	13/33	10/26
3rd Down Pct.	39.4	38.5
4th Down: Made/Att	0/2	1/2
4th Down Pct.	0.0	50.0
<b>POSSESSION AVG.</b>	<b>32:26</b>	<b>27:34</b>
<b>TOTAL NET YARDS</b>	<b>625</b>	<b>645</b>
Avg. Per Game	312.5	322.5
Total Plays	133	131
Avg. Per Play	4.7	4.9
<b>NET YARDS RUSHING</b>	<b>203</b>	<b>227</b>
Avg. Per Game	101.5	113.5
Total Rushes	62	59
<b>NET YARDS PASSING</b>	<b>422</b>	<b>418</b>
Avg. Per Game	211.0	209.0
Sacked/Yards Lost	8/60	1/5
Gross Yards	482	423
Att./Completions	63/36	71/39
Completion Pct.	57.1	54.9
Had Intercepted	1	5
<b>PUNTS/AVERAGE</b>	<b>13/47.6</b>	<b>7/42.4</b>
<b>NET PUNTING AVG.</b>	<b>43.7</b>	<b>39.0</b>
<b>PENALTIES/YARDS</b>	<b>6/33</b>	<b>4/25</b>
<b>FUMBLES/BALL LOST</b>	<b>4/0</b>	<b>5/2</b>
<b>TOUCHDOWNS</b>	<b>4</b>	<b>3</b>
Rushing	0	3
Passing	4	0
Returns	0	0

## SCORE BY PERIODS

	1	2	3	4	OT	PTS
<b>RAVENS</b>	<b>17</b>	<b>10</b>	<b>10</b>	<b>3</b>	<b>0</b>	<b>40</b>
<b>Opponents</b>	<b>6</b>	<b>20</b>	<b>3</b>	<b>7</b>	<b>0</b>	<b>36</b>

## SCORING

	TD	RU	PA	RT	K/PAT	FG	S	PTS
Cundiff	0	0	0	0	4/4	4/5	0	16
Boldin	1	0	1	0	0	0	0	6
Pitta	1	0	1	0	0	0	0	6
T. Smith	1	0	1	0	0	0	0	6
Wilson	1	0	1	0	0	0	0	6
<b>RAVENS</b>	<b>4</b>	<b>0</b>	<b>4</b>	<b>0</b>	<b>4/4</b>	<b>4/5</b>	<b>0</b>	<b>40</b>
<b>Opponents</b>	<b>3</b>	<b>3</b>	<b>0</b>	<b>0</b>	<b>3/3</b>	<b>5/6</b>	<b>0</b>	<b>36</b>

**2-PT. CONVERSIONS:** RAVENS 0-0, Opponents 0-0

**SACKS:** Kruger 1, RAVENS 1, Opponents 8

**FUM/LOST:** Boldin 1/0, Flacco 1/0, Rice 1/0, Webb 1/0

## PASSING

	ATT	COMP	YARDS	COMP%	YDS/ATT	TD	TD%	INT	INT%	LG	SACK/LOST	RATING
Flacco	63	36	482	57.1	7.65	4	6.3	1	1.6	42	8/60	96.1
<b>RAVENS</b>	<b>63</b>	<b>36</b>	<b>482</b>	<b>57.1</b>	<b>7.65</b>	<b>4</b>	<b>6.3</b>	<b>1</b>	<b>1.6</b>	<b>42</b>	<b>8/60</b>	<b>96.1</b>
<b>Opponents</b>	<b>71</b>	<b>39</b>	<b>423</b>	<b>54.9</b>	<b>5.96</b>	<b>0</b>	<b>0.0</b>	<b>5</b>	<b>7.0</b>	<b>23</b>	<b>1/5</b>	<b>43.3</b>

## RUSHING

	NO	YDS	AVG	LG	TD
Rice	42	127	3.0	12	0
R. Williams	12	49	4.1	9	0
Flacco	6	26	4.3	14	0
Leach	2	-1	0.5	1	0
<b>RAVENS</b>	<b>62</b>	<b>203</b>	<b>3.3</b>	<b>14</b>	<b>0</b>
<b>Opponents</b>	<b>59</b>	<b>227</b>	<b>3.8</b>	<b>28</b>	<b>3</b>

## RECEIVING

	NO	YDS	AVG	LG	TD
Boldin	10	174	17.4	37	1
Pitta	7	70	10.0	16	1
Rice	5	31	6.2	20	0
T. Smith	4	91	22.8	42	1
Evans	4	69	17.3	30	0
Dickson	3	37	12.3	16	0
Leach	2	9	4.5	6	0
Wilson	1	1	1.0	11	1
<b>RAVENS</b>	<b>36</b>	<b>482</b>	<b>13.4</b>	<b>42</b>	<b>4</b>
<b>Opponents</b>	<b>39</b>	<b>423</b>	<b>10.8</b>	<b>23</b>	<b>0</b>

## INTERCEPTIONS

	NO	YDS	AVG	LG	TD
Webb	3	1	0.3	1	0
J. Smith	1	39	39.0	39	0
E. Reed	1	0	0.0	0	0
<b>RAVENS</b>	<b>5</b>	<b>40</b>	<b>8.0</b>	<b>39</b>	<b>0</b>
<b>Opponents</b>	<b>1</b>	<b>19</b>	<b>19.0</b>	<b>19</b>	<b>0</b>

## PUNTING

	NO	YDS	AVG	NET	TB	IN	LG	BLK
Koch	13	619	47.6	43.7	2	2	64	0
<b>RAVENS</b>	<b>13</b>	<b>619</b>	<b>47.6</b>	<b>43.7</b>	<b>2</b>	<b>2</b>	<b>64</b>	<b>0</b>
<b>Opponents</b>	<b>7</b>	<b>297</b>	<b>42.4</b>	<b>39.0</b>	<b>1</b>	<b>0</b>	<b>53</b>	<b>0</b>

## PUNT RETURNS

	RET	FC	YDS	AVG	LG	TD
Webb	1	4	4	4.0	4	0
<b>RAVENS</b>	<b>1</b>	<b>4</b>	<b>4</b>	<b>4.0</b>	<b>4</b>	<b>0</b>
<b>Opponents</b>	<b>9</b>	<b>1</b>	<b>11</b>	<b>1.2</b>	<b>10</b>	<b>0</b>

## KICKOFF RETURNS

	NO	YDS	AVG	LG	TD
Webb	1	25	25.0	25	0
Zbikowski	1	20	20.0	20	0
<b>RAVENS</b>	<b>2</b>	<b>45</b>	<b>22.5</b>	<b>25</b>	<b>0</b>
<b>Opponents</b>	<b>7</b>	<b>234</b>	<b>33.4</b>	<b>60</b>	<b>0</b>

## FIELD GOALS

	1-19	20-29	30-39	40-49	50+
Cundiff	0/0	1/1	1/2	2/2	0/0
<b>RAVENS</b>	<b>0/0</b>	<b>1/1</b>	<b>1/2</b>	<b>2/2</b>	<b>0/0</b>
<b>Opponents</b>	<b>0/0</b>	<b>2/2</b>	<b>2/2</b>	<b>1/1</b>	<b>0/1</b>

Cundiff: (48G,44G)(20G,39G,32N)

Opponents: (40G,33G,50N)(29G,35G,24G)

## DEFENSIVE STATISTICS

PLAYER	TT	SOLO	AS	YDS		RET.		PD	FF	FR
				SACKS	LOST	YDS	INT			
Lewis, Ray	20	12	8	0	0	0	0	1	0	0
Pollard, Bernard	17	10	7	0	0	0	0	1	0	0
Suggs, Terrell	11	7	4	0	0	0	0	1	0	0
Reed, Ed	10	9	1	0	0	1	0	6	0	0
Webb, Lardarius	10	8	2	0	0	3	1	5	0	0
Williams, Cary	10	5	5	0	0	0	0	0	0	0
Cody, Terrence	8	3	5	0	0	0	0	0	0	0
Ellerbe, Dannell	6	3	3	0	0	0	0	0	0	0
Johnson, Jarret	6	3	3	0	0	0	0	0	0	0
Ngata, Haloti	6	2	4	0	0	0	0	1	1	0
Redding, Cory	5	3	2	0	0	0	0	1	0	0
Kruger, Paul	3	2	1	1	5	0	0	0	0	0
McClain, Jameel	3	2	1	0	0	0	0	0	0	0
McKinney, Brandon	3	1	2	0	0	0	0	0	0	0
Smith, Jimmy	3	1	2	0	0	1	39	1	0	0
Ayanbadejo, Brendon	2	0	2	0	0	0	0	0	0	0
Nakamura, Haruki	1	0	1	0	0	0	0	0	0	0
Jones, Art	1	0	1	0	0	0	0	0	0	0
McPhee, Pernel	0	0	0	0	0	0	0	1	0	0
<b>Totals</b>	<b>125</b>	<b>71</b>	<b>54</b>	<b>1</b>	<b>5</b>	<b>5</b>	<b>40</b>	<b>18</b>	<b>1</b>	<b>0</b>

## SPECIAL TEAMS STATISTICS

PLAYER	TT	SOLO	AS	FF	FR	BK
Nakamura, Haruki	4	2	2	0	0	0
Cook, Emanuel	2	2	0	0	1	0
Jones, Edgar	2	2	0	0	0	0
McClellan, Albert	2	2	0	0	1	0
Zbikowski, Tom	2	1	1	0	0	0
Ayanbadejo, Brendon	1	1	0	0	0	0
Gorrer, Danny	1	1	0	0	0	0
McClain, Jameel	1	0	1	0	0	0
Williams, Cary	1	1	0	1	0	0
Williams, LaQuan	1	1	0	1	0	0
Smith, Jimmy	0	0	0	0	1	0
<b>Totals</b>	<b>17</b>	<b>13</b>	<b>4</b>	<b>2</b>	<b>3</b>	<b>0</b>

Defensive and special teams statistics reflect press box stats.

# 2012 STATISTICS

## RESULTS AND ATTENDANCE

WON 10, LOST 6 (AFC NORTH CHAMPIONS)

SUPER BOWL XLVII CHAMPIONS

Date	Result	Score	Opponent	Attendance
09/10	W	44-13	Cincinnati	71,064
09/16	L	23-24	at Philadelphia	69,144
09/23	W	31-30	New England	71,269
09/27	W	23-16	Cleveland	70,944
10/07	W	9-6	at Kansas City	68,803
10/14	W	31-29	Dallas	71,384
10/21	L	13-43	at Houston	71,708
11/04	W	25-15	at Cleveland	65,449
11/11	W	55-20	Oakland	71,339
11/18	W	13-10	at Pittsburgh	63,446
11/25	W	16-13 OT	at San Diego	57,882
12/02	L	20-23	Pittsburgh	71,442
12/09	L	28-31 OT	at Washington	81,178
12/16	L	17-34	Denver	71,317
12/23	W	33-14	New York Giants	71,470
12/30	L	17-23	at Cincinnati	61,565

## TEAM STATISTICS

### TOTAL FIRST DOWNS

Category	RAVENS	OPPONENT
Rushing	98	105
Passing	182	187
Penalty	34	34
3rd Down: Made/Att	80/217	83/232
3rd Down Pct.	36.9	35.8
4th Down: Made/Att	6/14	6/12
4th Down Pct.	42.9	50.0

### POSSESSION AVG.

Category	RAVENS	OPPONENT
Total Net Yards	5640	5615
Avg. Per Game	352.5	350.9
Total Plays	1042	1086
Avg. Per Play	5.4	5.2

### NET YARDS RUSHING

Category	RAVENS	OPPONENT
Avg. Per Game	118.8	122.8
Total Rushes	444	492

### NET YARDS PASSING

Category	RAVENS	OPPONENT
Avg. Per Game	233.7	228.1
Sacked/Yards Lost	38/257	37/250
Gross Yards	3996	3900
Att./Completions	560/334	557/335
Completion Pct.	59.6	60.1
Had Intercepted	11	13

### PUNTS/AVERAGE

Category	RAVENS	OPPONENT
Net Punting Avg.	83/40.8	89/46.2
Penalties/Yards	121/1127	89/41.2

### FUMBLES/BALL LOST

Category	RAVENS	OPPONENT
Touchdowns	44	33
Rushing	17	15
Passing	22	15
Returns	5	3

### SCORE BY PERIODS

Period	RAVENS	OPPONENTS
1	88	70
2	108	103
3	98	86
4	101	82
OT	3	3
PTS	398	344

### SCORING

Player	TD	RU	PA	RT	K/PAT	FG	S	PTS
Tucker	0	0	0	0	42/42	30/33	0	132
Rice	10	9	1	0			0	60
T. Smith	8	0	8	0			0	48
Pitta	7	0	7	0			0	42
Boldin	4	0	4	0			0	26
J. Jones	4	0	1	3			0	24
Flacco	3	3	0	0			0	18
Allen	1	1	0	0			0	6
Doss	1	0	1	0			0	6
Koch	1	1	0	0			0	6
Leach	1	1	0	0			0	6
Pierce	1	1	0	0			0	6
E. Reed	1	0	0	1			0	6
Taylor	1	1	0	0			0	6
C. Williams	1	0	0	1			0	6
RAVENS	44	17	22	5	42/42	30/33	0	398
Opponents	33	15	15	3	31/31	37/39	1	344

2-PT. CONVERSIONS: Boldin, RAVENS 1-2, Opponents 1-2

SACKS: Kruger 9, Ngata 5, Ellerbe 4.5, A. Jones 4.5, Pollard 2, Suggs 2, McPhee 1.5, Upshaw 1.5, Ayanbadejo 1, O. Brown 1, Ihedigbo 1, Kemoeatu 1, Lewis 1, McClellan 1, C. Williams 1, RAVENS 37, Opponents 38

FUM/LOST: Flacco 9/4, J. Jones 2/0, Gradkowski 1/0, Rice 1/0, D. Thompson 1/1

### PASSING

Player	ATT	COMP	YARDS	COMP%	YDS/ATT	TD	TD%	INT	INT%	LG	SACK/LOST	RATING
Flacco	531	317	3817	59.7%	7.19	22	4.1%	10	1.9%	61t	35/227	87.7
Taylor	29	17	179	58.6%	6.17	0	0.0%	1	3.4%	25	3/30	62.3
RAVENS	560	334	3996	59.6%	7.14	22	3.9%	11	2.0%	61t	38/257	86.4
Opponents	557	335	3900	60.1%	7.00	15	2.7%	13	2.3%	59	37/250	80.6

## RUSHING

Player	NO	YDS	AVG	LG	TD
Rice	257	1143	4.4	46	9
Pierce	108	532	4.9	78	1
Taylor	14	73	5.2	28	1
Allen	16	61	3.8	20	1
Leach	9	32	3.6	6	1
Flacco	32	22	0.7	16	3
Koch	2	17	8.5	10	1
T. Smith	3	9	3.0	13	0
J. Jones	1	6	6.0	6	0
Boldin	1	3	3.0	3	0
Considine	1	3	3.0	3	0
RAVENS	444	1901	4.3	78	17
Opponents	492	1965	4.0	31t	15

## RECEIVING

Player	NO	YDS	AVG	LG	TD
Boldin	65	921	14.2	43	4
Pitta	61	669	11.0	61t	7
Rice	61	478	7.8	43	1
T. Smith	49	855	17.4	54	8
J. Jones	30	406	13.5	47	1
Dickson	21	225	10.7	40	0
Leach	21	143	6.8	18	0
Doss	7	123	17.6	39	1
Pierce	7	47	6.7	11	0
D. Reed	5	66	13.2	23	0
D. Thompson	5	51	10.2	25	0
Allen	2	12	6.0	7	0
RAVENS	334	3996	12.0	61t	22
Opponents	335	3900	11.6	59	15

## INTERCEPTIONS

Player	NO	YDS	AVG	LG	TD
C. Williams	4	90	22.5	63t	1
E. Reed	4	78	19.5	34t	1
Graham	2	20	10.0	20	0
Webb	1	8	8.0	8	0
Kruger	1	0	0.0	0	0
Pollard	1	0	0.0	0	0
RAVENS	13	196	15.1	63t	2
Opponents	11	231	21.0	98t	3

## PUNTING

Player	NO	YDS	AVG	NET	TB	IN	LG	BLK
Koch	83	3911	47.1	40.8	7	28	60	0
RAVENS	83	3911	47.1	40.8	7	28	60	0
Opponents	89	4113	46.2	41.2	2	32	63	0

## PUNT RETURNS

Player	RET	FC	YDS	AVG	LG	TD
J. Jones	37	16	341	9.2	63t	1
Doss	4	4	53	13.3	40	0
E. Reed	1	1	1	1.0	1	0
Webb	1	5	9	9.0	9	0
RAVENS	43	26	404	9.4	63t	1
Opponents	49	13	383	7.8	64	0

## KICKOFF RETURNS

Player	NO	YDS	AVG	LG	TD
J. Jones	38	1167	30.7	108t	2
D. Thompson	15	389	25.9	49	0
Allen	3	56	18.7	20	0
Gradkowski	1	12	12.0	12	0
Graham	1	7	7.0	7	0
Pitta	1	0	0.0	0	0
L. Williams	1	5	5.0	5	0
RAVENS	60	1636	27.3	108t	2
Opponents	37	859	23.2	42	0

## FIELD GOALS

Player	1-19	20-29	30-39	40-49	50+
Tucker	0/0	8/8	8/8	10/13	4/4
RAVENS	0/0	8/8	8/8	10/13	4/4
Opponents	1/1	7/7	14/14	12/13	3/4

Tucker: (46G,40G,39G)(56G,51G,48G)(27G)(45G,47N)(28G,26G,39G)(38G)(51G,54G)(43G)(48G,34G)(26G,41N,39G)(43G,38G,38G)(45G,23G)(45G)(23G,21G,30G,29G)(45N,49G)

Opponents: (34G,19G)(23G)(37G,49G,20G)(51G,50G,52G)(30G,31G)(42G,43G,34G,51N)(33G,29G)(32G,28G,29G,33G,41G)(32G,47G)(22G)(47G,30G)(46G,41G,42G)(48G,49G,34G)(27G,36G,45N)(47G,32G,38G)



# 2012 STATISTICS

## DEFENSIVE STATISTICS

PLAYER	TT	SOLO	AS	YDS		INT	RET.		PD	FF	FR
				SACKS	LOST		YDS	TD			
Pollard, Bernard	98	71	27	2	14	1	0	6	0	0	
Ellerbe, Dannell	89	66	23	4.5	29.5	0	0	2	0	0	
McClain, Jameel	79	57	22	0	0	0	0	3	0	0	
Williams, Cary	75	67	8	1	9	4	90	17	0	0	
Reed, Ed	58	49	9	0	0	4	78	15	0	3	
Lewis, Ray	57	44	13	1	0	0	0	1	1	1	
Upshaw, Courtney	55	34	21	1.5	10	0	0	2	0	2	
Graham, Corey	54	36	18	0	0	2	20	8	0	0	
Ngata, Haloti	51	33	18	5	50	0	0	1	0	0	
Jones, Arthur	47	27	20	4.5	29.5	0	0	0	1	0	
Kruger, Paul	42	30	12	9	46	1	0	6	1	1	
McClellan, Albert	42	29	13	1	11	0	0	2	0	2	
Bynes, Josh	31	18	13	0	0	0	0	2	0	0	
Smith, Jimmy	31	27	4	0	0	0	0	3	0	0	
Ayanbadejo, Brendon	30	16	14	1	7	0	0	1	0	0	
Kemoeatu, Ma'ake	29	15	14	1	1	0	0	2	1	0	
Cody, Terrence	25	12	13	0	0	0	0	1	0	0	
Webb, Lardarius	25	24	1	0	0	1	8	6	1	1	
Suggs, Terrell	22	17	5	2	15	0	0	4	0	0	
McPhee, Pernell	21	18	3	1.5	12	0	0	0	0	0	
Ihedigbo, James	19	12	7	1	7	0	0	1	0	0	
Brown, Chykie	14	12	2	0	0	0	0	6	0	0	
Tyson, DeAngelo	11	3	8	0	0	0	0	2	0	0	
Johnson, Chris	7	7	0	0	0	0	0	0	1	0	
Brown, Omar	3	2	1	1	9	0	0	0	0	0	
Hall, Bryan	3	1	2	0	0	0	0	0	0	0	
Considine, Sean	2	1	1	0	0	0	0	0	0	0	
Kindle, Sergio	1	1	0	0	0	0	0	0	0	0	
<b>Totals</b>	<b>1021</b>	<b>729</b>	<b>292</b>	<b>37</b>	<b>250</b>	<b>13</b>	<b>196</b>	<b>91</b>	<b>6</b>	<b>10</b>	

## SPECIAL TEAMS STATISTICS

PLAYER	TT	SOLO	AS	FF	FR	BK
Ayanbadejo, Brendon	14	12	2	0	1	0
Allen, Anthony	12	11	1	0	0	0
Brown, Chykie	11	9	2	0	0	0
Considine, Sean	7	6	1	0	0	0
McCellan, Albert	7	7	0	1	0	0
Graham, Corey	6	6	0	0	0	0
Ihedigbo, James	6	6	0	0	0	0
Upshaw, Courtney	5	4	1	1	0	0
Williams, LaQuan	5	4	1	0	0	0
Reed, David	4	3	1	0	0	0
Bynes, Josh	3	1	2	0	0	0
Ellerbe, Dannell	3	3	0	1	0	0
Koch, Sam	3	2	1	0	0	0
Smith, Jimmy	3	3	0	0	0	0
Cox, Morgan	2	1	1	0	0	0
Dickson, Ed	1	1	0	0	0	0
Hamilton, Adrian	1	1	0	0	0	0
Jackson, Asa	1	1	0	0	0	0
Levine, Anthony	1	1	0	0	0	0
Tucker, Justin	1	1	0	0	0	0
Brown, Omar	0	0	0	0	1	0
McClain, Jameel	0	0	0	0	1	0
<b>Totals</b>	<b>96</b>	<b>83</b>	<b>13</b>	<b>3</b>	<b>3</b>	<b>0</b>

Defensive and special teams statistics reflect press box stats.

## RAVENS COACHES

**John Harbaugh**, Head Coach; **Jerry Rosburg**, Assistant Head Coach/Special Teams Coordinator; **Jim Caldwell**, Offensive Coordinator; **Dean Pees**, Defensive Coordinator; **Teryl Austin**, Secondary; **Juney Barnett**, Assistant Strength and Conditioning; **Clarence Brooks**, Defensive Line; **Jason Brooks**, Offensive Quality Control; **Randy Brown**, Kicking Consultant; **Juan Castillo**, Special Consultant; **Wade Harman**, Tight Ends; **Chris Hewitt**, Assistant Special Teams; **Jim Hostler**, Wide Receivers; **Don Martindale**, Inside Linebackers; **Andy Moeller**, Offensive Line; **Ted Monachino**, Linebackers; **Wilbert Montgomery**, Running Backs; **Bob Rogucki**, Strength and Conditioning; **Craig Ver Steeg**, Senior Offensive Assistant; **Todd Washington**, Assistant Offensive Line; **Matt Weiss**, Defensive Quality Control

## RAVENS HONOR ROLL

**AP All-Pro:** WR/RS Jacoby Jones (1st Team), FB Vonta Leach (1st Team), DT Haloti Ngata (2nd Team), G Marshal Yanda (2nd Team)

**Pro Bowl:** WR/RS Jacoby Jones (starter), FB Vonta Leach (starter), DT Haloti Ngata, S Ed Reed (starter), RB Ray Rice, G Marshal Yanda (starter)

**Super Bowl XLVII MVP:** QB Joe Flacco

**Pro Football Weekly/PFWA's All-NFL Team:** WR/RS Jacoby Jones, G Marshal Yanda

### AFC Players of the Week:

QB Joe Flacco (Week 1) - Offense  
WR/RS Jacoby Jones (Week 6) - Special Teams  
RB Ray Rice (Week 16) - Offense

### AFC Player of the Month:

WR/RS Jacoby Jones (Special Teams, November)

### NFL Play of the Year:

RB Ray Rice's 4th-and-29 conversion at SD

### USA Today All-Joe Team:

QB Joe Flacco, S Bernard Pollard, K Justin Tucker

**Ed Block Courage Award:** OLB Terrell Suggs

**Ravens Roost Unsung Hero:** K Justin Tucker

**Ravens Roost Extra Effort:** CB Corey Graham

## USUAL STARTING LINEUPS

WR	LT	LG	C	RG	RT	TE	WR	QB	RB	FB
<b>Offense:</b> A. Boldin	M. Oher	J. Reid	M. Birk	M. Yanda	K. Osemele	E. Dickson	T. Smith	J. Flacco	R. Rice	V. Leach
DT	DE	NT	SAM	MIKE	WILL	RUSH	RCB	LCB	SS	FS
<b>Defense:</b> H. Ngata	A. Jones	M. Kemoeatu	A. McClellan	Lewis/McClain	D. Ellerbe	T. Suggs	C. Williams	C. Graham	B. Pollard	E. Reed

## RAVENS SEASON TRENDS

	Reg.	Post.		Reg.	Post.
Record	10-6	4-0	When Scoring First	7-2	2-0
vs. AFC North	4-2	0-0	When Not Scoring First	3-4	2-0
vs. AFC	8-4	3-0	Positive or even Turnover Ratio	9-2	4-0
vs. NFC	2-2	1-0	Negative Turnover Ratio	1-4	0-0
Home	6-2	1-0	Winning Penalty Ratio	4-2	2-0
Away	4-4	2-0	Losing Penalty Ratio	6-2	2-0
On Grass	4-3	1-0	Overtime	1-1	1-0
Artificial Turf	6-3	3-0	With a 100-Yard Rusher	3-1	2-0
Outdoors	10-5	3-0	Without a 100-yard Rusher	7-5	2-0
Indoors	0-1	1-0	With a 100-Yard Receiver	3-1	2-0
Leading at Halftime	7-3	2-0	Without a 100-yard Receiver	7-5	2-0
Tied at Halftime	1-1	1-0	With a 300-Yard Passer	5-0	1-0
Trailing at Halftime	2-2	1-0	Without a 300-Yard Passer	5-6	3-0
Leading After 3 Quarters	8-2	3-0	When Allowing a 100-Yard Rusher	2-2	1-0
Tied After 3 Quarters	0-1	1-0	When Not Allowing a 100-Yard Rusher	8-4	3-0
Trailing After 3 Quarters	2-3	0-0	When Allowing a 100-Yard Receiver	1-2	2-0
Decided by 7 Points or less	6-4	2-0	When Not Allowing a 100-Yard Receiver	9-4	2-0
Decided by 3 Points or less	5-3	2-0	When Allowing a 300-Yard Passer	3-1	2-0
			When Not Allowing a 300-Yard Passer	7-5	2-0

# 2012 POSTSEASON STATISTICS

## RESULTS AND ATTENDANCE

WON 4, LOST 0 (SUPER BOWL XLVII CHAMPIONS)

01/06	W	24-9	Indianapolis	71,379
01/12	W	38-35 2OT	at Denver	76,732
01/20	W	28-13	at New England	68,756
02/03	W	34-31	vs. San Francisco	71,024

## TEAM STATISTICS

	RAVENS	OPPONENT
<b>TOTAL FIRST DOWNS</b>	<b>85</b>	<b>106</b>
Rushing	25	30
Passing	53	63
Penalty	7	13
3rd Down: Made/Att	25/55	25/60
3rd Down Pct.	45.5	41.7
4th Down: Made/Att	0/3	2/6
4th Down Pct.	0.0	33.3
<b>POSSESSION AVG.</b>	<b>28:39</b>	<b>31:21</b>
<b>TOTAL NET YARDS</b>	<b>1641</b>	<b>1713</b>
Avg. Per Game	410.3	428.3
Total Plays	271	316
Avg. Per Play	6.1	5.4
<b>NET YARDS RUSHING</b>	<b>539</b>	<b>567</b>
Avg. Per Game	134.8	141.8
Total Rushes	139	128
<b>NET YARDS PASSING</b>	<b>1102</b>	<b>1146</b>
Avg. Per Game	275.5	286.5
Sacked/Yards Lost	6/38	9/54
Gross Yards	1140	1200
Att./Completions	126/73	179/101
Completion Pct.	57.9	56.4
Had Intercepted	0	6
<b>PUNTS/AVERAGE</b>	<b>22/46.0</b>	<b>17/45.6</b>
<b>NET PUNTING AVG.</b>	<b>22/34.3</b>	<b>17/37.5</b>
<b>PENALTIES/YARDS</b>	<b>24/206</b>	<b>24/197</b>
<b>FUMBLES/BALL LOST</b>	<b>6/4</b>	<b>5/4</b>
<b>TOUCHDOWNS</b>	<b>16</b>	<b>9</b>
Rushing	3	2
Passing	11	5
Returns	2	2

## SCORE BY PERIODS

	1	2	3	4	OT	ZOT	PTS
<b>RAVENS</b>	<b>21</b>	<b>38</b>	<b>28</b>	<b>34</b>	<b>0</b>	<b>3</b>	<b>124</b>
<b>Opponents</b>	<b>20</b>	<b>26</b>	<b>27</b>	<b>15</b>	<b>0</b>	<b>0</b>	<b>88</b>

## SCORING

	TD	RU	PA	RT	K/PAT	FG	S	PTS
Tucker	0	0	0	0	16/16	4/4	0	28
Boldin	4	0	4	0	0	0	0	24
J. Jones	3	0	2	1	0	0	0	18
Pitta	3	0	3	0	0	0	0	18
Rice	2	2	0	0	0	0	0	12
T. Smith	2	0	2	0	0	0	0	12
Graham	1	0	0	1	0	0	0	6
Leach	1	1	0	0	0	0	0	6
<b>RAVENS</b>	<b>16</b>	<b>3</b>	<b>11</b>	<b>2</b>	<b>16/16</b>	<b>4/4</b>	<b>0</b>	<b>124</b>
<b>Opponents</b>	<b>9</b>	<b>2</b>	<b>5</b>	<b>2</b>	<b>8/8</b>	<b>8/10</b>	<b>1</b>	<b>88</b>

2-PT. CONVERSIONS: RAVENS 0-0, Opponents 0-1

SACKS: Kruger 4.5, Suggs 2, A. Jones 1, McPhee 1, Graham 0.5, RAVENS 9, Opponents 6

## PASSING

	ATT	COMP	YARDS	COMP%	YDS/ATT
Flacco	126	73	1140	57.9	9.05%
<b>RAVENS</b>	<b>126</b>	<b>73</b>	<b>1140</b>	<b>57.9</b>	<b>9.05%</b>
<b>Opponents</b>	<b>179</b>	<b>101</b>	<b>1200</b>	<b>56.4</b>	<b>6.70%</b>

## RUSHING

	NO	YDS	AVG	LG	TD
Rice	84	306	3.6	32	2
Pierce	39	202	5.2	43	0
Flacco	8	16	2.0	14	0
Leach	5	15	3.0	5	1
Tucker	1	8	8.0	8	0
T. Smith	1	0	0.0	0	0
Koch	1	-8	-8.0	-8	0
<b>RAVENS</b>	<b>139</b>	<b>539</b>	<b>3.9</b>	<b>43</b>	<b>3</b>
<b>Opponents</b>	<b>128</b>	<b>567</b>	<b>4.4</b>	<b>33</b>	<b>2</b>

## RECEIVING

	NO	YDS	AVG	LG	TD
Boldin	22	380	17.3	50	4
Pitta	14	163	11.6	24	3
T. Smith	11	233	21.2	59t	2
Rice	8	88	11.0	47	0
Dickson	6	90	15.0	24	0
Leach	6	31	5.2	17	0
J. Jones	5	147	29.4	70t	2
Pierce	1	8	8.0	8	0
<b>RAVENS</b>	<b>73</b>	<b>1140</b>	<b>15.6</b>	<b>70t</b>	<b>11</b>
<b>Opponents</b>	<b>101</b>	<b>1200</b>	<b>11.9</b>	<b>36</b>	<b>5</b>

## INTERCEPTIONS

	NO	YDS	AVG	LG	TD
C. Williams	2	41	20.5	41	0
Graham	2	39	19.5	39t	1
E. Reed	1	6	6.0	6	0
Ellerbe	1	2	2.0	2	0
<b>RAVENS</b>	<b>6</b>	<b>88</b>	<b>14.7</b>	<b>41</b>	<b>1</b>
<b>Opponents</b>	<b>0</b>	<b>0</b>	<b>---</b>	<b>---</b>	<b>0</b>

## PUNTING

	NO	YDS	AVG	NET	TB	IN	LG	BLK
Koch	22	1013	46.0	34.3	4	8	60	0
<b>RAVENS</b>	<b>22</b>	<b>1013</b>	<b>46.0</b>	<b>34.3</b>	<b>4</b>	<b>8</b>	<b>60</b>	<b>0</b>
<b>Opponents</b>	<b>17</b>	<b>776</b>	<b>45.6</b>	<b>37.5</b>	<b>1</b>	<b>7</b>	<b>59</b>	<b>0</b>

## PUNT RETURNS

	RET	FC	YDS	AVG	LG	TD
J. Jones	8	2	110	13.8	34	0
Doss	1	0	8	8.0	8	0
E. Reed	1	3	0	0.0	0	0
<b>RAVENS</b>	<b>10</b>	<b>5</b>	<b>118</b>	<b>11.8</b>	<b>34</b>	<b>0</b>
<b>Opponents</b>	<b>8</b>	<b>3</b>	<b>178</b>	<b>22.3</b>	<b>90t</b>	<b>1</b>

## KICKOFF RETURNS

	NO	YDS	AVG	LG	TD
J. Jones	14	362	25.9	108t	1
<b>RAVENS</b>	<b>14</b>	<b>362</b>	<b>25.9</b>	<b>108t</b>	<b>1</b>
<b>Opponents</b>	<b>12</b>	<b>366</b>	<b>30.5</b>	<b>104t</b>	<b>1</b>

## FIELD GOALS

	1-19	20-29	30-39	40-49	50+
Tucker	1/1	1/1	1/1	1/1	0/0
<b>RAVENS</b>	<b>1/1</b>	<b>1/1</b>	<b>1/1</b>	<b>1/1</b>	<b>0/0</b>
<b>Opponents</b>	<b>0/0</b>	<b>3/3</b>	<b>3/3</b>	<b>1/2</b>	<b>1/2</b>

Tucker: (23G)(47G)(19G,38G)

Opponents: (47G,52G,26G,40N)(52N)(31G,25G)(36G,27G,34G)

FUM/LOST: Rice 3/3, Flacco 1/1, J. Jones 1/0, Leach 1/0

	TD	TD%	INT	INT%	LG	SACK/LOST	RATING
11	8.7%	0	0.0%	70t	6/38	117.2	
<b>RAVENS</b>	<b>11</b>	<b>8.7%</b>	<b>0</b>	<b>0.0%</b>	<b>70t</b>	<b>6/38</b>	<b>117.2</b>
<b>Opponents</b>	<b>5</b>	<b>2.8%</b>	<b>6</b>	<b>3.4%</b>	<b>36</b>	<b>9/54</b>	<b>72.4</b>

## DEFENSIVE STATISTICS

PLAYER	TT	SOLO	AS	SACKS	YDS LOST	INT	RET. YDS	PD	FF	FR
Lewis, Ray	51	29	22	0	0	0	0	1	0	0
Ellerbe, Dannell	32	25	7	0	0	1	2	2	0	0
Graham, Corey	32	20	12	0.5	3	2	39	7	0	0
Williams, Cary	25	19	6	0	0	2	41	6	0	0
Suggs, Terrell	21	13	8	2	8	0	0	1	1	0
Pollard, Bernard	17	11	6	0	0	0	0	4	1	0
Reed, Ed	15	14	1	0	0	1	6	3	0	0
Kruger, Paul	14	9	5	4.5	28	0	0	1	1	1
Ngata, Haloti	13	10	3	0	0	0	0	1	0	0
Kemoeatu, Ma'ake	10	5	5	0	0	0	0	0	0	0
Brown, Chykie	9	7	2	0	0	0	0	2	0	0
Jones, Arthur	9	5	4	1	6	0	0	0	0	2
Upshaw, Courtney	9	7	2	0	0	0	0	0	1	0
Tyson, DeAngelo	5	2	3	0	0	0	0	0	0	0
McPhee, Pernell	4	2	2	1	9	0	0	2	1	1
Cody, Terrence	3	2	1	0	0	0	0	0	0	0
Smith, Jimmy	3	3	0	0	0	0	0	2	0	0
Ayanbadejo, Brendon	2	2	0	0	0	0	0	0	0	0
Ihedigbo, James	1	1	0	0	0	0	0	0	0	0
McClellan, Albert	1	1	0	0	0	0	0	0	0	0
<b>Totals</b>	<b>276</b>	<b>187</b>	<b>89</b>	<b>9</b>	<b>54</b>	<b>6</b>	<b>88</b>	<b>32</b>	<b>5</b>	<b>4</b>

## SPECIAL TEAMS STATISTICS

PLAYER	TT	SOLO	AS	FF	FR	BK
Considine, Sean	4	3	1	0	0	0
Allen, Anthony	3	3	0	0	0	0
Brown, Chykie	2	1	1	0	0	0
Bynes, Josh	2	2	0	0	0	0
McClellan, Albert	2	2	0	0	0	0
Ihedigbo, James	1	1	0	0	0	0
Koch, Sam	1	1	0	0	0	0
Reed, David	1	1	0	0	0	0
Smith, Jimmy	1	1	0	0	0	0
<b>Totals</b>	<b>17</b>	<b>15</b>	<b>2</b>	<b>0</b>	<b>0</b>	<b>0</b>

Defensive and special teams statistics reflect press box stats.

# 2013 STATISTICS

## RESULTS AND ATTENDANCE

### WON 8, LOST 8

09/05	L	27-49	at Denver	76,977
09/15	W	14-6	Cleveland	71,098
09/22	W	30-9	Houston	71,168
09/29	L	20-23	at Buffalo	68,296
10/06	W	26-23	at Miami	68,342
10/13	L	17-19	Green Bay	71,319
10/20	L	16-19	at Pittsburgh	62,295
11/03	L	18-24	at Cleveland	71,513
11/10	W	20-17 OT	Cincinnati	70,992
11/17	L	20-23 OT	at Chicago	62,367
11/24	W	19-3	New York Jets	71,148
11/28	W	22-20	Pittsburgh	71,005
12/08	W	29-26	Minnesota	70,921
12/16	W	18-16	at Detroit	64,742
12/22	L	7-41	New England	71,433
12/29	L	17-34	at Cincinnati	62,406

## TEAM STATISTICS

### TOTAL FIRST DOWNS

	RAVENS	OPPONENT
Rushing	68	79
Passing	189	176
Penalty	38	29
3rd Down: Made/Att	92/253	78/233
3rd Down Pct.	36.4	33.5
4th Down: Made/Att	6/16	8/14
4th Down Pct.	37.5	57.1

### POSSESSION AVG.

RAVENS	29:51	30:09
Opponents	49:18	53:68

### TOTAL NET YARDS

RAVENS	3074	3355
Opponents	1090	1032

### NET YARDS RUSHING

RAVENS	1328	1687
Opponents	83.0	105.4

### NET YARDS PASSING

RAVENS	3590	3681
Opponents	224.4	230.1
Sacked/Yards Lost	48/324	40/257
Gross Yards	3914	3938
Att./Completions	619/363	552/314
Completion Pct.	58.6	56.9
Had Intercepted	23	16

### PUNTS/AVERAGE

RAVENS	91/45.5	98/45.8
Opponents	91/38.9	98/37.5

### PENALTIES/YARDS

RAVENS	112/942	126/1196
Opponents	15/6	21/8

### FUMBLES/BALL LOST

RAVENS	29	37
Opponents	7	7
Passing	19	25
Returns	3	5

### TOUCHDOWNS

RAVENS	29	37
Opponents	7	7
Passing	19	25
Returns	3	5

### SCORE BY PERIODS

	1	2	3	4	OT	PTS
RAVENS	59	79	64	115	3	320
Opponents	63	89	63	134	3	352

### SCORING

	TD	RU	PA	RT	K/PAT	FG	S	PTS
Tucker	0	0	0	0	26/26	38/41	0	140
M. Brown	7	0	7	0			0	44
Rice	4	4	0	0			0	26
T. Smith	4	0	4	0			0	26
Clark	3	0	3	0			0	18
J. Jones	3	0	2	1			0	18
Pierce	2	2	0	0			0	12
Dickson	1	0	1	0			0	6
Doss	1	0	0	1			0	6
Flacco	1	1	0	0			0	6
Leach	1	0	1	0			0	6
Pitta	1	0	1	0			0	6
D. Smith	1	0	0	1			0	6
RAVENS	29	7	19	3	26/26	38/41	0	320
Opponents	37	7	25	5	34/34	32/35	0	352

**2-PT. CONVERSIONS:** M. Brown, Rice, T. Smith, **RAVENS 3-3, Opponents 0-3**

**SACKS:** Suggs 10, Dumervil 9.5, D. Smith 5, A. Jones 4, Canty 2, McPhee 2, Tyson 2, Ngata 1.5, Upshaw 1.5, Graham 1, B. Williams 1, A. Brown 0.5, **RAVENS 40, Opponents 48**

**FUM/LOST:** Flacco 8/2, Gradkowski 2/1, Rice 2/2, Doss 1/1, Leach 1/0, T. Smith 1/0

**FIELD GOALS:** Tucker 38/41, Flacco 1/1, D. Smith 1/1, Doss 1/1, Leach 1/0, T. Smith 1/0

**INTERCEPTIONS:** J. Jones 1, D. Smith 1, Webb 1, J. Smith 1, Elam 1, Tyson 1, **RAVENS 16, Opponents 23**

**PUNTING:** Koch 90, Flacco 91, **RAVENS 91, Opponents 98**

**PUNT RETURNS:** Doss 23, J. Jones 19, Webb 1, **RAVENS 43, Opponents 46**

**KICKOFF RETURNS:** J. Jones 31, D. Thompson 7, Draughn 2, Juszczyk 2, Dickson 1, Leach 1, **RAVENS 44, Opponents 38**

**FIELD GOALS:** Tucker 0/0, Flacco 0/0, **RAVENS 0/0, Opponents 0/0**

**TUCKER:** (25G,30G)(50N,44N)(28G,45G,43G)(35G,24G)(42G,50G,25G,44G)(23G)(46G,38G,32G)(51G)(36G,46G)(52G,21G)(30G,26G,33G,53G)(43G,34G,38G,45G,48G)(29G,24G,32G,49G,53G,61G)(37N)(38G,22G,34G)

**OPPONENTS:** (21G,51G)(27G,29G,47G)(27G,27G,22G)(37G,25G,48G,57N)(45G,44N,31G,50G,31G)(34G,28G,38G,42G)(22G)(42N,32G)(20G,46G,38G)(27G)(39G,40G)(40G)(45G,42G)(39G,38G)

PASSING	ATT	COMP	YARDS	COMP%	YDS/ATT	TD	TD%	INT	INT%	LG	SACK/LOST	RATING
Flacco	614	362	3912	59.0	6.37	19	3.1	22	3.6	74	48/324	73.1
Taylor	5	1	2	20.0	0.40	0	0.0	1	20.0	2	0/0	0.0
RAVENS	619	363	3914	58.6	6.32	19	3.1	23	3.7	74	48/324	72.0
Opponents	552	314	3938	56.9	7.13	25	4.5	16	2.9	79t	40/257	82.2

## RUSHING

	NO	YDS	AVG	LG	TD
Rice	214	660	3.1	47	4
Pierce	152	436	2.9	28	2
Flacco	27	131	4.9	22	1
Taylor	8	64	8.0	25	0
Leach	11	23	2.1	6	0
Scott LG	4	14	3.5	9	0
Scott TM	4	14	3.5	9	0
Draughn	4	2	0.5	3	0
J. Jones	2	0	0.0	4	0
M. Brown	1	-2	-2.0	-2	0
TEAM	423	1328	3.1	47	7
OPPONENTS	440	1687	3.8	43	7

## RECEIVING

	NO	YDS	AVG	LG	TD
T. Smith	65	1128	17.4	74	4
Rice	58	321	5.5	22	0
M. Brown	49	524	10.7	59	7
J. Jones	37	455	12.3	66t	2
Clark	31	343	11.1	45	3
Dickson	25	273	10.9	43	1
Pitta	20	169	8.5	18	1
Pierce	20	104	5.2	15	0
Doss	19	305	16.1	63	0
Stokley	13	115	8.8	18	0
Leach	11	47	4.3	12	1
D. Thompson	10	96	9.6	33	0
Bajema	2	18	9.0	18	0
Scott LG	2	10	5.0	8	0
Scott TM	2	10	5.0	8	0
Taylor	1	6	6.0	6	0
RAVENS	363	3914	10.8	74	19
Opponents	314	3938	12.5	79t	25

## INTERCEPTIONS

	NO	YDS	AVG	LG	TD
Graham	4	28	7.0	28	0
Ihedigbo	3	54	18.0	37	0
D. Smith	3	41	13.7	37t	1
Webb	2	19	9.5	19	0
J. Smith	2	0	0.0	0	0
Elam	1	18	18.0	18	0
Tyson	1	0	0.0	0	0
RAVENS	16	160	10.0	37t	1
Opponents	23	219	9.5	74t	4

## PUNTING

	NO	YDS	AVG	NET	TB	IN	LG	BLK
Koch	90	4138	46.0	38.9	9	27	69	1
RAVENS	91	4138	45.5	38.9	9	27	69	1
Opponents	98	4484	45.8	37.5	10	34	67	0

## PUNT RETURNS

	RET	FC	YDS	AVG	LG	TD
Doss	23	7	359	15.6	82t	1
J. Jones	19	2	237	12.5	37	0
Webb	1	7	13	13.0	13	0
RAVENS	43	16	609	14.2	82t	1
Opponents	46	14	419	9.1	27	0

## KICKOFF RETURNS

	NO	YDS	AVG	LG	TD
J. Jones	31	892	28.8	77t	1
D. Thompson	7	201	28.7	47	0
Draughn	2	53	26.5	31	0
Juszczyk	2	17	8.5	9	0
Dickson	1	0	0.0	0	0
Leach	1	0	0.0	0	0
RAVENS	44	1163	26.4	77t	1
Opponents	38	873	23.0	44	0

## FIELD GOALS

	1-19	20-29	30-39	40-49	50+
Tucker	0/0	10/10	12/13	10/11	6/7
RAVENS	0/0	10/10	12/13	10/11	6/7
Opponents	0/0	11/11	10/10	9/11	2/3

**TUCKER:** (25G,30G)(50N,44N)(28G,45G,43G)(35G,24G)(42G,50G,25G,44G)(23G)(46G,38G,32G)(51G)(36G,46G)(52G,21G)(30G,26G,33G,53G)(43G,34G,38G,45G,48G)(29G,24G,32G,49G,53G,61G)(37N)(38G,22G,34G)

**OPPONENTS:** (21G,51G)(27G,29G,47G)(27G,27G,22G)(37G,25G,48G,57N)(45G,44N,31G,50G,31G)(34G,28G,38G,42G)(22G)(42N,32G)(20G,46G,38G)(27G)(39G,40G)(40G)(45G,42G)(39G,38G)



# 2013 STATISTICS

## DEFENSIVE STATISTICS

PLAYER	TT	SOLO	AS	SACKS	YDS LOST	INT	RET. YDS	PD	FF	FR
Smith, Daryl	123	57	66	5	43.5	3*	41	19	2	0
Ihedigbo, James	99	62	37	0	0	3	54	11	2	1
Suggs, Terrell	80	47	33	10	48	0	0	0	0	1
Elam, Matt	76	53	23	0	0	1	18	3	0	2
Webb, Lardarius	74	63	11	0	0	2	19	22	0	0
Graham, Corey	68	51	17	1	0	4	28	12	1	0
Smith, Jimmy	58	49	9	0	0	2	0	16	2	0
Jones, Arthur	53	28	25	4	27	0	0	0	0	0
Ngata, Haloti	52	23	29	1.5	12	0	0	3	0	0
McClain, Jameel	50	27	23	0	0	0	0	0	1	0
Bynes, Josh	41	19	22	0	0	0	0	3	0	0
Dumervil, Elvis	31	18	13	9.5	64	0	0	3	2	0
Canty, Chris	30	20	10	2	22	0	0	4	2	0
Upshaw, Courtney	29	18	11	1.5	13	0	0	2	0	0
McPhee, Pernell	21	13	8	2	13	0	0	1	1	0
Cody, Terrence	15	7	8	0	0	0	0	0	0	0
Brown, Arthur	12	8	4	0.5	4.5	0	0	0	1	0
Spears, Marcus	10	5	5	0	0	0	0	0	0	0
Tyson, DeAngelo	10	9	1	2	5	1	0	1	0	0
Williams, Brandon	6	3	3	1	5	0	0	0	0	1
Huff, Michael	4	3	1	0	0	0	0	0	0	0
Brown, Chykie	2	1	1	0	0	0	0	1	0	0
Miles, Jeromy	1	1	0	0	0	0	0	0	0	0
<b>Totals</b>	<b>945</b>	<b>585</b>	<b>360</b>	<b>40</b>	<b>257</b>	<b>16</b>	<b>160</b>	<b>101</b>	<b>14</b>	<b>5</b>

\*Daryl Smith returned an INT 37 yards for a TD vs. Hou. (9/22)

## SPECIAL TEAMS STATISTICS

PLAYER	TT	SOLO	AS	FF	FR	BK
McClellan, Albert	12	12	0	0	0	0
Levine, Anthony	11	10	1	0	0	0
Brown, Chykie	8	7	1	0	0	0
Miles, Jeromy	8	8	0	0	0	0
Trawick, Brynden	8	8	0	0	0	0
Graham, Corey	5	4	1	0	0	0
Juszczyk, Kyle	5	3	2	0	1	0
Bynes, Josh	4	3	1	0	0	0
Simon, John	4	4	0	0	0	0
Brown, Arthur	3	3	0	0	0	0
Dickson, Ed	3	2	1	0	0	0
Bajema, Billy	2	2	0	0	0	0
Cox, Morgan	2	2	0	0	1	0
Huff, Michael	2	2	0	0	0	0
Ihedigbo, James	2	1	1	0	1	0
McClain, Jameel	2	2	0	0	0	0
Doss, Tandon	1	1	0	0	0	0
Elam, Matt	1	1	0	0	0	0
Koch, Sam	1	1	0	0	0	0
Upshaw, Courtney	1	1	0	0	0	0
<b>Totals</b>	<b>85</b>	<b>77</b>	<b>8</b>	<b>0</b>	<b>3</b>	<b>0</b>

Defensive and special teams statistics reflect press box stats.

## RAVENS COACHES

**John Harbaugh**, Head Coach; **Jerry Rosburg**, Assistant Head Coach/Special Teams Coordinator; **Jim Caldwell**, Offensive Coordinator; **Dean Pees**, Defensive Coordinator; **Teryl Austin**, Secondary; **Juney Barnett**, Assistant Strength and Conditioning; **Clarence Brooks**, Defensive Line; **Randy Brown**, Kicking Consultant; **Juan Castillo**, Run Game Coordinator; **Jay Harbaugh**, Offensive Quality Control; **Wade Harman**, Tight Ends; **Chris Hewitt**, Assistant Special Teams; **Jim Hostler**, Wide Receivers; **Don Martindale**, Inside Linebackers; **Andy Moeller**, Offensive Line; **Ted Monachino**, Linebackers; **Wilbert Montgomery**, Running Backs; **Bob Rogucki**, Strength and Conditioning; **Steve Spagnuolo**, Senior Defensive Assistant; **Craig Ver Steeg**, Senior Offensive Assistant; **Todd Washington**, Assistant Offensive Line; **Matt Weiss**, Defensive Quality Control

## RAVENS HONOR ROLL

**AP All-Pro:** K Justin Tucker (1st Team)

**PFWA All-Pro:**

K Justin Tucker (1st Team)

**Sporting News All-Pro:**

K Justin Tucker, G Marshal Yanda (1st Teams)

**Pro Bowl:** DT Haloti Ngata, OLB Terrell Suggs, K Justin Tucker, G Marshal Yanda

**USA Today All-Joe Team:**

CB Lardarius Webb

**AFC Players of the Week:**

K Justin Tucker (Week 10) - Special Teams

K Justin Tucker (Week 12) - Special Teams

K Justin Tucker (Week 15) - Special Teams

**AFC Player of the Month:**

K Justin Tucker (Special Teams, November)

**Pepsi NEXT Rookie of the Week (Week 14):**

WR Marlon Brown

**GMC Never Say Never Moment (Week 14):**

QB Joe Flacco

**GMC Never Say Never Moment of the Week (Week 15):**

K Justin Tucker

**Ed Block Courage Award:**

LB Jameel McClain

**Ravens Roost Unsung Hero:**

S James Ihedigbo

**Ravens Roost Extra Effort:**

WR Marlon Brown

## USUAL STARTING LINEUPS

WR	LT	LG	C	RG	RT	TE	WR	QB	RB	FB
<b>Offense:</b> J. Jones/M. Brown	E. Monroe	A. Shipley	G. Gradkowski	M. Yanda	M. Oher	E. Dickson	T. Smith	J. Flacco	R. Rice	V. Leach
DT	DE	NT	SAM	MIKE	WILL	RUSH	RCB	LCB	SS	FS
<b>Defense:</b> A. Jones	C. Canty	H. Ngata	C. Upshaw	D.. Smith	J. McClain	T. Suggs	J. Smith	L. Webb	J. Ihedigbo	M. Elam

## RAVENS SEASON TRENDS

Record	Record
Record.....	8-8
vs. AFC North.....	3-3
vs. AFC.....	6-6
vs. NFC.....	2-2
Home.....	6-2
Away.....	2-6
On Grass.....	1-4
Artificial Turf.....	7-4
Outdoors.....	7-8
Indoors.....	1-0
Leading at Halftime.....	6-2
Tied at Halftime.....	0-0
Trailing at Halftime.....	2-6
Leading After 3 Quarters.....	8-1
Tied After 3 Quarters.....	0-0
Trailing After 3 Quarters.....	0-7
Decided by 7 Points or less.....	5-5
Decided by 3 Points or less.....	5-4
When Scoring First.....	4-3
When Not Scoring First.....	4-5
Positive or Even Turnover Ratio.....	5-4
Negative Turnover Ratio.....	3-4
Winning Penalty Ratio.....	6-5
Losing Penalty Ratio.....	2-3
Overtime.....	1-1
With a 100-Yard Rusher.....	0-1
Without a 100-yard Rusher.....	8-7
With a 100-Yard Receiver.....	2-1
Without a 100-yard Receiver.....	6-7
With a 300-Yard Passer.....	0-3
Without a 300-Yard Passer.....	8-5
When Allowing a 100-Yard Rusher.....	0-1
When Not Allowing a 100-Yard Rusher.....	8-7
When Allowing a 100-Yard Receiver.....	3-3
When Not Allowing a 100-Yard Receiver.....	5-5
When Allowing a 300-Yard Passer.....	1-2
When Not Allowing a 300-Yard Passer.....	7-6
When Recording 3 or more sacks.....	5-4
When Holding an Opponent Under 250 Net Yards.....	1-0
When Holding an Opponent Under 21 Points.....	6-2
When Holding an Opponent Under 15 Points.....	4-0

# 2014 STATISTICS

## RESULTS AND ATTENDANCE

WON 10, LOST 6

### WILD CARD/AFC DIVISIONAL GAME

09/07	L	16-23	Cincinnati	70,925
09/11	W	26-6	Pittsburgh	71,181
09/21	W	23-21	at Cleveland	67,407
09/28	W	38-10	Carolina	71,218
10/05	L	13-20	at Indianapolis	65,258
10/12	W	48-17	at Tampa Bay	60,041
10/19	W	29-7	Atlanta	71,184
10/26	L	24-27	at Cincinnati	55,711
11/02	L	23-43	at Pittsburgh	63,971
11/09	W	21-7	Tennessee	70,914
11/24	W	34-27	at New Orleans	73,373
11/30	L	33-34	San Diego	71,060
12/07	W	28-13	at Miami	70,244
12/14	W	20-12	Jacksonville	70,801
12/21	L	13-25	at Houston	71,771
12/28	W	20-10	Cleveland	71,070

## TEAM STATISTICS

### TOTAL FIRST DOWNS

Rushing	113	75
Passing	194	205
Penalty	38	31
3rd Down: Made/Att	84/205	89/221
3rd Down Pct.	41.0	40.3
4th Down: Made/Att	9/18	5/14
4th Down Pct.	50.0	35.7

### POSSESSION AVG.

**RAVENS 29:40**      **OPPONENT 30:20**

### TOTAL NET YARDS

**RAVENS 5838**      **OPPONENT 5391**

Avg. Per Game 364.9      336.9

Total Plays 1022      1034

Avg. Per Play 5.7      5.2

### NET YARDS RUSHING

**RAVENS 2019**      **OPPONENT 1412**

Avg. Per Game 126.2      88.3

Total Rushes 448      390

### NET YARDS PASSING

**RAVENS 3819**      **OPPONENT 3979**

Avg. Per Game 238.7      248.7

Sacked/Yards Lost 19/167      49/362

Gross Yards 3986      4341

Att./Completions 555/344      595/382

Completion Pct. 62.0      64.2

Had Intercepted 12      11

### PUNTS/AVERAGE

**RAVENS 60/47.4**      **OPPONENT 76/45.9**

**NET PUNTING AVG. 60/43.3**      **76/40.5**

### PENALTIES/YARDS

**RAVENS 111/870**      **OPPONENT 110/1007**

### FUMBLES/BALL LOST

**RAVENS 16/8**      **OPPONENT 22/11**

### TOUCHDOWNS

**RAVENS 46**      **OPPONENT 30**

Rushing 16      8

Passing 27      22

Returns 3      0

### SCORE BY PERIODS

**RAVENS 76**      **OPPONENTS 63**

**1 2 3 4 OT PTS**

**RAVENS 76**      **OPPONENTS 63**

**96 91 146 0 409**

**79 60 100 0 302**

### SCORING

**TD RU PA RT K/PAT FG S PTS**

Tucker 0 0 0 0 42/42 29/34 0 129

T. Smith 11 0 11 0 0 0 0 66

Forsett 8 8 0 0 0 0 0 50

S. Smith Sr. 6 0 6 0 0 0 0 36

Aiken 4 0 3 1 0 0 0 24

Daniels 4 0 4 0 0 0 0 24

Taliaferro 4 4 0 0 0 0 0 24

Flacco 2 2 0 0 0 0 0 12

Pierce 2 2 0 0 0 0 0 12

Campanaro 1 0 1 0 0 0 0 6

Gillmore 1 0 1 0 0 0 0 6

Hill 1 0 0 1 0 0 0 6

J. Jones 1 0 0 1 0 0 0 6

Juszczyk 1 0 1 0 0 0 0 6

Suggs 0 0 0 0 0 0 1 2

**RAVENS 46 16 27 3 42/42 29/34 1 409**

**Opponents 30 8 22 0 28/28 30/36 0 302**

**2-PT. CONVERSIONS: Forsett RAVENS 1-4, Opponents 2-2**

**SACKS: Dumervil 17, Suggs 12, McPhee 7.5, Jernigan 4, Mosley 3, Ngata 2, D. Smith 1, Tyson 1, Walker LG 1, Canty 0.5, Elam 0.5, B. Williams 0.5 RAVENS 49, Opponents 19**

### PASSING

**ATT COMP YARDS COMP% YDS/ATT**

Flacco 554 344 3986 62.1 7.18

**RAVENS 554 344 3986 62.1 7.18**

**Opponents 595 382 4341 64.2 7.30**

## RUSHING

Forsett	235	1266	5.4	52	8
Pierce	93	366	3.9	28	2
Taliaferro	68	292	4.3	31	4
Flacco	39	70	1.8	15	2
J. Jones	3	16	5.3	11	0
Toussaint	6	12	2.0	12	0
T. Taylor	4	-3	-0.8	0	0
<b>RAVENS</b>	<b>448</b>	<b>2019</b>	<b>4.5</b>	<b>52</b>	<b>16</b>
<b>OPPONENTS</b>	<b>390</b>	<b>1412</b>	<b>3.6</b>	<b>67</b>	<b>8</b>

## RECEIVING

S. Smith Sr.	79	1065	13.5	80t	6
T. Smith	49	767	15.7	53	11
Daniels	48	527	11.0	39	4
Forsett	44	263	6.0	26	0
Aiken	24	267	11.1	24	3
M. Brown	24	255	10.6	22	0
Juszczyk	19	182	9.6	33	1
Pitta	16	125	7.8	24	0
Gillmore	10	121	12.1	22	1
J. Jones	9	131	14.6	31	0
Taliaferro	8	114	14.3	29	0
Campanaro	7	102	14.6	19t	1
Supernaw	2	27	13.5	29	0
Toussaint	3	27	9.0	15	0
Pierce	2	13	6.5	7	0
<b>RAVENS</b>	<b>344</b>	<b>3986</b>	<b>11.6</b>	<b>80t</b>	<b>27</b>
<b>Opponents</b>	<b>382</b>	<b>4341</b>	<b>11.4</b>	<b>77t</b>	<b>22</b>

## INTERCEPTIONS

Mosley	2	23	11.5	18	0
Ngata	2	16	8.0	13	0
Hill	1	44	44.0	44t	1
J. Smith	1	31	31.0	31	0
Gorrer	1	15	15.0	15	0
Miles	1	6	6.0	6	0
D. Smith	1	0	0.0	0	0
Stewart	1	0	0.0	0	0
Webb	1	0	0.0	0	0
<b>RAVENS</b>	<b>11</b>	<b>135</b>	<b>12.3</b>	<b>44t</b>	<b>1</b>
<b>Opponents</b>	<b>12</b>	<b>149</b>	<b>12.4</b>	<b>30</b>	<b>0</b>

## PUNTING

Koch	60	2841	47.4	43.3	4	26	73	0
<b>RAVENS</b>	<b>60</b>	<b>2841</b>	<b>47.4</b>	<b>43.3</b>	<b>4</b>	<b>26</b>	<b>73</b>	<b>0</b>
<b>Opponents</b>	<b>76</b>	<b>3489</b>	<b>45.9</b>	<b>40.5</b>	<b>6</b>	<b>18</b>	<b>69</b>	<b>1</b>

## PUNT RETURNS

J. Jones	30	17	275	9.2	45	0
Campanaro	2	1	17	8.5	9	0
Webb	0	5	0	---	---	0
<b>RAVENS</b>	<b>32</b>	<b>23</b>	<b>292</b>	<b>9.1</b>	<b>45</b>	<b>0</b>
<b>Opponents</b>	<b>23</b>	<b>14</b>	<b>166</b>	<b>7.2</b>	<b>45</b>	<b>0</b>

## KICKOFF RETURNS

J. Jones	32	978	30.6	108t	1
Juszczyk	2	28	14.0	16	0
Toussaint	2	41	20.5	23	0
Gillmore	1	15	15.0	15	0
Taliaferro	1	15	15.0	15	0
<b>RAVENS</b>	<b>38</b>	<b>1077</b>	<b>28.3</b>	<b>108t</b>	<b>1</b>
<b>Opponents</b>	<b>26</b>	<b>601</b>	<b>23.1</b>	<b>36</b>	<b>0</b>

## FIELD GOALS

Tucker	0/0	10/10	11/11	4/4	4/9
<b>RAVENS</b>	<b>0/0</b>	<b>10/10</b>	<b>11/11</b>	<b>4/4</b>	<b>4/9</b>
<b>Opponents</b>	<b>0/0</b>	<b>7/7</b>	<b>13/14</b>	<b>7/10</b>	<b>3/5</b>

**Tucker:** (55N,38G)(30G,23G,22G,20G)(38G,21G,32G)(57N,30G)(52G,27G)(46G,64B,49G)(38G,38G)(45G,50G,53G)(46G)(31G,55G)(33G,21G,29G,31G)(22G,54N,54N,33G)(25G,28G)

**Opponents:** (49G,22G,28G,46G,38G,45B)(25G,43G)(50N,36B)(37G)(38G,34G)(45N,47G)(57N)(32G,33G)(20G,34G)(52G,26G)(46G,34G)(53G,45G,53G,42N,45G)(35G,25G,30G,20G,39G,33G)(38G)

**FUM/LOST:** Flacco 5/0, J. Jones 4/2, Juszczyk 2/2, Forsett 1/0, Gradkowski 1/1, Pierce 1/1, S. Smith 1/1, Taliaferro 1/1

<b>TD</b>	<b>TD%</b>	<b>INT</b>	<b>INT%</b>	<b>LG</b>	<b>SACK/LOST</b>	<b>RATING</b>
27	4.9	12	2.2	80t	19/167	91.0
<b>RAVENS</b>	<b>27</b>	<b>4.9</b>	<b>12</b>	<b>80t</b>	<b>19/167</b>	<b>91.0</b>
<b>Opponents</b>	<b>22</b>	<b>3.7</b>	<b>11</b>	<b>77t</b>	<b>49/362</b>	<b>90.6</b>

# 2014 STATISTICS

## DEFENSIVE STATISTICS

PLAYER	TT	SOLO	AS	SACKS	YDS		RET.			
					LOST	INT	YDS	PD	FF	FR
Mosley, C.J.	129	85	44	3	16	2	23	8	1	1
Smith, Daryl	127	67	60	1	7	1	0	9	2	1
Suggs, Terrell	61	36	25	12	87	0	0	1	0	1
Stewart, Darian	53	37	16	0	0	1	0	4	1	0
Williams, Brandon	48	25	23	0.5	4.5	0	0	0	2	1
Elam, Matt	47	29	18	0.5	3	0	0	5	1	0
Webb, Lardarius	46	36	10	0	0	1	0	8	0	0
Upshaw, Courtney	42	25	17	0	0	0	0	1	0	0
Hill, Will	39	27	12	0	0	1*	44	4	0	0
Dumervil, Elvis	35	24	11	17	127.5	0	0	1	2	1
Canty, Chris	33	13	20	0.5	3	0	0	2	1	0
Ngata, Haloti	32	19	13	2	28	2	16	7	2	0
Smith, Jimmy	28	22	6	0	0	1	31	8	0	0
Jackson, Asa	27	22	5	0	0	0	0	3	0	0
McPhee, Pernell	27	17	10	7.5	50	0	0	4	1	0
Jernigan, Timmy	23	11	12	4	27	0	0	0	0	0
Levine, Anthony	23	16	7	0	0	0	0	4	0	0
Miles, Jeromy	23	14	9	0	0	1	6	1	0	1
Tyson, DeAngelo	21	7	14	1	9	0	0	0	0	2
Brooks, Terrence	19	16	3	0	0	0	0	2	0	1
Melvin, Rashaan	17	13	4	0	0	0	0	1	1	0
Gorrer, Danny	16	16	0	0	0	1	15	1	0	0
Guy, Lawrence	16	2	14	0	0	0	0	1	0	1
Franks, Dominique	13	12	1	0	0	0	0	5	0	0
Brown, Chykie	9	8	1	0	0	0	0	0	0	0
McClellan, Albert	4	1	3	0	0	0	0	0	0	0
Bilukidi, Christo	3	0	3	0	0	0	0	0	0	0
Trawick, Brynden	3	2	1	0	0	0	0	0	0	0
Walker, Casey	1	0	1	0	0	0	0	0	0	0
Orr, Zachary	1	0	1	0	0	0	0	0	0	0
<b>Totals</b>	<b>966</b>	<b>602</b>	<b>364</b>	<b>49</b>	<b>362</b>	<b>11</b>	<b>135</b>	<b>80</b>	<b>14</b>	<b>10</b>

\*Will Hill returned an INT 44 yards for a TD at NO (11/24)

## SPECIAL TEAMS STATISTICS

PLAYER	TT	SOLO	AS	FF	FR	BK
McClellan, Albert	13	11	2	1	1	0
Orr, Zachary	7	6	1	0	0	0
Levine, Anthony	6	5	1	0	0	0
Miles, Jeromy	5	5	0	1	0	1
Aiken, Kamar	4	2	2	0	0	0
Mosley, C.J.	4	3	1	0	0	0
Taliaferro, Lorenzo	4	3	1	0	0	0
Trawick, Brynden	4	3	1	0	0	0
Juszczyk, Kyle	3	3	0	0	0	0
Elam, Matt	2	2	0	0	0	0
Hill, Will	2	2	0	0	0	0
Brown, Marlon	1	1	0	0	0	0
Gorrer, Danny	1	1	0	0	0	0
Jackson, Asa	1	0	1	0	0	1
Urschel, John	1	1	0	0	0	0
Webb, Lardarius	1	0	1	0	0	0
Stewart, Darian	0	0	0	0	0	1
<b>Totals</b>	<b>59</b>	<b>48</b>	<b>11</b>	<b>2</b>	<b>1</b>	<b>3</b>

Defensive and special teams statistics reflect press box stats.

## RAVENS COACHES

**John Harbaugh**, Head Coach; **Jerry Rosburg**, Special Teams Coordinator/Associate Head Coach; **Gary Kubiak**, Offensive Coordinator; **Dean Pees**, Defensive Coordinator; **Juney Barnett**, Assistant Strength and Conditioning; **Clarence Brooks**, Defensive Line; **Randy Brown**, Kicking Consultant; **Juan Castillo**, Offensive Line; **Billy DeLorbe**, Cross Training Specialist; **Rick Dennison**, Quarterbacks; **Bobby Engram**, Wide Receivers; **Thomas Hammock**, Running Backs; **Jay Harbaugh**, Offensive Quality Control; **Chris Hewitt**, Assistant Secondary Coach; **Don Martindale**, Inside Linebackers; **Ted Monachino**, Linebackers; **Brian Pariani**, Tight Ends; **Bob Rogucki**, Strength and Conditioning; **Steve Spagnuolo**, Secondary/Assistant Head Coach; **Craig Ver Steeg**, Senior Offensive Assistant; **Todd Washington**, Assistant Offensive Line; **Matt Weiss**, Defensive Quality Control/Linebackers Assistant

## RAVENS HONOR ROLL

### AP All-Pro:

OLB Elvis Dumervil (1st Team), LB C.J. Mosley (2nd Team), DT Haloti Ngata (2nd Team), G/T Marshal Yanda (1st Team)

### PFWA Awards:

RB Justin Forsett (All-AFC), DT Timmy Jernigan (All-Rookie), LB C.J. Mosley (All-AFC, All-Rookie), G/T Marshal Yanda (All-NFL, All-AFC)

### Sporting News All-Pro:

WR/RS Jacoby Jones (1st Team)  
G/T Marshal Yanda (1st Team)

**Pro Bowl:** OLB Elvis Dumervil, RB Justin Forsett, LB C.J. Mosley, G/T Marshal Yanda

### AFC Players of the Week:

OLB Elvis Dumervil (Week 14) - Defense  
QB Joe Flacco (Week 6) - Offense  
RB Justin Forsett (Week 10, Week 12) - Offense  
K Justin Tucker (Week 3) - Special Teams

### AFC Player of the Month:

K Justin Tucker (November) - Special Teams

### FedEx Air NFL Player of the Week:

QB Joe Flacco (Week 6, Week 17)

### NFL Defensive Rookie of the Month:

LB C.J. Mosley (October, December)

### Ed Block Courage Award:

CB/RS Lardarius Webb

### Ravens Roost Unsung Hero:

RB Justin Forsett

### Ravens Roost Extra Effort:

DT Brandon Williams

## USUAL STARTING LINEUPS

	WR	LT	LG	C	RG	RT	TE	WR	QB	RB	FB
<b>Offense:</b>	S. Smith	E. Monroe	K. Osemele	J. Zuttah	M. Yanda	R. Wagner	O. Daniels	T. Smith	J. Flacco	J. Forsett	K. Juszczyk
	DT	DE	NT	SAM	MIKE	WILL	RUSH	RCB	LCB	SS	FS
<b>Defense:</b>	H. Ngata	C. Canty	B. Williams	C. Upshaw	D. Smith	C. Mosley	T. Suggs	J. Smith	L. Webb	M. Elam	D. Stewart

## RAVENS SEASON TRENDS

	Record	Record	
Record.....	10-6	Positive or Even Turnover Ratio.....	7-3
vs. AFC North.....	3-3	Negative Turnover Ratio.....	3-3
vs. AFC.....	6-6	Winning Penalty Ratio.....	4-2
vs. NFC.....	4-0	Losing Penalty Ratio.....	6-3
Home.....	6-2	Overtime.....	0-0
Away.....	4-4	With a 100-Yard Rusher.....	4-1
On Grass.....	3-2	Without a 100-yard Rusher.....	6-5
Artificial Turf.....	7-4	With a 100-Yard Receiver.....	3-1
Outdoors.....	9-5	Without a 100-yard Receiver.....	7-5
Indoors.....	1-1	With a 300-Yard Passer.....	3-2
Leading at Halftime.....	5-1	Without a 300-Yard Passer.....	7-4
Tied at Halftime.....	2-0	When Allowing a 100-Yard Rusher.....	0-0
Trailing at Halftime.....	3-5	When Not Allowing a 100-Yard Rusher.....	10-6
Leading After 3 Quarters.....	8-1	When Allowing a 100-Yard Receiver.....	1-4
Tied After 3 Quarters.....	0-0	When Not Allowing a 100-Yard Receiver.....	9-2
Trailing After 3 Quarters.....	2-5	When Allowing a 300-Yard Passer.....	2-4
Decided by 7 Points or less.....	2-4	When Not Allowing a 300-Yard Passer.....	8-2
Decided by 3 Points or less.....	1-3	When Recording 3 or more sacks.....	7-1
When Scoring First.....	8-2	When Holding an Opponent Under 250 Net Yards.....	3-0
When Not Scoring First.....	2-4	When Holding an Opponent Under 21 Points.....	8-1
		When Holding an Opponent Under 15 Points.....	7-0



# 2014 POSTSEASON STATISTICS

## RESULTS AND ATTENDANCE

<b>WON 1 LOST 1</b>			
01/03	W	30-17	at Pittsburgh 62,780
01/10	L	31-35	at New England 68,756

## TEAM STATISTICS

	RAVENS	OPPONENT
<b>TOTAL FIRST DOWNS</b>	<b>47</b>	<b>51</b>
Rushing	15	9
Passing	27	37
Penalty	5	5
3rd Down: Made/Att	5/20	11/27
3rd Down Pct.	25.0%	40.7%
4th Down: Made/Att	4/4	2/3
4th Down Pct.	100.0%	66.7%
<b>POSSESSION AVG.</b>	<b>28:41</b>	<b>31:19</b>
<b>TOTAL NET YARDS</b>	<b>727</b>	<b>809</b>
Avg. Per Game	363.5	404.5
Total Plays	128	138
Avg. Per Play	5.7	5.9
<b>NET YARDS RUSHING</b>	<b>189</b>	<b>82</b>
Avg. Per Game	94.5	41.0
Total Rushes	53	32
<b>NET YARDS PASSING</b>	<b>538</b>	<b>727</b>
Avg. Per Game	269.0	363.5
Sacked/Yards Lost	1/13	7/47
Gross Yards	551	774
Attempts/Completions	74/46	99/67
Completion Pct.	62.2%	67.7%
Had Intercepted	2	3
<b>PUNTS/AVERAGE</b>	<b>6/41.7</b>	<b>8/38.0</b>
<b>NET PUNTING AVG.</b>	<b>6/34.2</b>	<b>8/34.9</b>
<b>PENALTIES/YARDS</b>	<b>9/79</b>	<b>15/174</b>
<b>FUMBLES/BALL LOST</b>	<b>3/1</b>	<b>4/1</b>
<b>TOUCHDOWNS</b>	<b>7</b>	<b>6</b>
Rushing	1	1
Passing	6	5
Returns	0	0

## SCORE BY PERIODS

	1	2	3	4	OT	PTS
<b>RAVENS</b>	<b>14</b>	<b>17</b>	<b>17</b>	<b>13</b>	<b>0</b>	<b>61</b>
<b>Opponents</b>	<b>10</b>	<b>13</b>	<b>14</b>	<b>15</b>	<b>0</b>	<b>52</b>

## SCORING

	TD	RU	PA	RT	K/PAT	FG	S	PTS
Tucker	0	0	0	0	7/7	4/4	0	19
Aiken	1	0	1	0			0	6
Daniels	1	0	1	0			0	6
Forsett	1	0	1	0			0	6
Gillmore	1	0	1	0			0	6
Pierce	1	1	0	0			0	6
T. Smith	1	0	1	0			0	6
S. Smith Sr.	1	0	1	0			0	6
<b>RAVENS</b>	<b>7</b>	<b>1</b>	<b>6</b>	<b>0</b>	<b>7/7</b>	<b>4/4</b>	<b>0</b>	<b>61</b>
<b>Opponents</b>	<b>6</b>	<b>1</b>	<b>5</b>	<b>0</b>	<b>5/5</b>	<b>3/3</b>	<b>1</b>	<b>52</b>

## 2-PT. CONVERSIONS: RAVENS 0-0, Opponents 0-1

**SACKS:** Dumervil 2, Jernigan 1, Ngata 1, Upshaw 1, B. Williams 1, McPhee 0.5, Suggs 0.5, **RAVENS 7, Opponents 1**

**FUM/LOST:** Flacco 1/0, Forsett 1/1, Juszczyk 1/0

## PASSING

	ATT	COMP	YARDS	COMP%	YDS/ATT
Flacco	74	46	551	62.2%	7.45
<b>RAVENS</b>	<b>74</b>	<b>46</b>	<b>551</b>	<b>62.2%</b>	<b>7.45</b>
<b>Opponents</b>	<b>99</b>	<b>67</b>	<b>774</b>	<b>67.7%</b>	<b>7.82</b>

## RUSHING

	NO	YDS	AVG	LG	TD
Forsett	40	169	4.2	19	0
Flacco	8	8	1.0	9	0
Pierce	2	7	3.5	5t	1
Toussaint	2	5	2.5	3	0
Campanaro	1	0	0.0	0	0
<b>RAVENS</b>	<b>53</b>	<b>189</b>	<b>3.6</b>	<b>19</b>	<b>1</b>
<b>Opponents</b>	<b>32</b>	<b>82</b>	<b>2.6</b>	<b>16</b>	<b>1</b>

## RECEIVING

	NO	YDS	AVG	LG	TD
S. Smith Sr.	8	145	18.1	40	1
Daniels	8	111	13.9	23	1
M. Brown	6	48	8.0	13	0
Juszczyk	6	45	7.5	11	0
T. Smith	5	90	18.0	35	1
Campanaro	4	39	9.8	16	0
Forsett	3	24	8.0	16t	1
Gillmore	2	30	15.0	21t	1
Aiken	2	23	11.5	19t	1
J. Jones	1	3	3.0	3	0
Toussaint	1	-7	-7.0	-7	0
<b>RAVENS</b>	<b>46</b>	<b>551</b>	<b>12.0</b>	<b>40</b>	<b>6</b>
<b>Opponents</b>	<b>67</b>	<b>774</b>	<b>11.6</b>	<b>51t</b>	<b>5</b>

## INTERCEPTIONS

	NO	YDS	AVG	LG	TD
Suggs	1	3	3.0	3	0
D. Smith	1	0	0.0	0	0
Stewart	1	0	0.0	0	0
<b>RAVENS</b>	<b>3</b>	<b>3</b>	<b>1.0</b>	<b>3</b>	<b>0</b>
<b>Opponents</b>	<b>2</b>	<b>0</b>	<b>0.0</b>	<b>0</b>	<b>0</b>

## PUNTING

	NO	YDS	AVG	NET	TB	IN	LG	BLK
Koch	5	250	50.0	34.2	0	0	53	1
<b>RAVENS</b>	<b>6</b>	<b>250</b>	<b>41.7</b>	<b>34.2</b>	<b>0</b>	<b>0</b>	<b>53</b>	<b>1</b>
<b>Opponents</b>	<b>8</b>	<b>304</b>	<b>38.0</b>	<b>34.9</b>	<b>0</b>	<b>3</b>	<b>49</b>	<b>0</b>

## PUNT RETURNS

	RET	FC	YDS	AVG	LG	TD
J. Jones	3	1	20	6.7	9	0
Cason	1	0	5	5.0	5	0
Campanaro	0	1	0	---	---	0
<b>RAVENS</b>	<b>4</b>	<b>2</b>	<b>25</b>	<b>6.3</b>	<b>9</b>	<b>0</b>
<b>Opponents</b>	<b>3</b>	<b>0</b>	<b>45</b>	<b>15.0</b>	<b>19</b>	<b>0</b>

## KICKOFF RETURNS

	NO	YDS	AVG	LG	TD
J. Jones	11	265	24.1	29	0
<b>RAVENS</b>	<b>11</b>	<b>265</b>	<b>24.1</b>	<b>29</b>	<b>0</b>
<b>Opponents</b>	<b>9</b>	<b>203</b>	<b>22.6</b>	<b>28</b>	<b>0</b>

## FIELD GOALS

	1-19	20-29	30-39	40-49	50+
Tucker	0/0	2/2	0/0	1/1	1/1
<b>RAVENS</b>	<b>0/0</b>	<b>2/2</b>	<b>0/0</b>	<b>1/1</b>	<b>1/1</b>
<b>Opponents</b>	<b>0/0</b>	<b>1/1</b>	<b>0/0</b>	<b>2/2</b>	<b>0/0</b>

**Tucker:** (28G, 45G, 52G) (25G)

**Opponents:** (45G, 22G, 47G) ()

	TD	TD%	INT	INT%	LG	SACK/LOST	RATING
Flacco	6	8.1%	2	2.7%	40	1/13	100.7
<b>RAVENS</b>	<b>6</b>	<b>8.1%</b>	<b>2</b>	<b>2.7%</b>	<b>40</b>	<b>1/13</b>	<b>100.7</b>
<b>Opponents</b>	<b>5</b>	<b>5.1%</b>	<b>3</b>	<b>3.0%</b>	<b>51t</b>	<b>7/47</b>	<b>95.3</b>

## DEFENSIVE STATISTICS

PLAYER	TT	SOLO	AS	SACKS	YDS LOST	RET. INT	RET. YDS	PD	FF	FR
Mosley, C.J.	19	12	7	0	0	0	0	0	1	0
Melvin, Rashaan	18	15	3	0	0	0	0	0	0	0
Smith, Daryl	16	13	3	0	0	1	0	1	2	0
Webb, Lardarius	9	8	1	0	0	0	0	0	0	0
Suggs, Terrell	8	3	5	0.5	2	1	3	1	0	0
Williams, Brandon	7	5	2	1	9	0	0	0	0	0
Hill, Will	6	5	1	0	0	0	0	2	0	0
McPhee, Pernell	4	0	4	0.5	2	0	0	0	0	0
Upshaw, Courtney	4	3	1	1	7	0	0	0	0	0
Dumervil, Elvis	3	3	0	2	18	0	0	0	0	0
Levine, Anthony	3	3	0	0	0	0	0	0	0	0
Miles, Jeromy	3	2	1	0	0	0	0	0	0	0
Ngata, Haloti	3	1	2	1	3	0	0	1	0	0
Stewart, Darian	3	3	0	0	0	1	0	2	0	1
Canty, Chris	2	2	0	0	0	0	0	0	0	0
Jernigan, Timmy	2	2	0	1	6	0	0	0	0	0
Cason, Antoine	1	1	0	0	0	0	0	0	0	0
Elam, Matt	1	1	0	0	0	0	0	0	0	0
Guy, Lawrence	1	0	1	0	0	0	0	0	0	0
<b>Totals</b>	<b>113</b>	<b>82</b>	<b>31</b>	<b>7</b>	<b>47</b>	<b>3</b>	<b>3</b>	<b>7</b>	<b>3</b>	<b>1</b>

## SPECIAL TEAMS STATISTICS

PLAYER	TT	SOLO	AS	FF	FR	BK
Juszczyk, Kyle	4	0	4	0	0	0
Aiken, Kamar	3	2	1	0	0	0
Miles, Jeromy	3	2	1	1	0	0
Orr, Zachary	3	1	2	0	0	0
Brown, Marlon	2	1	1	0	0	0
McClellan, Albert	2	1	1	0	0	0
Elam, Matt	1	1	0	0	0	0
<b>Totals</b>	<b>18</b>	<b>8</b>	<b>10</b>	<b>1</b>	<b>0</b>	<b>0</b>

Defensive and special teams statistics reflect press box stats.

# 2015 STATISTICS

## RESULTS AND ATTENDANCE

### WON 5, LOST 11

Date	Result	Score	Location	Attendance
09/13	L	13-19	at Denver	76,798
09/20	L	33-37	at Oakland	53,500
09/27	L	24-28	Cincinnati	70,970
10/01	W	23-20 OT	at Pittsburgh	63,929
10/11	L	30-33 OT	Cleveland	71,046
10/18	L	20-25	at San Francisco	70,799
10/26	L	18-26	at Arizona	64,722
11/01	W	29-26	San Diego	70,829
11/15	L	20-22	Jacksonville	70,837
11/22	W	16-13	St. Louis	71,105
11/30	W	33-27	at Cleveland	64,380
12/06	L	13-15	at Miami	64,519
12/13	L	6-35	Seattle	71,179
12/20	L	14-34	Kansas City	70,791
12/27	W	20-17	Pittsburgh	71,261
01/03	L	16-24	at Cincinnati	57,254

## TEAM STATISTICS

### TOTAL FIRST DOWNS

Category	RAVENS	OPPONENT
Rushing	89	80
Passing	211	189
Penalty	23	42
3rd Down: Made/Att	85/226	86/216
3rd Down Pct.	37.6	39.8
4th Down: Made/Att	12/24	4/9
4th Down Pct.	50.0	44.4

### POSSESSION AVG.

RAVENS	30:02	OPPONENT	30:02
--------	-------	----------	-------

### TOTAL NET YARDS

RAVENS	5749	OPPONENT	5398
--------	------	----------	------

Avg. Per Game	359.3	337.4
Total Plays	1083	1000
Avg. Per Play	5.3	5.4

### NET YARDS RUSHING

RAVENS	1478	OPPONENT	1661
--------	------	----------	------

Avg. Per Game	92.4	103.8
Total Rushes	383	418

### NET YARDS PASSING

RAVENS	4271	OPPONENT	3737
--------	------	----------	------

Avg. Per Game	266.9	233.6
Sacked/Yards Lost	24/178	37/220
Gross Yards	4449	3957
Att./Completions	676/426	545/350
Completion Pct.	63.0	64.2
Had Intercepted	21	6

### PUNTS/AVERAGE

RAVENS	74/46.7	OPPONENT	81/45.9
--------	---------	----------	---------

### NET PUNTING AVG.

RAVENS	74/42.9	OPPONENT	81/39.1
--------	---------	----------	---------

### PENALTIES/YARDS

RAVENS	122/1153	OPPONENT	103/748
--------	----------	----------	---------

### FUMBLES/BALL LOST

RAVENS	13/7	OPPONENT	18/8
--------	------	----------	------

### TOUCHDOWNS

Rushing	33	45
Passing	8	10
Returns	21	30
	4	5

## SCORE BY PERIODS

	1	2	3	4	OT	PTS
RAVENS	64	88	58	115	3	328
OPPONENTS	80	124	91	103	3	401

## SCORING

Player	TD	RU	PA	RT	K/PAT	FG	S	PTS
Tucker	0	0	0	0	29/29	33/40	0	128
Aiken	5	0	5	0			0	30
Gillmore	4	0	4	0			0	24
Juszczyk	4	0	4	0			0	24
Allen	3	1	2	0			0	18
Flacco	3	3	0	0			0	18
S. Smith Sr.	3	0	3	0			0	18
Forsett	2	2	0	0			0	12
Campanaro	1	1	0	0			0	6
Clay	1	0	0	1			0	6
Givens	1	0	1	0			0	6
Hill III	1	0	0	1			0	6
Matthews	1	0	1	0			0	6
Mosley	1	0	0	1			0	6
J. Smith	1	0	0	1			0	6
Taliaferro	1	1	0	0			0	6
M. Williams	1	0	1	0			0	6
Boyle	0	0	0	0			0	2
<b>RAVENS</b>	<b>33</b>	<b>8</b>	<b>21</b>	<b>4</b>	<b>29/29</b>	<b>33/40</b>	<b>0</b>	<b>328</b>
<b>Opponents</b>	<b>45</b>	<b>10</b>	<b>30</b>	<b>5</b>	<b>37/40</b>	<b>30/36</b>	<b>0</b>	<b>401</b>

2-PT. CONVERSIONS: Boyle RAVENS 1-4, Opponents 2-5

FUM/LOST: Flacco 5/2, Allen 2/2, Ross 2/2, West (LG) 2/2, Aiken 1/1, Butler 1/0, Clausen (LG) 1/0, Levine 1/0, M. Williams 1/0

## PASSING

Player	ATT	COMP	YARDS	COMP%	YDS/ATT	TD	TD%	INT	INT%	LG	SACK/LOST	RATING
Flacco	413	266	2791	64.4	6.76	14	3.4	12	2.9	50t	16/124	83.1
Mallett LG	244	136	1336	55.7	5.48	5	2.0	6	2.5	48	6/32	67.9
Mallett TM	97	58	566	59.8	5.84	2	2.1	2	2.1	39	2/19	74.5
Clausen LG	125	72	739	57.6	5.91	2	1.6	4	3.2	48t	7/38	66.7
Clausen TM	85	49	555	57.6	6.53	2	2.4	3	3.5	48t	3/8	70.5
Schaub	80	52	540	65.0	6.75	3	3.8	4	5.0	48	3/27	76.0
Koch	1	1	-3	100.0	-3.00	0	0.0	0	0.0	-3	0/0	79.2
<b>RAVENS</b>	<b>676</b>	<b>426</b>	<b>4449</b>	<b>63.0</b>	<b>6.58</b>	<b>21</b>	<b>3.1</b>	<b>21</b>	<b>3.1</b>	<b>50t</b>	<b>24/178</b>	<b>79.4</b>
<b>Opponents</b>	<b>545</b>	<b>350</b>	<b>3957</b>	<b>64.2</b>	<b>7.26</b>	<b>30</b>	<b>5.5</b>	<b>6</b>	<b>1.1</b>	<b>80t</b>	<b>37/220</b>	<b>99.6</b>

## RUSHING

Player	NO	YDS	AVG	LG	TD
Forsett	151	641	4.2	33	2
Allen	137	514	3.8	44	1
West LG	62	231	3.7	17	0
West TM	46	180	3.9	17	0
Taliaferro	13	47	3.6	7t	1
Clausen LG	11	36	3.3	11	0
Clausen TM	6	28	4.7	8	0
Flacco	13	23	1.8	16	3
Givens LG	4	18	4.5	24	0
Givens TM	3	-6	-2.0	2	0
Campanaro	2	17	8.5	9t	1
Mallett LG	5	15	3.0	6t	1
Mallett TM	1	4	4.0	4	0
Schaub	4	10	2.5	7	0
Koch	1	7	7.0	7	0
Magee	2	5	2.5	4	0
Juszczyk	2	3	1.5	2	0
Levine Sr.	1	3	3.0	3	0
Ross	1	2	2.0	2	0
<b>RAVENS</b>	<b>383</b>	<b>1478</b>	<b>3.9</b>	<b>44</b>	<b>8</b>
<b>Opponents</b>	<b>418</b>	<b>1661</b>	<b>4.0</b>	<b>62</b>	<b>10</b>

## RECEIVING

Player	NO	YDS	AVG	LG	TD
Aiken	75	944	12.6	48t	5
S. Smith Sr.	46	670	14.6	50t	3
Allen	45	353	7.8	41t	2
Juszczyk	41	321	7.8	39	4
Gillmore	33	412	12.5	46	4
M. Williams	32	268	8.4	28	1
Butler	31	363	11.7	41	0
Forsett	31	153	4.9	32	0
Givens LG	20	353	17.7	48	1
Givens TM	19	346	18.2	48	1
Boyle	18	153	8.5	25	0
M. Brown	14	112	8.0	22	0
Matthews LG	13	151	11.6	21	1
Matthews TM	9	97	10.8	21	1
Ross	9	88	9.8	18	0
D. Brown	6	64	10.7	31	0
Campanaro	5	35	7.0	11	0
Taliaferro	5	29	5.8	11	0
West	4	21	5.3	8	0
Waller	2	18	9.0	17	0
Magee	1	2	2.0	2	0
<b>RAVENS</b>	<b>426</b>	<b>4449</b>	<b>10.4</b>	<b>50t</b>	<b>21</b>
<b>Opponents</b>	<b>350</b>	<b>3957</b>	<b>11.3</b>	<b>80t</b>	<b>30</b>

## PUNTING

Player	NO	YDS	AVG	NET	TB	IN	LG	BLK
Koch	74	3454	46.7	42.9	5	29	67	0
<b>RAVENS</b>	<b>74</b>	<b>3454</b>	<b>46.7</b>	<b>42.9</b>	<b>5</b>	<b>29</b>	<b>67</b>	<b>0</b>
<b>Opponents</b>	<b>81</b>	<b>3715</b>	<b>45.9</b>	<b>39.1</b>	<b>5</b>	<b>24</b>	<b>70</b>	<b>1</b>

## PUNT RETURNS

Player	RET	FC	YDS	AVG	LG	TD
Clay	23	3	244	10.6	82t	1
Ross	10	5	109	10.9	42	0
Campanaro	3	3	49	16.3	21	0
S. Smith Sr.	2	1	32	16.0	22	0
Webb	2	3	16	8.0	9	0
<b>RAVENS</b>	<b>40</b>	<b>15</b>	<b>450</b>	<b>11.3</b>	<b>82t</b>	<b>1</b>
<b>Opponents</b>	<b>35</b>	<b>12</b>	<b>176</b>	<b>5.0</b>	<b>29</b>	<b>0</b>

## KICKOFF RETURNS

Player	NO	YDS	AVG	LG	TD
Clay	15	371	24.7	39	0
Ross	7	205	29.3	46	0
Mostert	5	164	32.8	50	0
Campanaro	3	79	26.3	29	0
Boyle	1	10	10.0	10	0
Juszczyk	1	7	7.0	7	0
Z. Smith	1	15	15.0	15	0
M. Williams	1	6	6.0	6	0
<b>RAVENS</b>	<b>34</b>	<b>857</b>	<b>25.2</b>	<b>50</b>	<b>0</b>
<b>Opponents</b>	<b>9</b>	<b>229</b>	<b>25.4</b>	<b>40</b>	<b>0</b>

## FIELD GOALS

Player	1-19	20-29	30-39	40-49	50+
Tucker	0/0	10/10	9/9	10/11	4/0
<b>RAVENS</b>	<b>0/0</b>	<b>10/10</b>	<b>9/9</b>	<b>10/11</b>	<b>4/0</b>
<b>Opponents</b>	<b>0/0</b>	<b>6/7</b>	<b>8/8</b>	<b>10/12</b>	<b>6/9</b>

Tucker: (52G,44G)(22G,21G,37G,31G)(50N,21G)(40G,42G,52G)(51N,23G)(22G,36G,45N)(44G)(48G,29G,48G,45G,39G)(58N)(51N,25G,20G,51N,47G)(49G,35G)(38G,31G,55N)(28G,30G)(37G,50G)(28G,50G,49G)

Opponents: (57G,56G,43G,33G)(23G,46G,48G)(45G,36G,49N,41N)(43G,43G,37G,32G)(53G,31G,26G,42G)(55N,21G,21G)(42G,49G)(21G,45G,26B,53G)(52N)(31G,21G,)(1)(53G,32G)(34G)(52G)

# 2015 STATISTICS

## DEFENSIVE STATISTICS

PLAYER	TT	SOLO	AS	SACKS	YDS		RET.	PD	FF	FR
					LOST	INT				
Smith, Daryl	121	72	49	3	19.5	1	-1	3	0	0
Mosley, C.J.	115	75	40	4	18	0	0	7	1	1
Hill III, Will	64	48	16	1	8	1	25	7	0	0
Lewis, Kendrick	62	40	22	0	0	0	0	6	1	0
Webb, Lardarius	56	48	8	0	0	1	3	11	0	0
Smith, Jimmy	54	48	6	1	0	3*	24	10	0	0
Williams, Brandon	54	36	18	2	19	0	0	2	1	0
Upshaw, Courtney	51	27	24	2	13	0	0	3	2	3
Dumervil, Elvis	48	29	19	6	33	0	0	1	1	2
Guy, Lawrence	46	29	17	4.5	20.5	0	0	1	0	0
Jernigan, Timmy	37	18	19	4	36.5	0	0	0	0	0
Wright, Shareece	35	31	4	0	0	0	0	4	0	0
Smith, Za'Darius	32	20	12	5.5	24.5	0	0	1	0	0
Arrington, Kyle	28	22	6	0	0	0	0	3	1	0
Canty, Chris	20	11	9	1	8	0	0	1	0	0
Orr, Zachary	17	14	3	1	8	0	0	1	0	0
Davis, Carl	11	4	7	0	0	0	0	2	0	0
McClellan, Albert	11	7	4	1	9	0	0	1	0	1
Urban, Brent	10	5	5	1	3	0	0	0	0	0
Brooks, Terrence	7	6	1	0	0	0	0	1	0	0
Trawick, Brynden	7	4	3	0	0	0	0	1	0	0
Lewis-Moore, Kapron	3	3	0	0	0	0	0	0	0	0
Davis, Will	1	1	0	0	0	0	0	1	0	0
Levine Sr., Anthony	1	1	0	0	0	0	0	0	0	0
Melvin, Rashaan	1	1	0	0	0	0	0	0	0	0
Rolle, Jumal	1	1	0	0	0	0	0	0	0	0
Walker, Tray	1	1	0	0	0	0	0	0	0	0
Team	1	1	0	0	0	0	0	0	0	0
<b>Totals</b>	<b>895</b>	<b>603</b>	<b>292</b>	<b>37</b>	<b>220</b>	<b>6</b>	<b>51</b>	<b>67</b>	<b>7</b>	<b>7</b>

\*Jimmy Smith returned an INT 24 yards for a TD at Den. (9/13)

INTERCEPTIONS	NO	YDS	AVG	LG	TD
J. Smith	3	24	8.0	24t	1
Hill III	1	25	25.0	25	0
Webb	1	3	3.0	3	0
D. Smith	1	-1	-1.0	-1	0
<b>RAVENS</b>	<b>6</b>	<b>51</b>	<b>8.5</b>	<b>25</b>	<b>1</b>
<b>Opponents</b>	<b>21</b>	<b>340</b>	<b>16.2</b>	<b>90t</b>	<b>4</b>

**SACKS:** Dumervil 6, Z. Smith 5.5, Guy 4.5, Jernigan 4, Mosley 4, D. Smith 3, Upshaw 2, B. Williams 2, Canty 1, Hill 1, McClellan 1, Orr 1, J. Smith 1, Urban 1 **RAVENS 37, Opponents 24**

## SPECIAL TEAMS STATISTICS

PLAYER	TT	SOLO	AS	FF	FR	BK
Trawick, Brynden	9	9	0	0	0	0
Levine Sr., Anthony	6	6	0	1	0	0
McClellan, Albert	6	6	0	0	0	0
Orr, Zachary	5	5	0	0	0	0
Waller, Darren	3	3	0	0	0	0
Brown, Arthur	2	2	0	0	0	0
Brooks, Terrence	1	1	0	0	0	0
Brown, Marlon	1	1	0	0	0	0
Jackson, Asa	1	1	0	0	0	2
Juszczyk, Kyle	1	1	0	0	0	0
Koch, Sam	1	1	0	0	0	0
Lewis, Kendrick	1	1	0	0	0	0
Matthews, Chris	1	1	0	0	0	0
Mosley, C.J.	1	1	0	0	0	0
Mostert, Raheem	1	1	0	0	0	0
Ross, Jeremy	1	1	0	0	0	0
Taliaferro, Lorenzo	1	1	0	0	0	0
Tucker, Justin	1	1	0	0	0	0
Walker, Tray	1	1	0	0	0	0
Guy, Lawrence	0	0	0	0	0	1
Smith, Za'Darius	0	0	0	0	0	1
Urban, Brent	0	0	0	0	0	1
<b>Totals</b>	<b>44</b>	<b>44</b>	<b>0</b>	<b>1</b>	<b>0</b>	<b>5</b>

Defensive and special teams statistics reflect press box stats.

## RAVENS COACHES

**John Harbaugh**, Head Coach; **Jerry Rosburg**, Special Teams Coordinator/Associate Head Coach; **Dean Pees**, Defensive Coordinator; **Marc Trestman**, Offensive Coordinator; **Richard Angelo**, Tight Ends; **Juney Barnett**, Asst. Strength and Conditioning; **Andy Bischoff**, Offensive Quality Control; **Clarence Brooks**, Defensive Line; **Randy Brown**, Kicking Consultant; **Juan Castillo**, Offensive Line; **Scott Cohen**, Coaching Consultant; **John Egorogwu**, Staff Assistant – Defense; **Bobby Engram**, Wide Receivers; **Thomas Hammock**, Running Backs; **Chris Hewitt**, Defensive Backs; **Chris Horton**, Staff Asst. – Special Teams; **Mike Macdonald**, Defensive Asst.; **Don Martindale**, Inside Linebackers; **Megan McLaughlin**, Football Information Mgr.; **Ted Monachino**, Linebackers; **Marty Mornhinweg**, Quarterbacks; **Torrey Myers**, Staff Asst. – Offense; **Dan Parsons**, Asst. to the Head Coach; **Bob Rogucki**, Strength and Conditioning; **Eugene Shen**, Director of Coaching Analytics; **Martin Streight**, Staff Asst. - Strength and Conditioning; **Lonnie Teasley**, Staff Asst. – Offense/Strength and Conditioning; **Craig Ver Steeg**, Senior Offensive Asst.; **Todd Washington**, Asst. Offensive Line; **Matt Weiss**, Cornerbacks; **Drew Wilkins**, Defensive Coaching Asst.

## RAVENS HONOR ROLL

### AP All-Pro:

P Sam Koch (2nd Team), G/T Marshal Yanda (1st Team)

### PFWA Awards:

P Sam Koch (All-AFC). G/T Marshal Yanda (All-NFL, All-AFC)

### Sporting News All-Pro:

G/T Marshal Yanda

### Pro Bowl:

LS Morgan Cox, LB Elvis Dumervil, P Sam Koch, G Marshal Yanda

### AFC Players of the Week:

S Will Hill III (Week 12) - Special Teams  
K Justin Tucker (Week 4, Week 8) - Special Teams

### AFC Player of the Month:

K Justin Tucker (November) - Special Teams

### Ed Block Courage Award:

TE Dennis Pitta

### Ravens Roost Unsung Hero & Extra Effort:

P Sam Koch

### Team MVP (Baltimore Media):

G/T Marshal Yanda

## USUAL STARTING LINEUPS

<b>WR</b>	<b>LT</b>	<b>LG</b>	<b>C</b>	<b>RG</b>	<b>RT</b>	<b>TE</b>	<b>WR</b>	<b>QB</b>	<b>RB</b>	<b>FB</b>
S. Smith	E. Monroe/J. Hurst	K. Osemele	J. Zuttah	M. Yanda	R. Wagner	C. Gillmore	K. Aiken	J. Flacco	J. Forsett	K. Juszczyk
<b>DT</b>	<b>DE</b>	<b>NT</b>	<b>SAM</b>	<b>MIKE</b>	<b>WILL</b>	<b>RUSH</b>	<b>RCB</b>	<b>LCB</b>	<b>SS</b>	<b>FS</b>
T. Jernigan	C. Canty	B. Williams	C. Upshaw	D. Smith	C. Mosley	E. Dumervil	J. Smith	L. Webb	W. Hill III	K. Lewis

## RAVENS SEASON TRENDS

	Record		Record
Record	5-11	Positive or Even Turnover Ratio	3-2
vs. AFC North	3-3	Negative Turnover Ratio	2-9
vs. AFC	4-8	Winning Penalty Ratio	1-4
vs. NFC	1-3	Losing Penalty Ratio	3-6
Home	3-5	Overtime	1-1
Away	2-6	With a 100-Yard Rusher	1-1
On Grass	2-5	Without a 100-yard Rusher	4-10
Artificial Turf	3-6	With a 100-Yard Receiver	1-5
Outdoors	5-10	Without a 100-yard Receiver	4-6
Indoors	0-1	With a 300-Yard Passer	1-5
Leading at Halftime	2-3	Without a 300-Yard Passer	4-6
Tied at Halftime	0-1	When Allowing a 100-Yard Rusher	2-2
Trailing at Halftime	3-7	When Not Allowing a 100-Yard Rusher	3-9
Leading After 3 Quarters	2-2	When Allowing a 100-Yard Receiver	0-5
Tied After 3 Quarters	0-0	When Not Allowing a 100-Yard Receiver	5-6
Trailing After 3 Quarters	3-9	When Allowing a 300-Yard Passer	1-4
Decided by 7 Points or less	5-7	When Not Allowing a 300-Yard Passer	4-7
Decided by 3 Points or less	4-3	When Recording 3 or more sacks	2-6
When Scoring First	3-3	When Holding an Opponent Under 250 Net Yards	1-2
When Not Scoring First	2-8	When Holding an Opponent Under 21 Points	3-2
		When Holding an Opponent Under 15 Points	1-1



# 2016 STATISTICS

## RESULTS AND ATTENDANCE

### WON 8, LOST 8

Date	Result	Score	Opponent	Attendance
09/11	W	13-7	Buffalo	71,104
09/18	W	25-20	at Cleveland	67,431
09/25	W	19-17	at Jacksonville	60,127
10/02	L	27-28	Oakland	71,152
10/09	L	10-16	Washington	71,318
10/16	L	23-27	at NY Giants	78,487
10/23	L	16-24	at NY Jets	78,160
11/06	W	21-14	Pittsburgh	71,286
11/10	W	28-7	Cleveland	70,921
11/20	L	17-27	at Dallas	93,056
11/27	W	19-14	Cincinnati	70,903
12/04	W	38-6	Miami	70,916
12/12	L	23-30	at New England	66,829
12/18	W	27-26	Philadelphia	71,223
12/25	L	27-31	at Pittsburgh	66,276
01/01	L	10-27	at Cincinnati	54,944

## TEAM STATISTICS

### TOTAL FIRST DOWNS

Category	RAVENS	OPPONENT
Rushing	316	294
Passing	79	74
Penalty	205	190
3rd Down: Made/Att	32	30
3rd Down Pct.	86/233	75/214
4th Down: Made/Att	36.9	35.0
4th Down Pct.	8/19	11/16

### POSESSION AVG.

Category	RAVENS	OPPONENT
Avg. Per Play	30:46	29:14
Total Plays	5563	5154
Avg. Per Game	347.7	322.1
Total Plays	1079	993
Avg. Per Play	5.2	5.2

### NET YARDS RUSHING

Category	RAVENS	OPPONENT
Avg. Per Game	1463	1430
Total Rushes	91.4	89.4
Gross Yards	367	384

### NET YARDS PASSING

Category	RAVENS	OPPONENT
Avg. Per Game	4100	3724
Sacked/Yards Lost	256.3	232.8
Gross Yards	33/243	31/223
Att./Completions	4343	3947
Completion Pct.	679/439	578/369
Had Intercepted	64.7	63.8

### PUNTS/AVERAGE

Category	RAVENS	OPPONENT
NET PUNTING AVG.	80/45.8	91/44.9
PENALTIES/YARDS	80/39.9	91/40.5

### FUMBLES/BALL LOST

Category	RAVENS	OPPONENT
PENALTIES/YARDS	125/1111	95/900
FUMBLES/BALL LOST	19/7	26/10

### TOUCHDOWNS

Category	RAVENS	OPPONENT
Touchdowns	32	39
Rushing	10	10
Passing	20	28
Returns	2	1

### SCORE BY PERIODS

Period	1	2	3	4	OT	PTS
RAVENS	93	82	62	106	0	343
Opponents	73	79	60	109	0	321

## SCORING

Player	TD	RU	PA	RT	K/PAT	FG	S	PTS
Tucker	0	0	0	0	27/27	38/39	0	141
West	6	5	1	0	0	0	0	36
S. Smith	5	0	5	0	0	0	0	34
Wallace	4	0	4	0	0	0	0	26
Dixon	3	2	1	0	0	0	0	18
Perriman	3	0	3	0	0	0	0	18
Flacco	2	2	0	0	0	0	0	12
Moore	2	0	0	2	0	0	0	12
Pitta	2	0	2	0	0	0	0	12
Waller	2	0	2	0	0	0	0	12
Aiken	1	0	1	0	0	0	0	6
Gillmore	1	0	1	0	0	0	0	6
Juszczyk	1	1	0	1	0	0	0	6
Young	0	0	0	0	0	0	0	2
<b>RAVENS</b>	<b>32</b>	<b>10</b>	<b>20</b>	<b>2</b>	<b>27/27</b>	<b>38/39</b>	<b>0</b>	<b>343</b>
<b>Opponents</b>	<b>39</b>	<b>10</b>	<b>28</b>	<b>1</b>	<b>33/36</b>	<b>16/22</b>	<b>2</b>	<b>321</b>

2-PT. CONVERSIONS: S. Smith 2, Juszczyk, Wallace **RAVENS 4-5**, Opponents **1-3**

FUM/LOST: Flacco 5/3, Hester 5/1, West 2/0, Cox 1/0, Dixon 1/0, Jernigan 1/1, Moore 1/0, Mosley 1/1, Pitta 1/1, Wallace 1/0

SACKS: Suggs 8, Jernigan 5, Judon 4, Dumervil 3, Pierce 2, Urban 2, Guy 1, McClellan 1, Powers 1, Z. Smith 1, Webb 1, Weddle 1, B. Williams 1, **TEAM 31**, Opponents **33**

## PASSING

Player	ATT	COMP	YARDS	COMP%	YDS/ATT	TD	TD%	INT	INT%	LG	SACK/LOST	RATING
Flacco	672	436	4317	64.9	6.42	20	3.0	15	2.2	95t	33/243	83.5
Mallett	6	3	26	50.0	4.33	0	0.0	1	16.7	12	0/0	22.2
Tucker	1	0	0	0.0	0.00	0	0.0	0	0.0	0	0/0	39.6
<b>RAVENS</b>	<b>679</b>	<b>439</b>	<b>4343</b>	<b>64.7</b>	<b>6.40</b>	<b>20</b>	<b>2.9</b>	<b>16</b>	<b>2.4</b>	<b>95t</b>	<b>33/243</b>	<b>82.6</b>
<b>Opponents</b>	<b>578</b>	<b>369</b>	<b>3947</b>	<b>63.8</b>	<b>6.83</b>	<b>28</b>	<b>4.8</b>	<b>18</b>	<b>3.1</b>	<b>79t</b>	<b>31/223</b>	<b>86.9</b>

## RUSHING

Player	NO	YDS	AVG	LG	TD
West	193	774	4.0	41	5
Dixon	88	382	4.3	20	2
Forsett	31	98	3.2	11	0
Campanaro	3	72	24.0	39	0
Flacco	21	58	2.8	16	2
Allen	9	34	3.8	7	0
Wallace	5	31	6.2	13	0
Juszczyk	5	22	4.4	10t	1
Moore	3	19	6.3	10	0
Perriman	1	2	2.0	2	0
Taliaferro	1	0	0.0	0	0
Mallett	5	-6	-1.2	-1	0
Koch	2	-23	-11.5	0	0
<b>RAVENS</b>	<b>367</b>	<b>1463</b>	<b>4.0</b>	<b>41</b>	<b>10</b>
<b>Opponents</b>	<b>384</b>	<b>1430</b>	<b>3.7</b>	<b>85t</b>	<b>10</b>

## RECEIVING

Player	NO	YDS	AVG	LG	TD
Pitta	86	729	8.5	30	2
Wallace	72	1017	14.1	95t	4
S. Smith	70	799	11.4	52t	5
Juszczyk	37	266	7.2	40	0
West	34	236	6.9	17	1
Perriman	33	499	15.1	53t	3
Dixon	30	162	5.4	16	1
Aiken	29	328	11.3	29	1
Forsett	11	36	3.3	10	0
Waller	10	85	8.5	15	2
Gillmore	8	71	8.9	22	1
Moore	7	46	6.6	13	0
Boyle	6	44	7.3	20	0
Allen	3	15	5.0	8	0
Taliaferro	3	10	3.3	8	0
D. Brown	6	64	10.7	31	0
Campanaro	5	35	7.0	11	0
Taliaferro	5	29	5.8	11	0
<b>RAVENS</b>	<b>439</b>	<b>4343</b>	<b>9.9</b>	<b>95t</b>	<b>20</b>
<b>Opponents</b>	<b>369</b>	<b>3947</b>	<b>10.7</b>	<b>79t</b>	<b>28</b>

## INTERCEPTIONS

Player	NO	YDS	AVG	LG	TD
Weddle	4	92	23.0	53	0
Mosley	4	40	10.0	28	0
Orr	3	23	7.7	14	0
Young	2	22	11.0	16	0
Powers	2	1	0.5	1	0
Lewis-Harris	1	11	11.0	11	0
W. Davis	1	0	0.0	0	0
Jernigan	1	0	0.0	0	0
Webb	1	0	0.0	0	0
<b>RAVENS</b>	<b>18</b>	<b>178</b>	<b>9.9</b>	<b>53</b>	<b>0</b>
<b>Opponents</b>	<b>16</b>	<b>169</b>	<b>10.6</b>	<b>51</b>	<b>0</b>

## PUNTING

Player	NO	YDS	AVG	NET	TB	IN	LG	BLK
Koch	80	3665	45.8	39.9	5	37	68	0
<b>RAVENS</b>	<b>80</b>	<b>3665</b>	<b>45.8</b>	<b>39.9</b>	<b>5</b>	<b>37</b>	<b>68</b>	<b>0</b>
<b>Opponents</b>	<b>91</b>	<b>4089</b>	<b>44.9</b>	<b>40.5</b>	<b>8</b>	<b>31</b>	<b>63</b>	<b>1</b>

## PUNT RETURNS

Player	RET	FC	YDS	AVG	LG	TD
Hester	25	15	180	7.2	28	0
Campanaro	5	3	63	12.6	17	0
Webb	2	3	3	1.5	3	0
<b>RAVENS</b>	<b>32</b>	<b>21</b>	<b>246</b>	<b>7.7</b>	<b>28</b>	<b>0</b>
<b>Opponents</b>	<b>33</b>	<b>14</b>	<b>375</b>	<b>11.4</b>	<b>85t</b>	<b>0</b>

## KICKOFF RETURNS

Player	NO	YDS	AVG	LG	TD
Hester	19	466	24.5	60	0
Moore	7	162	23.1	34	0
Webb	1	8	8.0	8	0
Boyle	1	0	0.0	0	0
<b>RAVENS</b>	<b>28</b>	<b>636</b>	<b>22.7</b>	<b>60</b>	<b>0</b>
<b>Opponents</b>	<b>27</b>	<b>559</b>	<b>20.7</b>	<b>45</b>	<b>0</b>

## FIELD GOALS

Player	1-19	20-29	30-39	40-49	50+
Tucker	0/0	4/4	10/11	14/14	10/10
<b>RAVENS</b>	<b>0/0</b>	<b>4/4</b>	<b>10/11</b>	<b>14/14</b>	<b>10/10</b>
<b>Opponents</b>	<b>0/0</b>	<b>9/9</b>	<b>5/5</b>	<b>2/4</b>	<b>0/4</b>

**Tucker:** (50G,37G)(52G,49G,41G)(43G,42G,37G,53G)(24G,43G)(31G)(23G,39G,35G)(50G,49G,44G)(49G,42G)(25G,40G)(46G)(52G,57G,54G,36G)(55G)(34B,50G,38G,37G)(53G,47G)(41G,38G,46G,23G)(30G)

**Opponents:** (49N)(52N)(49G,52B)(56N,27G)(21G,31G)(22G,51B)(30G,21G)(23G,36G)(46N)(45G,34G,27G,29G)(36G)(23G,24G)

# 2016 STATISTICS

## DEFENSIVE STATISTICS

PLAYER	TT	SOLO	AS	SACKS	YDS LOST	INT	RET. YDS	PD	FF	FR
Orr, Zach	130	89	41	0	0	3	23	5	1	2
Mosley, C.J.	92	56	36	0	0	4	40	8	1	0
Weddle, Eric	89	48	41	1	5	4	92	13	1	0
Webb, Lardarius	73	59	14	1	10	1	0	5	0	0
McClellan, Albert	52	31	21	1	2	0	0	0	0	0
Williams, Brandon	51	34	17	1	3	0	0	1	0	0
Wright, Shareece	50	42	8	0	0	0	0	6	0	0
Young, Tavon	50	41	9	0	0	2	22	8	0	1
Pierce, Michael	35	19	16	2	9	0	0	1	0	0
Suggs, Terrell	35	28	7	8	62	0	0	4	3	0
Powers, Jerraud	33	26	7	1	11	2	1	5	0	0
Smith, Jimmy	32	29	3	0	0	0	0	4	0	0
Jernigan, Timmy	31	16	15	5	36	1	0	3	0	1
Guy, Lawrence	28	14	14	1	9	0	0	0	1	1
Judon, Matthew	27	12	15	4	34	0	0	2	0	1
Smith, Za'Darius	20	10	10	1	9	0	0	1	1	0
Dumervil, Elvis	11	9	2	3	24	0	0	0	2	1
Onwuasor, Patrick	10	1	9	0	0	0	0	0	0	0
Urban, Brent	10	7	3	2	9	0	0	2	0	0
Levine Sr., Anthony	7	4	3	0	0	0	0	1	0	0
Davis, Will	4	1	3	0	0	1	0	1	0	0
Beyer, Brennen	3	2	1	0	0	0	0	0	0	0
Correa, Kamalei	3	2	1	0	0	0	0	1	1	0
Lewis-Harris, Chris	1	0	1	0	0	0	0	0	0	0
Lewis, Kendrick	1	1	0	0	0	0	0	0	0	0
Elam, Matt	1	1	0	0	0	0	0	0	0	0
Moore, Chris	0	0	0	0	0	0	0	0	0	*1
<b>Totals</b>	<b>879</b>	<b>582</b>	<b>297</b>	<b>31</b>	<b>223</b>	<b>18</b>	<b>178</b>	<b>71</b>	<b>11</b>	<b>8</b>

\*Chris Moore recovered a muffed snap on a punt for a TD at NYJ (10/23)

### INTERCEPTIONS

	NO	YDS	AVG	LG	TD
Weddle	4	92	23.0	53	0
Mosley	4	40	10.0	28	0
Orr	3	23	7.7	14	0
Young	2	22	11.0	16	0
Powers	2	1	0.5	1	0
Lewis-Harris LG	1	11	11.0	11	0
W. Davis	1	0	0.0	0	0
Jernigan	1	0	0.0	0	0
Webb	1	0	0.0	0	0
<b>RAVENS</b>	<b>18</b>	<b>178</b>	<b>9.9</b>	<b>53</b>	<b>0</b>
<b>Opponents</b>	<b>16</b>	<b>169</b>	<b>10.6</b>	<b>51</b>	<b>0</b>

### AP All-Pro:

K Justin Tucker (1st Team)  
ILB Zachary Orr (2nd Team)  
G Marshal Yanda (2nd Team)

### PFWA Awards:

K Justin Tucker (All-NFL)

### Sporting News All-Pro:

G Marshal Yanda; K Justin Tucker

### Pro Bowl:

LS Morgan Cox, FB Kyle Juszczyk, ILB C.J. Mosley, K Justin Tucker, S Eric Weddle, G Marshal Yanda, C Jeremy Zuttah

### AFC Players of the Week:

DE Lawrence Guy (Week 2) - Special Teams  
K Justin Tucker (Week 12) - Special Teams

### AFC Player of the Month:

K Justin Tucker (September) - Special Teams

### FedEx Air Player of the Week:

QB Joe Flacco

### Ed Block Courage Award:

S Matt Elam

### Ravens Roost Unsung Hero:

LB Zachary Orr

### Ravens Roost Extra Effort:

K Justin Tucker

### Team MVP (Baltimore Media):

K Justin Tucker

## SPECIAL TEAMS STATISTICS

PLAYER	TT	SOLO	AS	FF	FR	BK
Onwuasor, Patrick	10	8	2	1	0	0
Waller, Darren	6	6	0	0	0	0
Lewis, Kendrick	5	5	0	1	0	0
Juszczyk, Kyle	4	3	1	0	0	0
Levine Sr., Anthony	4	3	1	0	0	0
Moore, Chris	4	3	1	0	1	0
Elam, Matt	3	3	0	0	0	0
Huff, Marqueston	3	3	0	0	1	0
McClellan, Albert	3	3	0	0	0	0
Orr, Zach	3	3	0	0	0	0
Young, Tavon	3	3	0	0	0	0
Aiken, Kamar	2	2	0	0	0	0
Boyle, Nick	2	2	0	0	0	0
Canady, Maurice	2	2	0	0	0	0
Carter, Chris	2	2	0	0	0	0
Wright, Shareece	2	2	0	0	1	0
Correa, Kamalei	1	1	0	0	0	0
Cox, Morgan	1	1	0	0	0	0
Hester Sr., Devin	1	1	0	0	0	0
Koch, Sam	1	1	0	0	0	0
Williams, Maxx	1	1	0	0	0	0
Allen, Javorius	0	0	0	0	0	1
Guy, Lawrence	0	0	0	0	0	1
Urban, Brent	0	0	0	0	0	1
Williams, Brandon	0	0	0	0	0	1
<b>Totals</b>	<b>63</b>	<b>58</b>	<b>5</b>	<b>2</b>	<b>3</b>	<b>4</b>

Defense and special teams statistics reflect press box stats.

## RAVENS COACHES

**John Harbaugh**, Head Coach; **Jerry Rosburg**, Special Teams Coordinator/Associate Head Coach; **Marty Mornhinweg**, Offensive Coordinator; **Dean Pees**, Defensive Coordinator; **Richard Angulo**, Tight Ends; **Juney Barnett**, Assistant Strength & Conditioning; **Andy Bischoff**, Offensive Assistant; **Randy Brown**, Kicking Consultant; **Juan Castillo**, Offensive Line; **Scott Cohen**, Coaching Consultant; **John Egorogwu**, Staff Assistant-Defense; **Joe Cullen**, Defensive Line; **Bobby Engram**, Wide Receivers; **Leslie Frazier**, Secondary; **Thomas Hammock**, Running Backs; **Chris Hewitt**, Defensive Backs; **Chris Horton**, Assistant Special Teams; **Mike Macdonald**, Defensive Assistant; **Don Martindale**, Linebackers; **Megan McLaughlin**, Executive Assistant/Football Information Manager; **Torrey Myers**, Staff Assistant-Offense; **Dan Parsons**, Assistant to the Head Coach; **Bob Rogucki**, Strength and Conditioning; **Eugene Shen**, Director of Coaching Analytics; **Steve Saunders**, Director of Performance & Recovery; **Martin Streight**, Staff Assistant-Strength and Conditioning; **Lonnie Teasley**, Staff Assistant-Offense/Strength and Conditioning; **Craig Ver Steeg**, Senior Offensive Assistant; **Todd Washington**, Assistant Offensive Line; **Matt Weiss**, Offensive Assistant; **Drew Wilkins**, Defensive Coaching Assistant

## RAVENS HONOR ROLL

## USUAL STARTING LINEUPS

WR	LT	LG	C	RG	RT	TE	WR	QB	RB	FB
Wallace	Stanley	M. Yanda	J. Zuttah	V. Ducasse	R. Wagner	D. Pitta	S. Smith Sr.	J. Flacco	T. West	K. Juszczyk
DT	DE	NT	SAM	MIKE	WILL	RUSH	RCB	LCB	SS	FS
T. Jernigan	L. Guy	B. Williams	A. McClellan	C. Mosley	C. Mosley	T. Suggs	J. Smith	T. Young	E. Weddle	L. Webb

## RAVENS SEASON TRENDS

	Record		Record
Record	8-8	Positive or Even Turnover Ratio	6-6
vs. AFC North	4-2	Negative Turnover Ratio	2-2
vs. AFC	7-5	Winning Penalty Ratio	3-1
vs. NFC	1-3	Losing Penalty Ratio	4-6
Home	6-2	Overtime	0-0
Away	2-6	With a 100-Yard Rusher	0-1
On Grass	8-3	Without a 100-yard Rusher	8-7
Artificial Turf	0-5	With a 100-Yard Receiver	2-2
Outdoors	8-7	Without a 100-yard Receiver	6-6
Indoors	0-1	With a 300-Yard Passer	2-2
Leading at Halftime	7-3	Without a 300-Yard Passer	6-6
Tied at Halftime	0-1	When Allowing a 100-Yard Rusher	2-3
Trailing at Halftime	1-4	When Not Allowing a 100-Yard Rusher	6-5
Leading After 3 Quarters	7-1	When Allowing a 100-Yard Receiver	2-2
Tied After 3 Quarters	0-0	When Not Allowing a 100-Yard Receiver	6-6
Trailing After 3 Quarters	1-7	When Allowing a 300-Yard Passer	0-3
Decided by 7 Points or less	6-5	When Not Allowing a 300-Yard Passer	8-5
Decided by 3 Points or less	2-1	When Recording 3 or more sacks	4-1
When Scoring First	7-4	When Holding an Opponent Under 250 Net Yards	3-0
When Not Scoring First	1-4	When Holding an Opponent Under 21 Points	7-1
		When Holding an Opponent Under 15 Points	5-0

# 2017 STATISTICS

## RESULTS AND ATTENDANCE

### WON 9, LOST 7

Date	Result	Opponent	Attendance
09/10	W	at Cincinnati	55,254
09/17	W	Cleveland	70,605
09/24	L	at Jacksonville (London)	84,592
10/01	L	Pittsburgh	71,126
10/08	W	at Oakland	54,980
10/15	L	Chicago	70,616
10/22	L	at Minnesota	66,751
10/26	W	Miami	70,408
11/05	L	at Tennessee	67,322
11/19	W	at Green Bay	77,945
11/27	W	Houston	70,357
12/03	W	Detroit	70,500
12/10	L	at Pittsburgh	60,069
12/17	W	at Cleveland	56,434
12/23	W	Indianapolis	70,590
12/31	L	Cincinnati	70,507

## TEAM STATISTICS

### TOTAL FIRST DOWNS

Rushing	111
Passing	168
Penalty	32
3rd Down: Made/Att	76/223
3rd Down Pct.	34.1
4th Down: Made/Att	10/16
4th Down Pct.	62.5

### POSSESSION AVG.

### TOTAL NET YARDS

Avg. Per Game	305.4
Total Plays	1054
Avg. Per Play	4.6

### NET YARDS RUSHING

Avg. Per Game	116.0
Total Rushes	460

### NET YARDS PASSING

Avg. Per Game	189.4
Sacked/Yards Lost	27/205
Gross Yards	3235
Att./Completions	567/363
Completion Pct.	64.0
Had Intercepted	13

### PUNTS/AVERAGE

### NET PUNTING AVG.

### PENALTIES/YARDS

### FUMBLES/BALL LOST

### TOUCHDOWNS

Rushing	14
Passing	20
Returns	8

### SCORE BY PERIODS

	1	2	3	4	OT	PTS
RAVENS	46	148	66	135	0	395
Opponents	50	108	69	73	3	303

### SCORING

	TD	RU	PA	RT	K/PAT	FG	S	PTS
Tucker	0	0	0	0	39/39	34/37	0	141
Allen	6	4	2	0			0	36
Collins	6	6	0	0			0	36
Moore	4	0	3	1			0	24
Wallace	4	0	4	0			0	24
Watson	4	0	4	0			0	24
Maclin	3	0	3	0			0	18
Campanaro	2	0	1	1			0	12
Ricard	2	0	2	0			0	12
J. Smith	2	0	0	2			0	12
West	2	2	0	0			0	12
Flacco	1	1	0	0			0	6
Mayle	1	1	0	0			0	6
Mosley	1	0	0	1			0	6
Rainey	1	0	0	1			0	6
Weddle	1	0	0	1			0	6
B. Williams	1	0	0	1			0	6
M. Williams	1	0	1	0			0	6
Boyle	0	0	0	0			0	2
RAVENS	42	14	20	8	39/39	34/37	0	395
Opponents	32	12	18	2	27/30	28/33	0	303

2-PT. CONVERSIONS: Boyle, RAVENS 1-3, Opponents 0-2

FUM/LOST: Flacco 6/0, Campanaro 4/0, Collins 4/2, Jensen 1/0, Mallett 1/0, Watson 1/0, West 1/1, M. Williams 1/1

SACKS: Suggs 11, Judon 8, Henry 3.5, Z. Smith 3.5, Bowser 3, Levine 3, Jefferson 2.5, Webb 2, Mosley 1, Onwuasor 1, Pierce 1, Weddle 1, Davis 0.5, RAVENS 41, Opponents 27

### PASSING

	ATT	COMP	YARDS	COMP%	YDS/ATT	TD	TD%	INT	INT%	LG	SACK/LOST	RATING
Flacco	549	352	3141	64.1	5.72	18	3.3	13	2.4	66	27/205	80.4
Mallett	16	9	56	56.3	3.50	2	12.5	0	0.0	12	0/0	103.1
Koch	2	2	38	100.0	19.00	0	0.0	0	0.0	22	0/0	118.8
RAVENS	567	363	3235	64.0	5.71	20	3.5	13	2.3	66	27/205	81.4
Opponents	569	333	3701	58.5	6.50	18	3.2	22	3.9	57	41/280	72.4

## RUSHING

	NO	YDS	AVG	LG	TD
Collins	212	973	4.6	50	6
Allen	153	591	3.9	37	4
West	39	138	3.5	13	2
Woodhead	14	56	4.0	10	0
Flacco	25	54	2.2	25	1
Campanaro	5	42	8.4	19	0
M. Williams	2	6	3.0	4	0
Wallace	1	4	4.0	4	0
Mayle	2	2	1.0	2t	1
Rainey	1	2	2.0	2	0
Mallett	4	-3	-0.8	0	0
Moore	2	-9	-4.5	-4	0
RAVENS	460	1856	4.0	50	14
Opponents	435	1780	4.1	59	12

## RECEIVING

	NO	YDS	AVG	LG	TD
Watson	61	522	8.6	33t	4
Wallace	52	748	14.4	66	4
Allen	46	250	5.4	20	2
Maclin	40	440	11.0	48t	3
Woodhead	33	200	6.1	22	0
Boyle	28	203	7.3	16	0
Collins	23	187	8.1	37	0
Campanaro	19	173	9.1	18	1
Moore	18	248	13.8	30t	3
M. Williams	15	86	5.7	17	1
Perriman	10	77	7.7	14	0
Rainey	5	18	3.6	12	0
Whalen	4	23	5.8	9	0
Ricard	4	12	3.0	6t	2
Matthews	3	25	8.3	12	0
West	2	23	11.5	15	0
RAVENS	363	3235	8.9	66	20
Opponents	333	3701	11.1	57	18

## INTERCEPTIONS

	NO	YDS	AVG	LG	TD
Weddle	6	85	14.2	45t	1
Carr	4	57	14.3	33	0
J. Smith	3	58	19.3	50t	1
Mosley	2	94	47.0	63t	1
Humphrey	2	33	16.5	18	0
Webb	2	10	5.0	10	0
Bowser	1	27	27.0	27	0
Jefferson	1	13	13.0	13	0
Levine Sr.	1	8	8.0	8	0
RAVENS	22	385	17.5	63t	3
Opponents	13	340	26.2	90t	2

## PUNTING

	NO	YDS	AVG	NET	TB	IN	LG	BLK
Koch	84	3765	44.8	40.3	3	40	67	1
RAVENS	85	3765	44.3	40.3	3	40	67	1
Opponents	77	3438	44.6	40.2	1	12	67	0

## PUNT RETURNS

	RET	FC	YDS	AVG	LG	TD
Campanaro	27	18	291	10.8	77t	1
Rainey	2	0	22	11.0	13	0
Webb	2	8	7	3.5	7	0
Whalen	1	1	2	2.0	2	0
RAVENS	32	27	322	10.1	77t	1
Opponents	34	18	277	8.1	46	0

## KICKOFF RETURNS

	NO	YDS	AVG	LG	TD
Moore	13	346	26.6	87	0
Rainey	11	338	30.7	96t	1
Campanaro	6	159	26.5	40	0
Collins	2	50	25.0	27	0
Mayle	2	43	21.5	29	0
RAVENS	34	936	27.5	96t	1
Opponents	33	615	18.6	37	0

## FIELD GOALS

	1-19	20-29	30-39	40-49	50+
Tucker	0/0	7/7	11/11	11/12	5/7
RAVENS	0/0	7/7	11/11	11/12	5/7
Opponents	0/0	5/5	10/11	10/12	3/5

Tucker: (25G, 25G)(58N, 28G)(62N, 42G)(22G, 21G, 44G)(27G, 31G, 50G)(48G, 57G, 47G)(55G, 48G, 46B)(30G, 49G)(32G, 39G, 23G)(53G, 31G, 49G)(38G, 46G, 51G)(47G)(31G, 43G)(30G, 39G, 36G)(46G, 34G)

Opponents: ()(38G)(23G, 45G, 29G)(31G, 49G, 44N)(32G)(24G, 40G)(52G, 51G, 43G, 43G, 34G, 32G)(50N)(48G)(25G, 36G, 37G)(43N)(52G, 43G, 24G, 46G)(45G)(38B, 60N, 48G, 38G, 30G)(32G)



# 2017 STATISTICS

## DEFENSIVE STATISTICS

PLAYER	TT	SOLO	AS	SACKS	YDS		RET.		FF	FR
					LOST	INT	YDS	PD		
Mosley, C.J.	132	96	36	1	13	2	94	7	3	3
Onwuasor, Patrick	88	65	23	1	1	0	0	2	1	1
Jefferson, Tony	79	56	23	2.5	13.5	1	13	2	1	0
Weddle, Eric	63	49	14	1	7	6	85	8	2	1
Judon, Matthew	58	50	8	8	70	0	0	3	2	1
Carr, Brandon	56	50	6	0	0	4	57	12	0	0
Pierce, Michael	49	32	17	1	5	0	0	0	0	2
Suggs, Terrell	49	37	12	11	71.5	0	0	4	4	0
Webb, Lardarius	37	35	2	2	13	2	10	4	1	0
Humphrey, Marlon	34	30	4	0	0	2	33	11	0	0
Henry, Willie	32	23	9	3.5	23	0	0	5	0	1
Williams, Brandon	30	18	12	0	0	0	0	2	0	1
Smith, Jimmy	28	26	2	0	0	3	58	9	0	1
Canady, Maurice	24	19	5	0	0	0	0	1	0	0
Smith, Za'Darius	24	15	9	3.5	22	0	0	1	1	0
Levine Sr., Anthony	20	18	2	3	21	1	8	3	0	1
Davis, Carl	19	12	7	0.5	7	0	0	1	0	0
Bowser, Tyus	9	7	2	3	13	1	27	3	0	0
Correa, Kamalei	8	6	2	0	0	0	0	1	0	0
Williams, Tim	6	5	1	0	0	0	0	0	0	0
Clark, Chuck	5	5	0	0	0	0	0	2	0	0
Ricard, Patrick	5	3	2	0	0	0	0	0	0	0
Wormley, Chris	5	5	0	0	0	0	0	0	0	0
Kaufusi, Bronson	4	1	3	0	0	0	0	0	0	0
Urban, Brent	4	3	1	0	0	0	0	1	0	0
Hill, Jaylen	1	1	0	0	0	0	0	1	0	0
<b>Totals</b>	<b>869</b>	<b>667</b>	<b>202</b>	<b>41</b>	<b>280</b>	<b>22</b>	<b>385</b>	<b>83</b>	<b>15</b>	<b>12</b>

## SPECIAL TEAMS STATISTICS

PLAYER	TT	SOLO	AS	FF	FR	BK
Levine Sr., Anthony	9	5	4	0	0	0
Allen, Javorius	8	7	1	0	0	0
Clark, Chuck	8	7	1	0	0	0
Mayle, Vince	8	8	0	0	0	0
Correa, Kamalei	7	4	3	0	0	0
Johnson, Steven	5	4	1	0	0	0
Matthews, Chris	4	4	0	0	0	0
Canady, Maurice	3	3	0	0	0	0
Judon, Matthew	3	1	2	0	0	0
Tucker, Justin	3	3	0	0	0	0
Bowser, Tyus	2	2	0	0	0	0
Freeny, Jonathan	2	2	0	0	0	0
Hill, Jaylen	2	1	1	0	0	0
Onwuasor, Patrick	2	2	0	0	0	0
Webb, Lardarius	2	2	0	0	0	0
Cox, Morgan	1	1	0	0	0	0
Henry, Willie	1	1	0	0	0	0
Jean-Baptiste, Stanley	1	1	0	0	0	0
Kaufusi, Bronson	1	1	0	0	0	0
McRae, Tony	1	1	0	0	0	0
Moore, Chris	1	1	0	0	0	0
Jefferson, Tony	0	0	0	0	0	1
<b>Totals</b>	<b>74</b>	<b>61</b>	<b>13</b>	<b>0</b>	<b>0</b>	<b>1</b>

Defense and special teams statistics reflect press box stats.

## RAVENS COACHES

**John Harbaugh**, Head Coach; **Jerry Rosburg**, Special Teams Coordinator/Associate Head Coach; **Marty Mornhinweg**, Offensive Coordinator; **Dean Pees**, Defensive Coordinator; **Richard Angulo**, Assistant Offensive Line; **Juney Barnett**, Strength & Conditioning; **Andy Bischoff**, Offensive Assistant; **Randy Brown**, Kicking Consultant; **Scott Cohen**, Opponent Analyst; **Joe Cullen**, Defensive Line; **Joe D'Alessandris**, Offensive Line; **Bobby Engram**, Wide Receivers; **Thomas Hammock**, Running Backs; **Chris Hewitt**, Secondary; **Chris Horton**, Assistant Special Teams; **Sterling Lucas**, Admin. Assistant-Defense; **Mike Macdonald**, Defensive Backs; **Don Martindale**, Linebackers; **Megan McLaughlin**, Football Information Manager; **Jesse Minter**, Admin. Assistant-Defense; **Dan Parsons**, Assistant to the Head Coach; **Greg Roman**, Senior Offensive Assistant/Tight Ends; **Eugene Shen**, Director of Coaching Analytics; **Steve Saunders**, Director of Performance; **Ron Shrift**, Admin. Assistant-Performance; **Travis Switzer**, Admin. Assistant-Performance; **Craig Ver Steeg**, Offensive Assistant/Quarterbacks; **Matt Weiss**, Offensive Assistant; **Drew Wilkins**, Asst. Defensive Line

## USUAL STARTING LINEUPS

WR	LT	LG	C	RG	RT	TE	WR	QB	RB	OTHER
<b>Offense:</b> J. Maclin	R. Stanley	J. Hurst	R. Jensen	M. Skura	A. Howard	B. Watson	M. Wallace	J. Flacco	A. Collins	M. Williams (TE)
<b>DT</b>	<b>DE</b>	<b>NT</b>	<b>SAM</b>	<b>MIKE</b>	<b>WILL</b>	<b>RUSH</b>	<b>RCB</b>	<b>LCB</b>	<b>SS</b>	<b>FS</b>
<b>Defense:</b> B. Williams	C. Davis	M. Pierce	M. Judon	C. Mosley	P. Onwuasor	T. Suggs	J. Smith	B. Carr	T. Jefferson	E. Weddle

## RAVENS HONOR ROLL

### AP All-Pro:

ILB C.J. Mosley (2nd Team)  
K Justin Tucker (2nd Team)

### PFWA Awards:

WR/RS Michael Campanaro (All-AFC, punt returner), G/T Jermaine Eluemunor (All-Rookie Team), LB C.J. Mosley (All-AFC), K Justin Tucker (All-AFC), S Eric Weddle (All-AFC)

### Pro Bowl:

ILB C.J. Mosley, OLB Terrell Suggs, S Eric Weddle

### AFC Players of the Week:

P Sam Koch (Week 12 & 15) - Special Teams  
OLB Matthew Judon (Week 11) - Defense

### AFC Player of the Month:

K Justin Tucker (November) - Special Teams

### NFL Walter Payton Man of the Year Finalist:

TE Benjamin Watson

### Bart Starr NFL Award Winner:

TE Benjamin Watson

### Pepsi Rookie of the Week:

OLB Tyus Bowser (Week 2)

### Team MVP (Baltimore Media):

OLB Terrell Suggs

### Media Good Guy (Baltimore Media):

S Eric Weddle

### Ed Block Courage Award:

TE Benjamin Watson

### Ravens Roost Unsung Hero:

OLB Matthew Judon

### Ravens Roost Extra Effort:

GM Ozzie Newsome

## RAVENS SEASON TRENDS

	Record		Record
Record .....	9-7	Positive or Even Turnover Ratio .....	9-2
vs. AFC North .....	3-3	Negative Turnover Ratio .....	0-5
vs. AFC .....	7-5	Winning Penalty Ratio .....	5-4
vs. NFC .....	2-2	Losing Penalty Ratio .....	4-3
Home .....	5-3	Overtime .....	0-1
Away .....	4-4	With a 100-Yard Rusher .....	1-1
On Grass .....	8-6	Without a 100-Yard Rusher .....	8-6
Artificial Turf .....	1-1	With a 100-Yard Receiver .....	2-0
Outdoors .....	9-6	Without a 100-Yard Receiver .....	7-7
Indoors .....	0-1	With a 300-Yard Passer .....	0-0
Leading at Halftime .....	9-0	Without a 300-Yard Passer .....	9-7
Trailing at Halftime .....	0-7	When Allowing a 100-Yard Rusher .....	0-3
Tied at Halftime .....	0-0	When Not Allowing a 100-Yard Rusher .....	9-4
Tied After 3 Quarters .....	0-0	When Allowing a 100-Yard Receiver .....	3-1
Leading After 3 Quarters .....	9-1	When Not Allowing a 100-Yard Receiver .....	6-6
Trailing After 3 Quarters .....	0-6	When Allowing a 300-Yard Passer .....	0-1
Decided by 7 Points or Less .....	2-4	When Not Allowing a 300-Yard Passer .....	9-6
Decided by 3 Points or Less .....	0-3	When Recording 3 or More Sacks .....	6-3
When Scoring First .....	8-1	When Holding an Opponent Under 250 Net Yards .....	3-0
When Not Scoring First .....	1-6	When Holding an Opponent Under 21 Points .....	9-0
		When Holding an Opponent Under 15 Points .....	5-0

# 2018 STATISTICS

## RESULTS AND ATTENDANCE

### WON 10, LOST 6, AFC NORTH CHAMPIONS

Date	Result	Score	Opponent	Attendance
09/09	W	47-3	Buffalo	70,591
09/13	L	23-34	at Cincinnati	50,018
09/23	W	27-14	Denver	70,156
09/30	W	26-14	at Pittsburgh	62,030
10/07	L	9-12 OT	at Cleveland	67,431
10/14	W	21-0	at Tennessee	64,441
10/21	L	23-24	New Orleans	70,639
10/28	L	21-36	at Carolina	73,843
11/04	L	16-23	Pittsburgh	70,997
11/18	W	24-21	Cincinnati	70,077
11/25	W	34-17	Oakland	70,035
12/02	W	26-16	at Atlanta	72,262
12/09	L	24-27 OT	at Kansas City	74,336
12/16	W	20-12	Tampa Bay	70,031
12/22	W	22-10	at L.A. Chargers	25,571
12/30	W	26-24	Cleveland	70,925

## TEAM STATISTICS

### TOTAL FIRST DOWNS

Category	Ravens	Opponents
Rushing	153	82
Passing	184	174
Penalty	30	30
3rd Down: Made/Att	104/231	72/211
3rd Down Pct.	45.0	34.1
4th Down: Made/Att	13/22	10/20
4th Down Pct.	59.1	50.0

### POSSESSION AVG.

Ravens	32:17	27:43
--------	-------	-------

### TOTAL NET YARDS

Category	Ravens	Opponents
Avg. Per Game	374.9	292.9
Total Plays	1,135	974
Avg. Per Play	5.3	4.8

### NET YARDS RUSHING

Category	Ravens	Opponents
Avg. Per Game	2,441	1,327
Total Rushes	152.6	82.9
Gross Yards	547	354

### NET YARDS PASSING

Category	Ravens	Opponents
Avg. Per Game	3,558	3,360
Total Passes	222.4	210.0
Sacked/Yards Lost	32/150	43/291
Gross Yards	3,708	3,651
Att./Completions	556/334	577/337
Completion Pct.	60.1	58.2
Had Intercepted	9	12

### PUNTS/AVERAGE

Ravens	61/46.6	88/43.7
--------	---------	---------

### NET PUNTING AVG.

Ravens	61/39.8	88/38.2
--------	---------	---------

### PENALTIES/YARDS

Ravens	116/940	113/1,017
--------	---------	-----------

### FUMBLES/BALL LOST

Ravens	25/11	15/5
--------	-------	------

### TOUCHDOWNS

Category	Ravens	Opponents
Rushing	41	33
Passing	19	11
Returns	18	21
Total	78	65

## SCORE BY PERIODS

Period	1	2	3	4	OT	PTS
Ravens	88	108	106	87	0	389
Opponents	66	104	53	58	6	287

## SCORING

Player	TD	RU	PA	RT	K/PAT	FG	S	PTS
Tucker	0	0	0	0	36/37	35/39	0	141
Collins	8	7	1	0	0	0	0	48
Allen	5	3	2	0	0	0	0	30
J. Brown	5	0	5	0	0	0	0	30
L. Jackson	5	5	0	0	0	0	0	30
Andrews	3	0	3	0	0	0	0	18
Crabtree	3	0	3	0	0	0	0	18
Edwards	2	2	0	0	0	0	0	14
Dixon	2	2	0	0	0	0	0	12
T. Young	2	0	0	2	0	0	0	12
H. Hurst	1	0	1	0	0	0	0	6
C. Jones	1	0	0	1	0	0	0	6
Montgomery LG	1	1	0	0	0	0	0	6
C. Moore	1	0	1	0	0	0	0	6
Snead IV	1	0	1	0	0	0	0	6
Suggs	1	0	0	1	0	0	0	6
M. Williams	1	0	1	0	0	0	0	6
<b>Ravens</b>	<b>41</b>	<b>19</b>	<b>18</b>	<b>4</b>	<b>36/37</b>	<b>35/39</b>	<b>0</b>	<b>389</b>
<b>Opponents</b>	<b>33</b>	<b>11</b>	<b>21</b>	<b>1</b>	<b>27/29</b>	<b>20/26</b>	<b>0</b>	<b>287</b>

2-PT. CONVERSIONS: RAVENS 1-4, Opponents 1-4; FUM/LOST: L. Jackson 12/4, Collins 3/3, Flacco 3/1, Dixon 2/1, Grant 2/0, Montgomery (LG) 2/1, Allen 1/1, C. Jones 1/1, White 1/0

SACKS: Z. Smith 8.5, Judon 7, Suggs 7, Onwuasor 5.5, K. Young 2.5, T. Williams 2, T. Young 2, Henry 1, Jefferson 1, Levine Sr. 1, Weddle 1, B. Williams 1, Wormley 1, Team 1, Bowser 0.5, Mosley 0.5, Urban 0.5, RAVENS 43, Opponents 32

## RUSHING

Player	NO	YDS	AVG	LG	TD
Edwards	137	718	5.2	43	2
L. Jackson	147	695	4.7	39	5
Collins	114	411	3.6	19	7
Dixon	60	333	5.6	37	2
Montgomery LG	41	188	4.6	16	1
Montgomery TM	15	83	5.5	15	0
Allen	41	110	2.7	17	3
Flacco	19	45	2.4	13	0
C. Moore	5	17	3.4	9	0
Snead IV	1	13	13.0	13	0
M. Williams	3	8	2.7	7	0
J. Brown	3	4	1.3	3	0
Turner	1	4	4.0	4	0
H. Hurst	1	0	0.0	0	0

## RAVENS

<b>Opponents</b>	<b>547</b>	<b>2,441</b>	<b>4.5</b>	<b>43</b>	<b>19</b>
------------------	------------	--------------	------------	-----------	-----------

## RECEIVING

Player	NO	YDS	AVG	LG	TD
Snead IV	62	651	10.5	28	1
Crabtree	54	607	11.2	27	3
J. Brown	42	715	17.0	71	5
Allen	35	196	5.6	17	2
Andrews	34	552	16.2	74	3
Montgomery LG	25	235	9.4	43	0
Montgomery TM	10	65	6.5	14	0
Boyle	23	213	9.3	25	0
C. Moore	19	196	10.3	30	1
M. Williams	16	143	8.9	25	1
Collins	15	105	7.0	24	1
H. Hurst	13	163	12.5	32	1
Dixon	6	51	8.5	21	0
Edwards	2	20	10.0	13	0
Turner	2	17	8.5	10	0
White	1	14	14.0	14	0

## RAVENS

<b>Opponents</b>	<b>334</b>	<b>3,708</b>	<b>11.1</b>	<b>74</b>	<b>18</b>
------------------	------------	--------------	-------------	-----------	-----------

## INTERCEPTIONS

Player	NO	YDS	AVG	LG	TD
Carr	2	26	13.0	32	0
J. Smith	2	4	2.0	4	0
Humphrey	2	0	0.0	0	0
Onwuasor	1	33	33.0	33	0
Levine Sr.	1	16	16.0	16	0
Jefferson	1	15	15.0	15	0
Clark	1	5	5.0	5	0
Mosley	1	0	0.0	0	0
T. Young	1	0	0.0	0	0

## RAVENS

<b>Opponents</b>	<b>12</b>	<b>99</b>	<b>8.3</b>	<b>33</b>	<b>0</b>
------------------	-----------	-----------	------------	-----------	----------

## PUNTING

Player	NO	YDS	AVG	NET	TB	IN	LG	BLK
Koch	60	2,842	47.4	39.8	5	27	65	1
<b>Ravens</b>	<b>61</b>	<b>2,842</b>	<b>46.6</b>	<b>39.8</b>	<b>5</b>	<b>27</b>	<b>65</b>	<b>1</b>
<b>Opponents</b>	<b>88</b>	<b>3,849</b>	<b>43.7</b>	<b>38.2</b>	<b>4</b>	<b>30</b>	<b>64</b>	<b>0</b>

## PUNT RETURNS

Player	RET	FC	YDS	AVG	LG	TD
Jones LG	23	20	304	13.2	70t	1
Jones TM	18	19	259	14.4	70t	1
White	9	6	75	8.3	14	0
Grant	7	4	52	7.4	51	0
Weddle	1	0	18	18.0	18	0

## RAVENS

<b>Opponents</b>	<b>35</b>	<b>29</b>	<b>404</b>	<b>11.5</b>	<b>70t</b>	<b>1</b>
------------------	-----------	-----------	------------	-------------	------------	----------

## KICKOFF RETURNS

Player	NO	YDS	AVG	LG	TD
C. Moore	22	491	22.3	39	0
Montgomery LG	10	210	21.0	27	0
White	6	135	22.5	37	0
Grant	2	56	28.0	32	0
Snead IV	1	13	13.0	13	0
C. Jones	1	12	12.0	12	0

## RAVENS

<b>Opponents</b>	<b>32</b>	<b>707</b>	<b>22.1</b>	<b>39</b>	<b>0</b>
------------------	-----------	------------	-------------	-----------	----------

## FIELD GOALS

Player	1-19	20-29	30-39	40-49	50+
Tucker	0/0	12/12	9/9	9/11	5/7
<b>Ravens</b>	<b>0/0</b>	<b>12/12</b>	<b>9/9</b>	<b>9/11</b>	<b>5/7</b>
<b>Opponents</b>	<b>0/0</b>	<b>5/5</b>	<b>10/10</b>	<b>4/6</b>	<b>1/5</b>

Tucker: (41G,39G)(55G)(52G,43B,52G)(47G,49G,28G,31G)(44G,48B,25G,32G)(31G)(23G,23G,37G)(28G,56G,24G)(47G,28G)(41G,21G,45G,47G)(28G)(24G,35G)(24G,53N,35G,65N,56G)(38G,35G,44G,23G)

Opponents: (52N,35G)(28G,40G)(34G,39G)(35G,55N,37G)(39G)(54G,44G,30G)(29G)(52N)(42G)(44G)(51N,24G,43N,35G)(21G,28G)(38G)(46N,35G)

# 2018 STATISTICS

## DEFENSIVE STATISTICS

PLAYER	TT	SOLO	AS	SACKS	YDS		INT	RET.		PD	FF	FR
					LOST	FIND		YDS	TD			
Mosley, C.J.	105	70	35	0.5	0.5	1	0	5	0	0	0	0
Jefferson, Tony	74	53	21	1	7	1	15	6	1	1	0	0
Weddle, Eric	68	54	14	1	9	0	0	3	0	0	0	0
Onwuasor, Patrick	54	35	19	5.5	43.5	1	33	3	2	0	0	0
Young, Kenny	47	37	10	2.5	5.5	0	0	1	1	0	0	0
Carr, Brandon	45	39	6	0	0	2	26	11	0	0	0	0
Smith, Za'Darius	45	26	19	8.5	61	0	0	2	1	0	0	0
Smith, Jimmy	45	34	11	0	0	2	4	9	0	0	0	0
Judon, Matthew	44	29	15	7	41	0	0	3	1	0	0	0
Humphrey, Marlon	37	31	6	0	0	2	0	15	1	0	0	0
Young, Tavon	36	34	2	2	7	1	0	5	0	2^!	0	0
Suggs, Terrell	34	25	9	7	51	0	0	6	1	1*	0	0
Williams, Brandon	34	21	13	1	8	0	0	1	0	0	0	0
Pierce, Michael	32	20	12	0	0	0	0	1	0	1	0	0
Urban, Brent	27	17	10	0.5	3.5	0	0	2	0	0	0	0
Levine Sr., Anthony	21	18	3	1	2	1	16	8	0	0	0	0
Wormley, Chris	16	13	3	1	6	0	0	5	0	0	0	0
Clark, Chuck	13	10	3	0	0	1	5	1	0	0	0	0
Williams, Tim	8	5	3	2	21	0	0	0	0	0	0	0
Bowser, Tyus	5	2	3	0.5	2	0	0	0	0	0	0	0
Ricard, Patrick	4	2	2	0	0	0	0	0	0	0	0	0
Averett, Anthony	3	3	0	0	0	0	0	2	0	0	0	0
Henry, Willie	3	2	1	1	11	0	0	0	0	0	0	0
Canady, Maurice	2	2	0	0	0	0	0	0	0	0	0	0
Jones, Cyrus	1	0	1	0	0	0	0	0	0	0	0	0
McClellan, Albert	1	1	0	0	0	0	0	0	0	0	0	0
Sieler, Zach	1	1	0	0	0	0	0	0	0	0	0	0
Team	0	0	0	1	12	0	0	0	0	0	0	0
<b>Totals</b>	<b>805</b>	<b>584</b>	<b>221</b>	<b>43</b>	<b>291</b>	<b>12</b>	<b>99</b>	<b>89</b>	<b>8</b>	<b>5</b>		

## SPECIAL TEAMS STATISTICS

PLAYER	TT	SOLO	AS	FF	FR	BK
Board, Chris	12	8	4	0	0	0
Clark, Chuck	8	6	2	0	0	0
Levine Sr., Anthony	7	5	2	0	0	0
Bowser, Tyus	6	4	2	0	0	0
Jones, Cyrus	6	5	1	0	0	0
Onwuasor, Patrick	5	2	3	0	0	0
Allen, Javorius	4	3	1	0	0	0
Moore, Chris	4	3	1	0	0	0
Young, Kenny	4	3	1	0	1	0
Canady, Maurice	3	3	0	0	0	0
Turner, De'Lance	3	2	1	0	0	0
Williams, Maxx	3	3	0	0	0	0
Averett, Anthony	2	2	0	0	0	0
McClellan, Albert	2	2	0	0	0	0
Williams, Tim	2	1	1	0	0	0
Boyle, Nick	1	1	0	0	0	0
Cox, Morgan	1	1	0	0	0	0
Koch, Sam	1	1	0	0	0	0
Montgomery, Ty	1	0	1	0	0	0
Young, Tavon	1	1	0	0	1	0
<b>Totals</b>	<b>76</b>	<b>56</b>	<b>20</b>	<b>0</b>	<b>2</b>	<b>0</b>

Defense and special teams statistics reflect press box stats.

\*Returned 43 yards for a TD vs. Oak. (11/25)

^Returned 12 yards for a TD at Atl. (12/2)

!Returned 62 yards for a TD at LAC (12/22)

## RAVENS COACHES

**John Harbaugh**, Head Coach; **Jerry Rosburg**, Special Teams Coordinator/Associate Head Coach; **Don Martindale**, Defensive Coordinator; **Marty Mornhinweg**, Offensive Coordinator; **Greg Roman**, Assistant Head Coach/Tight Ends; **Richard Angulo**, Assistant Offensive Line; **Juney Barnett**, Assistant Strength & Conditioning; **Andy Bischoff**, Offensive Assistant/TE; **Randy Brown**, Specialists; **Joe Cullen**, Defensive Line; **Joe D'Alessandris**, Offensive Line; **Bobby Engram**, Wide Receivers; **Thomas Hammock**, Running Backs; **Chris Hewitt**, Secondary; **Chris Horton**, Assistant Special Teams; **Sterling Lucas**, Quality Control-Defense; **Mike Macdonald**, Linebackers; **Steve Saunders**, Head Strength & Conditioning; **James Urban**, Quarterbacks; **Craig Ver Steeg**, Senior Offensive Assistant; **Matt Weiss**, Football Strategy Coordinator/WRs; **Drew Wilkins**, Asst. Defensive Line/OLBs

## 2018 USUAL STARTING LINEUPS

WR	LT	LG	C	RG	RT	TE	WR	QB	RB	OTHER	
M. Crabtree	R. Stanley	A. Lewis/J. Hurst	M. Skura	M. Yanda	O. Brown Jr.	N. Boyle	J. Brown	J. Flacco/L. Jackson	A. Collins	W. Snead IV (WR)	
DT	DE	DT	SAM	MIKE	WILL	RUSH	RCB	LCB	SS	FS	OTHER
B. Williams	B. Urban	C. Wormley	Z. Smith/M. Judon	C. Mosley	P. Onwuasor	T. Suggs	M. Humphrey	B. Carr	T. Jefferson	E. Weddle	T. Young (CB)

## RAVENS HONOR ROLL

### AP All-Pro:

K Justin Tucker (1st Team)  
LB C.J. Mosley (2nd Team), RG Marshal Yanda (2nd Team)

### PFWA Awards:

LB C.J. Mosley (All-AFC), K Justin Tucker (All-NFL, All-AFC),  
RG Marshal Yanda (All-AFC)

### Pro Bowl:

LB C.J. Mosley, DT Brandon Williams, S Eric Weddle,  
RG Marshal Yanda

### AFC Players of the Week:

CB/RS Cyrus Jones (Week 12) - Special Teams  
ILB Patrick Onwuasor (Week 16) - Defense  
OLB Za'Darius Smith (Week 6) - Defense  
K Justin Tucker (Week 3 & Week 17) - Special Teams

### AFC Player of the Month:

K Justin Tucker (September & November) - Special Teams

### NFL Rookie of the Month:

QB Lamar Jackson (December)

### Ravens Walter Payton Man of the Year:

CB Brandon Carr

### Team MVP (Baltimore Media):

CB Marlon Humphrey

### Media Good Guy (Baltimore Media):

CB Brandon Carr

### Ed Block Courage Award:

RG Marshal Yanda

### Ravens Roost Unsung Hero:

DT Michael Pierce

### Ravens Roost Extra Effort:

LS Morgan Cox

## SEASON TRENDS

Record	Record	Record	
Record	10-6	Positive or Even Turnover Ratio	6-3
vs. AFC North	3-3	Negative Turnover Ratio	4-3
vs. AFC	8-4	Winning Penalty Ratio	4-4
vs. NFC	2-2	Losing Penalty Ratio	6-2
Home	6-2	Overtime	0-2
Away	4-4	With a 100-Yard Rusher	4-0
On Grass	9-5	Without a 100-Yard Rusher	6-6
Artificial Turf	1-1	With a 100-Yard Receiver	1-1
Outdoors	10-6	Without a 100-Yard Receiver	9-5
Indoors	0-0	With a 300-Yard Passer	1-1
Leading at Halftime	9-1	Without a 300-Yard Passer	9-5
Trailing at Halftime	0-5	When Allowing a 100-Yard Rusher	0-1
Tied at Halftime	1-0	When Not Allowing a 100-Yard Rusher	10-5
Tied After 3 Quarters	1-1	When Allowing a 100-Yard Receiver	2-1
Leading After 3 Quarters	9-1	When Not Allowing a 100-Yard Receiver	8-5
Trailing After 3 Quarters	0-4	When Allowing a 300-Yard Passer	1-2
Decided by 7 Points or Less	2-4	When Not Allowing a 300-Yard Passer	9-4
Decided by 3 Points or Less	2-2	When Recording 3 or More Sacks	6-2
When Scoring First	6-4	When Holding an Opponent Under 250 Net Yards	6-0
When Not Scoring First	4-2	When Holding an Opponent Under 21 Points	8-1
		When Holding an Opponent Under 15 Points	6-1



# 2018 POSTSEASON STATISTICS

## RESULTS AND ATTENDANCE

**WON 0, LOST 1**  
01/06 L 17-23 L.A. Chargers 70,432

### TEAM STATISTICS

	RAVENS	OPPONENT
<b>TOTAL FIRST DOWNS</b>	<b>11</b>	<b>14</b>
Rushing	4	3
Passing	7	8
Penalty	0	3
3rd Down: Made/Att	5/15	6/17
3rd Down Pct.	33.3	35.3
4th Down: Made/Att	2/2	1/1
4th Down Pct.	100.0	100.0
<b>POSSESSION AVG.</b>	<b>26:20</b>	<b>33:40</b>
<b>TOTAL NET YARDS</b>	<b>229</b>	<b>243</b>
Avg. Per Game	229.0	243.0
Total Plays	59	66
Avg. Per Play	3.9	3.7
<b>NET YARDS RUSHING</b>	<b>90</b>	<b>89</b>
Avg. Per Game	90.0	89.0
Total Rushes	23	33
<b>NET YARDS PASSING</b>	<b>139</b>	<b>154</b>
Avg. Per Game	139.0	154.0
Sacked/Yards Lost	7/55	1/6
Gross Yards	194	160
Att./Completions	29/14	32/22
Completion Pct.	48.3	68.8
Had Intercepted	1	0
<b>PUNTS/AVERAGE</b>	<b>6/44.7</b>	<b>5/35.4</b>
<b>NET PUNTING AVG.</b>	<b>6/37.0</b>	<b>5/31.4</b>
<b>PENALTIES/YARDS</b>	<b>7/41</b>	<b>5/35</b>
<b>FUMBLES/BALL LOST</b>	<b>4/2</b>	<b>1/1</b>
<b>TOUCHDOWNS</b>	<b>2</b>	<b>1</b>
Rushing	0	1
Passing	2	0
Returns	0	0

### SCORE BY PERIODS

	1	2	3	4	OT	PTS
<b>RAVENS</b>	<b>0</b>	<b>0</b>	<b>3</b>	<b>14</b>	<b>0</b>	<b>17</b>
<b>Opponents</b>	<b>6</b>	<b>6</b>	<b>0</b>	<b>11</b>	<b>0</b>	<b>23</b>

### SCORING

	TD	RU	PA	RT	K/PAT	FG	S	PTS
Crabtree	2	0	2	0			0	12
Tucker	0	0	0	0	2/2	1/2	0	5
<b>RAVENS</b>	<b>2</b>	<b>0</b>	<b>2</b>	<b>0</b>	<b>2/2</b>	<b>1/2</b>	<b>0</b>	<b>17</b>
<b>Opponents</b>	<b>1</b>	<b>1</b>	<b>0</b>	<b>0</b>	<b>0/0</b>	<b>5/6</b>	<b>0</b>	<b>23</b>

**2-PT. CONVERSIONS:** RAVENS 0-0, Opponents 1-1

**SACKS:** Onwuasor 1, RAVENS 1, Opponents 7

**FUM/LOST:** L. Jackson 3/1, Dixon 1/1

### PASSING

	ATT	COMP	YARDS	COMP%	YDS/ATT	TD	TD%	INT	INT%	LG	SACK/LOST	RATING
L. Jackson	29	14	194	48.3	6.69	2	6.9	1	3.4	39	7/55	78.8
<b>RAVENS</b>	<b>29</b>	<b>14</b>	<b>194</b>	<b>48.3</b>	<b>6.69</b>	<b>2</b>	<b>6.9</b>	<b>1</b>	<b>3.4</b>	<b>39</b>	<b>7/55</b>	<b>78.8</b>
<b>Opponents</b>	<b>32</b>	<b>22</b>	<b>160</b>	<b>68.8</b>	<b>5.00</b>	<b>0</b>	<b>0.0</b>	<b>0</b>	<b>0.0</b>	<b>28</b>	<b>1/6</b>	<b>80.2</b>

### RUSHING

	NO	YDS	AVG	LG	TD
L. Jackson	9	54	6.0	17	0
Edwards	8	23	2.9	5	0
Dixon	6	13	2.2	4	0
<b>RAVENS</b>	<b>23</b>	<b>90</b>	<b>3.9</b>	<b>17</b>	<b>0</b>
<b>Opponents</b>	<b>33</b>	<b>89</b>	<b>2.7</b>	<b>14</b>	<b>1</b>

### RECEIVING

	NO	YDS	AVG	LG	TD
Dixon	3	53	17.7	39	0
Snead	3	50	16.7	29	0
Andrews	3	31	10.3	13	0
Crabtree	2	38	19.0	31t	2
J. Brown	2	14	7.0	9	0
M. Williams	1	8	8.0	8	0
<b>RAVENS</b>	<b>14</b>	<b>194</b>	<b>13.9</b>	<b>39</b>	<b>2</b>
<b>Opponents</b>	<b>22</b>	<b>160</b>	<b>7.3</b>	<b>28</b>	<b>0</b>

### INTERCEPTIONS

	NO	YDS	AVG	LG	TD
<b>RAVENS</b>	<b>0</b>	<b>0</b>	<b>---</b>	<b>---</b>	<b>0</b>
<b>Opponents</b>	<b>1</b>	<b>0</b>	<b>0.0</b>	<b>0</b>	<b>0</b>

### PUNTING

	NO	YDS	AVG	NET	TB	IN	LG	BLK
Koch	6	268	44.7	37.0	0	1	59	0
<b>RAVENS</b>	<b>6</b>	<b>268</b>	<b>44.7</b>	<b>37.0</b>	<b>0</b>	<b>1</b>	<b>59</b>	<b>0</b>
<b>Opponents</b>	<b>5</b>	<b>177</b>	<b>35.4</b>	<b>31.4</b>	<b>1</b>	<b>0</b>	<b>45</b>	<b>0</b>

### PUNT RETURNS

	RET	FC	YDS	AVG	LG	TD
<b>Opponents</b>	<b>4</b>	<b>1</b>	<b>46</b>	<b>11.5</b>	<b>33</b>	<b>0</b>

### KICKOFF RETURNS

	NO	YDS	AVG	LG	TD
Montgomery	6	106	17.7	24	0
<b>RAVENS</b>	<b>6</b>	<b>106</b>	<b>17.7</b>	<b>24</b>	<b>0</b>
<b>Opponents</b>	<b>2</b>	<b>78</b>	<b>39.0</b>	<b>72</b>	<b>0</b>

### FIELD GOALS

	1-19	20-29	30-39	40-49	50+
Tucker	0/0	0/0	1/1	0/0	0/1
<b>RAVENS</b>	<b>0/0</b>	<b>0/0</b>	<b>1/1</b>	<b>0/0</b>	<b>0/1</b>
<b>Opponents</b>	<b>0/0</b>	<b>1/1</b>	<b>1/1</b>	<b>2/3</b>	<b>1/1</b>

Tucker: (33G,50N)

RAVENS: (33G,50N)

Opponents: (21G,53G,40G,34G,41B,47G)

## DEFENSIVE STATISTICS

PLAYER	TT	SOLO	AS	SACKS	YDS LOST	INT	RET. YDS	PD	FF	FR
Mosley, C.J.	12	6	6	0	0	0	0	0	0	1
Jefferson, Tony	8	5	3	0	0	0	0	0	0	0
Onwuasor, Patrick	7	6	1	1	6	0	0	0	1	0
Smith, Jimmy	7	7	0	0	0	0	0	1	0	0
Weddle, Eric	7	7	0	0	0	0	0	0	0	0
Carr, Brandon	5	4	1	0	0	0	0	0	0	0
Judon, Matthew	4	3	1	0	0	0	0	0	0	0
Pierce, Michael	2	1	1	0	0	0	0	0	0	0
Urban, Brent	2	1	1	0	0	0	0	0	0	0
Williams, Brandon	2	1	1	0	0	0	0	0	0	0
Wormley, Chris	2	2	0	0	0	0	0	0	0	0
Young, Kenny	2	2	0	0	0	0	0	0	0	0
Board, Chris	1	1	0	0	0	0	0	0	0	0
Humphrey, Marlon	1	1	0	0	0	0	0	0	0	0
Smith, Za'Darius	1	1	0	0	0	0	0	0	0	0
Suggs, Terrell	1	1	0	0	0	0	0	0	0	0
<b>Totals</b>	<b>64</b>	<b>49</b>	<b>15</b>	<b>1</b>	<b>6</b>	<b>0</b>	<b>0</b>	<b>1</b>	<b>1</b>	<b>1</b>

## SPECIAL TEAMS STATISTICS

PLAYER	TT	SOLO	AS	FF	FR	BK
Moore, Chris	2	2	0	0	0	0
Averett, Anthony	1	1	0	0	0	0
Canady, Maurice	1	1	0	0	0	0
Levine Sr., Anthony	1	0	1	0	0	0
Koch, Sam	1	0	1	0	0	0
Smith, Za'Darius	0	0	0	0	0	1
<b>Totals</b>	<b>6</b>	<b>4</b>	<b>2</b>	<b>0</b>	<b>0</b>	<b>1</b>

Defensive and special teams statistics reflect press box stats.

# 2019 STATISTICS

WON 14, LOST 2		HEAD COACH: JOHN HARBAUGH		
09/08	W	59-10	at Miami	65,012
09/15	W	23-17	Arizona	70,126
09/22	L	28-33	at Kansas City	73,390
09/29	L	25-40	Cleveland	70,686
10/06	W	26-23 (OT)	at Pittsburgh	64,037
10/13	W	23-17	Cincinnati	70,051
10/20	W	30-16	at Seattle	69,012
11/03	W	37-20	New England	71,157
11/10	W	49-13	at Cincinnati	45,918
11/17	W	41-7	Houston	70,731
11/25	W	45-6	at L.A. Rams	72,409
12/01	W	20-17	San Francisco	71,029
12/08	W	24-17	at Buffalo	69,134
12/12	W	42-21	N.Y. Jets	70,545
12/22	W	31-15	at Cleveland	67,431
12/29	W	28-10	Pittsburgh	70,695

TEAM STATISTICS		BAL	OPP.			
<b>FIRST DOWNS</b>						
Rushing		188	74			
Passing		171	163			
Penalty		27	39			
Third Down-Made/Att		88/187	72/194			
Third Down Efficiency		47.1%	37.1%			
Fourth Down-Made/Att		17/24	6/18			
Fourth Down Efficiency		70.8%	33.3%			
<b>TOTAL NET YARDS</b>						
Avg. Per Game		407.6	300.6			
Total Plays		1,064	921			
Avg. Per Play		6.1	5.2			
<b>NET YARDS RUSHING</b>						
Avg. Per Game		206.0	93.4			
Total Rushes		596	340			
Avg. Per Rush		5.5	4.4			
<b>NET YARDS PASSING</b>						
Avg. Per Game		201.6	207.2			
Sacked/Yards Lost		28/125	37/268			
Gross Yards		3,350	3,583			
Attempts/Completions		440/289	544/318			
Pct. of Completion		65.7%	58.5%			
Had Intercepted		8	13			
<b>PUNTS/AVERAGE</b>						
Net Punting Average		39.8	42.3			
<b>PUNT RETURN/AVG.</b>						
KICKOFF RETURN/AVG.		25/8.2	15/9.5			
INTERCEPTION RETURN/AVG.		27/18.3	48/21.5			
PENALTIES/YARDS		13/19.9	8/3.9			
FUMBLES/BALL LOST		109/86.7	97/79.5			
TOUCHDOWNS		18/7	22/12			
Rushing		64	29			
Passing		21	12			
Returns		37	15			
Extra Points/Attempts		6	2			
<b>EXTRA POINTS/ATTEMPTS</b>						
TWO POINT CONVERSION/ATT.		57/59	21/24			
FIELD GOALS/ATTEMPTS		2/5	3/5			
AVG. TIME OF POSSESSION		28/29	27/31			
<b>* SCORE BY PERIODS</b>						
	Q1	Q2	Q3	Q4	OT	PTS
TEAM	128	156	106	138	3	531
OPPONENTS	31	123	50	78	0	282

SCORING	TD	RU	PA	RT	K-PAT	FG	2PT	S	PTS
J. Tucker	0	0	0	0	57/59	28/29	0	0	141
M. Ingram II	15	10	5	0	0/0	0/0	2	0	94
M. Andrews	10	0	10	0	0/0	0/0	0	0	60
M. Brown	7	0	7	0	0/0	0/0	0	0	42
L. Jackson	7	7	0	0	0/0	0/0	0	0	42
W. Snead IV	5	0	5	0	0/0	0/0	0	0	30
M. Boykin	3	0	3	0	0/0	0/0	0	0	18
N. Boyle	2	0	2	0	0/0	0/0	0	0	12
G. Edwards	2	2	0	0	0/0	0/0	0	0	12
J. Hill	2	2	0	0	0/0	0/0	0	0	12
M. Humphrey	2	0	0	2	0/0	0/0	0	0	12
H. Hurst	2	0	2	0	0/0	0/0	0	0	12
M. Peters	2	0	0	2	0/0	0/0	0	0	12
S. Roberts	2	0	2	0	0/0	0/0	0	0	12
T. Bowser	1	0	0	1	0/0	0/0	0	0	6
P. Ricard	1	0	1	0	0/0	0/0	0	0	6
J. Richards	1	0	0	1	0/0	0/0	0	0	6
TEAM	64	21	37	6	57/59	28/29	2	1	531
OPPONENTS	29	12	15	2	21/24	27/31	3	0	282

**SACKS:** M. Judon 9.5, T. Bowser 5.0, P. McPhee 3.0, P. Onwuasor 3.0, J. Ferguson 2.5, B. Carr 2.0, E. Thomas III 2.0, L. Fort 2.0, C. Wormley 1.5, J. Smith 1.0, J. Bynes 1.0, J. Ward 1.0, P. Ricard 1.0, C. Clark 1.0, B. Williams 1.0, M. Pierce 0.5, **TM** 37.0, **OPP** 28.0

* PASSING	ATT	CMP	YDS	CMP%	YDS/ATT	TD	TD%	INT	INT%	LONG	SACK/LOST	RATING
L. Jackson	401	265	3,127	66.1	7.8	36	9.0	6	1.5	83t	23/106	113.3
R. Griffin III	38	23	225	60.5	5.9	1	2.6	2	5.3	39	5/19	64.0
S. Koch	1	1	-2	100.0	-2.0	0	0.0	0	0.0	-2	0/0	79.2
TEAM	440	289	3,350	65.7	7.6	37	8.4	8	1.8	83t	28/125	109.0
OPPONENTS	544	318	3,583	58.5	6.6	15	2.8	13	2.4	83t	37/268	77.5

* RUSHING	NO.	YDS	AVG	LONG	TD
L. Jackson	176	1,206	6.9	47t	7
M. Ingram II	202	1,018	5.0	53	10
G. Edwards	133	711	5.3	63t	2
J. Hill	58	225	3.9	18t	2
R. Griffin III	20	70	3.5	16	0
A. Levine Sr.	2	62	31.0	60	0
W. Snead IV	2	2	1.0	2	0
D. Thomas	1	1	1.0	1	0
T. McSorley	1	1	1.0	1	0
C. Moore	1	0	0.0	0	0
TEAM	596	3,296	5.5	63t	21
OPPONENTS	340	1,494	4.4	88t	12

* RECEIVING	TAR	NO.	YDS	AVG	LONG	TD
M. Andrews	98	64	852	13.3	51	10
M. Brown	71	46	584	12.7	83t	7
N. Boyle	43	31	321	10.4	35	2
W. Snead IV	46	31	339	10.9	50t	5
H. Hurst	39	30	349	11.6	61t	2
M. Ingram II	29	26	247	9.5	25t	5
S. Roberts	35	21	271	12.9	33t	2
M. Boykin	22	13	198	15.2	50	3
J. Hill	15	8	70	8.8	14	0
P. Ricard	11	8	47	5.9	10	1
G. Edwards	7	7	45	6.4	10	0
C. Moore	5	3	21	7.0	13	0
J. Scott	3	1	6	6.0	6	0
TEAM	424	289	3,350	11.6	83t	37
OPPONENTS	515	318	3,583	11.3	83t	15

* INTERCEPTIONS	NO.	YDS	AVG	LONG	TD
M. Peters	3	178	59.3	89t	2
M. Humphrey	3	14	4.7	14	0
E. Thomas III	2	38	19.0	24	0
J. Bynes	2	7	3.5	6	0
C. Clark	1	12	12.0	12	0
J. Smith	1	7	7.0	7	0
M. Canady	1	3	3.0	3	0
TEAM	13	259	19.9	89t	2
OPPONENTS	8	31	3.9	20	0

* OFFENSIVE FUMBLES	FUM	LST	REC	TD
L. Jackson	9	2	4	0
M. Ingram II	2	2	2	0
G. Edwards	2	1	1	0
C. Jones	1	1	0	0
M. Andrews	2	1	1	0
D. Thomas	1	0	1	0
M. Skura	1	0	0	0
M. Yanda	0	0	1	0
TEAM	18	7	10	0
OPPONENTS	22	12	5	0

* PUNTING	NO.	YDS	AVG	NET	TB	IN	LG	B
S. Koch	40	1,855	46.4	39.8	4	21	62	1
TEAM	40	1,855	46.4	39.8	4	21	62	1
OPPONENTS	64	2,990	46.7	42.3	4	22	67	0

* PUNT RETURNS	RET	FC	YDS	AVG	LONG	TD
C. Jones	12	10	113	9.4	25	0
D. Thomas	13	7	93	7.2	20	0
TEAM	25	17	206	8.2	25	0
OPPONENTS	15	10	143	9.5	21	0

* KICKOFF RETURNS	NO.	YDS	AVG	LONG	TD
J. Hill	12	227	18.9	46	0
D. Thomas	10	166	16.6	31	0
C. Moore	4	81	20.3	26	0
W. Snead IV	1	19	19.0	19	0
TEAM	27	493	18.3	46	0
OPPONENTS	48	1,030	21.5	92t	1

* FIELD GOALS	1-19	20-29	30-39	40-49	50+
J. Tucker	0/0	8/8	9/9	10/11	1/1
TEAM	0/0	8/8	9/9	10/11	1/1
OPPONENTS	1/1	8/8	9/9	8/10	1/3

**J. Tucker:** (34G) (33G, 28G, 51G) (39G) (41G) (27G, 26G, 48G, 46G) (40G, 49G, 21G) (25G, 28G, 22G) (39G) (-) (43RU, 34G, 46G) (34G) (30G, 49G) (36G) (-) (31G) (45G, 22G, 42G, 47G)  
**OPP:** (54G) (22G, 21G, 21G) (42G, 36G) (24G, 43G) (41G, 29G, 33G) (22G) (34G, 31G, 53WR, 35G) (22G, 19G) (42G, 39G) (43WR) (32G, 46G) (51B, 32G) (36G, 47G, 48G) (49B) (47G) (26G)

**2-Pt Conv:** M. Ingram II 2, L. Jackson 0, **TM** 2-5, **OPP** 3-5

# 2019 STATISTICS

## 2019 REGULAR SEASON BALTIMORE RAVENS DEFENSIVE STATS (THROUGH WEEK 17)

PLAYER	TOTAL	TKL.	ASST	TFL	SACKS/YDS.	QBH	FR	FF	INT./YDS.	PD
Clark, Chuck	68	43	25	2	1.0/8.0	3	0	2	1/12	9
Humphrey, Marlon	65	53	12	4	0.0/0.0	1	3	2	3/14	14
Onwuasor, Patrick	61	45	16	5	3.0/23.0	6	0	1	0/0	1
Judon, Matthew	54	43	11	14	9.5/85.5	33	0	4	0/0	0
Carr, Brandon	49	41	8	4	2.0/14.0	7	0	0	0/0	6
Thomas III, Earl	49	32	17	2	2.0/12.0	6	1	1	2/38	4
Bynes, Josh	45	22	23	6	1.0/0.0	2	0	0	2/7	4
Peters, Marcus	39	31	8	0	0.0/0.0	0	0	0	3/178	10
Pierce, Michael	35	19	16	2	0.5/3.5	3	1	0	0/0	0
Williams, Brandon	34	13	21	2	1.0/6.0	5	1	0	0/0	0
Wormley, Chris	33	17	16	2	1.5/7.0	6	0	0	0/0	2
Ferguson, Jaylon	31	20	11	6	2.5/18.0	9	1	0	0/0	1
Smith, Jimmy	30	28	2	1	1.0/8.0	1	0	0	1/7	6
Fort, L.J.	26	14	12	4	2.0/12.0	2	0	0	0/0	1
Canady, Maurice	21	19	2	0	0.0/0.0	0	0	1	1/3	3
Jefferson, Tony	21	11	10	0	0.0/0.0	0	0	0	0/0	3
Bowser, Tyus	20	16	4	3	5.0/35.0	10	1	1	0/0	2
McPhee, Pernell	19	17	2	7	3.0/18.0	6	0	0	0/0	1
Averett, Anthony	14	13	1	1	0.0/0.0	0	0	0	0/0	2
Peko Sr., Domata	14	7	7	0	0.0/0.0	0	0	0	0/0	0
Young, Kenny	13	11	2	3	0.0/0.0	2	0	1	0/0	0
Ricard, Patrick	9	8	1	1	1.0/10.0	2	0	1	0/0	1
Levine Sr., Anthony	8	7	1	1	0.0/0.0	3	0	0	0/0	0
Ward, Jihad	7	3	4	1	1.0/8.0	4	2	0	0/0	0
Ellis, Justin	6	2	4	0	0.0/0.0	0	0	0	0/0	0
Board, Chris	5	3	2	1	0.0/0.0	0	0	1	0/0	0
Elliott, DeShon	3	3	0	0	0.0/0.0	0	0	0	0/0	1
Sieler, Zach	3	2	1	0	0.0/0.0	0	0	0	0/0	0
Jackson, Bennett	2	1	1	0	0.0/0.0	0	0	0	0/0	0
Jones, Cyrus	2	2	0	0	0.0/0.0	0	0	0	0/0	0
Williams, Tim	2	2	0	0	0.0/0.0	0	0	0	0/0	0
Bethel, Justin	1	1	0	0	0.0/0.0	0	0	0	0/0	0
Trawick, Brynden	1	1	0	0	0.0/0.0	0	0	0	0/0	0
Richards, Jordan	0	0	0	0	0.0/0.0	0	1	0	0/0	0
<b>TOTALS</b>	<b>790</b>	<b>550</b>	<b>240</b>	<b>72</b>	<b>37.0/268.0</b>	<b>111</b>	<b>11</b>	<b>15</b>	<b>13/259</b>	<b>71</b>

ASST=Assist, TFL=Tackle for a Loss, Int.=Interception, FR=Fumble Recovery, FF=Forced Fumble, PD=Pass Defense

2019 RAVENS SPECIAL TEAMS			
PLAYER	TTL.	SOLO	ASST.
Fort, L.J.	9	7	2
Levine Sr., Anthony	6	5	1
Bethel, Justin	5	3	2
Board, Chris	5	3	2
Clark, Chuck	5	2	3
Richards, Jordan	5	4	1
Thomas, De'Anthony	5	5	0
Trawick, Brynden	5	4	1
Bowser, Tyus	4	4	0
Moore, Chris	4	2	2
Elliott, DeShon	3	3	0
Jackson, Bennett	3	1	2
Onwuasor, Patrick	3	3	0
Edwards, Gus	2	2	0
Jones, Cyrus	2	1	1
Averett, Anthony	1	1	0
Bynes, Josh	1	1	0
Koch, Sam	1	1	0
Marshall, Iman	1	1	0
<b>TOTALS</b>	<b>70</b>	<b>53</b>	<b>17</b>

DEFENSIVE STATS BY RANK									
SACKS		INTERCEPTIONS		TACKLES FOR LOSS		PASSES DEFENSED		QBH	
PLAYER	NO.	PLAYER	NO.	PLAYER	NO.	PLAYER	NO.	PLAYER	NO.
Judon, Matthew	9.5	Humphrey, Marlon	3	Judon, Matthew	14	Humphrey, Marlon	14	Judon, Matthew	33
Bowser, Tyus	5.0	Peters, Marcus	3	McPhee, Pernell	7	Peters, Marcus	10	Bowser, Tyus	10
McPhee, Pernell	3.0	Bynes, Josh	2	Bynes, Josh	6	Clark, Chuck	9	Ferguson, Jaylon	9
Onwuasor, Patrick	3.0	Thomas III, Earl	2	Ferguson, Jaylon	6	Carr, Brandon	6	Carr, Brandon	7
Ferguson, Jaylon	2.5	Canady, Maurice	1	Onwuasor, Patrick	5	Smith, Jimmy	6	McPhee, Pernell	6
Carr, Brandon	2.0	Clark, Chuck	1	Carr, Brandon	4	Bynes, Josh	4	Onwuasor, Patrick	6
Fort, L.J.	2.0	Smith, Jimmy	1	Fort, L.J.	4	Thomas III, Earl	4	Thomas III, Earl	6
Thomas III, Earl	2.0			Humphrey, Marlon	4	Canady, Maurice	3	Wormley, Chris	6
Wormley, Chris	1.5			Bowser, Tyus	3	Jefferson, Tony	3	Williams, Brandon	5
Bynes, Josh	1.0			Young, Kenny	3	Averett, Anthony	2	Ward, Jihad	4
Clark, Chuck	1.0			Clark, Chuck	2	Bowser, Tyus	2	Clark, Chuck	3
Ricard, Patrick	1.0			Pierce, Michael	2	Wormley, Chris	2	Levine Sr., Anthony	3
Smith, Jimmy	1.0			Thomas III, Earl	2	Elliott, DeShon	1	Pierce, Michael	3
Ward, Jihad	1.0			Williams, Brandon	2	Ferguson, Jaylon	1	Bynes, Josh	2
Williams, Brandon	1.0			Wormley, Chris	2	Fort, L.J.	1	Fort, L.J.	2
Pierce, Michael	0.5			Averett, Anthony	1	McPhee, Pernell	1	Ricard, Patrick	2
				Board, Chris	1	Onwuasor, Patrick	1	Young, Kenny	2
				Levine Sr., Anthony	1	Ricard, Patrick	1	Humphrey, Marlon	1
				Ricard, Patrick	1			Smith, Jimmy	1
				Smith, Jimmy	1				
				Ward, Jihad	1				

FUMBLE RECOVERIES			
FORCED FUMBLES		RECOVERIES	
PLAYER	NO.	PLAYER	NO.
Judon, Matthew	4	Humphrey, Marlon	3
Clark, Chuck	2	Ward, Jihad	2
Humphrey, Marlon	2	Bowser, Tyus	1
Board, Chris	1	Ferguson, Jaylon	1
Bowser, Tyus	1	Pierce, Michael	1
Canady, Maurice	1	Richards, Jordan	1
Onwuasor, Patrick	1	Thomas III, Earl	1
Ricard, Patrick	1	Williams, Brandon	1
Thomas III, Earl	1		
Young, Kenny	1		



# 2019 POSTSEASON STATISTICS

**WON 0, LOST 1** HEAD COACH: JOHN HARBAUGH

01/11 L 12-28 AFC Wild Card Playoff Game Tennessee 71,254

TEAM STATISTICS	BAL	OPP.
<b>FIRST DOWNS</b>	<b>29</b>	<b>15</b>
Rushing	10	9
Passing	18	5
Penalty	1	1
Third Down-Made/Att	11/18	7/13
Third Down Efficiency	61.1%	53.8%
Fourth Down-Made/Att	0/4	0/0
Fourth Down Efficiency	0.0%	0.0%
<b>TOTAL NET YARDS</b>	<b>530</b>	<b>300</b>
Avg. Per Game	530.0	300.0
Total Plays	92	53
Avg. Per Play	5.8	5.7
<b>NET YARDS RUSHING</b>	<b>185</b>	<b>217</b>
Avg. Per Game	185.0	217.0
Total Rushes	29	37
Avg. Per Rush	6.4	5.9
<b>NET YARDS PASSING</b>	<b>345</b>	<b>83</b>
Avg. Per Game	345.0	83.0
Sacked/Yards Lost	4/20	1/8
Gross Yards	365	91
Attempts/Completions	59/31	15/8
Pct. of Completion	52.5%	53.3%
Had Intercepted	2	0
<b>PUNTS/AVERAGE</b>	<b>1/44.0</b>	<b>6/52.5</b>
Net Punting Average	44.0	39.2
<b>PUNT RETURN/AVG.</b>	<b>0/0</b>	<b>0/0</b>
<b>KICKOFF RETURN/AVG.</b>	<b>3/23.7</b>	<b>2/13.5</b>
<b>INTERCEPTION RETURN/AVG.</b>	<b>0/0.0</b>	<b>2/17.0</b>
<b>PENALTIES/YARDS</b>	<b>7/56</b>	<b>5/20</b>
<b>FUMBLES/BALL LOST</b>	<b>1/1</b>	<b>0/0</b>
<b>TOUCHDOWNS</b>	<b>1</b>	<b>4</b>
Rushing	0	1
Passing	1	3
Returns	0	0
<b>EXTRA POINTS/ATTEMPTS</b>	<b>0/0</b>	<b>4/4</b>
<b>TWO POINT CONVERSION/ATT.</b>	<b>0/1</b>	<b>0/0</b>
<b>FIELD GOALS/ATTEMPTS</b>	<b>2/2</b>	<b>0/0</b>
<b>AVG. TIME OF POSSESSION</b>	<b>32:06</b>	<b>27:54</b>

* SCORE BY PERIODS	Q1	Q2	Q3	Q4	OT	PTS
TEAM	0	6	0	6	0	12
OPPONENTS	7	7	14	0	0	28

SCORING	TD	RU	PA	RT	K-PAT	FG	2PT	S	PTS
H. Hurst	1	0	1	0	0/0	0/0	0	0	6
J. Tucker	0	0	0	0	0/0	2/2	0	0	6
<b>TEAM</b>	<b>1</b>	<b>0</b>	<b>1</b>	<b>0</b>	<b>0/0</b>	<b>2/2</b>	<b>0</b>	<b>0</b>	<b>12</b>
<b>OPPONENTS</b>	<b>4</b>	<b>1</b>	<b>3</b>	<b>0</b>	<b>4/4</b>	<b>0/0</b>	<b>0</b>	<b>0</b>	<b>28</b>

* RUSHING	NO.	YDS	AVG	LONG	TD
L. Jackson	20	143	7.2	30	0
M. Ingram II	6	22	3.7	7	0
G. Edwards	3	20	6.7	19	0
<b>TEAM</b>	<b>29</b>	<b>185</b>	<b>6.4</b>	<b>30</b>	<b>0</b>
<b>OPPONENTS</b>	<b>37</b>	<b>217</b>	<b>5.9</b>	<b>66</b>	<b>1</b>

* RECEIVING	TAR	NO.	YDS	AVG	LONG	TD
M. Brown	11	7	126	18.0	38	0
W. Snead IV	8	6	56	9.3	26	0
M. Andrews	7	4	39	9.8	16	0
J. Hill	5	4	26	6.5	14	0
H. Hurst	6	4	53	13.3	18	1
M. Boykin	7	3	26	8.7	13	0
S. Roberts	4	2	30	15.0	26	0
M. Ingram II	2	1	9	9.0	9	0
<b>TEAM</b>	<b>50</b>	<b>31</b>	<b>365</b>	<b>11.8</b>	<b>38</b>	<b>1</b>
<b>OPPONENTS</b>	<b>12</b>	<b>8</b>	<b>91</b>	<b>11.4</b>	<b>45t</b>	<b>3</b>

* INTERCEPTIONS	NO.	YDS	AVG	LONG	TD
TEAM	0	0	0.0	0	0
OPPONENTS	2	34	17.0	31	0

* FUMBLES	FUM	LST	REC	TD
L. Jackson	1	1	0	0
TEAM	1	1	0	0
OPPONENTS	0	0	0	0

* PUNTING	NO.	YDS	AVG	NET	TB	IN	LG	B
S. Koch	1	44	44.0	44.0	0	0	44	0
<b>TEAM</b>	<b>1</b>	<b>44</b>	<b>44.0</b>	<b>44.0</b>	<b>0</b>	<b>0</b>	<b>44</b>	<b>0</b>
<b>OPPONENTS</b>	<b>6</b>	<b>315</b>	<b>52.5</b>	<b>39.2</b>	<b>4</b>	<b>1</b>	<b>63</b>	<b>0</b>

* PUNT RETURNS	RET	FC	YDS	AVG	LONG	TD
TEAM	0	0	0	0.0	0	0
OPPONENTS	0	1	0	0.0	0	0

* KICKOFF RETURNS	NO.	YDS	AVG	LONG	TD
D. Thomas	3	71	23.7	27	0
<b>TEAM</b>	<b>3</b>	<b>71</b>	<b>23.7</b>	<b>27</b>	<b>0</b>
<b>OPPONENTS</b>	<b>2</b>	<b>27</b>	<b>13.5</b>	<b>20</b>	<b>0</b>

* FIELD GOALS	1-19	20-29	30-39	40-49	50+
J. Tucker	0/0	1/1	0/0	1/1	0/0
<b>TEAM</b>	<b>0/0</b>	<b>1/1</b>	<b>0/0</b>	<b>1/1</b>	<b>0/0</b>
<b>OPPONENTS</b>	<b>0/0</b>	<b>0/0</b>	<b>0/0</b>	<b>0/0</b>	<b>0/0</b>

J. Tucker: (49G, 22G)

OPP: ()

2-Pt Conv: TM 0-1 OPP 0-0

SACKS: E. Thomas III 1.0, TM 1.0, OPP 4.0

* PASSING	ATT	CMP	YDS	CMP%	YDS/ATT	TD	INT	INT%	LONG	SACK	LOST	RATING
L. Jackson	59	31	365	52.5	6.2	1	1.7	2	3.4	38	4/20	63.2
<b>TEAM</b>	<b>59</b>	<b>31</b>	<b>365</b>	<b>52.5</b>	<b>6.2</b>	<b>1</b>	<b>1.7</b>	<b>2</b>	<b>3.4</b>	<b>38</b>	<b>4/20</b>	<b>63.2</b>
<b>OPPONENTS</b>	<b>15</b>	<b>8</b>	<b>91</b>	<b>53.3</b>	<b>6.1</b>	<b>3</b>	<b>20.0</b>	<b>0</b>	<b>0.0</b>	<b>45t</b>	<b>1/8</b>	<b>111.4</b>

## 2019 POSTSEASON BALTIMORE RAVENS DEFENSIVE STATS (THROUGH WEEK 2)

PLAYER	TOTAL	SOLO	ASST.	TFL	SACKS/YDS.	QBH	FR	FF	INT./YDS.	PD
Thomas III, Earl	7	6	1	1	1.0/8.0	1	0	0	0/0	0
Bynes, Josh	6	2	4	0	0.0/0.0	0	0	0	0/0	0
Williams, Brandon	6	5	1	1	0.0/0.0	0	0	0	0/0	0
Pierce, Michael	5	2	3	0	0.0/0.0	0	0	0	0/0	0
Onwuasor, Patrick	4	3	1	0	0.0/0.0	0	0	0	0/0	0
Judon, Matthew	3	1	2	0	0.0/0.0	0	0	0	0/0	0
Wormley, Chris	3	2	1	0	0.0/0.0	0	0	0	0/0	0
Clark, Chuck	2	1	1	0	0.0/0.0	0	0	0	0/0	0
Fort, L.J.	2	2	0	0	0.0/0.0	0	0	0	0/0	1
Humphrey, Marlon	2	2	0	0	0.0/0.0	0	0	0	0/0	0
Peters, Marcus	2	2	0	1	0.0/0.0	0	0	0	0/0	1
Ward, Jihad	2	2	0	0	0.0/0.0	2	0	0	0/0	0
Ellis, Justin	1	1	0	0	0.0/0.0	0	0	0	0/0	0
Ferguson, Jaylon	1	1	0	0	0.0/0.0	1	0	0	0/0	0
Peko Sr., Domata	1	1	0	0	0.0/0.0	0	0	0	0/0	0
Bowser, Tyus	0	0	0	0	0.0/0.0	0	0	0	0/0	1
Smith, Jimmy	0	0	0	0	0.0/0.0	0	0	0	0/0	1
<b>TOTALS</b>	<b>47</b>	<b>33</b>	<b>14</b>	<b>3</b>	<b>1.0/8.0</b>	<b>4</b>	<b>0</b>	<b>0</b>	<b>0/0</b>	<b>4</b>

ASST.=Assist, TFL=Tackle for a Loss, INT.=Interception, FR=Fumble Recovery, FF=Forced Fumble, PD=Pass Defense

### 2019 RAVENS SPECIAL TEAMS

PLAYER	TTL.	SOLO	ASST.	FF	FR	BL
Levine Sr., Anthony	2	1	1	0	0	0
Moore, Chris	1	0	1	0	0	0
<b>TOTALS</b>	<b>3</b>	<b>1</b>	<b>2</b>	<b>0</b>	<b>0</b>	<b>0</b>

### DEFENSIVE STATS BY RANK

SACKS		INTERCEPTIONS		TACKLES FOR LOSS		PASSES DEFENSED		QBH	
PLAYER	NO.	PLAYER	NO.	PLAYER	NO.	PLAYER	NO.	PLAYER	NO.
Thomas III, Earl	1.0			Peters, Marcus	1	Bowser, Tyus	1	Ward, Jihad	2
				Thomas III, Earl	1	Fort, L.J.	1	Ferguson, Jaylon	1
				Williams, Brandon	1	Peters, Marcus	1	Thomas III, Earl	1
						Smith, Jimmy	1		



# GAMEDAY





# M&T BANK STADIUM

M&T Bank Stadium is where NFL excitement begins any given gameday. And that's because Baltimore Ravens home games and M&T Bank Stadium have become synonymous with winning.

Since earning their first Super Bowl title in 2000, the Ravens have posted an impressive home record of 123-45, the NFL's second-best winning percentage (.732), entering 2021.

Located at the south point of Camden Yards, M&T Bank Stadium stands as a premier NFL sports facility. Fans – proud of their Baltimore heritage – enjoy the latest technology, including stunning 4K ultra-high definition displays on the RavensVision video boards, a high-density Wi-Fi network, state-of-the-art concourse designs and new LED Sports Lights. Combined with these exclusive amenities, the game's excitement gives fans, friends and families an opportunity to enjoy the day together. With a capacity of 70,745, this impressive structure draws its distinctive design from the best of Baltimore's architecture.



Completed in 1998 at a cost of \$220 million, the stadium has 133 suites and 8,196 club seats. HOK architects designed both Oriole Park at Camden Yards and the Ravens' home. The latter was completed in less than two years and funded through a combination of proceeds generated from debt service paid by lottery proceeds, the sale of tax-exempt revenue bonds and the Ravens.

## PREMIER EVENTS HELD AT M&T BANK STADIUM



- Army-Navy Football – 2000, 2007, 2014, 2016
- Maryland vs. Georgia Tech Football – 1998
- Maryland vs. Navy Football – 2005, 2010
- Morgan State Football – 1998-2000
- Navy vs. Notre Dame Football – 2002, 2006, 2008
- Maryland vs. West Virginia Football – 2013
- Navy vs. Ohio State Football – 2014
- Maryland vs. Penn State Football – 2015
- Salisbury vs. Frostburg Football – 1999
- Baltimore Bayhawks Lacrosse – 2002 Season
- ACC Lacrosse Tournaments – 2005-06
- Day of Rivals Lacrosse Classic – 2009-10
- Inside Lacrosse Faceoff Classic – 2007-13
- NCAA Lacrosse Championships – '03, '04, '07, '10, '11, '14
- Calvert Hall-Loyola & City-Poly Football
- MPSSAA\* State HS FB Champ. – 2002-15
- Chelsea vs. AC Milan International Soccer – 2009

- Man City vs. Inter Milan International Soccer – 2010
- Tottenham vs. Liverpool International Soccer – 2012
- CONCACAF Gold Cup – 2013, 2015
- Dew Tour – 2007-08
- Monster Jam – 2011-13
- HFSival – 1999 (Red Hot Chili Peppers), 2005 (Foo Fighters)
- Metallica "Summer Sanitarium Tour" – 2000
- Kenny Chesney Concert – 2008
- U2 360° Tour Concert – 2011
- Jay-Z/Justin Timberlake "Legends of The Summer" – 2013
- Jay-Z & Beyonce "On The Run" – 2014
- Billy Joel in Concert – 2015
- One Direction "On The Road Again" – 2015
- Beyonce "The Formation World Tour" – 2016
- Metallica "WorldWired Tour" – 2017

\* Maryland Public Secondary Schools Athletic Association



# M&T BANK STADIUM



## M&T BANK STADIUM ENHANCEMENTS

In 2019, the Ravens completed a three-year, approximately \$120 million self-funded investment that enhanced the fan experience at M&T Bank Stadium. Demonstrating a continued commitment to create an exceptional gameday atmosphere, the improvements included new 4K ultra-high definition video displays, escalators and elevators to the upper deck, a new sound system, upgraded kitchen facilities, a redesigned club level, updated suites and LED Sports Lights.

“Not only do these improvements keep the stadium fresh, but they enrich our gameday experience by delivering added convenience, entertainment and excitement,” Ravens president Dick Cass stated. “We constantly strive to create a ‘wow’ factor for our fans.”

The stadium, which originally cost \$220 million to build, opened in 1998. Since then, the Ravens have spent approximately \$100 million on past enhancements, including a \$45 million investment from 2013-15 to install Wi-Fi capabilities, advanced LED video displays, redesigned concession stands and upgraded concourses.

### PHASE ONE

Phase One of the three-year project was completed prior to the 2017 season and was highlighted by two dramatic, 4K ultra-high definition video displays (*see photo above*), which doubled the width of the stadium’s previous standard HD boards. The boards, measuring approximately 200 feet wide and 36 feet high, equal the highest resolution and clearest picture of any stadium video display in the U.S.

The Ravens also expanded the audio/video control room and installed 4K cameras, lenses and control equipment. An investment was also made in 11 manned cameras and additional robotic cameras, which provide fans with more angles of live action, statistics and replays than ever before.

New LED ribbon displays were also installed around the seating bowl’s suite level. In total, the Ravens installed more than 28,000 square feet of video displays.

### PHASES TWO & THREE

Phases Two and Three of the M&T Bank Stadium enhancements project continued following the 2018 season and continued into the spring/summer of 2019. These improvements included the following:

#### Escalators & Elevators:

Escalators and elevators to the 500 level were installed to improve crowd flow and ensure convenience for fans accessing seats in the stadium’s upper level. (The first escalator to the upper concourse opened in November of the 2018 season.)

#### “Corner Notch” Suites & Video Boards:

New suites were built into each open notch of the stadium’s upper bowl. Large 4K ultra-high definition video boards (*see photo below*), measuring approximately 33 feet wide and 44 feet high, were installed atop each of the four suites, providing fans with additional in-game content, NFL highlights/scores, statistics and fantasy information.

#### Club Level:


All concessions stands and bar/lounge areas on the stadium’s club level received upgrades. These developments enhanced the area’s general design/comfort, audio/visual capabilities, quality of service and food options.

#### Improved Kitchen Facilities:

The stadium underwent kitchen renovations to include new equipment improving the quality of food and providing more options at concessions stands throughout the entire venue.

#### Sound System:

A new sound system in the seating bowl was installed prior to the start of the 2018 NFL season.





# M&T BANK STADIUM

## VIDEO SCREENS, WI-FI AND NEW LED SPORTS LIGHTS

• In 2017, the Ravens made an investment to create a more immersive gameday experience for their fans. Designed and created by Prismview, a Samsung Electronics Company, the updated and enhanced RavensVision ultra-HD 4K video screens each measure 36 feet high and 201 feet wide. Each display is the equivalent of a 2,448-inch flat panel television. It would take over 1,000 40-inch flat screen TVs to equal one of these giant LED (light emitting diode) displays. Each display has extreme contrast face plastics combined with over 6 million individual LED pixels providing brilliant images in bright sunlight and during night events.

• The high definition resolution allows for some of the best graphics and game action video in the league, live game highlights from around the NFL, instant replays, scores, statistics, plus player updates and features.

• The two giant screens are made up of modular LED panels – 13 inches wide by 6.5 inches tall. Each of these premium LED modules contain 512 pixels, spaced only 10mm - 0.39" - apart. Due to the massive size of these displays, these panels were assembled from 50 sections. Each display weighs in at an amazing 76,500 pounds.

• In a historic launch of in-venue video technology, in 2017, the Ravens became the first team to have a permanently installed SkyCam. Typically reserved for the NFL's largest broadcasts, including the Super Bowl and other primetime games, SkyCam delivers its immersive and signature "Quarterback View" for every home game. Its nearly invisible support cables can withstand over 800 pounds each, while the camera system can reach speeds over 25 miles per hour.

• In addition to the main video boards, in 2018, the Ravens installed four new corner displays to add to the fan viewing experience. Each of the four LED video displays measure over 34 feet wide by 44 feet high – a bonus of over 6,081 square feet of screens.

• In cooperation with WJHW, VPC and the Ravens' production team, BeckTV, a leader in broadcast design and installation, created a leading-edge production facility for M&T Bank Stadium. The control room includes state-of-the-art systems for 4K/HD replay, graphics and cameras to help produce world class programming. In addition to 11 manned cameras, the Ravens have 15 robotic cameras contributing to the gameday production.



• The 2017 addition of four LED ribbon boards on the Club Level and Suite Level fascia further elevate the in-stadium atmosphere. These dynamic displays measure a combined 2,373 feet with almost three times the pixel resolution over the previous ribbon boards, providing amazing clarity throughout the stadium. This improvement adds excitement and aims to increase fan engagement.

• With over 28,000 square feet of total display area, the RavensVision displays, corner displays and LED ribbons combine over 20 million pixels to create one of the most captivating experiences in the NFL.

• Two high definition video boards measuring 8 feet high and 30 feet wide were installed at the concourse entrances of Gates A and D in 2013. (Approximately 60 percent of fans enter Gate A for all stadium events.)

• Prior to the 2015 season, the Ravens invested \$5 million in a project to install Wi-Fi access for fans at M&T Bank Stadium. From 2015-17, the throughput capability was 2 gigabits per second (GBPS). In 2018, the stadium boasted a throughput capability of 10 GBPS, or an increase in capability that is five times greater than the previous three seasons.

• Additionally, in 2015, the Ravens installed the capability to show 360-degree replays with a newly-implemented and upgraded Intel freeD system. By using 38 cameras placed around the stadium, fans can view angles of action previously impossible to see. The Ravens were the first NFL franchise capable of providing 360-degree shots, and the technology won a Sports Emmy Award for best in Technical Achievement from Super Bowl 50.

• Lastly, in 2019, the top of the stadium was furnished with new LED Sports Lights. These lights provide more energy efficiency and the capability to instantly switch on and off. In all, Musco Sports Lighting installed 416 new light fixtures atop the stadium that produce a brighter light with less glare and the ability to create dynamic light shows.

# M&T BANK STADIUM

## SIGHTLINES

- Front row seating in the lower level is 6 feet above the grass playing field, high enough to eliminate any issue with obstructed views. In addition, the front row is only a short distance of 50 feet from the playing field sidelines and 20 feet from the back of the end zones.

## SEATING


- With a seating capacity of 70,745, the stadium is substantially larger than its sister baseball park to the north. At 1.6 million square feet, it is nearly double Oriole Park at Camden Yards' size. ADA seating is located on every level.
- The 8,196 club seats at M&T Bank Stadium offer extra-wide comfort, plus VIP parking, access to the club lounges serving specialty foods, fully-staffed bars, concierge services and scenic views of downtown Baltimore.
- Each of the stadium's 133 suites are between 20-24 ticketed premier areas. Each features upscale lounge furniture, a private kitchen, high-definition TVs, Wi-Fi, a private restroom, VIP parking and personal catering. Many other exclusive amenities and events are also available to suite owners.

## AMENITIES/DESIGN

- As part of a two-year, \$35 million investment in 2013, the Ravens enhanced the fan experience with improvements to video boards, concessions stands and all concourses.
- All 16 lower concourse concessions stands were upgraded, with these enhancements improving the speed of service, and also the freshness and quality of food, much of which is prepared directly in front of fans.
- Additional concession stand improvements included digital menu boards and full upgrades to all condiment counters. Renovations to the 24 upper concourse concessions stands were completed prior to the 2014 NFL season.
- Additionally, in 2013 and 2014, all concourses were redesigned with a "Ravenized" theme, influenced by the brick and steel look of M&T Bank Stadium's exterior and buildings on the Camden Yards complex. These features include support columns wrapped in brick, purple accent lighting and enhanced directional signage throughout each of the venue's concourses.
- Extra-wide concourses (44-64 ft.) allow easier fan movement. Eight public elevators, numerous ramps and two escalators (to club level) assist the fan traffic. Two additional escalators (to upper concourse) opened in 2018 and 2019, respectively, to provide guests with easier accessibility to the upper level of the stadium.
- There are 44 concessions stands, including 601 total points of sale, in the upper, lower and club levels with gameday fare, including Baltimore's signature favorites, such as crab cakes.
- Club level decor features a historical perspective of football in Baltimore highlighting great games, teams and players from the area's rich football history.

## TRANSPORTATION AND STADIUM SITE

- Located at 1101 Russell Street, M&T Bank Stadium is surrounded on all sides by the following elevated roadways: I-95 and the Hamburg St. bridge to the north; I-95 and I-395 (plus Light Rail line) to the east; the Ostend St. bridge to the south; and the Russell St. viaduct to the west.
- Fans can easily access the stadium using mass transit. The Light Rail has a drop-off point located directly outside Gate B and the transit system has stops within walking distance.
- Parking in stadium lots is limited to permit holders, but downtown garages are available for gameday parking, just a short walk away. Parking in offsite lots can be reserved in advance with Parking Panda at [www.baltimoreravens.com/stadium/directions-parking](http://www.baltimoreravens.com/stadium/directions-parking).
- For a safe and convenient ride, fans may take advantage of two Lyft pick up zones. If exiting near Gate A, walk up Ravens Walk, cross Lee Street and meet a Lyft driver at Home Plate Plaza. If exiting near Gate D, head down Warner Street and meet a driver at the Horseshoe Casino pickup lane.
- Tailgating is welcomed in select lots at M&T Bank Stadium. For complete Tailgate Lot information, call the Ravens' Ticket Office at (410) 261-7283.



- In October 2002, after the passing of iconic QB Johnny Unitas, the Ravens erected a statue (left) of the Colts' legend outside Gate A. The piece was sculpted by local artist Frederick Kail, who was commissioned by a grassroots group that included donations from the Steve Bisciotti family, the Art Modell family, the

Baltimore Orioles and numerous others. One of the signature elements of the bronze work is the famous black high tops – John's favorite football shoe. Many Ravens fans touch the left shoe of the statue for good luck prior to every game.



- In 2014, the Ravens unveiled in this plaza area a second statue (left) – one of former LB Ray Lewis, another Baltimore icon and perhaps the greatest defender in NFL history. Original PSL season ticket holders also have the opportunity to locate their names etched in one of two PSL Walls of Honor. These names are a tribute to the great Ravens football fans who have supported the team that has brought Baltimore and Maryland two Super Bowl Championships (2000 and 2012).



## IN-GAME ENTERTAINMENT



### MASCOT POE

The gameday experience at M&T Bank Stadium is designed to offer Ravens fans a festive and colorful atmosphere by providing a variety of entertainment and excitement. And it wouldn't be complete without the Ravens' fun-loving mascot, Poe. If you would like to book Poe to fly to your next function, please visit: [www.baltimore Ravens.com/fans/mascots](http://www.baltimore Ravens.com/fans/mascots).



### RAVENS CHEERLEADERS

The Ravens' cheerleading squad has 17 members on the dance team and 38 members on the stunt team. The cheerleading squad was the first NFL team with both a dance and co-ed stunt team. Cheerleaders also spend time in our community helping raise funds for charities and foundations in the Baltimore area. To schedule an appearance, visit: [www.baltimore Ravens.com/cheerleaders](http://www.baltimore Ravens.com/cheerleaders).



### BALTIMORE'S MARCHING RAVENS

Over 150 musicians and crew members comprise Baltimore's Marching Ravens. John Ziemann directed the Colts' Marching Band, which evolved into the Ravens' current musical ensemble. BMR is deeply involved in the Baltimore community, appearing at several parades and events throughout the year. For information on scheduling these dynamic performers, visit: [www.baltimore Ravens.com/fans/marching-ravens](http://www.baltimore Ravens.com/fans/marching-ravens).



### LIVE RAVENS

The Ravens' live mascots, Rise and Conquer, live at the Maryland Zoo in Baltimore and can be visited by fans. Fans also have an opportunity to see the birds appear at home games and a number of different Ravens events throughout the calendar year. For more information, visit: [www.baltimore Ravens.com/fans/mascots](http://www.baltimore Ravens.com/fans/mascots).

## M&T BANK STADIUM PLAYING SURFACE



In May of 2016, the Ravens switched from artificial turf to natural grass at M&T Bank Stadium. As team president Dick Cass stated, "The players really wanted to play on grass, and that was a key consideration." Baltimore had natural grass in the stadium when it first opened in 1998, but the Ravens changed to an artificial turf from Sportex Momentum Turf for the 2003 season, and then replaced that with a newer Shaw Momentum 51 turf prior to the start of 2010. The Ravens now play on this new strain of grass, developed on a sod farm in North Carolina, that is a mixture of Bermuda and some rye. Officials believe it is more robust than what was previously played on in the stadium. The Ravens also use special artificial lights/lamps to keep grass growing where the field is shaded, particularly during the winter months.



# M&T BANK STADIUM



On May 21, 2014, M&T Bank and the Baltimore Ravens announced a 10-year, \$60 million extension of their partnership, which includes the continuation of naming rights to M&T Bank Stadium and an array of community-focused programs, including a new initiative focused on helping at-risk children in Baltimore.

The partnership, which began as a 15-year agreement in 2003 and was extended through 2027, has proven to reach far beyond the stadium and into the community through a range of joint initiatives.

“M&T Bank’s partnership with the Ravens isn’t about a name on a building – it’s about combining the strengths of our two teams to build a better, stronger Baltimore,” said the late M&T Bank president and COO Mark Czarnecki.

M&T Bank is a multi-state community-focused bank serving New York, Maryland, New Jersey, Pennsylvania, Delaware, Connecticut, Virginia, West Virginia and Washington, D.C. Founded in 1856, M&T Bank and its affiliates provide banking, investment, insurance and mortgage financial services to consumer, business and government clients in over 750 branches and 1,800 ATMs.

“Our partnership with M&T is based on shared values and has produced impact on both companies and this community,” said Ravens owner Steve Bisciotti. “This agreement is a natural extension of our strong relationship and mutual

commitment to pursuing excellence and strengthening this region. We look forward to continuing to work with M&T and helping those in need.”

A component of the partnership was the initiative to establish a Judith P. Hoyer Early Child Care and Family Education Center (Judy Center), which provides comprehensive services to increase school readiness for at-risk children under age five and their families. The Judy Center is located at Arundel Elementary/Middle School in the Cherry Hill section of Baltimore City and is being organized through the Baltimore Community Foundation (BCF). The Ravens and M&T provided a total of \$600,000 in funding for the project.



## M&T BANK HONOR ROWS

Since 2003, M&T Bank and the Baltimore Ravens have honored over 14,000 young people from a range of organizations, including Big Brothers Big Sisters of the Greater Chesapeake, recognizing their outstanding volunteer work. For each Ravens home game, 125 young people receive tickets,

Honor Rows t-shirts, a pre-game on-field visit and official in-game recognition on the RavensVision HD video screens.



# M&T BANK STADIUM



## M&T BANK TOUCHDOWN FOR TEACHERS

The Touchdown for Teachers program recognizes local teachers for outstanding service to their schools and communities. Three finalists are chosen annually based on their involvement in the school or community, degree of positive impact and their demonstrated commitment to education. The 2021 grand prize was awarded to Muhammad “Mr. Moo” Benyameen (pictured at right), who is a physical education and health education teacher at Hampden Elementary/Middle School (HEMS) in Baltimore. The three finalists each received a personalized Ravens jersey, Bose headphones, a Dunkin’ gift card. The runners-up were also awarded \$1,000 in grant funds, while HEMS was surprised with a check for \$4,000 in grant funds in Mr. Benyameen’s name. Additionally, “Mr. Moo” will receive a classroom visit by a Ravens player, accompanied by Ravens mascot Poe and cheerleaders, during the 2021-22 school year, as long as it is safe to do so.



In June 2021, the Ravens and Heart of America joined forces to transform two Baltimore city public schools into a COVID-friendly learning environment so classes can be held outdoors. In addition, peace and meditation rooms were installed to support students’ mental health and wellness. The day-long project was aided by over 100 Ravens staff members and executives, including team president Dick Cass.

### PARTNERSHIP FACTS

On gameday, M&T Bank is featured on an array of interior and exterior stadium signage and branding, seen by 70,745 fans and millions more on TV. As the Ravens’ official bank, M&T Bank provides banking services through nine ATMs located throughout the stadium and an M&T booth on RavensWalk.

The partnership is based on shared values and reaches far beyond the stadium and into the community through a range of joint initiatives combining the strengths of the two organizations to build a better, stronger Baltimore.

### RAVENS FOUNDATION PARTNER

Since the inception of the partnership with M&T Bank in 2003, more than \$1 million has been allocated from M&T to the Ravens Foundation, Inc. to support a range of community initiatives.

Each year, M&T Bank employees volunteer to help at Ravens community events, including food drives, Habitat for Humanity builds, playground builds, back-to-school supply distributions and Earth Day clean-ups.

## THE M&T ADVANTAGE

### RAVENS HOME RECORDS (NFL Rankings)

Time Period (Milestone)	Record	NFL Rank
Since 2010 (Past 11 Seasons)	65-23	3
Since 2008 (John Harbaugh Arrival)	77-27	3
Since 2000 (First Super Bowl Season)	123-45	2
Since 1998 (M&T Bank Stadium Opened)	131-53	3
Since 1996 (Team’s Inception)	138-61-1	4

### NFL’s BEST REGULAR SEASON HOME RECORDS (John Harbaugh Era / 2008-20)

Rk.	Team	Record	Pct.
1.	New England Patriots	87-17	.837
2.	Green Bay Packers	78-24-2	.760
3.	<b>Baltimore Ravens</b>	<b>77-27</b>	<b>.740</b>
4.	Pittsburgh Steelers	75-29	.721
5.	New Orleans Saints	73-31	.702





# M&T BANK STADIUM: THE GOLD STANDARD



In 2013, the Ravens, in partnership with the Maryland Stadium Authority (MSA), earned a LEED-certified Gold designation for M&T Bank Stadium from the U.S. Green Building Council (USGBC). The venue then received LEED Gold re-certification in 2019.

LEED (Leadership in Energy and Environmental Design) strives to deliver energy- and water-efficient, healthy, environmentally-friendly, cost-savings buildings, homes and communities.

M&T Bank Stadium became the first existing outdoor professional sports facility in the United States – including all NFL and Major League Baseball stadiums – to receive USGBC's Gold rating. A LEED certification is recognized across the globe as the premier mark of achievement in green building.

## DHS SAFETY ACT DESIGNATION

In March 2020, the Ravens announced that M&T Bank Stadium had been recognized by the United States Department of Homeland Security (DHS) with a SAFETY Act Designation, acknowledging excellence in gameday security practices.

The Ravens received the SAFETY Act Designation for the M&T Bank Stadium Security Program, a comprehensive program that includes the screening of visitors and packages, emergency plans, threat assessments, physical and electronic security equipment, and trained personnel. The security program applies to the entire stadium property, including the seating bowl and suites, gates, loading dock, inner and secondary perimeters, field, locker rooms, utility and mechanical systems, and command center.



**M&T Bank**  
STADIUM

*"Understanding the very high level of scrutiny the stadium and the security program have been put through throughout the SAFETY Act review process, this is an achievement to be extremely proud of. The work that the team at M&T Bank Stadium does is of the highest caliber, and this achievement is a deserved recognition of that work."*

**- NFL Chief Security Officer Cathy Lanier**

## SUSTAINABILITY FACTS FOR M&T BANK STADIUM

- All construction associated with M&T Bank Stadium's \$120 million improvement project from 2017-19 was designed using LEED standards.
- The 2019 change from metal halide sports lights to LED sports lights reduces energy consumption by 50%.
- The stadium's efficient irrigation system and adaptive vegetation reduces 30% of its potable water for outside irrigation.
- Electricity at the stadium was reduced from 15,952,984 kilowatt hours in 2005 to 10,881,579 in 2012.
- The electricity savings of 5,071,405 kilowatt hours can heat about 440 homes for a year.
- Installation of waterless urinals & water-efficient restroom fixtures saves over 3 million gallons of water per year.
- There is a 43% water reduction in the stadium with the installation of over 400 waterless urinals.
- 38% of M&T Bank Stadium staff use alternative transportation to work, contributing to the stadium's carbon footprint reduction of 123,070 metric tons of greenhouse gas emissions per year.
- 71% of regularly-occupied spaces have access to outdoor views of Baltimore.
- The stadium is 27% above the national average in energy efficiency.
- The stadium recycles 31% of its regular waste.



Ravens president Dick Cass (left) and former Maryland governor Martin O'Malley (right) accept the LEED-certified Gold designation from Jason Hartke (center) of the U.S. Green Building Council.

# M&T BANK STADIUM MAP





# GAMEDAY BROADCAST TEAM



Pictured above is the Ravens' 2021 radio team featuring Gerry Sandusky (left) and former Ravens FB Femi Ayanbadejo (right). Sandusky, WBAL-TV 11's sports director, delivers the play-by-play for the broadcast team, while Ayanbadejo will serve as a color analyst. The duo brings a wealth of football knowledge and experience to game broadcasts on WBAL Radio 1090 AM/101.5 FM and 98Rock WIYY FM (and streamed live on [baltimoreravens.com](http://baltimoreravens.com)).

All Ravens games can be heard on 98Rock WIYY (97.9 FM), WBAL 1090 AM/101.5 FM, [baltimoreravens.com](http://baltimoreravens.com) and in the Ravens mobile app (when fans are in Baltimore). This network broadcasts each game with affiliates spanning five states – Maryland, Delaware, Kentucky, Pennsylvania and West Virginia – and Washington, D.C.

In 2021, the Ravens' three preseason games will be called by Sandusky, the "Voice of the Ravens," with CBS Sports' Evan Washburn (seen right with Sandusky) handling sideline reporting duties. (The crew's booth analysis role will be announced in late-July.)

The Emmy Award-winning preseason broadcasts and pre-game shows are produced by Ravens Productions, led by coordinating producer Matt Brevet, producer Andy Bock and director Dan Reagan. They air on WBAL-TV, WJLA (Washington, D.C.), WGAL (York/Lancaster/Harrisburg, Pa.), WWCW (Roanoke, Va.), WUPV (Richmond, Va.), WTVZ-TV (Norfolk, Va.), and WMDT (Delmarva area). Broadcasts are also simulcast on all radio affiliates.



## RAVENS RADIO AFFILIATES

### MARYLAND

#### Annapolis

WNAV • 1430 AM  
99.9 FM

#### Baltimore

WBAL • 101.5 FM  
1090 AM  
WIYY • 97.9 FM

#### Cambridge

WCEM • 106.3 FM  
1240 AM

#### Chestertown

WCTR • 106.9 FM  
96.1 FM / 1530 AM

#### Cumberland

WCMD • 102.1 FM  
1230 AM

#### Frederick

W292FR • 106.3 FM

#### Hagerstown

WARK • 1490 AM  
98.9 FM

#### Hancock

WWEG • 106.9 FM

#### Pocomoke City

WBBX • 106.1 FM

#### Rehoboth Beach/ Ocean City

WGMD • 92.7 FM

#### Salisbury

WTGM • 960 AM

#### Westminster

WTRR • 1470 AM  
102.3 FM

### DELAWARE

#### Wilmington

WWTX • 1290 AM

### KENTUCKY

#### Louisville

The Ville • 93.9 FM

### WEST VIRGINIA

#### Keyser

WKLP • 1390 AM

#### Martinsburg

WWEG • 106.9 FM

### PENNSYLVANIA

#### Williamsport

WYLC • 1050 AM  
92.7 FM

#### York

WSBA • 910 AM  
93.9 FM

### WASHINGTON, D.C.

#### WONK • 104.7 FM

101.1's HD-2

La Nueva • 87.7 FM  
(Spanish radio)



**RAVENS RADIO LOCKER ROOM SHOW** runs 30 minutes after each Ravens game throughout the season. This gameday wrap-up features the live post-game press conferences of head coach John Harbaugh (pictured above with play-by-play announcer Gerry Sandusky) and is followed by several player interviews.





# RAVENS PODCAST

NETWORK

AVAILABLE ANYWHERE  
YOU GET YOUR PODCASTS

ITUNES | SPOTIFY | TUNEIN  
STITCHER | SOUNDCLOUD  
PLAYERFM | GOOGLE PLAY

[BALTIMORERAVENS.COM/PODCAST](http://BALTIMORERAVENS.COM/PODCAST)



PLAYER INTERVIEWS, SPECIAL GUESTS, RIDICULOUS TOPICS. JOIN RYAN MINK AND GARRETT DOWNING EVERY WEEK IN "THE LOUNGE"



JOHN EISENBERG EXPLORES THE POST-FOOTBALL LIFE OF VARIOUS FORMER RAVENS

COMING SOON!

BLACK IN THE NFL

A NEW PODCAST BY CLIFTON BROWN

TURN ON. TUNE IN. TEAM UP WITH

# THE RAVENS



## RAVENS REPORT

PRESENTED BY



Ravens Report is the Emmy Award winning flagship program of the Baltimore Ravens that showcases life in the NFL. This magazine-style show features behind-the-scenes access to players and coaches as they prepare for each week's opponent.

SATURDAYS 7:00 PM AND  
AFTER SATURDAY NIGHT LIVE



RAVENS REPORT ALSO AIRS ON:

WGAL (HARRISBURG, PA) • NBC SPORTS WASHINGTON • WJLA (WASHINGTON, DC) • WMDT (DELMARVA AREA) • WWCW (ROANOKE, VA)  
WUPV (RICHMOND, VA) • WTVZ (NORFOLK, VA) • WHVL (STATE COLLEGE, PA)

BROUGHT TO YOU BY



RAVENS PRODUCTIONS

# INDEX

## A-L

Abato, Theresa . . . . .	79	Dobbins, J.K. . . . .	145
Adeoye, Aaron . . . . .	96	Dorsey, Khalil . . . . .	148
Alaka, Otaru . . . . .	98	Downs, Brad . . . . .	74
All Community Team . . . . .	91	Draft Choices, 2021 . . . . .	301
All-Time Coaches . . . . .	55	All-Time . . . . .	401
All-Time Rankings, Defense . . . . .	411	College . . . . .	404
All-Time Rankings, Offense . . . . .	410	Dubé, Jon . . . . .	72
All-Time Results . . . . .	415	Duvernay, Devin . . . . .	150
All-Time Win/Loss . . . . .	408	Edwards, Gus . . . . .	153
Andres, Michelle . . . . .	74	Eller, Bob . . . . .	75
Andrews, Mark . . . . .	100	Elliott, DeShon . . . . .	157
Angulo, Richard . . . . .	27	Ellis, Justin . . . . .	160
Attendance, All-Time . . . . .	405	Ingram, Bobby . . . . .	34
Attendance Records . . . . .	414	Etheridge, Brandon . . . . .	75
Attenoukon, Houegnon “Q” . . . . .	69	Facility, Under Armour Performance Center . . . . .	1, 88
Averett, Anthony . . . . .	104	Ferguson, Jaylon . . . . .	163
Azevedo, Mark . . . . .	64	Firsts, M&T Bank Stadium . . . . .	409
Baltimore Colts History . . . . .	363	Firsts, Ravens Franchise . . . . .	409
Baltimore Ravens History . . . . .	363	Foundation, Ravens . . . . .	91
Band, Marching Ravens . . . . .	493	Fort, L.J. . . . .	166
Bateman, Rashod . . . . .	302	Frazier, Corey . . . . .	67
Berning, Brandon . . . . .	66	Game-by-Game Defense, 2020 . . . . .	337
Bisciotti, Steve . . . . .	5	Game-by-Game Offense, 2020 . . . . .	335
Blackburn, David . . . . .	65	Game-by-Game Summaries, 2020 . . . . .	339
Board, Chris . . . . .	107	Gleason, Patrick . . . . .	80
Bowser, Tyus . . . . .	110	Goering, Jeff . . . . .	76
Boykin, Miles . . . . .	113	Harbaugh, John . . . . .	12
Boyle, Nick . . . . .	116	Harris, Davontae . . . . .	169
Bozeman, Bradley . . . . .	120	Harrison, Malik . . . . .	171
Bredeson, Ben . . . . .	124	Hayes, Daelin . . . . .	313
Brigance, O.J. . . . .	71	Hewitt, Chris . . . . .	36
Broadcast Team . . . . .	498	Hill, Justice . . . . .	173
Brooks, Jason . . . . .	29	Hines, Kenico . . . . .	73
Brown, Marquise . . . . .	126	Honor Rows . . . . .	494
Brown, Randy . . . . .	30	Honors, Ravens, All-Time . . . . .	386
Byrne, Kevin . . . . .	82	Honors, Ravens, 2020 . . . . .	330
Cain, Deon . . . . .	129	Hortiz, Joe . . . . .	60
Campbell, Calais . . . . .	131	Horton, Chris . . . . .	21
Cass, Dick . . . . .	7	How the 2020 Ravens Were Built . . . . .	334
Cheerleaders . . . . .	493	Humphrey, Marlon . . . . .	176
Clark, Chuck . . . . .	137	Huntley, Tyler . . . . .	180
Cleary, Joey . . . . .	66	Jackson, Lamar . . . . .	182
Cleveland, Ben . . . . .	306	James, Ja’Wuan . . . . .	189
Cline, Aaron . . . . .	79	Johnny Unitas Statue . . . . .	492
Coaches, All-Time . . . . .	55	Kasabula, Kate . . . . .	80
Cohen, Scott . . . . .	53	Kinra, Asheesh . . . . .	81
Coller, Jim . . . . .	79	Koch, Sam . . . . .	191
Colon, Trystan . . . . .	141	Kokinis, George . . . . .	61
Comeback Victories . . . . .	409	Koppelman, Baker . . . . .	76
Community . . . . .	91	LEED Environmental Award . . . . .	496
Crawford, Aaron . . . . .	143	Levine Sr., Anthony . . . . .	196
D’Alessandris, Joe . . . . .	32	Lewis, Ray (Ravens Legend & Hall of Famer) . . . . .	381
Darney, Heather . . . . .	80	Lewis, Ray (Statue) . . . . .	492
DeCosta, Eric . . . . .	9	Lynn, D’Anton . . . . .	38
Defensive TDs, All-Time . . . . .	165		

## M-S

M&T Bank Stadium . . . . .	1, 489	Player Honors, 2020 . . . . .	330
Amenities . . . . .	492	Player Honors, All-Time . . . . .	386
Coldest Home Games . . . . .	407	Player Participation, 2020 . . . . .	331
Enhancements . . . . .	490	Player Personnel Staff Headshots . . . . .	70
Entertainment . . . . .	493	Podcast Network, Ravens . . . . .	499
Events . . . . .	489	Powers, Ben . . . . .	225
Johnny Unitas Statue . . . . .	492	Preseason Results, All-Time . . . . .	413
LEED Designation . . . . .	496	Primetime Ravens . . . . .	406
M&T Bank/Ravens Partnership . . . . .	494	Pro Bowl Ravens, 2020 . . . . .	330
Playing Surface . . . . .	493	Pro Bowl Ravens, All-Time . . . . .	388
RavensVision Video Screens/WiFi . . . . .	491	Proche II, James . . . . .	227
Ray Lewis Statue . . . . .	492	Queen, Patrick . . . . .	230
Seating . . . . .	492	Radio Affiliates . . . . .	498
Seating Chart/Map . . . . .	497	Rankings, Ravens, All-Time . . . . .	410
Tailgating . . . . .	492	Rankings, Ravens Year-by-Year Totals . . . . .	412
The M&T Advantage . . . . .	495	Raphael, Andrew . . . . .	65
Transportation . . . . .	492	Ravens Foundation, Inc. . . . .	91
Madubuike, Justin . . . . .	201	Ravens History . . . . .	363
Man of the Year, Ravens . . . . .	389	Ravens Radio Network/Affiliates . . . . .	498
Mancz, Greg . . . . .	203	Ray Lewis Statue . . . . .	492
Marshall, Iman . . . . .	206	Reed, Ed (Ravens Legend & Hall of Famer) . . . . .	383
Martin, Tee . . . . .	39	Results, All-Time . . . . .	415
Martindale, Don . . . . .	23	Ricard, Patrick . . . . .	233
Mascot . . . . .	493	Richards, Jordan . . . . .	237
Mason, Ben . . . . .	315	Ring of Honor . . . . .	389
Matteo, Nick . . . . .	62	Rivers, Chauncey . . . . .	239
McClain, Jameel . . . . .	69	Rochlitz, Kevin . . . . .	77
McDonald, David . . . . .	69	Roman, Greg . . . . .	25
McDonough, Patrick . . . . .	69	Roster, All-Time . . . . .	390
McLaughlin, Megan . . . . .	53	Rosters, 2021 . . . . .	324
McPhee, Pernell . . . . .	207	Ryan, Rob . . . . .	41
McSorley, Trace . . . . .	211	Sanders, Darren . . . . .	81
Mearman, Elizabeth . . . . .	77	Saunders, Steve . . . . .	43
Medical Team . . . . .	90	Schedule & Team Information, 2021 . . . . .	1
Medlin, Ron . . . . .	73	Schofield, Michael . . . . .	240
Mekari, Patrick . . . . .	214	Seating Chart, M&T Bank Stadium . . . . .	497
Moore, Nick . . . . .	217	Shutouts, All-Time . . . . .	405
Moriarty, Pat . . . . .	59	Smith, Andre . . . . .	243
Newsome, Ozzie . . . . .	56	Smith, Jimmy . . . . .	246
Newsome, Vincent . . . . .	63	Snyder, Sarah . . . . .	70
NFL Rankings, 2020 . . . . .	357	Sommerhof, Roy . . . . .	78
NFL Standings, 2020 . . . . .	358	Stadium . . . . .	489
O'Brien, Jay . . . . .	81	Staff Directory . . . . .	3
Ogden, Jonathan (Ravens Legend & Hall of Famer) . . . . .	380	Staff Photos . . . . .	82
Oliver, Josh . . . . .	218	Stallard, Chas . . . . .	67
Opponents, Ravens vs. NFL . . . . .	421	Stanley, Ronnie . . . . .	251
Overtime Games, All-Time . . . . .	408	Starters, Game-by-Game, 2020 . . . . .	333
Oweh, Odafe . . . . .	304	Statistics, Cumulative, 1996-2019 . . . . .	428
Parsons, Dan . . . . .	53	Statistics, Defensive/Special Teams, 2020 . . . . .	328
Peters, Marcus . . . . .	219	Statistics, Postseason, 2020 . . . . .	329
Peterson, Jay . . . . .	40	Statistics, Regular Season, 2020 . . . . .	327
Phillips, Tyre . . . . .	223	Steele, Chad . . . . .	78
Players, 2021 . . . . .	95	Stephens, Brandon . . . . .	307
Draft Choices . . . . .	301	Stone, Geno . . . . .	255
First-Year Players . . . . .	298	Super Bowl XXXV . . . . .	362
Undrafted Rookie Free Agents . . . . .	317	Super Bowl XLVII . . . . .	360
Veterans . . . . .	96	Switzer, Travis . . . . .	53



## T-Z

Television Programming, Ravens . . . . .	499	Washington, Broderick . . . . .	273
Tomlinson, Eric . . . . .	257	Watkins, Sammy . . . . .	275
Touchdown For Teachers . . . . .	495	Weaver, Anthony . . . . .	48
Townsend, Johnny . . . . .	259	Weidl, Kevin . . . . .	68
Trades, All-Time . . . . .	385	Weist, T.J. . . . .	49
Tucker, Andrew . . . . .	72	Welch, Kristian . . . . .	279
Tucker, Justin . . . . .	261	Westry, Chris . . . . .	281
Under Armour Performance Center . . . . .	1, 88	Wilkins, Drew . . . . .	50
Unitas, Johnny (Statue) . . . . .	492	Williams, Brandon . . . . .	282
Urban, James . . . . .	44	Williams, Keith . . . . .	52
Vega, Bobby . . . . .	68	Williams, Ty'Son . . . . .	287
Ver Steeg, Craig . . . . .	46	Wolfe, Derek . . . . .	288
Villanueva, Alejandro . . . . .	268	Young, Tavon . . . . .	292
Wade, Shaun . . . . .	311	Zeitler, Kevin . . . . .	295
Wallace, Tylan . . . . .	309		







**JUSTIN, SCOTT & SPIEGEL**  
WEEKDAYS 5-10AM

**WBAL**

**NEWSRADIO**

**1090 AM** / **101.5 FM**

**EXPECT MORE**

# A COMMUNITY OF



Ready for another exciting season, Ravens Flock?

This community of fans just keeps getting bigger and better, and we couldn't be prouder to be your official bank. We're looking forward to seeing you back in M&T Bank Stadium real soon. Let's go!

Learn more at [mtb.com/ravens](https://mtb.com/ravens) or join our community of fans at [f/MyRavensCard](https://www.facebook.com/MyRavensCard).

**M&T Bank**  
Official Bank of the Baltimore Ravens