

---

**A F C N O R T H D I V I S I O N C H A M P I O N S**

---

13-5 OVERALL RECORD

9-0 AT HOME

6-0 VS. DIVISION

7-1 VS. PLAYOFF TEAMS



**RELENTLESS**

---

**T W E N T Y E L E V E N S E A S O N R E V I E W**

---

# **RAVENS 2011 REVIEW / 2012 INFORMATION INDEX**

## **Baltimore Ravens, 2011 Recap/2012 Preview**

Coaching Changes .....	3
Community News .....	42
Coordinators Notes .....	8
Depth Chart .....	46
First-Round Draft Order, 2012 .....	1
Head Coach John Harbaugh Notes .....	6-7
Highlights .....	1-5
Honors .....	2-3
How Built .....	47
Injury Report .....	3
Milestones .....	11
News Clippings, 2011 .....	274-321
Newsome, Ozzie/Personnel Notes .....	9-10
Opponents, 2012 .....	1
Participation Chart .....	48
Player Notes (Defensive) .....	17-19
Player Notes (Offensive) .....	20-22
Player Notes (Special Teams) .....	23
Postseason Notes/Game Recaps/History .....	6, 24-31
Pronunciation Guide .....	46
Quotes .....	32-34
Rankings .....	2, 12
Rosters .....	43-45
Schedule/Results .....	2
Standings .....	2
Starters, Game-by-Game .....	49
Team Notes .....	10-16
Transactions .....	50

## **Team Statistics**

Drive Charts .....	81-98
First Downs .....	66
Game-by-Game, Offense and Defense .....	55-58
Game Summaries, 2011 .....	99-107
Last Time It Happened .....	68-79
Longest Plays, Ravens .....	59
Longest Plays, Opponents .....	60
Pass Completions by Distance .....	67
Red Zone Scoring .....	65
Replay Challenges .....	80
Statistics, Postseason .....	51-52
Statistics, Regular Season .....	53-54
Superlatives, Individual .....	62-63
Superlatives, Team .....	61
Turnover Table .....	11, 64

## **Updated Player Biographies/Career and 2011 Game-by-Game Statistics**

Players (A-G) .....	108-136
Players (H-P) .....	137-160
Players (Q-Z) .....	161-186

## **Ravens Regular Season Records**

Individual .....	187-199
Opponent Single-Game Bests .....	207
Team .....	200-206

## **NFL Statistics (Playoffs), 2011**

Final Standings and Team-by-Team Results .....	208-210
Individual Single-Game Highs .....	232 (259-260)
Individual Statistical Leaders .....	233-247 (260-272)
Inside the 20 Scoring .....	226-227 (256)
NFL Averages .....	219
Rankings .....	220-223, 248 (253-255, 273)
Take-Away/Give-Away .....	225 (256)
Team-by-Team Statistics .....	211-218 (249-252)

<b>Transcript, Season-Ending Press Conference (Feb. 1, 2012)</b> .....	35-41
--	-------



# BALTIMORE RAVENS 2011 REVIEW / 2012 INFORMATION

## 2011 SEASON REVIEW

The Ravens are the only NFL team to earn the playoffs the past four seasons – and the only club to win a playoff game each of those four years (2008-11). ... Baltimore won the AFC North in 2011, sweeping the division, while the Ravens went 6-0 against playoff teams (7-1 including post-season), matching Green Bay as the only clubs to go undefeated in division play and against other postseason qualifiers during the regular season. ... The Ravens produced a second-straight 12-4 record (13-5 overall), going undefeated at M&T Bank Stadium (Packers and Saints were also undefeated at home). ... Baltimore earned a 20-13 Divisional Round victory over Houston at home and then fell, 23-20, in a heartbreaking AFC Championship thriller at New England. ... John Harbaugh became the first head coach in NFL history to win a playoff game in each of his first four seasons, with his 49 total victories from 2008-11 tying (New Orleans) for third in the league (one behind New England and Pittsburgh – both with 50). ... QB Joe Flacco has started every game under “Harbs,” and his 44 regular season wins are the most ever by an NFL QB in his initial four seasons.

### 2011 DEFENSE

The Ravens, who finished No. 3 in the league in fewest points permitted (16.6 ppg) for the fourth-straight year, tied an NFL record for consecutive seasons of being in the Top 3 for points allowed. ... Overall, Baltimore’s “D” ranked third in both yards allowed (288.9 ypg) and sacks (48, behind the Vikings and Eagles – 50 each). ... The Ravens finished No. 1 in red zone defense (38.1 TD%), opponent QB rating (68.8), fewest offensive TDs allowed (21) and fewest TD passes permitted (11). ... Baltimore was second in rush defense (92.6 ypg) and third-down defense (32.1%). ... The Ravens also held nine of their 16 regular season opponents to 17 or fewer points. ... OLB Terrell Suggs, the AP Defensive Player of the Year, produced a career-high 14 sacks and a team-record and NFL-high 7 FFs. ... Suggs, LB Ray Lewis, S Ed Reed and DT Haloti Ngata were 2011 Pro Bowl starters.

### 2011 OFFENSE

Despite playing eight games against defenses ranked in the NFL’s Top 8, the Ravens were 12th in scoring (23.6 ppg), seventh in third-down offense (42.4%) and 10th in rushing (124.8 ypg). ... RB Ray Rice produced a career-high and NFL-best 2,068 yards from scrimmage, ranking second in the league in rushing (1,364 to Maurice Jones-Drew’s 1,606). Rice also set a team mark with 15 TDs and was second in the NFL among RBs with a team-high 76 catches (704 receiving yards). ... QB Joe Flacco produced his third-consecutive 3,500-yard/20-TD season and was 13 yards shy of his career high with 3,610 passing yards (3,622). ... WR Torrey Smith was third among NFL rookies with 841 receiving yards (50 catches); his receptions and yards, plus 7 TDs, set new Ravens first-year standards. (Baltimore started the rookie WR Smith and two second-year TEs: Ed Dickson and Dennis Pitta.) ... Over the last seven games of the season, the Ravens ranked No. 3 in rushing yards (1,105). ... Along with Rice, FB Vonta Leach, LG Ben Grubbs and RG Marshal Yanda were 2011 Pro Bowlers.

### 2011 SPECIAL TEAMS

The solid units were led by 2010 Pro Bowl K Billy Cundiff and P Sam Koch, a Pro Bowl first alternate a year ago. Cundiff scored a career-high 122 points in 2011, despite missing one game with a calf injury. Koch, one of the league’s most accurate and consistent punters, produced a career-best 46.5 gross average. ... Starting CB Lardarius Webb was the punt returner most of the season and averaged 10.0 yards per return, adding a 68-yard TD. ... Injuries set back KOR David Reed, who led the NFL in KOR average in 2010 (29.3) and ended this season on IR. (Reed averaged an impressive 29.7 yards per KOR on 18 attempts in 2011.) ... Former Pro Bowl special-teamer Brendon Ayanbadejo – a second alternate this season – helped one of the NFL’s youngest ST groups mature.

### 2012 OPPONENTS

**HOME:** Cincinnati Bengals, Cleveland Browns, Pittsburgh Steelers, Denver Broncos, Oakland Raiders, New England Patriots, Dallas Cowboys, New York Giants

**AWAY:** Cincinnati Bengals, Cleveland Browns, Pittsburgh Steelers, Houston Texans, Kansas City Chiefs, San Diego Chargers, Philadelphia Eagles, Washington Redskins

*Note: The Ravens will play eight games against 2011 playoff teams.*

### 2012 DRAFT ORDER

Pick	Team	2011 Record	Win %	Schedule Strength
1.	Indianapolis Colts	2-14	.125	.539
2.	St. Louis Rams	2-14	.125	.590
3.	Minnesota Vikings	3-13	.188	.559
4.	Cleveland Browns	4-12	.250	.531
5.	Tampa Bay Buccaneers	4-12	.250	.551
6.	Washington Redskins	5-11	.313	.477
7.	Jacksonville Jaguars	5-11	.313	.500
8.*	Carolina Panthers	6-10	.375	.504
9.*	Miami Dolphins	6-10	.375	.504
10.	Buffalo Bills	6-10	.375	.520
11.*	Kansas City Chiefs	7-9	.438	.512
12.*	Seattle Seahawks	7-9	.438	.512
13.	Arizona Cardinals	8-8	.500	.469
14.	Dallas Cowboys	8-8	.500	.473
15.	Philadelphia Eagles	8-8	.500	.488
16.	New York Jets	8-8	.500	.500
17.	Oakland Raiders	8-8	.500	.504
18.	San Diego Chargers	8-8	.500	.516
19.	Chicago Bears	8-8	.500	.527
20.	Tennessee Titans	9-7	.563	.563
21.	Cincinnati Bengals	9-7	.563	.492
22.	Atlanta Falcons	10-6	.625	.480
23.	Detroit Lions	10-6	.625	.535
24.	Pittsburgh Steelers	12-4	.750	.492
25.	Denver Broncos	8-8	.500	.520
26.	Houston Texans	10-6	.625	.516
27.	New Orleans Saints	13-3	.813	.508
28.	Green Bay Packers	15-1	.938	.508
<b>29.</b>	<b>Baltimore Ravens</b>	<b>12-4</b>	<b>.750</b>	<b>.477</b>
30.	San Francisco 49ers	13-3	.813	.449
31.	New England Patriots	13-3	.813	.449
32.	New York Giants	9-7	.563	.520

\* position TBD by coin flip

# 2011 TEAM INFORMATION

## SCHEDULE/RESULTS (13-5)

Date	Opponent	Result	Score
Sun. Sept. 11	Pittsburgh Steelers	W	35-7
Sun. Sept. 18	at Tennessee Titans	L	13-26
Sun. Sept. 25	at St. Louis Rams	W	37-7
Sun. Oct. 2	New York Jets	W	34-17
Sun. Oct. 16	Houston Texans	W	29-14
Mon. Oct. 24	at Jacksonville Jaguars	L	7-12
Sun. Oct. 30	Arizona Cardinals	W	30-27
Sun. Nov. 6	at Pittsburgh Steelers	W	23-20
Sun. Nov. 13	at Seattle Seahawks	L	17-22
Sun. Nov. 20	Cincinnati Bengals	W	31-24
Thurs. Nov. 24	San Francisco 49ers	W	16-6
Sun. Dec. 4	at Cleveland Browns	W	24-10
Sun. Dec. 11	Indianapolis Colts	W	24-10
Sun. Dec. 18	at San Diego Chargers	L	14-34
Sat. Dec. 24	Cleveland Browns	W	20-14
Sun. Jan. 1	at Cincinnati Bengals	W	24-16
Sun. Jan. 15	Houston Texans (Div.)	W	20-13
Sun. Jan. 22	at New England Patriots (AFC)	L	20-23

## RAVENS NFL RANKINGS

### OFFENSE

Category	Stats	Rank
Total Offense	338.7	15
Rush Offense	124.8	10
Pass Offense	213.9	19
Points Per Game	23.6	12
3rd-Down Off. %	42.4	7
4th-Down Off. %	57.1	6(t)
Red Zone Off. (TD%)	51.0	17

### DEFENSE

Category	Stats	Rank
Total Defense	288.9	3
Rush Defense	92.6	2
Pass Defense	196.3	4
Points Per Game	16.6	3
3rd-Down Def. %	32.1	2
4th-Down Def. %	47.6	21
Red Zone Def. (TD%)	38.1	1

### TEAM

Category	Stats	Rank
Turnover Ratio	+2	11(t)
Penalties	92	9th fewest
Penalty Yards	742	4th fewest

## AFC NORTH STANDINGS

Teams	W	L	T	Home	Road	Div.	Con.	PF	PA	Streak
Baltimore	12	4	0	8-0	4-4	6-0	9-3	378	266	Won 2
Pittsburgh	12	4	0	7-1	5-3	4-2	9-3	325	227	Won 2
Cincinnati	9	7	0	4-4	5-3	2-4	6-6	344	323	Lost 1
Cleveland	4	12	0	3-5	1-7	0-6	3-9	218	307	Lost 6

## RAVENS HONOR ROLL

### C MATT BIRK

- Walter Payton NFL Man of the Year

### QB JOE FLACCO

- FedEx Air NFL Player of the Week - Week 3 at STL
- GMC "Never Say Never Moment" - Week 9 at Pit.

### G BEN GRUBBS

- Pro Bowl - 1st Invite

### OLB JARRET JOHNSON

- AFC Defensive Player of the Week - Week 4 vs. NYJ

### FB VONTA LEACH

- Pro Bowl (starter) - 2nd Invite
- NFL First-Team All-Pro (*Associated Press*)
- *Sports Illustrated* First-Team All-Pro (Peter King)

### LB RAY LEWIS

- Pro Bowl (starter) - 13th Invite
- AFC Defensive Player of the Week - Week 3 at STL

### DT HALOTI NGATA

- Pro Bowl (starter) - 3rd Invite
- NFL First-Team All-Pro (*Associated Press*)
- NFL First-Team All-Pro (*Pro Football Weekly*)
- NFL First-Team All-Pro (*Sporting News*)
- *Sports Illustrated* First-Team All-Pro (Peter King)

### S ED REED

- Pro Bowl (starter) - 8th Invite
- NFL Second-Team All-Pro (*Associated Press*)

### RB RAY RICE

- Pro Bowl (starter) - 2nd Invite
- NFL Second-Team All-Pro (*Associated Press*)
- GMC "Never Say Never Moment" - Week 8 vs. Ari.
- FedEx Ground NFL Player of the Week - Week 13 at Cle.
- AFC Offensive Player of the Week - Week 13 at Cle.
- AFC Offensive Player of the Week - Week 17 at Cin.
- FedEx Ground NFL Player of the Week - Week 17 at Cin.

### WR TORREY SMITH

- AFC Offensive Player of the Week - Week 11 vs. Cin.
- Pepsi NFL Rookie of the Week (*NFL.com* vote) - Week 11 vs. Cin.

### LB TERRELL SUGGS

- Defensive Player of the Year (*Associated Press*)
- Defensive Player of the Year (*Pro Football Weekly*)
- Defensive Player of the Year (K.C. NFL 101)
- Pro Bowl (starter) - 5th Invite
- NFL First-Team All-Pro (*Associated Press*)
- NFL First-Team All-Pro (*Pro Football Weekly*)
- NFL First-Team All-Pro (*Sporting News*)
- Butkus Award (co-winner, DeMarcus Ware)
- AFC Defensive Player of the Month - December/January
- AFC Defensive Player of the Week - Week 1 vs. Pit.
- AFC Defensive Player of the Week - Week 12 vs. SF
- AFC Defensive Player of the Week - Week 14 vs. Ind.

### G MARSHAL YANDA

- Pro Bowl - 1st Invite
- NFL Second-Team All-Pro (*Associated Press*)
- *Sports Illustrated* First-Team All-Pro (Peter King)

TWENTY  ELEVEN

# 2011 TEAM INFORMATION

## SUGGS AND BIRK EARN NFL HONORS



**OLB Terrell Suggs** was named the 2011 *Associated Press* Defensive Player of the Year. It marked the fourth time in 12 seasons that a Raven has earned the prestigious honor: Suggs (2011), S Ed Reed (2004) and LB Ray Lewis (2003 & 2000).

Finishing with a career-high and AFC-best 14 sacks on the year, Suggs also forced an NFL-high 7 fumbles, setting a personal best and a franchise single-season record. He added 70 tackles (50 solo),

2 interceptions and 6 passes defended for a Ravens team that made its fourth-straight playoff appearance (12-4 record) and advanced to the AFC Championship game.

**OLB Terrell Suggs - 2011 AP Defensive Player of the Year**



**C Matt Birk** was named the 2011 NFL Walter Payton Man of the Year. The award recognizes a player's off-the-field community service as well as his playing excellence.

A family man and father of six with a passion for emphasizing the importance of education, Birk has focused a great deal of his energy on promoting literacy among the youth around him. The Harvard graduate's "Ready, Set, Read!" program, an initiative of his H.I.K.E. Founda-

tion (hope, inspiration, knowledge and education), reaches close to 100,000 children in the Baltimore area and motivates students to read at home through an incentive-based system.

**C Matt Birk - 2011 Walter Payton NFL Man of the Year**

## 2012 COACHING CHANGES

- **Dean Pees**, a nine-year NFL coaching veteran, was promoted from the Ravens' LBs coach to defensive coordinator after the departure of Chuck Pagano, who was hired to be the Indianapolis Colts' head coach. Now entering his third season in Baltimore, Pees was New England's defensive coordinator from 2006-09.

- The Ravens hired **Jim Caldwell** as their quarterbacks coach. Caldwell, an 11-year NFL coaching veteran, spent the past 10 seasons with the Indianapolis Colts. From 2009-11, he was the franchise's head coach. Under his leadership, Indianapolis won two AFC South titles (2009-10) and earned an appearance in Super Bowl XLIV. Prior to his time as head coach, he helped guide QB Peyton Manning to three of his four NFL MVP awards, serving as quarterbacks coach from 2002-08.

- **Don Martindale** was hired to coach the team's ILBs, while **Ted Monachino** was promoted to LBs coach and will oversee the entire unit, also continuing his specialized work with the outside linebackers. Martindale, a seven-year NFL-coaching veteran, last spent the 2010 season as the Denver Broncos' "D" coordinator. Monachino, who joined the Ravens in 2010, helped guide OLB Terrell Suggs to the 2011 AP Defensive Player of the Year award. Monachino enters his seventh NFL campaign in 2012.

## 2011 INJURY REPORT

Two key players on Injured Reserve were CB Domonique Foxworth (knee), an expected starter who missed the entire season, and KOR/WR David Reed (knee), who missed four games. The offense was held back the first half of the season when LG Ben Grubbs (foot), a Pro Bowler, did not play in six games, and WR Lee Evans (ankle) was down for seven. WR Anquan Boldin (knee) did not play in the final two games. CB Chris Carr (thigh/back) and No. 1 draft choice CB Jimmy Smith (ankle) missed seven and four games, respectively. ILBs Ray Lewis (foot, four games) and Dannell Ellerbe (thigh/concussion, seven) missed substantial time.

## STRONG VS. PLAYOFF SQUADS

**7-1**

The Ravens' 2011 record (including postseason play) vs. playoff teams (6-0 during the regular season). Baltimore twice emerged victorious over Houston, Cincinnati and Pittsburgh and once over San Francisco. The Ravens also swept the AFC North for the first time in team history.

## 2011 TALE OF THE TAPE

Category	Ravens
Record . . . . .	12-4
Longest Streak . . . . .	Won 4
Points Scored . . . . .	378
TDs Scored . . . . .	41
Rushing TDs Scored . . . . .	15
Passing TDs Scored . . . . .	21
TDs on Returns . . . . .	5
Points Against . . . . .	266
TDs Allowed . . . . .	26
Rushing TDs Allowed . . . . .	10
Passing TDs Allowed . . . . .	11
TDs Allowed by Return . . . . .	5
Time of Possession Avg. . . . .	30:35
Red Zone TD Pct. For . . . . .	51.0% (17)
Red Zone TD Pct. Against . . . . .	38.1% (1)
KOR Avg. For . . . . .	24.9
KOR Avg. Against . . . . .	29.2
PR Avg. For . . . . .	9.6
PR Avg. Against . . . . .	11.9
Sacks . . . . .	48
Sacks Allowed . . . . .	33
Interceptions . . . . .	15
Interceptions Thrown . . . . .	12
Penalties . . . . .	92
Penalty Yards . . . . .	742

# RAVENS SEASON HIGHLIGHTS

## UNDEFEATED AT HOME

For the first time in team history, the Ravens went undefeated at home (8-0) and became just one of three NFL teams (GB and NO) to accomplish the feat in 2011. Under head coach John Harbaugh (since 2008), the Ravens have won 18 of their last 19 regular season home games and are 27-5 in games played in Baltimore.

### NFL'S BEST REGULAR SEASON HOME RECORDS (John Harbaugh Era / Since 2008)

Rk.	Team	Record	Pct.
1.	New England Patriots	28-4	.875
2.	<b>Baltimore Ravens</b>	<b>27-5</b>	<b>.844</b>
3.	Atlanta Falcons	26-6	.813

### 2011 Home Quick Hits:

- The Ravens, Packers and Saints were the only teams to go undefeated at home during the 2011 regular season.
- In their eight regular season home games in 2011 – all wins – the Ravens averaged 27.4 points per contest, while permitting just 14.9 ppg. Baltimore outscored opponents 219-119.
- The Ravens totaled an NFL-high 33 sacks and forced 18 turnovers at home in 2011, allowing 12 sacks and turning the ball over just 11 times (registering a +7 turnover margin).
- During the John Harbaugh Era (since 2008), the Ravens have outscored opponents 817-426 at M&T Bank Stadium. The Ravens have yielded 17 points or fewer in 27 of 32 home games under Harbaugh.

## SACK ATTACK

The Ravens tied (NYG) to rank No. 3 in sacks, producing 48 QB drops, the third most in team history. Led by OLB Terrell Suggs' career-high 14 sacks, Baltimore registered at least 4 sacks in 7 different games, including a franchise-record-tying 9 in Week 12 vs. SF.

### NFL SACKS LEADERS (2011 Season)

Rk.	Team	Sacks	Sack Yards
1.	Minnesota Vikings	50	335
	Philadelphia Eagles	50	316
3.	<b>Baltimore Ravens</b>	<b>48</b>	<b>290</b>
	New York Giants	48	335
5.	Cincinnati Bengals	45	277

### Suggs Quick Hit:

- OLB Terrell Suggs ranked No. 1 in the AFC with his career-high 14 sacks in 2011 (tied for fifth in NFL) and also posted a league-high 7 FFs.

## THIRD-DOWN SUCCESS

The Ravens boasted the NFL's No. 2 third-down defense in 2011, allowing opponents to convert just 32.1% of their attempts. The No. 2 ranking is the best finish for a Ravens' defense since John Harbaugh became head coach in 2008.

### THIRD-DOWN DEFENSE (2011 Season)

Rk.	Team	Conv.	Att.	Pct.
1.	Arizona Cardinals	71	226	31.4
2.	<b>Baltimore Ravens</b>	<b>71</b>	<b>221</b>	<b>32.1</b>
3.	Detroit Lions	67	205	32.7
	New York Jets	69	211	32.7
5.	New Orleans Saints	67	202	33.2

## SCORING DEFENSE

The Ravens allowed 16.6 points per game in 2011, the NFL's third-best mark. Baltimore also permitted a league-low 21 offensive TDs, including the fewest passing TDs (11). The 11 passing scores allowed also tied (2000) a franchise record.

### POINTS ALLOWED PER GAME (2011 Season)

Rk.	Team	Points	Points/Game
1.	Pittsburgh Steelers	227	14.2
2.	San Francisco 49ers	229	14.3
3.	<b>Baltimore Ravens</b>	<b>266</b>	<b>16.6</b>
4.	Houston Texans	278	17.4
5.	Cleveland Browns	307	19.2

### Ravens Tie NFL Record:

- Baltimore has posted the league's No. 3 scoring "D" each of the past four seasons, tying an NFL record for consecutive years ranking in the Top 3.
- During the John Harbaugh Era (since 2008), the Ravens have allowed 16.3 points per game, the NFL's second-best mark (Pit. - 15.7 ppg).

## TOTAL DEFENSE

For the ninth-consecutive year, the Ravens finished the regular season ranking in the Top 10 in total defense. Baltimore concluded 2011 as the NFL's No. 3 defensive unit, allowing just 288.9 yards per game (92.6 rushing and 196.3 passing).

### NET YARDS ALLOWED / TOTAL DEFENSE (2011 Season)

Rk.	Team	Total	Rushing	Passing
1.	Pittsburgh Steelers	271.8	99.8	171.9
2.	Houston Texans	285.7	96.0	189.7
3.	<b>Baltimore Ravens</b>	<b>288.9</b>	<b>92.6*</b>	<b>196.3**</b>
4.	San Francisco 49ers	308.2	77.3	230.9
5.	New York Jets	312.1	111.1	201.0

\* Ranked No. 2 in NFL    \*\* Ranked No. 4 in NFL

## RED ZONE DEFENSE

The Ravens' defense ranked No. 1 in red zone TD scoring percentage (38.1) in 2011. Baltimore permitted just 16 TDs in the red zone, ranking as the NFL's second fewest (SF - 14).

### OPPONENT RED ZONE SCORING (2011 Season)

Rk.	Team	RZ Drives	RZ TDs	RZ TD Pct.
1.	<b>Baltimore Ravens</b>	<b>42</b>	<b>16</b>	<b>38.1</b>
2.	Arizona Cardinals	58	23	39.7
3.	Cleveland Browns	49	20	40.8
4.	San Francisco 49ers	34	14	41.2
5.	Washington Redskins	57	25	43.9

## NUMBER TO RAVE ABOUT

# 3.53

Yards per rush the Ravens' defense allowed in 2011, the NFL's second-best average (SF - 3.50). The Ravens have now held foes to under 4 yards per carry in each year of their existence (1996-2011), producing an NFL-record 16-consecutive-seasons streak (15 by both Buffalo, 1986-2000 & Dallas, 1964-78).

# RAVENS SEASON HIGHLIGHTS

## RICE LEADS NFL

RB Ray Rice posted a career-best and an NFL-high 2,068 yards from scrimmage, also adding a Ravens-record 15 total TDs (12 rushing and 3 receiving). Rice's 1,364 rushing yards ranked second in the NFL, while his 2,068 total yards marked the second time (2009: 2,041) that he's surpassed the 2,000 milestone.

### NFL NET YARDS FROM SCRIMMAGE (2011 Season)

Rk.	Player	Yards	----Rush----		----Pass----	
			Att-Yds	TD	Rec-Yds	TD
1.	Ray Rice	2,068	291-1,364	12	76-704	3
2.	M. Jones-Drew	1,980	343-1,606	8	43-374	3
3.	Arian Foster	1,841	278-1,224	10	53-617	2

### 1,000/700 Club:

• Ray Rice became just the second player in NFL history to post multiple 1,000-yard rushing/700-yard receiving seasons (also in 2009), joining Marshall Faulk, who did it an impressive four times (1998-2001).

### NFL RUSHING YARDS LEADERS (2011 Season)

Rk.	Player	Att.	Yards	Avg.	LG	TDs
1.	Maurice Jones-Drew	343	1,606	4.7	56	8
2.	Ray Rice	291	1,364	4.7	70t	12
3.	Michael Turner	301	1,340	4.5	81t	11

## SMITH STRONG AS ROOKIE

WR Torrey Smith (second-round pick) ranked No. 3 in the NFL in receiving yards by a rookie, posting Ravens rookie records in catches (50), receiving yards (841) and touchdowns (7).

### NFL ROOKIE RECEIVING YARDS LEADERS (2011 Season)

Rk.	Player (Team)	Yards	Rec.	Avg.	LG	TD
1.	A.J. Green (Cin.)	1,057	65	16.3	58	7
2.	Julio Jones (Atl.)	959	54	17.8	80t	8
3.	Torrey Smith (Bal.)	841	50	16.8	74t	7

## FLACCO SETS SEVERAL RECORDS

This season, QB Joe Flacco surpassed the 3,000-yard passing milestone for the third-consecutive season, becoming the first QB in Baltimore football history (Colts and Ravens) to accomplish the feat. Flacco also threw for 20 TDs in 2011, posting his third-straight 3,500-yard/20-touchdown campaign.

### SINGLE-SEASON PASSING YARDS (Ravens History)

Rk.	Player (Year)	Cmp-Att	Pct.	Yards	TD	INT	Rate
1.	V. Testaverde ('96)	325-549	59.2	4,177	33	19	88.7
2.	Joe Flacco ('10)	306-489	62.6	3,622	25	10	93.6
3.	Joe Flacco ('09)	315-499	63.1	3,613	21	12	88.9
4.	Joe Flacco ('11)	312-542	57.6	3,610	20	12	80.9

### Record Wins and Playoffs:

• Joe Flacco has produced 44 regular season wins (49 including playoffs) as a starter, the most in NFL history by a QB in his first four seasons. Atlanta's Matt Ryan ranks second (43), followed by Dan Marino (41).

• Joe Flacco is the only starting QB since the 1970 merger to make the playoffs in each of his first four seasons. He also owns a 5-4 postseason record, with four of those victories coming on the road.

## 49 WINS UNDER HARBS

In John Harbaugh's four seasons with the Ravens, Baltimore ranks third (tied with New Orleans) with 49 total wins. Earning a 12-4 record for the second-straight year in 2011 (13-5 including play-offs), the Ravens have compiled a 44-20 regular season mark under "Harbs," adding a 5-4 record in postseason play.

### NFL WINS / INCLUDING PLAYOFFS (Since Coach Harbaugh's Arrival in 2008)

Rk.	Team	Combined Wins
1.	New England Patriots	50
	Pittsburgh Steelers	50
3.	Baltimore Ravens	49
	New Orleans Saints	49

## "O" BALANCE IS KEY

• Baltimore was one of two teams (Atlanta) to boast a 3,500-yard passer (Joe Flacco), a 1,300-yard rusher (Ray Rice) and two 800-yard receivers (Anquan Boldin & Torrey Smith).

• Baltimore was the only NFL team to record at least 20 passing TDs, 15 rushing TDs and 5 return TDs in 2011.

• The Ravens were one of four teams (NO, SD & Ten.) to have five different players post at least 40 catches for 400 receiving yards.

## DIVISION SWEEP

For the first time in franchise history, the Ravens swept the AFC North division. Only Baltimore and Green Bay went undefeated in division play in 2011, becoming just the sixth and seventh teams to accomplish such a feat since 2008:

### TEAMS UNDEFEATED IN DIVISION PLAY (Since 2008)

Team	Division	Year
Baltimore Ravens	AFC North	2011
Green Bay Packers	NFC North	2011
Oakland Raiders	AFC West	2010
Indianapolis Colts	AFC South	2009
Cincinnati Bengals	AFC North	2009
Arizona Cardinals	NFC West	2008
Pittsburgh Steelers	AFC North	2008

### AFC North is NFL's Best:

• In 2011, the AFC North was the only division to produce three teams with winning records (Baltimore: 12-4, Pittsburgh: 12-4 and Cincinnati: 9-7), all clubs that made the 2011 playoffs.

• AFC North teams owned the NFL's top record in games played outside the division, combining for a 25-15 mark in contests outside the AFC North.

## 2011 PRO BOWLERS (8)

Players	Career Pro Bowls
LB Ray Lewis (starter)	13
S Ed Reed (starter)	8
OLB Terrell Suggs (starter)	5
DT Haloti Ngata (starter)	3
FB Vonta Leach (starter)	2
RB Ray Rice (starter)	2
G Ben Grubbs	1
G Marshal Yanda	1



# PLAYOFF HISTORY / NOTES

## FOUR IN A ROW



John Harbaugh is the first head coach in NFL history (since 1907 merger) to win a playoff game in each of his first four seasons. "Harbs" is also just the fourth head coach to guide his team to the playoffs in each of his first four years. Under Harbaugh, the Ravens are 5-4 in the postseason (1-1 in 2011).

### HEAD COACHES TO MAKE PLAYOFFS IN EACH OF FIRST FOUR SEASONS (Since 1970 Merger)

Coach (Team)	Seasons	Combined Reg. Season Record	Combined Playoff Rec.
John Harbaugh (Bal.)	2008-11	44-20	5-4
Bill Cowher (Pit.)	1992-95	43-21	3-4
John Robinson (LAR)	1983-86	40-24	2-4
Chuck Knox (LAR)	1973-76	44-11	3-4

### Harbaugh Playoff Quick Hits:

- Joe Flacco and Harbaugh, whose NFL head coaching career began in 2008, are the first QB-HC duo to start their NFL careers at the same time and lead a team to the playoffs in each of their first four seasons.
- "Harbs" (2008 & 2011), Cowher (1994-95) and Knox (1974 & 1976) each reached two conference title games in their first four seasons.

## PLAYOFF PERFORMERS

The Ravens have earned eight postseason berths – including a franchise-record four straight – in their 16-year history (2011, 2010, 2009, 2008, 2006, 2003, 2001, 2000). Baltimore's eight berths since '00 tie (Pittsburgh) for third most in the AFC.

### MOST NFL PLAYOFF BERTHS (2000-11)

AFC	NFC
10 - Indianapolis	9 - Philadelphia
9 - New England	8 - Green Bay
<b>8 - Baltimore</b>	7 - NY Giants
Pittsburgh	Seattle
6 - NY Jets	5 - Atl., TB, NO
5 - Den./SD/Ten.	4 - Dal., Min., STL

## RAVENS PLAYOFF HISTORY

The Ravens are 10-7 in playoff history, 2-2 at home, 7-5 on the road and 1-0 at a neutral site (Super Bowl XXXV).

Date	Game	Results
12/31/00	Wild Card vs. Denver	Ravens, 21-3
01/07/01	Divisional at Tennessee	Ravens, 24-10
01/14/01	AFC Championship at Oakland	Ravens, 16-3
01/28/01	Super Bowl XXXV at NY Giants	Ravens, 34-7
01/13/02	Wild Card at Miami	Ravens, 20-3
01/20/02	Divisional at Pittsburgh	Steelers, 27-10
01/03/04	Wild Card vs. Tennessee	Titans, 20-17
01/13/07	Divisional vs. Indianapolis	Colts, 15-6
01/04/09	Wild Card at Miami	Ravens, 27-9
01/10/09	Divisional at Tennessee	Ravens, 13-10
01/18/09	AFC Championship at Pittsburgh	Steelers, 23-14
01/10/10	Wild Card at New England	Ravens, 33-14
01/16/10	Divisional at Indianapolis	Colts, 20-3
01/09/11	Wild Card at Kansas City	Ravens, 30-7
01/15/11	Divisional at Pittsburgh	Steelers, 31-24
01/15/12	Divisional vs. Houston	Ravens, 20-13
01/22/12	AFC Championship at New England	Patriots, 23-20

## FOUR STRAIGHT

The Ravens are the only NFL team to win a playoff game in each of the past four seasons – and the only NFL club to earn a postseason berth in each of those years (2008-11).



### MOST NFL PLAYOFF BERTHS / PAST FOUR SEASONS

Berths	Team
4	Baltimore Ravens
3	Atlanta, Green Bay, Indianapolis, New England, New Orleans, Philadelphia, Pittsburgh

- The Ravens' five playoff wins over the past four seasons tie Pittsburgh for most in the NFL. Four of the Ravens' victories have come on the road, tying the Jets for the NFL's most.
- All four of the Ravens' playoff losses over the past four seasons have come at the hands of the team that represented the AFC in the Super Bowl. One of those teams (2010 Steelers) captured the Super Bowl Championship.
- The Ravens have played an NFL-high 12 road playoff games since 2000. Baltimore's seven postseason road wins during this span are the most in the league.
- Since 2000, the Ravens' 17 playoff games rank fifth most in the NFL, while Baltimore's 10 playoff wins tie (NYG and Phi.) for third.

## PLAYOFF SUCCESS

The Ravens own the ninth-best playoff winning percentage (.588) in NFL history (since 1970 merger), compiling a 10-7 mark

### NFL POSTSEASON WINNING PCT. (Since 1970 Merger)

Rk.	Team	Record	Pct.
1.	New York Giants****	20-11	.645
2.	Pittsburgh Steelers*****	33-20	.623
3.	Washington Redskins***	20-13	.606
4.	San Francisco 49ers*****	26-17	.605
5.	Dallas Cowboys*****	32-21	.604
6.	Carolina Panthers	6-4	.600
7.	New England Patriots***	22-15	.595
	Oakland Raiders***	22-15	.595
9.	<b>Baltimore Ravens*</b>	<b>10-7</b>	<b>.588</b>

\* Number of Super Bowl titles

## BEHIND ENEMY LINES

The Ravens are 7-5 on the road in all-time postseason play, posting the second-best road win percentage (.583) since the 1970 merger. The Ravens are 4-4 on the road during the John Harbaugh Era.

### NFL POSTSEASON WINNING PCT. / ROAD GAMES (Since 1970 Merger)

Rk.	Team	Record	Pct.
1.	Carolina Panthers	4-2	.667
2.	<b>Baltimore Ravens</b>	<b>7-5</b>	<b>.583</b>
3.	New York Giants	8-6	.571
4.	San Diego Chargers	4-5	.444

### PLAYOFF WINS (2008-11)

1. Baltimore Ravens . . . . . 5
- Pittsburgh Steelers . . . . . 5
3. Ari./GB/NO/NYG/NYJ . . . . 4

### PLAYOFF ROAD WINS (2008-11)

1. Baltimore Ravens . . . . . 4
- New York Jets . . . . . 4
3. Green Bay Packers . . . . . 3



# HEAD COACH JOHN HARBAUGH

## COACH HARBS



In his fourth year as head coach, John Harbaugh has led Baltimore to a playoff berth in each season (marking a franchise first with four consecutive post-season berths). **“Harbs” is the only head coach in NFL history to win a playoff game in each of his first four seasons.** He has led the Ravens to 44 regular season wins during this span, ranking fourth most in the NFL, and has guided the Ravens to two AFC Championship games (2008 and 2011). Harbs has compiled a 5-4 playoff record.

### HEAD COACH SNAPSHOT

#### Four Seasons (2008-11)

- Reg. Season Record . . . . .44-20
- at Home . . . . .27-5
- on Road . . . . .17-15
- vs. AFC . . . . .33-15
- vs. AFC North . . . . .17-7
- vs. NFC . . . . .11-5
- Playoffs Record . . . . .5-4
- Home Playoff Games . . . . .1-0
- Road Playoff Games . . . . .4-4

In his 2008 rookie campaign, the Ravens advanced to the AFC Championship game after winning at Miami (27-9) and at top-seeded Tennessee, 13-10. Pittsburgh, the eventual Super Bowl champion, stopped the Ravens, 23-14, in the AFC title matchup. In 2009, Baltimore dominated at New England, 33-14, in the Wild Card game before dropping a 20-3 contest at Super Bowl-bound Indianapolis in the Divisional Round. After earning a 12-4 mark in 2010, the Ravens topped Kansas City (30-7) in the Wild Card playoff, becoming the only team to win at least one playoff game in each of the last three seasons. The Ravens then dropped a 31-24 Divisional Round contest at Pittsburgh, which advanced to the Super Bowl.

### During the Harbaugh Era (since 2008)...

- Baltimore is the only NFL team to advance to the playoffs each of the last four years and the only team to have won at least one playoff game in each of those postseasons.
- The Ravens own a 44-20 regular season record. Including playoffs (5-4), they are 49-24 in the Harbaugh Era, tying for third in the NFL in total wins since his Baltimore arrival.

### NFL WINS / INCLUDING PLAYOFFS (Since Coach Harbaugh's Arrival in 2008)

Rk.	Team	Total Wins
1.	New England Patriots	50
	Pittsburgh Steelers	50
3.	<b>Baltimore Ravens</b>	<b>49</b>
	New Orleans Saints	49

## NABBING FOUR STRAIGHT

In 2011, the Ravens clinched their fourth-consecutive postseason berth. In doing so, head coach John Harbaugh became just the fourth coach in NFL history (since 1970 merger) to guide his team to the playoffs in each of his first four seasons.

### COACHES TO MAKE PLAYOFFS IN EACH OF FIRST FOUR SEASONS (Since 1970 Merger)

Coach (Team)	Seasons	Combined Reg. Season Record	Combined Playoff Rec.
<b>John Harbaugh (Bal.)</b>	<b>2008-11</b>	<b>44-20</b>	<b>5-4</b>
Bill Cowher (Pit.)	1992-95	43-21	3-4
John Robinson (LAR)	1983-86	40-24	2-4
Chuck Knox (LAR)	1973-76	44-11	3-4

## TOPS AMONG ACTIVE COACHES

Among active head coaches with at least two full seasons of NFL tenure, John Harbaugh ties (Mike Tomlin) for the league's best regular season winning percentage, owning a 44-20 record (.688) in four years. The Ravens were 12-4 for the second-straight season in 2011 and earned their fourth-consecutive playoff berth.

### ACTIVE HEAD COACH WINNING PERCENTAGE (Min. Two Seasons)

Rk.	Coach	Team	Years	Record	Pct.
1.	<b>John Harbaugh</b>	<b>Baltimore</b>	<b>2008-11</b>	<b>44-20</b>	<b>.688</b>
	Mike Tomlin	Pittsburgh	2007-11	55-25	.688
3.	Mike Smith	Atlanta	2008-11	43-21	.672
4.	Mike McCarthy	Green Bay	2006-11	63-33	.656
5.	Sean Payton	New Orleans	2006-11	62-34	.646

## PLAYOFF MILESTONE

John Harbaugh is tied for the second-most playoff victories by a head coach in his first four seasons (since the 1970 merger).

### MOST PLAYOFFS WINS BY A HEAD COACH / FIRST FOUR SEASONS (Since 1970 Merger)

Coach (Team)	Playoff Wins	Seasons
Joe Gibbs (Was.)	6	1981-84
<b>John Harbaugh (Bal.)</b>	<b>5</b>	<b>2008-11</b>
Brian Billick (Bal.)	5	1999-2002
Tom Flores (Oak.)	5	1979-82
John Fox (Car.)	5	2002-05
Bill Parcells (NYG)	5	1983-86
George Seifert (SF)	5	1989-92
Barry Switzer (Dal.)	5	1994-97
Mike Tomlin (Pit.)	5	2007-10

## COACHING RECORDS

John Harbaugh is the third head coach in Ravens history, producing a 44-20 record (5-4 playoffs) in four seasons.

Coach	Seasons	Regular Season Record	Playoffs Record
<b>John Harbaugh</b>	<b>2008-11</b>	<b>44-20</b>	<b>5-4</b>
Brian Billick	1999-2007	80-64	5-3
Ted Marchibroda	1996-98	16-31-1	n/a

### JOHN HARBAUGH SEASON-BY-SEASON

Year	Record	Playoffs (Final Result)
2011	12-4	1-1 (lost in AFC Champ.)
2010	12-4	1-1 (lost in Divisional)
2009	9-7	1-1 (lost in Divisional)
2008	11-5	2-1 (lost in AFC Champ.)

## HARBAUGH TIMELINE

Team	Position	Years
Baltimore Ravens	Head Coach	2008-12
Philadelphia Eagles	Secondary	2007
Philadelphia Eagles	Special Teams Coord.	1998-2006
Indiana University	DBs/Special Teams Coord.	1997
University of Cincinnati	Assistant Head Coach	1995-96
University of Cincinnati	TEs/OLBs/RBs/Rec. Coord.	1989-94
Morehead State	DBs/Special Teams Coord.	1988
University of Pittsburgh	Tight Ends	1987
Western Michigan	Graduate Assistant	1984-86

# COORDINATORS: CAMERON / PEES

## CAM'S ATTACK



In his fourth year as the Ravens' offensive coordinator, Cam Cameron's impact has been significant. In 2011, QB Joe Flacco produced his third-straight 3,500-yard/20-touchdown passing season, while RB Ray Rice led the NFL with 2,068 yards from scrimmage. In 2009, the Ravens were the NFL's ninth best in scoring (24.4 ppg), up from 24th in 2007, while setting team records for most total TDs (47) and most rushing TDs (22). In his first season in Baltimore (2008), Cameron built a creative offense that ranked fourth in the NFL in rushing (148.5 ypg), first in time of possession (33:10) and 11th in points per game (24.1 ppg).

Cameron brought his unique offensive mind to Baltimore after one year as the Miami Dolphins' head coach. His successful stints with the NFL's Chargers and Redskins and the NCAA's Indiana Hoosiers and Michigan Wolverines have been celebrated.

### Under Cameron's guidance the past four seasons (2008-11)...

- The Ravens have rushed for 131.3 yards per game, fourth most in the NFL. Baltimore also has 68 rushing TDs, tying for fourth most.
- Baltimore has committed only 87 turnovers during this span, the NFL's fourth fewest. (Ravens set a team record with just 20 giveaways in 2010 and posted a +2 turnover ratio in 2011.)
- The Ravens' 23.6 points per game during this span rank ninth.

## PRODUCTION UNDER CAM

The Ravens' "O" has been consistently effective since Cam Cameron took the reins in 2008. Over the past four seasons, Baltimore has ranked in the top half of the NFL in scoring each year, while in 2009, the Ravens posted the second-most yards in team history.

### RAVENS OFFENSIVE RANKINGS UNDER CAMERON (2008-11)

Year	YPG	Rk.	PPG	Rk.
2011	338.7	15	23.6	12
2010	322.9	22	22.3	16
2009	351.2	13	24.4	9
2008	324.0	18	24.1	11

## CAMERON QUICK HITS

- In each of the past three seasons (2009-11), Joe Flacco and Aaron Rodgers are the only NFL QBs to throw for at least 3,600 yards and 20 TDs while posting 12 INTs or less.
- Baltimore's "O" posted a franchise-record 553 yards in 2011's Week 3 win at STL (9/25). The Ravens' top 4 all-time single-game outputs have come during the John Harbaugh/Cam Cameron Era.
- During his time as coordinator, Baltimore has posted at least 30 points on 22 different occasions (including five times in 2011) and owns a 21-1 record in those games.
- Under Cameron, the Ravens have totaled at least 400 yards in a game 13 times, producing a 12-1 mark in those contests.
- The Ravens have piled up at least 375 total net yards 17 times since 2008, producing a 16-1 record in those games.
- The Ravens have rushed for at least 190 yards 11 times under Cameron, earning an 11-0 record. Baltimore is also 29-2 when rushing for at least 125 yards in a game, including 6-0 in 2011.

## PEES PROMOTED



Dean Pees, a nine-year NFL-coaching veteran, was promoted to defensive coordinator on Jan. 27 after guiding the Ravens' LBs for two seasons. He is the sixth "D" coordinator in franchise history. Pees, who was New England's "D" coordinator from 2006-09, now leads the vaunted Baltimore unit, which has finished as the NFL's third-best scoring defense four-consecutive years (16.6 ppg in 2011). The four-straight years ties an NFL record for consecutive seasons of being in the Top 3 for points allowed.

### Pees inherits a unit that during the John Harbaugh Era (2008-11)...

- Has allowed the NFL's second-fewest points (16.3) and the second-fewest net yards (292.3) per game during this span.

### POINTS PER GAME ALLOWED (Since 2008)

1. Pittsburgh . . . . . 15.7
2. Baltimore . . . . . **16.3**
3. San Francisco . . . . . 19.3

### TOTAL NET YARDS ALLOWED (Since 2008)

1. Pittsburgh . . . . . 272.8
2. Baltimore . . . . . **292.3**
3. NY Jets . . . . . 296.3

### OPPONENT PASSER RATING (Since 2008)

1. Baltimore . . . . . **69.6**
2. Green Bay . . . . . 72.6
3. Pittsburgh . . . . . 73.0

### INTERCEPTIONS (Since 2008)

1. Green Bay . . . . . 107
2. Baltimore . . . . . **82**
3. New England . . . . . 80

### TOUCHDOWNS ALLOWED (Since 2008)

1. Pittsburgh . . . . . 103
2. Baltimore . . . . . **106**
3. San Francisco . . . . . 127

### RUSHING YARDS ALLOWED (Since 2008)

1. Pittsburgh . . . . . 83.2
2. Baltimore . . . . . **90.3**
3. Minnesota . . . . . 93.3

### PASSING YARDS ALLOWED (Since 2008)

1. Pittsburgh . . . . . 189.6
2. NY Jets . . . . . 197.5
3. Baltimore . . . . . **202.0**

### INTERCEPTION TDs (Since 2008)

1. Green Bay . . . . . 16
2. Baltimore . . . . . **11**
- Buffalo/Tampa Bay . . 11

## BRINGING THE HEAT

The Ravens' No. 3-ranked "D" posted the NFL's third-most sacks in 2011 (48), including a franchise record-tying 9 QB drops in Week 12 vs. SF. Baltimore also boasted an NFL-best 21 FFs.

### SACKS (2011 Season)

1. Minnesota . . . . . 50
- Philadelphia . . . . . 50
3. Baltimore . . . . . **48**
- NY Giants . . . . . 48



### FORCED FUMBLES (2011 Season)

1. Baltimore . . . . . **21**
2. Minnesota . . . . . 18
- San Francisco . . . . . 18
3. Det./Was. . . . . 17

## "D" COORD. BREAKDOWN

Four "D" coordinators in Ravens history have gone on to become NFL head coaches: Marvin Lewis (1996-2001), Mike Nolan (2002-04), Rex Ryan (2005-08) and Chuck Pagano (2011). Former Jaguars head coach Jack Del Rio was the Ravens' LBs coach from 1999-2001, while Atlanta's Mike Smith also coached on the "D" from 1999-2002.

### RAVENS DEFENSIVE COORDINATOR BREAKDOWN

D Coord. (Years)	G	Avg. PPG	Net YPG	Rush YPG	Pass YPG
Chuck Pagano (2011)	16	16.6	288.9	92.6	196.3
Greg Mattison (2009-10)	32	16.6	309.7	93.6	216.1
Rex Ryan (2005-08)	64	17.6	277.8	84.0	193.8
Mike Nolan (2002-04)	48	18.8	302.0	103.7	198.3
Marvin Lewis (1996-2001)	96	19.0	304.0	93.0	211.0

# OZZIE NEWSOME / PERSONNEL

## WIZARD OF OZ



Ozzie Newsome's legacy is unlike any the game has seen. Known throughout all of sports as a premier leader, Newsome is a Hall of Fame player, the architect of Baltimore's Super Bowl XXXV championship team and an elite personnel evaluator who became the NFL's first African American general manager.

"Ozzie's credibility is what stands out the most," head coach John Harbaugh states. "And it's not just about what he has accomplished. To me, it's his commitment and focus while striving to do more."

### OZZIE NEWSOME CAREER SNAPSHOT

- NFL's first African American General Manager (promoted in 2002)
- Architect of Ravens 2000 Super Bowl XXXV Championship Team
- NFL Executive of the Year (2000)
- Pro Football Hall of Fame (class of 1999)
- State of Alabama Hall of Fame (class of 1995)
- National Football Foundation College Hall of Fame and NCAA Hall of Fame (class of 1994)
- 13-Year NFL Tight End with Cleveland Browns (1978-90)
- Three-Time Pro Bowler (1981, 1984-85)
- Four-Time Cleveland Touchdown Club Offensive Player of the Year
- Current Member of Three Major NFL Policy-Making Committees: Competition, Diversity and Player Care Foundation Committees

## FIRST-ROUND FINDS

Since moving to Baltimore in 1996, the Ravens, led by GM Ozzie Newsome, have had 16 drafts and selected 17 players in the first round (including 2011 choice CB Jimmy Smith). These picks have earned an amazing 51 combined Pro Bowls and several All-Rookie honors:

### RAVENS FIRST-ROUND DRAFT PICKS

Year	Name	Pick	Pro Bowls
1996	T Jonathan Ogden*	4	11
1996	LB Ray Lewis*++	26	13
1997	LB Peter Boulware*	4	4
1998	CB Duane Starks*	10	
1999	CB Chris McAlister*	10	3
2000	RB Jamal Lewis*	5	1
2000	WR Travis Taylor	10	
2001	TE Todd Heap*	31	2
2002	S Ed Reed*+	24	8
2003	OLB Terrell Suggs*+	10	5
2003	QB Kyle Boller	19	
2005	WR Mark Clayton*	22	
2006	DT Haloti Ngata*	12	3
2007	G Ben Grubbs*	29	1
2008	QB Joe Flacco^	18	
2009	T Michael Oher*	23	
2011	CB Jimmy Smith	27	

\* All-Rookie Team performer ^ Diet Pepsi Rookie of the Year (NFL.com Fan Vote)  
+ NFL Defensive Player of the Year Awards

### Top 10 Quick Hit:

• Of the seven players chosen in the top 10 by Baltimore, five have earned Pro Bowl status. Two of those players – Peter Boulware and Terrell Suggs – also earned Defensive Rookie of the Year honors.

### Late-Round Success Quick Hit:

• The Ravens have found gems late in the first round, including LB Ray Lewis (26th), TE Todd Heap (31st), S Ed Reed (24th), G Ben Grubbs (29th) and T Michael Oher (23rd).

## NEWSOME'S NFL TREE

GM Ozzie Newsome also fosters a working environment that breeds standout coaches. By bringing in individuals who embrace the "Raven way," Newsome aims to create a synergy that manufactures success among scouts, coaches and players. As a result, Baltimore has had many assistants move on to become head coaches on the collegiate and NFL levels.

### CURRENT HEAD COACHES ROOTED IN RAVENS ORGANIZATION

Head Coach (Team)	Last Position Held w/ Ravens (Years)
Kirk Ferentz (Iowa)	Asst. Head Coach/Offense (1996-98)
Marvin Lewis (Bengals)	Def. Coordinator (1996-2001)
Chuck Pagano (Colts)	Def. Coordinator (2011)
Rex Ryan (Jets)	Asst. Head Coach/Def. Coord. (1999-2008)
Jim Schwartz (Lions)	Quality Control/Defense (1996-98)
David Shaw (Stanford)	Wide Receivers (2002-05)
Mike Smith (Falcons)	Linebackers (1999-2002)
Ken Whisenhunt (Cardinals)	Tight Ends (1997-98)

### Coach Quick Hit:

Other former Ravens assistants who became head coaches include Jack Del Rio (Jacksonville), Pat Hill (Fresno State), Hue Jackson (Oakland), Eric Mangini (NY Jets and Cleveland), Mike Nolan and Mike Singletary (San Francisco) and Rick Neuheisel (UCLA).

## HOMEGROWN PRO BOWLERS

The Ravens have had 29 different players earn Pro Bowl honors since the team's inception in 1996. Of those, 16 are homegrown players – 15 drafted and one signed as a rookie free agent:

### RAVENS HOMEGROWN PRO BOWLERS

Year Drafted (Rd.)	Name	Pro Bowls
1996 (1st)	LB Ray Lewis	13
1996 (1st)	T Jonathan Ogden	11
2002 (1st)	S Ed Reed	8
2003 (1st)	OLB Terrell Suggs	5
1997 (1st)	OLB Peter Boulware	4
1999 (1st)	CB Chris McAlister	3
2006 (1st)	DT Haloti Ngata	3
2001 (1st)	TE Todd Heap	2
1996 (5th)	WR/RS Jermaine Lewis	2
2007 (4th)	FB Le'Ron McClain	2
2008 (2nd)	RB Ray Rice	2
2000 (6th)	OLB Adalius Thomas	2
2007 (1st)	G Ben Grubbs	1
2000 (1st)	RB Jamal Lewis	1
2002 (RFA)	LB Bart Scott #	1
2007 (3rd)	G Marshal Yanda	1

# Undrafted rookie free agent

**Bold** indicates 2011 Pro Bowler

## PRO BOWLERS DRAFTED



### NFL Highs Since Ravens' Inception in 1996

Rk.	Team	Players
1.	New England Patriots	17
2.	Green Bay Packers	16
3.	<b>Baltimore Ravens</b>	<b>15</b>
	Pittsburgh Steelers	15
5.	Chicago Bears	14
	Philadelphia Eagles	14

# TEAM / PERSONNEL NOTES

## 2011 PRO BOWLERS

The Ravens had eight players named to the Pro Bowl for their performances during the 2011 season, tying for second most in the NFL and most in the AFC (New England).

### MOST PRO BOWL HONOREES (2011 Season)

Rk.	Team	Pro Bowlers
1.	San Francisco	9
2.	<b>Baltimore</b>	<b>8</b>
	New England	8
4.	Green Bay	7
5.	Chicago	6
	Denver	6
	Pittsburgh	6

## 14 PRO BOWLERS

The Ravens finished 2011 with 14 Pro Bowlers on their roster, including eight who were awarded All-Star honors in 2011: LB Ray Lewis (13th), S Ed Reed (eighth), OLB Terrell Suggs (fifth), DT Haloti Ngata (third), FB Vonta Leach (second), RB Ray Rice (second), G Ben Grubbs (first) and G Marshal Yanda (first).

### PRO BOWLERS ON RAVENS FINAL 2011 ROSTER (14)

ST Brendon Ayanbadejo (3)	<b>DT Haloti Ngata (3)</b>
C Matt Birk (6)	<b>S Ed Reed (8)</b>
WR Anquan Boldin (3)	<b>RB Ray Rice (2)</b>
K Billy Cundiff (1)	<b>LB Terrell Suggs (5)</b>
<b>G Ben Grubbs (1)</b>	RB Ricky Williams (1)
<b>FB Vonta Leach (2)</b>	<b>G Marshal Yanda (1)</b>
<b>LB Ray Lewis (13)</b>	
T Bryant McKinnie (1)	<b>Bold: 2011 Pro Bowler</b>

## THE NFL'S TOP 100

It can be argued that the 100 best NFL players, as voted by the players in 2010, doesn't really represent the best. Maybe coaches or scouts have a different list. Certainly, there are reporters who compiled rankings of their own. Still, it's special for the Ravens to have the most on the players' list, presented by the NFL Network.

### THE NFL'S TOP 100 PLAYERS OF 2011 (NFL Players' Poll / NFL Network)

NFL Rank	Player	Position Ranking
4	LB Ray Lewis	No. 1 overall defender
5	S Ed Reed	No. 2 overall defender
17	DT Haloti Ngata	No. 1 defensive tackle
40	LB Terrell Suggs	No. 6 linebacker
56	RB Ray Rice	No. 8 running back
57	C Andre Gurode	No. 2 center
65	FB Vonta Leach	No. 1 fullback
90	QB Joe Flacco	No. 11 quarterback

## INFUSION OF YOUTH

Based off Week 1 rosters to begin the 2011 season, Baltimore had 14 rookie or first-year players on its 53-man squad, tying Buffalo, San Francisco and Seattle for second most in the NFL. Only the Cleveland Browns (17) had more to kick off the '11 campaign.

## WINNING WAYS

The Ravens are one of six teams to win at least 115 games over the last 12 seasons. Since 2000, Baltimore has also earned eight playoff berths and won one Super Bowl (2000).

### NFL'S WINNINGEST FRANCHISES (Since 2000)

Team	Record	Playoff Berths	Super Bowl Wins
New England	139-53	9	3
Indianapolis	127-65	10	1
Pittsburgh	127-64-1	8	2
Philadelphia	121-70-1	9	0
Green Bay	120-72	8	1
<b>Baltimore</b>	<b>116-76</b>	<b>8</b>	<b>1</b>

## THE 20/20 CLUB

The Ravens' "20/20 Club" includes members of the team's personnel staff who started with the Ravens as young assistants and grew into evaluators with more input. The term "20/20" refers to hiring 20-year-olds for \$20,000. According to Ozzie Newsome: "The guys actually started when they were a little older than 20 and for more than \$20,000, but that's what we call them."

### RAVENS "20/20 CLUB" GRADUATES (Current Personnel Staff)

Name	Joined Ravens	Current Title
George Kokinis (Cle.)	1991	Senior Personnel Asst.
Eric DeCosta	1996	Director of Player Personnel
Joe Hortiz	1998	Director of College Scouting
Chad Alexander	1999	Asst. Dir. of Pro Personnel
Joe Douglas	2000	Area Scout - Southeast
Mark Azevedo	2005	Pro Scout

## BALTIMORE'S IRONMEN

LB Jarret Johnson has played in a franchise-record 129 consecutive regular season games, also starting 80 straight contests, which also ranks as the longest streak in team history.

### RAVENS CONSECUTIVE GAMES PLAYED / CURRENT STREAKS

Rk.	Player	Games
1.	Jarret Johnson	129
2.	Sam Koch	96
3.	Joe Flacco & Jameel McClain	64

### RAVENS CONSECUTIVE GAMES PLAYED / ALL-TIME STREAKS

Rk.	Player	Games	Years
1.	Jarret Johnson	129	2003-present
2.	Peter Boulware	111	1997-2003
3.	Matt Stover	110	2002-08

## NOTE THE NEWSOME QUOTE

"Three guarantees in life: Death, taxes and the Ravens ruling the draft. General manager Ozzie Newsome, player personnel director Eric DeCosta and a great scouting department comprise a front office that always seems to be three steps ahead."

- FoxSports.com's Adam Schein, 2010

# TURNOVER NOTES / MILESTONES

## 2011 MILESTONES

### WR ANQUAN BOLDIN

• Boldin eclipsed the 700-catch and 9,000-yard career receiving milestones. He became the third-fastest player (Marvin Harrison - 114 and Andre Johnson - 120) to reach the 700 mark (123 games).

### K BILLY CUNDIFF

• Cundiff (122 points) set a single-season career best, breaking his record of 117 from 2010.

### QB JOE FLACCO

• Flacco earned his 44th regular season win, the most victories of any QB in NFL history in his first four seasons. He also became the first starting QB to lead his team to the playoffs in the first four years of a career.

• Flacco tied the franchise's record (Vinny Testaverde) of eight career 300-yard games, tossing a career-high four 300s in 2011.

• Flacco threw a career-high 542 passes in 2011, posting his Baltimore football record (Colts and Ravens) third-straight 3,500-yard/20-TD campaign.

### LB JARRET JOHNSON

• Johnson set the Ravens' franchise record for most consecutive games played (129) and games started (80).

### LB RAY LEWIS

• Lewis surpassed the 2,500-tackle milestone in his career and led the team in stops (95) for the 14th time in 16 seasons.

• Lewis needs 28 more INT return yards to pass Derrick Brooks (530) for the most all-time INT return yards by a LB. Lewis has 503 return yards on 31 INTs.

### S ED REED

• Reed extended his franchise-record INT mark to 57 picks and needs 21 INT return yards to set the NFL's all-time record. Reed's 1,463 return yards rank second behind Hall of Famer Rod Woodson's 1,483 yards on 71 INTs in 17 seasons.

### RB RAY RICE

• Rice (1,364 rushing yards and 704 receiving yards) set career highs in both categories and became the fourth player ever to post three straight seasons of 1,200 rushing yards and 500 receiving yards, joining Marshall Faulk (four: 1998-2001), Thurman Thomas (four: 1989-92) and Priest Holmes (three: 2001-03).

• Rice also became just the second player in NFL history to hit the 1,000 rushing/700 receiving milestone in two separate seasons (he had 1,339 and 702 in 2009). He joined Hall of Famer Marshall Faulk as the only players to accomplish the feat (Faulk did it a remarkable four times: 1998, 1999, 2000 and 2001).

• Rice (15 total TDs) set the Ravens' single-season record.

### WR TORREY SMITH

• Smith set Ravens rookie records in receptions (50), receiving yards (841) and TDs (7).

### OLB TERRELL SUGGS

• Suggs (career-high 14 sacks) became the Ravens' career leader in sacks (82.5), surpassing LB Peter Boulware (70) in Week 1.

• Suggs set a Ravens' single-season record with 7 FFs, also leading the NFL in that category.

### RB RICKY WILLIAMS

• Williams reached the 10,000-yard rushing milestone, becoming the 26th player ever (third active) to accomplish the feat (10,009 career yards in 11 seasons).

## STRONG DOWN THE STRETCH

Since the John Harbaugh Era began in 2008, Baltimore has compiled a stellar record in the combined months of November, December and January, going 27-10 overall (.730). Here are the top records down the stretch over the past few seasons:

### BEST RECORDS IN NOVEMBER/DECEMBER/JANUARY (Since 2008)

Rk.	Team	Nov.	Dec./Jan	Overall	Pct.
1.	New England	10-7	17-2	27-9	.750
2.	<b>Baltimore</b>	<b>13-5</b>	<b>14-5</b>	<b>27-10</b>	<b>.730</b>
3.	San Diego	9-7	16-3	25-10	.714

## TURNOVER TABLE SINCE 2000

Year	TA/TO	Plus/Minus	Record
2011	25/23	+2	12-4
2010	27/20	+7	12-4
2009	32/22	+10	9-7
2008	34/21	+13	11-5
2007	23/40	-17	5-11
2006	40/23	+17	13-3
2005	26/36	-10	6-10
2004	34/23	+11	9-7
2003	41/38	+3	10-6
2002	31/32	-1	7-9
2001	28/36	-8	10-6
2000	49/26	+23	12-4
<b>Total</b>	<b>390/336</b>	<b>+54</b>	<b>116-76</b>

### Since 2000, here are the Ravens' records in a game:

When turnover ratio is +2 or better. . . . .	57-1
When turnover ratio is +1 or better. . . . .	81-4
When turnover ratio is even. . . . .	18-16
When turnover ratio is negative. . . . .	16-56

## 57-1

Since 2000, the Ravens own a 57-1 record when posting at least a +2 turnover margin, with the only loss coming Week 6 of 2010 in a 23-20 OT thriller at New England.

## TOP 3 TURNOVER MARGIN

Since head coach John Harbaugh took over the Ravens in 2008, Baltimore has compiled a +32 turnover margin, ranking as the NFL's third-best mark. (The Ravens were +2 in 2011.)

### NFL'S TOP TURNOVER MARGIN (Since John Harbaugh's Arrival in 2008)

Rk.	Team	Turnover Diff.	Take-Aways	Give-Aways
1.	Green Bay	+65	138	73
2.	New England	+52	122	70
3.	<b>Baltimore</b>	<b>+32</b>	<b>119</b>	<b>87</b>

### MOST TAKE-AWAYS (Since 2008)

1. Green Bay . . . . .	138
2. Chicago . . . . .	126
3. Philadelphia . . . . .	125
4. NE/NYJ . . . . .	122
6. <b>Baltimore . . . . .</b>	<b>119</b>

### FEWEST GIVE-AWAYS (Since 2008)

1. New England . . . . .	70
2. Green Bay . . . . .	73
3. Atlanta . . . . .	84
4. <b>Baltimore . . . . .</b>	<b>87</b>
5. San Francisco . . . . .	92

# TEAM NOTES / 2011 RANKINGS

## RAVENS 2011 NFL RANKINGS

Week	---Defense---			---Offense---		
	Total	Rush	Pass	Total	Rush	Pass
Week 1	n/a	n/a	n/a	n/a	n/a	n/a
Week 2	11	8	16	12	3	20
Week 3	22	4	28	25	12(t)	25(t)
Week 4	13	6	17	11	8	13
Week 5	3	2	8(t)	14	9	18
Week 6	3	10	2	19	14	18
Week 7	3	3	7(t)	14	8	19
Week 8	1	3	4	20	19	17
Week 9	1	3	3	14	19	15
Week 10	2	3	5	16	22	12
Week 11	3	3(t)	6	15	22	11
Week 12	4	5	7	15	23(t)	12
Week 13	3	3	5	17	26	13
Week 14	3	2	5	15	14(t)	14
Week 15	3	2	5	14	13	15
Week 16	3	2	5	15	16	16
Week 17	3	2	4	15	14	18
<b>Final</b>	<b>3</b>	<b>2</b>	<b>4</b>	<b>15</b>	<b>10</b>	<b>19</b>

## OFFENSIVE FAST FACTS

- Baltimore was one of two teams in the NFL to have a 3,500-yard passer (Joe Flacco), a 1,300-yard rusher (Ray Rice) and two 800-yard receivers (Anquan Boldin/Torrey Smith). Atlanta was the only other team to achieve this feat.
- The Ravens were the only team with a 3,500-yard passer, 1,300-yard rusher and five 400-yard receivers.
- Baltimore was the only team in the NFL to produce 35 offensive touchdowns while allowing less than 25.
- Baltimore was the only team to record at least 15 rushing TDs, 20 passing TDs and 5 return TDs this season.
- The Ravens were one of four teams to boast five different players who recorded at least 40 receptions for 400 yards. New Orleans, San Diego and Tennessee also achieved the mark.
- The Ravens ranked third in the NFL with 26 10-play scoring drives (the most in Joe Flacco's career). Baltimore also produced 10 "quick-strike" scoring drives (four plays or fewer), which tied for the NFL's third most and tied for the most in Flacco's career (2008).

## "O" NUMBERS TO RAVE ABOUT

**5**

An NFL-high rushes of 50-plus yards by RB Ray Rice, including a career-long 70-yard TD in Week 17 at Cincy.

**7.4**

Rushing average (185 yards on 25 carries) by RB Ray Rice on third down, the NFL's top mark by players with at least 20 attempts.

**9**

Touchdown passes of at least 20 yards thrown by QB Joe Flacco, 5 of which went to rookie WR Torrey Smith (74, 41, 38, 36 and 26 yards).

**15**

A Ravens' single-season record total TDs by RB Ray Rice, ranking fourth (tied, Jordy Nelson) in the NFL and second (Rob Gronkowski, 18) in the AFC.

**21**

Catches on third down by TE Ed Dickson, tying (Jason Witten) for second most in the NFL by a TE (Jimmy Graham had 22). Fifteen of those by Dickson earned first downs.

## "D" NUMBERS TO RAVE ABOUT

**4**

Defensive TDs (3 FRs and 1 INT) by the Ravens in 2011. Baltimore posted 100 points off take-aways (NFL's eighth most).

**4**

Rushes of 20-or-more yards allowed by the Ravens, tying (SF) for the NFL's fewest in 2011.

**7**

Points the Ravens allowed on opponents' opening drives in 2011, the NFL's fewest permitted.

**11**

Passing TDs the Ravens allowed in 2011, the NFL's fewest (NYJ next at 15).

**21**

Forced fumbles by the Ravens, ranking as the NFL's most and tying a team single-season record (2003).

**24**

An NFL-high sacks on third down by Baltimore in 2011.

## RAVENS TOP 2011 RANKINGS

### Offense

- RB Ray Rice ranked first in yards from scrimmage (2,068).
- RB Ray Rice ranked first among NFL RBs in receiving yards (704).
- RB Ray Rice ranked second in rushing yards (1,364).
- RB Ray Rice ranked second (first in AFC) among NFL RBs in receptions (76).
- WR Torrey Smith ranked t-second among rookies in receiving TDs (8).
- WR Torrey Smith ranked third among rookies in receiving yards (841).
- RB Ray Rice ranked third (second in AFC) in total first downs (82).
- Ravens ranked fourth in the AFC in third-down efficiency (42.4%).
- QB Joe Flacco ranked fifth in the AFC in passing yards (3,610).
- Ravens ranked fifth in overall red zone scoring (89.8%).
- QB Joe Flacco ranked t-sixth in the AFC in touchdowns (21).
- RB Ray Rice ranked t-sixth in the AFC in receptions (76).
- Ravens ranked t-sixth (third in AFC) in fourth-down efficiency (57.1%).

### Defense

- Ravens ranked first in red zone defense (38.1 TD%)
- Ravens ranked first in passing touchdowns allowed (11).
- Ravens ranked first in offensive touchdowns allowed (21).
- Ravens ranked second (first in AFC) in third-down efficiency (32.1 %).
- Ravens ranked second (first in AFC) in rush defense (92.6).
- Ravens ranked second in yards allowed per play (4.54).
- Ravens ranked third in overall defense (288.9).
- Ravens ranked third in points allowed per contest (16.6).
- Ravens ranked t-third (first in AFC) in sacks (48.0).
- Ravens ranked fourth in total first downs allowed (269).
- Ravens ranked fourth in pass defense (196.3).
- OLB Terrell Suggs ranked t-fifth (first in AFC) in sacks (14.0).
- CB Lardarius Webb ranked t-eighth (t-third in AFC) in interceptions (5).

# DEFENSIVE NOTES

## OVER A DECADE OF DOMINANCE

Dating back to their 2000 Super Bowl-winning season, the Ravens' stout "D" ranks in the top 3 in most significant categories.

### TOTAL DEFENSE (Yards Allowed Since 2000)

1. Pittsburgh . . . . .	279.5
<b>2. Baltimore . . . . .</b>	<b>287.6</b>
3. Tampa Bay . . . . .	307.6

### TAKE-AWAYS (Most Since 2000)

<b>1. Baltimore . . . . .</b>	<b>391</b>
2. Carolina . . . . .	380
3. Green Bay . . . . .	379

### 3RD-DOWN CONV. PCT. (Pct. Since 2000)

<b>1. Baltimore . . . . .</b>	<b>34.3</b>
2. Philadelphia . . . . .	34.4
3. Chicago . . . . .	35.0

### INTERCEPTIONS (Most Since 2000)

1. Green Bay . . . . .	253
<b>2. Baltimore . . . . .</b>	<b>247</b>
3. Tampa Bay . . . . .	238

### POINTS PER GAME (Fewest Allowed Since 2000)

1. Pittsburgh . . . . .	16.9
<b>2. Baltimore . . . . .</b>	<b>17.0</b>
3. New England . . . . .	18.5

### RUSHING YARDS/GAME (Fewest Allowed Since 2000)

1. Pittsburgh . . . . .	87.8
<b>2. Baltimore . . . . .</b>	<b>89.6</b>
3. Minnesota . . . . .	102.2

### OPPONENT QB RATING (Lowest Since 2000)

<b>1. Baltimore . . . . .</b>	<b>70.8</b>
2. Pittsburgh . . . . .	74.1
3. Tampa Bay . . . . .	75.0

### INTERCEPTION TDs (Most Since 2000)

1. Green Bay . . . . .	34
<b>2. Baltimore . . . . .</b>	<b>31</b>
3. Tampa Bay . . . . .	29

## RUN "D" STREAKS

The Ravens have held opponents to under 4.0 yards per rush in each year of their existence (an amazing 16 straight seasons), ranking as the longest streak in NFL history.

### MOST CONSECUTIVE SEASONS ALLOWING LESS THAN 4 YARDS PER RUSH

Team	Seasons	Years
<b>Baltimore Ravens</b>	<b>16</b>	<b>1996-2011</b>
Buffalo Bills	15	1986-2000
Dallas Cowboys	15	1964-78

#### Longest Active in Top 5:

• The Ravens own the NFL's longest active streak of ranking in the Top 5 in run defense (yards allowed per game), doing so for six-straight seasons. In 2011, Baltimore was No. 2, permitting just 92.6 rushing ypg.

## LIMITING THE 100s

Dating back to the 1999 season, the Ravens have allowed the second-fewest 100-yard rushers (27) in the NFL. (Pittsburgh ranks first with 24.) The top teams stack up as follows:

### 100-YARD RUSHERS ALLOWED (Since 1999)

Rk.	Team	100-Yard Rushers
1.	Pittsburgh Steelers	24
<b>2. Baltimore Ravens</b>	<b>27</b>	
3.	San Diego Chargers	38

#### Rush "D" Quick Hits:

• Baltimore has allowed only nine 100-yard RBs in its last 83 games & 11 in the past 100 games (last was the Browns' Peyton Hillis, 112, on 12/24/11).  
• From 12/17/06 to 10/4/09, the Ravens produced a 39-game streak without permitting a 100-yard rusher.

## RECORD TOP THREE "3s"

The Ravens' defense has allowed the third-fewest points in the NFL each of the last four seasons – the best stretch in team history – also tying an NFL record. Since the 1970 merger, only four other teams have achieved an impressive streak such as this.

### CONSECUTIVE SEASONS W/ TOP THREE SCORING DEFENSE (Since 1970 Merger)

Team	Consec. Seasons	Years
<b>Baltimore Ravens</b>	<b>4</b>	<b>2008-11</b>
Dallas Cowboys	4	1993-96
Los Angeles Rams	4	1974-77
Minnesota Vikings	4	1973-76
San Francisco 49ers	4	1984-87

## TOP 10 STREAK

Baltimore has finished in the Top 10 in total defense (yards allowed) nine straight seasons. Since the 1970 merger, only six teams have produced at least eight consecutive seasons with a Top 10 defense. Baltimore (9) and Pittsburgh (12) boast the NFL's longest active streaks of ranking in the Top 10.

### CONSECUTIVE SEASONS W/ A TOP 10 DEFENSE (Since 1970 Merger)

Team	Consec. Seasons	Years
Pittsburgh Steelers	12	2000-11
Dallas Cowboys	10	1970-79
<b>Baltimore Ravens</b>	<b>9</b>	<b>2003-11</b>
Los Angeles Rams	9	1973-81
Tampa Bay Buccaneers	9	1997-2005
Pittsburgh Steelers	8	1972-79

## AN OFFENSIVE DEFENSE

Since 1996, the Ravens have posted 50 defensive TDs, scoring a "D-TD" in each season of existence (including 4 in 2011: 3 FRs and 1 INT). Baltimore boasts a 39-7 record when tallying a D-TD. Since 2003, the Ravens own the NFL's second-most D-TDs (37), behind Green Bay's 38. In those games, Baltimore is 28-5.

### NFL DEFENSIVE TOUCHDOWNS (Since 2003)

Rk.	Team	D-TDs
1.	Green Bay Packers	38
<b>2. Baltimore Ravens</b>	<b>37</b>	
3.	Buffalo Bills	29
	New England Patriots	29

## SHUTOUT CITY

Since 2000, Baltimore's "D" has registered the NFL's most shutouts, blanking opponents nine times. The Ravens' last shutout came on Nov. 16, 2009 in a 16-0 win at Cleveland on Monday Night Football, one of 21 blankings in the NFL over the past three seasons.

### NFL SHUTOUT LEADERS (Since 2000)

Rk.	Team	Shutouts
<b>1. Baltimore Ravens</b>	<b>9</b>	
2.	Pittsburgh Steelers	8
3.	New England Patriots	7
	Seattle Seahawks	7
	Tampa Bay Buccaneers	7

# OFFENSIVE NOTES

## SACK DIFFERENTIAL

Baltimore concluded 2011 with one of the NFL's best sack differentials (+15: 48 sacks, 33 sacks allowed). The Ravens produced their second-best sack-differential season in franchise history (2006, +43: 60 sacks, 17 sacks allowed).

### NFL'S SACK DIFFERENTIAL (2011 Season)

Rk.	Team	Sacks	Sacks Allowed	Diff.
1.	NY Giants	48	28	+20
	Cincinnati	45	25	+20
3.	Philadelphia	50	32	+18
<b>4.</b>	<b>Baltimore</b>	<b>48</b>	<b>33</b>	<b>+15</b>
5.	Oakland	39	25	+14

## THE LATE GROUND & POUND

Few teams heat up like the Ravens do when the elements call for the "ground and pound" game. During the John Harbaugh Era (since 2008), Baltimore has rushed for 160.3 yards per game in December/January, good for the NFL's second-best average. The Ravens have also been stout against the run late in the season during this span, allowing an NFL-low 86.4 rushing yards per game.

### RUSHING YARDS PER GAME: DECEMBER/JANUARY (Regular Season Since 2008)

Rk.	Team	Att.	Yds.	TD	YPG
1.	Carolina Panthers	619	3,321	30	174.8
<b>2.</b>	<b>Baltimore Ravens</b>	<b>628</b>	<b>3,045</b>	<b>23</b>	<b>160.3</b>
3.	New York Jets	620	2,734	24	143.9

### RUSHING YARDS ALLOWED PER GAME: DECEMBER/JANUARY (Regular Season Since 2008)

Rk.	Team	Att.	Yds.	TD	YPG
<b>1.</b>	<b>Baltimore Ravens</b>	<b>464</b>	<b>1,641</b>	<b>6</b>	<b>86.4</b>
2.	San Francisco 49ers	507	1,791	13	94.3
3.	Dallas Cowboys	443	1,824	13	96.0

## WHAT'S THE DIFFERENCE?

**+29**

Fourth-quarter scoring differential (95-66) the Ravens posted in 2011, ranking as the NFL's fourth-best mark.

**+112**

Total scoring differential (378-266) the Ravens posted in 2011, ranking as the NFL's fifth-best mark.

## TERRIFIC TIGHT END DUO

Ravens second-year TEs Ed Dickson and Dennis Pitta have quickly become one of the NFL's top receiving-TE duos. Dickson (54-528-5) and Pitta (40-405-3) combined for 94 catches to produce 933 yards and 8 TDs in 2011. In addition, only one other TE duo in the NFL (New England) finished the year with 40 receptions each.

### NFL'S TOP TIGHT END RECEIVING DUOS (2011 Season / Min. 30 Catches Each)

Rk.	Players (Team)	Rec-Yds
1.	Rob Gronkowski (90) & Aaron Hernandez (79) (NE)	169-2,237
<b>2.</b>	<b>Ed Dickson (54) &amp; Dennis Pitta (40) (Bal.)</b>	<b>94-933</b>
	Antonio Gates (64) & Randy McMichael (30) (SD)	94-1,049

## TRENDS OVER THE FINAL 7

The Ravens won six of their last seven games in 2011. Here are several offensive facts/trends during that time (since Nov. 17):

- RB Ray Rice's 805 rushing yards (115.0 ypg) ranked first in the NFL (Maurice Jones-Drew was next at 752).
- RB Ray Rice's 1,039 yards from scrimmage (148.4 ypg) ranked first in the NFL, with Maurice Jones-Drew's 1,018 (145.4 ypg) second.
- Baltimore's 1,105 rushing yards ranked third (157.9 ypg).
- The Ravens' 45.6% success rate on third down ranked fifth in the NFL.
- The Ravens committed just 7 turnovers, tied for the NFL's sixth fewest.

## RUNNING AWAY WITH IT

Baltimore's "O" racked up 290 rushing yards in Week 14 at Cleveland on a franchise-record 55 attempts. The 290 yards rank as the third-best performance in team history, while RB Ray Rice's 204 yards stands as the fourth-best mark in Ravens annals. Impressively, two of the Ravens' top three outputs have all come during the John Harbaugh/Cam Cameron Era (since 2008).

### RAVENS TOP TOTAL RUSHING YARDS (Single-Game History)

Yards	Game/Date	Results
343	9/14/03 vs. Cle.	W, 33-13
<b>308</b>	<b>12/13/09 vs. Det.</b>	<b>W, 48-3</b>
<b>290</b>	<b>12/4/11 at Cle.</b>	<b>W, 24-10</b>
276	12/21/03 at Cle.	W, 35-0

## RAVENS "O" SETS RECORD

Baltimore's "O" posted a franchise-record 553 yards in Week 3's win at St. Louis. The Ravens' top four all-time single-game outputs have come during the John Harbaugh/Cam Cameron Era (since 2008).

### RAVENS TOP TOTAL NET YARDS (Single-Game History)

Yards	Game/Date	Results
<b>553</b>	<b>9/25/11 at STL</b>	<b>W, 37-7</b>
<b>548</b>	<b>12/13/09 vs. Det.</b>	<b>W, 48-3</b>
<b>501</b>	<b>9/13/09 vs. KC</b>	<b>W, 38-24</b>
<b>479</b>	<b>9/27/09 vs. Cle.</b>	<b>W, 34-3</b>
479	11/19/00 vs. Dal.	W, 27-0

## FRANCHISE-RECORD COMEBACK

The Ravens overcame a 21-point deficit in Week 8 against the Cardinals, producing the largest comeback victory in team history to earn a 30-27 win. At one point early in the fourth quarter, Baltimore had scored 24 unanswered points. The Ravens also outscored the Cardinals 24-3 in the second half.

### MOST POINTS OVERCOME TO WIN GAME (Ravens History)

Points	Date/Game (Details/Final Score)
<b>21</b>	<b>10/30/11 vs. Ari. (trailed 24-3, won 30-27)</b>
19	11/12/06 at Ten. (trailed 26-7, won 27-26)
17	11/23/03 vs. Sea. (trailed 41-24, won 44-41 in OT)
16	9/10/00 vs. Jax. (trailed 23-7, won 39-36)

### Comeback Quick Hit:

- In the second half vs. Arizona in Week 8, Baltimore outgained the Cardinals in total yards, 249-56, allowing -1 passing yards and gaining 226.



# THAT M&T MAGIC: HOME NOTES

## THE M&T ADVANTAGE

Going 27-5 at M&T Bank Stadium in four seasons, John Harbaugh's Ravens have continued to uphold Baltimore's strong tradition of homefield advantage over the past decade. Since 2000, the Ravens own the NFL's second-best regular season home record, producing a 73-23 mark during that span.

### NFL'S BEST REGULAR SEASON HOME RECORDS (Since 2000)

Rk.	Team	Record	Pct.
1.	New England Patriots	76-20	.792
2.	<b>Baltimore Ravens</b>	<b>73-23</b>	<b>.760</b>
3.	Pittsburgh Steelers	69-26-1	.724
4.	Green Bay Packers	68-28	.708
	Indianapolis Colts	68-28	.708

## HOME STREAKIN'

Baltimore's current 10-game regular season home winning streak is the longest in team history and NFL's second-longest (GB - 13).

### MOST CONSECUTIVE HOME GAMES WON (Ravens History)

Games	Date/Games
10	2010-11 (last 2 through first 8)
8	2006-07 (last 5 through first 3)
7	2009-10 (last 2 through first 5)
7	2000-01 (last 4 through first 3)

## CHARM CITY RUSH

Since 2008, the Ravens have rushed for 140.0 yards per game at home (third most in NFL among home teams) and an NFL-high 42 TDs (tied with NE). At home in 2011, the Ravens averaged 125.9 rushing yards per game and had 10 rushing TDs.

### RUSHING YARDS PER GAME AT HOME (Since 2008)

Rk.	Team	Att.	Yds.	TD	YPG
1.	Carolina Panthers	978	4,704	35	147.0
2.	Minnesota Vikings	969	4,482	32	140.1
3.	<b>Baltimore Ravens</b>	<b>1,089</b>	<b>4,480</b>	<b>42</b>	<b>140.0</b>
4.	Kansas City Chiefs	947	4,421	20	138.2
5.	New York Jets	991	4,343	32	135.7

## PILING UP THE POINTS

Since 2009, the Ravens have averaged 26.5 points per game at M&T Bank Stadium, ranking as the NFL's fifth-best mark among home teams during this span. In 2011, the Ravens piled up 27.4 ppg at home (seventh-best NFL average), earning an 8-0 record.

### POINTS PER GAME AT HOME (2011 Season)

Rk.	Team	Points	Points/Game
1.	New Orleans Saints	329	41.1
2.	Green Bay Packers	321	40.1
3.	New England Patriots	246	30.8
4.	Detroit Lions	243	30.4
5.	Atlanta Falcons	236	29.5
6.	San Francisco 49ers	221	27.6
7.	<b>Baltimore Ravens</b>	<b>219</b>	<b>27.4</b>

## DOMINANT AT HOME

For the first time in team history, the Ravens went undefeated at home (8-0) and became just one of three NFL teams (GB and NO) to accomplish the feat in 2011. Under head coach John Harbaugh (since 2008), the Ravens have won 18 of their last 19 home games and are 27-5 in games played in Baltimore.

### NFL'S BEST REGULAR SEASON HOME RECORDS (John Harbaugh Era / Since 2008)

Rk.	Team	Record	Pct.
1.	New England Patriots	28-4	.875
2.	<b>Baltimore Ravens</b>	<b>27-5</b>	<b>.844</b>
3.	Atlanta Falcons	26-6	.813

### Home Quick Hits:

- The Ravens, Packers and Saints were the only teams to go undefeated at home in 2011.

## AT HOME UNDER HARBAUGH

**13.3**

Points per game Baltimore has permitted at home since 2008, the NFL's best defensive mark. (Pittsburgh is second at 14.8 ppg.)

**49**

Interceptions by the Ravens at home since 2008, ranking as the NFL's second most at home (GB is first with 58).

**62.5**

Passer rating the Ravens have forced for opposing QBs at M&T Bank Stadium since 2008, the NFL's top defensive mark.

**268.4**

Yards per game the Ravens' defense has permitted at home since 2008, ranking as the NFL's stingiest average during that span (Pittsburgh is second at 268.6 ypg).

**817-426**

Ratio the Ravens have outscored opponents at home since 2008, limiting foes to 13.3 points per game. In their 27 wins during this span, the margin of victory has been 14.5 ppg.

## M&T BANK SECURITY

The Ravens' "D" has been stout at home for many seasons. Since the 2003 campaign, Baltimore ranks first in fewest points and yards allowed per game among NFL home teams. The Ravens also have the most INTs (109) and have posted the second-most sacks (202).

### BEST NFL DEFENSES AT HOME (Since 2003)

TOTAL DEFENSE (Fewest Yards Allowed)	POINTS PER GAME (Fewest Allowed)
1. Baltimore . . . . . 275.1	1. Baltimore . . . . . 14.8
2. Pittsburgh . . . . . 275.2	2. New England . . . . . 15.8
3. NY Jets . . . . . 298.2	3. Pittsburgh . . . . . 16.2
INTERCEPTIONS (Most in NFL)	SACKS (Most in NFL)
1. Baltimore . . . . . 109	1. New York Giants . . . 205
2. Green Bay . . . . . 98	2. Baltimore . . . . . 202
New England . . . . . 98	3. Minnesota . . . . . 191

# RECORDS / TRENDS

## RAVENS TRENDS

<u>Team</u>	<u>Since 2000</u>	<u>2011</u>	<u>Offense</u>	<u>Since 2000</u>	<u>2011</u>
Record	116-76	12-4	Scoring 20 or more points	88-21	11-0
vs. AFC North (since 2002)	35-25	6-0	Scoring 30 or more points	41-3	5-0
vs. AFC	87-58	9-3	Having 20 or more first downs	47-27	6-1
vs. NFC	29-18	3-1	Totaling 350 or more net yards	50-19	8-0
Home	73-23	8-0	At least 35 minutes time of possession	32-3	3-0
Away	43-53	4-4	Rushing for 150 or more yards	42-9	5-0
On grass	50-42	2-3	When not throwing an INT	66-11	6-0
Artificial turf	66-34	10-1	With a 100-yard rusher	43-15	6-0
Outdoors	113-69	11-4	Without a 100-yard rusher	73-61	6-4
Indoors	3-7	1-0	With a 100-yard receiver	24-12	4-0
September	24-14	2-1	Without a 100-yard receiver	92-64	8-4
October	24-23	3-1	With a 300-yard passer	10-6	4-0
November	33-19	3-1	Without a 300-yard passer	106-70	8-4
December	30-19	3-1			
January	5-1	1-0	<u>Defense</u>	<u>Since 2000</u>	<u>2011</u>
Leading at halftime	94-11	11-0	When scoring a defensive TD	33-5	2-0
Trailing at halftime	16-55	1-3	When returning an INT for a TD	27-2	1-0
Tied at halftime	6-10	0-1	When returning a fumble for a TD	7-3	2-0
Tied after 3 quarters	3-5	1-0	Recording 3 or more sacks	61-22	7-1
Leading After 3 quarters	99-9	10-0	Holding opponent under 250 net yards	36-3	6-1
Trailing after 3 quarters	15-61	1-4	Holding opponent under 21 points	92-29	10-1
Decided by 7 points or less	44-38	3-2	Holding opponent under 15 points	77-14	7-1
Decided by 3 points or less	22-22	2-0	Allowing a 100-yard rusher	11-16	1-2
When scoring first	78-20	10-0	Not allowing a 100-yard rusher	104-61	11-2
When not scoring first	38-56	2-4	Allowing a 100-yard receiver	25-22	3-1
Positive or even turnover ratio	100-21	9-0	Not allowing a 100-yard receiver	92-53	9-3
Negative turnover ratio	16-56	3-4	Allowing a 300-yard passer	15-10	2-1
Winning penalty ratio	52-31	6-1	Not allowing a 300-yard passer	100-66	9-3
Losing penalty ratio	54-40	4-2			
Overtime	6-5	0-0			
When returning a KOR for a TD	2-1	0-0			
When returning a PR for a TD	5-2	1-0			

## ALL-TIME REGULAR SEASON RECORDS (SINCE 1996)

	<u>Overall Record</u>	<u>Home</u>	<u>Away</u>
Overall	140-115-1	88-39-1	52-76
In M&T Bank Stadium (since 1998)	81-31	81-31	n/a
Coached by Ted Marchibroda	16-31-1	11-12-1	5-19
Coached by Brian Billick	80-64	50-22	30-42
Coached by John Harbaugh	44-20	27-5	17-15
vs. AFC Teams	109-91	69-37	40-54
vs. AFC North (AFC Central)	35-25 (26-28)	21-9 (13-14)	14-16 (13-14)
vs. AFC East	15-16	11-4	4-12
vs. AFC South	11-11	7-4	4-7
vs. AFC West	18-11	13-3	5-8
vs. NFC Teams	36-25-1	24-5-1	12-20
vs. NFC North (NFC Central)	4-4 (3-5)	4-0 (3-1)	0-4 (0-4)
vs. NFC East	10-4-1	5-1-1	5-3
vs. NFC South	6-6	3-3	3-3
vs. NFC West	13-6	9-0	4-6
On Monday Night Football - ABC/ESPN	7-9	3-2	4-7
On NBC/ESPN - Sunday Night	11-12	8-5	3-7
On NFL Network	2-2	1-0	1-2
In Overtime	9-7-1	6-2-1	3-5
Ravens Shutout Wins	10	5	5
In Season Openers	8-8	5-3	3-5
Indoors	4-10	n/a	4-10
<b>Note:</b> Baltimore has played in Houston's Reliant Stadium twice (2-0), Indy's Lucas Oil Field once (0-1) and Dallas' Texas Stadium once (1-0), all games considered "outdoors" due to the open roofs. Only one of the Ravens' games at Reliant Stadium (12/13/10) came when the roof was closed, meaning the game was "indoors."			
In August	0-1	0-1	0-0
In September	32-21	20-5	12-16
In October	27-34	16-13	11-21
In November	38-31-1	22-10-1	16-21
In December	38-26	27-9	11-17
In January	5-2	3-0	2-2

# PLAYER NOTES: DEFENSE

## THE ULTIMATE LB



Thirteen-time Pro Bowl LB Ray Lewis had a team-high 95 tackles, 2 sacks, 1 INT and 2 FFs in 2011, missing games 10-13 with a foot injury, which snapped his 57-consecutive games started streak that dated back to 2008. Lewis, who has played in 222 career contests, is Baltimore's all-time tackle king (2,586 stops). He also has the most FRs (19), second-most INTs (31) and second-most FFs (19) in team history, leading a Ravens' "D" that has ranked in the top 10 (yards allowed) for nine straight seasons.

### RAVENS CAREER DEFENSIVE RECORDS (All-Time History)

#### TACKLES

1. Ray Lewis (1996-present) ..... 2,586
2. Kelly Gregg (2001-2010) ..... 721
3. Terrell Suggs (2003-present) ..... 660
4. Ed Reed (2002-present) ..... 603
5. Jamie Sharper (1997-2001) ..... 522

#### INTERCEPTIONS

1. Ed Reed (2002-present) ..... 57
2. Ray Lewis (1996-present) ..... 31
3. Chris McAlister (1999-2008) ..... 26
4. Duane Starks (1998-2001) ..... 20
5. Rod Woodson (1998-2001) ..... 20

#### FUMBLES RECOVERED

1. Ray Lewis (1996-present) ..... 19
2. Terrell Suggs (2003-present) ..... 11
3. Rob Burnett (1996-2001) ..... 8

## TACKLE MACHINE

After his 16th season, LB Ray Lewis is the NFL's active career tackles leader. Lewis, who has played in 222 games, is one of only two active players to hit the 2,000-tackle milestone. In 2011, Lewis led the Ravens in tackles (95) for the 14th time in his career. He has tallied at least 130 stops 13 times.

### NFL CAREER TACKLE LEADERS (Active Players)

Rk.	Player (Year Entered NFL)	Tackles	Games
1.	Ray Lewis (1996)	2,586	222
2.	London Fletcher (1998)	2,220	224
3.	Keith Brooking (1998)	1,826	209
4.	Brian Urlacher (2000)	1,658	170
5.	Mike Peterson (1999)	1,600	182

## AN ELITE NFL CLUB

In 2011's Week 6 win over Houston, LB Ray Lewis became the only player in NFL history to record 40 sacks and 30 INTs in a career.

### NFL PLAYERS W/ 30+ SACKS & 25+ INTs (NFL History)

Player	Games	Sacks	INTs
Ray Lewis (1996-present)	222	40.5	31
Rodney Harrison (1994-2008)	186	30.5	34
William Thomas (1991-2001)	172	37.0	27

## 'BACKER THEFTS

LB Ray Lewis is the NFL's active INT leader among linebackers, posting 31 picks during his career, including a theft in 2011's Week 1 win against the Steelers. (The pick was part of the Ravens' 7-takeaway performance, which set a franchise record.) Lewis ranks sixth all time in INTs by a linebacker, passing Sam Huff (30) in Week 1.

### LINEBACKER INTERCEPTION LEADERS (Active Players)

Rk.	Player (Team)	INTs	Yards	TD
1.	Ray Lewis (Bal.)	31	503	3
2.	Brian Urlacher (Chi.)	21	278	1
3.	Mike Peterson (Atl.)	19	272	1
	Takeo Spikes (SD)	19	276	3
5.	London Fletcher (Was.)	18	139	2

## STILL GOING STRONG



Finishing his 16th NFL season (all with the Ravens), LB Ray Lewis currently stands as the NFL's longest-tenured defensive player still playing with his original team (Lewis was drafted in 1996).

### LONGEST-TENURED DEFENSIVE PLAYERS (w/ Original Team)

Rk.	Player	Team	Seasons
1.	Ray Lewis	Ravens	16
2.	Ronde Barber	Buccaneers	15
3.	Aaron Smith	Steelers	13

## DURABLE DOUBLE J



OLB Jarret Johnson, who has played in 129 consecutive games (the longest streak in team history), earned AFC Defensive Player of the Week honors for his Week 4 performance vs. NYJ when he posted 3 tackles, 2 QB hits and a 26-yard FR-TD. "Double J" currently owns the NFL's fourth-longest consecutive games played streak and second-longest starting streak among LBs.

### RAVENS CONSECUTIVE GAMES PLAYED (All-Time Streaks)

Rk.	Player	Games	Years
1.	Jarret Johnson	129	2003-present
2.	Peter Boulware	111	1997-2003
3.	Matt Stover	110	2002-08
4.	Terrell Suggs	105	2003-09

### NFL LBs CURRENT CONSECUTIVE GAMES PLAYED

Rk.	Player	Games
1.	London Fletcher	224
2.	Keith Brooking	176
3.	Bradie James	142
4.	Jarret Johnson	129
5.	D. Ware/B. Scott	112

### NFL LBs CURRENT CONSECUTIVE GAMES STARTED

Rk.	Player	Games
1.	London Fletcher	179
2.	Jarret Johnson	80*
3.	Chad Greenway	55

\* Ravens franchise record

TWENTY  ELEVEN

# PLAYER NOTES: DEFENSE

## A DANGEROUS REED



In 2011, eight-time Pro Bowl S Ed Reed tallied 3 INTs to up his career total to 57 – the most in Ravens history and the NFL since he entered the league in 2002. Among active players, Reed's career INTs also rank first, as do his 1,463 INT return yards (which also rank second in NFL history).

### NFL CAREER INTERCEPTION LEADERS (Active Players)

Rk.	Player (Team)	G	INT	Yds	Avg.	Lg	TD
1.	Ed Reed (Bal.)	144	57	1,463	25.7	107t	6
2.	Charles Woodson (GB)	199	54	896	16.6	62t	11
3.	Champ Bailey (Den.)	194	50	446	8.9	70t	4
4.	Asante Samuel (Phi.)	131	45	617	13.7	55t	5
5.	Ronde Barber (TB)	225	43	763	17.7	66t	7

### Reed Quick Hits: Of his 57 INTs...

- 34 have come in the second half (most in the NFL since '02) and 22 in the fourth quarter (most in the NFL since '02).
- When Reed records an INT, the Ravens own a 35-10 record. When he makes 2 INTs in a game, Baltimore is 12-0 (13-0 including playoffs).
- 21 have come in the combined months of December/January, the NFL's most in those months since Reed entered the league.
- Reed's 8-career playoff INTs rank as the most among active players. He had 1 theft in the 2011 Divisional win over Houston (1/15/22).

## TOP PLAYMAKER

S Ed Reed's 57 career INTs rank first among all NFL players since he entered the league in 2002, as do his 1,463 INT return yards. Additionally, his 25.7-yard return average ranks first in NFL history (among players with at least 30 INTs).

### NFL INTERCEPTIONS (Since 2002)

Rk.	Name	INTs	Yards
1.	Ed Reed	57	1,463
2.	Asante Samuel	45	617
3.	Charles Woodson	43	663

### INT RETURN AVERAGE (NFL History)

Rk.	Name	Avg.	INTs	Yards
1.	Ed Reed	25.7	57	1,463
2.	Deion Sanders	25.1	53	1,331
3.	Glen Edwards	24.6	39	961

## HISTORY IN REACH

S Ed Reed, who registered 2 INTs in Week 1's 2011 debut – and has 57 picks in his career – is just 20 INT return yards shy of setting the all-time NFL record. In just 144 games, Reed has posted a remarkable 1,463 yards, second only to Hall of Famer Rod Woodson (1,483 yards on 71 INTs).

### CAREER INTERCEPTION YARDS LEADERS (NFL History)

Rk.	Player	G	INT	Yds	Avg.	Lg	TD
1.	Rod Woodson	238	71	1,483	20.9	98t	12
2.	Ed Reed	144	57	1,463	25.7	107t	6
3.	Darren Sharper	205	63	1,412	22.4	99t	11
4.	Deion Sanders	188	53	1,331	25.1	93t	9
5.	Emlen Tunnell	167	79	1,282	16.2	55t	4

TWENTY  ELEVEN

## REED'S TDs

S Ed Reed has scored 13 TDs in his career (including playoffs). Amazingly, Reed is the only player in NFL history to score return TDs off a punt return, blocked punt, INT and fumble recovery.

### ED REED'S CAREER TOUCHDOWNS

Date/Game	Result	Touchdown
10/11/09 vs. Cin.	L	52-yard INT return
1/4/09 at Mia. (WC)	W	64-yard INT return
12/7/08 vs. Was.	W	22-yard FR return
11/23/08 vs. Phi.	W	107-yard INT return*
9/21/08 vs. Cle.	W	32-yard INT return
9/10/07 at Cin.	L	63-yard punt return
11/5/06 vs. Cin.	W	25-yard INT return
11/7/04 vs. Cle.	W	106-yard INT return
10/10/04 at Was.	W	22-yard FR return
11/23/03 vs. Sea.	W	16-yard punt block return
10/12/03 at Ari.	W	22-yard punt block return
9/14/03 vs. Cle.	W	54-yard INT return
11/24/02 vs. Ten.	W	11-yard punt block return

\* NFL Record *Italics indicates postseason*

## SCORING THEFTS

S Ed Reed has posted 8 regular season defensive touchdowns during his career. Reed's 8 "D-TDs" are the most in Ravens franchise history, while his 6 INT-TDs also rank first.

### RAVENS ALL-TIME DEFENSIVE TOUCHDOWNS (Career leaders)

Rk.	Player	INTs	FRs	Total
1.	Ed Reed	6	2	8
2.	Chris McAlister	5	1	6
3.	Rod Woodson	5	0	5
	Adalius Thomas	2	3	5

## DUAL-INT GAMES

S Ed Reed registered the 12th dual-INT game (13th including playoffs) of his career in Week 1 vs. Pittsburgh. Reed owns the most such games among players who began their careers in the Super Bowl Era (since 1966).

### MOST GAMES WITH 2+ INTERCEPTIONS (Players Who Began Career in Super Bowl Era)

Player	2+ INT Games
Ed Reed	12
Ronnie Lott	11
Lem Barney	9
Dave Brown	9
Everson Walls	9

## GOING THE DISTANCE

### LONGEST INTERCEPTION RETURNS (NFL History)

Rk.	Player	Yards	Date/Game
1.	Ed Reed	107t	11/23/08 vs. Phi.
2.	Ed Reed	106t	11/7/04 vs. Cle.
3.	Vencie Glenn	103t	11/29/87 vs. Den.
	Louis Oliver	103t	10/4/92 at Buf.

# PLAYER NOTES: DEFENSE

## DEFENSIVE PLAYER OF THE YEAR



Five-time Pro Bowl OLB Terrell Suggs, who was named the 2011 AP Defensive Player of the Year, posted three 3-sack games in 2011, finishing with a career-high 14 sacks on the year. Suggs also forced an NFL-high 7 fumbles, setting a career high and a Ravens' single-season record. Suggs' 14 sacks in 2011 ranked third in Ravens history and first in the AFC (also tying Aldon Smith for fifth in the NFL). Only DE Michael McCrary (14.5 in 1998) and LB Peter Boulware (15 in 2001) had more in a Ravens' season.

### RAVENS ALL-TIME SACKS (Career Leaders)

Rk.	Player (Years)	Sacks
1.	Terrell Suggs (2003-present)	82.5
2.	Peter Boulware (1997-2005)	70.0
3.	Michael McCrary (1997-2002)	51.0
4.	Ray Lewis (1996-present)	40.5
5.	Adalius Thomas (2000-06)	38.5

### AFC SACKS LEADERS (2011 Season)

1. Terrell Suggs (Bal.) . . 14
2. Tamba Hali (KC) . . . . 12
3. Connor Barwin (Hou.) . 11.5
- Von Miller (Den.) . . 11.5

### RAVENS SACKS LEADERS (Single-Season Records)

1. Peter Boulware (2001) . . 15
2. Michael McCrary (1998) . 14.5
3. Terrell Suggs (2011) . . 14
4. Trevor Pryce (2006) . . . 13

## HOT OFF THE EDGE

Since entering the NFL in 2003, Terrell Suggs' 82.5 sacks rank seventh among active players, while his 610 yards lost stand fourth. Suggs had a team-, career- and AFC-high 14 sacks in 2011.

### NFL SACKS LEADERS (Since 2003)

Rk.	Player	Sacks	Yards
1.	Jared Allen (Min.)	105.0	673.5
2.	DeMarcus Ware (Dal.)	99.5	643.5
3.	Dwight Freeney (Ind.)	89.5	667
4.	Julius Peppers (Chi.)	88.0	532
5.	John Abraham (Atl.)	84.5	561
6.	Robert Mathis (Ind.)	83.5	603
7.	Terrell Suggs (Bal.)	82.5	610
8.	Jason Taylor (Mia.)	81.5	474
9.	Osi Umenyiora (NYG)	69.0	484.5

### Suggs Quick Hits:

- Suggs has racked up 30 sacks since 2010 (36 games, including playoffs), the NFL's fourth most during that span.
- In Baltimore's last 20 games (dating back to 2010 playoffs), "Sizzle" has posted 19 sacks.
- The Ravens are 50-17 all time when Suggs records a sack.
- Baltimore is 13-1 when he tallies 2 or more sacks during his career.

### RAVENS FORCED FUMBLES (Career Leaders)

1. Terrell Suggs . . . . . 29
2. Ray Lewis . . . . . 19
3. Adalius Thomas . . . . 15

### RAVENS FUMBLE RECOVERIES (Career Leaders)

1. Ray Lewis . . . . . 19
2. Terrell Suggs . . . . . 11
3. Rob Burnett . . . . . 8

## THE DOMINANT DT



One of the NFL's most disruptive forces, DT Haloti Ngata was named to his third Pro Bowl (as a starter) in 2011. Perhaps the NFL's most athletic DT, Ngata stops the run (393 career tackles), rushes the passer (17 career sacks) and even drops into coverage (3 career INTs). In 2011, he had 64 tackles, 5 sacks (-21 yards), 3 FRs (1 returned for TD) and 2 FFs.

Baltimore has a history of strong run defense, and with Ngata's help the past several seasons, has upheld its stout legacy on the ground.

### RAVENS RUSHING DEFENSE RANKINGS (Past Six Seasons with Ngata)

Year	Yards Per Game Allowed		Avg. Per Play Allowed	
	Total	Rank	Total	Rank
2011	92.6	2nd	3.5	2nd
2010	93.9	5th	3.9	8th
2009	93.3	5th	3.4	1st
2008	81.4	3rd	3.6	5th
2007	79.3	2nd	2.8	1st
2006	75.9	2nd	3.3	2nd

## "NGATA" ON US

Dating back to 2006, when DT Haloti Ngata entered the NFL, the Ravens have allowed a league-low 41 rushing TDs (tied with Pit.) and the NFL's third-fewest rushing yards per game (86.1 ypg).

### RUSHING TOUCHDOWNS (Fewest Allowed Since 2006)

1. Baltimore . . . . . 41
- Pittsburgh . . . . . 41
3. Minnesota . . . . . 51

### RUSHING YARDS PER GAME (Fewest Allowed Since 2006)

1. Minnesota . . . . . 84.8
2. Pittsburgh . . . . . 85.1
3. Baltimore . . . . . 86.1

## NGATA SCORES

In Week 3 at St. Louis (9/25/11), DT Haloti Ngata scooped up a Sam Bradford fumble and returned it 28 yards for his first-career TD. Ngata's scamper is the third-longest FR-TD in Ravens history, shy of OLB Adalius Thomas' 57- and 35-yarders.

## DT WHO DOES IT ALL

In 2011, DT Haloti Ngata ranked fifth in the AFC among interior linemen with 5 sacks. Ngata also had 2 FFs, which tied three players for the most in the NFL by DTs in 2011. The massive DT also owned the NFL's second-most FRs (3, tied with 11 others).

### FORCED FUMBLES BY NFL DTs (2011 Season)

1. Haloti Ngata . . . . . 2
- Three other players . . . . . 2

### NFL FUMBLE RECOVERIES (2011 Season)

1. Jared Allen . . . . . 4
2. Haloti Ngata . . . . . 3
- 11 other players . . . . . 3

## NOTE THE NGATA QUOTE

Colts C Jeff Saturday on ranking Ngata the NFL's best D-tackle: "This is the guy that I wouldn't want to be facing if the game is on the line. I think Haloti could play free safety; he's got that kind of athletic ability. And when he lines up, he'll play off the ball somewhat and in a flex position. He will bring all 340 pounds to you. He's an absolute monster."

# PLAYER NOTES: OFFENSE

## FRANCHISE LEADER



QB Joe Flacco is the Ravens' all-time leading passer. In 2011's Week 9 win at Pittsburgh, he engineered a 13-play, 92-yard TD drive, hitting WR Torrey Smith with a 26-yard pass with 8 seconds left to seal a 23-20 victory. Flacco has 11 career game-winning drives in the fourth quarter/OT, including three in 2011.

### RAVENS ALL-TIME PASSING LEADERS (Franchise History)

Rk.	Player	G	Att	Cmp	Pct	Yards	TD	INT	Rate
1.	Joe Flacco	64	1,958	1,190	60.8	13,816	80	46	86.0
2.	Kyle Boller	53	1,311	746	56.9	7,846	45	44	71.9
3.	V. Testaverde	29	1,019	596	58.5	7,148	51	34	82.8

## FLACCO IS THE FIRST

Joe Flacco is the first starting QB in NFL history (since 1970 merger) to lead his team to the playoffs in each of his first four seasons. Flacco has helped the Ravens earn five playoff wins since '08, tied (Ben Roethlisberger and Kurt Warner) for the second-most victories by a QB over the first four years of a career (Tom Brady - 6).

## FLACCO VS. PLAYOFF TEAMS

The Ravens were 7-1 against 2011 playoff teams (2-0 vs. Pit., 2-0 vs. Cin., 2-0 vs. Hou., 1-0 vs. SF and 0-1 vs. NE). In these games, seven of which were against teams that owned Top 7 defenses, QB Joe Flacco was a standout performer.

### QB JOE FLACCO VS. PLAYOFF TEAMS (2011 Season)

Game	Result	Att	Cmp	Pct.	Yards	TD	INT	Rate
9/11 vs. Pit.	W, 35-7	29	17	58.6	224	3	0	117.6
10/16 vs. Hou.	W, 29-14	33	20	60.6	305	0	1	78.5
11/6 at Pit.	W, 23-20	47	28	59.6	300	1	0	85.4
11/20 vs. Cin.	W, 31-24	27	17	63.0	270	2	1	105.5
11/24 vs. SF	W, 16-6	23	15	65.2	161	1	0	100.1
1/1 at Cin.	W, 24-16	19	15	78.9	130	1	0	112.7
1/15 vs. Hou.	W, 20-13	27	14	51.9	176	2	0	97.1
1/22 at NE	L, 20-23	36	22	61.1	306	2	1	95.4
<b>Totals</b>	<b>7-1</b>	<b>241</b>	<b>148</b>	<b>61.4</b>	<b>1,872</b>	<b>12</b>	<b>3</b>	<b>97.0</b>

### 2011 Final Defensive Rankings (YPG):

- Pittsburgh (1), Houston (2), San Francisco (4), Cincinnati (7)

## JOE HOT AT HOME

Dating back to 11/29/09, Joe Flacco has helped lead the Ravens to an 18-1 home record. Here are his numbers in those games:

### QB JOE FLACCO AT HOME (Last 19 Games / Since Nov. 29, 2009)

Player (Record)	Att	Cmp	Pct	Yards	TD	INT	Rate
Joe Flacco (18-1)	554	339	61.2	4,397	29	8	97.6

## RAVENS RECORDS

QB Joe Flacco owns a franchise-record 24 100-plus single-game passer ratings, including six in 2011. He has also posted two of the top three passing yards games in Ravens history.

### RAVENS SINGLE-GAME PASSING YARDS

Yards	Player	Opp./Date
429	Vinny Testaverde	vs. STL, 10/27/96
389	Joe Flacco	at STL, 9/25/11
385	Joe Flacco	at Min., 10/18/09

## WINNINGEST AFTER FOUR

QB Joe Flacco's 44 regular season wins are the most by a QB in his first four seasons (2008-11) in NFL history. Including playoffs, he owns an NFL-record 49 total wins in his first four seasons.

### MOST WINS BY STARTING QB / FIRST FOUR SEASONS (Since 1970 / Including Playoffs)

Rk.	Quarterback (Years)	Record	Playoff Record
1.	Joe Flacco (2008-11)	44-20	5-4
2.	Matt Ryan (2008-11)	43-41	0-3
3.	Dan Marino (1983-86)	41-16	3-3

### Flacco Playoffs Quick Hit:

• In the 2011 Divisional vs. Hou. (1/15/12), Flacco became the only QB in NFL history (since 1970 merger) to start a playoff game in each of his first four seasons. He owns a 5-4 postseason record (four wins on the road).

## JOE SETS BALTIMORE RECORD

In 2011, QB Joe Flacco surpassed the 3,500-yard passing milestone for the third-consecutive season, becoming the first QB in Baltimore football history (Colts and Ravens) to accomplish the feat. Flacco also threw for 20 TDs in 2011, posting his third-straight 3,500-yard/20-touchdown campaign.

### SINGLE-SEASON PASSING YARDS (Ravens History)

Rk.	Player (Year)	Cmp-Att	Pct.	Yards	TD	INT	Rate
1.	V. Testaverde ('96)	325-549	59.2	4,177	33	19	88.7
2.	Joe Flacco ('10)	306-489	62.6	3,622	25	10	93.6
3.	Joe Flacco ('09)	315-499	63.1	3,613	21	12	88.9
4.	Joe Flacco ('11)	312-542	57.6	3,610	20	12	80.9

## FLACCO FAST FACTS

### MOST WINS BY STARTING QBs (Since 2008 / Including Playoffs)

Rk.	Player	Record
1.	Joe Flacco	49-24
	Drew Brees	49-20
3.	Ben Roethlisberger	46-19
4.	Aaron Rodgers	45-23

• In the Ravens' last 42 regular season wins (dating back to 2008), Flacco has 58 TD passes and 14 INTs for a 97.5 QB rating on 752-of-1,207 passing (62.3%).

• Baltimore is 28-3 when Flacco produces at least a 95 rating (and 14-1 when he's at 110.0 or better).

• Flacco owns 27 career regular season wins at home, good for the most among NFL starting quarterbacks since 2008. Flacco is 27-5 at M&T Bank Stadium.

### MOST CONSECUTIVE STARTS BY QUARTERBACKS (Active Streaks / Regular Season)

Rk.	Player	Starts
1.	Eli Manning	119
2.	Philip Rivers	96
3.	Joe Flacco	64
4.	Tom Brady	48

## LEADER OF THE 300s

QB Joe Flacco has passed for a Ravens' record 300 yards eight times (tied) during his career, including in four games in 2011.

### 300-YARD PASSING GAMES (Ravens Single Seasons)

1.	V. Testaverde (1996)	5
2.	Joe Flacco (2011)	4
3.	Joe Flacco (2009)	3

### 300-YARD PASSING GAMES (Ravens History)

1.	Joe Flacco (2008-11)	8
	V. Testaverde (1996-97)	8
3.	Three other players	2

# PLAYER NOTES: OFFENSE

## RICE RANKS NO. 1



Two-time Pro Bowl RB Ray Rice posted a career-best and an NFL-high 2,068 yards from scrimmage in 2011, also adding a Ravens-record 15 total TDs (12 rushing and 3 receiving). Rice's 1,364 rushing yards ranked second in the NFL, while his 2,068 total yards marked the second time (2009: 2,041) that he's surpassed the 2K scrimmage yards milestone during his career.

### NFL NET YARDS FROM SCRIMMAGE (2011 Season)

Rk. Player	Yards	---Rush---		---Pass---	
		Att-Yds	TD	Rec-Yds	TD
1. Ray Rice	2,068	291-1,364	12	76-704	3
2. M. Jones-Drew	1,980	343-1,606	8	43-374	3
3. Arian Foster	1,841	278-1,224	10	53-617	2

### NFL RUSHING YARDS LEADERS (2011 Season)

Rk. Player	Att.	Yards	Avg.	LG	TDs
1. Maurice Jones-Drew	343	1,606	4.7	56	8
2. Ray Rice	291	1,364	4.7	70t	12
3. Michael Turner	301	1,340	4.5	81t	11

## RICE & FAULK: NFL ELITE

In 2011, Pro Bowl RB Ray Rice became just the second player in NFL history to post multiple 1,000-yard rushing/700-yard receiving seasons (also in 2009), joining Hall of Famer Marshall Faulk, who did it an impressive four times (1998-2001).

## RB RECEIVING RECORDS

Ray Rice is the Ravens' all-time receiving leader by a RB (250 for 2,235) and has 6 of the top 10 receiving days by a RB in team history. In 2011, he had a team-high 76 catches for a career-high 704 yards.

### RECEIVING YARDS BY A RUNNING BACK (Ravens Single-Game History)

Rk. Player	Game/Date	Yards	Rec.	Avg.
1. Ray Rice	10/18/09 at Min.	117	10	11.7
2. Jamal Lewis	12/08/02 vs. NO	108	4	27.0
3. Priest Holmes	10/11/98 vs. Ten.	98	13	7.5
4. Ray Rice	11/7/10 vs. Mia.	97	7	13.9
5. Earnest Byner	10/27/96 vs. STL	96	6	16.0
6. Ray Rice	11/8/09 at Cin.	87	8	10.9
7. Ray Rice	9/25/11 at STL	83	5	16.6
8. Ray Rice	12/19/10 vs. NO	80	5	16.0
9. Ray Rice	10/11/09 vs. Cin.	74	7	10.6
10. Bam Morris	11/10/96 at Jax.	73	3	24.3

## TD PASS BY A BACK

In 2011's Week 10 game at Seattle, Ray Rice threw the second-ever Ravens TD pass by a non-QB, finding TE Ed Dickson for a 1-yard score. The last was on 11/30/08 (at Cin.) when WR Mark Clayton hit Derrick Mason (32 yards).

## RAVENS ALL-TIME RUSHING

Rk. Player	Att.	Yards	Avg.	LG	TDs
1. Jamal Lewis	1,822	7,801	4.3	82t	45
2. Ray Rice	959	4,377	4.6	70t	24
3. Willis McGahee	673	2,802	4.2	77t	31

## LEADER OF THE 100s

RB Ray Rice has compiled 33 games with at least 100 total yards from scrimmage during his career, including 31 since he became a full-time starter and earned his first Pro Bowl honors in 2009. Rice's 31 games dating back to the '09 campaign rank as the NFL's most.

### GAMES W/ 100+ TOTAL YARDS FROM SCRIMMAGE (Since 2009)

Rk. Player (Team)	100-Yard Games
1. Ray Rice (Bal.)	31
2. Maurice Jones-Drew (Jax.)	29
3. Steven Jackson (STL)	27
Chris Johnson (Ten.)	27

### RAY RICE'S TOP THREE YARDS FROM SCRIMMAGE (Career Began in 2008)

Rk. Date/Opp.	Total Yards	---Rush---	---Pass---		
		Att-Yds	TD	Rec-Yds	TD
1. 12/19/10 vs. NO	233	31-153	1	5-80	1
2. 12/13/09 vs. Det.	219	13-166	1	4-53	0
3. 12/4/11 at Cle.	214	29-204	1	2-10	0

## TOP RB TARGET

RB Ray Rice leads the NFL in receptions and receiving yards by a running back since he entered the league in 2008, amassing 250 catches for 2,235 yards. Rice owns an NFL-best (by a RB) 73 catches on third down during this time, earning 33 first downs (second only to Darren Sproles' 35 first downs on 69 third-down catches).

### NFL RECEPTIONS BY A RB (Since 2008)

1. Ray Rice (Bal.) . . . . 250
2. Matt Forte (Chi.) . . . 223
3. Darren Sproles (NO) . . 219

### NFL RECEIVING YARDS BY A RB (Since 2008)

1. Ray Rice (Bal.) . . . . 2,235
2. Darren Sproles (NO) . . 2,069
3. Matt Forte (Chi.) . . . 1,985

## THREE OF A KIND

RB Ray Rice (1,364 rushing yards and 704 receiving yards in 2011) became just the fourth NFL player since 1970 to post three straight seasons with at least 1,200 rushing yards and 500 receiving yards, joining Marshall Faulk (four from 1998-2001), Thurman Thomas (four from 1989-92) and Priest Holmes (three from 2001-03).

## NFL'S 1,000/700 CLUB

Ray Rice and Marshall Faulk are the only players in NFL history to post multiple 1,000-yard rushing/700-yard receiving seasons.

### PLAYERS WITH 1,000 RUSHING & 700 RECEIVING YARDS (Single-Season NFL History)

Player (Year)	Rushing Yards	Receiving Yards
Marcus Allen (1984)	1,168	758
William Andrews (1981)	1,301	735
Roger Craig (1985)	1,050	1,016
Marshall Faulk (2001)	1,382	765
Marshall Faulk (2000)	1,359	830
Marshall Faulk (1999)	1,381	1,048
Marshall Faulk (1998)	1,319	908
Steven Jackson (2006)	1,528	806
Ray Rice (2011)	1,364	704
Ray Rice (2009)	1,339	702
LaDainian Tomlinson (2003)	1,645	725
Brian Westbrook (2007)	1,333	771

# PLAYER NOTES: OFFENSE

## PRODUCTIVE PERFORMER



RB Ricky Williams, who joined the Ravens as a free agent during training camp, has compiled 10,009 rushing yards during his 10-year NFL career. That total ranks third most among active RBs, while his 66 rushing TDs also rank third. For his career, Williams averages 68.1 rushing yards per game and is one of just 26 players ever to reach the 10,000-yard milestone.

### NFL RUSHING YARDS / ACTIVE LEADERS

Rk.	Player	Att.	Yards	Avg.	LG	TDs
1.	LaDainian Tomlinson	3,174	13,684	4.3	85t	145
2.	Thomas Jones	2,678	10,591	4.0	71t	68
3.	<b>Ricky Williams</b>	<b>2,431</b>	<b>10,009</b>	<b>4.1</b>	<b>68t</b>	<b>66</b>
4.	Steven Jackson	2,138	9,093	4.3	59t	52
5.	Frank Gore	1,653	7,625	4.6	80t	43

## DEEP-THREAT EVANS



WR Lee Evans, who was acquired in a trade with Buffalo during the 2011 training camp, has averaged 15.8 yards per catch during his career, good for the NFL's sixth-best mark among active players. Among players with at least 375 career receptions, Evans ranks second only to Greg Jennings. In 2011, after missing seven games with an ankle injury, he posted 4 catches for 74 yards (18.5 ypc avg.).

### NFL CAREER AVERAGE YARDS PER CATCH (Active Leaders)

Rk.	Player	Rec.	Yards	Avg.	LG	TDs
1.	Devery Henderson	223	4,061	18.2	84t	19
2.	DeSean Jackson	229	4,085	17.8	91t	21
3.	Vincent Jackson	272	4,754	17.5	60	37
4.	Calvin Johnson	366	5,872	16.0	96t	49
5.	Greg Jennings	389	6,171	15.9	86t	49
6.	<b>Lee Evans</b>	<b>381</b>	<b>6,008</b>	<b>15.8</b>	<b>87t</b>	<b>43</b>

### MOST RECEIVING TDs OF 70-PLUS YARDS / SINCE 2004



Player	70-Yard TDs
Lee Evans	6
Greg Jennings	6
Terrell Owens	5

## BOASTIN' ABOUT BOLDIN



Three-time Pro Bowl WR Anquan Boldin has 707 career receptions for 9,244 yards and 54 TDs, producing 74.0 receiving yards per game, which ranks as the fourth-best mark among active players. With 887 yards in 14 games in 2011 (on 57 catches), Boldin averaged a career-best 15.6 yards per catch and registered the eighth 800-yard season of his nine-year career. Boldin missed the final two contests of the regular season with a knee injury, but returned for both playoff games.

### RECEIVING YARDS PER GAME (Active Players / Min. 50 Games)

Rk.	Player	GP	Rec.	Yards	TDs	YPG
1.	Andre Johnson	122	706	9,656	52	79.1
2.	Larry Fitzgerald	124	693	9,615	73	77.5
3.	Calvin Johnson	76	366	5,872	49	77.3
4.	<b>Anquan Boldin</b>	<b>125</b>	<b>707</b>	<b>9,244</b>	<b>54</b>	<b>74.0</b>
5.	Marques Colston	86	449	6,240	48	72.6

### Boldin Quick Hits:

- With 145 yards on 7 catches vs. Arizona in Week 8, Boldin owns 32 career 100-yard receiving games, including five as a Raven (two in 2011).
- Boldin led the Ravens with 887 receiving yards on 57 catches in 2011.

## FASTEST TO 400, 500 & 600

WR Anquan Boldin is the fastest player in NFL history to reach 400, 500 and 600 catches. In Week 13 at Cleveland, he (123 games) hit the 700 milestone, becoming the third fastest (Marvin Harrison - 114 and Andre Johnson - 120) to hit the coveted mark.

### FASTEST TO REACH 600 RECEPTIONS / NFL HISTORY

Player	Team With	No. of Games
<b>Anquan Boldin</b>	<b>Baltimore</b>	<b>98</b>
Marvin Harrison	Indianapolis	102
Andre Johnson	Houston	104
Larry Fitzgerald	Arizona	106

FASTEST TO 400		FASTEST TO 500		FASTEST TO 600	
Player	Gm	Player	Gm	Player	Gm
<b>Anquan Boldin</b>	<b>67</b>	<b>Anquan Boldin</b>	<b>80</b>	<b>Anquan Boldin</b>	<b>98</b>
Kellen Winslow Sr.	72	Larry Fitzgerald	87	Marvin Harrison	102

## TORREY TORE IT UP



In Week 11 vs. Cincy, rookie WR Torrey Smith set a Ravens' single-season and single-game record for receiving yards by a rookie, totaling a career-high 165 yards on 6 catches (27.5 avg.). In 2011, he had 50 catches for 841 yards and a Ravens' rookie-record 7 TDs. Impressively, the second-round pick owns two of the top five receiving days in team history.

### Smith Quick Hits:

- During the '11 campaign, Smith ranked 13th in the NFL with a stout 16.8 yards-per-catch average.
- Smith's 26-yard TD catch with 8 seconds remaining in Week 9 at Pit. capped a 92-yard drive and sealed the Ravens' 23-20 win.

### MOST RECEIVING YARDS (RAVENS SINGLE-GAME HISTORY)

Yds.	Player/Game (Catches)
258	Qadry Ismail @ Pit., 12/12/99 (6 rec.)
198	Derrick Alexander vs. Pit., 12/1/96 (7 rec.)
<b>165</b>	<b>Torrey Smith vs. Cin., 11/20/11 (6 rec.)</b>
164	Mark Clayton @ Cin., 11/30/08 (5 rec.)
<b>152</b>	<b>Torrey Smith at STL, 9/25/11 (5 rec.)</b>


- Impressively, 5 of his 7 TD receptions in 2011 covered at least 25 yards (74, 41, 38, 36, 26, 18 and 8 yards), and he averaged a sensational 34.4 yards-per-TD catch.

- Smith owns the Ravens' single-season (841) and single-game (165 vs. Cin. in Week 11) records for receiving yards by a rookie.
- Never before has a Ravens' wideout registered dual 150-yard receiving games in a season (165 vs. Cin. and 152 at STL).
- Smith also posted the top two receiving yards performances by a rookie in the NFL in 2011, while his 841 receiving yards ranked third among rookies (A.J. Green: 1,057 and Julio Jones: 959).
- In Week 11, Smith joined Ken Burrow (2 in 1971) and Randy Moss (3 in 1998) as the only rookies in NFL history to have multiple games with at least 150 receiving yards and a TD catch.
- In week 15 at SD, Smith broke RB Jamal Lewis' Ravens rookie record for TDs in a season when he posted his 7th score of 2011.



# PLAYER NOTES: SPECIAL TEAMS

## SOARING WITH SAM



P Sam Koch, a 2010 Pro Bowl alternate, owns a 44.2 career gross average and 38.2 career net average, both marks that rank first in Ravens history. In 2011, Koch posted a career-high and Ravens franchise-record 46.5 gross average, breaking his previous mark of 45.0 (2008 season).

### CAREER GROSS PUNTING AVG. (Ravens History)

Rk.	Player	Avg.
1.	Sam Koch	44.2
2.	Greg Montgomery	43.2
3.	Dave Zastudil	41.6

### CAREER NET PUNTING AVG. (Ravens History)

Rk.	Player	Avg.
1.	Sam Koch	38.2
2.	Greg Montgomery	37.2
3.	Kyle Richardson	35.4

## PINNING 'EM DEEP

P Sam Koch is the Ravens' all-time leader in punts inside the 20 (currently has 170 during his career). In 2010, he posted 39 boots inside the 20, which were the NFL's second most and tied for sixth best all time in league history.

### PUNTS INSIDE THE 20 (Ravens History)

Rk.	Player	In 20
1.	Sam Koch	170
2.	Kyle Richardson	128
3.	Dave Zastudil	89

### PUNTS INSIDE THE 20 (2010 NFL Season)

Rk.	Player	In 20
1.	Steve Weatherford (NYJ)	42
2.	Sam Koch (Bal.)	39
3.	Andy Lee (SF)	34

#### Koch Quick Hits:

- In 2011, Koch placed 21 punts inside the 20 while averaging a career-high 46.5 yards per boot, which ranked 10th in the NFL.
- In 2010, Koch (39) tied (Kyle Richardson, 1999) for the most single-season punts inside the 20 in Ravens history.

## KOCH AMONG BEST

Since entering the NFL in 2006, P Sam Koch's 170 punts inside the 20 rank third in the league.

### NFL PUNTS INSIDE THE 20 (Since 2006)

Rk.	Player	In 20
1.	Dustin Colquitt	178
2.	Brad Maynard	173
3.	Sam Koch	170
4.	Andy Lee	169
5.	Chris Kluwe	163

## CUNDIFF'S GAME-WINNERS

K Billy Cundiff has connected on 7 game-winning FGs during his career, including 3 as a Raven. In 2011's Week 8 30-27 victory over Arizona, he kicked a 25-yarder as time expired to clinch the win.

### CUNDIFF'S CAREER GAME-WINNERS

Date	Opp.	Yards	Final Score
10/30/11	vs. Ari.	25	30-27
10/24/10	vs. Buf.	38	37-34, OT
11/29/09	vs. Pit.	29	20-17, OT
10/11/09*	at Buf.	18	6-3
10/12/03^	vs. Phi.	28	23-21
09/15/03^	at NYG	25	35-32, OT
09/29/02^	at STL	48	13-10

**Bold with Baltimore** \* with Cleveland ^ with Dallas

## CUNDIFF'S BLASTS



K Billy Cundiff, named to his first Pro Bowl in 2010, was spectacular with his kickoffs that season, producing an NFL-best 40 touchbacks on 79 boots. In 15 games in 2011 (Cundiff missed Week 16 vs. Cleveland with a calf injury), he tied for seventh in the NFL with 44 TBs on 74 KOs (59.9%).

### NFL KICKOFF TOUCHBACKS (2011 Season)

Rk.	Player	KO	TB	Pct.	Yds.	Avg.	Ret.
1.	Thomas Morstead	104	68	65.4	6,858	65.9	36
2.	Olindo Mare	82	53	64.6	5,430	66.2	30
3.	Mason Crosby	106	49	46.2	6,910	65.2	57
4.	David Akers	92	47	51.1	6,145	66.8	45
	Matt Prater	67	47	70.1	4,405	65.7	19
6.	Jason Hanson	94	45	47.9	6,213	66.1	48
7.	Billy Cundiff	74	44	59.5	4,950	66.9	30
	Rob Bironas	76	44	57.9	4,951	65.1	30

#### Cundiff Quick Hits:

- Dating back to 2010, Cundiff owns an NFL-best 84 touchbacks.
- In 2011's Week 6 win vs. Houston, Cundiff set a Ravens' single-game record with 7 touchbacks.
- Additionally vs. Houston, Cundiff set the Ravens' all-time franchise record with the 64th TB of his Baltimore career, breaking the previous mark held by Matt Stover (60 on 672 KOs). (Cundiff owns 85 TBs as a Raven.)

## CUNDIFF BY THE NUMBERS

# 14/14

Field goals made and attempted in the fourth quarter since K Billy Cundiff's 2010 Pro Bowl season.

# 41/45

Field goals made and attempted from 49 yards and in since 2010, good for a 91.1% success rate.

# 51

Yards Cundiff kicked a FG in Week 9 at Pittsburgh, just 1 of 4 50-plus FGs in the history of Heinz Field and the second-longest there ever (Jeff Reed, 52 yards).

# 122

Points Cundiff amassed in 2011, recording a career-high and besting the previous mark of 117 from 2010.

## STEADY FORCE

Since K Billy Cundiff earned Pro Bowl honors for the Ravens in 2010, he has compiled the NFL's sixth-most points (239, tied with John Kasay). In 2011, Cundiff recorded a career-high 122 points, tying Matt Stover (2008) for the third most in franchise history.

### NFL KICKING POINTS LEADERS (Since 2010)

Rk.	Player (Year)	---FG---		---PAT---		Total Pts
		M	A	M	A	
1.	David Akers	76	90	81	81	309
2.	Sebastian Janikowski	64	76	79	79	271
3.	Neil Rackers	59	68	82	83	259
4.	Matt Bryant	55	60	89	89	254
5.	Mason Crosby	46	56	114	115	252
6.	Billy Cundiff	54	66	77	77	239
	John Kasay	53	63	80	80	239

# PLAYOFF HISTORY / NOTES

## TURNOVER TABLE

In their postseason history, the Ravens have dominated the turnover battle, registering a +19 mark in 17 games. The Ravens are 10-2 all time in the playoffs when posting a positive turnover ratio.

**RAVENS PLAYOFF TURNOVER TABLE**  
(All-Time Postseason Play)

Date	Game	+/-	Result
12/31/00	Wild Card vs. Denver	+1	W
01/07/01	Divisional at Tennessee	+1	W
01/14/01	AFC Championship at Oakland	+3	W
01/28/01	Super Bowl XXXV vs. NY Giants	+5	W
01/13/02	Wild Card at Miami	+2	W
01/20/02	Divisional at Pittsburgh	-3	L
01/03/04	Wild Card vs. Tennessee	+1	L
01/13/07	Divisional vs. Indianapolis	-2	L
01/04/09	Wild Card at Miami	+4	W
01/10/09	Divisional at Tennessee	+3	W
01/18/09	AFC Championship at Pittsburgh	-3	L
01/10/10	Wild Card at New England	+2	W
01/16/10	Divisional at Indianapolis	-3	L
01/09/11	Wild Card at Kansas City	+3	W
01/15/11	Divisional at Pittsburgh	-1	L
01/15/12	Divisional vs. Houston	+4	W
01/22/12	AFC Championship at New England	+2	L
<b>Totals</b>		<b>+19</b>	<b>10-7</b>

**MOST TURNOVERS FORCED / POSTSEASON**  
(Since 2000)

Rk.	Team	G	TO	INT	Fum.
1.	Baltimore Ravens	17	49	34	15
2.	New England Patriots	22	44	28	16
3.	Indianapolis Colts	18	34	21	13
4.	Pittsburgh Steelers	18	32	20	12

## RAVENS PLAYOFF TRENDS

Category	All Time	2011
vs. AFC	9-7	1-1
vs. NFC (Giants: Super Bowl XXXV)	1-0	0-0
Home	2-2	1-0
Away	7-5	0-1
Leading at Halftime	8-2	1-0
Trailing at Halftime	0-5	0-1
Tied at Halftime	2-0	0-0
Leading After 3 Quarters	8-1	1-1
Tied After 3 Quarters	2-1	0-0
Trailing After 3 Quarters	0-5	0-0
Decided by 7 Points or Less	2-2	1-1
Decided By 3 Points or Less	1-2	0-1
When Scoring First	5-0	0-0
When Not Scoring First	5-7	1-1
Positive or Even Turnover Ratio	10-2	1-1
Negative Turnover Ratio	0-5	0-0
Winning or Even Penalty Ratio	8-2	1-0
Losing Penalty Ratio	2-5	0-1
With a 100-Yard Rusher	4-0	0-0
With a 100-Yard Receiver	1-1	0-1
Without a 100-Yard Rusher	6-7	1-1
Without a 100-Yard Receiver	9-6	1-0
When Allowing a 100-Yard Rusher	1-0	1-0
When Not Allowing a 100-Yard Rusher	9-7	0-1
When Allowing a 100-Yard Receiver	2-0	1-0
When Not Allowing a 100-Yard Receiver	8-7	0-1
With a 300-Yard Passer	0-1	0-1
Without a 300-Yard Passer	10-6	1-0
Allowing a 300-Yard (net) Passer	0-0	0-0
Not Allowing a 300-Yard (net) Passer	10-7	1-1

## STOUT PLAYOFF "D"

In their 17 all-time playoff games, the Ravens have only allowed 170.4 passing yards and 85.6 rushing yards per contest. Baltimore's 256.0 net yards allowed per game since 2000 (minimum five games) rank as the NFL's best mark during this span.

**TOP DEFENSIVE POSTSEASON RANKINGS**  
(Min. Five Games / Since 2000)

TOTAL NET YARDS (Fewest Allowed)	PASSING YARDS (Fewest Allowed)	RUSHING YARDS (Fewest Allowed)
1. Baltimore . . . 256.0	1. Tampa Bay . . . 169.6	1. Tennessee . . . 67.6
2. Tampa Bay . . . 259.6	2. Baltimore . . . 170.4	2. Pittsburgh . . . 76.7
3. Tennessee . . . 278.0	3. Philadelphia . . 185.4	3. Baltimore . . . 85.6

## STINGY DEFENSE

The Ravens have allowed 14.0 points per game in postseason play, the NFL's best playoff mark ever. Limiting the Chiefs to only 7 points in the 2010 Wild Card win (1/9/11), it marked the eighth playoff game Baltimore has allowed 10-or-fewer points since 2000. Amazingly, no other team has more than four such games over this span.

**NFL POSTSEASON SCORING DEFENSE**  
(Since 1970 Merger / Min. Five Games)

Rk.	Team	G	Pts	Pts/Gm
1.	Baltimore Ravens	17	238	14.0
2.	Washington Redskins	33	530	16.1
3.	New York Giants	31	544	17.5

## PLAYOFF PICKS

In 17 playoff games, the Ravens' "D" has forced 34 INTs, including 22 thefts in their last 11 postseason contests. Baltimore's 34 INTs rank as the most in NFL postseason play since 2000, while the 591 INT return yards also stand first.

**NFL POSTSEASON INTs LEADERS**  
(Since 2000)

Rk.	Team	INTs	Yards	TDs	Games
1.	Baltimore Ravens	34	591	4	17
2.	New England Patriots	28	448	5	22
3.	Indianapolis Colts	21	289	1	18

### INTs Quick Hit:

• The Ravens forced 5 INTs (3 vs. Hou. and 2 at NE) during the 2011 playoffs, producing their eighth and ninth playoff games, respectively, with multiple picks in franchise postseason history.

## STUFFING THE RUN


Baltimore has allowed one 100-yard rusher in the playoffs (Houston's Arian Foster, 132 yards on 1/15/12), holding opposing RBs under the century mark in 16 of 17 contests. The Ravens have permitted just 85.6 rushing yards per contest in 16 playoff games, ranking as the lowest playoff average since the 1970 merger.

**LOWEST POSTSEASON OPPONENT RUSHING YARDS**  
(Since 1970 Merger / Min. Five Games)

Rk.	Team	G	Att.	Yards	YPG
1.	Baltimore Ravens	17	452	1,455	85.6
2.	Pittsburgh Steelers	53	1,430	4,963	93.6
3.	Tennessee Titans	28	732	2,695	96.3

# PLAYOFF HISTORY / NOTES

## ONLY PLAYOFF QB: FIRST FOUR



Joe Flacco is the first starting QB in NFL history (since 1970 merger) to make the playoffs in each of his first four seasons and also the first to win a playoff game in each of those years. Flacco has compiled five playoff victories since 2008, tied for the second most by a QB over the first four years of a career.

### MOST PLAYOFF WINS BY A STARTING QB / FIRST FOUR SEASONS (Since 1970 Merger)

Quarterback	Seasons	Playoff Wins/Record
Tom Brady	2000-03	6-0
<b>Joe Flacco</b>	<b>2008-11</b>	<b>5-4</b>
Ben Roethlisberger	2004-07	5-2
Kurt Warner	1998-2001	5-2

## PLAYOFF SACK ARTIST



OLB Terrell Suggs has posted 10 sacks in 11 career playoff games, including a team-high 5 during the 2010 playoffs. Dating back to 2008, Suggs' 10 QB drops rank first in NFL postseason play, while his 69 yards lost also stand No. 1.

### NFL POSTSEASON SACKS LEADERS (Since 2008)

Rk.	Players	Sacks	Yards
1.	<b>Terrell Suggs (Bal.)</b>	<b>10.0</b>	<b>69.0</b>
2.	LaMarr Woodley (Pit.)	9.0	48.0
3.	James Harrison (Pit.)	5.0	34.0
4.	Clay Matthews (GB)	4.5	31.5

### Suggs Quick Hits:

- Suggs' 10 career playoff sacks rank first in Ravens franchise history. (Michael McCrary is second with 6.)
- In the 2010 Divisional game at Pittsburgh (1/15/11), Suggs produced a postseason career-high 3 sacks, including 1 FF that was recovered by DE Cory Redding and returned for a touchdown.

## RUSH OF SUCCESS



On the first play from scrimmage in 2009's Wild Card win at New England (1/10/10), RB Ray Rice ran for an 83-yard TD, the second-longest run in NFL postseason history. His jolt was the longest in Ravens playoff history, while he also tallied a Ravens' playoff-record 159 rushing yards and 2 TDs on 22 carries.

### LONGEST POSTSEASON RUNS (Since 1970 Merger)

Rk.	Player	Date/Opp.	Rush Long
1.	Fred Taylor (Jax.)	1/15/00 vs. Mia.	90t
2.	<b>Ray Rice (Bal.)</b>	<b>1/10/10 at NE</b>	<b>83t</b>
3.	Charlie Garner (Oak.)	1/12/02 vs. NYJ	80t

### RAVENS MOST RUSHING YARDS (Single-Game Playoff Highs)

Rk.	Player	Date/Opp.	Att.	Yds.	Avg.	TD
1.	<b>Ray Rice</b>	<b>1/10/10 at NE</b>	<b>22</b>	<b>159</b>	<b>7.2</b>	<b>2</b>
2.	Jamal Lewis	12/31/00 vs. Den.	30	110	3.7	2
3.	Terry Allen	1/13/02 at Mia.	25	109	4.4	1

## PLAYOFF BALLHAWK



S Ed Reed owns 8 INTs in 11 playoff games, including 1 theft in the 2011 Divisional victory over Houston (1/15). The 8 career INTs rank as the most among active NFL players and tie (Lester Hayes) for second most all time (record is 9 by three different players). Reed's 162 return yards stand fourth all time.

### POSTSEASON INTERCEPTION LEADERS (Active Players)

Rk.	Player	INTs	Yards	TDs	Games
1.	<b>Ed Reed</b>	<b>8</b>	<b>162</b>	<b>1</b>	<b>11</b>
2.	Asante Samuel	7	227	4	19
3.	Antoine Bethea	4	52	0	10
	Brian Dawkins	4	75	0	18

## TOP PLAYOFF PERFORMERS

### WR ANQUAN BOLDIN

G	Rec.	Yds	Avg.	LG	TDs	1st	25+
7	30	426	14.2	71t	3	17	6

- In the 2011 AFC Championship at New England (1/22/12), he caught 6 passes for game-high 101 yards, including a long of 37.

- In the 2011 Divisional win vs. Houston (1/15/12), Boldin had 4 catches for a team-high 73 yards, posting a 10-yard TD reception.

### QB JOE FLACCO

Record	Att.	Cmp.	Pct.	Yds	TDs	INT	Rate
5-4	247	134	54.3	1,532	8	8	70.4

- In the 2011 AFC Championship at New England (1/22/12), Flacco was 22-of-36 for 306 yards, 2 TDs and 1 INT, posting a 95.4 rating.

### LB RAY LEWIS

G	TT	Solo	AS	INT	TD	FF	FR	Sk-Yds	PD
17	185	117	68	2-54	1	6	1	2-17	13

- Lewis is tied with Neil Smith for the most career FFs in NFL postseason history.

- Lewis made 11 tackles (6 solo) and had 4 PD en route to Super Bowl XXXV MVP honors when the Ravens topped the New York Giants, 34-7, on 1/28/01.

- Lewis had his highest postseason tackle total with 23 stops (13 solo) in the Ravens' Divisional loss to the Colts on 1/13/07.

### S ED REED

G	TT	Solo	AS	INT	TD	FF	FR	Sk-Yds	PD
11	35	29	6	8-162	1	0	1	0-0	17

- Reed's 8 playoff INTs are the most among all active players.

### RB RAY RICE

G	Att.	Yds	Avg.	LG	TDs	1st	10+
8	107	444	4.1	83t	3	12	6

- Rice ran for a playoff team-record 159 yards and 2 TDs on 22 carries (7.2 avg.) in the '09 Wild Card win at NE (1/10/10), spurring the Ravens' 234-yard rushing output (most in team history).

- Rice also has 29 catches for 208 yards and 1 TD in the postseason.

### OLB TERRELL SUGGS

G	TT	Solo	AS	INT	TD	FF	FR	Sk-Yds	PD
11	54	43	11	0-0	0	3	2	10-69	1

- Suggs is the Ravens' all-time playoff sack leader and also owns the NFL's most postseason sacks (10) since 2008.

# 2011 PLAYOFF RECAPS / NOTES

## AFC TITLE: NE 23, BAL. 20

The Ravens' Super Bowl hopes came to a devastating end in New England with a 23-20 loss in the AFC Championship game. It came down to Baltimore's final drive in the fourth quarter, when the Ravens had a chance to win or tie the game. But, a QB Joe Flacco-to-WR Lee Evans pass fell incomplete, and K Billy Cundiff's last-second 32-yard FG attempt sailed wide left, sealing the victory for New England. The Patriots opened the scoring with a 29-yard K Stephen Gostkowski FG on their second drive of the first quarter. On New England's next possession, CB Lardarius Webb intercepted QB Tom Brady, and the Ravens tied the game early in the second quarter with a 20-yard FG. The Pats answered with a 7-yard RB BenJarvus Green-Ellis TD run, but on their next possession, the Ravens tied the game again with a 6-yard Flacco-to-TE Dennis Pitta TD. The Patriots led 13-10 at the half after the Ravens held them to another Gostkowski FG (35). The Patriots settled again for a 24-yard FG on New England's opening drive of the third quarter, making the score 16-10. Baltimore took the lead (17-16) for the first time in the game when WR Torrey Smith caught a Flacco pass and raced 29 yards down the sideline and dove for the pylon. Baltimore forced a fumble on the ensuing kickoff and capitalized with a 39-yard FG, making the score 20-16. But, Brady, who was intercepted twice, dove on a fourth-and-inches play at the goal-line in the fourth quarter making the score 23-20, which ended up being the final margin.

## AFC TITLE NOTES AT PATRIOTS

### FRANCHISE RECORD FOR "O"

- The Ravens set a playoff franchise record with 398 yards of total offense against the Patriots. Baltimore's 282 net passing yards also rank as a Ravens' postseason record.

### FLACCO'S FINE DAY

- QB Joe Flacco posted a playoff franchise-record 306 passing yards, the first 300-yard game in team postseason history. Flacco's 2 passing TDs also tied a Ravens' playoff mark, matching his 2 scores on 1/15/12 vs. Hou. (Div.) and 1/9/11 at KC (WC).

### BOLDIN HITS 100

- WR Anquan Boldin registered the second 100-yard receiving game in Ravens postseason history, posting 101 yards on 6 catches. TE Todd Heap (10 catches for 108 yards) owns the other "100" (1/9/11 at KC - WC).

### RICE ALL-TIME PLAYOFF LEADER

- RB Ray Rice became the Ravens' all-time postseason rushing leader. Rice has 444 ground yards on 107 attempts (4.1 avg.) in eight playoff games. Rice also became the Ravens' all-time postseason yards from scrimmage leader, posting 652 (444 rushing and 208 receiving) in eight playoff games.

### ROOKIE NOTCHES PICK

- CB Jimmy Smith recorded his 1st-career postseason INT on a spectacular shoe-string grab in the end zone, returning it 39 yards.

### WEBB LEADS PASS "D"

- CB Lardarius Webb tallied his 3rd INT of the playoffs, tying Duane Starks (2000) for the most picks by a Raven in a single postseason. Webb's 3 INTs were the most in NFL postseason play since Green Bay's Tramon Williams had 3 in four games in 2010.

### "D" STUFFS BRADY

- Patriots QB Tom Brady was held to the second-lowest passer rating of his playoff career (21 games), posting a 57.5 mark on 22-of-36 passing for 239 yards, 0 TDs and 2 INTs. His lowest QB rating ever also came against the Ravens in the 2009 Wild Card (49.1).

## DIVISIONAL: BAL. 20, HOU. 13

The Ravens forced 4 Houston turnovers, jumped to a 17-3, first-quarter lead and won, 20-13, at M&T Bank Stadium in a Divisional Round showdown. Baltimore, winners of the AFC North, turned two first-quarter Houston turnovers into touchdowns on its way to topping the AFC South champions. After the Texans took a 3-0 lead on a 40-yard K Neil Rackers' field goal - set up by S Danieal Manning's game-opening 60-yard kickoff return - the Ravens scored 17 consecutive points. CB Jimmy Smith's fumble recovery of WR Jacoby Jones' attempted punt return gave the Ravens the ball at the Texans' 2-yard line. QB Joe Flacco then hit TE Kris Wilson with a 1-yard TD toss. After a 48-yard K Billy Cundiff FG, CB Lardarius Webb stole a QB T.J. Yates pass at the Houston 34. Flacco followed with a 10-yard TD to WR Anquan Boldin for the 17-3 lead. The Texans made it 17-13 at the half after scoring twice in the second quarter: Rackers' 33-yard FG and a 1-yard RB Arian Foster TD. Cundiff's 44-yard FG provided the final margin in the fourth quarter. A Texans' comeback was stopped with 1:51 left in the game on S Ed Reed's interception. Webb grabbed 2 INTs, as the Ravens held Yates to a 28.8 QB rating (17-of-35 for 184 yards with 3 INTs.) Flacco was 14-of-27 for 176 (97.1 rating). Foster was impressive, rushing 27 times for 132 yards, while Texans WR Andre Johnson caught 8 passes for 111 yards.

## DIVISIONAL NOTES VS. TEXANS

### NO PENALTIES A FRANCHISE FIRST

- For the first time in franchise history (both regular season and postseason play), the Ravens did not commit a penalty.

### TURNOVER BATTLE KEY

- Forcing 4 turnovers by the Texans (3 INTs and 1 FR), the Ravens did not surrender a give-away to finish +4. Baltimore upped its record to 10-1 in the playoffs when posting a positive turnover ratio.

### GOOD TO BE HOME

- Baltimore won its first playoff game at home since 12/31/00 vs. Denver when the Ravens kicked off their Super Bowl run. The playoff victory marked the Ravens' 11th-consecutive win at home and the 19th in their last 20 contests at M&T Bank Stadium.

### WEBB TIES RECORD WITH 2 INTS

- CB Lardarius Webb tied a Ravens' postseason record with his 2 INTs. He joined S Ed Reed and CB Duane Starks as the only Ravens who have posted 2 picks in a playoff game.

### BOLD AFTER THE BYE

- Under head coach John Harbaugh (since 2008), the Ravens are now 5-0 when coming off a bye week. Following a Week 5 bye in 2011 (10/16), Baltimore also beat the Texans, 29-14.

### SUCCESS IN THE FIRST

- During the 2011 regular season, the Texans allowed an NFL-low 39 total points in the first quarter. In this game, Baltimore scored 17 points in the opening frame, posting the highest total against Houston in the first quarter all season.

### RAVENS "100" STREAK ENDS

- Baltimore entered the game having held opposing RBs under the century mark in 15 straight playoff contests. RB Arian Foster broke that streak, gaining 132 yards (27 carries). Baltimore's streak had been the NFL's third-longest active (Pit. - 18 & Was. - 17).

### RECORD-SETTING ATTENDANCE

- The game's attendance of 71,547 is the largest crowd in Baltimore football history, topping the 71,502 set on 12/14/08 vs. Pit.



# RAVENS POSTSEASON HISTORY

## DIVISIONAL PLAYOFF Steelers 31, Ravens 24

Sat., Jan. 15, 2011  
Heinz Field

	1	2	3	4	Total
Baltimore	14	7	0	3	24
Pittsburgh	7	0	14	10	31

### FINAL INDIVIDUAL LEADERS

#### BALTIMORE

Rushing	ATT	YDS	AVG	LG	TD			
R. Rice	12	32	2.7	14	1			
Passing	ATT	CMP	YDS	SK/YD	TD	LG	IN	RT
J. Flacco	30	16	125	5/34	1	21	1	61.1
Receiving	NO	YDS	AVG	LG	TD			
R. Rice	7	32	4.6	8	0			

#### PITTSBURGH

Rushing	ATT	YDS	AVG	LG	TD			
R. Mendenhall	20	46	2.3	14	2			
Passing	ATT	CMP	YDS	SK/YD	TD	LG	IN	RT
B. Roethlisberger	32	19	226	6/34	2	58	0	101.8
Receiving	NO	YDS	AVG	LG	TD			
H. Miller	5	39	7.8	13	1			

The Ravens had their playoff run stopped in Pittsburgh with a 31-24 loss to the division rival Steelers. Three third-quarter turnovers proved too costly, and Baltimore couldn't convert a crucial fourth-down pass late in the fourth quarter, sealing the victory for Pittsburgh. After a RB Rashard Mendenhall 1-yard TD run on the Steelers' opening possession, the Ravens scored 21 unanswered points for a 21-7 halftime lead. RB Ray Rice opened the scoring for Baltimore with a 14-yard rushing TD, the third-longest run against Pittsburgh all year. Two plays later, QB Ben Roethlisberger was dropped by OLB Terrell Suggs, who had 3 sacks, and fumbled. The ball was thought to be an incomplete pass, but no whistle blew, and DE Cory Redding picked up the football and ran untouched into the end zone. The Ravens capitalized on another fumble in the second quarter, when LB Dannell Ellerbe popped Mendenhall on Pittsburgh's 16-yard line, and S Ed Reed recovered. That led to a 4-yard pass from QB Joe Flacco to TE Todd Heap for a score. The Ravens nearly took a fourth-quarter lead when CB/RS Lardarius Webb returned a punt 55 yards for a TD, but it was called back by a holding penalty on WR Marcus Smith. Baltimore had to settle for a 24-yard Billy Cundiff FG to knot the score again. Pittsburgh connected for a 58-yard pass play on third-and-19 late in the fourth, which led to the game-winning Mendenhall TD.

## WILD CARD PLAYOFF Ravens 30, Chiefs 7

Sun., Jan. 9, 2011  
New Arrowhead Stadium

	1	2	3	4	Total
Baltimore	3	7	13	7	30
Kansas City	7	0	0	0	7

### FINAL INDIVIDUAL LEADERS

#### BALTIMORE

Rushing	ATT	YDS	AVG	LG	TD			
R. Rice	17	57	3.4	14	0			
Passing	ATT	CMP	YDS	SK/YD	TD	LG	IN	RT
J. Flacco	34	25	265	4/17	2	28	0	115.4
Receiving	NO	YDS	AVG	LG	TD			
T. Heap	10	108	10.8	21	0			

#### KANSAS CITY

Rushing	ATT	YDS	AVG	LG	TD			
J. Charles	9	82	9.1	41	1			
Passing	ATT	CMP	YDS	SK/YD	TD	LG	IN	RT
M. Cassel	18	9	70	3/17	0	22	3	20.4
Receiving	NO	YDS	AVG	LG	TD			
D. McCluster	4	17	4.3	8	0			

The Ravens beat the host Chiefs, 30-7, in the Wild Card Playoff round at New Arrowhead Stadium. Baltimore's offense set team playoff marks for total yards (390), passing yards (248) and first downs (26), while the defense turned over Kansas City five times, limiting the Chiefs to just 161 yards and 1-of-8 on third down. After taking a 3-0, first-quarter lead, the Ravens fell behind (7-3) on a 41-yard RB Jamaal Charles touchdown sprint. Baltimore took a 10-7 halftime lead when RB Ray Rice caught a 9-yard TD pass from QB Joe Flacco with 19 seconds left in the second quarter. K Billy Cundiff added 2 more FGs (29 and 29 yards), and Flacco threw a 4-yard TD toss to WR Anquan Boldin for a 23-7, third-quarter advantage. RB Willis McGahee added a 25-yard TD run in the fourth quarter for the Ravens' final TD. TE Todd Heap was spectacular, catching a career-high 10 passes (108 yards). Boldin and Rice each caught 5 passes, helping Flacco complete 25 of 34 for 265 yards, 2 TDs and a 115.4 QB rating. The Ravens became the NFL's only team to advance to the Divisional round and win a playoff game each of the last three seasons. Baltimore allowed the third-fewest total yards (161) in franchise postseason history, while the 53 net passing yards allowed set a Ravens' record (14th fewest in NFL postseason history). The Ravens' 5 take-aways also tied a team playoff record. Baltimore held the ball for 41:44 in the victory.

## DIVISIONAL PLAYOFF Colts 20, Ravens 3

Sat., Jan. 16, 2010  
Lucas Oil Stadium

	1	2	3	4	Total
Baltimore	3	0	0	0	3
Indianapolis	3	14	0	3	20

### FINAL INDIVIDUAL LEADERS

#### BALTIMORE

Rushing	ATT	YDS	AVG	LG	TD			
R. Rice	13	67	5.2	20	0			
Passing	ATT	CMP	YDS	SK/YD	TD	LG	IN	RT
J. Flacco	35	20	189	1/6	0	27	2	48.4
Receiving	NO	YDS	AVG	LG	TD			
R. Rice	9	60	6.7	26	0			

#### INDIANAPOLIS

Rushing	ATT	YDS	AVG	LG	TD			
J. Addai	11	23	2.1	7	0			
Passing	ATT	CMP	YDS	SK/YD	TD	LG	IN	RT
P. Manning	44	30	246	2/13	2	20	1	87.9
Receiving	NO	YDS	AVG	LG	TD			
R. Wayne	8	63	7.9	12	1			

The Ravens' playoff run came to a halt at Lucas Oil Stadium in Indianapolis with a 20-3 defeat to the Colts. Baltimore turned the ball over 4 times, including 2 INTs by Joe Flacco and 2 costly fumbles. The game was tied at 3 until late in the 2nd quarter, but future Hall of Fame QB Peyton Manning drove the Colts and scored on a 10-yard TD pass to rookie WR Austin Collie just before the 2-minute warning. The Ravens went 3-and-out in the next series, which gave Manning enough time to maneuver 64 yards on 8 plays for another 7 points. That score came on a 2nd TD toss, this time to WR Reggie Wayne (3 yards) with 3 seconds remaining, giving the Colts a 17-3 halftime lead. After the Colts opened the game on an opening-drive FG by former Ravens K Matt Stover (44 yards), current Ravens K Billy Cundiff connected on his only FGA (25 yards) on Baltimore's 1st possession of the game, tying the contest at 3. Neither team could score on their next few drives, until the Manning-to-Collie TD near the end of the 2nd quarter. In the 2nd half, the Ravens were unable to move the ball well against a formidable Colts' defense. A 4th-quarter RB Ray Rice fumble and 2 Flacco INTs in Baltimore's final 2 possessions sealed the Ravens' fate. The Ravens' 5th-ranked rush defense held the Colts to 42 rushing yards in the loss. S Ed Reed recorded his 7th INT in 7 career postseason games when he picked off Manning in the 3rd quarter.



# RAVENS POSTSEASON HISTORY

## WILD CARD PLAYOFF

**Ravens 33, Patriots 14**

Sun., Jan. 10, 2010

Gillette Stadium

	1	2	3	4	Total
Baltimore	24	0	3	6	33
New England	0	7	7	0	14

RB Ray Rice ran 83 yards for a touchdown on the 1st play from scrimmage, and the Ravens never looked back in the 33-14 Wild Card victory at New England. And that wasn't all that Baltimore did in the 1st quarter of its one-sided thumping of the Patriots. Three QB Tom Brady turnovers helped the Ravens push to a 24-0, 1st-period lead. Brady's 1st miscue came when OLB Terrell Suggs stripped the Pats' QB of the ball and recovered the fumble, which led to a FB Le'Ron McClain 1-yard TD. CB Chris Carr then intercepted Brady, setting up Rice's 2nd TD (1-yard rush). S Ed Reed intercepted another Brady pass that was followed by a 27-yard Billy Cundiff field goal. A misplayed punt in the 2nd quarter gave the Patriots the start of their lone 1st-half TD (Brady to WR Julian Edelman, 6 yards). Another Brady INT set up a 3rd-quarter Cundiff FG (23 yards). A 2nd Brady-to-Edelman TD (1 yard) made the score 27-14 after 3 quarters. RB Willis McGahee finished the scoring with a 3-yard TD in the final period. The Ravens rushed 52 times for 234 yards, including 159 (22 carries) by Rice. QB Joe Flacco threw just 10 passes, completing 4. Brady, who was sacked 3 times, was 23-of-42 for 154 yards with a lost fumble and 3 INTs. The Ravens' victory over New England was the Pats' 1st postseason loss at home since 1978, snapping a streak of 11 consecutive playoff wins at home.

### FINAL INDIVIDUAL LEADERS

#### BALTIMORE

Rushing	ATT	YDS	AVG	LG	TD			
R. Rice	22	159	7.2	83	2			
Passing	ATT	CMP	YDS	SK/YD	TD	LG	IN	RT
J. Flacco	10	4	34	0/0	0	17	1	10.0
Receiving	NO	YDS	AVG	LG	TD			
M. Clayton	1	17	17.0	17	0			

#### NEW ENGLAND

Rushing	ATT	YDS	AVG	LG	TD			
K. Faulk	14	52	3.7	9	0			
Passing	ATT	CMP	YDS	SK/YD	TD	LG	IN	RT
T. Brady	42	23	154	3/22	2	24	3	49.1
Receiving	NO	YDS	AVG	LG	TD			
J. Edelman	6	44	7.3	24	2			

## AFC CHAMPIONSHIP

**Steelers 23, Ravens 14**

Sun., Jan. 18, 2009

Heinz Field

	1	2	3	4	Total
Baltimore	0	7	0	7	14
Pittsburgh	6	7	3	7	23

It was a battle of the NFL's top 2 defenses, and Baltimore fought through multiple injuries. S Daren Stone suffered a concussion on the opening kickoff, but returned in the 2nd half. CBs Frank Walker (dislocated shoulder) and Corey Ivy both left briefly before returning. However, RB Willis McGahee was carted off in the 4th quarter because of a helmet-to-helmet shot from S Ryan Clark. After not committing a TO in his 1st 2 playoff games, QB Joe Flacco threw 3 INTs and lost a fumble. Pittsburgh took a 13-0 lead on 2 Jeff Reed FGs and a 65-yard TD pass from QB Ben Roethlisberger to WR Santonio Holmes. S Jim Leonhard returned a punt 45 yards to the Steelers' 17, which – along with a pass interference call in the end zone – set up McGahee's 3-yard TD run in the 2nd quarter. After another Reed FG, McGahee pulled the Ravens within 2 (16-14 in the 4th quarter) with his 2nd TD. A botched punt from Pittsburgh's P Mitch Berger gave Baltimore the ball at midfield, and another end zone pass interference call led to McGahee's 1-yard TD run. On their ensuing series, the Ravens drove for a go-ahead score, but S Troy Polamalu jumped in front of WR Derrick Mason with 4:24 left and raced 40 yards to paydirt with Flacco's 2nd INT. His last INT – on an attempt over the middle to RB Ray Rice – sealed the outcome with 1:11 remaining.

### FINAL INDIVIDUAL LEADERS

#### BALTIMORE

Rushing	ATT	YDS	AVG	LG	TD			
W. McGahee	20	60	3.0	14	2			
Passing	ATT	CMP	YDS	SK/YD	TD	LG	IN	RT
J. Flacco	30	13	141	3/16	0	22	3	18.2
Receiving	NO	YDS	AVG	LG	TD			
R. Rice	3	43	14.3	22	0			

#### PITTSBURGH

Rushing	ATT	YDS	AVG	LG	TD			
W. Parker	24	47	2.0	7	0			
Passing	ATT	CMP	YDS	SK/YD	TD	LG	IN	RT
B. Roethlisberger	33	16	255	4/32	1	65	0	84.8
Receiving	NO	YDS	AVG	LG	TD			
H. Miller	3	62	20.7	30	0			

## DIVISIONAL PLAYOFF

**Ravens 13, Titans 10**

Sat., Jan. 10, 2009

LP Field

	1	2	3	4	Total
Baltimore	7	0	0	6	13
Tennessee	7	0	0	3	10

Two fierce defenses were featured in this hard-fought battle. It wasn't until K Matt Stover's 43-yard FG with :53 left that the outcome was decided. To get there, QB Joe Flacco, who became the NFL's 1st rookie QB to win 2 playoff games, led a 9-play, 51-yard drive to set up the clinching kick. On their 1st drive, Titans Pro Bowl RB Chris Johnson took a short pass from Kerry Collins in the left flat for a 28-yard gain. Johnson then scored on an 8-yard TD run. On the ensuing series, Flacco hit WR Derrick Mason for a 48-yard TD bomb. Just before the 1st half ended, Tennessee marched to the Ravens' 22-yard line, but RB LenDale White was stripped by LB Jarret Johnson, and the Ravens recovered. The Titans tried a 51-yard FG on 4th down instead of punting in the 3rd, and K Rob Bironas pushed it WL. In the 4th, Stover hit a 21-yard FG to make it 10-7. Later, Titans TE Alge Crumpler fumbled on the Ravens' 6-yard line. Tennessee tied the game again after stopping the Ravens and then scored on Bironas' 27-yard FG. The Ravens made the most of their last possession. Flacco completed a 23-yard pass to TE Todd Heap on a critical 3rd-and-2. RB Willis McGahee then made an 11-yard run, and Flacco found WR Mark Clayton for 8 yards to pull within Stover's range. With less than 1:00 remaining, Collins completed 1 pass, but his last 3 attempts fell to the turf.

### FINAL INDIVIDUAL LEADERS

#### BALTIMORE

Rushing	ATT	YDS	AVG	LG	TD			
W. McGahee	12	32	2.7	11	0			
Passing	ATT	CMP	YDS	SK/YD	TD	LG	IN	RT
J. Flacco	22	11	161	0/0	1	48	0	89.4
Receiving	NO	YDS	AVG	LG	TD			
D. Mason	5	78	15.6	48	1			

#### TENNESSEE

Rushing	ATT	YDS	AVG	LG	TD			
C. Johnson	11	72	6.5	32	1			
Passing	ATT	CMP	YDS	SK/YD	TD	LG	IN	RT
K. Collins	42	26	281	1/6	0	28	1	71.6
Receiving	NO	YDS	AVG	LG	TD			
J. Gage	10	135	13.5	24	0			



# RAVENS POSTSEASON HISTORY

## WILD CARD PLAYOFF Ravens 27, Dolphins 9

Sun., Jan. 4, 2009  
Dolphin Stadium

	1	2	3	4	Total
Baltimore	3	10	7	7	27
Miami	3	0	0	6	9

The Ravens forced 5 turnovers from the Dolphins, who had tied an NFL record with only 13 giveaways in 2008. S Ed Reed snared 2 INTs from QB Chad Pennington, who only threw 7 INTs in the regular season. Reed took his 1st 64 yards for a TD, the 12th score of his career. Both teams traded FGs before the INTs began accumulating. At 8:56 in the 2nd quarter, S Jim Leonhard returned the 1st theft of the day 20 yards to Miami's 45-yard line, but the Ravens punted after a 3-and-out. On the following series, Reed ran under a rainbow from Pennington and weaved 64 yards for the TD. Baltimore added another K Matt Stover FG (31 yards) before the 1st half ended. CB Fabian Washington posted the 3rd INT just after halftime, which resulted in another Ravens 3-and-out. But DT Marques Douglas stripped RB Patrick Cobbs to end the Dolphins' ensuing drive, and LB Terrell Suggs recovered on Miami's 19-yard line. Four plays later, FB LeRon McClain, scored from 8 yards out. Reed continued to terrorize Pennington, who drove to Baltimore's 15-yard line when Reed grabbed his 2nd INT at the 8-yard line in the 3rd. The Dolphins closed the margin with a 5-play drive culminating in a TD pass to RB Ronnie Brown, but it wasn't enough to overcome the deficit. The Ravens' offense put the margin out of reach when a 71-yard drive ended with a 5-yard scoring run from QB Joe Flacco.

### FINAL INDIVIDUAL LEADERS

#### BALTIMORE

Rushing	ATT	YDS	AVG	LG	TD			
L. McClain	19	75	3.9	11	1			
Passing	ATT	CMP	YDS	SK/YD	TD	LG	IN	RT
J. Flacco	23	9	135	0/0	0	31	0	59.1
Receiving	NO	YDS	AVG	LG	TD			
D. Mason	4	71	17.8	31	0			

#### MIAMI

Rushing	ATT	YDS	AVG	LG	TD			
R. Brown	12	19	1.6	6	0			
Passing	ATT	CMP	YDS	SK/YD	TD	LG	IN	RT
C. Pennington	38	25	252	3/28	1	45	4	53.7
Receiving	NO	YDS	AVG	LG	TD			
R. Brown	6	43	7.2	23	1			

## DIVISIONAL PLAYOFF Colts 15, Ravens 6

Sat., Jan. 13, 2007  
M&T Bank Stadium

	1	2	3	4	Total
Indianapolis	6	3	3	3	15
Baltimore	0	3	0	3	6

Despite holding the high-powered Colts' passing attack to only 161 yards, intercepting Peyton Manning twice, and keeping the AFC's top-ranked offense out of the end zone, the Ravens were kicked out of the race to Super Bowl XLI, 15-6. K Adam Vinatieri booted 5 FGs, while Baltimore could only muster 2 in the difficult loss. Steve McNair finished 18-of-29 (173 yards) with a 62.1 completion percentage, the highest in team single-game postseason history. Even though McNair out-duelled Manning, who went 15-of-30 for 170 yards (39.6 rating), the Ravens couldn't bounce back from McNair's 2 INTs. Coming off a 40-yard FG from K Matt Stover that opened the 2nd period, S Ed Reed got his hands on a Manning pass less than a minute later. Down 6-3, McNair drove to the Colts' 4, but was picked off in the end zone. The Baltimore defense came up big, as usual. Each time Manning would march into Ravens territory, the unit clamped down, forcing 5 FGs. The Ravens pressured Manning all game but only managed 1 sack. On another day, this defensive effort might have been enough to defeat the Colts, but this January evening proved to be a different story for the Ravens.

### FINAL INDIVIDUAL LEADERS

#### INDIANAPOLIS

Rushing	ATT	YDS	AVG	LG	TD			
D. Rhodes	14	56	4.0	25	0			
Passing	ATT	CMP	YDS	SK/YD	TD	LG	IN	RT
P. Manning	30	15	170	1/9	0	27	2	39.6
Receiving	NO	YDS	AVG	LG	TD			
R. Wayne	5	51	10.2	19	0			

#### BALTIMORE

Rushing	ATT	YDS	AVG	LG	TD			
J. Lewis	13	53	4.1	18	0			
Passing	ATT	CMP	YDS	SK/YD	TD	LG	IN	RT
S. McNair	29	18	173	2/12	0	23	2	49.9
Receiving	NO	YDS	AVG	LG	TD			
M. Clayton	6	73	12.2	21	0			

## WILD CARD PLAYOFF Titans 20, Ravens 17

Sat., Jan. 3, 2004  
M&T Bank Stadium

	1	2	3	4	Total
Tennessee	7	0	7	6	20
Baltimore	7	3	0	7	17

The AFC North Division champion Baltimore Ravens, the youngest team in the 2003 playoffs, lost a hard-fought 20-17 decision to Tennessee in the Wild Card matchup. The game was decided on K Gary Anderson's 46-yard FG with 29 seconds left in the game. The kick came only minutes after the Ravens rallied to tie the contest, thanks to a 9-play, 71-yard journey that ended with a 35-yard TD pass from QB Anthony Wright to TE Todd Heap. On the Titans' ensuing possession, CB Chris McAlister picked off Titans QB Steve McNair, and the Ravens were poised to forge ahead. However, Tennessee held Baltimore's offense to a 3-and-out, and McNair moved the Titans into FG range. Anderson, who also kicked a 45-yarder earlier in the 4th quarter, did the rest. The Ravens intercepted McNair 3 times, including a S Will Demps pick which he returned a postseason franchise-record 56 yards for a TD. K Matt Stover's 43-yard FG in the 2nd quarter put Baltimore ahead 10-7 at halftime, but the Ravens came up just short.

### FINAL INDIVIDUAL LEADERS

#### TENNESSEE

Rushing	ATT	YDS	AVG	LG	TD			
E. George	25	88	3.5	13	0			
Passing	ATT	CMP	YDS	SK/YD	TD	LG	IN	RT
S. McNair	23	14	159	0/0	1	49	3	56.5
Receiving	NO	YDS	AVG	LG	TD			
D. Mason	3	28	9.3	13	0			

#### BALTIMORE

Rushing	ATT	YDS	AVG	LG	TD			
J. Lewis	14	35	2.5	8	0			
Passing	ATT	CMP	YDS	SK/YD	TD	LG	IN	RT
A. Wright	37	20	214	2/13	1	35	2	57.7
Receiving	NO	YDS	AVG	LG	TD			
T. Taylor	7	82	11.7	30	0			



# RAVENS POSTSEASON HISTORY

## DIVISIONAL PLAYOFF Steelers 27, Ravens 10

Sun., Jan. 20, 2002  
Heinz Field

	1	2	3	4	Total
Baltimore	0	3	7	0	10
Pittsburgh	10	10	0	7	27

The Ravens' string of consecutive playoff wins was stopped at 5, as the top-seeded Pittsburgh Steelers defeated the defending Super Bowl champs, 27-10. Baltimore's lone TD came in the 3rd quarter when WR/RS Jermaine Lewis raced for an NFL postseason-record 88-yard punt return for a TD to make the score 20-10. But, the Steelers iced the game by driving 83 yards on 12 plays that took almost 6 minutes off the clock, scoring the game's final TD on a Kordell Stewart-to-Plaxico Burress 32-yard pass. The Steelers' defense limited the Ravens to just 7 1st downs, 150 total net yards (including only 22 rushing yards) and forced 4 turnovers (including 3 INTs of QB Elvis Grbac). LB Chad Scott picked off Grbac on his 1st pass attempt and returned the ball 19 yards to the Ravens' 43. Early on, the Steelers managed only a FG by K Kris Brown for a quick 3-0 lead. After forcing a Ravens' punt that gave Pittsburgh possession at the 49-yard line, Stewart led his troops on a 7-play, 51-yard drive that was capped by a 1-yard run from RB Amos Zereoue for a 10-0 Steelers lead. The Steelers scored 10 points in the 2nd quarter on another Zereoue 1-yard run and a 46-yard boot by Brown to extend their lead to 20-0.

### FINAL INDIVIDUAL LEADERS

#### BALTIMORE

Rushing	ATT	YDS	AVG	LG	TD			
T. Allen	4	11	2.8	6	0			
Passing	ATT	CMP	YDS	SK/YD	TD	LG	IN	RT
E. Grbac	37	18	153	3/25	0	27	3	26.1
Receiving	NO	YDS	AVG	LG	TD			
S. Sharpe	5	56	11.2	27	0			

#### PITTSBURGH

Rushing	ATT	YDS	AVG	LG	TD			
A. Zereoue	24	63	2.6	12	2			
Passing	ATT	CMP	YDS	SK/YD	TD	LG	IN	RT
K. Stewart	22	12	154	2/11	1	32	1	72.9
Receiving	NO	YDS	AVG	LG	TD			
P. Burress	5	84	16.8	32	1			

## WILD CARD PLAYOFF Ravens 20, Dolphins 3

Sat., Jan. 13, 2002  
Pro Player Stadium

	1	2	3	4	Total
Baltimore	0	7	7	6	20
Miami	3	0	0	0	3

The Ravens dominated the Miami Dolphins, 20-3, and became the only team in NFL history to win their 1st 5 postseason games. Miami's only points came on an Olindo Mare 33-yard FG after the Ravens' WR/RS Jermaine Lewis fumbled the opening kickoff. After Miami jumped to the quick 3-0 lead, the Ravens started a 90-yard drive with 4 passes in 5 plays, and then 11 runs on the next 12 plays, ending with a Terry Allen 4-yard TD burst. Neither team scored again in the 1st half. Miami P Matt Turk placed a punt at the Ravens' 1-yard line midway through the 3rd quarter, but QB Elvis Grbac hit WR Travis Taylor on a 4-yard TD to cap a 99-yard drive. Taylor helped set up his own TD with a 45-yard grab from Grbac on 3rd-and-1, and a 15-yard reverse on a 2nd-and-6. LB Peter Boulware forced a Jay Fiedler fumble that was recovered by DT Sam Adams early in the 4th quarter, which led to a Matt Stover 35-yard FG for a 17-3 lead. On Miami's next possession, CB Duane Starks intercepted Fiedler's pass that bounced off the shoulder of WR James McKnight to thwart a Dolphins' scoring threat and set up Stover's 2nd FG.

### FINAL INDIVIDUAL LEADERS

#### BALTIMORE

Rushing	ATT	YDS	AVG	LG	TD			
T. Allen	25	109	4.4	13	1			
Passing	ATT	CMP	YDS	SK/YD	TD	LG	IN	RT
E. Grbac	18	12	133	1/12	1	45	0	106.9
Receiving	NO	YDS	AVG	LG	TD			
S. Sharpe	4	23	5.8	11	0			

#### MIAMI

Rushing	ATT	YDS	AVG	LG	TD			
J. Fiedler	3	16	5.3	8	0			
Passing	ATT	CMP	YDS	SK/YD	TD	LG	IN	RT
J. Fiedler	28	15	122	3/17	0	20	1	50.0
Receiving	NO	YDS	AVG	LG	TD			
D. Ward	5	55	11.0	19	0			

## SUPER BOWL XXXV Ravens 34, Giants 7

Sun., Jan. 28, 2001  
Raymond James Stadium



	1	2	3	4	Total
Baltimore	7	3	14	10	34
New York	0	0	7	0	7

The Ravens won Super Bowl XXXV with a 34-7 victory over the New York Giants. The Ravens allowed the Giants just 152 total net yards (3rd-fewest in Super Bowl history), and NY crossed midfield just twice. Baltimore's "D" tied a Super Bowl record with 4 INTs. The Ravens also became just the 3rd Super Bowl team in NFL history to not commit a turnover. Baltimore opened the scoring with a Trent Dilfer-to-Brandon Stokley 38-yard TD. Ravens K Matt Stover kicked a 47-yard FG with 1:48 left in the 2nd quarter. CB Duane Starks put Baltimore ahead 17-0 in the 3rd quarter when he raced 49 yards after an INT. On the kick-off, Giants RS Ronnie Dixon raced 97 yards to put the Giants on the board, 17-7. Not to be outdone, Baltimore's WR/RS Jermaine Lewis took the Giants' ensuing kickoff and tight-roped down the Ravens' sideline for an 84-yard TD. The 3 scores in 3 consecutive plays set a Super Bowl record, and the back-to-back KOR-TDs were also a record. RB Jamal Lewis (27 carries for 102 yards) scored from 3 yards out on a play that was reviewed and upheld by instant replay to give the Ravens a 31-7 lead. Stover kicked his 2nd FG to complete the scoring with 5:27 on the clock.

### FINAL INDIVIDUAL LEADERS

#### BALTIMORE

Rushing	ATT	YDS	AVG	LG	TD			
Ja. Lewis	27	102	3.8	19	1			
Passing	ATT	CMP	YDS	SK/YD	TD	LG	IN	RT
T. Dilfer	25	12	153	3/20	1	44	0	80.9
Receiving	NO	YDS	AVG	LG	TD			
B. Stokley	3	52	17.3	38	1			

#### NEW YORK

Rushing	ATT	YDS	AVG	LG	TD			
T. Barber	11	49	4.5	27	0			
Passing	ATT	CMP	YDS	SK/YD	TD	LG	IN	RT
K. Collins	39	15	112	4/26	0	19	4	7.1
Receiving	NO	YDS	AVG	LG	TD			
T. Barber	6	26	4.3	7	0			





# RAVENS POSTSEASON HISTORY

## AFC CHAMPIONSHIP Ravens 16, Raiders 3 Sun., Jan. 14, 2001 Network Associates Coliseum

	1	2	3	4	Total
Baltimore	0	10	3	3	16
Oakland	0	0	3	0	3

The Ravens captured the AFC Championship with a 16-3 win over the Oakland Raiders. TE Shannon Sharpe caught an NFL-postseason-record 96-yard catch and run on a 3rd-and-18 from Baltimore's 4 with 11:08 left in the 2nd quarter to open the scoring. On Oakland's next play from scrimmage, DT Tony Siragusa knocked QB Rich Gannon out of the game with a shoulder injury. CB Duane Starks intercepted QB Bobby Hoying's 1st pass to set up a K Matt Stover FG and a 10-0 Baltimore lead. In the 3rd quarter, a QB Trent Dilfer INT led to a K Sebastian Janikowski 24-yard FG to cut the Ravens' lead to 10-3. A Stover 28-yard boot gave the Ravens a 13-3 lead. A fumble by RB Jamal Lewis gave Oakland the ball at the Ravens' 43 near the end of the 3rd quarter, but Starks intercepted Gannon, who had returned to action in the 2nd half. Stover kicked a 21-yarder in the 4th quarter to give the Ravens a 16-3 lead. The Ravens' aggressive defense forced 5 turnovers, limited the Raiders to 191 yards, including 24 rushing yards, and sacked the Raiders' QBs 4 times. Oakland entered the game with the NFL's leading rushing attack.

### FINAL INDIVIDUAL LEADERS

#### BALTIMORE

Rushing	ATT	YDS	AVG	LG	TD			
Ja. Lewis	29	79	2.7	13	0			
Passing	ATT	CMP	YDS	SK/YD	TD	LG	IN	RT
T. Dilfer	18	9	190	2/18	1	96	1	83.1
Receiving	NO	YDS	AVG	LG	TD			
B. Stokley	3	31	10.3	14	0			

#### OAKLAND

Rushing	ATT	YDS	AVG	LG	TD			
B. Hoying	3	13	4.3	5	0			
Passing	ATT	CMP	YDS	SK/YD	TD	LG	IN	RT
R. Gannon	21	11	80	4/20	0	16	2	22.0
Receiving	NO	YDS	AVG	LG	TD			
T. Brown	5	48	9.6	17	0			

## DIVISIONAL PLAYOFF Ravens 24, Titans 10 Sun., Jan. 7, 2001 Adelphia Coliseum

	1	2	3	4	Total
Baltimore	0	7	3	14	24
Tennessee	7	0	3	0	10

The Ravens advanced to the AFC Championship game with a gutsy 24-10 win at Tennessee. The Titans lost only 2 games in 2 years on their home turf – both to the Ravens in 2000. The opportunistic Ravens scored 2 4th-quarter TDs on returns to break a 10-10 tie. S Anthony Mitchell raced 90 yards for a score after DT Keith Washington blocked a 37-yard FG attempt by K Al Del Greco, his 2nd blocked FG of the game. LB Ray Lewis then intercepted a pass by QB Steve McNair and raced 50 yards for a TD to seal the 24-10 win. The Titans opened the game with an 11-play, 68-yard drive that ended with a 2-yard Eddie George rushing TD. The Ravens tied the game, 7-7, when RB Jamal Lewis scored on a 1-yard TD that was set up by TE Shannon Sharpe's 56-yard reception from QB Trent Dilfer. Titans WR Chris Coleman blocked a Kyle Richardson punt, giving Tennessee the ball on the Ravens' 25 with 1:44 left in the half, but Del Greco's 31-yard FGA hit the left upright.

### FINAL INDIVIDUAL LEADERS

#### BALTIMORE

Rushing	ATT	YDS	AVG	LG	TD			
Ja. Lewis	17	47	2.8	14	1			
Passing	ATT	CMP	YDS	SK/YD	TD	LG	IN	RT
T. Dilfer	16	5	117	3/32	0	56	0	58.6
Receiving	NO	YDS	AVG	LG	TD			
Q. Ismail	3	53	17.7	33	0			

#### TENNESSEE

Rushing	ATT	YDS	AVG	LG	TD			
E. George	27	91	3.4	15	1			
Passing	ATT	CMP	YDS	SK/YD	TD	LG	IN	RT
S. McNair	46	24	176	1/4	0	17	1	52.4
Receiving	NO	YDS	AVG	LG	TD			
E. George	8	52	6.5	10	0			

## WILD CARD PLAYOFF Ravens 21, Broncos 3 Sun., Dec. 31, 2000 PSINet Stadium

	1	2	3	4	Total
Denver	0	3	0	0	3
Baltimore	0	14	7	0	21

The Ravens advanced to the AFC Divisional Round with a dominating 21-3 win over the Broncos. Denver entered the game with the NFL's 2nd-ranked offense and a 7-game postseason winning streak, but the Ravens' defense permitted just 1 TD, 177 total net yards and 9 1st downs. The Broncos' 3 points scored were the fewest they've scored since 1992. The Baltimore defense recorded 5 sacks and the Broncos crossed midfield just once during the game. Ravens RB Jamal Lewis scored 2 TDs. Lewis' 1st TD came on a 1-yard dive to complete a 10-play, 75-yard drive. His 2nd score came in the 3rd quarter on a 27-yard burst where he broke 3 tackles. QB Trent Dilfer completed 9 of 14 passes for 130 yards, with 1 TD and no INTs. In the 2nd, Dilfer flipped a swing pass to Lewis, but the ball glanced off him and into the hands of TE Shannon Sharpe, who raced 58 yards down the sideline to give Baltimore a 14-3 halftime lead.

### FINAL INDIVIDUAL LEADERS

#### DENVER

Rushing	ATT	YDS	AVG	LG	TD			
M. Anderson	15	40	2.7	13	0			
Passing	ATT	CMP	YDS	SK/YD	TD	LG	IN	RT
G. Frerotte	28	13	124	4/34	0	24	1	44.3
Receiving	NO	YDS	AVG	LG	TD			
E. McCaffrey	8	75	9.4	16	0			

#### BALTIMORE

Rushing	ATT	YDS	AVG	LG	TD			
Ja. Lewis	30	110	3.7	27	2			
Passing	ATT	CMP	YDS	SK/YD	TD	LG	IN	RT
T. Dilfer	14	9	130	2/12	1	58	0	118.2
Receiving	NO	YDS	AVG	LG	TD			
Q. Imaill	4	35	8.8	15	0			

# TWENTY ELEVEN QUOTH THE RAVENS

“I’m proud of the product we’re giving Baltimore. But, this is a business. I’ve told you in the past, if it wasn’t the elation that you get from winning, nobody would subject themselves to this kind of pain and suffering. You come home from losses some nights, and you’re thinking, ‘Why are you putting yourself through this?’ Then you experience those wins, and you remind yourself that with the good comes the bad. So [there is] a lot of pride and a lot of disappointment, and I would assume that’s probably where [fans] want us.” - **Owner Steve Bisciotti, following the Ravens’ 2011 season**

## TEAM QUOTES

### ***The Sporting News’ Vinny Iyer on Ravens executive VP and GM Ozzie Newsome:***

“Like Ray Lewis, the Ravens’ general manager has been a consistent presence for more than a decade. Newsome has a knack for finding great talent and has proven capable of adapting, able to acquire the right players to fit changing schemes on both sides of the ball.”

### ***CSNBaltimore.com’s John Eisenberg on the Ravens’ emergence of younger players after the release of several veterans in July:***

“The purge amounted to a bugle call signaling the arrival of the Ravens’ Generation Next. Suddenly, there are young guys – basically the high end of the past two drafts — poised to contribute all over the place. Oh, sure, the Ravens are still dominated by veterans such as Ray Lewis and Ed Reed, and there’s a maturing mid-career core led by Joe Flacco and Ray Rice, a pair of fourth-year guys. But make no mistake, the lineup is evolving.”

### ***ESPN’s Bill Williamson on the Ravens organization:***

“[The Ravens] are one of the strongest organizations in the league, and I think they’re very, very strong from a coaching and front office perspective – the draft, free agency moves. I think they’re right there among the top five or so in the league, which is high praise. ... Nothing about the team is far off. ... Overall, it’s hard to be pretty critical of this team. I think they’re really, really strong. They’re poised for another playoff run.”

### ***Ozzie Newsome on the Ravens’ family atmosphere and owner Steve Bisciotti’s vision:***

“I think [owner] Steve Bisciotti is big into the family atmosphere, and then it just migrates throughout the facility with the players. When you have someone like Ray [Lewis] that embraces what our vision, and what Steve’s vision is, what this football team is all about, it really helps when the young kids come in. They look to Ray, and Ray says: ‘This is the way it is going to be.’ We have a foundation here that starts at the top and works its way all the way down to the undrafted rookies.”

### ***Sports Illustrated’s Don Banks on M&T Bank Stadium:***

“Baltimore has really established a dominating homefield advantage this season. ... If the road to the Super Bowl in the AFC goes through Baltimore, the rest of the conference could be in trouble. We’ve seen what John Harbaugh’s Ravens can do on the road in the playoffs, but they desperately want the AFC North title and the conference’s top seed this season, because they are fully aware how much their home turf means to their Super Bowl chances.”

### ***ESPN’s Mel Kiper on the Ravens organization:***

“Ultimately, this is still one of the organizations I see as best equipped to continue a run of success. Ozzie Newsome was a Hall of Fame player and is quietly working his way to a Hall of Fame career in the front office. They have a fantastic scouting department under a great director of player personnel in Eric DeCosta. You see it in the run of success they’ve had in the draft, particularly with first-round picks. It’s an organization that has done a lot of its best building from within.”

### ***FoxSports.com’s Adam Schein on the Ravens’ leadership:***

“Ozzie Newsome and Eric DeCosta head a brilliant front office that is seemingly always a few steps ahead. What coach John Harbaugh has accomplished in a short period of time is incredible. He never gets the credit he deserves.”

## PLAYOFF QUOTES

### ***LB Ray Lewis following the heartbreaking loss to the Patriots in the AFC Championship game:***

“We’ve got to keep moving, keep building, keep building and remember this taste no matter how many times you go through it, because when you finally get it, you appreciate it more. Every time you go through something like this, it has to drive you. I truly believe that it is the only thing that makes people great. ... As a team, we have been through every up and down rollercoaster through this journey, but for us to be here now, I’m hungry again. I’m thirsty again. Is this my last time as a Raven? Absolutely not. It’s just too much. Life offers too much, it really does. Every time you step on this field, there’s a true blessing so you can have an opportunity to do what we try to do, and we didn’t do it. We didn’t do it, and that’s it. There is no, ‘Oh, man. What about this? What about that?’ Not one play won or lost this game. Not one play.”

### ***C Matt Birk on being close to reaching the Super Bowl, but falling short at New England:***

“The opportunities are rare, but we made a lot of the opportunities. We hung in there, everybody on the team and everybody on the coaching staff. Obviously, it didn’t go our way. But I couldn’t be more proud to be part of this team and the character we show week-in and week-out.”

### ***OLB Terrell Suggs on the Ravens’ 2011 playoff mentality:***

“At some point, you’re going to have to play smash-mouth football, and there ain’t a team in the business better than we are at that. That’s who we are. Wherever the road may take us, we’re ready for whatever lies ahead.”

## **PLAYOFF QUOTES CONT'D**

### **RB Ray Rice on the expectation to make the playoffs and if there is pressure to go further:**

"[Making] the playoffs is something that I'm used to, Joe [Flacco] is used to, [head] coach [John] Harbaugh is used to. There are a few guys that we molded our team around that are used to playing in the playoffs. It is an expectation to make the playoffs, but I don't think making it is something that the Ravens can say, 'Oh yeah, we made the playoffs.' We're expected to make the playoffs. We've got to get over that hump now, and let's try to get to The Big Dance."

## **DEFENSE QUOTES**

### **Pro Football Weekly's Eric Edholm on Baltimore's impressive and storied defensive tradition:**

"The Ravens might have their best defense of the past five years. In fact, it might be one of the better defenses the NFL has seen in that same time period. I don't know how these Ravens keep growing coordinators on trees — first Marvin Lewis, then Mike Nolan, then Rex Ryan, then Greg Mattison and now Chuck Pagano — but they have had a horn of plenty there. The players are not too shabby, either."

### **OLB Terrell Suggs on LB Ray Lewis' legacy and carrying on the Ravens' strong defensive tradition:**

"You've got to understand, and I mean this with every ounce of my breath: Ray Lewis will be not only the greatest Raven ever, but probably the greatest football player ever. Nobody will ever do it like he has done it and like he continues to do it. But, all of us have our day when we will walk away from the game of football, and whenever he decides to do that, I just want the fans to rest assured that we will always be a city about defense — that we will always have a presence of dominance on the field representing our city."

### **Head coach John Harbaugh on the longevity of LB Ray Lewis' career and Lewis being the best LB ever:**

"In my opinion, he's the greatest middle linebacker in the history of the game. He's still playing as well as any middle linebacker in football today. That's an incredible thing after 15 years in the National Football League. I love him. I want him to play as long as he wants to play, and I think he'll know when it's time, but as he has told me before, it's not time."

### **CBSSports.com's Michael Freeman on LB Ray Lewis' preparation and legacy as one the greatest linebackers ever:**

"It's this insane level of physical preparation that, to me, has allowed Lewis to pass Dick Butkus as the best middle linebacker of all time and challenge the legacy of Lawrence Taylor as the most impactful linebacker period. ... Lewis inspires great emotion. Some love him, others hate him. But it is undeniable that we have watched a player who is only surpassed in effectiveness by names like Deion Sanders and maybe even Taylor. And, Lewis' legacy is giving Taylor's track record a serious run."

### **NFL.com's Bucky Brooks on OLB Terrell Suggs being an NFL Defensive Player of the Year candidate:**

"[Terrell] Suggs is the central figure to the scheme with his ability to blow past blockers with an arsenal of power moves that showcase his speed, strength and explosiveness. With the Ravens utilizing the illusion of blitz pressure to create isolated match-ups off the edge, Suggs has been able to deliver the kind of splashy plays that have placed him ahead of his peers for the league's highest defensive honor."

### **Head coach John Harbaugh on OLB Terrell Suggs:**

"Terrell Suggs is a premier player. He's one of the best players in the National Football League. He's one of the premier defensive players that everybody game plans around. He gets blocked every different kind of way a guy can get blocked, from one game to the next, when you watch it. He still finds a way to make plays. Plus, he's one of the best leaders I've been around. This guy is one of the hardest working guys I've ever been around. He's part of the heart and soul of our team and our defense."

### **NFL Network's Brian Baldinger on S Ed Reed being consistently dangerous in the defensive backfield:**

"Sometimes it's the plays Ed Reed doesn't have to make that make him one of the most feared players in the league. ... There's the TV show 'Fear Factor,' and then there's a fear factor that good quarterbacks have with Reed."

### **Defensive coordinator Chuck Pagano on S Ed Reed's constant drive to become a Super Bowl champion:**

"That's why he keeps coming back. I think that's why he takes such good care of himself. That's why he trains, both mentally and physically. When training camp starts, he is ready to go. Money drives some people, the individual stuff drives some people, but not Ed. Ed doesn't care about any of that. What he wants is that championship. He always talks about retiring. But he isn't going to do it until he gets a Super Bowl ring."

### **The NFL Network's Jason La Canfora on DT Haloti Ngata:**

"Freak of nature... Haloti Ngata is the prototype for anything a team could look for in a defensive lineman: unreal size, tremendous speed, dexterity and athleticism. Doesn't need to take plays off. Requires constant double teams. Can rush the passer from the inside or off the edge. Can stuff the run like no one else. There's a reason why the Ravens made him their offseason priority and why they are prepared to make him the highest paid at his position. He is tremendously disruptive and simply makes that defense go. Watch him back track in coverage sometime or sky to tip a pass and then pick off a ball. It ain't normal."

### **NBC analyst Cris Collinsworth on OLB Jarret Johnson:**

"When you talk to opposing coaches around the NFL, one of the first things they point out about the Ravens' defense is Jarret Johnson. What he does is remarkable. They say they haven't seen a SAM 'backer in this league set the edge better against the run than Jarret Johnson."

### **OLB Terrell Suggs on Ravens defensive coordinator Chuck Pagano's style and aggressive mentality:**

"Chuck's unorthodox. In terms of his coaching personality, I'd describe it like this: He's like The Joker. You never really expect what he's going to do, and everything has a motive. He's like, 'I'm just gonna set you up on this call so I can get you later.'"

### **LB Jarret Johnson on Baltimore's aggressive defensive mentality and the philosophy of defensive coordinator Chuck Pagano:**

"That's our personality. We constantly want to keep coming after people. If we make a mistake, we want it to be on our backs and not the fact that we laid back. We want to constantly be bringing heat. ... It's kind of odd with [Pagano] being a defensive backs coach. You would think he wouldn't put those guys on an island, but he understands how good they are, and that's why you can call pressure."

## **OFFENSE QUOTES**

### **CBS NFL analyst Phil Simms on QB Joe Flacco:**

"I have done a lot of Baltimore Ravens games. [In] my preparation for those games and watching them play, it has never crossed my mind once [that] maybe Joe Flacco is not the guy. [He is] big, strong and can throw it with anybody in the NFL. [He] breaks tackles, and he is an imposing, physical person out there at 6-6. He is the guy that can get it done."

### **OLB Terrell Suggs on QB Joe Flacco's emergence as a leader:**

"He's got so much poise; I can't even get under his skin [during practice]. His growth has been amazing. He's gone from 'Quiet Joe' to someone who is leading this team. Even with the flak he's taken lately, he's handled it like a true professional. ... We can tell that he's making this offense his own. Once a player or quarterback gets in his groove, he's able to make something his own. This offense is definitely his. I promise that he'll do a lot for us this year."

### **CSNBaltimore.com's John Eisenberg on QB Joe Flacco's focus and ability to block out criticism and distraction:**

"[Ravens scouts] all liked the physical assets that gave Flacco so much potential – his big body, his big arm – as well as his calm demeanor. But he possessed another crucial asset, then undiscovered and undeveloped, that would help guide him into the upper tier of NFL quarterbacks. When it comes to blocking out the non-stop and potentially distracting chatter that accompanies the job, Flacco has few peers. In that respect, he is preternaturally built for the job. ... When he doesn't play well, it's because he doesn't play well, not because he is weighed down by expectations or concerns about proving some detractor wrong. He's a technocrat, focused solely on the game itself."

### **Head coach John Harbaugh on QB Joe Flacco's ability to evade pressure in the pocket:**

"To me, that's Joe's ability. It's unique to Joe. It's something he does really well. He's got his own style of doing it. He's very athletic. People want to stereotype him — I think some people did in the draft — as being not so athletic because he's so tall. [But] he's broken that stereotype time and time again. ... He can move, he can change direction, and then he can throw on the run."

### **QB Joe Flacco on RB Ray Rice's emergence of leadership:**

"Hey, to be a great leader, you have to be one of the better players in the locker room. You have to go out there and prove it on the field. And Ray has done that. Me and him came into this league together, and we're getting older and older and more comfortable. We're becoming the veteran guys. And I'm sure that's how he feels. We're a team that gets the reputation for talking and doing all kinds of stuff like that. But we really go about our business pretty quietly and go out there and try to win football games. That's what he is, really. He goes out there, he plays, he leads by example. And every now and then he has a little bit to interject."

### **The Sporting News' Vinny Iyer on RB Ray Rice:**

"He's the model of the modern feature back – the ultimate running and receiving hybrid. Rice's quickness is a perfect fit for Cam Cameron's versatile offense. ... Rice and [Maurice] Jones-Drew may end up following the same path toward contending for Canton."

### **RB Ray Rice on his relationship with Pro Bowl FB Vonta Leach and the Ravens' running game late in the season:**

"Let's say, between [Vonta] Leach and Ricky Williams, they've been the best thing that's happened to me since I became a Raven. I learn a lot from Vonta and Ricky. But Vonta, essentially, is going to take me to where I need to be, and that's in the run game. Usually, it's just something as simple as reading him, to get to that second level. We have faith that the offensive line is going to do what they need to do. Sometimes when I make a cut too early, I'll hear about it on the sideline, and then we play off that, play off each other. It's just communication that allows us to do what we do out there. He's obviously a physical fullback. He wants only to plow the way. I'm a fan of sending 'Leach to the Beach' [Pro Bowl]."

### **Ravens C Matt Birk on RG Marshal Yanda:**

"He is always going to be the aggressor out there. It really doesn't matter if it's a run or a pass. He loves to initiate contact. He loves to go after guys. And good is never good enough. He plays like he's competing for his job on every single play."

### **SportsIllustrated.com's Peter King on naming WR Torrey Smith one of his top offensive players for Week 3:**

"I wonder how it feels to play the best quarter of your professional life in the first quarter as a starter of your professional life. Smith did that Sunday at St. Louis. Seriously: Is it possible for a wide receiver to debut any better than catching three balls for 133 yards and three touchdowns in the first 14 minutes of his NFL career? Touchdown catches of 74, 41 and 18 yards showcased Smith's speed, the big reason the Ravens picked the Maryland kid in the second round of last April's draft."

### **Head coach John Harbaugh on offensive coordinator Cam Cameron:**

"Cam Cameron is a great teacher, and he's a very creative-minded guy. He's also a very specific, fundamental coach, which I like. He's not caught up in the ego-related things of yards and points and all that. We want yards and points, but he wants to win football games. He comes from that Midwest philosophy a little bit, that background, that tough-minded philosophy. That's what I like about him."

### **Head coach John Harbaugh on the Ravens' run game and the players Baltimore targets in the draft and free agency:**

"Rough, tough, disciplined, blue collar, mean, nasty guys. That's how we're going to play. That's not going to change. The new identity is the old identity."





## RAVENS SEASON-REVIEW PRESS CONFERENCE

**OWNER STEVE BISCOTTI, PRESIDENT DICK CASS,  
EXECUTIVE VICE PRESIDENT/GENERAL MANAGER OZZIE NEWSOME & HEAD COACH JOHN HARBAUGH**

### **Bisciotti opening statement:**

"Here we are. Thanks for your coverage. Thanks for your work. I don't know if we have much to say other than the questions. It will be interesting to hear what you have to say. It seems like football is a passionate business in Maryland; we're pleased with that. Dick [Cass] showed me some numbers that showed our viewership trending skyward. We are one of the top five teams, as far as ratings in our home market, and that's a good thing. They say apathy is the worst emotion, and there's not much apathy in this town for our team. So, I'm ready to go, if you are."

### **The Ravens are coming off a loss that seems to have lingered with the fan base longer than any in recent memory. As an owner and a fan, how long did the loss linger for you and how long did it take you to get over it? And, are you over it? (Joe Platania)**

(BISCOTTI) "No, I'm not over it. We had our personnel meetings yesterday, and that's a good start. We'll have our retreat in about 10 days. The four of us spend a couple of days together, and that will help. And, free agency, the more you get into 2012, the more you realize that the pain is going away. But, no, no, you're not over it. I don't think any of us are over it, but we have to move on."

### **The Ravens were so close to going to the Super Bowl. In your mind, as a lay person, not a football expert, what does the team need to do to get to the next level to reach the Super Bowl? (Aaron Wilson)**

(BISCOTTI) "Hold on to a ball. That's where it was this year. It's a game of inches, and the ball bounces, and we were there. And, when you put up the kind of numbers and the success that we have, then it really comes down to tweaking. And we are forced to tweak regardless. We don't have an opportunity to stand pat. So, a lot of things change. Some coaches have already left. John is busy filling the staff again. We had a great personnel meeting, and of course, the salary cap dictates a lot. You hope Ozzie is on his game and finds guys like [Bernard] Pollard and [Vonta] Leach again to be those missing pieces. But, we really don't know where those missing pieces [are]. We don't know what pieces are going to be missing by the time we get to April, and then May, and even August. We were fortunate enough to pick up some offensive linemen [Bryant McKinnie and Andre Gurode], that without them, we don't know. We may have struggled a lot more to get where we wanted to go. That's about it."

### **Do you see this as a team where the window of opportunity to win a Super Bowl is closing, or has Ozzie Newsome done enough to keep the team a contender for many years to come? (Dave Ginsburg)**

(BISCOTTI) "Thanks, that's a good question. Some of the national guys have written some articles recently [questioning the age of the defense]. I think I've said this to you one other time: If Ray [Lewis] and Ed [Reed] – who are 34 and 36, or 33 and 36 – if you replace them with two 22-year-old guys, you've just picked up 14 years. Divided by 11 starters, that's a year-and-a-half difference. So, if you want to get younger, we can replace those two with two 22-year-olds and get down to being one of the youngest defenses in the league. That's clearly not our intention, and teams like the Patriots and the Steelers are older than we are. From top to bottom, we are only talking about a year, 1.8-to-2-years-per average. So, it's just not a number. I don't see age as being a window closing, not when you have a franchise quarterback coming up that's entering his fifth year. We got great contributions this year from three of our seven draft picks, and I know that we are very excited about the other ones. We didn't know what we got in Pernell McPhee, and we're really excited about Jah Reid. We're still very excited about Tandon Doss and Anthony Allen and Chykie Brown. And LaQuan [Williams], who wasn't drafted. We've got some contributors that we're going to count on and that fill a lot of holes for us. What Jimmy Smith and Pernell and Torrey [Smith] did for us this year is spot on. We think we can get some of that out of the other four."

### **There has been a lot of dissatisfaction among the fans about the decision to move training camp from Westminster to Owings Mills. How do you appease fans about the move and not having access that they enjoyed at McDaniel College? (Jerry Coleman)**

(BISCOTTI) "It's our job to get them comfortable with things that we do. We talked about getting out there and making some open practices at the stadium and in some other places. I'd like to get one down to Annapolis; it's my neck of the woods. So, maybe we can talk with Navy and maybe get it down there in the summertime, which would be good. We can get you all down to McGarvey's and have some fun down there. (laughter) It's our job to create that access. It hurts me personally, and yet, the NFL is a different animal than it was when I was a little kid. We didn't have fences in Westminster when I was a little kid. We got our pictures and our autographs from these guys by walking with them from the dorm to the practice field and then walking back. There might have been 200 kids there, and everybody got their time. I don't ever remember waiting in line to get my picture done with Raymond Berry. And now, you've got 1,000 people out there that are pushing and shoving, and it's not the kind of environment [it used to be]. We'll take care of the tykes. We'll figure out a way to get some open practices and get the autographs and get that interaction. We'll do a good



job of that. And, it is very, very bittersweet to have to come to the conclusion finally that it is in our best interest, from a football perspective, to do that here instead of Westminster.”

**Have you, Ozzie or John gotten any definitive indication from Ed Reed if he plans to return for next season? (Dan Kolko)**

(BISCIOTTI) “Ed doesn’t give definitive answers. (laughter) No, no, he hasn’t. We didn’t get that same proclamation that we got from Ray. We’re assuming he’s going to be back. He’s under contract, and I think he still has the desire to play.”

**Do you think Joe Flacco answered his critics with the great performance he had in the AFC Championship game? (Barry Barnes)**

(BISCIOTTI) “I don’t think so. I think it helps, but I don’t think you are going to convince the critics over a 300-yard passing game. If Brady had put up his regular numbers, then he wouldn’t have outperformed him. Joe had a great game, but what our defense did to Tom Brady is something that I want my defense to do to the Tom Bradys and the [Ben] Roethlisbergers of the world going forward, forever. So, it’s a very delicate balance when you try and shift attention over to the offense, and the next thing you know, you’re giving up 27 points a game. We don’t want to be there as an organization.”

**With Joe Flacco’s contract coming up next year and Ray Rice’s contract coming up this year, how much influence will you have with Ozzie [Newsome] in the contract process? Do you take a big part in that? (Pete Gilbert)**

(BISCIOTTI) “I do. I know my place, and I certainly want to understand [the process]. I think we strike a good balance. They do listen to me – and Dick [Cass]. And Dick’s a big part of that, too. Pat Moriarty runs our cap as well as anybody else out there. We spend as much money as I’m allowed under the CBA under the salary cap rules, and when I say as much, I mean that we’ve never been under the salary cap. And there’s different ways to look at that, because we can mortgage a lot with a credit card. So, what the credit card does for you is [it] allows you to get a complete team. But, if you use too much on credit, then you are going to have dead money in future years. If you’re not careful, then you are going to have a lot of dead money on your salary cap. So, we are conservative when it comes to how much [is used] on the credit card. That’s how the window opens and closes, I believe. It’s that you put more on the credit card than you probably should have, and then you start cutting guys and the dead money goes to \$15-20 million a year, and that’s 15% of your salary cap being eaten up by guys that are no longer here. That’s the balance that we’ve got to set, and I think we do a very good job of that.”

**At last year’s end-of-season press conference, you stated that Joe Flacco needed to raise his game. In your estimation, with the lack of offseason activities, do you think Flacco took that step? (Stan Charles)**

(NEWSOME) “Did Joe improve? Yes, and he improved after we took away some weapons that he was accustomed to in [Derrick] Mason and Todd Heap. So, he was able to improve with two young tight ends, two young receivers, another receiver that got traded to him in the middle of training camp, and a second-year [player in Baltimore] with Anquan [Boldin]. So, there’s no doubt that Joe improved. The thing that I like about Joe – and I think in the end, when you’re in this business – you are judged on one thing: winning. Joe wins. If he continues to win, if one pass is caught, he’d be in a Super Bowl. And I think he’s going to win Super Bowls – a lot of them. And I hope to be a part of them. He has improved. But the thing that you cannot knock about Joe is that he’s a winner.”

**How much cap flexibility do you anticipate having for the upcoming free agency period? (Brett Hollander)**

(NEWSOME) “Because of the way we started to do business three or four years ago – when John [Harbaugh] came on board – we do a good job of looking at our cost today and then our cost in the future and we try to balance both of them. To answer you in very simple terms, we will be able to put as competitive a football team on the field as we need to be able to compete with Pittsburgh, Cincinnati and Cleveland – because that’s where it starts.”

**Where do the Ravens sit cap-wise now, and what will be the priority of your free agents coming back? Some of your older veterans are key guys in the locker room. (Vinny Cerrato)**

(NEWSOME) “Good question. Right now, when we finish, we are going to have our first initial cap meeting with Steve, because as we all know, 11 days ago we were preparing for something else. So, we’ll have our first initial meeting with Steve, Pat [Moriarty], Eric [DeCosta], John and myself when we’re done today. But, I always keep my eye on it, as you know. Just throwing it out right now, I think if there is a player that we feel like is going to help us – again, today and in the future – then we will find ways to keep that player on our team. When I look around and look at the landscape of the league and you see how some teams go from two wins to 12 wins and then down to seven and eight wins, I understand the value of having people in the locker room to be there when John is not there, because John and his coaches can’t be there all the time. We understand the value of some of our veteran players, but we also know that we can’t keep them all. We have a history of letting guys go, but we found ways to replace them in other ways.”

**You said last year that you wanted to get contract renewal negotiations started with Joe Flacco in 2012. Has anything changed in that regard and does that hold true for Ray Rice as well? (Jeff Zrebiec)**



(BISCIOTTI) “Ray’s an unrestricted free agent, so obviously, the franchise mechanism has to come into play. With Joe, it doesn’t. We are just going to sit down and start grinding out a contract and terms, and that’s something that I trust Ozzie and Pat to do well. Ray [Rice] and Joe Flacco will be part of this football team next year – guaranteed.”

**Steve Bisciotti stated that offensive coordinator Cam Cameron was on the hot seat last year. Can you fill us in on the decision-making process in retaining him? Does he have a multi-year contract? (Jerry Coleman)**

(NEWSOME) “I always look at a body of work. John and I have discussions consistently during the season about a multitude of things. He’ll just come in and we’ll try to talk for five minutes, and it can be an hour. And I always take a big-picture view of everything – about how we are going to get better in all three phases. Of course, one of them is on the offensive side of the ball. So, to answer your question, it’s not about retaining Cam as much as it is, ‘Are we headed in the right direction with this offense?’ And Steve has some unbelievable numbers that he just showed me that prove that we are headed in the right direction. Are we satisfied with where we are right now? No. But, we think the best way to get there is to maintain the continuity of having Cam and then to bring in someone like a Jim Caldwell to be another set of eyes with that. As far as the contract, we have dealt with all of our coaches with their contracts. We are dealing with Cam and his contract, and today, I don’t foresee a problem with that.”

**A year ago, quarterbacks coach Jim Zorn was let go, and part of the reason was to let offensive coordinator Cam Cameron and Joe Flacco have a closer relationship. How did that develop over this season, and how do you see Jim Caldwell then fitting into that dynamic? (Brett Hollander)**

(HARBAUGH) “It developed well; I thought it was a success. It was something that we felt was important. Cam is the main, primary author of the offense off the field, and Joe is the primary author of the offense on the field. To put those two guys into the same meeting room, in the drills every single minute, to me, was a step in the process that was really valuable, especially where Joe was at in his third or fourth year in his progression. That, to me, was a success. Sometimes it’s the right guy at the right time, and going forward, if we had kept that format, we’d have been good. But, Jim Caldwell became available. We had a chance to do some research around the league and also just with him directly, and to me, it became very obvious – and to all of us it became very obvious – [that] it’s a perfect fit as we go forward. It’s going to be the best thing for everybody, offensively, and just for the growth of our offense. It’s not so much Joe. Joe is a part of that, sure. But [it’s about] all of our offense, all of our coaches – just trying to get the most out of everybody. Just to me, at this time, he’s the perfect guy to do that.”

**Steve, in the last four years, you’ve been the only team to make the playoffs, but you have not made the Super Bowl. Do you look at the past four years with pride or with a little bit of disappointment because you haven’t reached the ultimate goal? (Dave Ginsburg)**

(BISCIOTTI) “Both. Really, both. I am proud of it. I’m proud of what we’re giving to Baltimore. I’m proud of the product we’re giving Baltimore. But this is a business. I’ve told you in the past, if it wasn’t the elation that you get from winning, nobody would subject themselves to this kind of pain and suffering. (laughter) You might think I lay on the beach all day, with this tan, but I don’t. (laughter) You come home from losses some nights and you’re thinking, ‘Why are you putting yourself through this?’ Then you experience those wins, and you remind yourself that with the good comes the bad. So [there is] a lot of pride and a lot of disappointment, and I would assume that’s probably where you want us.”

**Steve, along the lines of that disappointment, how do you feel, specifically and personally, toward a guy like Billy Cundiff? When that happens, do you ... Are you mad like fans are? (Mark Viviano)**

(BISCIOTTI) “No, because it ... When you work as hard as you do to put a team together like this, this is like watching your kids in high school play basketball. You don’t scream at your neighbor’s kid because he’s not passing it enough. They become like sons to you, so you feel for them. You can’t get mad when ... This business is about managing your mistakes and managing your failures. Inopportune things like that kill these guys, and I die with them. I don’t lash out. It’s just different. You end up caring for these guys; you know how much time and effort they put in. It breaks your heart that somebody has got to be the goat, but if we had lost 35-10, then there’d be a lot of goats. It would be easier to spread the blame and the arrows wouldn’t be pointing in one direction or another. I look at the development ... Ozzie brought up the numbers – I get to brag about the homework I did (laughter) – I wanted to read to you: We’ve had, since I’ve been here, since I took over in 2004 ... [The] 2006 [season], of course, was our best year offensively. Before Joe [Flacco] got here, we were 12th in the league in points and we were 17th in yards [in 2006], and we were elated, if you remember. That was the best offensive production that we had had. In the four years from 2004-2007, we were ranked 23rd in yards per game at 296. We’ve exceeded that all four years with Joe. We were 12th in points in 2006, but we averaged 20th in points per game in years 2004-2007. We were 12th in 2006, with 22 points [per game]. We’ve outscored that in all four years with Joe. So, if 2006 was the best that we had in the years that I’ve been here, and I think that goes all the way back to 2000, the average now under Cam [Cameron] and Joe is 12th in points per game and 17th in yards per game. We were 15th last year and 12th [respectively]. So the average of the last four years is better than in 2006. Last year was better than in 2006. So those are some



pretty good numbers. I guess what I'm saying is we want to have a better offense, but if you flip the switch too quick, then you're giving up 27 points per game. So, I'm not going to be trading Jimmy Smith and Lardarius Webb for [Cardinals WR Larry] Fitzgerald because that's the quickest way to get there. I think we're making improvement. When you look at 2006, we had a Pro Bowl guy in his 30's and then he got hurt, hurt, hurt in 2007. So we got one good year out of Steve McNair. We got four good years out of Joe; he's trending up. This is the sweet spot for him, Years Five through 10. We think our numbers are going to continue to go forward, and we think Joe and Cam together will get that done in Year Five rather than scrapping that, getting a new offensive coordinator and trying to install a new system. I think they're getting pretty comfortable with each other."

**Ozzie, what's the priority with Ben Grubbs? Is the cap space with all the other guys on offense that you could be looking at factoring into that? (Morgan Adsit)**

(NEWSOME) "Ben has two major factors that we like: He's a really good player and he's young. So, as we start to put together the 53-man squad, going into 2012, we will factor those things in. But what we also have to factor in, what will that keep us getting and what will that force us to have to get rid of in order to keep [him]? And that's the balance that we'll have to deal with going forward. Ben was here in the building just two hours ago, and I had a good talk with him because [college] recruiting is going on. But he understands and his agent understands the business, but I think we're at a good spot with Ben. But, who will Ben keep us from getting and who will we have to let go in order to keep Ben? That's going to be the balance."

**Steve, what would you say to the people, you just gave a pretty good example of the numbers, but what would you say to the people who are still so vehement in their criticism of Cam and can't look past four playoff appearances, and they think there should be some other candidate out there? (Steve Davis)**

(BISCIOTTI) "This is just a carousel out there. It's like, the Pittsburgh Steelers' offensive coordinator is let go, and then somebody else wants him. And defensive coordinators are going back and forth and are getting fired and re-hired in different spots all the time. It's not like we have a Triple-A system where those people are batting .400 and everybody knows that it's time to move them up to the big leagues. If he can bat .350 in Triple-A, then it's pretty self-explanatory. But to go out and get a position coach and make him an offensive coordinator and find out that he wasn't better than what you had ... That's all I'm saying. I'm looking at these trends, and a logical businessman would say that we're making progress. So, I don't know if I have a message for that 10 percent of the fans with that vitriol. I just don't have an answer for them. I just don't. I'm sorry."

**Are you comfortable if Ben Grubbs leaves via free agency, or you guys decide the scenario doesn't work out, with Jah Reid playing guard? And would you be comfortable playing a rookie at center? You need to get big there because the offensive line struggled some in the playoffs. The other question is, would you like to get a deal done with Ray Rice prior to when you have to put the franchise tag on because it gives you more cap room to do other things? (Vinny Cerrato)**

(NEWSOME) "To your second question, yes. (Bisciotti: "He sounds like a G.M.") Yes he does. (laughter) You're making my answer really easy. Yes, we would like to have a deal done with Ray before we have to put the tag on him, because it does [give you more cap room]. I think that's – you probably know the dates better than I do right now – but yes, because that does give us flexibility to go and do some other things with some other players. But as you know as a general manager, the agent knows that, too, so we have to balance that. But as far as Jah Reid playing ... The thing that Steve pushed John and I the last couple of years is, 'Don't be afraid to play young players.' We've had Jah now for a year, and now we've got him for a full offseason and OTAs and stuff like that, so John and I are not afraid. John, at the end of the day, is the guy that has to make that decision, and he is not afraid to play young guys when other guys walk out the door. We've seen it with Bart [Scott], and we went to Jameel McClain. I've got a track record where we wish we could have kept that player, and Vinny you know this, and then the next year some young player who's got three years on his rookie contract is playing, and that helps balance your books. So that being said, we've got some young players. One of the interesting things about the personnel meeting yesterday was to look at what some of those young players were ranked a year ago, and now that they've had a chance to play, where they're ranked in their [position], as far as defense and offense, because they got the opportunity to play because other guys weren't here. John understands that. He knows his No. 1 job is to win, but he also understands that having young players come in that can play for three or four years for you, before they get to that big contract, is huge for the way we do our business."

**Steve, was there an area that you most liked on the field that was consistently good, and also conversely, an area that consistently angered you as far as subpar play? (Pete Gilbert)**

(BISCIOTTI) "We took a big chance getting rid of some veterans last year. Clearly, in managing the salary cap, as Ozzie was just explaining, if you wait to put these young guys on the field, then they get out there and they prove themselves in Year Four and then they get huge contracts elsewhere. So to manage the cap, you have to get these guys out on the field during their first contract. If not, you're just teeing them up for somebody else that has salary cap space. We learned that the hard way sometimes with some guys. We kept veterans, we couldn't get them on the field, and then we get them on ... I remember we signed a kid because we





didn't think Bart Scott could play in his third year because he hadn't played. [He played] a little special teams in Year One and Two, and then we went on the free-agent market and got a kid because we didn't trust Bart, and that guy didn't play any better. Bart became great in his fourth year, and then we had to pay Bart a big number and only got one year out of him. Part of managing a salary cap is making sure that you get these guys some reps so that they can get out there and play. If they prove themselves, then you've got a financial deal with them in Years Two, Three, and Four. So that was the thing that I was most proud of, that our numbers didn't go down on offense when we made so many wholesale changes with Todd [Heap], Derrick [Mason], Willis McGahee and Chris Chester. Which, you're back to the Grubbs thing: What are you going to lose and what are you going to gain? It's a delicate balancing act. So, that's what I liked the most. As far as one thing that frustrated me the most, I really do believe it's the critics on Joe. I don't think that I've ever seen a guy as maligned as him. It goes back to the Atlanta game last year when he brought us back. [We were] down 13, and he scored 14 points, and it would have been Joe's coming out party in Year Three. Then [Matt] Ryan goes 80 yards in 70 seconds on our defense to win the game. So, once again, Joe doesn't get his due. That's happened a lot with him, where he's produced pretty well. We're going to stay the course. We believe in him. We believe that he is getting stronger mentally and smarter with the ball. So, we're pretty comfortable going into this offseason. I told John the worst part about this business is you have to wait eight months to prove yourself again. The good news is we have eight months to make this perfect. I love watching these guys work from January until August. I really enjoy watching the process and contributing to that process."

**Obviously, you're early in personnel evaluations for this past season, but your experience with the Cleveland Browns, with The Drive and The Fumble, how much will you draw on that as you evaluate Lee Evans and Billy Cundiff moving forward, seeing what guys can and can't overcome? (Gerry Sandusky)**

(NEWSOME) "Lee came and sought me out on Monday after the game because of that experience. He is from Bedford, Ohio, which is a suburb of Cleveland, so he sought me out just for some counseling, and I was able to talk with him. I was able to see Earnest Byner two days later down at the Senior Bowl, who was with The Fumble, and talk with him. Time heals. The thing that now, not only for Lee but for us, that you have to come to realize is how hard it is just to get back to that point – to get back to the AFC Championship game. To get back to the opportunity to have a chance to win it is really, really hard. You cannot underestimate how hard it is to get to that point and how much energy it will take for us just to get to that point where we can hopefully finish it off. That's what I'll be able to carry from those disappointments that I had in those years, is that you just can't turn the page and say, 'OK, we're going to be in the AFC Championship next year.' It's not going to happen. We have to roll up our sleeves and go to work."

**With the changes in compensation policies this year, do you think there will be more interest in restricted free agents, namely a guy like Lardarius Webb? (Matt Vensel)**

(NEWSOME) "I think when it gets to that ... This league covets draft picks. And so, in order to go after a restricted guy, No. 1, you have to give a number now that's something that I won't match, or we won't match as a team. And then you've got to also give up a significant draft choice, because we would put some numbers on there that would make it prohibitive for people. So, it would be like me ... There's going to be some restricted free agents that we would like, but is it going to be worth giving up a significant amount of cash and cap and a draft pick? When you deal with that double-whammy, even though the rules have been relaxed, you just go, 'Nah, no, I wouldn't do it.' That's just my philosophy."

**What were you really pleased about with the offense, and what needs to get better? (Keith Mills)**

(NEWSOME) "I'm not a stat guy, but it came up in the meeting that we had no turnovers in the red area. I mean, that's huge. Every time we got in the red area, we got points. So, you can look to that [and say] that was a big improvement, because we had some issues with that years before. I'm pleased with the way Torrey [Smith] developed. I'm pleased with the way [Dennis] Pitta developed. Hey, the way Joe [Flacco] plays, you know what? I see a quarterback that can play and that can win in this league. [Marshal] Yanda, finding a place for him [was pleasing]. Those three young corners that we've got, that we can lock down ... And to play in this division with Pittsburgh, with the receivers they've got, and A.J. Green at Cincinnati ... Those corners ... So, it was a lot for me to see. [Terrence] Cody, hey, to be able to play in this division, you've got to stop the run. So, it was a lot for me to like, but then again, when you look at the whole body, you go, 'There's still some things that we can do to make us better in.'"

**What are your thoughts about where Ed Reed and Ray Lewis are right now as they get a little older, and at what point do you begin looking for their successors? (Aaron Wilson)**

(BISCIOTTI) "We don't know if they're on the roster yet. I don't know that you ever look to replace Hall of Famers at their positions. I don't know that that matters. Jimmy Smith is Ed Reed's replacement. In other words, we have great players like [Haloti] Ngata and [Terrell] Suggs that are their replacements. We don't have enough money after paying Ngata and Suggs to go get Hall of Famers at linebacker and safety. So, they just rotate. They didn't find Ray Nitschke's replacement; 35 years later, they've got a great linebacker, but they didn't go out and replace him. I don't think you replace Hall of Famers. I think they show up in different areas, and as long as we're willing to spend the money, we will have four or five Pro Bowlers on our team. We think that Ray Rice has gotten it, we



think Joe [Flacco] could be there, and Torrey [Smith] could be there. We don't know where they're going to show up later. So, I don't think you replace them. And then, safety and linebacker might not be our best two positions three years from now. They might be rookie or second-year guys, up-and-comers."

**Steve, do you have any rooting interest in the Super Bowl this weekend? (Bruce Raffel)**

(BISCIOTTI) "I like the AFC. It's our conference. I like the Maras and the Krafts. They're both good owners; they've both treated me great. So no, I really don't. I don't know if I'll even watch the game."

**You talked about balancing the cap with a decision on Ben Grubbs. Same with Lardarius Webb, he came up big this year and he's got one more year left on his contract. Are his guys knocking on your door talking about getting a deal done? (Glenn Younes)**

(NEWSOME) "No, they have not. But, is that something that we would entertain? Yes. I think it would be best for this organization. The sooner you strike, the better deal you can get for yourself."

**Steve, when you view your players as almost an addition to your family, does it make contract negotiations more stressful because you have to balance not wanting to hurt their feelings with being a businessman? (Kevin Van Valkenburg)**

(BISCIOTTI) "That's exactly how you handle it. That's why you're a good writer. That's exactly right. That's why I stay out of those negotiations. I've never sat in a negotiation and I never will. I never talked to Ray Lewis about his negotiation during that time. He and I just kind of shut off our communication, whether it's texting or a call here or there, or a dinner a year – which we typically have in Florida – we didn't have a dinner that year. We just kind of shut it down and let these guys do their job. No, it is hard, so that's why these guys [in personnel] get paid the big bucks, because I don't want to be in the middle of that, because it's very difficult."

**How realistic is it to expect you and the team to be able to find the room to lock up Joe Flacco, Ray Rice and Ben Grubbs over the next 'X' amount of months, to have them here long term? (John Eisenberg)**

(NEWSOME) "I think to answer that, I would have to say then, 'Who would we let go to keep those three guys?' Because if we decide to let four or five players go, waive them, terminate them, then we could keep those three very easily. But, the key is balancing – keeping the good players that we've got and trying to re-sign those guys. Now, hopefully I didn't skirt it, but it's easy to do if I was to sit here [and say], 'I'm going to cut this guy, cut this guy and cut this guy.' Then, I could sign all three of those guys in two days."

(BISCIOTTI) "Or [you can] restructure the hell out of some contracts. That's the other way that we can get it done; we can just restructure a lot of contracts to fit them in, but then we'll end up paying for it three years from now. A window will close, and we'll be letting a bunch of guys go like we did in 2001 when we did just that to try and repeat that Super Bowl."

**Steve, you mentioned earlier about Joe Flacco being so maligned. What more do you think needs to be done to change the perception, and would Lee Evans have holding on to that football at the end of the AFC Championship done anything to change that perception? (Ken Weinman)**

(BISCIOTTI) "I think that's how unfair it is, is that if [Evans] catches that, and Joe goes in and slays New England and we're in the Super Bowl, then they would've said, 'Wow! He really played well.' So, he really did play well. Everybody knows that, but we're sitting here with you all instead of in Indianapolis. So yeah, [there have been] a couple of bad breaks like that for him. We had that with Anquan [Boldin] and 'Housh' [T.J. Houshmandzadeh] last year dropping a couple of passes, and they don't get hammered the way a quarterback does. But we also know that we've got to hold the critics at bay, because we know that the play-callers and the signal-caller are going to be the ones that always get – like we say – more of the blame and more of the credit than probably they deserve. So, we have to be balanced in our assessment."

**At the center position, are you happy with what you have there right now, and do you anticipate both of them being back, with [Matt] Birk and [Andre] Gurode? With Billy Cundiff, and it's kind of been skirted around, but do you anticipate him working with a sports psychologist or something? There's no position in sports like a relief pitcher in late innings or a kicker, in terms of winning and losing a game on one person's achievements. (Stan Charles)**

(NEWSOME) "That came up in our personnel meetings. I think Jerry [Rosburg] did a very good job of talking about Billy and where he thinks Billy's state is right now and where he thinks he will be in the 2012 season. The psychological aspect of it – I'm not very good at that. I know people fail in this business and I know that they have success. The only way you're going to be able to continue to have success is to be able to deal with your failures. As far as the center, we don't know what Matt Birk is going to do yet. He was in the building yesterday. Andre is a free agent, but he's acknowledged to me that he enjoyed his one year in Baltimore and would like to continue. I will say this: Before we line up and play in 2012, there will be another center on this football team in some capacity – free agency, draft or whatever."



**Ozzie, can you address a couple guys on your D-line? Haloti [Ngata], was he hurt this year? There's a lot of talk about maybe a leg injury slowing him down. And [Terrell] Suggs, as great of a year as he had, he had nine sacks, I think, in three games and six of his seven forced fumbles in three games. Is there anything that concerns you about teams taking him out or maybe about his consistency? (Steve Davis)**

(NEWSOME) "Haloti did have some injury, but I don't think that it hurt his performance down the stretch. The thing that you see with those guys ... You can have those 'hero' games, but this is the National Football League and you just can't have 'hero' games 16 weeks out of the season. It just doesn't happen, because you know what? Brian Waters is pretty good and Logan Mankins is pretty good, too. So, they play against other really good players. As far as Suggs, it's the same thing. We saw people starting to do some things to scheme [against] Suggs – using tight ends or chipping him as they go out. But, what we like about both of those guys is that they show up in both the run and pass. The stats show up as far as sacks, but the way both of those guys impact the way we play against the run, it's unbelievable."

**Steve, you mentioned about how maligned Joe Flacco is and how much it bothers you. How much of that do you think has to do with his personality, which is perceived to be laid back? How much does that factor in, especially with the fans? (Kevin Cowherd)**

(BISCIOTTI) "I think a lot of it, I really do. I think that it is perceived as a weakness when you're young, and yet, we had John Unitas here and he didn't scream and yell at people either. A lot of people take offense that Joe doesn't get mad at wide receivers, like literally, when the TV camera is on them and they drop balls. And Joe said, 'I don't expect them to yell at me when I throw at their ankles sometime. That's just part of the game, and they're not going to get over it quicker if I yell at them.' That's just not good enough for people. They're like, 'Bad answer,' and I'm thinking that was a pretty good answer. People want to see fire in their athletes. We know Joe has it, but should we get him a coach and tell him to fake it and be a 'rah-rah' guy and the next thing, he's focused on something other than what we want him to focus on? So, there's no doubt about it. I'm a Type-A [personality], and I have a brother that's a Type-B, and he's frustrated the hell out of me my entire life. I think that most people in sports want to see Type-A's, and Joe is solid in the Type-B Camp. (laughter) I think he is going to be extremely successful, and I think he's going to have rings, and I think he's got 10 years of his prime to show it, and I think that he will be rewarded for his personality in the long run, and hopefully our fans will, too."

**Which Harbaugh [Jim or John] is the A and the B? (Stan Charles)**

(BISCIOTTI) "They're A-plus and A-minus. [John] is the A-minus. (laughter) I've met his brother, trust me."

**Ozzie, what do you perceive is the biggest need for this team heading into the offseason, for this team to take the next step? (Garrett Downing)**

(NEWSOME) "I think you have to start with the offensive line. We were able to get 'Big Mac' [Bryant McKinnie] in here late in August and get him to play. He played every snap on the offensive side of the ball, which is incredible. We are going to have to build on the offensive line. I think we will still build at the receiver spot. I think we'll work there. And, you don't ever have enough pass rushers. So, if that guy is there, we'll entertain that also."

**Ozzie, you mentioned your appreciation for how hard it is to get even to the point you were this year. Personally, what keeps you going in climbing that mountain every season, and how much longer do you see yourself doing that? (Mark Viviano)**

(NEWSOME) "I was asked that down at the Senior Bowl, and my answer was, 'I enjoy coming to work every single day.' I work with good people. I enjoy Steve, Dick. John and I, we have a blast together – the coaches, my staff. I enjoy coming to work. I don't know if I have a bad day. I might make a lot of mistakes, but I don't know if I have a bad day at the office. With the people that are in the building, I really, really enjoy what I do. I don't know how much longer [I'll do this]. I want Super Bowls. Steve and I talk about two Super Bowls and three Super Bowls. Once I get to that point, I'll start deciding. But, I enjoy coming to work every day. This is a great place to come to work at. And, these three guys up here, they're great to work with."

# RAVENS IN OUR COMMUNITY

## 2011 SEASON RECAP

Throughout the 2011 season, the Ravens' players, coaches, staff, mascot and cheerleaders served the Baltimore community and beyond through various events and programs.

### PLAY 60



The Ravens hosted Play 60 assemblies at five local elementary/middle schools. Several Ravens players, including **LB Jameel McClain**, encouraged students to engage in 60 minutes of physical activity each day.



The Ravens hosted Play 60 football clinics to teach kids the fundamentals of football. **LB Brendon Ayanbadejo** was on hand at the annual Hispanic Heritage Football Clinic to run drills with 150 predominantly-Hispanic youth.



The Ravens hosted a Tri-Ravens Tournament as part of the NFL/United Way Hometown Huddle. **WR Torrey Smith** joined nearly 100 youth in a day filled with educational programming and physical activity.

### MILITARY



During training camp, the Ravens hosted the Warrior Transition Unit from Ft. Belvoir (Va.). After practice, the group had the opportunity to meet players, including **CB Lardarius Webb**, and take pictures.



Ravens players, including **WR Tandon Doss**, visited Ft. Meade to show their appreciation and support for members of the military. They greeted patrons donating blood and signed autographs.



Throughout the season, the Ravens continued their support for the military. In addition to providing complimentary game tickets to service men and women, they also sent care packages to troops overseas.

## RAVENS HELP SPREAD HOLIDAY CHEER



G/C Andre Gurode



RB Ray Rice



LB Ray Lewis



NT Brandon McKinney



S Ed Reed and QB Cary Williams



QB Tyrod Taylor and DB Danny Gorrer



# – ROSTER BREAKDOWN –

- Rosters
- Coaching Staff
- Depth Chart
- Pronunciation Guide
- How Built
- Participation Chart
- Game-By-Game Starters
- Transactions

# ALPHABETICAL ROSTER

As of 1/22/12 - 53 Players

No.	Name	Pos.	HT	WT	Birthdate	Exp.	College	Hometown
35	Allen, Anthony	RB	6-1	230	8/6/88	R	Georgia Tech	Tampa, FL
51	Ayanbadejo, Brendon	LB	6-1	225	9/7/80	9	UCLA	Santa Cruz, CA
77	Birk, Matt	C	6-4	310	7/23/76	14	Harvard	St. Paul, MN
81	Boldin, Anquan	WR	6-1	223	10/3/80	9	Florida State	Pahokee, FL
67	Boren, Justin	G/C	6-2	325	4/28/88	R	Ohio State	Pickerington, OH
23	Brown, Chykie	CB	5-11	190	12/26/86	R	Texas	Houston, TX
49	Bynes, Josh	LB	6-1	240	8/24/89	R	Auburn	Lauderdale Lakes, FL
25	Carr, Chris	CB/RS	5-10	182	4/30/83	7	Boise State	Reno, NV
62	Cody, Terrence	NT	6-4	349	6/28/88	2	Alabama	Fort Myers, FL
37	Cook, Emanuel	S	5-10	202	1/20/88	2	South Carolina	Riviera Beach, FL
46	Cox, Morgan	LS	6-4	241	4/26/86	2	Tennessee	Collierville, TN
7	Cundiff, Billy	K	6-1	212	3/30/80	7	Drake	Harlan, IA
84	Dickson, Ed	TE	6-4	255	7/25/87	2	Oregon	Bellflower, CA
17	Doss, Tandon	WR	6-2	205	9/22/89	R	Indiana	Indianapolis, IN
59	Ellerbe, Dannell	ILB	6-1	240	11/29/85	3	Georgia	Hamlet, NC
83	Evans, Lee	WR	5-10	197	3/11/81	8	Wisconsin	Bedford, OH
5	Flacco, Joe	QB	6-6	245	1/16/85	4	Delaware	Audubon, NJ
36	Gorrer, Danny	DB	6-0	185	6/1/86	2	Texas A&M	Port Arthur, TX
66	Grubbs, Ben	G	6-3	310	3/10/84	5	Auburn	Eclectic, AL
65	Gurode, Andre	C	6-4	318	3/6/79	10	Colorado	Houston, TX
95	Johnson, Jarret	OLB	6-3	260	8/14/81	9	Alabama	Cedar Key, FL
97	Jones, Arthur	DE	6-3	313	6/3/86	2	Syracuse	Endicott, NY
56	Jones, Edgar	OLB	6-3	262	12/1/84	5	S.E. Missouri St.	Rayville, LA
94	Kindle, Sergio	OLB	6-3	250	9/20/87	1	Texas	Dallas, TX
4	Koch, Sam	P	6-1	220	8/13/82	6	Nebraska	Seward, NE
99	Kruger, Paul	OLB	6-4	265	2/15/86	3	Utah	Orem, UT
44	Leach, Vonta	FB	6-0	260	11/6/81	8	East Carolina	Rowland, NC
52	Lewis, Ray	ILB	6-1	250	5/15/75	16	Miami	Lakeland, FL
53	McClain, Jameel	ILB	6-1	245	7/25/85	4	Syracuse	Philadelphia, PA
50	McClellan, Albert	LB	6-2	255	6/4/86	1	Marshall	Lakeland, FL
91	McKinney, Brandon	NT	6-2	345	8/24/83	6	Michigan State	Dayton, OH
78	McKinnie, Bryant	T	6-8	360	9/23/79	10	Miami	Woodbury, NJ
90	McPhee, Pernell	DE	6-3	280	12/17/88	R	Mississippi State	Pahokee, FL
43	Nakamura, Haruki	S	5-10	200	4/18/86	4	Cincinnati	Cleveland, OH
92	Ngata, Haloti	DT	6-4	330	1/21/84	6	Oregon	Salt Lake City, UT
74	Oher, Michael	T	6-4	315	5/28/86	3	Mississippi	Memphis, TN
88	Pitta, Dennis	TE	6-4	245	6/29/85	2	BYU	Moorpark, CA
31	Pollard, Bernard	S	6-1	224	12/23/84	6	Purdue	Fort Wayne, IN
93	Redding, Cory	DE	6-4	298	11/15/80	9	Texas	Houston, TX
20	Reed, Ed	S	5-11	200	9/11/78	10	Miami	St. Rose, LA
76	Reid, Jah	T	6-7	335	7/21/88	R	Central Florida	Haines City, FL
27	Rice, Ray	RB	5-8	212	1/22/87	4	Rutgers	New Rochelle, NY
22	Smith, Jimmy	CB	6-2	210	7/26/88	R	Colorado	Colton, CA
82	Smith, Torrey	WR	6-0	205	1/26/89	R	Maryland	Fallmouth, VA
55	Suggs, Terrell	OLB	6-3	260	10/11/82	9	Arizona State	Chandler, AZ
2	Taylor, Tyrod	QB	6-1	215	8/3/89	R	Virginia Tech	Hampton, VA
21	Webb, Lardarius	CB/RS	5-10	182	10/12/85	3	Nicholls State	Opelika, AL
29	Williams, Cary	CB	6-1	190	12/23/84	3	Washburn	Hollywood, FL
15	Williams, LaQuan	WR	6-0	200	6/27/88	R	Maryland	Baltimore, MD
34	Williams, Ricky	RB	5-10	230	5/21/77	11	Texas	San Diego, CA
87	Wilson, Kris	TE	6-2	245	8/22/81	8	Pittsburgh	Lancaster, PA
73	Yanda, Marshal	G/T	6-3	315	9/15/84	5	Iowa	Anamosa, IA
28	Zbikowski, Tom	S	5-11	200	5/22/85	4	Notre Dame	Arlington Heights, IL
<b>Practice Squad (8)</b>								
30	Berry, Damien	RB	5-10	211	10/22/92	R	Miami	Belle Glade, FL
61	Chisolm, Garrett	G/T	6-6	300	4/2/88	R	South Carolina	Charleston, SC
80	Drew, Davon	TE	6-4	260	12/9/85	1	East Carolina	New Bern, NC
68	Hall, Bryan	DT	6-0	295	9/12/88	R	Arkansas State	Paducah, KY
18	Livas, Phillip	WR/RS	5-8	175	4/24/89	R	Louisiana Tech	Houma, LA
60	Newton, Cecil	C	6-2	315	3/20/86	1	Tennessee State	Atlanta, GA
63	Wiggins, Kenny	T	6-6	314	8/8/88	R	Fresno State	Elk Grove, CA
14	Williams, Patrick	WR	6-1	204	1/13/86	1	Colorado	DeSoto, TX
<b>Practice Squad Injured (1)</b>								
10	Bradley, Rodney (back, 12/1)	WR	5-11	191	9/10/88	R	Hawaii	Dallas, TX
<b>Reserve/Injured List (6)</b>								
24	Foxworth, Domonique (knee, 9/28)	CB	5-11	180	3/27/83	7	Maryland	Randallstown, MD
70	Harewood, Ramon (ankle, 9/3)	T	6-6	340	2/3/87	2	Morehouse	St. Michael, Barbados
32	Lawrence, Matt (head, 8/30)	RB	6-1	209	5/5/85	3	Massachusetts	Bloomfield, CT
58	McAdoo, Michael (knee, 9/13)	OLB	6-7	245	7/9/90	R	North Carolina	Antioch, TN
16	Reed, David (knee, 12/26)	WR/RS	6-0	190	3/22/87	2	Utah	New Britain, CT
47	Williams, Chavis (foot, 12/21)	OLB	6-3	240	7/10/89	R	Alabama	Dora, AL

# NUMERICAL ROSTER

As of 1/22/12 - 53 Players

No.	Name	Pos.	Ht.	Wt.	Birthdate	Exp.	College	How Acq.	2011 Regular Season Games			
									P	S	DNP	INA
2	Tyrod Taylor	QB	6-1	215	8/3/89	R	Virginia Tech	D6 '11	3	0	13	0
4	Sam Koch	P	6-1	220	8/13/82	6	Nebraska	D6a '06	16	0	0	0
5	Joe Flacco	QB	6-6	245	1/16/85	4	Delaware	D1 '08	16	16	0	0
7	Billy Cundiff	K	6-1	212	3/30/80	7	Drake	FA '09	15	0	0	1
15	LaQuan Williams	WR	6-0	200	6/27/88	R	Maryland	FA '11	12	0	0	4
17	Tandon Doss	WR	6-2	205	9/22/89	R	Indiana	D4 '11	6	0	1	9
20	Ed Reed	S	5-11	200	9/11/78	10	Miami	D1 '02	16	16	0	0
21	Lardarius Webb	CB/RS	5-10	182	10/12/85	3	Nicholls State	D3 '09	16	15	0	0
22	Jimmy Smith	CB	6-2	210	7/26/88	R	Colorado	D1 '11	12	3	0	4
23	Chykie Brown	CB	5-11	190	12/26/86	R	Texas	D5a '11	7	0	2	7
25	Chris Carr	CB/RS	5-10	182	4/30/83	7	Boise State	UFA (TEN) '09	9	1	0	7
27	Ray Rice	RB	5-8	212	1/22/87	4	Rutgers	D2 '08	16	16	0	0
28	Tom Zbikowski	S	5-11	200	5/22/85	4	Notre Dame	D3b '08	14	4	0	2
29	Cary Williams	CB	6-1	190	12/23/84	3	Washburn	FA '09	16	16	0	0
31	Bernard Pollard	S	6-1	224	12/23/84	6	Purdue	UFA (HOU) '11	16	13	0	0
34	Ricky Williams	RB	5-10	230	5/21/77	11	Texas	UFA (MIA) '11	16	0	0	0
35	Anthony Allen	RB	6-1	230	8/6/88	R	Georgia Tech	D7 '11	5	0	0	11
36	Danny Gorrer	DB	6-0	185	6/1/86	2	Texas A&M	FA '10	11	0	0	4
37	Emanuel Cook	S	5-10	202	1/20/88	2	South Carolina	FA '11	13	0	0	3
43	Haruki Nakamura	S	5-10	200	4/18/86	4	Cincinnati	D6 '08	15	0	0	1
44	Vonta Leach	FB	6-0	260	11/6/81	8	East Carolina	UFA (HOU) '11	16	16	0	0
46	Morgan Cox	LS	6-4	241	4/26/86	2	Tennessee	FA '10	16	0	0	0
49	Josh Bynes	LB	6-1	240	8/24/89	R	Auburn	FA '11	1	0	0	0
50	Albert McClellan	LB	6-2	255	6/4/86	1	Marshall	FA '10	16	1	0	0
51	Brendon Ayanbadejo	LB	6-1	225	9/6/76	9	UCLA	UFA (CHI) '08	16	0	0	0
52	Ray Lewis	ILB	6-1	250	5/15/75	16	Miami	D1b '96	12	12	0	4
53	Jameel McClain	ILB	6-1	245	7/25/85	4	Syracuse	FA '08	16	16	0	0
55	Terrell Suggs	OLB	6-3	260	10/11/82	9	Arizona State	D1a '03	16	16	0	0
56	Edgar Jones	OLB	6-3	262	12/1/84	5	S.E. Missouri St.	FA '11	9	0	0	0
59	Dannell Ellerbe	ILB	6-1	240	11/29/85	3	Georgia	FA '09	9	3	0	7
62	Terrence Cody	NT	6-4	349	6/28/88	2	Alabama	D2b '10	16	16	0	0
65	Andre Gurode	C	6-4	318	3/6/79	10	Colorado	FA '11	13	5	3	0
66	Ben Grubbs	G	6-3	310	3/10/84	5	Auburn	D1 '07	10	10	0	6
67	Justin Boren	G/C	6-2	325	4/28/88	R	Ohio State	FA '11	0	0	0	0
73	Marshal Yanda	G/T	6-3	315	9/15/84	5	Iowa	D3b '07	16	16	0	0
74	Michael Oher	T	6-4	315	5/28/86	3	Mississippi	D1 '09	16	16	0	0
76	Jah Reid	T	6-7	335	7/21/88	R	Central Florida	D3 '11	16	0	0	0
77	Matt Birk	C	6-4	310	7/23/76	14	Harvard	UFA (MIN) '09	16	16	0	0
78	Bryant McKinnie	T	6-8	360	9/23/79	10	Miami	FA '11	16	16	0	0
81	Anquan Boldin	WR	6-1	223	10/3/80	9	Florida State	TR (ARI) '10	14	14	0	2
82	Torrey Smith	WR	6-0	205	1/26/89	R	Maryland	D2 '11	16	14	0	0
83	Lee Evans	WR	5-10	197	3/11/81	8	Wisconsin	TR (BUF) '11	9	2	0	7
84	Ed Dickson	TE	6-4	255	7/25/87	2	Oregon	D3 '10	16	16	0	0
87	Kris Wilson	TE	6-2	245	8/22/81	8	Pittsburgh	FA '11	15	0	0	1
88	Dennis Pitta	TE	6-4	245	6/29/85	2	BYU	D4 '10	16	2	0	0
90	Pernell McPhee	DE	6-3	280	12/17/88	R	Mississippi State	D5b '11	16	0	0	0
91	Brandon McKinney	NT	6-2	345	8/24/83	6	Michigan State	FA '08	12	0	0	4
92	Haloti Ngata	DT	6-4	330	1/21/84	6	Oregon	D1 '06	16	16	0	0
93	Cory Redding	DE	6-4	298	11/15/80	9	Texas	FA '10	15	11	0	1
94	Sergio Kindle	OLB	6-3	250	9/20/87	1	Texas	D2a '10	2	0	0	14
95	Jarret Johnson	OLB	6-3	260	8/14/81	9	Alabama	D4a '03	16	16	0	0
97	Arthur Jones	DE	6-3	313	6/3/86	2	Syracuse	D5b '10	14	1	0	2
99	Paul Kruger	OLB	6-4	265	2/15/86	3	Utah	D2 '09	16	0	0	0
<b>Practice Squad (8)</b>												
14	Patrick Williams	WR	6-1	204	1/13/86	1	Colorado	FA '11	0	0	0	0
18	Phillip Livas	WR/RS	5-8	175	4/24/89	R	Louisiana Tech	FA '11	0	0	0	0
30	Damien Berry	RB	5-10	211	10/21/88	R	Miami	FA '11	0	0	0	0
60	Cecil Newton	C	6-2	315	3/20/86	1	Tennessee State	FA '11	0	0	0	0
61	Garrett Chisolm	G/T	6-6	300	4/2/88	R	South Carolina	FA '11	0	0	0	0
63	Kenny Wiggins	T	6-6	314	8/8/88	R	Fresno State	FA '11	0	0	0	0
68	Bryan Hall	DT	6-0	295	9/12/88	R	Arkansas State	FA '11	0	0	0	0
80	Davon Drew	TE	6-4	260	12/9/85	1	East Carolina	D5b '09	0	0	0	0
<b>Practice Squad Injured (1)</b>												
10	Rodney Bradley (back, 12/1)	WR	5-11	191	9/10/88	R	Hawaii	FA '11	0	0	0	0
<b>Reserve/Injured List (6)</b>												
16	David Reed (knee, 12/26)	WR/RS	6-0	190	3/22/87	2	Utah	D5a '10	11	0	0	3
24	Domonique Foxworth (knee, 9/28)	CB	5-11	180	3/27/83	7	Maryland	UFA (ATL) '09	2	0	0	1
32	Matt Lawrence (head, 8/31)	RB	6-1	209	5/5/85	3	Massachusetts	FA '08	0	0	0	0
47	Chavis Williams (foot, 12/21)	OLB	6-3	240	7/10/89	R	Alabama	FA '11	5	0	0	2
58	Michael McAdoo (knee, 9/13)	OLB	6-7	245	7/9/90	R	North Carolina	FA '11	0	0	0	1
70	Ramon Harewood (ankle, 9/3)	T	6-6	340	2/3/87	2	Morehouse	D6 '10	0	0	0	0

# POSITIONAL ROSTER

As of 1/22/12 - 53 Players

## QUARTERBACKS

2	Tyrod Taylor	QB
5	Joe Flacco	QB

## WIDE RECEIVERS

15	LaQuan Williams	WR
17	Tandon Doss	WR
81	Anquan Boldin	WR
82	Torrey Smith	WR
83	Lee Evans	WR

## RUNNING BACKS

27	Ray Rice	RB
34	Ricky Williams	RB
35	Anthony Allen	RB
44	Vonta Leach	FB

## TIGHT ENDS

84	Ed Dickson	TE
87	Kris Wilson	TE
88	Dennis Pitta	TE

## OFFENSIVE LINE

65	Andre Gurode	C
66	Ben Grubbs	G
67	Justin Boren	G/C
73	Marshal Yanda	G/T
74	Michael Oher	T
76	Jah Reid	T
77	Matt Birk	C
78	Bryant McKinnie	T

## SPECIALISTS

4	Sam Koch	P
7	Billy Cundiff	K
46	Morgan Cox	LS

## PRACTICE SQUAD

18	Phillip Livas	WR/RS
30	Damien Berry	RB
60	Cecil Newton	C
61	Garrett Chisolm	G/T
63	Kenny Wiggins	T
68	Bryan Hall	DT
71	D.J. Jones	T
80	Davon Drew	TE

## SECONDARY

20	Ed Reed	S
21	Lardarius Webb	CB/RS
22	Jimmy Smith	CB
23	Chykie Brown	CB
25	Chris Carr	CB
28	Tom Zbikowski	S
29	Cary Williams	CB
31	Bernard Pollard	S
36	Danny Gorrer	DB
37	Emanuel Cook	S
43	Haruki Nakamura	S

## LINEBACKERS

49	Josh Byner	LB
50	Albert McClellan	LB
51	Brendon Ayanbadejo	LB
52	Ray Lewis	ILB
53	Jameel McClain	ILB
55	Terrell Suggs	OLB
56	Edgar Jones	OLB
59	Dannell Ellerbe	ILB
94	Sergio Kindle	OLB
95	Jarret Johnson	OLB
99	Paul Kruger	OLB

## DEFENSIVE LINE

62	Terrence Cody	NT
90	Pernell McPhee	DE
91	Brandon McKinney	NT
92	Haloti Ngata	DT
93	Cory Redding	DE
97	Arthur Jones	DT

## RESERVE/INJURED

16	David Reed (knee, 12/26)	WR/RS
24	Domonique Foxworth (knee, 9/28)	CB
32	Matt Lawrence (head, 8/30)	RB
47	Chavis Williams (foot, 12/21)	OLB
58	Michael McAdoo (knee, 9/13)	OLB
70	Ramon Harewood (ankle, 9/3)	T

## PRACTICE SQUAD/INJURED

10	Rodney Bradley (back, 12/1)	WR
----	-----------------------------	----

# COACHING STAFF

<b>John Harbaugh</b>	Head Coach
<b>Jerry Rosburg</b>	Assistant Head Coach/Special Teams Coordinator
<b>Cam Cameron</b>	Offensive Coordinator
<b>Chuck Pagano</b>	Defensive Coordinator
<b>Roy Anderson</b>	Defensive Assistant/Secondary
<b>Teryl Austin</b>	Secondary
<b>Clarence Brooks</b>	Defensive Line
<b>Jason Brooks</b>	Offensive Quality Control
<b>Randy Brown</b>	Kicking Consultant
<b>John "Mother" Dunn</b>	Assistant Strength and Conditioning
<b>Wade Harman</b>	Tight Ends

<b>Jim Hostler</b>	Wide Receivers
<b>Marwan Maalouf</b>	Assistant Special Teams
<b>Andy Moeller</b>	Offensive Line
<b>Ted Monachino</b>	Outside Linebackers
<b>Wilbert Montgomery</b>	Running Backs
<b>Dean Pees</b>	Linebackers
<b>Bob Rogucki</b>	Strength and Conditioning
<b>Craig Ver Steeg</b>	Offensive Assistant/Quarterbacks
<b>Todd Washington</b>	Assistant Offensive Line
<b>Matt Weiss</b>	Head Coach's Assistant



# DEPTH CHART

Last updated 1.22.12 by Ravens PR staff.

## OFFENSE

<b>WR</b>	<u>82</u> <u>Torrey Smith (16/14)</u>	83 Lee Evans (9/2)	
<b>WR</b>	81 Anquan Boldin (14/14)	<u>17</u> <u>Tandon Doss (6/0)</u>	<u>15</u> <u>LaQuan Williams (12/0)</u>
<b>LT</b>	78 Bryant McKinnie (16/16)	<u>76</u> <u>Jah Reid (16/0)</u>	
<b>LG</b>	66 Ben Grubbs (10/10)	65 Andre Gurode (13/5)	<u>67</u> <u>Justin Boren (0/0)</u>
<b>C</b>	77 Matt Birk (16/16)	65 Andre Gurode (13/5)	<u>67</u> <u>Justin Boren (0/0)</u>
<b>RG</b>	73 Marshal Yanda (16/16)	65 Andre Gurode (13/5)	<u>67</u> <u>Justin Boren (0/0)</u>
<b>RT</b>	74 Michael Oher (16/16)	<u>76</u> <u>Jah Reid (16/0)</u>	
<b>TE</b>	84 Ed Dickson (16/16)	88 Dennis Pitta (16/2)	87 Kris Wilson (15/0)
<b>QB</b>	5 Joe Flacco (16/16)	<u>2</u> <u>Tyrod Taylor (3/0)</u>	
<b>FB</b>	44 Vonta Leach (16/16)		
<b>RB</b>	27 Ray Rice (16/16)	34 Ricky Williams (16/0)	<u>35</u> <u>Anthony Allen (5/0)</u>

## DEFENSE

<b>DT</b>	92 Haloti Ngata (16/16)	97 Arthur Jones (14/1)	
<b>NT</b>	62 Terrence Cody (16/16)	91 Brandon McKinney (12/0)	
<b>DE</b>	93 Cory Redding (15/11)	97 Arthur Jones (14/1)	<u>90</u> <u>Pernell McPhee (16/0)</u>
<b>Rush</b>	55 Terrell Suggs (16/16)	99 Paul Kruger (16/0)	56 Edgar Jones (9/0)
<b>Will</b>	53 Jameel McClain (16/16)	59 Dannell Ellerbe (9/3)	<u>49</u> <u>Josh Bynes (1/0)</u>
<b>Mike</b>	52 Ray Lewis (12/12)	51 Brendon Ayanbadejo (16/0)	<u>50</u> <u>Albert McClellan (16/1)</u>
<b>Sam</b>	95 Jarret Johnson (16/16)	<u>94</u> <u>Sergio Kindle (2/0)</u>	
<b>LCB</b>	21 Lardarius Webb (16/15)	<u>22</u> <u>Jimmy Smith (12/3)</u>	<u>23</u> <u>Chykie Brown (7/0)</u>
<b>SS</b>	31 Bernard Pollard (16/13)	28 Tom Zbikowski (14/4)	
<b>FS</b>	20 Ed Reed (16/16)	43 Haruki Nakamura (15/0)	37 Emanuel Cook (13/0)
<b>RCB</b>	29 Cary Williams (16/16)	25 Chris Carr (9/1)	36 Danny Gorrer (11/0)

## SPECIAL TEAMS

<b>P</b>	4 Sam Koch (16/0)		
<b>K</b>	7 Billy Cundiff (15/0)		
<b>H</b>	4 Sam Koch (16/0)		
<b>LS</b>	46 Morgan Cox (16/0)		
<b>KOR</b>	28 Tom Zbikowski (14/4)	21 Lardarius Webb (16/15)	25 Chris Carr (9/1)
<b>PR</b>	21 Lardarius Webb (16/15)	25 Chris Carr (9/1)	28 Tom Zbikowski (14/4)

(2011 Games Played/Games Started)

Rookie and 1st-Year Players Underlined

\* Injured

## PRONUNCIATION GUIDE

**Players:** **Brendon Ayanbadejo** (EYE-on-bah-day-joe), **Chykie Brown** (SHOCK-ee), **Dannell Ellerbe** (duh-NELL ELL-er-bee), **Domonique Foxworth** (dah-muh-NEEK), **Danny Gorrer** (GORE-er), **Andre Gurode** (jer-ODD), **Sam Koch** (Cook), **Pernell McPhee** (purr-NELL), **Haruki Nakamura** (ha-ROO-key nah-kah-MURR-ah), **Haloti Ngata** (ha-LOW-tee NAH-tah), **Michael Oher** (Oar), **Dennis Pitta** (PIT-uh), **Jah Reid** (JA), **Lardarius Webb** (lahr-DARE-ee-us), **Chavis Williams** (CHAY-vuss), **Marshal Yanda** (YAWN-da), **Tom Zbikowski** (Zih-bih-KOW-skee)  
**Coaches:** **Ted Monachino** (mah-nah-KEY-no), **Bob Rogucki** (ruh-GUS-key), **Craig Ver Steeg** (ver-STEGG)

# HOW RAVENS ARE BUILT

HOW ACQUIRED			RAVENS BY DRAFT ROUND		
Year	Player	Acquired	1st round (11)	Team	Year (Pick)
1996	LB Ray Lewis	D1b	LB Ray Lewis	Bal.	1996 (26th)
2002	S Ed Reed	D1	RB Ricky Williams	NO	1999 (5th)
2003	OLB Jarret Johnson	D4a	T Bryant McKinnie	Min.	2002 (7th)
	OLB Terrell Suggs	D1a	S Ed Reed	Bal.	2002 (24th)
2006	P Sam Koch	D6a	LB Terrell Suggs	Bal.	2003 (10th)
	DT Haloti Ngata	D1	WR Lee Evans	Buf.	2004 (13th)
2007	G Ben Grubbs	D1	NT Haloti Ngata	Bal.	2006 (12th)
	OLB Edgar Jones	RFA	G Ben Grubbs	Bal.	2007 (29th)
	G/T Marshal Yanda	D3b	QB Joe Flacco	Bal.	2008 (18th)
2008	LB Brendon Ayanbadejo	UFA (Chi.)	T Michael Oher	Bal.	2009 (23rd)
	QB Joe Flacco	D1	CB Jimmy Smith	Bal.	2010 (27th)
	CB Dominique Foxworth [IR]	UFA (Atl.)			
	RB Matt Lawrence [IR]	FA	<b>2nd round (9)</b>		
	LB Jameel McClain	RFA	C Andre Gurode	Dal.	2002
	DT Brandon McKinney	FA	WR Anquan Boldin	Ari.	2003
	S Haruki Nakamura	D6	TE Kris Wilson	KC	2004
	RB Ray Rice	D2	S Bernard Pollard	KC	2006
	S Tom Zbikowski	D3b	RB Ray Rice	Bal.	2008
2009	C Matt Birk	UFA (Min.)	DE Paul Kruger	Bal.	2009
	CB Chris Carr	UFA (Ten.)	LB Sergio Kindle	Bal.	2010
	K Billy Cundiff	FA	NT Terrence Cody	Bal.	2010
	LB Dannell Ellerbe	RFA	WR Torrey Smith	Bal.	2011
	DE Paul Kruger	D2			
	T Michael Oher	D1	<b>3rd round (7)</b>		
	CB Lardarius Webb	D3	DE Cory Redding	Det.	2003
	CB Cary Williams	FA	CB Dominique Foxworth [IR]	Den.	2005
2010	WR Anquan Boldin	TR (Ari.)	G/T Marshal Yanda	Bal.	2007
	NT Terrence Cody	D2b	S Tom Zbikowski	Bal.	2008
	LS Morgan Cox	RFA	CB Lardarius Webb	Bal.	2009
	TE Ed Dickson	D3	TE Ed Dickson	Bal.	2010
	DB Danny Gorrer	FA	T Jah Reid	Bal.	2011
	T Ramon Harewood [IR]	D6			
	DE Arthur Jones	D5b	<b>4th round (3)</b>		
	OLB Sergio Kindle	D2a	LB Jarret Johnson	Bal.	2003
	LB Albert McClellan	RFA	TE Dennis Pitta	Bal.	2010
	TE Dennis Pitta	D4	WR Tandon Doss	Bal.	2011
	DE Cory Redding	FA			
	WR/RS David Reed [IR]	D5a	<b>5th round (4)</b>		
2011	RB Anthony Allen	D7	WR/RS David Reed [IR]	Bal.	2010
	G/C Justin Boren	RFA	DE Arthur Jones	Bal.	2010
	CB Chykie Brown	D5a	CB Chykie Brown	Bal.	2011
	LB Josh Bynes	RFA	DE Pernell McPhee	Bal.	2011
	S Emanuel Cook	FA			
	WR Tandon Doss	D4	<b>6th round (5)</b>		
	WR Lee Evans	TR (Buf.)	C Matt Birk	Min.	1998
	C Andre Gurode	FA	P Sam Koch	Bal.	2006
	FB Vonta Leach	UFA (Hou.)	S Haruki Nakamura	Bal.	2008
	DE Michael McAdoo [IR]	RFA	T Ramon Harewood [IR]	Bal.	2010
	T Bryant McKinnie	FA	QB Tyrod Taylor	Bal.	2011
	DE Pernell McPhee	D5b			
	S Bernard Pollard	UFA (Hou.)	<b>7th round (2)</b>		
	T Jah Reid	D3	CB Cary Williams	Ten.	2008
	CB Jimmy Smith	D1	RB Anthony Allen	Bal.	2011
	WR Torrey Smith	D2			
	QB Tyrod Taylor	D6	<b>Undrafted (18)</b>		
	OLB Chavis Williams [IR]	RFA	LB Brendon Ayanbadejo	Atl.	1999
	RB Ricky Williams	UFA (Mia.)	K Billy Cundiff	Dal.	2002
	WR LaQuan Williams	RFA	FB Vonta Leach	GB	2004
	TE Kris Wilson	FA	CB Chris Carr	Oak.	2005
			DT Brandon McKinney	SD	2006
			OLB Edgar Jones	Bal.	2007
			RB Matt Lawrence [IR]	Chi.	2008
			LB Jameel McClain	Bal.	2008
			S Emanuel Cook	NYJ	2009
			LB Dannell Ellerbe	Bal.	2009
			DB Danny Gorrer	NO	2009
			LS Morgan Cox	Bal.	2010
			LB Albert McClellan	Bal.	2010
			G/C Justin Boren	Bal.	2011
			LB Josh Bynes	Bal.	2011
			DE Michael McAdoo [IR]	Bal.	2011
			OLB Chavis Williams [IR]	Bal.	2011
			WR LaQuan Williams	Bal.	2011

(UFA)--Unrestricted Free Agent  
(RFA)--Rookie Free Agent  
Injured Reserve Players in Italics



# GAME-BY-GAME STARTERS

GAME		OFFENSE											Other
		WR	LT	LG	C	RG	RT	TE	WR	QB	RB	FB	
9/11/11	Pittsburgh	Boldin	McKinnie	Grubbs	Birk	Yanda	Oher	Dickson	Evans	Flacco	Rice	Leach	n/a
9/18/11	at Tennessee	Boldin	McKinnie	LeVoi	Birk	Yanda	Oher	Dickson	n/a	Flacco	Rice	Leach	<b>Pitta (TE)</b>
9/25/11	at St. Louis	Boldin	McKinnie	Gurode	Birk	Yanda	Oher	Dickson	<b>T. Smith</b>	Flacco	Rice	Leach	n/a
10/2/11	vs. NY Jets	Boldin	McKinnie	Gurode	Birk	Yanda	Oher	Dickson	T. Smith	Flacco	Rice	Leach	n/a
10/16/11	vs. Houston	Boldin	McKinnie	Gurode	Birk	Yanda	Oher	Dickson	T. Smith	Flacco	Rice	Leach	n/a
10/24/11	at Jacksonville	Boldin	McKinnie	Gurode	Birk	Yanda	Oher	Dickson	T. Smith	Flacco	Rice	Leach	n/a
10/30/11	Arizona	Boldin	McKinnie	Gurode	Birk	Yanda	Oher	Dickson	T. Smith	Flacco	Rice	Leach	n/a
11/6/11	at Pittsburgh	Boldin	McKinnie	Grubbs	Birk	Yanda	Oher	Dickson	T. Smith	Flacco	Rice	Leach	n/a
11/13/11	at Seattle	Boldin	McKinnie	Grubbs	Birk	Yanda	Oher	Dickson	T. Smith	Flacco	Rice	Leach	n/a
11/20/11	Cincinnati	Boldin	McKinnie	Grubbs	Birk	Yanda	Oher	Dickson	T. Smith	Flacco	Rice	Leach	n/a
11/24/11	San Francisco	Boldin	McKinnie	Grubbs	Birk	Yanda	Oher	Dickson	T. Smith	Flacco	Rice	Leach	n/a
12/4/11	at Cleveland	Boldin	McKinnie	Grubbs	Birk	Yanda	Oher	Dickson	T. Smith	Flacco	Rice	Leach	n/a
12/11/11	Indianapolis	Boldin	McKinnie	Grubbs	Birk	Yanda	Oher	Dickson	T. Smith	Flacco	Rice	Leach	n/a
12/18/11	at San Diego	Boldin	McKinnie	Grubbs	Birk	Yanda	Oher	Dickson	T. Smith	Flacco	Rice	Leach	n/a
12/24/11	Cleveland	Evans	McKinnie	Grubbs	Birk	Yanda	Oher	Dickson	T. Smith	Flacco	Rice	Leach	n/a
1/1/12	at Cincinnati	n/a	McKinnie	Grubbs	Birk	Yanda	Oher	Dickson	T. Smith	Flacco	Rice	Leach	Pitta (TE/WR)
1/15/12	vs. Houston (Div.)	Boldin	McKinnie	Grubbs	Birk	Yanda	Oher	Dickson	T. Smith	Flacco	Rice	Leach	n/a
1/22/12	at New England (AFC)	Boldin	McKinnie	Grubbs	Birk	Yanda	Oher	Pitta	n/a	Flacco	Rice	Leach	Wilson (TE)

GAME		DEFENSE											Other
		DT	DE	NT	Sam	Mike	Will	Rush	RCB	LCB	SS	FS	
9/11/11	Pittsburgh	Ngata	Redding	Cody	Johnson	Lewis	J. McClain	Suggs	C. Williams	Webb	Zbikowski	Reed	n/a
9/18/11	at Tennessee	Ngata	Redding	Cody	Johnson	Lewis	J. McClain	Suggs	C. Williams	Webb	Zbikowski	Reed	n/a
9/25/11	at St. Louis	Ngata	Redding	Cody	Johnson	Lewis	J. McClain	Suggs	C. Williams	Webb	Zbikowski	Reed	n/a
10/2/11	vs. NY Jets	Ngata	n/a	Cody	Johnson	Lewis	J. McClain	Suggs	C. Williams	Webb	Zbikowski	Reed	Pollard (S)
10/16/11	vs. Houston	Ngata	Redding	Cody	Johnson	Lewis	J. McClain	Suggs	C. Williams	Webb	Pollard	Reed	n/a
10/24/11	at Jacksonville	Ngata	Redding	Cody	Johnson	Lewis	J. McClain	Suggs	C. Williams	Webb	Pollard	Reed	n/a
10/30/11	Arizona	Ngata	n/a	Cody	Johnson	Lewis	J. McClain	Suggs	C. Williams	Webb	Pollard	Reed	Carr (DB)
11/6/11	at Pittsburgh	Ngata	Redding	Cody	Johnson	Lewis	J. McClain	Suggs	C. Williams	Webb	Pollard	Reed	n/a
11/13/11	at Seattle	Ngata	Redding	Cody	Johnson	Lewis	J. McClain	Suggs	C. Williams	Webb	Pollard	Reed	n/a
11/20/11	Cincinnati	Ngata	Redding	Cody	Johnson	Ellerbe	J. McClain	Suggs	C. Williams	Webb	Pollard	Reed	n/a
11/24/11	San Francisco	Ngata	Redding	Cody	Johnson	<b>McClellan</b>	J. McClain	Suggs	C. Williams	Webb	Pollard	Reed	n/a
12/4/11	at Cleveland	Ngata	n/a	Cody	Johnson	Ellerbe	J. McClain	Suggs	C. Williams	<b>J. Smith</b>	Pollard	Reed	Webb (DB)
12/11/11	Indianapolis	Ngata	n/a	Cody	Johnson	Ellerbe	J. McClain	Suggs	C. Williams	J. Smith	Pollard	Reed	Webb (DB)
12/18/11	at San Diego	Ngata	Redding	Cody	Johnson	Lewis	J. McClain	Suggs	C. Williams	J. Smith	Pollard	Reed	n/a
12/24/11	Cleveland	Ngata	<b>A. Jones</b>	Cody	Johnson	Lewis	J. McClain	Suggs	C. Williams	Webb	Pollard	Reed	n/a
1/1/12	at Cincinnati	Ngata	Redding	Cody	Johnson	Lewis	J. McClain	Suggs	C. Williams	Webb	Pollard	Reed	n/a
1/15/12	vs. Houston (Div.)	Ngata	Redding	Cody	Johnson	Lewis	J. McClain	Suggs	C. Williams	Webb	Pollard	Reed	n/a
1/22/12	at New England (AFC)	Ngata	n/a	Cody	Johnson	Lewis	Ellerbe	Suggs	C. Williams	J. Smith	Pollard	Reed	Webb (DB)

# 2011 TRANSACTIONS

- **Jan. 11:** Signed free agent **WR James Hardy** to a Reserve/Future contract.
- **Jan. 14:** Waived FB Jason McKie; Signed G/C Bryan Mattison from the practice squad to the 53-man roster.
- **Jan. 17:** Signed T Brady Bond, QB Hunter Cantwell, DB Danny Gorrer, WR Justin Harper, OLB Albert McClellan, T Andre Ramsey and RB Curtis Steele to Reserve/Future contracts
- **Feb. 10:** Signed free agent FB Jason McKie.
- **March 2:** Signed restricted free agent DT Lamar Divens.
- **March 3:** Signed free agent **T Eric Vanden Heuval**; DT Haloti Ngata signed franchise tender.
- **July 28:** Waived DT Lamar Divens and RB Curtis Steele; Terminated the contracts of vested veterans NT Kelly Gregg, TE Todd Heap, WR Derrick Mason and RB Willis McGahee; Signed 2011 Draft picks **RB Anthony Allen, CB Chykie Brown, WR Tandon Doss, DE Pernell McPhee, T Jah Reid, WR Torrey Smith** and **Tyrod Taylor**; Signed rookie free agents **DT Cornell Banks, C Tim Barnes, C Ryan Bartholomew, RB Damien Berry, G/C Justin Boren, WR Rodney Bradley, LB Josh Bynes, S Eugene Clifford, DT Bryan Hall, CB Talmadge Jackson, LB Anthony Leon, G Colin Madison, FB Ryan Mahaffey, WR Hakeem Moore, TE Johdrick Morris, DB Michael Ricks, DT Terron Sanders, RB Walter Sanders, LS Patrick Scales, S Mana Silva, DT Derek Simmons, CB Josh Victorian, LB Chavis Williams, WR LaQuan Williams, S Nate Williams, WR Terrell Zachery.**
- **July 29:** Signed draft pick **CB Jimmy Smith**; Re-signed unrestricted free agent G/T Marshal Yanda; Signed restricted free agents T Oniel Cousins, LB Tavares Gooden, LB Jameel McClain, S Haruki Nakamura and S Tom Zbikowski; Signed Exclusive Rights free agents LS Morgan Cox, LB Dannell Ellerbe, G/C Bryan Mattison and CB Cary Williams; Signed free agents LB Prescott Burgess, RB Jalen Parmele and WR Marcus Smith; Withdrew tender for DT Kelly Talavou; T Eric Vanden Heuval left squad.
- **July 30:** Re-signed DT Lamar Divens; Signed rookie free agent **T Alex Solot**.
- **Aug. 2:** Re-signed free agent CB Chris Carr; Signed unrestricted **FB Vonta Leach**; Waived T Alex Solot.
- **Aug. 4:** Signed unrestricted free agent **S Bernard Pollard**.
- **Aug. 5:** Waived FB Jason McKie.
- **Aug. 8:** Waived S Eugene Clifford and DB Michael Ricks; Signed free agent **TE Jonathan Stupar** and **TE Kris Wilson**.
- **Aug. 9:** Waived RB Walter Sanders; Signed unrestricted free agent **RB Ricky Williams** and free agent **G/T Kyle Calloway**.
- **Aug. 10:** Waived WR Hakeem Moore.
- **Aug. 13:** Acquired **WR Lee Evans** from the Buffalo Bills in exchange for a 2012 draft pick.
- **Aug. 15:** Waived DT Terron Sanders; Signed rookie free agent **K/P Jake Harfman**.
- **Aug. 21:** Waived G/T Kyle Calloway and G Colin Madison; Signed free agents **T Mark LeVoir** and **G/C Jason Murphy**.
- **Aug. 23:** Waived (Injured Reserve) DB Marcus Paschal; Signed rookie free agent **DE Michael McAdoo**.
- **Aug. 24:** Waived K/P Jake Harfman; Signed free agent **T Bryant McKinnie**.
- **Aug. 25:** Waived DB Marcus Paschal.
- **Aug. 28:** Waived DT Cornell Banks, C Ryan Bartholomew, T Brady Bond, WR Rodney Bradley, T Oniel Cousins, WR Justin Harper, LB Anthony Leon, TE Jonathan Stupar and WR Terrell Zachery.
- **Aug. 31:** Placed RB Matt Lawrence (head) on Injured Reserve
- **Sept. 3:** Placed T Ramon Harewood (ankle) on Injured Reserve; Terminated the contract of vested veteran LB Prescott Burgess; Waived (Injured Reserve) WR James Hardy; Waived C Tim Barnes, RB Damien Berry, G/C Justin Boren, LB Josh Bynes, QB Hunter Cantwell, DT Lamar Divens, TE Davon Drew, LB Tavares Gooden, DB Danny Gorrer, DT Bryan Hall, CB Talmadge Jackson, WR Brandon Jones, FB Ryan Mahaffey, TE Johdrick Morris, C Jason Murphy, RB Jalen Parmele, T Andre Ramsey, LS Patrick Scales, S Mana Silva, DT Derek Simmons, WR Marcus Smith, CB Josh Victorian, LB Chavis Williams and S Nate Williams.
- **Sept. 4:** Signed RB Damien Berry, G/C Justin Boren, QB Hunter Cantwell, DB Danny Gorrer, DT Bryan Hall, FB Ryan Mahaffey, S Mana Silva and LB Chavis Williams to the practice squad.
- **Sept. 5:** Signed free agent **C Andre Gurode**.
- **Sept. 6:** Waived S Mana Silva from the practice squad; Signed **T Austin Howard** to the practice squad.
- **Sept. 13:** Placed OLB Michael McAdoo (knee) on Injured Reserve.
- **Sept. 17:** Waived LB Jason Phillips; Signed DB Danny Gorrer from the practice squad to the 53-man roster.
- **Sept. 20:** Signed S Mana Silva to the practice squad.
- **Sept. 28:** Placed CB Domonique Foxworth (knee) on Injured Reserve; Signed LB Prescott Burgess to the 53-man roster.
- **Sept. 29:** Waived QB Hunter Cantwell from the practice squad; Signed WR Rodney Bradley to the practice squad.
- **Oct. 4:** Terminated the contract of vested veteran LB Prescott Burgess; Signed **CB Bryan McCann** to the 53-man roster.
- **Oct. 18:** Terminated the contract of vested veteran G/T Mark LeVoir; Signed LB Prescott Burgess to the 53-man roster.
- **Oct. 19:** Waived WR Rodney Bradley from the practice squad; Signed **T D.J. Jones** to the practice squad.
- **Nov. 1:** Waived S Mana Silva from the practice squad and signed WR Rodney Bradley to the practice squad; Placed LB Prescott Burgess (thigh) on Injured Reserve.
- **Nov. 2:** Signed **OLB Edgar Jones** to the 53-man roster.
- **Nov. 3:** Waived CB/RS Bryan McCann; Promoted OLB Chavis Williams from the practice squad to the 53-man roster.
- **Nov. 9:** Signed LB Josh Bynes to the practice squad.
- **Nov. 16:** Signed TE Davon Drew to the practice squad after FB Ryan Mahaffey was claimed by Indianapolis off the Ravens' practice squad.
- **Nov. 23:** Waived G/C Bryan Mattison; Signed LB Josh Bynes from the practice squad to the 53-man roster.
- **Nov. 28:** Signed **C Cecil Newton** and **T Kenny Wiggins** to the practice squad after T Austin Howard was claimed by the New York Jets off the practice squad.
- **Nov. 29:** Claimed **S Emanuel Cook** off NFL waivers (NYJ); Waived LB Josh Bynes.
- **Dec. 1:** Placed WR Rodney Bradley (back) on practice squad injured list; Signed LB Josh Bynes to the practice squad.
- **Dec. 2:** Waived (injury settlement) LB Prescott Burgess.
- **Dec. 21:** Placed OLB Chavis Williams (foot) on Injured Reserve; Signed **K Shayne Graham** to the 53-man roster.
- **Dec. 26:** Placed WR/RS David Reed (knee) on Injured Reserve.
- **Dec. 27:** Signed T D.J. Jones from the practice squad to the active roster; Signed **WR Patrick Williams** to the practice squad.
- **Jan. 3:** Terminated the contract of veteran K Shayne Graham; Signed G/C Justin Boren to the active roster from the practice squad; Signed **WR/RS Phillip Livas** to the practice squad.
- **Jan. 14:** Waived T D.J. Jones; Signed LB Josh Bynes from the practice squad to the 53-man roster.
- **Jan. 18:** Signed **G/T Garrett Chisolm** to the practice squad.

(Bold denotes first time player has joined the Ravens.)



# – RAVENS STATISTICS –

- Cumulative Season Stats
- Team Game-by-Game Statistics
- Longest Plays from Scrimmage
- Team Superlatives
- Individual Superlatives
- Turnover Table
- Inside-the-20 Scoring
- First Downs
- Pass Completions by Distance
- The Last Time
- Penalty Challenges
- Seasonal Drive Charts
- 2011 Game Recaps

# RAVENS POSTSEASON STATISTICS

## WON 1, LOST 1

01/15 W 20-13 Houston 71,547  
 01/22 L 20-23 at New England 68,756

	Balt.	Opp.
<b>TOTAL FIRST DOWNS</b>	<b>30</b>	<b>41</b>
Rushing	8	13
Passing	22	26
Penalty	0	2
3rd Down: Made/Att	13/33	10/26
3rd Down Pct.	39.4	38.5
4th Down: Made/Att	0/2	1/2
4th Down Pct.	0.0	50.0
<b>POSSESSION AVG.</b>	<b>32:26</b>	<b>27:34</b>
<b>TOTAL NET YARDS</b>	<b>625</b>	<b>645</b>
Avg. Per Game	312.5	322.5
Total Plays	133	131
Avg. Per Play	4.7	4.9
<b>NET YARDS RUSHING</b>	<b>203</b>	<b>227</b>
Avg. Per Game	101.5	113.5
Total Rushes	62	59
<b>NET YARDS PASSING</b>	<b>422</b>	<b>418</b>
Avg. Per Game	211.0	209.0
Sacked/Yards Lost	8/60	1/5
Gross Yards	482	423
Att./Completions	63/36	71/39
Completion Pct.	57.1	54.9
Had Intercepted	1	5
<b>PUNTS/AVERAGE</b>	<b>13/47.6</b>	<b>7/42.4</b>
<b>NET PUNTING AVG.</b>	<b>13/43.7</b>	<b>7/39.0</b>
<b>PENALTIES/YARDS</b>	<b>6/33</b>	<b>4/25</b>
<b>FUMBLES/BALL LOST</b>	<b>4/0</b>	<b>5/2</b>
<b>TOUCHDOWNS</b>	<b>4</b>	<b>3</b>
Rushing	0	3
Passing	4	0
Returns	0	0

* SCORE BY PERIODS	Q1	Q2	Q3	Q4	OT	PTS
TEAM	17	10	10	3	0	40
OPPONENTS	6	20	3	7	0	36

* SCORING	TD-Ru-Pa-Rt	K-PAT	FG	S	PTS
Cundiff	0 0 0 0	4/ 4	4/ 5	0	16
Boldin	1 0 1 0			0	6
Pitta	1 0 1 0			0	6
T. Smith	1 0 1 0			0	6
Wilson	1 0 1 0			0	6
TEAM	4 0 4 0	4/ 4	4/ 5	0	40
OPPONENTS	3 3 0 0	3/ 3	5/ 6	0	36

* RUSHING	No.	Yds	Avg	Long	TD
Rice	42	127	3.0	12	0
R. Williams	12	49	4.1	9	0
Flacco	6	26	4.3	14	0
Leach	2	1	0.5	1	0
<b>TEAM</b>	<b>62</b>	<b>203</b>	<b>3.3</b>	<b>14</b>	<b>0</b>
<b>OPPONENTS</b>	<b>59</b>	<b>227</b>	<b>3.8</b>	<b>28</b>	<b>3</b>

* RECEIVING	No.	Yds	Avg	Long	TD
Boldin	10	174	17.4	37	1
Pitta	7	70	10.0	16	1
Rice	5	31	6.2	20	0
T. Smith	4	91	22.8	42	1
Evans	4	69	17.3	30	0
Dickson	3	37	12.3	16	0
Leach	2	9	4.5	6	0
Wilson	1	1	1.0	1t	1
<b>TEAM</b>	<b>36</b>	<b>482</b>	<b>13.4</b>	<b>42</b>	<b>4</b>
<b>OPPONENTS</b>	<b>39</b>	<b>423</b>	<b>10.8</b>	<b>23</b>	<b>0</b>

* INTERCEPTIONS	No.	Yds	Avg	Long	TD
Webb	3	1	0.3	1	0
J. Smith	1	39	39.0	39	0
E. Reed	1	0	0.0	0	0
<b>TEAM</b>	<b>5</b>	<b>40</b>	<b>8.0</b>	<b>39</b>	<b>0</b>
<b>OPPONENTS</b>	<b>1</b>	<b>19</b>	<b>19.0</b>	<b>19</b>	<b>0</b>

* PUNTING	No.	Yds	Avg	Net	TB	In	Lg	B
Koch	13	619	47.6	43.7	2	2	64	0
<b>TEAM</b>	<b>13</b>	<b>619</b>	<b>47.6</b>	<b>43.7</b>	<b>2</b>	<b>2</b>	<b>64</b>	<b>0</b>
<b>OPPONENTS</b>	<b>7</b>	<b>297</b>	<b>42.4</b>	<b>39.0</b>	<b>1</b>	<b>0</b>	<b>53</b>	<b>0</b>

* PUNT RETURNS	Ret	FC	Yds	Avg	Long	TD
Webb	1	4	4	4.0	4	0
<b>TEAM</b>	<b>1</b>	<b>4</b>	<b>4</b>	<b>4.0</b>	<b>4</b>	<b>0</b>
<b>OPPONENTS</b>	<b>9</b>	<b>1</b>	<b>11</b>	<b>1.2</b>	<b>10</b>	<b>0</b>

* KICKOFF RETURNS	No.	Yds	Avg	Long	TD
Webb	1	25	25.0	25	0
Zbikowski	1	20	20.0	20	0
<b>TEAM</b>	<b>2</b>	<b>45</b>	<b>22.5</b>	<b>25</b>	<b>0</b>
<b>OPPONENTS</b>	<b>7</b>	<b>234</b>	<b>33.4</b>	<b>60</b>	<b>0</b>

* FIELD GOALS	1-19	20-29	30-39	40-49	50+
Cundiff	0/0	1/1	1/2	2/2	0/0
<b>TEAM</b>	<b>0/0</b>	<b>1/1</b>	<b>1/2</b>	<b>2/2</b>	<b>0/0</b>
<b>OPPONENTS</b>	<b>0/0</b>	<b>2/2</b>	<b>2/2</b>	<b>1/1</b>	<b>0/1</b>
<b>Cundiff: (48G,44G)(20G,39G,32N)</b>					
<b>TEAM: (48G,44G)(20G,39G,32N)</b>					
<b>OPPONENTS: (40G,33G,50N)(29G,35G,24G)</b>					

2-Pt Conv: TEAM 0-0, OPPONENTS 0-0

SACKS: Kruger 1, TEAM 1, OPPONENTS 8

FUM/LOST: Boldin 1/0, Flacco 1/0, Rice 1/0, Webb 1/0

* PASSING	Att	Cmp	Yds	Cmp%	Yds/Att	TD	TD%	Int	Int%	Long	Sack/Lost	Rating
Flacco	63	36	482	57.1	7.65	4	6.3	1	1.6	42	8/ 60	96.1
<b>TEAM</b>	<b>63</b>	<b>36</b>	<b>482</b>	<b>57.1</b>	<b>7.65</b>	<b>4</b>	<b>6.3</b>	<b>1</b>	<b>1.6</b>	<b>42</b>	<b>8/ 60</b>	<b>96.1</b>
<b>OPPONENTS</b>	<b>71</b>	<b>39</b>	<b>423</b>	<b>54.9</b>	<b>5.96</b>	<b>0</b>	<b>0.0</b>	<b>5</b>	<b>7.0</b>	<b>23</b>	<b>1/ 5</b>	<b>43.3</b>

## 2011 POSTSEASON RAVENS DEFENSIVE STATS

from Press Box Stats

Name	Total	Solo	Assists	Sacks	Yds.	INT	Yds.	PD	FF	FR
Lewis, Ray	20	12	8	0	0	0	0	1	0	0
Pollard, Bernard	17	10	7	0	0	0	0	1	0	0
Suggs, Terrell	11	7	4	0	0	0	0	1	0	0
Reed, Ed	10	9	1	0	0	1	0	6	0	0
Webb, Lardarius	10	8	2	0	0	3	1	5	0	0
Williams, Cary	10	5	5	0	0	0	0	0	0	0
Cody, Terrence	8	3	5	0	0	0	0	0	0	0
Ellerbe, Dannell	6	3	3	0	0	0	0	0	0	0
Johnson, Jarret	6	3	3	0	0	0	0	0	0	0
Ngata, Haloti	6	2	4	0	0	0	0	1	1	0
Redding, Cory	5	3	2	0	0	0	0	1	0	0
Kruger, Paul	3	2	1	1	5	0	0	0	0	0
McClain, Jameel	3	2	1	0	0	0	0	0	0	0
McKinney, Brandon	3	1	2	0	0	0	0	0	0	0
Smith, Jimmy	3	1	2	0	0	1	39	1	0	0
Ayanbadejo, Brendan	2	0	2	0	0	0	0	0	0	0
Nakamura, Haruki	1	0	1	0	0	0	0	0	0	0
Jones, Art	1	0	1	0	0	0	0	0	0	0
McPhee, Pernell	0	0	0	0	0	0	0	1	0	0
<b>Totals</b>	<b>125</b>	<b>71</b>	<b>54</b>	<b>1</b>	<b>5</b>	<b>5</b>	<b>40</b>	<b>18</b>	<b>1</b>	<b>0</b>

## 2011 POSTSEASON RAVENS SPECIAL TEAMS STATS

from Press Box Stats

Name	Total	Solo	Assists	FF	FR	Blocked Kicks
Nakamura, Haruki	4	2	2	0	0	0
Cook, Emanuel	2	2	0	0	1	0
Jones, Edgar	2	2	0	0	0	0
McClellan, Albert	2	2	0	0	1	0
Zbikowski, Tom	2	1	1	0	0	0
Ayanbadejo, Brendan	1	1	0	0	0	0
Gorrer, Danny	1	1	0	0	0	0
McClain, Jameel	1	0	1	0	0	0
Williams, Cary	1	1	0	1	0	0
Williams, LaQuan	1	1	0	1	0	0
Smith, Jimmy	0	0	0	0	1	0
<b>Totals</b>	<b>17</b>	<b>13</b>	<b>4</b>	<b>2</b>	<b>3</b>	<b>0</b>





# 2011 RAVENS DEFENSIVE STATS

from Press Box Stats

Name	Total	Solo	Assists	Sacks	Yds.	INT	Yds.	PD	FF	FR
Lewis, Ray	95	72	23	2	16	1	4	7	2	0
McClain, Jameel	81	47	34	1	4	1	8	5	0	2
Williams, Cary	77	61	16	0	0	0	0	18	2	0
Pollard, Bernard	75	55	20	2	14	1	0	13	3	1
Suggs, Terrell	70	50	20	14	91	2	9	6	7	0
Webb, Lardarius	68	55	13	1	5.5	5	81	20	1	0
Ngata, Haloti	65	37	28	5	21	0	0	5	2	3
Johnson, Jarret	56	40	16	2.5	20.5	0	0	3	1	1
Reed, Ed	52	44	8	1	4	3	25	8	1	0
Redding, Cory	43	29	14	4.5	25	0	0	2	0	1
Cody, Terrence	34	21	13	0	0	0	0	1	0	0
Ayanbadejo, Brendon	27	23	4	1.5	9	0	0	2	0	1
McPhee, Pernell	23	16	7	6	31	0	0	2	1	1
Carr, Chris	19	16	3	1	9	0	0	3	0	0
Jones, Arthur	18	12	6	0	0	0	0	0	0	0
Smith, Jimmy	18	18	0	0	0	2	48	8	0	0
Ellerbe, Dannell	17	13	4	0	0	0	0	0	0	0
Zbikowski, Tom	16	14	2	1	1	0	0	0	0	0
Kruger, Paul	15	12	3	5.5	39	0	0	2	0	2
McKinney, Brandon	14	8	6	0	0	0	0	0	1	0
McClellan, Albert	7	5	2	0	0	0	0	0	0	0
Brown, Chykie	3	3	0	0	0	0	0	1	0	0
Gorrer, Danny	3	3	0	0	0	0	0	4	0	0
Nakamura, Haruki	3	2	1	0	0	0	0	2	0	0
Foxworth, Domonique	2	1	1	0	0	0	0	0	0	0
Burgess, Prescott	1	0	1	0	0	0	0	0	0	0
<b>Totals</b>	<b>902</b>	<b>657</b>	<b>245</b>	<b>48</b>	<b>290</b>	<b>15</b>	<b>175</b>	<b>112</b>	<b>21</b>	<b>12</b>

# 2011 RAVENS SPECIAL TEAMS STATS

from Press Box Stats

Name	Total	Solo	Assists	FF	FR	Blocked Kicks
McClellan, Albert	12	10	2	0	0	0
Ayanbadejo, Brendon	9	9	0	0	1	0
Nakamura, Haruki	9	8	1	0	0	0
Zbikowski, Tom	7	7	0	0	0	0
Reed, David	4	3	1	0	0	0
Williams, LaQuan	4	3	1	0	0	0
Wilson, Kris	4	4	0	0	0	0
Jones, Edgar	3	3	0	0	0	0
Burgess, Prescott	2	2	0	0	0	0
Cook, Emanuel	2	2	0	0	0	0
Gorrer, Danny	2	2	0	0	0	0
McClain, Jameel	2	2	0	0	0	0
Pitta, Dennis	2	1	1	0	0	0
Smith, Jimmy	2	2	0	0	0	0
Williams, Chavis	2	1	1	0	0	0
Brown, Chykie	1	1	0	0	0	0
Ellerbe, Dannell	1	1	0	0	0	0
Jones, Arthur	1	1	0	0	0	0
Koch, Sam	1	1	0	0	0	0
McCann, Bryan	1	0	1	0	0	0
<b>Totals</b>	<b>71</b>	<b>63</b>	<b>8</b>	<b>0</b>	<b>1</b>	<b>0</b>

**BALTIMORE RAVENS 2011 POSTSEASON GAME BY GAME OFFENSIVE STATISTICS**

Game	1/15/12 vs. Hou.	1/22/12 at NE
Points	20	20
1st Qtr	17	0
2nd Qtr	0	10
3rd Qtr	0	10
4th Qtr	3	0
Overtime	0	0
TDs (Ru-P-Ret)	0-2-0	0-2-0
PATs (M/A)	2-2	2-2
2PT Convs (M/A)	0-0	0-0
FGs (M/A)	2-2	2-3
Safeties	0	0
First Downs	11	19
Rushing	2	6
Passing	9	13
Penalty	0	0
3rd Down Conv (M/A)	4-16	9-17
3rd Down Conv Pct	25.00%	52.94%
4th Down Conv (M/A)	0-1	0-1
4th Down Conv Pct	0.00%	0.00%
Total Net Yards	227	398
Total Off. Plays	63	70
Avg. Gain Per Play	3.6	5.7
Net Yards Rushing	87	116
Total Rushing Plays	31	31
Avg. Gain Per Rush	2.8	3.7
Net Yards Passing	140	282
Times Sacked	5	3
Yards Lost on Sacks	36	24
Gross Yards Passing	176	306
Pass Attempts	27	36
Pass Completions	14	22
Completion Pct	51.85%	61.11%
Avg. Gain Per Pass	4.4	7.2
Interceptions	0	1
Fumbles / Fum. Lost	3-0	1-0
Penalties	0	6
Penalty Yards	0	33
Punts	9	4
Gross Punting Avg	49.3	43.8
Touchbacks	2	0
Inside20	1	1
Punts Blocked	0	0
Net Punting Average	44.4	42
Punt Returns	0	1
Punt Return Yards	0	4
Punt Return Avg.	0	4
Fair Catches	4	0
Kickoff Returns	1	1
Kickoff Return Yards	25	20
Kickoff Return Avg.	25	20
Time of Possession	31:20:00	33:33:00

## BALTIMORE RAVENS 2011 POSTSEASON GAME BY GAME DEFENSIVE STATISTICS

Game	1/15/12 vs. Hou.	1/22/12 at NE
Points	13	23
1st Qtr	3	3
2nd Qtr	10	10
3rd Qtr	0	3
4th Qtr	0	7
Overtime	0	0
TDs (Ru-P-Ret)	1-0-0	2-0-0
PATs (M/A)	1-1	2-2
2PT Convs (M/A)	0-0	0-0
FGs (M/A)	2-3	40971
Safeties	0	0
First Downs	16	25
Rushing	5	8
Passing	11	15
Penalty	0	2
3rd Down Conv (M/A)	5-15	5-11
3rd Down Conv Pct	33.33%	45.45%
4th Down Conv (M/A)	0-1	1-1
4th Down Conv Pct	0.00%	100.00%
Total Net Yards	315	330
Total Off. Plays	63	68
Avg. Gain Per Play	5	4.9
Net Yards Rushing	131	96
Total Rushing Plays	28	31
Avg. Gain Per Rush	4.7	3.1
Net Yards Passing	184	234
Times Sacked	0	1
Yards Lost on Sacks	0	5
Gross Yards Passing	184	239
Pass Attempts	35	36
Pass Completions	17	22
Completion Pct	48.57%	61.11%
Avg. Gain Per Pass	5.3	6.3
Interceptions	3	2
Fumbles / Fum. Lost	3-1	2-1
Penalties	3	1
Penalty Yards	20	5
Punts	5	2
Gross Punting Average	40	48.5
Touchbacks	0	1
Inside20	0	0
Punts Blocked	0	0
Net Punting Average	40	36.5
Punt Returns	6	3
Punt Return Yards	4	7
Punt Return Avg.	0.7	2.3
Fair Catches	0	1
Kickoff Returns	4	3
Kickoff Return Yards	133	101
Kickoff Return Avg.	33.3	33.7
Time of Possession	28:40:00	26:27:00

## BALTIMORE RAVENS 2011 REGULAR SEASON GAME BY GAME OFFENSIVE STATISTICS

Game	9/11 vs. Pit.	9/18 at Ten.	9/25 at STL	10/2 vs. NYJ	10/16 vs. Hou.	10/24 at Jax.	10/30 vs. Ari.	11/6 at Pit.	11/13 at Sea.	11/20 vs. Cin.	11/24 vs. SF	12/4 at Cle.	12/11 vs. Ind.	12/18 at SD	12/24 vs. Cle.	1/1/12 at Cin.
Points	35	13	37	29	7	30	23	31	16	24	24	14	24	20	24	24
1st Qtr	14	0	21	17	0	0	3	0	3	0	10	0	10	0	7	7
2nd Qtr	7	10	6	10	3	6	7	14	3	10	7	7	10	7	7	7
3rd Qtr	11	0	3	7	6	14	7	3	0	10	0	7	7	0	3	0
4th Qtr	3	3	7	0	13	10	7	7	7	10	7	7	0	7	0	7
Overtime	0	0	0	0	0	0	0	0	0	0	0	0	0	0	0	0
TDs (Ru-P-Ret)	1-3-0	0-1-0	0-3-0	1-0-0	0-1-0	3-0-0	1-1-0	2-2-0	0-2-0	2-2-0	0-1-0	2-0-0	1-2-2	0-2-0	0-2-0	2-1-0
PATs (M/A)	3-3	1-1	4-4	4-4	1-1	3-3	2-2	4-4	1-1	3-3	3-3	3-3	3-3	2-2	2-2	3-3
PFT Convs (M/A)	1-1	0-0	0-0	0-0	0-0	0-0	0-0	0-0	0-0	0-0	0-0	0-0	0-0	0-0	0-0	0-0
FGs (M/A)	2-2	2-2	3-5	2-2	5-5	3-3	3-4	1-1	3-3	1-1	3-3	1-1	1-1	2-2	2-2	1-1
Safeties	0	0	0	0	0	0	0	0	0	0	0	0	0	0	0	0
First Downs	17	15	25	16	24	11	30	23	25	13	16	24	24	19	15	15
Rushing	5	2	6	6	1	1	3	2	2	7	6	11	7	7	3	7
Passing	10	11	17	9	15	18	14	9	12	14	7	13	13	12	6	6
Penalty	2	2	2	3	2	2	5	3	4	4	1	1	0	1	2	3
3rd Down Conv (M/A)	7-16	3-10	6-15	6-18	3-11	4-11	14-21	5-12	5-12	5-14	7-15	9-19	7-13	7-12	7-17	5-13
3rd Down Conv Pct	43.75%	30.00%	40.00%	33.33%	27.27%	16.67%	66.67%	36.36%	41.67%	35.71%	46.67%	47.37%	53.85%	58.33%	41.18%	38.46%
4th Down Conv (M/A)	0-1	0-0	1-1	0-0	0-0	0-0	1-1	0-0	1-1	0-0	0-0	1-2	0-1	0-0	0-0	0-0
4th Down Conv Pct	0.00%	0.00%	100.00%	0.00%	0.00%	0.00%	100.00%	0.00%	100.00%	0.00%	0.00%	50.00%	0.00%	0.00%	0.00%	0.00%
Total Net Yards	385	229	553	402	146	405	356	323	323	373	253	448	358	290	284	347
Total Off. Plays	61	52	76	73	65	80	77	77	66	66	58	79	70	56	56	52
Avg. Gain Per Play	6.3	4.4	7.3	3.7	2.8	5.1	4.6	4.9	4.9	6.7	4.4	5.7	5.1	5.2	4.6	6.7
Net Yards Rushing	170	45	168	113	34	107	67	75	92	105	92	290	146	89	162	221
Net Yards Passing	215	184	385	289	112	298	289	248	161	158	161	158	212	201	122	126
Times Sacked	1	3	2	2	2	3	3	1	1	1	0	2	2	1	1	1
Yards Lost on Sacks	9	13	4	8	16	25	38	8	0	0	0	15	43	10	4	4
Gross Yards Passing	224	197	389	163	305	336	300	256	161	158	161	227	244	132	130	130
Pass Attempts	29	32	48	33	38	51	47	53	27	23	23	31	35	24	19	19
Pass Completions	17	15	27	10	20	31	28	30	17	15	15	10	23	24	11	15
Completion Pct	58.62%	46.88%	56.25%	32.26%	60.61%	60.78%	59.57%	56.60%	62.96%	65.22%	43.48%	74.19%	68.57%	45.83%	78.95%	78.95%
Avg. Gain Per Pass	7.2	5.3	7.7	4.7	8.3	5.5	5.8	4.6	9.6	9.6	7.7	6.6	6.4	4.8	6.3	6.3
Interceptions	0	2	0	1	1	1	0	1	1	1	0	0	1	2	1	0
Fumbles / Fum. Lost	0-0	2-1	3-1	3-2	1-1	2-1	2-1	3-0	3-0	1-1	0-0	1-1	1-1	1-0	1-0	0-0
Penalties	7	7	5	7	5	10	3	6	3	4	3	3	5	3	5	7
Penalty Yards	75	44	32	46	25	85	99	20	34	69	20	18	40	25	51	59
Punts	5	2	7	7	2	9	2	4	4	8	3	3	3	2	5	7
Gross Punting Avg	47.2	45	44.5	44.3	45	52.2	45	48.9	42.5	36	42.5	36	48.3	56	44.6	46.7
Touchbacks	1	0	1	2	0	0	0	0	1	1	1	0	0	1	0	0
Inside20	0	1	1	3	1	3	2	3	2	0	2	0	2	1	0	0
Punts Blocked	0	0	0	0	0	0	0	0	0	0	0	0	0	0	0	0
Net Punting Average	41.8	41.6	34.5	36.9	43	21.4	34.5	45.9	37.5	26.3	46	27.8	45.7	46	27.8	37.4
Punt Returns	0	1	6	1	2	3	1	3	5	2	4	0	4	2	2	1
Punt Return Yards	0	4	55	16	13	22	30	6	48	72	0	0	48	0	0	11
Punt Return Avg.	0	4	9.2	16	3	7.3	3	2	9.6	36	0	0	14.8	0	0	11
Fair Catches	1	1	1	3	2	2	2	3	0	4	0	0	0	0	3	1
Kickoff Returns	1	4	3	3	2	4	4	5	1	2	1	5	1	2	2	2
Kickoff Return Yards	37	142	60	49	67	85	129	109	16	34	16	30	30	134	54	22
Kickoff Return Avg.	37	35.5	30	16.3	22.3	21.3	32.3	21.8	16	17	16	17	30	26.8	27	11
Time of Possession	32:31:00	24:08:00	31:11:00	37:28:00	32:12:00	23:45:00	33:59:00	29:42:00	24:59:00	27:07:00	31:08:00	37:34:00	36:08:00	25:48:00	32:18:00	29:26:00

## BALTIMORE RAVENS 2011 REGULAR SEASON GAME BY GAME DEFENSIVE STATISTICS

Game	9/11 vs. Pit.	9/18 at Ten.	9/25 at STL	10/2 vs. NYJ	10/16 vs. Hou.	10/24 at Jax.	10/30 vs. Ari.	11/6 at Pit.	11/13 at Sea.	11/20 vs. Cin.	11/24 vs. SF	12/4 at Cle.	12/11 vs. Ind.	12/18 at SD	12/24 vs. Cle.	1/1/12 at Cin.
Points	7	26	7	17	14	12	27	20	22	24	6	10	10	34	14	16
1st Qtr	0	0	0	7	0	3	3	0	10	7	3	0	0	7	0	3
2nd Qtr	7	10	0	10	7	3	21	6	0	0	0	0	3	10	0	0
3rd Qtr	0	10	7	0	7	3	0	0	3	7	3	3	0	14	7	7
4th Qtr	0	6	0	0	0	3	3	14	0	0	0	7	7	3	7	6
Overtime	0	0	0	0	0	0	0	0	0	0	0	0	0	0	0	0
TDs (Ru-P-Ret)	0-1-0	1-1-0	0-0-0	0-0-0	0-1-0	0-0-0	1-1-0	1-1-0	1-0-0	2-1-0	0-0-0	0-1-0	0-1-0	3-1-2	0-1-0	1-0-0
PATs (M/A)	1-1	2-2	1-1	2-2	2-2	0-0	3-3	3-3	1-1	3-3	0-0	1-1	1-1	4-4	2-2	1-1
2PT Convs (M/A)	0-0	0-0	0-0	0-0	0-0	0-0	0-0	0-0	0-0	0-0	0-0	0-0	0-0	0-0	0-0	0-0
FGs (M/A)	0-0	4-5	0-0	1-1	0-0	4-4	2-2	2-2	5-5	1-1	2-2	1-1	2-3	0-0	0-0	3-4
Safeties	0	0	0	0	0	0	0	0	0	0	0	0	0	0	0	0
First Downs	20	21	17	17	18	13	17	20	16	23	12	13	12	23	18	19
Rushing	4	3	4	3	5	6	7	5	7	8	4	2	1	8	6	6
Passing	15	16	12	4	11	5	6	15	9	13	7	9	14	10	9	11
Penalty	1	2	1	0	2	2	4	0	0	2	1	2	2	1	2	2
3rd Down Conv (M/A)	3-9	7-17	4-14	4-15	6-16	2-16	2-11	7-12	5-16	5-15	2-12	3-14	2-14	6-10	5-13	8-17
3rd Down Conv Pct	33.33%	41.18%	28.57%	26.67%	37.50%	12.50%	18.18%	58.33%	31.25%	33.33%	16.67%	21.43%	14.29%	60.00%	38.46%	47.06%
4th Down Conv (M/A)	0-1	2-2	0-1	0-1	0-3	1-1	1-1	0-0	1-1	0-1	1-2	1-1	3-4	0-1	0-1	0-0
4th Down Conv Pct	0.00%	100.00%	0.00%	0.00%	0.00%	100.00%	100.00%	0.00%	100.00%	0.00%	50.00%	100.00%	75.00%	0.00%	0.00%	0.00%
Total Net Yards	312	432	244	150	293	205	207	392	327	483	170	233	167	415	286	336
Total Off. Plays	61	71	63	56	66	66	57	58	70	78	54	56	57	60	60	69
Avg. Gain Per Play	5.1	6.1	3.9	2.7	4.4	3.1	3.6	6.8	4.7	6.2	3.1	4.2	2.9	6.9	4.8	4.9
Net Yards Rushing	66	74	112	38	93	132	109	70	119	119	74	59	50	145	117	105
Total Rushing Plays	16	29	26	19	25	42	30	42	42	30	21	17	16	37	25	24
Avg. Gain Per Rush	4.1	2.6	4.3	2	3.7	3.1	3.6	3.5	2.8	3.9	3.5	3.5	3.1	3.9	4.7	4.4
Net Yards Passing	246	358	132	112	200	73	98	322	208	364	96	174	117	270	139	231
Times Sacked	4	0	5	2	4	4	6	1	1	2	9	3	4	0	2	1
Yards Lost on Sacks	34	0	34	7	20	20	8	8	9	44	22	8	19	8	19	1
Gross Yards Passing	280	358	166	119	220	93	153	330	217	373	140	196	136	270	147	232
Pass Attempts	41	42	32	35	37	20	21	37	27	46	24	36	37	23	33	44
Pass Completions	22	30	16	11	21	9	10	20	17	24	15	18	17	17	19	22
Completion Pct	53.66%	71.43%	50.00%	31.43%	56.76%	45.00%	47.62%	54.05%	62.96%	52.17%	62.50%	50.00%	45.95%	73.91%	57.58%	50.00%
Avg. Gain Per Pass	5.5	8.5	3.6	3	4.9	3	3.6	8.5	7.4	7.6	2.9	4.5	2.9	11.7	4	5.1
Interceptions	3	1	1	1	0	0	1	1	0	3	1	1	1	0	1	0
Fumbles / Fum. Lost	4-4	0-0	2-1	5-3	2-0	4-1	1-0	1-1	1-0	1-0	1-0	0-0	3-0	1-0	0-0	1-1
Penalties	6	6	8	9	5	6	12	6	13	6	7	3	3	3	6	4
Penalty Yards	53	70	117	69	15	90	92	69	100	43	97	37	15	35	95	35
Punts	4	3	8	8	6	7	6	3	5	7	5	8	6	6	6	4
Gross Punting Average	52.8	39.7	46.5	43.3	41	40.9	40	33.3	43.6	38.6	57.6	39.6	44.7	0	41.8	53.5
Touchbacks	1	0	1	1	1	0	0	0	0	0	0	0	0	0	0	1
Inside20	2	2	0	2	2	2	3	1	1	2	1	2	1	0	3	1
Punts Blocked	0	0	0	0	0	0	0	0	0	0	0	0	0	0	0	0
Net Punting Average	47.8	38.3	37.1	38.8	35.5	40	36.3	32.3	37.6	37.7	48	30.6	34.8	0	41.8	45.8
Punt Returns	2	3	0	2	1	6	4	2	1	4	0	1	2	0	1	4
Punt Return Yards	7	17	0	12	4	37	112	21	12	24	0	9	8	0	84	45
Punt Return Avg.	3.5	5.7	0	6	4	6.2	28	10.5	12	6	0	9	4	0	84	11.3
Fair Catches	1	0	1	2	1	0	0	0	1	1	3	0	0	0	1	0
Kickoff Returns	3	0	2	2	1	4	4	1	3	0	4	3	4	0	5	3
Kickoff Return Yards	103	0	51	135	26	24	116	25	77	0	93	95	120	0	113	72
Kickoff Return Avg.	34.3	0	25.5	67.5	26	24	29	25	25.7	0	31	23.8	30	0	22.6	24
Time of Possession	27:29.00	35:52.00	28:49.00	22:32.00	27:48.00	36:15.00	30:18.00	26:01.00	35:01.00	32:53.00	28:52.00	22:26	23:52	34:12.00	27:42.00	30:34.00

# RAVENS LONGEST PLAYS FROM SCRIMMAGE

<u>Length</u>	<u>Player</u>	<u>Opponent</u>	<u>Date</u>	<u>Outcome</u>
74t yards	Torrey Smith from Joe Flacco	at St. Louis	9/25/11	W, 37-7
70t yards	Ray Rice run	at Cincinnati	1/1/12	W, 24-16
67 yards	Ray Rice run	at Cleveland	12/4/11	W, 24-10
59 yards	Ray Rice run	vs. Cincinnati	11/20/11	W, 31-24
56 yards	Anquan Boldin from Joe Flacco	vs. Houston	10/16/11	W, 29-14
53 yards	Ray Rice run	at St. Louis	9/25/11	W, 37-7
52 yards	Ray Rice from Joe Flacco	vs. New York Jets	10/02/11	W, 34-17
51t yards	Ray Rice run	at Cincinnati	1/1/12	W, 24-16
51 yards	Torrey Smith from Joe Flacco	vs. Houston	10/16/11	W, 29-14
49 yards	Torrey Smith from Joe Flacco	vs. Cincinnati	11/20/11	W, 31-24
<b>42 yards</b>	<b>Torrey Smith from Joe Flacco</b>	<b>at New England</b>	<b>1/22/12 (AFC)</b>	<b>L, 20-23</b>
42t yards	Ray Rice from Joe Flacco	vs. Cleveland	12/24/11	W, 20-14
41t yards	Torrey Smith from Joe Flacco	at St. Louis	9/25/11	W, 37-7
39 yards	Dennis Pitta from Joe Flacco	at Cincinnati	1/1/12	W, 24-16
38t yards	Torrey Smith from Joe Flacco	vs. Cincinnati	11/20/11	W, 31-24
<b>37 yards</b>	<b>Anquan Boldin from Joe Flacco</b>	<b>at New England</b>	<b>1/22/12 (AFC)</b>	<b>L, 20-23</b>
37 yards	Ray Rice run	vs. Arizona	10/30/11	W, 30-27
36t yards	Torrey Smith from Joe Flacco	at San Diego	12/18/11	L, 14-34
36 yards	Torrey Smith from Joe Flacco	vs. Arizona	10/30/11	W, 30-27
36 yards	Ray Rice run	vs. Pittsburgh	9/11/11	W, 35-7
35t yards	Anquan Boldin from Joe Flacco	vs. Cincinnati	11/20/11	W, 31-24
33 yards	Joe Flacco run	vs. Cleveland	12/24/11	W, 20-14
33 yards	Anquan Boldin from Joe Flacco	at San Diego	12/18/11	L, 14-34
32 yards	Torrey Smith from Joe Flacco	at Cleveland	12/4/11	W, 24-10
32 yards	Lee Evans from Joe Flacco	at Tennessee	9/18/11	L, 13-26
31t yards	Ray Rice from Joe Flacco	at Tennessee	9/18/11	L, 13-26
<b>30 yards</b>	<b>Lee Evans from Joe Flacco</b>	<b>vs. Houston</b>	<b>1/15/12 (D)</b>	<b>W, 20-13</b>
30 yards	Ray Rice run	at Cleveland	12/4/11	W, 24-10
<b>29t yards</b>	<b>Torrey Smith from Joe Flacco</b>	<b>at New England</b>	<b>1/22/12 (AFC)</b>	<b>L, 20-23</b>
<b>29 yards</b>	<b>Anquan Boldin from Joe Flacco</b>	<b>at New England</b>	<b>1/22/12 (AFC)</b>	<b>L, 20-23</b>
29 yards	Torrey Smith from Joe Flacco	vs. Cleveland	12/24/11	W, 20-14
29 yards	Torrey Smith from Joe Flacco	at Pittsburgh	11/6/11	W, 23-20
29 yards	Dennis Pitta from Joe Flacco	vs. Pittsburgh	9/11/11	W, 35-7
<b>28 yards</b>	<b>Anquan Boldin from Joe Flacco</b>	<b>vs. Houston</b>	<b>1/15/12 (D)</b>	<b>W, 20-13</b>
28 yards	Torrey Smith from Joe Flacco	vs. Cincinnati	11/20/11	W, 31-24
28 yards	Anquan Boldin from Joe Flacco	vs. New York Jets	10/02/11	W, 34-17
28 yards	Ricky Williams run	at St. Louis	9/25/11	W, 37-7
27 yards	Anquan Boldin from Joe Flacco	vs. Arizona	10/30/11	W, 30-27
27 yards	Ray Rice run	vs. Houston	10/16/11	W, 29-14
27t yards	Anquan Boldin from Joe Flacco	vs. Pittsburgh	9/11/11	W, 35-7
26 yards	Anquan Boldin from Joe Flacco	vs. Indianapolis	12/11/11	W, 24-10
26 yards	Dennis Pitta from Joe Flacco	at Cleveland	12/4/11	W, 24-10
26t yards	Torrey Smith from Joe Flacco	at Pittsburgh	11/6/11	W, 23-20
26 yards	Ricky Williams run	vs. Pittsburgh	9/11/11	W, 35-7
25 yards	Ed Dickson from Joe Flacco	at Cleveland	12/4/11	W, 24-10
25 yards	Ray Rice from Joe Flacco	vs. Pittsburgh	9/11/11	W, 35-7
24 yards	Ray Rice from Joe Flacco	at San Diego	12/18/11	L, 14-34
24 yards	Ricky Williams run	vs. Arizona	10/30/11	W, 30-27
23 yards	Dennis Pitta from Joe Flacco	at Pittsburgh	11/6/11	W, 23-20
23 yards	Anquan Boldin from Joe Flacco	vs. Arizona	10/30/11	W, 30-27
22 yards	Ray Rice run	at San Diego	12/18/11	L, 14-34
22 yards	Anquan Boldin from Joe Flacco	vs. San Francisco	11/24/11	W, 16-6
22 yards	Torrey Smith from Joe Flacco	vs. Cincinnati	11/20/11	W, 31-24
22 yards	Ray Rice from Joe Flacco	at St. Louis	9/25/11	W, 37-7
<b>21 yards</b>	<b>Anquan Boldin from Joe Flacco</b>	<b>vs. Houston</b>	<b>1/15/12 (D)</b>	<b>W, 20-13</b>
21 yards	Lee Evans from Joe Flacco	vs. Indianapolis	12/11/11	W, 24-10
21 yards	Anquan Boldin from Joe Flacco	at Pittsburgh	11/6/11	W, 23-20
21 yards	Anquan Boldin from Joe Flacco	vs. Arizona	10/30/11	W, 30-27
21 yards	Anquan Boldin from Joe Flacco	at St. Louis	9/25/11	W, 37-7
21 yards	Anquan Boldin from Joe Flacco	vs. Pittsburgh	9/11/11	W, 35-7
<b>20 yards</b>	<b>Lee Evans from Joe Flacco</b>	<b>at New England</b>	<b>1/22/12 (AFC)</b>	<b>L, 20-23</b>
<b>20 yards</b>	<b>Ray Rice from Joe Flacco</b>	<b>vs. Houston</b>	<b>1/15/12 (D)</b>	<b>W, 20-13</b>
20 yards	Torrey Smith from Joe Flacco	at Jacksonville	10/24/11	L, 7-12
20 yards	Ray Rice from Joe Flacco	at St. Louis	9/25/11	W, 37-7
20 yards	Anquan Boldin from Joe Flacco	at Tennessee	9/18/11	L, 13-26

# OPPONENT LONGEST PLAYS FROM SCRIMMAGE

<u>Length</u>	<u>Player</u>	<u>Opponent</u>	<u>Date</u>	<u>Outcome</u>
66 yards	Larry Fitzgerald from Kevin Kolb	vs. Arizona	10/30/11	W, 30-27
58 yards	Vincent Jackson from Philip Rivers	at San Diego	12/18/11	L, 14-34
52 yards	Peyton Hillis from Colt McCoy	at Cleveland	12/4/11	W, 24-10
50 yards	Doug Baldwin from Tarvaris Jackson	at Seattle	11/13/11	L, 17-22
49t yards	Andre Caldwell from Andy Dalton	vs. Cincinnati	11/20/11	W, 31-24
47 yards	Jerome Simpson from Andy Dalton	vs. Cincinnati	11/20/11	W, 31-24
43 yards	Jerome Simpson from Andy Dalton	vs. Cincinnati	11/20/11	W, 31-24
42 yards	Nate Washington from Matt Hasselbeck	at Tennessee	9/18/11	L, 13-26
37 yards	Brian Leonard from Andy Dalton	vs. Cincinnati	11/20/11	W, 31-24
37 yards	Kenny Britt from Matt Hasselbeck	at Tennessee	9/18/11	L, 13-26
34t yards	Brandon Gibson from Sam Bradford	at St Louis	9/25/11	W, 37-7
33 yards	Jared Cook from Matt Hasselbeck	at Tennessee	9/18/11	L, 13-26
32 yards	Antonio Brown from Ben Roethlisberger	at Pittsburgh	11/6/11	W, 23-20
32t yards	Jacoby Jones from Matt Schaub	vs. Houston	10/16/11	W, 29-14
31 yards	Jermaine Gresham from Andy Dalton	at Cincinnati	1/1/12	W, 24-16
31 yards	Hines Ward from Ben Roethlisberger	vs. Pittsburgh	9/11/11	W, 35-7
30 yards	Heath Miller from Ben Roethlisberger	at Pittsburgh	11/6/11	W, 23-20
30 yards	Derrick Mason from Mark Sanchez	vs. New York Jets	10/02/11	W, 34-17
<b>28 yards</b>	<b>Arian Foster run</b>	<b>vs. Houston</b>	<b>1/15/12 (D)</b>	<b>W, 20-13</b>
28t yards	Malcom Floyd from Philip Rivers	at San Diego	12/18/11	L, 14-34
28 yards	Kenny Britt from Matt Hasselbeck	at Tennessee	9/18/11	L, 13-26
26 yards	Andrew Hawkins from Andy Dalton	at Cincinnati	1/1/12	W, 24-16
26 yards	Mike Wallace from Ben Roethlisberger	vs. Pittsburgh	9/11/11	W, 35-7
25t yards	Bernard Scott run	at Cincinnati	1/1/12	W, 24-16
25 yards	Jermaine Gresham from Andy Dalton	at Cincinnati	1/1/12	W, 24-16
25 yards	David Johnson from Ben Roethlisberger	at Pittsburgh	11/6/11	W, 23-20
25t yards	Mike Wallace from Ben Roethlisberger	at Pittsburgh	11/6/11	W, 23-20
24 yards	Ryan Mathews run	at San Diego	12/18/11	L, 14-34
24 yards	Jermaine Gresham from Andy Dalton	vs. Cincinnati	11/20/11	W, 31-24
24 yards	Golden Tate from Tarvaris Jackson	at Seattle	11/13/11	L, 17-22
24 yards	Jason Hill from Blaine Gabbert	at Jacksonville	10/24/11	L, 7-12
24 yards	Jason Hill from Blaine Gabbert	at Jacksonville	10/24/11	L, 7-12
<b>23 yards</b>	<b>Rob Gronkowski from Tom Brady</b>	<b>at New England</b>	<b>1/22/12 (AFC)</b>	<b>L, 20-23</b>
23 yards	Jerome Simpson from Andy Dalton	at Cincinnati	1/1/12	W, 24-16
23 yards	Joshua Cribbs from Seneca Wallace	vs. Cleveland	12/24/11	W, 20-14
23 yards	Marshawn Lynch from Tarvaris Jackson	at Seattle	11/13/11	L, 17-22
23 yards	Rashard Mendenhall run	vs. Pittsburgh	9/11/11	W, 35-7
22 yards	Mike Tolbert run	at San Diego	12/18/11	L, 14-34
22t yards	Evan Moore from Colt McCoy	at Cleveland	12/4/11	W, 24-10
22 yards	Mewelde Moore from Ben Roethlisberger	vs. Pittsburgh	9/11/11	W, 35-7
22 yards	Jerome Simpson from Andy Dalton	vs. Cincinnati	11/20/11	W, 31-24
22 yards	Santonio Holmes from Mark Sanchez	vs. New York Jets	10/02/11	W, 34-17
<b>21 yards</b>	<b>Rob Gronkowski from Tom Brady</b>	<b>at New England</b>	<b>1/22/12 (AFC)</b>	<b>L, 20-23</b>
21 yards	Malcom Floyd from Philip Rivers	at San Diego	12/18/11	L, 14-34
21 yards	Marshawn Lynch from Tarvaris Jackson	at Seattle	11/13/11	L, 17-22
21 yards	Antonio Brown from Ben Roethlisberger	at Pittsburgh	11/6/11	W, 23-20
21 yards	Antonio Brown from Ben Roethlisberger	at Pittsburgh	11/6/11	W, 23-20
21 yards	Jacoby Jones from Matt Schaub	vs. Houston	10/16/11	W, 29-14
<b>20 yards</b>	<b>Rob Gronkowski from Tom Brady</b>	<b>at New England</b>	<b>1/22/12 (AFC)</b>	<b>L, 20-23</b>
20 yards	Antonio Gates from Philip Rivers	at San Diego	12/18/11	L, 14-34
20 yards	Vernon Davis from Alex Smith	vs. San Francisco	11/24/11	W, 16-6
20 yards	Antonio Brown from Ben Roethlisberger	at Pittsburgh	11/6/11	W, 23-20
20 yards	Kevin Walter from Matt Schaub	vs. Houston	10/16/11	W, 29-14



# TEAM SUPERLATIVES

## SCORING

### **MOST POINTS**

Ravens: 37 at STL 9/25  
Opponents: 34 at SD 12/18

### **MOST POINTS IN A QUARTER**

Ravens: 21 at STL 9/25 (1<sup>st</sup>)  
Opponents: 21 vs. Ari. 10/30 (2<sup>nd</sup>)

### **MOST POINTS IN A HALF**

Ravens: 27, 2 times, last vs. NYJ 10/2  
Opponents: 24 vs. Ari. 10/30

### **FEWEST POINTS**

Ravens: 7 at Jax. 10/24  
Opponents: 6 vs. SF 11/24

## FIRST DOWNS

### **MOST FIRST DOWNS**

Ravens: 30 vs. Ari. 10/30  
**Opponents: 25 at NE 1/22/12 (AFC)**

### **FEWEST FIRST DOWNS**

Ravens: **11, 2 times, last vs. Hou. 1/15/12 (D)**  
Opponents: 7 vs. NYJ 10/2

## YARDAGE

### **MOST TOTAL NET YARDAGE**

Ravens: 553 at STL 9/25\*  
Opponents: 483 vs. Cin. 11/20

### **LEAST TOTAL NET YARDAGE**

Ravens: 146 at Jax. 10/24  
Opponents: 150 vs. NYJ 10/2

## RUSHING

### **MOST NET RUSHING YARDAGE**

Ravens: 290 at Cle. 12/4  
Opponents: 145 at SD 12/18

### **FEWEST NET RUSHING YARDS**

Ravens: 34 at Jax. 10/24  
Opponents: 38 vs. NYJ 10/2

### **MOST RUSHING ATTEMPTS**

Ravens: 55 at Cle. 12/4\*  
Opponents: 42, 2 times, last at Sea. 11/13

### **FEWEST RUSHING ATTEMPTS**

Ravens: 12, 2 times, last at Sea. 11/13  
Opponents: 16, 2 times, last vs. Ind. 12/11

## PASSING

### **MOST NET PASSING YARDAGE**

Ravens: 385 at STL 9/25  
Opponents: 364 vs. Cin. 11/20

### **FEWEST NET YARDS PASSING**

Ravens: 112 at Jax. 10/24  
Opponents: 73 at Jax. 10/24

### **MOST PASS ATTEMPTS**

Ravens: 53 at Sea. 11/13  
Opponents: 46 vs. Cin. 11/20

### **FEWEST PASS ATTEMPTS**

Ravens: 19 at Cin. 1/1/12  
Opponents: 20 at Jax. 10/24

## SACKS

### **MOST TIMES SACKED**

Ravens: 7 at SD 12/18  
Opponents: 9 vs. SF 11/24\*\*

### **FEWEST TIMES SACKED**

Ravens: 0 vs. SF 11/24  
Opponents: 0, 2 times, last at SD 12/18

## FUMBLES

### **MOST FUMBLES**

**Ravens: 3, 4 times, last vs. Hou. 1/15/12 (D)**  
Opponents: 5 vs. NYJ 10/2

### **MOST FUMBLES LOST**

Ravens: 2, 2 times, last at Sea. 11/13  
Opponents: 4 vs. Pit. 9/11

## INTERCEPTIONS, PUNTS, ATTENDANCE

### **MOST INTERCEPTIONS BY DEFENSE**

**Ravens: 3, 3 times, last vs. Hou. 1/15/12 (D)**  
Opponents: 2, 2 times, last at SD 12/18

### **MOST PUNTS**

**Ravens: 9, 2 times, last vs. Hou. 1/15/12 (D)**  
Opponents: 8, 3 times, last at Cle. 12/4

### **HIGHEST ATTENDANCE**

**Ravens: 71,547 vs. Hou. 1/15/12 (D)\***  
Opponents: 69,143 at Ten. 9/18

## TURNOVERS

### **MOST TURNOVERS LOST BY**

Ravens: 3, 2 times, last at Sea. 11/13  
Opponents: 7 vs. Pit. 9/11

\*Ravens record

\*\*Ties Ravens record

# INDIVIDUAL SUPERLATIVES

## SCORING

### **MOST KICKING POINTS**

Ravens: 17 Billy Cundiff vs. Hou. 10/16  
Opponents: 16 Steven Hauschka at Sea. 11/13

### **MOST NON-KICKING POINTS**

Ravens: 18 2 times, last by Ray Rice vs. Ari. 10/30  
Opponents: 12 2 times, Ryan Mathews at SD 12/18

### **MOST FGs**

Ravens: 5 Billy Cundiff vs. Hou. 10/16  
Opponents: 5 Steven Hauschka at Sea. 11/13

### **LONGEST FG**

Ravens: 51 Billy Cundiff at Pit. 11/6  
Opponents: 54 2 times, last by Josh Scobee at Jax. 10/24

### **LONGEST FG ATTEMPT**

Ravens: 52 Billy Cundiff at Sea. 11/13  
Opponents: 54 2 times, last by Josh Scobee at Jax. 10/24

### **MOST TOUCHDOWNS**

Ravens: 3 2 times, last by Ray Rice vs. Ari. 10/30  
Opponents: 2 2 times, last by Ryan Mathews at SD 12/18

## RUSHING

### **MOST RUSHING ATTEMPTS**

Ravens: 29 Ray Rice at Cle. 12/4  
Opponents: 32 Marshawn Lynch at Sea. 11/13

### **MOST YARDS RUSHING**

Ravens: 204 Ray Rice at Cle. 12/4  
**Opponents: 132 Arian Foster vs. Hou. 1/15/12 (D)**

### **LONGEST RUSH FROM SCRIMMAGE**

Ravens: 70t Ray Rice at Cin. 1/1/12  
Opponents: 25t Bernard Scott at Cin. 1/1/12

### **LONGEST TD RUSH**

Ravens: 70 Ray Rice at Cin. 1/1/12  
Opponents: 25 Bernard Scott at Cin. 1/1/12

### **MOST TDs RUSHING**

Ravens: 3 Ray Rice vs. Ari. 10/30  
Opponents: 2 2 times, last by Ryan Mathews at SD 12/18

### **HIGHEST RUSHING AVG. (min. 7 carries)**

Ravens: 9.9 Ray Rice at STL 9/25  
Opponents: 5.0 Mike Tolbert at SD 12/18

## RECEIVING

### **MOST RECEPTIONS**

Ravens: 10 Ed Dickson at Sea. 11/13  
Opponents: 9 Kenny Britt at Ten. 9/18

### **MOST YARDS RECEIVING**

Ravens: 165 Torrey Smith vs. Cin. 11/20  
Opponents: 152 Jerome Simpson vs. Cin. 11/20

### **LONGEST RECEPTION**

Ravens: 74t Torrey Smith at STL 9/25  
Opponents: 66 Larry Fitzgerald vs. Ari. 10/30

### **MOST TDs RECEIVING**

Ravens: 3 Torrey Smith at STL 9/25  
Opponents: 1 11 times, last by Evan Moore vs. Cle. 12/24

### **LONGEST TD RECEPTION**

Ravens: 74 Torrey Smith at STL 9/25  
Opponents: 49 Andre Caldwell vs. Cin. 11/20

## PASSING

### **MOST PASSES ATTEMPTED**

Ravens: 52 Joe Flacco at Sea. 11/13  
Opponents: 45 Andy Dalton vs. Cin. 11/20

### **MOST COMPLETIONS**

Ravens: 31 Joe Flacco vs. Ari. 10/30  
Opponents: 30 Matt Hasselbeck at Ten. 9/18

### **MOST YARDS PASSING**

Ravens: 389 Joe Flacco at STL 9/25  
Opponents: 373 Andy Dalton vs. Cin. 11/20

### **MOST TDs PASSING**

Ravens: 3 2 times, last by Joe Flacco at STL 9/25  
Opponents: 1 11 times, last by Seneca Wallace vs. Cle. 12/24

### **MOST HAD INTERCEPTED**

Ravens: 2 2 times, last by Joe Flacco at SD 12/18  
**Opponents: 3 3 times, last by T.J. Yates vs. Hou. 1/15/12 (D)**

# INDIVIDUAL SUPERLATIVES

## INTERCEPTIONS BY DEFENSE

### **MOST INTERCEPTIONS**

**Ravens:** 2 2 times, last by Lardarius Webb 1/15/12 (D)  
**Opponents:** 1 13 times, last by Brandon Spikes 1/22/12 (AFC)

### **LONGEST INT. RETURN**

**Ravens:** 73t Lardarius Webb vs. NYJ 10/2  
**Opponents:** 45 Takeo Spikes at SD 12/18

### **LONGEST INT. RETURN FOR A TD**

**Ravens:** 73 Lardarius Webb vs. NYJ 10/2  
**Opponents:** 35 David Harris vs. NYJ 10/2

## KICKOFF & PUNT RETURNS

### **LONGEST KICKOFF RETURN**

**Ravens:** 77 David Reed at Ten. 9/18  
**Opponents:** 107t Joe McKnight vs. NYJ 10/2

### **LONGEST PUNT RETURN**

**Ravens:** 68t Lardarius Webb at Cle. 12/4  
**Opponents:** 84t Joshua Cribbs vs. Cle. 12/24

## PUNTING

### **LONGEST PUNT**

**Ravens:** 64 Sam Koch vs. Hou. 1/15/12 (D)  
**Opponents:** 65 Kevin Huber at Cin. 1/1/12

### **MOST PUNTS INSIDE 20**

**Ravens:** 3 3 times, last by Sam Koch vs. Cin. 11/20  
**Opponents:** 3 Brad Maynard vs. Cle. 12/24

## TACKLES, SACKS & FUMBLE RETURNS

### **MOST TACKLES**

**Ravens:** 13 Terrell Suggs vs. Ari. 10/30  
**Opponents:** 12 3 times, last by J.J. Watt vs. Hou. 1/15/12 (D)

### **MOST SACKS**

**Ravens:** 3 3 times, last by Terrell Suggs vs. Ind. 12/11  
**Opponents:** 4 Antwan Barnes at SD 12/18

### **LONGEST OWN FUMBLE RETURN**

**Ravens:** N/A  
**Opponents:** 0t Wade Smith vs. Hou. 10/16 (Recovered in end zone)

### **LONGEST OPPONENTS' FUMBLE RETURN**

**Ravens:** 28t Haloti Ngata at STL 9/25  
**Opponents:** 14 Quintin Mikell at STL 9/25

# TURNOVER TABLE

MATCHUP		FORCED TURNOVERS			TURNOVERS CONVERTED					OUTCOME	
Date	Game	Fum	INTs	Total	TD	FG	Pts.	Pts. Pct.	TD Pct.	Net Diff.	Result
9/11	RAVENS	4	3	7	2	2	21	57.1	28.6	+7	W
	Steelers	0	0	0	0	0	0	0.0	0.0	-7	L
9/18	Ravens	0	1	1	0	0	0	0.0	0.0	-2	L
	TITANS	1	2	3	0	2	6	66.7	0.0	+2	W
9/25	Ravens	1	1	2	1	1	10	100.0	50.0	+1	W
	RAMS	1	0	1	0	0	0	0.0	0.0	-1	L
10/2	RAVENS	3	1	4	3	1	24	100.0	75.0	+1	W
	Jets	2	1	3	1	0	7	33.3	33.3	-1	L
10/16	RAVENS	0	0	0	0	0	0	0.0	0.0	-2	W
	Texans	1	1	2	1	0	7	50.0	50.0	+2	L
10/24	Ravens	1	0	1	0	0	0	0.0	0.0	-1	L
	JAGUARS	1	1	2	0	0	0	0.0	0.0	+1	W
10/30	RAVENS	0	1	1	1	0	7	100.0	100.0	-1	W
	Cardinals	1	1	2	2	0	14	100.0	100.0	+1	L
11/6	Ravens	1	1	2	1	0	7	50.0	50.0	+1	W
	STEELERS	1	0	1	1	0	7	100.0	100.0	-1	L
11/13	Ravens	0	0	0	0	0	0	0.0	0.0	-3	L
	SEAHAWKS	2	1	3	0	3	9	100.0	0.0	+3	W
11/20	RAVENS	0	3	3	2	0	14	66.7	66.7	+2	W
	Bengals	0	1	1	0	0	0	0.0	0.0	-2	L
11/24	RAVENS	0	1	1	0	0	0	0.0	0.0	+1	W
	49ers	0	0	0	0	0	0	0.0	0.0	-1	L
12/4	Ravens	0	1	1	0	1	3	100.0	0.0	E	W
	BROWNS	1	0	1	0	1	3	100.0	0.0	E	L
12/11	RAVENS	0	1	1	0	0	0	0.0	0.0	-1	W
	Colts	1	1	2	0	0	0	0.0	0.0	+1	L
12/18	Ravens	0	0	0	0	0	0	0.0	0.0	-2	L
	CHARGERS	0	2	2	1	0	7	50.0	50.0	+2	W
12/24	RAVENS	0	1	1	1	0	7	100.0	100.0	E	W
	Browns	0	1	1	1	0	7	100.0	100.0	E	L
1/1/12	Ravens	1	0	1	1	0	7	100.0	100.0	+1	W
	BENGALS	0	0	0	0	0	0	0.0	0.0	-1	L
<b>Regular Season Totals</b>											
	<b>RAVENS</b>	<b>11</b>	<b>15</b>	<b>26</b>	<b>12</b>	<b>5</b>	<b>100</b>	<b>65.4</b>	<b>46.2</b>	<b>+2</b>	<b>12-4</b>
	<b>Opponents</b>	<b>12</b>	<b>12</b>	<b>24</b>	<b>7</b>	<b>6</b>	<b>67</b>	<b>54.2</b>	<b>29.2</b>	<b>-2</b>	<b>4-12</b>
<b>Postseason</b>											
1/15/12	RAVENS	1	3	4	2	1	17	75.0	50.0	+4	1-0
	Texans	0	0	0	0	0	0	0.0	0.0	-4	0-1
1/22/12	Ravens	1	2	3	0	2	6	66.7	0.0	+2	0-1
	PATRIOTS	0	1	1	0	0	0	0.0	0.0	-2	1-0
<b>Postseason Totals</b>											
	<b>RAVENS</b>	<b>2</b>	<b>5</b>	<b>7</b>	<b>2</b>	<b>3</b>	<b>23</b>	<b>71.4</b>	<b>28.6</b>	<b>+6</b>	<b>1-1</b>
	<b>Opponents</b>	<b>0</b>	<b>1</b>	<b>1</b>	<b>0</b>	<b>0</b>	<b>0</b>	<b>0.0</b>	<b>0.0</b>	<b>-6</b>	<b>1-1</b>

# RED ZONE EFFICIENCY

## RAVENS RED ZONE STATS

Date	Opp.	Inside 20	Scores	TDs	FGs	TD Pct.	In 20 Pts.	Total Pts.
9/11	vs. Pit.	6	5	3	2	50.0	28	35
9/18	at Ten.	2	2	0	2	0.0	6	13
9/25	at STL	4	3	1	2	25.0	13	37
10/2	vs. NYJ	3	3	1	2	33.3	13	34
10/16	vs. Hou.	4	4	2	2	50.0	20	29
10/24	at Jax.	1	1	1	0	100.0	7	7
10/30	vs. Ari.	6	6	3	3	50.0	30	30
11/6	at. Pit.	2	2	1	1	50.0	10	23
11/13	at Sea.	3	3	2	1	66.7	17	17
11/20	vs. Cin.	3	3	2	1	66.7	17	31
11/24	vs. SF	2	2	1	1	50.0	10	16
12/4	at Cle.	5	3	2	1	40.0	17	24
12/11	vs. Ind.	4	4	3	1	75.0	24	24
12/18	at SD	2	1	1	0	50.0	7	14
12/24	vs. Cle.	1	1	1	0	100.0	7	20
1/1/12	at Cin.	1	1	1	0	100.0	7	24
<b>Regular Season Totals</b>		<b>49</b>	<b>44</b>	<b>25</b>	<b>19</b>	<b>51.0</b>	<b>233</b>	<b>378</b>
<b>Postseason</b>								
1/15/12	vs. Hou.	3	2	2	0	66.7	14	20
1/22/12	at NE	4	3	1	2	25.0	13	20
<b>Postseason Totals</b>		<b>7</b>	<b>5</b>	<b>3</b>	<b>2</b>	<b>42.9</b>	<b>27</b>	<b>40</b>

## OPPONENTS RED ZONE STATS

Date	Opp.	Inside 20	Scores	TDs	FGs	TD Pct.	In 20 Pts.	Total Pts.
9/11	vs. Pit.	2	1	1	0	50.0	7	7
9/18	at Ten.	5	4	2	2	40.0	20	26
9/25	at STL	1	1	1	0	100.0	7	7
10/2	vs. NYJ	1	1	0	1	0.0	3	17
10/16	vs. Hou.	1	1	1	0	100.0	7	14
10/24	at Jax.	3	1	0	1	0.0	3	12
10/30	vs. Ari.	3	3	2	1	66.7	17	27
11/6	at. Pit.	4	3	1	2	25.0	13	20
11/13	at Sea.	5	4	1	3	20.0	16	22
11/20	vs. Cin.	4	3	2	1	50.0	17	24
11/24	vs. SF	0	0	0	0	0.0	0	6
12/4	at Cle.	1	1	0	1	0.0	3	10
12/11	vs. Ind.	3	2	1	1	33.0	10	10
12/18	at SD	5	4	3	1	60.0	24	34
12/24	vs. Cle.	2	1	1	0	50.0	7	14
1/1/12	at Cin.	2	1	0	1	0.0	3	16
<b>Regular Season Totals</b>		<b>42</b>	<b>31</b>	<b>16</b>	<b>15</b>	<b>38.1</b>	<b>157</b>	<b>266</b>
<b>Postseason</b>								
1/15/12	vs. Hou.	2	2	1	1	50.0	10	13
1/22/12	at NE	5	5	2	3	40.0	23	23
<b>Postseason Totals</b>		<b>7</b>	<b>7</b>	<b>3</b>	<b>4</b>	<b>42.9</b>	<b>33</b>	<b>36</b>

# RAVENS **FIRST DOWNS**

## REGULAR SEASON

**312 Total: 98 rushing; 181 passing; 33 penalty**

## POSTSEASON

**30 Total: 8 rushing; 22 passing; 0 penalty**

Player	Total	Rush	Pass	3rd Down Conversion	4th Down Conversion
Ray Rice	82 (5)	52 (3)	30 (2)	24 (2)	0
Anquan Boldin	44 (7)	0	44 (7)	12 (2)	1
Torrey Smith	37 (3)	3	34 (3)	11 (2)	0
Ed Dickson	30 (1)	0	30 (1)	15 (1)	0
Dennis Pitta	28 (5)	0	28 (5)	15 (2)	0
Ricky Williams	25 (3)	20 (3)	5	9 (1)	0
Joe Flacco	13 (1)	13 (1)	0	4	3
Vonta Leach	12 (1)	9 (1)	3	4	0
Lee Evans	4 (3)	0	4 (3)	1 (2)	0
LaQuan Williams	3	0	3	2	0
David Reed	1	1	0	0	0
Kris Wilson	0 (1)	0	0 (1)	0 (1)	0
<b>Totals</b>	<b>279 (30)</b>	<b>98 (8)</b>	<b>181 (22)</b>	<b>97 (13)</b>	<b>4 (0)</b>

**Note: (Postseason First Downs in Parenthesis)**

# COMPLETIONS BY DISTANCE

Date	Opp.	QB	Loss	0-9	10-19	20-29	30-39	40-49	50+
9/11	vs. Pit.	Flacco	0	6	7 (2)	4 (1)	0	0	0
9/18	at Ten.	Flacco	0	6	6	1	2 (1)	0	0
9/25	at STL	Flacco	0	12	10 (1)	3	0	1 (1)	1 (1)
10/2	vs. NYJ	Flacco	0	2	6	1	0	0	1
10/16	vs. Hou.	Flacco	0	6	12	0	0	0	2
10/24	at Jax.	Flacco	3	12 (1)	5	1	0	0	0
10/30	vs. Ari.	Flacco	1	18	7	3	2	0	0
11/6	at Pit.	Flacco	0	14	10	4 (1)	0	0	0
		Flacco	0	16	13 (1)	0	0	0	0
11/13	at Sea.	Rice	0	1 (1)	0	0	0	0	0
11/20	vs. Cin.	Flacco	0	7	5	2	2 (2)	1	0
11/24	vs. SF	Flacco	1	5 (1)	8	1	0	0	0
12/4	at Cle.	Flacco	0	3	4	2	1	0	0
12/11	vs. Ind.	Flacco	0	15 (2)	6	2	0	0	0
		Flacco	1	12	7 (1)	1	2 (1)	0	0
12/18	at SD	Taylor	0	0	1	0	0	0	0
12/24	vs. Cle.	Flacco	0	8 (1)	1	1	0	1 (1)	0
1/1/12	at Cin.	Flacco	0	12 (1)	1	1	1	0	0
<b>Regular Season</b>									
<b>Totals</b>		<b>Flacco</b>	<b>6</b>	<b>154 (6)</b>	<b>108 (5)</b>	<b>27 (2)</b>	<b>10 (4)</b>	<b>3 (2)</b>	<b>4 (1)</b>
		<b>Rice</b>	<b>0</b>	<b>1 (1)</b>	<b>0</b>	<b>0</b>	<b>0</b>	<b>0</b>	<b>0</b>
		<b>Taylor</b>	<b>0</b>	<b>0</b>	<b>1</b>	<b>0</b>	<b>0</b>	<b>0</b>	<b>0</b>
<b>2011 Team Totals</b>			<b>6</b>	<b>155 (7)</b>	<b>109 (5)</b>	<b>27 (2)</b>	<b>10 (4)</b>	<b>3 (2)</b>	<b>4 (1)</b>
<b>Postseason</b>									
1/15/12	vs. Hou.	Flacco	1	4 (1)	5 (1)	3	1	0	0
1/22/12	at NE	Flacco	0	11 (1)	6	3 (1)	1	1	0
<b>Totals</b>		<b>Flacco</b>	<b>1</b>	<b>15 (2)</b>	<b>11 (1)</b>	<b>6 (1)</b>	<b>2</b>	<b>1</b>	<b>0</b>
<b>Team Totals</b>			<b>1</b>	<b>15 (2)</b>	<b>11 (1)</b>	<b>6 (1)</b>	<b>2</b>	<b>1</b>	<b>0</b>

# THE LAST TIME IT HAPPENED – OFFENSIVE TOTALS

## Won in Overtime

Ravens: 12/13/10 at Houston (W, 34-28 OT) (Wilson 12-yard INT return)  
 Opponent: 10/17/10 at New England (L, 20-23) (Gostkowski 35-yard FG)

## Won by Scoring in the Last Two Minutes of Regulation

Ravens: 11/6/11 at Pittsburgh (W, 23-20) (Smith 26-yard pass from Flacco with 0:08 remaining)  
 10/30/11 vs. Arizona (W, 30-27) (Cundiff 25-yard field goal with 0:00 remaining)  
 Opponent: 11/11/10 at Atlanta (L, 21-26) (White 33-yard pass from Ryan with 0:20 remaining)  
**1/15/11 (Div.) at Pittsburgh (L, 24-31) (Mendenhall 2-yard run with 1:33 remaining)**

## Tied Game by Scoring in the Last Two Minutes of Regulation

Ravens: 11/29/09 vs. Pittsburgh (W, 20-17 OT) (Tied game with 1:51 remaining)  
 Opponent: 12/13/10 at Houston (W, 34-28 OT) (Tied game with 0:21 remaining)

## Shutout

Ravens: 11/16/09 at Cleveland (W, 16-0)  
 Opponent: 9/15/02 at Tampa Bay (L, 0-25)

## Won by 20-or-More Points

Ravens: 9/25/11 at St. Louis (W, 37-7)  
 9/11/11 vs. Pittsburgh (W, 35-7)  
 Opponent: 12/18/11 at San Diego (L, 14-34)

## Held a 28-or-More Point Lead

Ravens: 9/25/11 at St. Louis (W, 37-7) (30 at conclusion of game)  
 9/11/11 vs. Pittsburgh (W, 35-7) (28 at conclusion of game)  
 Opponent: 10/12/08 at Indianapolis (L, 3-31) (28 at conclusion of game)

## Held a 21-or-More Point Lead

Ravens: 12/11/11 vs. Indianapolis (W, 24-10) (led 24-3 in 3rd quarter)  
 12/4/11 at Cleveland (W, 24-10) (led 24-3 in 4th quarter)  
 9/25/11 at St. Louis (W, 37-7) (30 at conclusion of game)  
 9/11/11 vs. Pittsburgh (W, 35-7) (28 at conclusion of game)  
 Opponent: 12/18/11 at San Diego (L, 14-34) (led 34-7 in 4th quarter)  
 10/30/11 vs. Arizona (W, 30-27) (led 24-3 in 2nd quarter)

## Scored 40-or-More Points

Ravens: 12/13/09 vs. Detroit (W, 48-3)  
 Opponent: 12/9/07 vs. Indianapolis (L, 20-44)

## Scored 20-or-More Points in a Half

Ravens: 10/30/11 vs. Arizona (W, 30-27) (24 points, 2nd half)  
 10/2/11 vs. N.Y. Jets (W, 34-17) (27 points, 1st half)  
 9/25/11 at St. Louis (W, 37-7) (27 points, 1st half)  
 9/11/11 vs. Pittsburgh (W, 35-7) (21 points, 1st half)  
 Opponent: 10/30/11 vs. Arizona (W, 30-27) (24 points, 1st half)

## Held Opponent Without a Touchdown

Ravens: 11/24/11 vs. San Francisco (W, 16-6) (2 FGs)  
 10/24/11 at Jacksonville (L, 7-12) (4 FGs)  
 Opponent: 11/22/09 vs. Indianapolis (L, 15-17) (5 FGs)

## Touchdowns Scored by Offense and Defense

Ravens: 10/2/11 vs. N.Y. Jets (W, 34-17) (1 offense, 3 defense)  
 9/25/11 at St. Louis (W, 37-7) (3 offense, 1 defense)  
 Opponent: 9/29/08 at Pittsburgh (L, 20-23 OT) (1 offense, 1 defense)

## Touchdowns Scored by Offense, Defense and Special Teams

Ravens: 12/13/10 at Houston (W, 34-28 OT) (3 offense, 1 defense, 1 special teams)  
 Opponent: 11/1/98 vs. Jacksonville (L, 19-45) (4 offense, 1 defense, 1 special teams)

**Bold Denotes Playoff Game**



# THE LAST TIME IT HAPPENED – OFFENSIVE TOTALS

## Safety Scored

Ravens: 11/23/08 Jameel McClain, blocked punt out of end zone vs. Philadelphia (W, 36-7)  
 Opponent: 12/9/07 Michael Coe, blocked punt out of end zone vs. Indianapolis (L, 20-44)

## Successful 2-Point Conversion

Ravens: 9/11/11 Sam Koch rush vs. Pittsburgh (W, 35-7)  
 Opponent: 12/13/10 Jacoby Jones pass from Matt Schaub at Houston (W, 34-28 OT)

## Failed 2-Point Conversion Attempt

Ravens: 12/23/07 Troy Smith pass attempt to Devard Darling failed at Seattle (L, 6-27)  
 Opponent: 11/11/10 Matt Ryan pass attempt to Jason Snelling failed at Atlanta (intercepted by Ed Reed) (L, 21-26)

## No Turnovers

Ravens: **1/15/12 (Div.) vs. Houston (W, 20-13)**  
 1/1/12 at Cincinnati (W, 24-16)  
 11/24/11 vs. San Francisco (W, 16-6)  
 9/11/11 vs. Pittsburgh (W, 35-7)  
 Opponent: 12/18/11 at San Diego (L, 14-34)  
 11/13/11 at Seattle (L, 17-22)  
 10/16/11 vs. Houston (W, 29-14)

## Touchdown Drive of 10-or-More Plays

Ravens: **1/22/12 (AFC) 11 plays, 78 yards in 5:28 at New England (L, 20-23)**  
 1/1/12 11 plays, 80 yards in 4:52 at Cincinnati (W, 24-16)  
 12/18/11 13 plays, 75 yards in 6:20 at San Diego (L, 14-34)  
 12/11/11 10 plays, 69 yards in 4:39 vs. Indianapolis (W, 24-10)  
 12/4/11 12 plays, 61 yards in 6:12 at Cleveland (W, 24-10)  
 11/24/11 16 plays, 76 yards in 7:34 vs. San Francisco (W, 16-6)  
 11/13/11 10 plays, 65 yards in 3:14 at Seattle (L, 17-22)  
 11/13/11 13 plays, 66 yards in 5:05 at Seattle (L, 17-22)  
 11/6/11 13 plays, 92 yards in 2:16 at Pittsburgh (W, 23-20)  
 11/6/11 12 plays, 71 yards in 6:09 at Pittsburgh (W, 23-20)  
 10/30/11 10 plays, 88 yards in 3:12 vs. Arizona (W, 30-27)  
 10/24/11 13 plays, 90 yards in 3:20 at Jacksonville (L, 7-12)  
 10/16/11 16 plays, 97 yards in 8:47 vs. Houston (W, 29-14)  
 9/11/11 12 plays, 84 yards in 5:16 vs. Pittsburgh (W, 35-7)  
 Opponent: **1/22/12 (AFC) 11 plays, 63 yards in 4:21 at New England (L, 20-23)**  
**1/22/12 (AFC) 10 plays, 75 yards in 3:46 at New England (L, 20-23)**  
**1/15/12 (Div.) 12 plays, 86 yards in 5:49 vs. Houston (W, 20-13)**  
 12/24/11 12 plays, 80 yards in 5:45 vs. Cleveland (W, 20-14)  
 12/18/11 12 plays, 74 yards in 7:04 at San Diego (L, 14-34)  
 12/11/11 12 plays, 76 yards in 2:18 vs. Indianapolis (W, 24-10)  
 12/4/11 10 plays, 73 yards in 2:36 at Cleveland (W, 24-10)  
 11/6/11 11 plays, 80 yards in 4:55 at Pittsburgh (W, 23-20)  
 9/11/11 10 plays, 68 yards in 6:26 vs. Pittsburgh (W, 35-7)

## Touchdown Drive of 15-or-More Plays

Ravens: 11/24/11 16 plays, 76 yards in 7:34 vs. San Francisco (W, 16-6)  
 10/16/11 16 plays, 97 yards in 8:47 vs. Houston (W, 29-14)  
 Opponent: 12/13/10 15 plays, 99 yards in 5:03 at Houston (W, 34-28 OT)

**Bold Denotes Playoff Game**

# THE LAST TIME IT HAPPENED – OFFENSIVE TOTALS

## Touchdown Drive of 80-or-More Yards

Ravens:	<b>1/22/12 (AFC)</b>	<b>8 plays, 80 yards in 4:32 at New England (L, 20-23)</b>
	1/1/12	4 plays, 80 yards in 2:02 at Cincinnati (W, 24-16)
	1/1/12	11 plays, 80 yards in 4:52 at Cincinnati (W, 24-16)
	12/24/11	9 plays, 82 yards in 4:53 vs. Cleveland (W, 20-14)
	11/6/11	13 plays, 92 yards in 2:16 at Pittsburgh (W, 23-20)
	10/30/11	10 plays, 88 yards in 3:12 vs. Arizona (W, 30-27)
	10/30/11	7 plays, 80 yards in 2:47 vs. Arizona (W, 30-27)
	10/24/11	13 plays, 90 yards in 3:20 at Jacksonville (L, 7-12)
	10/16/11	16 plays, 97 yards in 8:47 vs. Houston (W, 29-14)
	9/25/11	7 plays, 80 yards in 3:11 at St. Louis (W, 37-7)
	9/18/11	7 plays, 81 yards in 3:54 at Tennessee (L, 13-26)
	9/11/11	12 plays, 84 yards in 5:16 vs. Pittsburgh (W, 35-7)
Opponent:	<b>1/15/12 (Div.)</b>	<b>12 plays, 86 yards in 5:49 vs. Houston (W, 20-13)</b>
	12/24/11	12 plays, 80 yards in 5:45 vs. Cleveland (W, 20-14)
	12/18/11	8 plays, 80 yards in 4:22 at San Diego (L, 14-34)
	12/18/11	7 plays, 80 yards in 2:52 at San Diego (L, 14-34)
	11/20/11	7 plays, 82 yards in 4:15 vs. Cincinnati (W, 31-24)
	11/20/11	7 plays, 80 yards in 3:59 vs. Cincinnati (W, 31-24)
	11/20/11	5 plays, 80 yards in 3:03 vs. Cincinnati (W, 31-24)
	11/6/11	11 plays, 80 yards in 4:55 at Pittsburgh (W, 23-20)
	10/16/11	6 plays, 80 yards in 3:10 vs. Houston (W, 29-14)
	9/25/11	9 plays, 80 yards in 5:15 at St. Louis (W, 37-7)
	9/18/11	9 plays, 80 yards in 3:58 at Tennessee (L, 13-26)

## Touchdown Drive of 90-or-More Yards

Ravens:	11/6/11	13 plays, 92 yards in 2:16 at Pittsburgh (W, 23-20)
	10/24/11	13 plays, 90 yards in 3:20 at Jacksonville (L, 7-12)
	10/16/11	16 plays, 97 yards in 8:47 vs. Houston (W, 29-14)
Opponent:	12/19/10	9 plays, 92 yards in 2:52 vs. New Orleans (W, 30-24)

## Touchdown Drive of 7-or-More Minutes

Ravens:	11/24/11	16 plays, 76 yards in 7:34 vs. San Francisco (W, 16-6)
	10/16/11	16 plays, 97 yards in 8:47 vs. Houston (W, 29-14)
Opponent:	12/18/11	12 plays, 74 yards in 7:04 at San Diego (L, 14-34)
	1/2/11	13 plays, 80 yards in 8:23 vs. Cincinnati (W, 13-7)

## Touchdown Drive of 8-or-More Minutes

Ravens:	10/16/11	16 plays, 97 yards in 8:47 vs. Houston (W, 29-14)
Opponent:	1/2/11	13 plays, 80 yards in 8:23 vs. Cincinnati (W, 13-7)

## 500-or-More Total Net Yards of Offense

Ravens:	9/25/11	553 at St. Louis (W, 37-7)
Opponent:	10/24/10	514 vs. Buffalo (W, 37-34 OT)

## 400-or-More Total Net Yards of Offense

Ravens:	12/4/11	448 at Cleveland (W, 24-10)
	10/30/11	405 vs. Arizona (W, 30-27)
	10/16/11	402 vs. Houston (W, 29-14)
	9/25/11	553 at St. Louis (W, 37-7)
Opponent:	12/18/11	415 at San Diego (L, 14-34)
	11/20/11	483 vs. Cincinnati (W, 31-24)
	9/11/11	432 at Tennessee (L, 13-26)

## 300-or-More Net Yards Rushing by Team

Ravens:	12/13/09	308 vs. Detroit (W, 48-3)
Opponent:	Has never happened	

**Bold Denotes Playoff Game**

# THE LAST TIME IT HAPPENED – OFFENSIVE TOTALS

## 200-or-More Net Yards Rushing by Team

Ravens: 1/1/12 221 at Cincinnati (W, 24-16)  
12/4/11 290 at Cleveland (W, 24-10)  
12/19/10 208 vs. New Orleans (W, 30-24)  
Opponent: 11/16/08 207 at N.Y. Giants (L, 10-30)

## Individual 200-Yard Rushing Game

Ravens: 12/4/11 Ray Rice, 204 at Cleveland (W, 24-10)  
Opponent: Has never happened

## Individual 150-Yard Rushing Game

Ravens: 1/1/12 Ray Rice, 191 at Cincinnati (W, 24-16)  
12/4/11 Ray Rice, 204 at Cleveland (W, 24-10)  
Opponent: 12/4/05 Domanick (Davis) Williams, 155 vs. Houston (W, 16-15)

## Individual 100-Yard Rushing Game

Ravens: 1/1/12 Ray Rice, 191 at Cincinnati (W, 24-16)  
12/11/11 Ray Rice, 103 vs. Indianapolis (W, 24-10)  
12/4/11 Ray Rice, 204 at Cleveland (W, 24-10)  
11/20/11 Ray Rice, 104 vs. Cincinnati (W, 31-24)  
10/16/11 Ray Rice, 101 vs. Houston (W, 29-14)  
9/11/11 Ray Rice, 107 vs. Pittsburgh (W, 35-7)  
Opponent: **1/15/12 (Div.) Arian Foster, 132 vs. Houston (W, 20-13)**  
12/24/11 Peyton Hillis, 112 vs. Cleveland (W, 20-14)  
11/13/11 Marshawn Lynch, 109 at Seattle (L, 17-22)  
10/24/11 Maurice Jones-Drew, 105 at Jacksonville (L, 7-12)

## Two 100-Yard Rushers in the Same Game

Ravens: 12/20/08 Le’Ron McClain, 139 & Willis McGahee, 108 at Dallas (W, 33-24)  
Opponent: Has never happened

## Consecutive 100-Yard Rushing Games

Ravens: 12/4-12/11/11 Ray Rice, 204 at Cleveland (W, 24-10) & Ray Rice, 103 vs. Indianapolis (W, 24-10)  
Opponents: 10/11-10/18/09 Cedric Benson, 120 vs. Cincinnati (L, 14-17) & Adrian Peterson, 143 at Minnesota (L, 31-33)

## Combined 200 Yards Rushing by Two Players

Ravens: 1/1/12 219 – Ray Rice, 191 & Ricky Williams, 28 at Cincinnati (W, 24-16)  
12/4/11 280 – Ray Rice, 204 & Ricky Williams, 76 at Cleveland (W, 24-10)  
Opponents: 10/5/97 215 – Jerome Bettis, 137 & Kordell Stewart, 78 vs. Pittsburgh (L, 34-42)

## Individual with 30-or-More Carries

Ravens: 12/19/10 Ray Rice, 31 vs. New Orleans (W, 30-24)  
Opponents: 11/13/11 Marshawn Lynch, 32 at Seattle (L, 17-22)  
10/24/11 Maurice Jones-Drew, 30 at Jacksonville (L, 7-12)

## Rushing Play of 80-or-More Yards

Ravens: 12/20/08 Le’Ron McClain, 82t yards at Dallas (W, 33-24)  
Opponent: Has never happened

## Rushing Play of 60-or-More Yards

Ravens: 1/1/12 Ray Rice, 70t yards at Cincinnati (W, 24-16)  
12/4/11 Ray Rice, 67 yards at Cleveland (W, 24-10)  
Opponent: 11/16/08 Ahmad Bradshaw, 77 yards at N.Y. Giants (L, 10-30)

**Bold Denotes Playoff Game**

# THE LAST TIME IT HAPPENED – OFFENSIVE TOTALS

## Rushing Play of 40-or-More Yards

Ravens:	1/1/12	Ray Rice, 70t yards at Cincinnati (W, 24-16)
	1/1/12	Ray Rice, 51t yards at Cincinnati (W, 24-16)
	12/4/11	Ray Rice, 67 yards at Cleveland (W, 24-10)
	11/20/11	Ray Rice, 59 yards vs. Cincinnati (W, 31-24)
	9/25/11	Ray Rice, 53 yards at St. Louis (W, 37-7)
Opponent:	11/21/10	Mike Goodson, 45 yards at Carolina (W, 37-13)
	<b>1/9/11 (WC)</b>	<b>Jamaal Charles, 41t yards at Kansas City (W, 30-7)</b>

## Individual with 3-or-More Rushing Touchdowns

Ravens:	10/30/11	Ray Rice, 3 vs. Arizona (W, 30-27)
Opponent:	12/8/02	Deuce McCallister, 3 vs. New Orleans (L, 25-37)

## Individual with 2-or-More Rushing Touchdowns

Ravens:	1/1/12	Ray Rice, 2 at Cincinnati (W, 24-16)
	11/20/11	Ray Rice, 2 vs. Cincinnati (W, 31-24)
	10/30/11	Ray Rice, 3 vs. Arizona (W, 30-27)
Opponent:	12/18/11	Ryan Mathews, 2 at San Diego (L, 14-34)
	11/20/11	Cedric Benson, 2 vs. Cincinnati (W, 31-24)

## 400 Net Yards Passing by Team

Ravens:	10/27/96	404 vs. St. Louis (W, 37-31)
Opponent:	9/20/09	421 at San Diego (W, 31-26)

## 300 Net Yards Passing by Team

Ravens:	9/25/11	385 at St. Louis (W, 37-7)
Opponent:	11/20/11	364 vs. Cincinnati (W, 31-24)
	11/6/11	322 at Pittsburgh (W, 23-20)
	9/18/11	358 at Tennessee (L, 13-26)

## Individual with 40-or-More Pass Attempts

Ravens:	11/13/11	Joe Flacco, 52 at Seattle (L, 17-22)
	11/6/11	Joe Flacco, 47 at Pittsburgh (W, 23-20)
	10/30/11	Joe Flacco, 51 vs. Arizona (W, 30-27)
	9/25/11	Joe Flacco, 48 at St. Louis (W, 37-7)
Opponent:	1/1/12	Andy Dalton, 44 at Cincinnati (W, 24-16)
	11/20/11	Andy Dalton, 45 vs. Cincinnati (W, 31-24)
	9/8/11	Matt Hasselbeck, 42 at Tennessee (L, 13-26)
	9/11/11	Ben Roethlisberger, 41 vs. Pittsburgh (W, 35-7)

## Individual with 35-or-More Pass Attempts

Ravens:	<b>1/22/12 (AFC)</b>	<b>Joe Flacco, 36 at New England (L, 20-23)</b>
	11/13/11	Joe Flacco, 52 at Seattle (L, 17-22)
	11/6/11	Joe Flacco, 47 at Pittsburgh (W, 23-20)
	10/30/11	Joe Flacco, 51 vs. Arizona (W, 30-27)
	10/24/11	Joe Flacco, 38 at Jacksonville (L, 7-12)
	9/25/11	Joe Flacco, 48 at St. Louis (W, 37-7)
Opponent:	<b>1/22/12 (AFC)</b>	<b>Tom Brady, 36 at New England (L, 20-23)</b>
	<b>1/15/12 (Div.)</b>	<b>T.J. Yates, 35 vs. Houston (W, 20-13)</b>
	1/1/12	Andy Dalton, 44 at Cincinnati (W, 24-16)
	12/11/11	Dan Orlovsky, 37 vs. Indianapolis (W, 24-10)
	12/4/11	Colt McCoy, 35 at Cleveland (W, 24-10)
	11/20/11	Andy Dalton, 45 vs. Cincinnati (W, 31-24)
	11/6/11	Ben Roethlisberger, 37 at Pittsburgh (W, 23-20)
	10/16/11	Matt Schaub, 37 vs. Houston (W, 29-14)
	10/2/11	Mark Sanchez, 35 vs. N.Y. Jets (W, 34-17)
	9/18/11	Matt Hasselbeck, 42 at Tennessee (L, 13-26)
	9/11/11	Ben Roethlisberger, 41 vs. Pittsburgh (W, 35-7)

**Bold Denotes Playoff Game**

# THE LAST TIME IT HAPPENED – OFFENSIVE TOTALS

## Individual with 25-or-More Pass Completions

Ravens:	11/13/11	Joe Flacco, 29 at Seattle (L, 17-22)
	11/6/11	Joe Flacco, 28 at Pittsburgh (W, 23-20)
	10/30/11	Joe Flacco, 31 vs. Arizona (W, 30-27)
	9/25/11	Joe Flacco, 27 at St. Louis (W, 37-7)
Opponent:	9/18/11	Matt Hasselbeck, 30 at Tennessee (L, 13-26)

## Individual 400-Yard Passing Game

Ravens:	10/27/96	Vinny Testaverde, 429 vs. St. Louis (W, 37-31 OT)
Opponent:	9/20/09	Philip Rivers, 436 at San Diego (W, 31-26)

## Individual 300-Yard Passing Game

Ravens:	<b>1/22/12 (AFC)</b>	<b>Joe Flacco, 306 at New England (L, 20-23)</b>
	11/6/11	Joe Flacco, 300 at Pittsburgh (W, 23-20)
	10/30/11	Joe Flacco, 336 vs. Arizona (W, 30-27)
	10/16/11	Joe Flacco, 305 vs. Houston (W, 29-14)
	9/25/11	Joe Flacco, 389 at St. Louis (W, 37-7)
Opponent:	11/20/11	Andy Dalton, 373 vs. Cincinnati (W, 31-24)
	11/6/11	Ben Roethlisberger, 330 at Pittsburgh (W, 23-20)
	9/18/11	Matt Hasselbeck, 358 at Tennessee (L, 13-26)

## Consecutive 300-Yard Passing Games

Ravens:	10/30-11/6/11	Joe Flacco, 336 vs. Ari. (W, 30-27) & Joe Flacco, 300 at Pit. (W, 23-20)
Opponent:	10/15-10/29/06	Jake Delhomme, 365 vs. Car. (L, 21-23) & Drew Brees, 383 at NO (W, 35-22)

## Individual with 5-or-More Touchdown Passes

Ravens:	9/10/00	Tony Banks, 5 vs. Jacksonville (W, 39-36)
Opponent:	11/5/07	Ben Roethlisberger, 5 at Pittsburgh (L, 7-38)

## Individual with 4-or-More Touchdown Passes

Ravens:	12/20/09	Joe Flacco, 4 vs. Chicago (W, 31-7)
Opponent:	10/24/10	Ryan Fitzpatrick, 4 vs. Buffalo (W, 37-34 OT)

## Individual with 3-or-More Touchdown Passes

Ravens:	9/25/11	Joe Flacco, 3 at St. Louis (W, 37-7)
	9/11/11	Joe Flacco, 3 vs. Pittsburgh (W, 35-7)
Opponent:	12/19/10	Drew Brees, 3 vs. New Orleans (W, 30-24)

## Individual with 10-or-More Receptions

Ravens:	11/13/11	Ed Dickson, 10 at Seattle (L, 17-22)
Opponent:	1/2/11	Jerome Simpson, 12 vs. Cincinnati (W, 13-7)

## Individual 200-Yard Receiving Game

Ravens:	12/12/99	Qadry Ismail, 258 at Pittsburgh (W, 31-24)
Opponent:	9/10/00	Jimmy Smith, 291 vs. Jacksonville (W, 39-36)

## Individual 150-Yard Receiving Game

Ravens:	11/20/11	Torrey Smith, 165 vs. Cincinnati (W, 31-24)
	9/25/11	Torrey Smith, 152 at St. Louis (W, 37-7)
Opponent:	11/20/11	Jerome Simpson, 152 vs. Cincinnati (W, 31-24)

**Bold Denotes Playoff Game**

# THE LAST TIME IT HAPPENED – OFFENSIVE TOTALS

## Individual 100-Yard Receiving Game

Ravens:	<b>1/22/12 (AFC)</b>	<b>Anquan Boldin, 101 at New England (L, 20-23)</b>
	11/20/11	Torrey Smith, 165 vs. Cincinnati (W, 31-24)
	10/30/11	Anquan Boldin, 145 vs. Arizona (W, 30-27)
	10/16/11	Anquan Boldin, 132 vs. Houston (W, 29-14)
	9/25/11	Torrey Smith, 152 at St. Louis (W, 37-7)
Opponent:	<b>1/15/12 (Div.)</b>	<b>Andre Johnson, 111 vs. Houston (W, 20-13)</b>
	11/20/11	Jerome Simpson, 152 vs. Cincinnati (W, 31-24)
	11/6/11	Antonio Brown, 109 at Pittsburgh (W, 23-20)
	9/18/11	Kenny Britt, 135 at Tennessee (L, 13-26)
	9/11/11	Mike Wallace, 107 vs. Pittsburgh (W, 35-7)

## Two 100-Yard Receivers in the Same Game

Ravens:	10/27/96	Michael Jackson, 113 & Floyd Turner, 108 vs. St. Louis (W, 37-31 OT)
Opponent:	10/24/10	Steve Johnson, 158 & Lee Evans, 105 vs. Buffalo (W, 37-34 OT)

## No Sacks Allowed

Ravens:	11/24/11	vs. San Francisco (W, 16-6)
Opponent:	<b>1/15/12 (Div.)</b>	<b>vs. Houston (W, 20-13)</b>
	12/18/11	at San Diego (L, 14-34)
	9/18/11	at Tennessee (L, 13-26)

## Pass Play of 80-or-More Yards

Ravens:	12/10/06	87t yards, Steve McNair to Mark Clayton at Kansas City (W, 20-10)
Opponent:	11/21/10	88t yards, Brian St. Pierre to David Gettis at Carolina (W, 37-13)

## Pass Play of 60-or-More Yards

Ravens:	9/25/11	74t yards, Joe Flacco to Torrey Smith at St. Louis (W, 37-7)
Opponent:	10/30/11	66 yards, Kevin Kolb to Larry Fitzgerald vs. Arizona (W, 30-27)

## Individual with 4-or-More Touchdown Receptions

Ravens:	11/23/03	Marcus Robinson, 4 vs. Seattle (W, 44-41 OT)
Opponent:	Has never happened	

## Individual with 3-or-More Touchdown Receptions

Ravens:	9/25/11	Torrey Smith, 3 at St. Louis (W, 37-7)
Opponent:	10/24/10	Lee Evans, 3 vs. Buffalo (W, 37-34 OT)

## Individual with 2-or-More Touchdown Receptions

Ravens:	11/13/11	Ed Dickson, 2 at Seattle (L, 17-22)
	9/25/11	Torrey Smith, 3 at St. Louis (W, 37-7)
Opponent:	12/19/10	Jimmy Graham, 2 vs. New Orleans (W, 30-24)

## Led Team in Both Rushing & Receiving Yards in the Same Game

Ravens:	12/24/11	Ray Rice (87 rushing, 48 receiving) vs. Cleveland (W, 20-14)
	10/2/11	Ray Rice (66 rushing, 64 receiving) vs. N.Y. Jets (W, 34-17)
	9/18/11	Ray Rice (43 rushing, 53 receiving) at Tennessee (L, 13-26)
Opponent:	11/13/11	Marshawn Lynch (109 rushing, 58 receiving) at Seattle (L, 17-22)

## 100-Yard Rusher & Receiver in the Same Game

Ravens:	11/20/11	Ray Rice (104 rushing) & Torrey Smith (165 receiving) vs. Cincinnati (W, 31-24)
	10/16/11	Ray Rice (101 rushing) & Anquan Boldin (132 receiving) vs. Houston (W, 29-14)
Opponent:	<b>1/15/12 (Div.)</b>	<b>Arian Foster (132 rushing) &amp; Andre Johnson (111 receiving) vs. Houston (W, 20-13)</b>
	12/13/10	Arian Foster (100 rushing) & Andre Johnson (140 receiving) at Houston (W, 34-28 OT)

## 100-Yard Rusher, 100-Yard Receiver & 300-Yard Passer in the Same Game

Ravens:	10/16/11	Ray Rice (101 rushing), Anquan Boldin (132 receiving) & Joe Flacco (305 passing) vs. Houston (W, 29-14)
Opponent:	12/13/10	Arian Foster (100 rushing), Andre Johnson (140 receiving) & Matt Schaub (393 passing) at Houston (W, 34-28 OT)

**Bold Denotes Playoff Game**

## THE LAST TIME IT HAPPENED – OFFENSIVE TOTALS

### Individual with at Least 1 Rushing & 1 Receiving Touchdown in the Same Game

Ravens: 9/11/11 Ray Rice (1 rushing, 1 receiving) vs. Pittsburgh (W, 35-7)  
Opponent: 12/9/07 Joseph Addai (2 rushing, 1 receiving) vs. Indianapolis (L, 20-44)

### Individual with at Least 1 Rushing Touchdown & 1 Touchdown Pass in the Same Game

Ravens: 10/26/08 Joe Flacco (1 rushing, 1 passing) vs. Oakland (W, 29-10)  
Opponent: 11/29/09 Dennis Dixon (1 rushing, 1 passing) vs. Pittsburgh (W, 20-17 OT)

# THE LAST TIME IT HAPPENED – DEFENSIVE TOTALS

## Held Opponent Under 200 Yards of Total Offense

Ravens:	12/11/11	167 vs. Indianapolis (W, 24-10)
	11/24/11	170 vs. San Francisco (W, 16-6)
	10/2/11	150 vs. N.Y. Jets (W, 34-17)
Opponent:	10/24/11	146 at Jacksonville (L, 7-12)

## Held Opponent Under 300 Yards of Total Offense

Ravens:	12/24/11	256 vs. Cleveland (W, 20-14)
	12/11/11	167 vs. Indianapolis (W, 24-10)
	12/4/11	233 at Cleveland (W, 24-10)
	11/24/11	170 vs. San Francisco (W, 16-6)
	10/30/11	207 vs. Arizona (W, 30-27)
	10/24/11	205 at Jacksonville (L, 7-12)
	10/16/11	293 vs. Houston (W, 29-14)
	10/2/11	150 vs. N.Y. Jets (W, 34-17)
	9/25/11	244 at St. Louis (W, 37-7)
Opponent:	<b>1/15/12 (Div.)</b>	<b>227 vs. Houston (W, 20-13)</b>
	12/24/11	284 vs. Cleveland (W, 20-14)
	12/18/11	290 at San Diego (L, 14-34)
	11/24/11	253 vs. San Francisco (W, 16-6)
	10/24/11	146 at Jacksonville (L, 7-12)
	10/2/11	267 vs. N.Y. Jets (W, 34-17)
	9/18/11	229 at Tennessee (L, 13-26)

## Held Opponent Under 50 Net Yards Rushing

Ravens:	10/2/11	38 vs. N.Y. Jets (W, 34-17)
	12/19/10	27 vs. New Orleans (W, 30-24)
Opponent:	10/24/11	34 at Jacksonville (L, 7-12)
	9/18/11	45 at Tennessee (L, 13-26)

## Held Opponent Under 75 Net Yards Rushing

Ravens:	12/11/11	50 vs. Indianapolis (W, 24-10)
	12/4/11	59 at Cleveland (W, 24-10)
	11/24/11	74 vs. San Francisco (W, 16-6)
	11/6/11	70 at Pittsburgh (W, 23-20)
	10/2/11	38 vs. N.Y. Jets (W, 34-17)
	9/18/11	74 at Tennessee (L, 13-26)
	9/11/11	66 vs. Pittsburgh (W, 35-7)
Opponent:	11/6/11	67 at Pittsburgh (W, 23-20)
	10/24/11	34 at Jacksonville (L, 7-12)
	9/18/11	45 at Tennessee (L, 13-26)

## Held Opponent Under 100 Net Yards Rushing

Ravens:	<b>1/22/12 (AFC)</b>	<b>96 at New England (L, 20-23)</b>
	12/11/11	50 vs. Indianapolis (W, 24-10)
	12/4/11	59 at Cleveland (W, 24-10)
	11/24/11	74 vs. San Francisco (W, 16-6)
	11/6/11	70 at Pittsburgh (W, 23-20)
	10/16/11	93 vs. Houston (W, 29-14)
	10/2/11	38 vs. N.Y. Jets (W, 34-17)
	9/18/11	45 at Tennessee (L, 13-26)
	9/11/11	66 vs. Pittsburgh (W, 35-7)
Opponent:	<b>1/15/12 (Div.)</b>	<b>87 vs. Houston (W, 20-13)</b>
	12/18/11	89 at San Diego (L, 14-34)
	11/24/11	92 vs. San Francisco (W, 16-6)
	11/13/11	75 at Seattle (L, 17-22)
	11/6/11	67 at Pittsburgh (W, 23-20)
	10/24/11	34 at Jacksonville (L, 7-12)
	9/18/11	45 at Tennessee (L, 13-26)

**Bold Denotes Playoff Game**



# THE LAST TIME IT HAPPENED – DEFENSIVE TOTALS

## Held Opponent Under 100 Net Yards Passing

Ravens:	11/24/11	96 vs. San Francisco (W, 16-6)
	10/30/11	98 vs. Arizona (W, 30-27)
	10/24/11	73 at Jacksonville (L, 7-12)
Opponent:	12/26/10	97 at Cleveland (W, 20-10)
	<b>1/15/11 (D)</b>	<b>91 at Pittsburgh (L, 24-31)</b>

## Held Opponent Under 150 Net Yards Passing

Ravens:	12/24/11	139 vs. Cleveland (W, 20-14)
	12/11/11	117 vs. Indianapolis (W, 24-10)
	11/24/11	96 vs. San Francisco (W, 16-6)
	10/30/11	98 vs. Arizona (W, 30-27)
	10/24/11	73 at Jacksonville (L, 7-12)
	10/2/11	112 vs. N.Y. Jets (W, 34-17)
	9/25/11	132 at St. Louis (W, 37-7)
Opponent:	<b>1/15/12 (Div.)</b>	<b>140 vs. Houston (W, 20-13)</b>
	1/1/12	126 at Cincinnati (W, 24-16)
	12/24/11	122 vs. Cleveland (W, 20-14)
	10/24/11	112 at Jacksonville (L, 7-12)

## Interception Return for a Touchdown

Ravens:	10/2/11	Lardarius Webb, 73 yards vs. N.Y. Jets (W, 34-17)
Opponent:	10/2/11	David Harris, 35 yards vs. N.Y. Jets (W, 34-17)

## Individual with 3-or-More Interceptions

Ravens:	Has Never Happened	
Opponent:	11/18/01	Anthony Henry, 3 vs. Cleveland (L, 17-27)

## Individual with 2-or-More Interceptions

Ravens:	<b>1/15/12 (Div.)</b>	<b>Lardarius Webb, 2 vs. Houston (W, 20-13)</b>
	9/11/11	Ed Reed, 2 vs. Pittsburgh (W, 35-7)
Opponent:	11/16/08	Aaron Ross, 2 at N.Y. Giants (L, 10-30)

## Fumble Return for a Touchdown

Ravens:	10/2/11	Jarret Johnson, 26 yards vs. N.Y. Jets (W, 34-17)
	10/2/11	Jameel McClain, 6 yards vs. N.Y. Jets (W, 34-17)
	9/25/11	Haloti Ngata, 28 yards at St. Louis (W, 37-7)
Opponent:	11/7/08	Johnathan Joseph, 65 yards vs. Cincinnati (W, 17-10)

## 9-or-More Sacks by Team

Ravens:	11/24/11	9 vs. San Francisco (W, 16-6)
Opponent:	Has Never Happened	

## 8-or-More Sacks by Team

Ravens:	11/24/11	9 vs. San Francisco (W, 16-6)
Opponent:	Has Never Happened	

## 7-or-More Sacks by Team

Ravens:	11/24/11	9 vs. San Francisco (W, 16-6)
Opponent:	12/18/11	7 at San Diego (L, 14-34)

## 6-or-More Sacks by Team

Ravens:	11/24/11	9 vs. San Francisco (W, 16-6)
	10/30/11	6 vs. Arizona (W, 30-27)
Opponent:	12/18/11	7 at San Diego (L, 14-34)

**Bold Denotes Playoff Game**

## THE LAST TIME IT HAPPENED – DEFENSIVE TOTALS

### 5-or-More Sacks by Team

Ravens:	11/24/11	9 vs. San Francisco (W, 16-6)
	10/30/11	6 vs. Arizona (W, 30-27)
	9/25/11	5 at St. Louis (W, 37-7)
Opponent:	<b>1/15/12 (Div.)</b>	<b>5 vs. Houston (W, 20-13)</b>
	12/18/11	7 at San Diego (L, 14-34)

### Individual with 4-or-More Sacks

Ravens:	1/7/02	Peter Boulware, 4 vs. Minnesota (W, 19-3)
Opponent:	12/18/11	Antwan Barnes, 4 at San Diego (L, 14-34)

### Individual with 3-or-More Sacks

Ravens:	12/11/11	Terrell Suggs, 3 vs. Indianapolis (W, 24-10)
	11/24/11	Terrell Suggs, 3 vs. San Francisco (W, 16-6)
	9/11/11	Terrell Suggs, 3 vs. Pittsburgh (W, 35-7)
Opponents:	12/18/11	Antwan Barnes, 4 at San Diego (L, 14-34)
	11/6/11	James Harrison, 3 at Pittsburgh (W, 23-20)

### Individual with 2-or-More Sacks

Ravens:	12/11/11	Terrell Suggs, 3 vs. Indianapolis (W, 24-10)
	12/4/11	Pernell McPhee, 2 at Cleveland (W, 24-10)
	11/24/11	Terrell Suggs, 3 vs. San Francisco (W, 16-6)
	11/24/11	Cory Redding, 2.5 vs. San Francisco (W, 16-6)
	11/24/11	Haloti Ngata, 2 vs. San Francisco (W, 16-6)
	10/30/11	Paul Kruger, 2 vs. Arizona (W, 30-27)
	9/11/11	Terrell Suggs, 3 vs. Pittsburgh (W, 35-7)
Opponents:	<b>1/15/12 (Div.)</b>	<b>J.J. Watt, 2.5 vs. Houston (W, 20-13)</b>
	<b>1/15/12 (Div.)</b>	<b>Brooks Reed, 2.5 vs. Houston (W, 20-13)</b>
	12/18/11	Antwan Barnes, 4 at San Diego (L, 14-34)
	12/11/11	Dwight Freeney, 2 vs. Indianapolis (W, 24-10)
	11/6/11	James Harrison, 3 at Pittsburgh (W, 23-20)
	10/16/11	Tim Jamison, 2 vs. Houston (W, 29-14)

# THE LAST TIME IT HAPPENED – SPECIAL TEAMS TOTALS

## Kickoff Return for a Touchdown

Ravens: 12/13/10 David Reed, 103 yards at Houston (W, 34-28 OT)  
 Opponent: 10/2/11 Joe McKnight, 107 yards vs. N.Y. Jets (W, 34-17)

## Kickoff Return for a Touchdown to Start a Game

Ravens: Has Never Happened  
 Opponent: 11/7/04 Richard Alston, 93 yards vs. Cleveland (W, 27-13)

## 2 Kickoff Return Touchdowns in the Same Game

Ravens: 12/13/98 Corey Harris, 95 yards; Patrick Johnson, 97 yards vs. Minnesota (both in 1st quarter) (L, 28-38)  
 Opponent: Has never happened

## Punt Return for a Touchdown

Ravens: 12/4/11 Lardarius Webb, 68 yards at Cleveland (W, 24-10)  
 Opponent: 12/24/11 Joshua Cribbs, 84 yards vs. Cleveland (W, 20-14)  
 10/30/11 Patrick Peterson, 82 yards vs. Arizona (W, 30-27)

## 2 Punt Return Touchdowns in the Same Game

Ravens: 12/24/00 Jermaine Lewis, 89 yards & 54 yards vs. N.Y. Jets (W, 34-20)  
 Opponent: Has never happened

## Blocked Punt Return for a Touchdown

Ravens: 11/23/03 Ed Reed, 16 yards (Reed blocked Tom Rouen punt) vs. Seattle (W, 44-41 OT)  
 Opponent: 9/13/09 Jon McGraw, recovery in end zone (McGraw blocked Sam Koch punt) vs. Kansas City (W, 38-24)

## Blocked Punt

Ravens: 11/23/08 Jameel McClain blocked Sav Rocca punt vs. Philadelphia (W, 36-7)  
 Opponent: 9/13/09 Jon McGraw blocked Sam Koch punt vs. Kansas City (W, 38-24)

## Blocked Extra Point Attempt

Ravens: 9/10/07 Dwan Edwards blocked Kyle Larson attempt vs. Cincinnati (L, 20-27)  
 Opponent: 11/16/09 Shaun Rogers blocked Steven Hauschka attempt at Cleveland (W, 16-0)

## Missed (Not Blocked) Extra Point Attempt

Ravens: 10/27/96 Matt Stover vs. St. Louis (W, 37-31 OT)  
 Opponent: 12/11/05 Jason Elam at Denver (L, 10-12)

## Blocked Field Goal

Ravens: 10/11/09 Kelly Gregg blocked Shayne Graham 32-yard attempt vs. Cincinnati (L, 14-17)  
 Opponent: 11/16/08 Fred Robbins blocked Matt Stover 32-yard attempt at N.Y. Giants (L, 10-30)

## Individual with 5-or-More Field Goals

Ravens: 10/16/11 Billy Cundiff, 5-for-5 vs. Houston (W, 29-14)  
 Opponent: 11/13/11 Steven Hauschka, 5-for-5 at Seattle (L, 17-22)

## Individual with 4-or-More Field Goals

Ravens: 10/16/11 Billy Cundiff, 5-for-5 vs. Houston (W, 29-14)  
 Opponent: 11/13/11 Steven Hauschka, 5-for-5 at Seattle (L, 17-22)  
 10/24/11 Josh Scobee, 4-for-4 at Jacksonville (L, 7-12)  
 9/18/11 Rob Bironas, 4-for-5 at Tennessee (L, 13-26)

## Successful Onside Kick

Ravens: 10/14/01 Matt Stover kick recovered by Edgerton Hartwell at Green Bay (L, 23-31)  
 Opponent: 12/30/07 Jeff Reed kick recovered by Nate Washington vs. Pittsburgh (W, 27-21)

## Failed Onside Kick

Ravens: 12/18/11 Billy Cundiff kick was touched illegally at San Diego (L, 14-34)  
 10/24/11 Billy Cundiff kick was touched illegally at Jacksonville (L, 7-12)  
 Opponent: 12/26/10 Phil Dawson kick went out-of-bounds at Cleveland (W, 20-10)

**Bold Denotes Playoff Game**

# REPLAY CHALLENGE TOTALS

## RAVENS

<u>Date</u>	<u>Opp.</u>	<u>Initial Ruling</u>	<u>Ruling</u>
9/11	vs. Pit.	Ben Roethlisberger pass to Mewelde Moore to BLT 16 for 23 yards	Reversed, Ruled Fumble Lost
9/25	at STL	Cadillac Williams rush to STL 28 for 2 yards	Upheld
10/2	vs. NYJ	T.J. Conley punts to BLT 1 for 43 yards	Reversed, Ruled a Touchback
10/16	vs. Hou.	Matt Schaub pass to Jacoby Jones to HOU 30 for 4 yards	Reversed, Ruled Incomplete
10/24	at Jax.	Maurice Jones-Drew rush to BLT 1 for 2 yards	Reversed, Ruled Fumble Lost
10/24	at Jax.	Ray Rice fumbles at BLT 35, recovered by Paul Posluzny	Reversed, Down by Contact
11/6	at Pit.	Ben Roethlisberger pass to Hines Ward to BLT 12 for 6 yards	Reversed, Ruled Incomplete
11/13	at Sea.	Marshawn Lynch rush to BLT 28 for 8 yards	Upheld
11/20	vs. Cin.	Ray Rice rush to CIN 1 for 3 yards	Upheld
11/24	vs. SF	Alex Smith pass to Braylon Edwards to SF 42 for 5 yards	Upheld
12/4	at Cle.	Ricky Williams fumbles at CLV 31, recovered by Scott Paxson	Reversed, Down by Contact
1/1/12	at Cin.	Cedric Benson rush to CIN 39 for 1 yard, ruled a first down	Reversed, Ruled Down at CIN 38
<b>1/15/12</b>	<b>vs. Hou. (Div.)</b>	<b>Arian Foster rushes to HOU 42 for 28 yards</b>	<b>Upheld, Runner was in bounds</b>
<b>TOTALS</b>		<b>8-for-13 61.5%</b>	

## OPPONENTS

<u>Date</u>	<u>Opp.</u>	<u>Initial Ruling</u>	<u>Ruling</u>
10/24	at Jax.	Maurice Jones-Drew fumbles at JAX 35, recovered by Cary Williams	Reversed, Down by Contact
10/24	at Jax.	Joe Flacco pass incomplete to Torrey Smith, defensive pass interference	Upheld, QB was in bounds
11/6	at Pit.	Joe Flacco pass to Ed Dickson to PIT 42 for 6 yards	Upheld
12/4	at Cle.	Jordan Norwood fumbles at BLT 44, recovered by Ed Reed	Reversed, Ruled Incomplete
<b>TOTALS</b>		<b>2-for-4 50.0%</b>	

## REPLAY ASSISTANT

*Last two minutes of the half and overtime and any touchdown scoring play*

<u>Date</u>	<u>Opp.</u>	<u>Initial Ruling</u>	<u>Ruling</u>
9/11	vs. Pit.	Ray Rice rush for a touchdown for 8 yards	Reversed, Ruled Down at PIT 1
10/2	vs. NYJ	Mark Sanchez sacked at NYJ 6, fumbles, recovered by Jameel McClain, Touchdown	Upheld
10/2	vs. NYJ	Ray Rice rush for a touchdown for 3 yards	Upheld
10/2	vs. NYJ	Mark Sanchez sacked at NYJ 22, fumbles, recovered by Jarret Johnson, Touchdown	Upheld
11/6	at Pit.	Joe Flacco pass to Anquan Boldin to PIT 31 for 11 yards	Reversed, Ruled Incomplete
11/6	at Pit.	Ben Roethlisberger rush for a touchdown for 9 yards	Reversed, Ruled Down at BLT 1
11/13	at Sea.	Tarvaris Jackson pass to Marshawn Lynch to BLT 20 for 4 yards	Reversed, Ruled OB at BLT 22
11/20	vs. Cin.	Andy Dalton pass to Jermaine Gresham for a touchdown for 9 yards	Reversed, Ruled Incomplete
<b>1/15/12</b>	<b>vs. Hou. (Div.)</b>	<b>Sam Koch punts to HOU 1 for 40 yards</b>	<b>Reversed, Ruled Touchback</b>
<b>1/15/12</b>	<b>vs. Hou. (Div.)</b>	<b>Ray Rice rush to BLT 14 for 1 yard</b>	<b>Reversed, Ruled down at BLT 13</b>
<b>1/22/12</b>	<b>at NE (AFC)</b>	<b>Joe Flacco pass to Torrey Smith for a touchdown for 29 yards</b>	<b>Upheld</b>
<b>1/22/12</b>	<b>at NE (AFC)</b>	<b>Tom Brady rush for a touchdown for 1 yard</b>	<b>Reversed, Ruled down at BLT 1</b>
<b>TOTALS</b>		<b>8-for-12 66.7%</b>	

## HARBAUGH CAREER CHALLENGE TOTALS

### REGULAR SEASON

<u>Year</u>	<u>No.</u>	<u>Reversed</u>	<u>Upheld</u>	<u>Pct.</u>
2008	6	3	3	50.0
2009	11	6	5	54.5
2010	9	1	8	11.1
2011	12	8	4	66.7
<b>Total</b>	<b>38</b>	<b>18</b>	<b>20</b>	<b>47.4</b>

### POSTSEASON

<u>Year</u>	<u>No.</u>	<u>Reversed</u>	<u>Upheld</u>	<u>Pct.</u>
2008	3	2	1	66.7
2009	2	1	1	50.0
2010	0	0	0	0.0
2011	1	0	1	0.0
<b>Total</b>	<b>6</b>	<b>3</b>	<b>3</b>	<b>50.0</b>

Baltimore Ravens vs New England Patriots

1/22/2012 at Gillette Stadium

**Ball Possession And Drive Chart**

**Baltimore Ravens**

#	Time Recd	Time Lost	Time Poss	How Ball Obtained	Drive Began	# Play	Yds Gain	Yds Pen	Net Yds	1st Down	Last Scrm	How Given Up
1	15:00	13:33	1:27	Kickoff	BLT 20	3	4	0	4	0	BLT 24	Punt
2	12:49	11:09	1:40	Punt	BLT 20	3	0	0	0	0	BLT 20	Punt
3	5:49	4:22	1:27	Kickoff	BLT 20	3	-10	0	-10	0	BLT 10	Punt
4	3:41	14:21	4:20	Interception	BLT 30	8	67	0	67	2	* NE 3	Field Goal
5	10:35	6:03	4:32	Kickoff	BLT 20	8	80	0	80	4	* NE 6	Touchdown
6	3:00	0:58	2:02	Kickoff	BLT 20	7	34	-5	29	2	BLT 49	Punt
7	9:06	3:38	5:28	Kickoff	BLT 22	11	83	-5	78	4	NE 29	Touchdown
8	3:26	0:50	2:36	Fumble	NE 28	6	7	0	7	1	* NE 21	Field Goal
9	11:29	7:22	4:07	Kickoff	BLT 20	7	34	0	34	3	NE 46	Interception
10	7:07	2:46	4:21	Interception	BLT 38	7	34	-5	29	1	NE 33	Downs
11	1:44	0:11	1:33	Punt	BLT 21	10	65	0	65	2	* NE 14	Missed FG

(303) Average BLT 28

**New England Patriots**

#	Time Recd	Time Lost	Time Poss	How Ball Obtained	Drive Began	# Play	Yds Gain	Yds Pen	Net Yds	1st Down	Last Scrm	How Given Up
1	13:33	12:49	0:44	Punt	NE 40	3	7	0	7	0	NE 47	Punt
2	11:09	5:49	5:20	Punt	NE 39	13	45	5	50	5	* BLT 11	Field Goal
3	4:22	3:41	0:41	Punt	NE 40	3	13	0	13	1	BLT 47	Interception
4	14:21	10:35	3:46	Kickoff	NE 25	10	67	8	75	6	* BLT 7	Touchdown
5	6:03	3:00	3:03	Kickoff	NE 20	10	63	0	63	4	* BLT 17	Field Goal
6	0:58	0:00	0:58	Punt	NE 11	2	-2	0	-2	0	NE 10	End of Half
7	15:00	9:06	5:54	Kickoff	NE 20	14	74	0	74	4	* BLT 6	Field Goal
8	3:38	3:26	0:12	Kickoff		0	0	0	0	0		Fumble
9	0:50	11:29	4:21	Kickoff	NE 37	11	58	5	63	5	* BLT 1	Touchdown
10	7:22	7:07	0:15	Interception	50	1	0	0	0	0	50	Interception
11	2:46	1:44	1:02	Downs	NE 33	3	6	0	6	0	NE 39	Punt
12	0:11	0:00	0:11	Missed FG	NE 22	1	-1	0	-1	0	NE 22	End of Game

(337) Average NE 31

\* inside opponent's 20

Time of Possession by Quarter		1st	2nd	3rd	4th	OT	Total
<b>Visitor</b>	Baltimore Ravens	8:15	7:13	8:04	10:01		33:33
<b>Home</b>	New England Patriots	6:45	7:47	6:56	4:59		26:27
<b>Kickoff Drive No.-Start Average</b>		Ravens: 6 - BLT 20		Patriots: 4 - NE 26			

## Houston Texans vs Baltimore Ravens

1/15/2012 at M&amp;T Stadium

## Ball Possession And Drive Chart

Houston Texans												
#	Time Recd	Time Lost	Time Poss	How Ball Obtained	Drive Began	# Play	Yds Gain	Yds Pen	Net Yds	1st Down	Last Scrm	How Given Up
1	15:00	12:24	2:36	Kickoff	BLT 41	5	20	0	20	1	BLT 21	Field Goal
2	9:51	8:49	1:02	Kickoff	HST 22	3	3	0	3	0	HST 25	Punt
3	6:02	4:29	1:33	Kickoff	HST 20	3	4	0	4	0	HST 24	Punt
4	3:21	3:13	0:08	Punt	HST 23	1	0	0	0	0	HST 23	Interception
5	1:08	11:42	4:26	Kickoff	HST 26	11	64	-5	59	3	* BLT 15	Field Goal
6	10:37	4:48	5:49	Punt	HST 14	12	91	-5	86	6	* BLT 1	Touchdown
7	0:28	0:00	0:28	Punt	HST 20	1	-1	0	-1	0	HST 20	End of Half
8	13:03	11:45	1:18	Punt	HST 20	3	8	0	8	0	HST 28	Punt
9	9:35	5:54	3:41	Punt	HST 22	8	46	0	46	2	BLT 32	Missed FG
10	1:53	0:25	1:28	Downs	HST 1	3	3	0	3	0	HST 4	Punt
11	13:30	11:07	2:23	Punt	HST 20	5	20	0	20	1	HST 40	Punt
12	9:34	7:21	2:13	Punt	HST 31	4	17	0	17	1	HST 48	Interception
13	2:52	1:51	1:01	Kickoff	HST 28	3	34	0	34	2	BLT 38	Interception
14	0:45	0:11	0:34	Punt	HST 48	4	9	0	9	0	BLT 43	Downs

(354) Average HST 25

Baltimore Ravens												
#	Time Recd	Time Lost	Time Poss	How Ball Obtained	Drive Began	# Play	Yds Gain	Yds Pen	Net Yds	1st Down	Last Scrm	How Given Up
1	12:24	11:12	1:12	Kickoff	BLT 23	3	0	0	0	0	BLT 23	Punt
2	11:12	9:51	1:21	Fumble	HST 2	3	2	0	2	1	* HST 1	Touchdown
3	8:49	6:02	2:47	Punt	BLT 40	6	30	0	30	1	HST 30	Field Goal
4	4:29	3:21	1:08	Punt	BLT 32	3	5	0	5	0	BLT 37	Punt
5	3:13	1:08	2:05	Interception	HST 34	5	34	0	34	2	* HST 10	Touchdown
6	11:42	10:37	1:05	Kickoff	BLT 20	3	8	0	8	0	BLT 28	Punt
7	4:48	0:28	4:20	Kickoff	BLT 20	8	39	0	39	2	HST 41	Punt
8	15:00	13:03	1:57	Kickoff	BLT 20	3	-1	0	-1	0	BLT 19	Punt
9	11:45	9:35	2:10	Punt	BLT 31	3	5	0	5	0	BLT 36	Punt
10	5:54	1:53	4:01	Missed FG	BLT 40	8	59	0	59	2	* HST 1	Downs
11	0:25	13:30	1:55	Punt	HST 49	3	4	0	4	0	HST 45	Punt
12	11:07	9:34	1:33	Punt	BLT 25	3	-9	0	-9	0	BLT 16	Punt
13	7:21	2:52	4:29	Interception	BLT 29	10	45	0	45	3	HST 26	Field Goal
14	1:51	0:45	1:06	Interception	BLT 4	3	9	0	9	0	BLT 13	Punt
15	0:11	0:00	0:11	Downs	BLT 44	1	-1	0	-1	0	BLT 44	End of Game

(543) Average BLT 36

\* inside opponent's 20

Time of Possession by Quarter		1st	2nd	3rd	4th	OT	Total
Visitor	Houston Texans	6:27	9:35	6:27	6:11		28:40
Home	Baltimore Ravens	8:33	5:25	8:33	8:49		31:20
Kickoff Drive No.-Start Average		Texans: 5 - HST 31		Ravens: 4 - BLT 21			

Baltimore Ravens vs Cincinnati Bengals

1/1/2012 at Paul Brown Stadium

**Ball Possession And Drive Chart**

**Baltimore Ravens**

#	Time Recd	Time Lost	Time Poss	How Ball Obtained	Drive Began	# Play	Yds Gain	Yds Pen	Net Yds	1st Down	Last Scrm	How Given Up
1	15:00	12:58	2:02	Kickoff	BLT 20	4	80	0	80	2	BLT 30	Touchdown
2	11:11	6:45	4:26	Punt	BLT 22	7	59	-5	54	1	CIN 24	Field Goal
3	3:02	1:32	1:30	Kickoff	BLT 23	3	7	0	7	0	BLT 30	Punt
4	10:27	7:24	3:03	Missed FG	BLT 26	6	14	0	14	1	BLT 40	Punt
5	5:03	0:11	4:52	Punt	BLT 20	11	60	20	80	7	* CIN 9	Touchdown
6	13:49	10:16	3:33	Punt	BLT 29	5	18	0	18	1	BLT 47	Punt
7	7:57	5:21	2:36	Punt	BLT 12	3	8	-9	-1	0	BLT 11	Punt
8	3:26	1:27	1:59	Kickoff	BLT 20	3	0	0	0	0	BLT 20	Punt
9	12:35	10:18	2:17	Kickoff	BLT 21	4	19	0	19	1	BLT 40	Punt
10	7:15	5:41	1:34	Fumble	BLT 40	3	60	0	60	1	BLT 49	Touchdown
11	2:39	1:05	1:34	Kickoff	BLT 20	4	22	-5	17	1	BLT 37	Punt

(253) Average BLT 23

**Cincinnati Bengals**

#	Time Recd	Time Lost	Time Poss	How Ball Obtained	Drive Began	# Play	Yds Gain	Yds Pen	Net Yds	1st Down	Last Scrm	How Given Up
1	12:58	11:11	1:47	Kickoff	CIN 21	3	9	0	9	0	CIN 30	Punt
2	6:45	3:02	3:43	Kickoff	CIN 29	9	28	15	43	2	BLT 28	Field Goal
3	1:32	10:27	6:05	Punt	CIN 23	12	59	0	59	3	* BLT 18	Missed FG
4	7:24	5:03	2:21	Punt	CIN 29	3	9	0	9	0	CIN 38	Punt
5	0:11	0:00	0:11	Kickoff	CIN 20	1	-1	0	-1	0	CIN 20	End of Half
6	15:00	13:49	1:11	Kickoff	CIN 30	3	2	0	2	0	CIN 32	Punt
7	10:16	7:57	2:19	Punt	CIN 29	5	11	-10	1	1	CIN 30	Punt
8	5:21	3:26	1:55	Punt	BLT 48	5	48	0	48	3	BLT 25	Touchdown
9	1:27	12:35	3:52	Punt	CIN 40	10	32	0	32	2	BLT 28	Field Goal
10	10:18	7:15	3:03	Punt	CIN 20	6	37	0	37	3	BLT 43	Fumble
11	5:41	2:39	3:02	Kickoff	CIN 20	9	55	20	75	3	* BLT 5	Field Goal
12	1:05	0:00	1:05	Punt	CIN 20	7	47	0	47	2	BLT 33	End of Game

(333) Average CIN 28

\* inside opponent's 20

Time of Possession by Quarter		1st	2nd	3rd	4th	OT	Total
<b>Visitor</b>	Baltimore Ravens	7:58	7:55	8:08	5:25		29:26
<b>Home</b>	Cincinnati Bengals	7:02	7:05	6:52	9:35		30:34
<b>Kickoff Drive No.-Start Average</b>		Ravens: 5 - BLT 21		Bengals: 5 - CIN 24			

Cleveland Browns vs Baltimore Ravens

12/24/2011 at M&T Stadium

**Ball Possession And Drive Chart**

**Cleveland Browns**

#	Time Recd	Time Lost	Time Poss	How Ball Obtained	Drive Began	# Play	Yds Gain	Yds Pen	Net Yds	1st Down	Last Scrm	How Given Up
1	15:00	10:13	4:47	Kickoff	CLV 26	9	44	0	44	3	BLT 30	Interception
2	9:12	6:07	3:05	Kickoff	CLV 29	5	20	0	20	1	CLV 49	Punt
3	0:58	13:50	2:08	Kickoff	CLV 22	4	9	0	9	1	CLV 31	Punt
4	8:57	7:09	1:48	Kickoff	CLV 34	4	18	0	18	1	BLT 48	Punt
5	3:21	0:00	3:21	Punt	CLV 16	11	51	30	81	5	* BLT 3	End of Half
6	12:49	11:22	1:27	Punt	CLV 23	3	8	0	8	0	CLV 31	Punt
7	10:24	9:02	1:22	Punt	CLV 24	3	-1	-5	-6	0	CLV 18	Punt
8	5:50	4:46	1:04	Kickoff	CLV 33	3	5	-5	0	0	CLV 33	Punt
9	14:07	8:22	5:45	Interception	CLV 20	12	74	6	80	6	* BLT 6	Touchdown
10	6:50	3:55	2:55	Punt	CLV 27	6	28	-10	18	1	CLV 45	Downs

(254) Average CLV 25

**Baltimore Ravens**

#	Time Recd	Time Lost	Time Poss	How Ball Obtained	Drive Began	# Play	Yds Gain	Yds Pen	Net Yds	1st Down	Last Scrm	How Given Up
1	10:13	9:12	1:01	Interception	BLT 36	3	9	55	64	2	* CLV 5	Touchdown
2	6:07	0:58	5:09	Punt	BLT 8	11	62	0	62	3	CLV 30	Field Goal
3	13:50	8:57	4:53	Punt	BLT 18	9	82	0	82	4	CLV 42	Touchdown
4	7:09	3:21	3:48	Punt	BLT 6	6	20	-5	15	1	BLT 21	Punt
5	15:00	12:49	2:11	Kickoff	BLT 31	5	17	0	17	1	BLT 48	Punt
6	11:22	10:24	0:58	Punt	BLT 26	3	2	0	2	0	BLT 28	Punt
7	9:02	5:50	3:12	Punt	BLT 42	7	33	0	33	1	CLV 25	Field Goal
8	4:46	3:07	1:39	Punt	BLT 35	3	2	0	2	0	BLT 37	Punt
9	3:07	14:07	4:00	Kickoff	BLT 20	8	47	0	47	2	CLV 33	Interception
10	8:22	6:50	1:32	Kickoff	BLT 27	3	5	-5	0	0	BLT 27	Punt
11	3:55	0:00	3:55	Downs	CLV 45	6	5	5	10	1	CLV 34	End of Game

(304) Average BLT 28

\* inside opponent's 20

Time of Possession by Quarter		1st	2nd	3rd	4th	OT	Total
<b>Visitor</b>	Cleveland Browns	8:50	6:19	3:53	8:40		27:42
<b>Home</b>	Baltimore Ravens	6:10	8:41	11:07	6:20		32:18
<b>Kickoff Drive No.-Start Average</b>		Browns: 5 - CLV 29		Ravens: 3 - BLT 26			



Baltimore Ravens vs San Diego Chargers

12/18/2011 at Snapdragon Stadium

**Ball Possession And Drive Chart**

**Baltimore Ravens**

#	Time Recd	Time Lost	Time Poss	How Ball Obtained	Drive Began	# Play	Yds Gain	Yds Pen	Net Yds	1st Down	Last Scrm	How Given Up
1	15:00	11:51	3:09	Kickoff	BLT 20	8	62	0	62	2	* SD 18	Missed FG
2	4:47	13:27	6:20	Kickoff	BLT 25	13	75	0	75	6	* SD 15	Touchdown
3	7:44	3:11	4:33	Kickoff	BLT 25	6	18	0	18	1	BLT 43	Punt
4	0:19	0:00	0:19	Kickoff	BLT 21	2	16	0	16	1	BLT 45	End of Half
5	10:38	6:21	4:17	Kickoff	BLT 20	9	28	15	43	4	SD 37	Interception
6	4:05	2:48	1:17	Kickoff	BLT 22	3	5	0	5	0	BLT 27	Interception
7	1:16	13:42	2:34	Missed FG	BLT 28	5	16	0	16	1	BLT 44	Punt
8	4:28	1:55	2:33	Kickoff	BLT 45	8	55	0	55	3	SD 36	Touchdown
9	0:46	0:00	0:46	Downs	BLT 35	3	15	0	15	1	BLT 32	End of Game

(241) Average BLT 27

**San Diego Chargers**

#	Time Recd	Time Lost	Time Poss	How Ball Obtained	Drive Began	# Play	Yds Gain	Yds Pen	Net Yds	1st Down	Last Scrm	How Given Up
1	11:51	4:47	7:04	Missed FG	SD 26	12	74	0	74	6	* BLT 2	Touchdown
2	13:27	7:44	5:43	Kickoff	SD 20	9	38	15	53	3	BLT 27	Field Goal
3	3:11	0:19	2:52	Punt	SD 20	7	80	0	80	3	* BLT 1	Touchdown
4	15:00	10:38	4:22	Kickoff	SD 20	8	80	0	80	4	BLT 28	Touchdown
5	6:21	4:05	2:16	Interception	BLT 42	5	42	0	42	3	* BLT 3	Touchdown
6	2:48	1:16	1:32	Interception	BLT 27	4	8	0	8	0	* BLT 19	Missed FG
7	13:42	4:28	9:14	Punt	SD 1	14	84	5	89	4	* BLT 10	Field Goal
8	1:55	0:46	1:09	Kickoff	BLT 44	4	9	0	9	0	BLT 36	Downs

(274) Average SD 34

**\* inside opponent's 20**

Time of Possession by Quarter	1st	2nd	3rd	4th	OT	Total
Visitor Baltimore Ravens	7:56	6:25	6:50	4:37		25:48
Home San Diego Chargers	7:04	8:35	8:10	10:23		34:12
Kickoff Drive No.-Start Average	Ravens: 7 - BLT 25		Chargers: 2 - SD 20			

Indianapolis Colts vs Baltimore Ravens

12/11/2011 at M & T Bank Stadium

**Ball Possession And Drive Chart**

**Indianapolis Colts**

#	Time Recd	Time Lost	Time Poss	How Ball Obtained	Drive Began	# Play	Yds Gain	Yds Pen	Net Yds	1st Down	Last Scrm	How Given Up
1	15:00	13:32	1:28	Kickoff	IND 20	3	-3	0	-3	0	IND 17	Punt
2	10:09	8:00	2:09	Kickoff	IND 28	4	6	15	21	1	IND 49	Punt
3	1:20	14:46	1:34	Kickoff	IND 20	3	7	0	7	0	IND 27	Punt
4	10:07	3:06	7:01	Kickoff	BLT 47	13	43	0	43	3	* BLT 4	Field Goal
5	0:31	0:00	0:31	Punt	IND 15	1	-6	0	-6	0	IND 15	End of Half
6	10:33	8:07	2:26	Punt	IND 17	3	9	0	9	0	IND 26	Punt
7	3:41	2:05	1:36	Kickoff	IND 27	3	-3	0	-3	0	IND 24	Punt
8	13:27	12:24	1:03	Interception	IND 20	3	6	-5	1	0	IND 21	Punt
9	9:54	8:14	1:40	Downs	IND 44	5	15	5	20	2	BLT 36	Interception
10	7:22	5:16	2:06	Fumble	BLT 20	8	17	0	17	1	* BLT 3	Downs
11	2:18	0:00	2:18	Punt	IND 24	12	76	0	76	5	* BLT 13	Touchdown

(348) Average IND 32

**Baltimore Ravens**

#	Time Recd	Time Lost	Time Poss	How Ball Obtained	Drive Began	# Play	Yds Gain	Yds Pen	Net Yds	1st Down	Last Scrm	How Given Up
1	13:32	10:09	3:23	Punt	IND 40	6	40	0	40	3	* IND 8	Touchdown
2	8:00	1:20	6:40	Punt	BLT 16	13	71	-5	66	5	* IND 18	Field Goal
3	14:46	10:07	4:39	Punt	BLT 31	10	69	0	69	5	* IND 6	Touchdown
4	3:06	0:31	2:35	Kickoff	BLT 29	6	10	0	10	1	BLT 39	Punt
5	15:00	10:33	4:27	Kickoff	BLT 20	7	24	0	24	2	BLT 44	Punt
6	8:07	3:41	4:26	Punt	BLT 37	8	68	-5	63	4	* IND 7	Touchdown
7	2:05	13:27	3:38	Punt	BLT 36	7	43	0	43	2	IND 21	Interception
8	12:24	9:54	2:30	Punt	BLT 37	6	19	0	19	1	IND 42	Downs
9	8:14	7:22	0:52	Interception	BLT 17	2	3	0	3	0	BLT 20	Fumble
10	5:16	2:18	2:58	Downs	BLT 3	6	11	10	21	1	BLT 24	Punt

(286) Average BLT 29

\* inside opponent's 20

Time of Possession by Quarter		1st	2nd	3rd	4th	OT	Total
<b>Visitor</b>	Indianapolis Colts	4:57	7:46	4:02	7:07		23:52
<b>Home</b>	Baltimore Ravens	10:03	7:14	10:58	7:53		36:08
<b>Kickoff Drive No.-Start Average</b>		Colts: 5 - IND 30		Ravens: 2 - BLT 24			

**Baltimore Ravens vs Cleveland Browns**  
**12/4/2011 at Cleveland Browns Stadium**

**Ball Possession And Drive Chart**

**Baltimore Ravens**

#	Time Recd	Time Lost	Time Poss	How Ball Obtained	Drive Began	# Play	Yds Gain	Yds Pen	Net Yds	1st Down	Last Scrm	How Given Up
1	11:19	7:13	4:06	Punt	BLT 14	8	60	0	60	2	CLV 26	Downs
2	4:29	13:17	6:12	Punt	BLT 39	12	61	0	61	5	* CLV 6	Touchdown
3	11:04	4:37	6:27	Punt	BLT 6	12	83	-5	78	4	* CLV 16	Missed FG
4	2:39	0:59	1:40	Punt	BLT 21	8	56	0	56	3	CLV 23	Missed FG
5	0:37	0:13	0:24	Interception	CLV 15	5	0	12	12	1	* CLV 3	Field Goal
6	15:00	12:51	2:09	Kickoff	BLT 20	4	13	0	13	1	BLT 33	Punt
7	10:11	8:02	2:09	Punt	BLT 29	6	21	0	21	1	50	Fumble
8	5:55	4:56	0:59	Kickoff	BLT 27	3	73	0	73	2	* CLV 1	Touchdown
9	2:40	12:06	5:34	Punt	BLT 24	9	44	0	44	2	CLV 32	Punt
10	11:49	8:17	3:32	Punt	BLT 45	6	18	-5	13	1	CLV 42	Punt
11	4:22	0:00	4:22	Kickoff	CLV 38	9	19	0	19	2	* CLV 18	End of Game

(372) Average BLT 34

**Cleveland Browns**

#	Time Recd	Time Lost	Time Poss	How Ball Obtained	Drive Began	# Play	Yds Gain	Yds Pen	Net Yds	1st Down	Last Scrm	How Given Up
1	15:00	11:19	3:41	Kickoff	CLV 20	8	41	0	41	2	BLT 39	Punt
2	7:13	4:29	2:44	Downs	CLV 26	5	18	-15	3	1	CLV 29	Punt
3	13:17	11:04	2:13	Kickoff	CLV 23	5	26	0	26	1	CLV 49	Punt
4	4:37	2:39	1:58	Missed FG	CLV 24	3	9	0	9	0	CLV 33	Punt
5	0:59	0:37	0:22	Missed FG	CLV 31	3	0	5	5	1	CLV 36	Interception
6	0:13	0:00	0:13	Kickoff	CLV 28	1	-1	0	-1	0	CLV 28	End of Half
7	12:51	10:11	2:40	Punt	CLV 22	6	7	0	7	1	CLV 29	Punt
8	8:02	5:55	2:07	Fumble	50	6	47	0	47	1	* BLT 3	Field Goal
9	4:56	2:40	2:16	Kickoff	CLV 30	3	8	-10	-2	0	CLV 28	Punt
10	12:06	11:49	0:17	Punt	CLV 20	3	0	0	0	0	CLV 20	Punt
11	8:17	6:58	1:19	Punt	CLV 20	4	5	3	8	1	CLV 28	Punt
12	6:58	4:22	2:36	Kickoff	CLV 27	10	73	0	73	5	BLT 22	Touchdown

(321) Average CLV 27

\* inside opponent's 20

Time of Possession by Quarter		1st	2nd	3rd	4th	OT	Total
<b>Visitor</b>	Baltimore Ravens	8:35	10:14	7:57	10:48		37:34
<b>Home</b>	Cleveland Browns	6:25	4:46	7:03	4:12		22:26
<b>Kickoff Drive No.-Start Average</b>		Ravens: 3 - BLT 36		Browns: 5 - CLV 26			

San Francisco 49ers vs Baltimore Ravens

11/24/2011 at M&T Bank Stadium

**Ball Possession And Drive Chart**

**San Francisco 49ers**

#	Time Recd	Time Lost	Time Poss	How Ball Obtained	Drive Began	# Play	Yds Gain	Yds Pen	Net Yds	1st Down	Last Scrm	How Given Up
1	10:21	8:13	2:08	Kickoff	SF 29	3	6	0	6	0	SF 35	Punt
2	6:41	1:59	4:42	Punt	SF 32	9	41	0	41	2	BLT 27	Field Goal
3	14:46	12:03	2:43	Punt	SF 20	3	-4	-7	-11	0	SF 9	Punt
4	9:52	6:15	3:37	Punt	SF 13	5	12	-5	7	1	SF 20	Punt
5	2:51	0:11	2:40	Kickoff	SF 20	9	40	5	45	4	BLT 35	Interception
6	15:00	7:30	7:30	Kickoff	SF 20	13	46	0	46	4	BLT 34	Field Goal
7	14:56	12:54	2:02	Kickoff	SF 28	3	6	-5	1	0	SF 29	Punt
8	9:01	7:26	1:35	Punt	SF 10	3	-1	0	-1	0	SF 9	Punt
9	3:10	1:15	1:55	Kickoff	SF 31	8	24	-15	9	1	SF 40	Downs

(203) Average SF 23

**Baltimore Ravens**

#	Time Recd	Time Lost	Time Poss	How Ball Obtained	Drive Began	# Play	Yds Gain	Yds Pen	Net Yds	1st Down	Last Scrm	How Given Up
1	15:00	10:21	4:39	Kickoff	BLT 25	10	55	0	55	3	SF 20	Field Goal
2	8:13	6:41	1:32	Punt	BLT 10	3	8	0	8	0	BLT 18	Punt
3	1:59	14:46	2:13	Kickoff	BLT 25	5	34	0	34	2	SF 41	Punt
4	12:03	9:52	2:11	Punt	BLT 35	3	9	0	9	0	BLT 44	Punt
5	6:15	2:51	3:24	Punt	BLT 35	6	10	50	60	2	* SF 5	Field Goal
6	0:11	0:00	0:11	Interception	BLT 20	1	-1	0	-1	0	BLT 20	End of Half
7	7:30	14:56	7:34	Kickoff	BLT 24	16	76	0	76	6	* SF 8	Touchdown
8	12:54	9:01	3:53	Punt	BLT 28	6	26	0	26	1	SF 46	Punt
9	7:26	3:10	4:16	Punt	BLT 40	8	39	0	39	2	SF 21	Field Goal
10	1:15	0:00	1:15	Downs	SF 40	3	-3	0	-3	0	SF 42	End of Game

(302) Average BLT 30

**\* inside opponent's 20**

Time of Possession by Quarter		1st	2nd	3rd	4th	OT	Total
<b>Visitor</b>	San Francisco 49ers	6:50	9:00	7:30	5:32		28:52
<b>Home</b>	Baltimore Ravens	8:10	6:00	7:30	9:28		31:08
<b>Kickoff Drive No.-Start Average</b>		49ers: 5 - SF 26		Ravens: 3 - BLT 25			

Cincinnati Bengals vs Baltimore Ravens

11/20/2011 at M & T Bank Stadium

**Ball Possession And Drive Chart**

**Cincinnati Bengals**

#	Time Recd	Time Lost	Time Poss	How Ball Obtained	Drive Began	# Play	Yds Gain	Yds Pen	Net Yds	1st Down	Last Scrm	How Given Up
1	15:00	14:01	0:59	Kickoff	CIN 20	3	7	-5	2	0	CIN 22	Punt
2	12:32	8:17	4:15	Punt	CIN 18	7	71	11	82	4	* BLT 7	Touchdown
3	4:19	0:28	3:51	Punt	CIN 21	6	9	0	9	1	CIN 30	Punt
4	14:04	13:05	0:59	Punt	CIN 38	3	2	0	2	0	CIN 40	Punt
5	11:17	10:56	0:21	Kickoff	CIN 20	3	0	0	0	0	CIN 20	Punt
6	8:33	4:47	3:46	Kickoff	CIN 20	8	30	-5	25	2	CIN 45	Punt
7	3:21	2:27	0:54	Punt	CIN 44	3	2	0	2	0	CIN 46	Punt
8	1:24	0:19	1:05	Interception	CIN 36	5	22	0	22	1	BLT 42	Interception
9	10:50	6:51	3:59	Kickoff	CIN 20	7	80	0	80	3	* BLT 3	Touchdown
10	5:33	4:02	1:31	Punt	CIN 23	4	10	0	10	1	CIN 33	Punt
11	2:00	0:40	1:20	Punt	CIN 9	3	20	0	20	1	CIN 29	Interception
12	0:36	14:10	1:26	Kickoff	CIN 20	4	14	0	14	1	CIN 34	Interception
13	14:02	10:59	3:03	Kickoff	CIN 20	5	95	-15	80	3	BLT 49	Touchdown
14	8:57	5:32	3:25	Punt	CIN 20	10	47	24	71	4	* BLT 9	Field Goal
15	2:27	0:28	1:59	Punt	CIN 14	8	74	-10	64	2	* BLT 17	Downs

(343) Average CIN 23

**Baltimore Ravens**

#	Time Recd	Time Lost	Time Poss	How Ball Obtained	Drive Began	# Play	Yds Gain	Yds Pen	Net Yds	1st Down	Last Scrm	How Given Up
1	14:01	12:32	1:29	Punt	BLT 32	3	8	0	8	0	BLT 40	Punt
2	8:17	4:19	3:58	Kickoff	BLT 19	6	19	-5	14	1	BLT 33	Punt
3	0:28	14:04	1:24	Punt	BLT 16	3	-3	-4	-7	0	BLT 9	Punt
4	13:05	11:17	1:48	Punt	BLT 45	4	55	0	55	2	CIN 35	Touchdown
5	10:56	8:33	2:23	Punt	BLT 34	5	66	0	66	3	* CIN 1	Touchdown
6	4:47	3:21	1:26	Punt	BLT 23	3	-3	0	-3	0	BLT 20	Punt
7	2:27	1:24	1:03	Punt	BLT 18	6	41	0	41	2	CIN 41	Interception
8	0:19	0:00	0:19	Interception	BLT 20	1	-1	0	-1	0	BLT 20	End of Half
9	15:00	10:50	4:10	Kickoff	BLT 20	8	76	0	76	2	* CIN 4	Field Goal
10	6:51	5:33	1:18	Kickoff	BLT 20	3	8	0	8	0	BLT 28	Punt
11	4:02	2:00	2:02	Punt	BLT 32	4	27	-25	2	0	BLT 34	Punt
12	0:40	0:36	0:04	Interception	CIN 2	1	2	0	2	1	* CIN 2	Touchdown
13	14:10	14:02	0:08	Interception	CIN 38	1	38	0	38	1	CIN 38	Touchdown
14	10:59	8:57	2:02	Kickoff	BLT 20	3	8	0	8	0	BLT 28	Punt
15	5:32	2:27	3:05	Kickoff	BLT 20	5	26	0	26	1	BLT 46	Punt
16	0:28	0:00	0:28	Downs	BLT 22	1	-1	0	-1	0	BLT 22	End of Game

(501) Average BLT 31

\* inside opponent's 20

Time of Possession by Quarter	1st	2nd	3rd	4th	OT	Total
Visitor Cincinnati Bengals	9:05	7:05	7:26	9:17		32:53
Home Baltimore Ravens	5:55	7:55	7:34	5:43		27:07
Kickoff Drive No.-Start Average	Bengals: 6 - CIN 20		Ravens: 5 - BLT 20			

Baltimore Ravens vs Seattle Seahawks

11/13/2011 at CenturyLink Field

**Ball Possession And Drive Chart**

**Baltimore Ravens**

#	Time Recd	Time Lost	Time Poss	How Ball Obtained	Drive Began	# Play	Yds Gain	Yds Pen	Net Yds	1st Down	Last Scrm	How Given Up
1	13:25	10:40	2:45	Punt	BLT 30	7	38	0	38	2	SEA 32	Missed FG
2	8:07	8:00	0:07	Kickoff		0	0	0	0	0		Fumble
3	5:26	3:33	1:53	Kickoff	BLT 15	4	17	-5	12	1	BLT 27	Punt
4	14:16	9:11	5:05	Punt	BLT 34	13	61	5	66	5	*SEA 1	Touchdown
5	5:39	4:44	0:55	Kickoff	BLT 10	3	4	0	4	0	BLT 14	Punt
6	1:52	1:45	0:07	Kickoff		0	0	0	0	0		Fumble
7	0:46	0:02	0:44	Kickoff	BLT 20	7	46	0	46	3	SEA 34	Missed FG
8	15:00	14:04	0:56	Kickoff	BLT 20	4	15	5	20	1	BLT 40	Interception
9	12:26	9:31	2:55	Kickoff	BLT 19	6	25	0	25	2	BLT 44	Punt
10	5:46	0:52	4:54	Punt	BLT 18	12	65	0	65	4	*SEA 17	Field Goal
11	12:35	11:11	1:24	Punt	BLT 24	3	7	10	17	1	BLT 41	Punt
12	9:06	5:52	3:14	Punt	BLT 35	10	45	20	65	6	*SEA 11	Touchdown

(225) Average BLT 22

**Seattle Seahawks**

#	Time Recd	Time Lost	Time Poss	How Ball Obtained	Drive Began	# Play	Yds Gain	Yds Pen	Net Yds	1st Down	Last Scrm	How Given Up
1	15:00	13:25	1:35	Kickoff	SEA 26	3	5	0	5	0	SEA 31	Punt
2	10:40	8:07	2:33	Missed FG	SEA 40	6	60	0	60	4	*BLT 1	Touchdown
3	8:00	5:26	2:34	Fumble	BLT 19	6	15	0	15	1	*BLT 4	Field Goal
4	3:33	14:16	4:17	Punt	SEA 28	6	33	-30	3	1	SEA 31	Punt
5	9:11	5:39	3:32	Kickoff	SEA 24	7	61	-5	56	1	BLT 20	Field Goal
6	4:44	1:52	2:52	Punt	BLT 42	8	20	0	20	1	BLT 22	Field Goal
7	1:45	0:46	0:59	Fumble	BLT 18	4	1	0	1	0	*BLT 17	Field Goal
8	0:02	0:00	0:02	Missed FG	SEA 42	1	-1	0	-1	0	SEA 42	End of Half
9	14:04	12:26	1:38	Interception	BLT 4	4	-8	0	-8	0	*BLT 12	Field Goal
10	9:31	5:46	3:45	Punt	SEA 9	8	33	0	33	2	SEA 42	Punt
11	0:52	12:35	3:17	Kickoff	SEA 27	5	17	0	17	1	SEA 44	Punt
12	11:11	9:06	2:05	Punt	SEA 3	5	20	0	20	1	SEA 23	Punt
13	5:52	0:00	5:52	Kickoff	SEA 20	12	72	-10	62	4	*BLT 17	End of Game

(536) Average SEA 41

\* inside opponent's 20

Time of Possession by Quarter		1st	2nd	3rd	4th	OT	Total
Visitor	Baltimore Ravens	4:45	6:51	8:45	4:38		24:59
Home	Seattle Seahawks	10:15	8:09	6:15	10:22		35:01
Kickoff Drive No.-Start Average		Ravens: 5 - BLT 17		Seahawks: 4 - SEA 24			

Baltimore Ravens vs Pittsburgh Steelers

11/6/2011 at Heinz Field

**Ball Possession And Drive Chart**

**Baltimore Ravens**

#	Time Recd	Time Lost	Time Poss	How Ball Obtained	Drive Began	# Play	Yds Gain	Yds Pen	Net Yds	1st Down	Last Scrm	How Given Up
1	15:00	8:10	6:50	Kickoff	BLT 24	14	74	1	75	4	* PIT 1	Field Goal
2	6:41	2:08	4:33	Punt	BLT 32	10	46	0	46	2	PIT 22	Missed FG
3	14:05	9:28	4:37	Kickoff	BLT 41	10	34	0	34	2	PIT 25	Field Goal
4	6:47	5:39	1:08	Punt	BLT 23	3	0	0	0	0	BLT 23	Punt
5	1:05	0:00	1:05	Kickoff	BLT 35	5	22	10	32	2	PIT 33	Field Goal
6	10:36	4:27	6:09	Interception	BLT 29	12	48	23	71	5	* PIT 4	Touchdown
7	14:32	7:40	6:52	Kickoff	BLT 20	11	40	0	40	3	PIT 36	Fumble
8	4:59	4:30	0:29	Kickoff	BLT 23	3	0	0	0	0	BLT 23	Punt
9	2:24	0:08	2:16	Punt	BLT 8	13	92	0	92	5	PIT 26	Touchdown

(235) Average BLT 26

**Pittsburgh Steelers**

#	Time Recd	Time Lost	Time Poss	How Ball Obtained	Drive Began	# Play	Yds Gain	Yds Pen	Net Yds	1st Down	Last Scrm	How Given Up
1	8:10	6:41	1:29	Kickoff	PIT 22	3	8	0	8	0	PIT 30	Punt
2	2:08	14:05	3:03	Missed FG	PIT 30	7	52	0	52	2	* BLT 18	Field Goal
3	9:28	6:47	2:41	Kickoff	PIT 20	6	24	0	24	1	PIT 44	Punt
4	5:39	1:05	4:34	Punt	PIT 39	10	49	0	49	3	* BLT 12	Field Goal
5	15:00	10:36	4:24	Kickoff	PIT 20	9	66	0	66	4	* BLT 14	Interception
6	4:27	14:32	4:55	Kickoff	PIT 20	11	95	-15	80	6	* BLT 1	Touchdown
7	7:40	4:59	2:41	Fumble	PIT 42	6	58	0	58	3	BLT 25	Touchdown
8	4:30	2:24	2:06	Punt	PIT 46	6	20	0	20	1	BLT 34	Punt
9	0:08	0:00	0:08	Kickoff	PIT 20	2	20	0	20	0	PIT 20	Fumble

(259) Average PIT 29

**\* inside opponent's 20**

Time of Possession by Quarter	1st	2nd	3rd	4th	OT	Total
<b>Visitor</b> Baltimore Ravens	11:23	6:50	6:09	9:37		33:59
<b>Home</b> Pittsburgh Steelers	3:37	8:10	8:51	5:23		26:01
<b>Kickoff Drive No.-Start Average</b>	Ravens: 5 - BLT 29		Steelers: 5 - PIT 20			

**Arizona Cardinals vs Baltimore Ravens**

10/30/2011 at M&T Stadium

**Ball Possession And Drive Chart**

**Arizona Cardinals**

#	Time Recd	Time Lost	Time Poss	How Ball Obtained	Drive Began	# Play	Yds Gain	Yds Pen	Net Yds	1st Down	Last Scrm	How Given Up
1	15:00	9:52	5:08	Kickoff	ARZ 20	9	7	5	12	3	ARZ 32	Punt
2	7:15	3:56	3:19	Punt	ARZ 13	7	73	0	73	2	* BLT 14	Field Goal
3	12:26	10:06	2:20	Kickoff	ARZ 23	6	31	10	41	2	BLT 36	Punt
4	8:58	8:22	0:36	Fumble	BLT 2	2	2	0	2	1	* BLT 1	Touchdown
5	5:57	3:46	2:11	Interception	BLT 25	4	25	0	25	2	* BLT 10	Touchdown
6	0:34	0:00	0:34	Kickoff	ARZ 22	1	13	0	13	1	ARZ 22	End of Half
7	12:13	8:25	3:48	Kickoff	ARZ 18	5	13	-5	8	1	ARZ 26	Punt
8	6:35	4:44	1:51	Punt	BLT 49	3	-3	0	-3	0	ARZ 48	Punt
9	1:32	1:17	0:15	Kickoff	ARZ 21	1	0	0	0	0	ARZ 21	Interception
10	14:55	8:55	6:00	Kickoff	ARZ 20	12	38	15	53	4	BLT 27	Field Goal
11	7:58	5:57	2:01	Punt	ARZ 46	3	3	0	3	0	ARZ 49	Punt
12	3:07	0:52	2:15	Punt	ARZ 2	6	5	-1	4	1	ARZ 6	Punt

(409) Average ARZ 34

**Baltimore Ravens**

#	Time Recd	Time Lost	Time Poss	How Ball Obtained	Drive Began	# Play	Yds Gain	Yds Pen	Net Yds	1st Down	Last Scrm	How Given Up
1	9:52	7:15	2:37	Punt	BLT 37	6	18	0	18	1	ARZ 45	Punt
2	3:56	12:26	6:30	Kickoff	BLT 15	15	82	-5	77	5	* ARZ 8	Field Goal
3	10:06	8:58	1:08	Punt	BLT 9	2	-12	5	-7	0	BLT 17	Fumble
4	8:22	6:06	2:16	Kickoff	BLT 17	5	17	0	17	1	BLT 34	Punt
5	6:06	5:57	0:09	Kickoff	BLT 19	1	0	0	0	0	BLT 19	Interception
6	3:46	0:34	3:12	Kickoff	BLT 20	13	51	0	51	5	* ARZ 29	Field Goal
7	15:00	12:13	2:47	Kickoff	BLT 20	7	69	11	80	5	* ARZ 1	Touchdown
8	8:25	6:35	1:50	Punt	BLT 19	5	7	0	7	1	BLT 26	Punt
9	4:44	1:32	3:12	Punt	BLT 12	10	88	0	88	6	* ARZ 1	Touchdown
10	1:17	14:55	1:22	Interception	ARZ 22	3	10	12	22	2	* ARZ 3	Touchdown
11	8:55	7:58	0:57	Kickoff	BLT 20	3	7	-14	-7	0	BLT 13	Punt
12	5:57	3:07	2:50	Punt	BLT 14	8	31	10	41	3	ARZ 45	Punt
13	0:52	0:00	0:52	Punt	ARZ 44	5	37	0	37	1	* ARZ 7	Field Goal

(336) Average BLT 26

\* inside opponent's 20

Time of Possession by Quarter		1st	2nd	3rd	4th	OT	Total
<b>Visitor</b>	Arizona Cardinals	8:27	5:41	5:54	10:16		30:18
<b>Home</b>	Baltimore Ravens	6:33	9:19	9:06	4:44		29:42
<b>Kickoff Drive No.-Start Average</b>		Cardinals: 6 - ARZ 21		Ravens: 6 - BLT 18			



Baltimore Ravens vs Jacksonville Jaguars

10/24/2011 at EverBank Field

**Ball Possession And Drive Chart**

**Baltimore Ravens**

#	Time Recd	Time Lost	Time Poss	How Ball Obtained	Drive Began	# Play	Yds Gain	Yds Pen	Net Yds	1st Down	Last Scrm	How Given Up
1	15:00	14:02	0:58	Kickoff	BLT 16	3	4	0	4	0	BLT 20	Punt
2	12:14	11:08	1:06	Punt	BLT 32	3	-2	0	-2	0	BLT 30	Punt
3	8:59	8:52	0:07	Punt	BLT 31	1	3	0	3	0	BLT 31	Fumble
4	5:10	3:04	2:06	Fumble	BLT 1	3	6	0	6	0	BLT 7	Punt
5	1:42	0:11	1:31	Kickoff	BLT 20	3	3	0	3	0	BLT 23	Punt
6	14:03	12:56	1:07	Punt	BLT 31	3	3	0	3	0	BLT 34	Punt
7	11:28	8:38	2:50	Punt	JAX 45	3	-13	-20	-33	0	BLT 22	Punt
8	5:58	4:53	1:05	Kickoff	BLT 15	3	2	0	2	0	BLT 17	Punt
9	2:28	1:00	1:28	Punt	BLT 32	3	10	-5	5	0	BLT 37	Punt
10	6:30	1:37	4:53	Kickoff	BLT 20	11	41	5	46	3	JAX 34	Missed FG
11	13:27	10:31	2:56	Punt	BLT 1	3	-1	44	43	1	BLT 44	Punt
12	5:22	2:02	3:20	Punt	BLT 10	13	90	0	90	7	* JAX 5	Touchdown
13	1:43	1:25	0:18	Kickoff	BLT 20	2	0	0	0	0	BLT 20	Interception

(284) Average BLT 22

**Jacksonville Jaguars**

#	Time Recd	Time Lost	Time Poss	How Ball Obtained	Drive Began	# Play	Yds Gain	Yds Pen	Net Yds	1st Down	Last Scrm	How Given Up
1	14:02	12:14	1:48	Punt	JAX 27	3	2	0	2	0	JAX 29	Punt
2	11:08	8:59	2:09	Punt	JAX 17	3	9	0	9	0	JAX 26	Punt
3	8:52	5:10	3:42	Fumble	BLT 34	6	32	0	32	2	* BLT 3	Fumble
4	3:04	1:42	1:22	Punt	BLT 33	4	-3	0	-3	0	BLT 36	Field Goal
5	0:11	14:03	1:08	Punt	JAX 26	3	1	-5	-4	0	JAX 22	Punt
6	12:56	11:28	1:28	Punt	JAX 12	3	-3	0	-3	0	JAX 9	Punt
7	8:38	5:58	2:40	Punt	JAX 27	6	33	5	38	2	BLT 35	Field Goal
8	4:53	2:28	2:25	Punt	JAX 35	3	3	-10	-7	0	JAX 28	Punt
9	1:00	0:00	1:00	Punt	JAX 10	2	8	0	8	0	JAX 16	End of Half
10	15:00	6:30	8:30	Kickoff	JAX 20	17	57	19	76	6	* BLT 4	Field Goal
11	1:37	13:27	3:10	Missed FG	JAX 42	6	16	0	16	1	BLT 42	Punt
12	10:31	5:22	5:09	Punt	JAX 10	7	46	0	46	2	BLT 44	Punt
13	2:02	1:43	0:19	Kickoff	BLT 37	4	4	0	4	0	BLT 33	Field Goal
14	1:25	0:00	1:25	Interception	BLT 14	3	-3	0	-3	0	* BLT 16	End of Game

(508) Average JAX 36

\* inside opponent's 20

Time of Possession by Quarter		1st	2nd	3rd	4th	OT	Total
Visitor	Baltimore Ravens	5:48	6:30	4:53	6:34		23:45
Home	Jacksonville Jaguars	9:12	8:30	10:07	8:26		36:15
Kickoff Drive No.-Start Average		Ravens: 5 - BLT 18		Jaguars: 1 - JAX 20			

## Houston Texans vs Baltimore Ravens

10/16/2011 at M&amp;T Bank Stadium

## Ball Possession And Drive Chart

## Houston Texans

#	Time Recd	Time Lost	Time Poss	How Ball Obtained	Drive Began	# Play	Yds Gain	Yds Pen	Net Yds	1st Down	Last Scrm	How Given Up
1	15:00	9:55	5:05	Kickoff	HST 20	12	38	0	38	3	BLT 42	Punt
2	1:08	11:07	5:01	Kickoff	HST 20	9	35	0	35	2	BLT 45	Punt
3	10:06	7:33	2:33	Punt	BLT 46	5	21	5	26	2	BLT 20	Downs
4	6:11	4:48	1:23	Fumble	BLT 17	3	17	0	17	2	* BLT 6	Touchdown
5	1:50	0:31	1:19	Kickoff	HST 20	3	3	-5	-2	0	HST 18	Punt
6	0:21	0:00	0:21	Interception	HST 34	4	29	-5	24	1	BLT 42	End of Half
7	11:46	8:36	3:10	Kickoff	HST 20	6	80	0	80	4	BLT 32	Touchdown
8	3:30	1:27	2:03	Kickoff	HST 20	5	13	0	13	1	HST 33	Punt
9	14:44	10:57	3:47	Kickoff	HST 20	8	37	5	42	3	BLT 38	Punt
10	8:39	6:38	2:01	Punt	HST 14	3	6	0	6	0	HST 20	Punt
11	4:01	3:34	0:27	Kickoff	HST 20	4	6	0	6	0	HST 26	Downs
12	1:55	1:17	0:38	Kickoff	HST 20	4	9	0	9	0	HST 28	Downs

(345) Average HST 29

## Baltimore Ravens

#	Time Recd	Time Lost	Time Poss	How Ball Obtained	Drive Began	# Play	Yds Gain	Yds Pen	Net Yds	1st Down	Last Scrm	How Given Up
1	9:55	1:08	8:47	Punt	BLT 3	16	102	-5	97	9	* HST 1	Touchdown
2	11:07	10:06	1:01	Punt	BLT 11	3	-9	0	-9	1	BLT 2	Punt
3	7:33	6:11	1:22	Downs	BLT 21	3	-4	0	-4	0	BLT 24	Fumble
4	4:48	1:50	2:58	Kickoff	BLT 31	10	44	0	44	3	HST 25	Field Goal
5	0:31	0:21	0:10	Punt	BLT 39	1	0	0	0	0	BLT 39	Interception
6	15:00	11:46	3:14	Kickoff	BLT 23	7	47	0	47	3	HST 30	Field Goal
7	8:36	3:30	5:06	Kickoff	BLT 19	8	79	-5	74	2	* HST 7	Field Goal
8	1:27	14:44	1:43	Punt	BLT 34	5	51	0	51	1	* HST 15	Field Goal
9	10:57	8:39	2:18	Punt	BLT 20	5	24	0	24	1	BLT 44	Punt
10	6:38	4:01	2:37	Punt	BLT 34	6	66	0	66	4	* HST 4	Touchdown
11	3:34	1:55	1:39	Downs	HST 26	4	4	0	4	0	HST 22	Field Goal
12	1:17	0:00	1:17	Downs	HST 29	2	-2	0	-2	0	HST 30	End of Game

(380) Average BLT 32

## \* inside opponent's 20

Time of Possession by Quarter		1st	2nd	3rd	4th	OT	Total
Visitor	Houston Texans	6:13	9:29	5:13	6:53		27:48
Home	Baltimore Ravens	8:47	5:31	9:47	8:07		32:12
Kickoff Drive No.-Start Average		Texans: 8 - HST 20		Ravens: 3 - BLT 24			

New York Jets vs Baltimore Ravens

10/2/2011 at M&T Bank Stadium

**Ball Possession And Drive Chart**

New York Jets												
#	Time Recd	Time Lost	Time Poss	How Ball Obtained	Drive Began	# Play	Yds Gain	Yds Pen	Net Yds	1st Down	Last Scrm	How Given Up
1	12:07	11:58	0:09	Punt	NYJ 10	1	-4	0	-4	0	NYJ 10	Fumble
2	11:58	11:43	0:15	Kickoff		0	0	0	0	0		Touchdown
3	6:27	4:45	1:42	Kickoff	NYJ 20	3	-3	5	2	0	NYJ 22	Punt
4	1:14	14:16	1:58	Kickoff	NYJ 20	5	3	0	3	1	NYJ 35	Fumble
5	13:19	11:35	1:44	Kickoff	NYJ 20	4	15	-15	0	0	NYJ 20	Punt
6	11:09	8:11	2:58	Punt	NYJ 18	5	8	0	8	1	NYJ 29	Fumble
7	8:11	7:15	0:56	Kickoff	NYJ 20	3	3	-5	-2	0	NYJ 18	Punt
8	4:41	2:14	2:27	Punt	BLT 47	7	35	-10	25	2	* BLT 22	Field Goal
9	1:42	0:00	1:42	Punt	NYJ 1	3	10	0	10	1	NYJ 10	End of Half
10	15:00	11:09	3:51	Kickoff	NYJ 20	6	28	-5	23	1	NYJ 43	Punt
11	9:03	8:49	0:14	Fumble	BLT 27	1	0	0	0	0	BLT 27	Interception
12	8:49	6:36	2:13	Kickoff	NYJ 20	6	33	0	33	1	BLT 47	Punt
13	14:10	13:15	0:55	Punt	NYJ 20	3	3	0	3	0	NYJ 23	Punt
14	9:51	9:09	0:42	Fumble	BLT 44	3	0	0	0	0	BLT 44	Punt
15	4:56	4:31	0:25	Punt	NYJ 21	3	4	0	4	0	NYJ 25	Punt
16	2:11	1:50	0:21	Punt	NYJ 20	4	0	0	0	0	NYJ 20	Downs

(392) Average NYJ 26

Baltimore Ravens												
#	Time Recd	Time Lost	Time Poss	How Ball Obtained	Drive Began	# Play	Yds Gain	Yds Pen	Net Yds	1st Down	Last Scrm	How Given Up
1	15:00	12:07	2:53	Kickoff	BLT 13	8	31	-6	25	2	BLT 38	Punt
2	11:43	6:27	5:16	Kickoff	BLT 11	9	75	-5	70	3	* NYJ 19	Field Goal
3	4:45	1:14	3:31	Punt	BLT 41	8	59	0	59	4	* NYJ 3	Touchdown
4	14:16	13:19	0:57	Fumble	NYJ 23	4	4	0	4	0	* NYJ 19	Field Goal
5	11:35	11:09	0:26	Punt	BLT 47	3	0	0	0	0	BLT 47	Punt
6	7:15	6:17	0:58	Punt	BLT 35	3	-1	0	-1	0	BLT 34	Interception
7	6:17	4:41	1:36	Kickoff	BLT 20	3	-6	0	-6	0	BLT 14	Punt
8	2:14	1:42	0:32	Kickoff	BLT 40	3	1	0	1	0	BLT 41	Punt
9	11:09	9:03	2:06	Punt	BLT 12	5	13	0	13	1	BLT 25	Fumble
10	6:36	14:10	7:26	Punt	BLT 9	12	49	5	54	4	NYJ 37	Punt
11	13:15	9:51	3:24	Punt	BLT 37	5	17	-10	7	1	BLT 47	Fumble
12	9:09	4:56	4:13	Punt	BLT 20	6	24	0	24	1	BLT 44	Punt
13	4:31	2:11	2:20	Punt	BLT 39	3	4	0	4	0	BLT 43	Punt
14	1:50	0:00	1:50	Downs	NYJ 20	3	-3	0	-3	0	NYJ 22	End of Game

(481) Average BLT 34

\* inside opponent's 20

Time of Possession by Quarter		1st	2nd	3rd	4th	OT	Total
Visitor	New York Jets	3:20	10:31	6:18	2:23		22:32
Home	Baltimore Ravens	11:40	4:29	8:42	12:37		37:28
Kickoff Drive No.-Start Average		Jets: 6 - NYJ 20		Ravens: 4 - BLT 21			

Baltimore Ravens vs St. Louis Rams

9/25/2011 at Edward Jones Dome

**Ball Possession And Drive Chart**

**Baltimore Ravens**

#	Time Recd	Time Lost	Time Poss	How Ball Obtained	Drive Began	# Play	Yds Gain	Yds Pen	Net Yds	1st Down	Last Scrm	How Given Up
1	12:50	12:20	0:30	Punt	BLT 22	2	78	0	78	1	BLT 26	Touchdown
2	11:01	8:49	2:12	Punt	SL 44	6	21	-10	11	1	SL 33	Missed FG
3	6:49	3:38	3:11	Punt	BLT 20	7	75	5	80	4	SL 41	Touchdown
4	2:59	1:48	1:11	Punt	BLT 45	3	55	0	55	2	* SL 18	Touchdown
5	0:16	11:31	3:45	Punt	BLT 34	11	44	-10	34	2	SL 32	Missed FG
6	6:15	3:05	3:10	Interception	BLT 3	9	84	10	94	3	* SL 3	Field Goal
7	2:05	0:00	2:05	Punt	BLT 38	10	49	0	49	4	* SL 13	Field Goal
8	15:00	10:29	4:31	Kickoff	BLT 28	12	52	0	52	3	SL 20	Field Goal
9	5:14	2:22	2:52	Kickoff	BLT 14	5	37	0	37	2	SL 49	Punt
10	11:22	9:28	1:54	Punt	BLT 22	6	29	0	29	1	SL 49	Punt
11	8:16	5:36	2:40	Downs	SL 31	5	23	0	23	1	* SL 6	Fumble
12	3:10	0:00	3:10	Punt	BLT 23	5	6	31	37	1	SL 39	End of Game

(374) Average BLT 31

**St. Louis Rams**

#	Time Recd	Time Lost	Time Poss	How Ball Obtained	Drive Began	# Play	Yds Gain	Yds Pen	Net Yds	1st Down	Last Scrm	How Given Up
1	15:00	12:50	2:10	Kickoff	SL 20	4	20	0	20	1	SL 40	Punt
2	12:20	11:01	1:19	Kickoff	SL 24	3	8	0	8	0	SL 32	Punt
3	8:49	6:49	2:00	Missed FG	SL 41	4	20	0	20	1	BLT 39	Punt
4	3:38	2:59	0:39	Kickoff	SL 20	3	-4	0	-4	0	SL 16	Punt
5	1:48	0:16	1:32	Kickoff	SL 20	3	-9	0	-9	0	SL 11	Punt
6	11:31	6:15	5:16	Missed FG	SL 41	12	42	-9	33	4	BLT 26	Interception
7	3:05	2:05	1:00	Kickoff	SL 15	3	4	0	4	0	SL 19	Punt
8	10:29	5:14	5:15	Kickoff	SL 20	9	95	-15	80	5	* BLT 34	Touchdown
9	2:22	11:22	6:00	Punt	SL 9	12	43	-15	28	4	SL 37	Punt
10	9:28	8:16	1:12	Punt	SL 20	5	11	0	11	1	SL 35	Downs
11	5:36	4:58	0:38	Fumble	SL 22	2	6	0	6	1	SL 37	Fumble
12	4:58	3:10	1:48	Kickoff	SL 20	3	8	0	8	0	SL 28	Punt

(272) Average SL 23

**\* inside opponent's 20**

Time of Possession by Quarter		1st	2nd	3rd	4th	OT	Total
Visitor	Baltimore Ravens	7:20	8:44	7:23	7:44		31:11
Home	St. Louis Rams	7:40	6:16	7:37	7:16		28:49
Kickoff Drive No.-Start Average		Ravens: 2 - BLT 21		Rams: 7 - SL 20			

Baltimore Ravens vs Tennessee Titans

9/18/2011 at LP Field

**Ball Possession And Drive Chart**

**Baltimore Ravens**

#	Time Recd	Time Lost	Time Poss	How Ball Obtained	Drive Began	# Play	Yds Gain	Yds Pen	Net Yds	1st Down	Last Scrm	How Given Up
1	15:00	13:29	1:31	Kickoff	BLT 20	3	3	0	3	0	BLT 23	Punt
2	11:27	10:24	1:03	Punt	BLT 4	3	2	0	2	0	BLT 6	Punt
3	9:41	8:14	1:27	Interception	BLT 48	3	6	0	6	0	TEN 46	Interception
4	4:40	2:31	2:09	Punt	BLT 4	5	14	15	29	2	BLT 33	Punt
5	14:55	12:36	2:19	Missed FG	BLT 24	5	10	0	10	1	BLT 36	Fumble
6	8:32	4:38	3:54	Kickoff	BLT 19	7	86	-5	81	5	TEN 31	Touchdown
7	0:40	0:00	0:40	Kickoff	TEN 30	4	-8	15	7	1	*TEN 23	Field Goal
8	11:10	8:54	2:16	Kickoff	BLT 20	4	15	-5	10	1	BLT 30	Punt
9	3:25	0:57	2:28	Kickoff	BLT 20	6	28	0	28	1	BLT 48	Punt
10	14:53	14:00	0:53	Punt	BLT 37	2	1	0	1	0	BLT 38	Interception
11	12:00	6:58	5:02	Kickoff	BLT 17	11	77	-5	72	4	*TEN 11	Field Goal
12	0:26	0:00	0:26	Kickoff	BLT 31	1	-5	0	-5	0	BLT 31	End of Game

(314) Average BLT 26

**Tennessee Titans**

#	Time Recd	Time Lost	Time Poss	How Ball Obtained	Drive Began	# Play	Yds Gain	Yds Pen	Net Yds	1st Down	Last Scrm	How Given Up
1	13:29	11:27	2:02	Punt	TEN 35	3	5	0	5	0	TEN 40	Punt
2	10:24	9:41	0:43	Punt	BLT 47	2	3	0	3	0	BLT 44	Interception
3	8:14	4:40	3:34	Interception	TEN 39	5	34	-10	24	1	BLT 37	Punt
4	2:31	14:55	2:36	Punt	TEN 19	7	65	-1	64	3	*BLT 17	Missed FG
5	12:36	8:32	4:04	Fumble	BLT 34	9	27	0	27	2	*BLT 7	Field Goal
6	4:38	0:40	3:58	Kickoff	TEN 20	9	75	5	80	5	*BLT 4	Touchdown
7	15:00	11:10	3:50	Kickoff	TEN 25	8	75	0	75	3	*BLT 10	Touchdown
8	8:54	3:25	5:29	Punt	TEN 10	12	65	0	65	4	BLT 25	Field Goal
9	0:57	14:53	1:04	Punt	TEN 25	3	7	0	7	0	TEN 32	Punt
10	14:00	12:00	2:00	Interception	BLT 26	4	5	0	5	0	BLT 21	Field Goal
11	6:58	0:26	6:32	Kickoff	TEN 20	14	71	-5	66	3	*BLT 14	Field Goal

(386) Average TEN 35

\* inside opponent's 20

Time of Possession by Quarter		1st	2nd	3rd	4th	OT	Total
<b>Visitor</b>	Baltimore Ravens	6:10	6:53	4:44	6:21		24:08
<b>Home</b>	Tennessee Titans	8:50	8:07	10:16	8:39		35:52
<b>Kickoff Drive No.-Start Average</b>		Ravens: 7 - BLT 28		Titans: 3 - TEN 22			

Pittsburgh Steelers vs Baltimore Ravens

9/11/2011 at M&T Bank Stadium

**Ball Possession And Drive Chart**

**Pittsburgh Steelers**

#	Time Recd	Time Lost	Time Poss	How Ball Obtained	Drive Began	# Play	Yds Gain	Yds Pen	Net Yds	1st Down	Last Scrm	How Given Up
1	13:28	10:53	2:35	Kickoff	PIT 42	5	15	0	15	1	BLT 43	Punt
2	6:01	3:08	2:53	Punt	PIT 20	5	17	0	17	2	PIT 44	Fumble
3	1:49	10:23	6:26	Kickoff	PIT 32	10	73	-5	68	5	* BLT 11	Touchdown
4	8:11	7:04	1:07	Punt	PIT 28	3	-1	0	-1	0	PIT 27	Punt
5	1:48	1:02	0:46	Kickoff	PIT 20	3	9	0	9	0	PIT 29	Punt
6	15:00	14:48	0:12	Kickoff	PIT 24	1	-6	0	-6	0	PIT 24	Fumble
7	14:39	14:33	0:06	Kickoff	PIT 20	1	0	0	0	0	PIT 20	Interception
8	13:00	7:25	5:35	Downs	PIT 9	9	78	-5	73	4	* BLT 18	Interception
9	2:50	2:25	0:25	Kickoff	PIT 20	3	0	0	0	0	PIT 20	Punt
10	13:57	10:55	3:02	Punt	PIT 20	6	45	15	60	4	BLT 20	Interception
11	8:45	7:15	1:30	Punt	PIT 38	4	45	0	45	1	BLT 39	Fumble
12	4:57	4:01	0:56	Punt	PIT 28	3	-8	-11	-19	0	PIT 20	Fumble
13	1:56	0:00	1:56	Kickoff	PIT 20	8	45	0	45	3	BLT 28	Downs

(321) Average PIT 25

**Baltimore Ravens**

#	Time Recd	Time Lost	Time Poss	How Ball Obtained	Drive Began	# Play	Yds Gain	Yds Pen	Net Yds	1st Down	Last Scrm	How Given Up
1	15:00	13:28	1:32	Kickoff	BLT 34	3	66	0	66	2	PIT 27	Touchdown
2	10:53	6:01	4:52	Punt	BLT 20	5	38	-20	18	1	BLT 38	Punt
3	3:08	1:49	1:19	Fumble	PIT 37	4	37	0	37	2	* PIT 1	Touchdown
4	10:23	8:11	2:12	Kickoff	BLT 20	5	24	0	24	1	BLT 44	Punt
5	7:04	1:48	5:16	Punt	BLT 16	12	89	-5	84	4	* PIT 11	Touchdown
6	1:02	0:00	1:02	Punt	BLT 24	3	11	0	11	1	BLT 25	End of Half
7	14:48	14:39	0:09	Fumble	PIT 18	1	18	0	18	1	* PIT 18	Touchdown
8	14:33	13:00	1:33	Interception	PIT 17	4	9	0	9	0	* PIT 8	Downs
9	7:25	2:50	4:35	Interception	BLT 10	10	66	13	79	4	* PIT 11	Field Goal
10	2:25	13:57	3:28	Punt	BLT 16	6	4	14	18	1	BLT 34	Punt
11	10:55	8:45	2:10	Interception	BLT 21	3	7	-10	-3	0	BLT 18	Punt
12	7:15	4:57	2:18	Fumble	BLT 14	3	9	0	9	0	BLT 23	Punt
13	4:01	1:56	2:05	Fumble	PIT 9	4	7	-10	-3	0	* PIT 12	Field Goal

(494) Average BLT 38

\* inside opponent's 20

Time of Possession by Quarter		1st	2nd	3rd	4th	OT	Total
Visitor	Pittsburgh Steelers	7:17	6:30	6:18	7:24		27:29
Home	Baltimore Ravens	7:43	8:30	8:42	7:36		32:31
Kickoff Drive No.-Start Average		Steelers: 7 - PIT 25		Ravens: 2 - BLT 27			



## GAME 1 • RAVENS 35, STEELERS 7

Baltimore (1-0) Pittsburgh (0-1)

Sunday, September 11, 2011 • 1:05 PM ET • M&T Bank Stadium • Baltimore  
Weather: 75°, Partly Cloudy, Wind NE 2 mph • Attendance 71,434 • Time 3:02



Setting a team record with 7 take-aways, the Ravens dumped the visiting Steelers, 35-7. Baltimore opened the game with a 3-play, 66-yard TD drive that ended with a QB Joe Flacco 27-yard scoring toss to WR Anquan Boldin. The Ravens grabbed a 14-0 first-quarter lead after OLB Terrell Suggs, who had 3 sacks – becoming the Ravens' all-time sacks leader (71.5) – took down QB Ben Roethlisberger and stripped him of the ball. Four plays later, RB Ray Rice scored the first of his 2 TDs of the game. The Steelers came back in the second quarter with their lone score of the day on a Roethlisberger-to-WR Emmanuel Sanders 11-yard TD. A Flacco-to-Rice 11-yard TD made the score 21-7 at the half. On the first play from scrimmage in the second half, DT Haloti Ngata forced and recovered a RB Rashard Mendenhall fumble at the Steelers' 18. Flacco then hit TE Ed Dickson with an 18-yard TD throw. P/H Sam Koch ran in a 2-point conversion to give Baltimore a 29-7 lead. Two second-half FGs (29 and 30 yards) by K Billy Cundiff gave the Ravens the final 28-point victory margin. Flacco completed 17 of 29 for 224 yards and 3 TDs (117.6 rating), while Rice rushed for 107 yards on 19 carries. Roethlisberger completed 22 of 41 for 280 yards, tossing 3 INTs – S Ed Reed stole 2 Big Ben passes – and was sacked 4 times. WR Mike Wallace caught 8 passes for 107 yards.

### PITTSBURGH STEELERS

#### OFFENSE

WR 86 H. Ward  
LT 72 J. Scott  
LG 68 C. Kemoatu  
C 53 M. Pouncey  
RG 64 D. Legursky  
RT 74 W. Colon  
TE 83 H. Miller  
WR 17 M. Wallace  
QB 7 B. Roethlisberger  
FB 85 D. Johnson  
RB 34 R. Mendenhall

#### DEFENSE

DE 91 A. Smith  
NT 98 C. Hampton  
DE 99 B. Keisel  
LOLB 56 L. Woodley  
LILB 51 J. Farris  
RILB 94 L. Timmons  
ROLB 92 J. Harrison  
LCB 20 B. McFadden  
FS 25 R. Clark  
SS 43 T. Polamalu  
RCB 24 I. Taylor

### BALTIMORE RAVENS

#### OFFENSE

WR 83 L. Evans  
LT 78 B. McKinnie  
LG 66 B. Grubbs  
C 77 M. Birk  
RG 73 M. Yanda  
RT 74 M. Oher  
WR 81 A. Boldin  
TE 84 E. Dickson  
QB 5 J. Flacco  
FB 44 V. Leach  
RB 27 R. Rice

#### DEFENSE

DT 92 H. Ngata  
NT 62 T. Cody  
DE 93 C. Redding  
RUSH 55 T. Suggs  
WILL 53 J. McClain  
MIKE 52 R. Lewis  
SAM 95 J. Johnson  
LCB 21 L. Webb  
SS 28 T. Zbikowski  
FS 20 E. Reed  
RCB 29 Ca. Williams

**OFFICIALS** – Referee: Tony Corrente (99), Umpire: Fred Bryan (11), Head Linesman: John McGrath (5), Line Judge: Darryll Lewis (130), Side Judge: Allen Baynes (56), Field Judge: Gary Cavaletto (60), Back Judge: Gregory Wilson (119)

	1	2	3	4	OT	TOTAL	FIELD GOALS - made ( ) & missed
PITTSBURGH	0	7	0	0	-	7	None
BALTIMORE	14	7	11	3	-	35	B. Cundiff (29, 30)

TEAM	QTR	TIME	PLAY DESCRIPTION (extra point)	DRIVE	SCORE
Ravens	1	13:28	A. Boldin 27 yd. pass from J. Flacco (B. Cundiff kick)	3-66, 1:32	0-7
Ravens	1	1:49	R. Rice 1 yd. run (B. Cundiff kick)	4-37, 1:19	0-14
Steelers	2	10:23	E. Sanders 11 yd. pass from B. Roethlisberger (S. Suisham kick)	10-68, 6:26	7-14
Ravens	2	1:48	R. Rice 11 yd. pass from J. Flacco (B. Cundiff kick)	12-84, 5:16	7-21
Ravens	3	14:39	E. Dickson 18 yd. pass from J. Flacco (S. Koch run)	1-18, 0:09	7-29
Ravens	3	2:50	B. Cundiff 29 yd. Field Goal	10-79, 4:35	7-32
Ravens	4	1:56	B. Cundiff 30 yd. Field Goal	4-3, 2:05	7-35

### TEAM STATISTICS

First Downs (total-rush-pass-penalty)  
Total Yards – Plays – Average  
Net Yards Rushing – Rushes – Average  
Net Yards Passing – Times Thrown – Yds Lost – Gross Pass.  
Passes Attempted – Completed – Intercepted  
Punts / Number – Average  
Penalties / Number – Yards  
Fumbles / Number – Lost

### STEELERS

20-4-15-1  
312-61-5.1  
66-16-4.1  
246-4-34-280  
41-22-3  
4-52.8  
6-53  
4-4

### RAVENS

17-5-10-2  
385-61-6.3  
170-31-5.5  
215-1-9-224  
29-17.0  
5-47.2  
7-75  
0-0

### INDIVIDUAL STATISTICS

**Rushing**  
Pittsburgh: R. Mendenhall 12-45-0-23LG; I. Redman 3-12-0-7LG; B. Roethlisberger 1-9-0-9LG  
Baltimore: R. Rice 19-107-1-36LG; R. Williams 12-63-0-26LG

**Receiving**  
Pittsburgh: M. Wallace 8-107-0-26LG; H. Ward 5-67-0-31LG; H. Miller 3-42-0-16LG; M. Moore 2-30-0-22LG  
Baltimore: E. Sanders 2-20-1-11LG; A. Brown 2-14-0-15  
E. Dickson 5-59-1-18LG; A. Boldin 4-74-1-27LG; R. Rice 4-42-1-25LG; D. Pitta 2-45-0-29LG  
R. Williams 1-4-0-4LG

**Passing**  
Pittsburgh: B. Roethlisberger 41-22-280-3-1-31LG-52.9  
Baltimore: J. Flacco 29-17-224-0-3-29LG-117.6

**Interceptions**  
Pittsburgh: None  
Baltimore: E. Reed 2-25; R. Lewis 1-4

**Sacks**  
Pittsburgh: L. Woodley 1-9  
Baltimore: T. Suggs 3-25; J. Johnson 5-4.5; L. Webb 5-4.5



## GAME 2 • TITANS 26, RAVENS 13

Baltimore (1-1) Tennessee (1-1)

Sunday, September 18, 2011 • 12:02 PM CT • LP Field • Nashville  
Weather: 76°, Sunny, Wind S 11 mph • Attendance 69,143 • Time 3:00



The host Titans compiled an impressive 432 yards of offense and outscored the Ravens, 16-3, in the second half to earn a 26-13 victory. Tennessee QB Matt Hasselbeck completed 30 of 42 passes for 358 yards, including 9 to WR Kenny Britt for 135. Baltimore struggled to convert third downs (3 of 10) and had trouble stopping the Titans' offense on third down (7 of 17), as Tennessee held the ball for almost 36 minutes of the game. The teams were tied at 10 at the half after trading touchdowns (a QB Joe Flacco-to-RB Ray Rice 31-yard TD and a 4-yard Hasselbeck-to-Britt score), and a pair of field goals (the Titans' K Rob Bironas for 25 yards and K Billy Cundiff from 41 yards). RB Javon Ringer gave the Titans a 17-10 lead after he ran 10 yards to the end zone on a fourth-and-1 in the third quarter. Tennessee extended the margin to 23-10 early in the fourth quarter on a pair of Bironas FGs (43 and 39 yards). Cundiff's fourth-quarter 29-yard FG cut the difference to 10 (23-13), but Bironas' 33-yarder was the game's final score. Flacco completed 15 of 32 passes for 197 yards with 2 INTs. Rice had 5 catches for 53 yards and rushed 13 times for 43 more. The Ravens were without starting LG Ben Grubbs, who was out with a toe injury.

### BALTIMORE RAVENS

#### OFFENSE

WR 81 A. Boldin  
LT 78 B. McKinnie  
LG 71 M. LeVair  
C 77 M. Birk  
RG 73 M. Yanda  
RT 74 M. Oher  
TE 88 D. Pitta  
TE 84 E. Dickson  
QB 5 J. Flacco  
FB 44 V. Leach  
RB 27 R. Rice

#### DEFENSE

DT 92 H. Ngata  
NT 62 T. Cody  
DE 93 C. Redding  
RUSH 55 T. Suggs  
WILL 53 J. McClain  
MIKE 52 R. Lewis  
SAM 95 J. Johnson  
LCB 21 L. Webb  
SS 28 T. Zbikowski  
FS 20 E. Reed  
RCB 29 Ca. Williams

### TENNESSEE TITANS

#### OFFENSE

WR 85 N. Washington  
LT 71 M. Roos  
LG 64 L. Harris  
C 54 E. Amano  
RG 73 J. Scott  
RT 76 D. Stewart  
TE 88 C. Stevens  
WR 18 K. Britt  
QB 8 M. Hasselbeck  
FB 44 Q. Johnson  
RB 28 C. Johnson

#### DEFENSE

DE 98 D. Ball  
DT 93 S. Smith  
DT 99 J. Casey  
DE 91 J. Jones  
SLB 56 A. Ayers  
MLB 55 B. Ruud  
WLB 92 W. Witherspoon  
CB 30 J. McCorty  
SS 26 J. Babineaux  
FS 23 M. Griffin  
CB 31 C. Finnegan

**OFFICIALS** – Referee: Clete Blakeman (34), Umpire: Garth DeFelice (53), Head Linesman: Tony Veteri (36), Line Judge: Jeff Seaman (45), Side Judge: Greg Meyer (78), Field Judge: Buddy Horton (82), Back Judge: Terrence Miles (111)

	1	2	3	4	OT	TOTAL	FIELD GOALS - made ( ) & missed
BALTIMORE	0	10	0	3	-	13	B. Cundiff (41, 29)
TENNESSEE	0	10	10	6	-	26	R. Bironas 34 WR (25, 43, 39, 33)

TEAM	QTR	TIME	PLAY DESCRIPTION (extra point)	DRIVE	SCORE
Titans	2	8:32	R. Bironas 25 yd. Field Goal	9-27, 4:04	0-3
Ravens	2	4:38	R. Rice 31 yd. pass from J. Flacco (B. Cundiff kick)	7-81, 3:54	7-3
Titans	2	0:40	K. Britt 4 yd. pass from M. Hasselbeck (R. Bironas kick)	9-80, 3:58	7-10
Ravens	2	0:00	B. Cundiff 41 yd. Field Goal	4-7, 0:40	10-10
Titans	3	11:10	J. Ringer 10 yd. run (R. Bironas kick)	8-75, 3:50	10-17
Titans	3	3:25	R. Bironas 43 yd. Field Goal	12-65, 5:29	10-20
Titans	4	12:00	R. Bironas 39 yd. Field Goal	4-5, 2:00	10-23
Ravens	4	6:58	B. Cundiff 29 yd. Field Goal	11-72, 5:02	13-23
Titans	4	0:26	R. Bironas 33 yd. Field Goal	14-66, 6:32	13-26

### TEAM STATISTICS

First Downs (total-rush-pass-penalty)  
Total Yards – Plays – Average  
Net Yards Rushing – Rushes – Average  
Net Yards Passing – Times Thrown – Yds Lost – Gross Pass.  
Passes Attempted – Completed – Intercepted  
Punts / Number – Average  
Penalties / Number – Yards  
Fumbles / Number – Lost

### RAVENS

15-2-11-2  
229-52-4.4  
45-17-2.6  
184-3-13-197  
32-15-2  
5-45.0  
7-44  
2-1

### TITANS

21-3-16-2  
432-71-6.1  
74-29-2.6  
358-0-0-358  
42-30-1  
3-39.7  
6-70  
0-0

### INDIVIDUAL STATISTICS

**Rushing**  
Baltimore: R. Rice 13-43-0-11LG; R. Williams 4-2-0-3LG  
Tennessee: C. Johnson 24-53-0-7LG; J. Ringer 5-21-1-12LG

**Receiving**  
Baltimore: R. Rice 5-53-1-31LG; A. Boldin 3-46-0-20LG; L. Evans 2-45-0-32LG; E. Dickson 2-25-0-16LG  
Tennessee: D. Pitta 2-24-0-16LG; V. Leach 1-4-0-4LG  
K. Britt 9-135-1-37LG; N. Washington 7-99-0-42LG; L. Hawkins 3-22-0-8LG; C. Johnson 3-12-0-6LG  
J. Cook 2-37-0-33LG; J. Ringer 2-30-0-18LG; M. Mariari 2-9-0-5LG; Q. Johnson 1-13-0-13LG  
C. Stevens 1-1-0-1LG

**Passing**  
Baltimore: J. Flacco 32-15-197-2-1-32LG-51.2  
Tennessee: M. Hasselbeck 42-30-358-1-1-42LG-95.1

**Interceptions**  
Baltimore: T. Suggs 1-0  
Tennessee: J. McCorty 1-30; A. Verner 1-4

**Sacks**  
Baltimore: None  
Tennessee: D. Morgan 1-5; D. Ball 1-4; K-Klug 1-4



2011 GAME SUMMARIES







# GAME 5 • RAVENS 29, TEXANS 14

Baltimore (4-1) Houston (3-3)

Sunday, October 16, 2011 • 4:06 PM ET • M&T Bank Stadium • Baltimore  
Weather: 72°, Partly Cloudy, Wind SSW 10 mph • Attendance 71,154 • Time 3:05



After trailing 14-13 in the third quarter, the Ravens scored the game's final 15 points to win, 29-14, over the Texans at M&T Bank Stadium. The Ravens became the first team this season to stop Houston from scoring in the first quarter, taking a 7-0 lead on a QB Joe Flacco 1-yard dive that completed a 16-play, 97-yard drive. Baltimore took a 10-7 halftime lead on a K Billy Cundiff 43-yard field goal that followed Texans G Wade Smith's TD. (Smith jumped on a RB Ben Tate fumble in the end zone.) After Cundiff added another FG (48 yards) in the third quarter, Houston took the 14-13 lead on a QB Matt Schaub 32-yard TD strike to WR Jacoby Jones. Cundiff gave the Ravens a 19-14 lead after 2 more FGs (25 and 33 yards). Baltimore sealed the game on RB Ricky Williams' 4-yard TD run, which made the score 26-14 with four minutes left in the game. Cundiff, who produced 7 touchbacks, added a 40-yard FG to make the final score (29-14). RB Ray Rice, who rushed for just 16 yards in the first half, finished the game with 101 while adding 60 yards on 5 receptions. WR Anquan Boldin led all receivers with 8 catches for 132 yards. Flacco completed 20 of 33 passes for 305 yards. Baltimore's defense limited the explosive Texans to 293 yards. Schaub was 21-of-37 for 220 yards. LB Ray Lewis became the first player in NFL history to record at least 40 sacks and 30 INTs in a career.

### HOUSTON TEXANS

#### OFFENSE

WR 12 J. Jones  
LT 76 D. Brown  
LG 74 W. Smith  
C 55 C. Myers  
RG 65 M. Brisiel  
RT 73 E. Winston  
TE 81 O. Daniels  
TE 85 J. Dreesen  
WR 83 K. Walter  
QB 8 M. Schaub  
RB 23 A. Foster

### BALTIMORE RAVENS

#### OFFENSE

WR 82 T. Smith  
LT 78 B. McKinnie  
LG 65 A. Gurode  
C 77 M. Birk  
RG 73 M. Yanda  
RT 74 M. Oher  
WR 81 A. Boldin  
TE 84 E. Dickson  
QB 5 J. Flacco  
FB 44 V. Leach  
RB 27 R. Rice

#### DEFENSE

DE 99 J. Watt  
NT 95 S. Cody  
DE 94 A. Smith  
SLB 98 C. Barwin  
ILB 56 B. Cushing  
ILB 59 D. Ryans  
WLB 58 B. Reed  
LCB 25 K. Jackson  
SS 29 G. Quin  
FS 38 D. Manning  
RCB 24 J. Joseph

#### DEFENSE

DT 92 H. Ngata  
NT 62 T. Cody  
DE 93 C. Redding  
RUSH 55 T. Suggs  
WILL 53 J. McClain  
MIKE 52 R. Lewis  
SAM 95 J. Johnson  
LCB 21 L. Webb  
SS 31 B. Pollard  
FS 20 E. Reed  
RCB 29 Ca. Williams

**OFFICIALS** – Referee: Gene Steratore (114), Umpire: Bill Schuster (129), Head Linesman: Wayne Mackie (106), Line Judge: Ron Marinucci (107), Side Judge: Mike Weatherford (116), Field Judge: Bob Waggoner (25), Back Judge: Dino Paganelli (124)

	1	2	3	4	OT	TOTAL	FIELD GOALS - made ( ) & missed
HOUSTON	0	7	7	0	-	14	None
BALTIMORE	7	3	6	13	-	29	B. Cundiff (43, 48, 25, 33, 40)

TEAM	QTR	TIME	PLAY DESCRIPTION (extra point)	DRIVE	SCORE
Ravens	1	1:08	J. Flacco 1 yd. run (B.Cundiff kick)	16-97, 8:47	0-7
Texans	2	4:48	W. Smith fumble recovery in end zone (N.Rackers kick)	3-17, 1:23	7-7
Ravens	2	1:50	B. Cundiff 43 yd. Field Goal	10-44, 2:58	7-10
Ravens	3	11:46	B. Cundiff 48 yd. Field Goal	7-47, 3:14	7-13
Texans	3	8:36	J. Jones 32 yd. pass from M.Schaub (N.Rackers kick)	6-80, 3:10	14-13
Ravens	3	3:30	B. Cundiff 25 yd. Field Goal	8-74, 5:06	14-16
Ravens	4	14:44	B. Cundiff 33 yd. Field Goal	5-51, 1:43	14-19
Ravens	4	4:01	R. Williams 4 yd. run (B.Cundiff kick)	6-66, 2:37	14-26
Ravens	4	1:55	B. Cundiff 40 yd. Field Goal	4-4, 1:39	14-29

### TEAM STATISTICS

First Downs (total-rush-pass-penalty)  
Total Yards – Plays – Average  
Net Yards Rushing – Rushes – Average  
Net Yards Passing – Times Thrown – Yds Lost – Gross Pass.  
Passes Attempted – Completed – Intercepted  
Punts / Number – Average  
Penalties / Number – Yards  
Fumbles / Number – Lost

### TEXANS

18-5-11-2  
293-66-4.4  
93-25-3.7  
200-4-20-220  
37-21-0  
6-41.0  
5-15  
2-0

### RAVENS

24-6-15-3  
402-65-6.2  
113-30-3.8  
289-2-16-305  
33-20-1  
2-45.0  
5-25  
1-1

### INDIVIDUAL STATISTICS

Category	Team	Player	Stats
Rushing	Houston:	A. Foster	15-49-0-16LG; B. Tate 9-41-0-12LG; M. Schaub 1-3-0-3LG
	Baltimore:	R. Rice	23-101-0-27LG; R. Williams 2-8-1-4LG; V. Leach 2-5-0-5LG; J. Flacco 3-(-1)-1-1LG
Receiving	Houston:	A. Foster	6-52-0-16LG; K. Walter 6-52-0-20LG; J. Jones 4-76-1-32LG
	Baltimore:	D. Mason	3-27-0-12LG; O. Daniels 2-13-0-8LG A. Boldin 8-132-56-0LG; R. Rice 5-60-0-18LG; T. Smith 3-84-0-51LG E. Dickson 2-20-0-13LG; D. Pitta 2-9-0-6LG
Passing	Houston:	M. Schaub	37-21-220-0-1-32LG-83.2
	Baltimore:	J. Flacco	33-20-305-1-0-56LG-78.5
Interceptions	Houston:	J. Joseph	1-2
	Baltimore:	None	
Sacks	Houston:	T. Jamison	2-16
	Baltimore:	R. Lewis	1-7; J. Johnson 1-6; H. Ngata 1-6; P. McPhee 1-1



# GAME 6 • JAGUARS 12, RAVENS 7

Baltimore (4-2) Jacksonville (2-5)

Monday, October 24, 2011 • 8:40 PM ET • EverBank Field • Jacksonville  
Weather: 60°, Clear, Wind 0 mph • Attendance 62,976 • Time 3:21



The host Jaguars held the Ravens scoreless for nearly the first 58 minutes of the game when they defeated Baltimore, 12-7, at EverBank Field. Jacksonville held the Ravens to a record-low 16 yards in the first half when Baltimore did not manage a first down. The Jaguars, who gained only 85 yards in the first two quarters, took a 6-0 halftime lead on dual 54-yard Josh Scobee field goals. Scobee added a 22-yard FG in the third quarter, giving Jacksonville a 9-0 lead. The Ravens' offense came alive in the fourth quarter, producing a 13-play, 90-yard drive that ended with a QB Joe Flacco 5-yard touchdown throw to WR Anquan Boldin. With the score 9-7 and 2:02 left in the game, Baltimore's outside kick failed to travel 10 yards, and the Jaguars took over. Scobee added a 51-yard FG with 1:43 remaining. The Ravens produced just 146 yards in the game and converted on only 2 of 12 third downs. Baltimore's defense almost matched the Jaguars, allowing 205 yards and 2 of 16 third-down conversions. Jaguars RB Maurice Jones-Drew became the first RB in 2011 to gain 100 yards (30 carries for 105) against the Ravens.

### BALTIMORE RAVENS

#### OFFENSE

WR 81 A. Boldin  
WR 82 T. Smith  
LT 78 B. McKinnie  
LG 65 A. Gurode  
C 77 M. Birk  
RG 73 M. Yanda  
RT 74 M. Oher  
TE 84 E. Dickson  
QB 5 J. Flacco  
FB 44 V. Leach  
RB 27 R. Rice

#### DEFENSE

DT 92 H. Ngata  
NT 62 T. Cody  
DE 93 C. Redding  
RUSH 55 T. Suggs  
WILL 53 J. McClain  
MIKE 52 R. Lewis  
SAM 95 J. Johnson  
LCB 21 L. Webb  
SS 31 B. Pollard  
FS 20 E. Reed  
RCB 29 Ca. Williams

### JACKSONVILLE JAGUARS

#### OFFENSE

WR 83 J. Hill  
LT 75 E. Monroe  
LG 65 W. Rackley  
C 63 B. Meester  
RG 77 U. Nwaneri  
RT 68 G. Whimper  
TE 89 M. Lewis  
WR 15 M. Sims-Walker  
QB 11 B. Gabbert  
FB 33 G. Jones  
RB 32 M. Jones-Drew

#### DEFENSE

LDE 90 M. Roth  
DT 93 T. Alualu  
DT 96 T. Knighton  
RDE 94 J. Mincey  
OLB 52 D. Smith  
MLB 51 P. Poslusznny  
OLB 55 C. Sesonon  
LCB 27 R. Mathis  
RCB 21 D. Cox  
S 25 D. Lowery  
S 26 D. Landry

**OFFICIALS** – Referee: Carl Cheffers (51), Umpire: Underly Wash (96), Head Linesman: Kent Payne (79), Line Judge: Thomas Symonette (100), Side Judge: Laird Hayes (125), Field Judge: Jimmy Buchanan (86), Back Judge: Todd Prukop (30)

	1	2	3	4	OT	TOTAL	FIELD GOALS - made ( ) & missed
BALTIMORE	0	0	0	7	-	7	B. Cundiff 52WR
JACKSONVILLE	3	3	3	3	-	12	J. Scobee (54, 54, 22, 51)

TEAM	QTR	TIME	PLAY DESCRIPTION (extra point)	DRIVE	SCORE
Jaguars	1	1:42	J. Scobee 54 yd. Field Goal	4-3, 1:22	0-3
Jaguars	2	5:58	J. Scobee 54 yd. Field Goal	6-38, 2:40	0-6
Jaguars	3	6:30	J. Scobee 22 yd. Field Goal	17-76, 8:30	0-9
Ravens	4	2:02	A. Boldin 5 yd. pass from J.Flacco (B.Cundiff kick)	13-90, 3:20	7-9
Jaguars	4	1:43	J. Scobee 51 yd. Field Goal	4-4, 0:19	7-12

### TEAM STATISTICS

First Downs (total-rush-pass-penalty)  
Total Yards – Plays – Average  
Net Yards Rushing – Rushes – Average  
Net Yards Passing – Times Thrown – Yds Lost – Gross Pass.  
Passes Attempted – Completed – Intercepted  
Punts / Number – Average  
Penalties / Number – Yards  
Fumbles / Number – Lost

### RAVENS

11-1-8-2  
146-53-2.8  
34-12-2.8  
112-3-25-137  
38-21-1  
9-52.2  
10-85  
2-1

### JAGUARS

13-6-5-2  
205-66-3.1  
132-42-3.1  
73-4-20-93  
20-9-0  
7-40.9  
6-90  
4-1

### INDIVIDUAL STATISTICS

Category	Team	Player	Stats
Rushing	Baltimore:	R. Rice	8-28-0-12LG; R. Williams 3-5-0-4LG; V. Leach 1-1-0-1LG
	Jacksonville:	M. Jones-Drew	30-105-0-12LG; D. Karim 7-28-0-9LG; B. Gabbert 5-(-1)-0-2LGG
Receiving	Baltimore:	R. Rice	5-35-0-11LG; A. Boldin 4-40-1-14LG; E. Dickson 4-23-0-8LG; T. Smith 3-32-0-20LG
	Jacksonville:	D. Pitta	3-13-0-15LG; V. Leach 1-2-0-2LG; J. Flacco 1-(-8)-0-(-8)LG J. Hill 4-62-0-24LG; M. Jones-Drew 2-(-1)-0-1LG; M. Lewis 1-13-0-13LG M. Sims-Walker 1-11-0-11LG; M. Thomas 1-8-0-8LG
Passing	Baltimore:	J. Flacco	38-21-137-1-1-20LG-61.0
	Jacksonville:	B. Gabbert	20-9-93-0-0-24LG-59.0
Interceptions	Baltimore:	None	
	Jacksonville:	D. Coleman	1-1
Sacks	Baltimore:	T. Suggs	1-9; P. Kruger 1-6; H. Ngata 1-1; B. Ayanbadejo .5-2; P. McPhee .5-2
	Jacksonville:	D. Smith	1-11; D. Lowery 1-7; J. Mincey 1-7

2011 GAME SUMMARIES







# GAME 11 • RAVENS 16, 49ERS 6

Baltimore (8-3) San Francisco (9-2)

Thursday, November 24, 2011 • 8:29 PM ET • M&T Bank Stadium • Baltimore

Weather: 53°, Clear, Wind W 5-10 mph • Attendance 71,345 • Time 2:44



In a Thanksgiving night special that featured the first NFL game between brothers who are head coaches, John Harbaugh's Ravens stopped the visiting Jim Harbaugh-led 49ers, 16-6. Baltimore's defense did not allow a touchdown and secured 9 sacks, tying a team record (11/26/06 vs. Pitt and 11/16/97 vs. Phi.). OLB Terrell Suggs produced 3 of those QB takedowns, while DE Cory Redding added 2.5, and DT Haloti Ngata grabbed 2. The Ravens took a 6-3 halftime lead on 2 K Billy Cundiff field goals (39 and 23 yards). After the 49ers tied the game on K David Akers 52-yard FG, the Ravens produced the game's only touchdown drive of the contest. The 16-play, 76-yard drive finished when QB Joe Flacco hit TE Dennis Pitta with an 8-yard TD toss on the first play of the fourth quarter. On the drive, Flacco was 4-of-4 on third down, including the scoring throw. Cundiff closed the game's scoring with a 39-yard FG with 3:10 left in the final period. Baltimore's defense limited the 49ers to 170 total yards and just 2-of-12 on third down. Flacco produced a 100.1 QB rating against one of the league's best defenses, completing 15 of 23 passes for 161 yards. WR Anquan Boldin caught 4 for 63 yards, while RB Ray Rice produced 24 yards on 3 catches and 59 yards on 21 carries. San Fran RB Frank Gore was held to 39 rushing yards on 14 runs. The Ravens won their eighth consecutive game at home and improved to 6-0 in 2011. Baltimore also notched its 11th-straight win at home against the NFC and improved to 17-1 in such contests dating back to 2003.

### SAN FRANCISCO 49ERS

#### OFFENSE

WR 15 M. Crabtree  
 LT 74 J. Staley  
 LG 77 M. Iupati  
 C 59 J. Goodwin  
 RG 68 A. Snyder  
 RT 76 A. Davis  
 TE 85 V. Davis  
 TE 46 D. Walker  
 FB 44 M. Norris  
 RB 21 F. Gore  
 QB 11 Alex Smith

#### DEFENSE

LDT 91 R. McDonald  
 NT 90 I. Sopoaga  
 RDT 94 J. Smith  
 OLB 55 A. Brooks  
 ILB 53 N. Bowman  
 ILB 52 P. Willis  
 OLB 98 P. Haralson  
 LCB 22 C. Rogers  
 RCB 25 T. Brown  
 FS 38 D. Goldson  
 SS 31 D. Whitner

### BALTIMORE RAVENS

#### OFFENSE

WR 82 T. Smith  
 LT 78 B. McKinnie  
 LG 66 B. Grubbs  
 C 77 M. Birk  
 RG 73 M. Yanda  
 RT 74 M. Oher  
 TE 84 E. Dickson  
 WR 81 A. Boldin  
 QB 5 J. Flacco  
 FB 44 V. Leach  
 RB 27 R. Rice

#### DEFENSE

DT 92 H. Ngata  
 NT 62 T. Cody  
 DE 93 C. Redding  
 RUSH 55 T. Suggs  
 WILL 53 J. McClain  
 MIKE 50 A. McClellan  
 SAM 95 J. Johnson  
 LCB 21 L. Webb  
 RCB 29 Ca. Williams  
 SS 31 B. Pollard  
 FS 20 E. Reed

**OFFICIALS** – Referee: John Parry (132), Umpire: Dan Ferrell (64), Head Linesman: Derick Bowers (74), Line Judge: Rusty Baynes (59), Side Judge: Keith Washington (7), Field Judge: Scott Edwards (3), Back Judge: Perry Paganelli (46)

	1	2	3	4	OT	TOTAL	FIELD GOALS - made ( ) & missed
SAN FRANCISCO	3	0	3	0	-	6	D. Akers (45, 52)
BALTIMORE	3	3	0	10	-	16	B. Cundiff (39, 23, 39)

TEAM	QTR	TIME	PLAY DESCRIPTION (extra point)	DRIVE	SCORE
Ravens	1	10:21	B. Cundiff 39 yd. Field Goal	10-55, 4:39	0-3
49ers	1	1:59	D. Akers 45 yd. Field Goal	9-41, 4:42	3-3
Ravens	2	2:51	B. Cundiff 23 yd. Field Goal	6-60, 3:24	3-6
49ers	3	7:30	D. Akers 52 yd. Field Goal	13-46, 7:30	6-6
Ravens	4	14:56	D. Pitta 8 yd. pass from J. Flacco (B. Cundiff kick)	16-76, 7:34	6-13
Ravens	4	3:10	B. Cundiff 39 yd. Field Goal	8-39, 4:16	6-16

### TEAM STATISTICS

	49ERS	RAVENS
First Downs (total-rush-pass-penalty)	12-4-7-1	16-3-12-1
Total Yards – Plays – Average	170-54-3.1	253-58-4.4
Net Yards Rushing – Rushes – Average	74-21-3.5	92-35-2.6
Net Yards Passing – Times Thrown – Yds Lost – Gross Pass.	96-9-44-140	161-0-0-161
Passes Attempted – Completed – Intercepted	24-15-1	23-15-0
Punts / Number – Average	5-57.6	4-42.5
Penalties / Number – Yards	7-97	3-20
Fumbles / Number – Lost	1-0	0-0

### INDIVIDUAL STATISTICS

	San Francisco:	F. Gore 14-39-0-9LG; K. Hunter 4-14-0-9LG; Alex Smith 2-12-0-8LG; T. Ginn 1-9-0-9LG
<b>Rushing</b>	Baltimore:	R. Rice 21-59-0-10LG; R. Williams 7-29-0-12LG; J. Flacco 6-2-0-6LG; V. Leach 1-2-0-2LG
<b>Receiving</b>	San Francisco:	M. Crabtree 6-54-0-18LG; V. Davis 4-38-0-20LG; T. Ginn 2-21-0-12LG
	Baltimore:	K. Hunter 1-13-0-13LG; F. Gore 1-9-0-9LG; B. Edwards 1-5-0-5LG
		A. Boldin 4-63-0-22LG; R. Rice 3-24-0-17LG; T. Smith 2-23-0-12LG; D. Pitta 2-19-1-11LG
		E. Dickson 1-15-0-15LG; V. Leach 1-10-0-10LG; L. Evans 1-8-0-8LG; R. Williams 1-(-1)-0-(-1)LG
<b>Passing</b>	San Francisco:	Alex Smith 24-15-140-1-0-20LG-61.1
	Baltimore:	J. Flacco 23-15-161-0-1-22LG-100.1
<b>Interceptions</b>	San Francisco:	None
	Baltimore:	L. Webb 1-0
<b>Sacks</b>	San Francisco:	None
	Baltimore:	T. Suggs 3-20; C. Redding 2.5-11; H. Ngata 2-11; T. Zbikowski 1-1; L. Webb 5-1



# GAME 12 • RAVENS 24, BROWNS 10

Baltimore (9-3) Cleveland (4-8)

Sunday, December 4, 2011 • 4:05 PM ET • Cleveland Browns Stadium • Cleveland

Weather: 54°, Rain, Wind S 30 mph • Attendance 63,648 • Time 3:06



The Ravens set a team mark with 55 rushing attempts (for 290 yards – the third most in team history) in the 24-10 victory at Cleveland. RB Ray Rice, who produced the game's first score when he ran for a 6-yard touchdown in the first quarter, rushed for a career-high 204 yards. Rice, who averaged 7.0 yards per carry in the game, ran for 107 yards in the first half. Baltimore took a 10-0 halftime lead after K Billy Cundiff's 21-yard field goal with 13 seconds left in the second quarter. A Browns' K Phil Dawson FG (21 yards) and a 1-yard RB Ricky Williams TD gave the Ravens a 17-3 advantage after three quarters. CB/RS Lardarius Webb returned a Cleveland punt 68 yards to give Baltimore a 24-3 margin with eight minutes left in the contest. The Browns' lone TD came on a 22-yard QB Colt McCoy TD toss to TE Evan Moore with 4:22 remaining in the game. For the Ravens, Williams added 76 yards on 16 carries. Rookie CB Jimmy Smith intercepted McCoy, who was 17-of-35 for 192 yards. Rookie DE Pernell McPhee had 2 of the Ravens' 3 sacks, while OLB Terrell Suggs produced his 10th QB takedown of the season. WR Anquan Boldin recorded the 700th reception of his career, becoming the third-fastest player in NFL history to reach the milestone (123 games), while Flacco surpassed the 13,000-yard passing mark for his career.

### BALTIMORE RAVENS

#### OFFENSE

WR 82 T. Smith  
 LT 78 B. McKinnie  
 LG 66 B. Grubbs  
 C 77 M. Birk  
 RG 73 M. Yanda  
 RT 74 M. Oher  
 TE 84 E. Dickson  
 WR 81 A. Boldin  
 QB 5 J. Flacco  
 FB 44 V. Leach  
 RB 27 R. Rice

#### DEFENSE

DT 92 H. Ngata  
 NT 62 T. Cody  
 DB 21 L. Webb  
 RUSH 55 T. Suggs  
 WILL 53 J. McClain  
 MIKE 50 A. McClellan  
 SAM 95 J. Johnson  
 WR 81 A. Boldin  
 LCB 22 J. Smith  
 RCB 29 Ca. Williams  
 SS 31 B. Pollard  
 FS 20 E. Reed

### CLEVELAND BROWNS

#### OFFENSE

WR 15 G. Little  
 LT 73 J. Thomas  
 LG 62 J. Pinkston  
 C 55 A. Mack  
 RG 66 S. Lauvao  
 RT 79 T. Pashos  
 WR 16 J. Cribbs  
 WR 11 M. Massaquoi  
 QB 12 C. McCoy  
 WR 10 J. Norwood  
 RB 40 P. Hillis

#### DEFENSE

LE 97 J. Sheard  
 DT 98 P. Taylor  
 DT 71 A. Rubin  
 RE 92 J. Mitchell  
 SLB 51 C. Gocong  
 MLB 52 D. Jackson  
 WLB 56 K. Madiava  
 LCB 23 J. Haden  
 RCB 24 S. Brown  
 FS 20 M. Adams  
 SS 28 U. Young

**OFFICIALS** – Referee: Ed Hochuli (85), Umpire: Richard Hall (49), Head Linesman: Mark Hittner (28), Line Judge: Adrian Hill (29), Side Judge: Ronald Torbert (62), Field Judge: Craig Wrolstad (4), Back Judge: Don Carey (126)

	1	2	3	4	OT	TOTAL	FIELD GOALS - made ( ) & missed
BALTIMORE	0	10	7	7	-	24	B. Cundiff 34 WR, 41WR (21)
CLEVELAND	0	0	3	7	-	10	P. Dawson (21)

TEAM	QTR	TIME	PLAY DESCRIPTION (extra point)	DRIVE	SCORE
Ravens	2	13:17	R. Rice 6 yd. run (B. Cundiff kick)	12-61, 6:12	7-0
Ravens	2	0:13	B. Cundiff 21 yd. Field Goal	5-12, 0:24	10-0
Browns	3	5:55	P. Dawson 21 yd. Field Goal	6-47, 2:07	10-3
Ravens	3	4:56	R. Williams 1 yd. run (B. Cundiff kick)	3-73, 0:59	17-3
Ravens	4	6:58	L. Webb 68 yd. punt return (B. Cundiff kick)		24-3
Browns	4	4:22	E. Moore 22 yd. pass from C. McCoy (P. Dawson kick)	10-73, 2:36	24-10

### TEAM STATISTICS

	RAVENS	BROWNS
First Downs (total-rush-pass-penalty)	24-16-7-1	13-2-9-2
Total Yards – Plays – Average	448-79-5.7	233-56-4.2
Net Yards Rushing – Rushes – Average	290-55-5.3	59-17-3.5
Net Yards Passing – Times Thrown – Yds Lost – Gross Pass.	158-1-0-158	174-3-22-196
Passes Attempted – Completed – Intercepted	23-10-0	36-18-1
Punts / Number – Average	3-36.0	8-39.6
Penalties / Number – Yards	4-18	3-37
Fumbles / Number – Lost	1-1	0-0

### INDIVIDUAL STATISTICS

	Baltimore:	R. Rice 29-204-1-67LG; R. Williams 16-76-1-15LG; V. Leach 4-12-0-4LG
<b>Rushing</b>	Cleveland:	T. Taylor 1-2-0-2LG; J. Flacco 4-(-1)-0-2LG; T. Smith 1-(-3)-0-(-3)LG
		P. Hillis 12-45-0-9LG; C. McCoy 4-12-0-8LG; C. Ogbornaya 1-2-0-2LG
<b>Receiving</b>	Baltimore:	E. Dickson 3-47-0-25LG; A. Boldin 2-32-0-16LG; R. Rice 2-10-0-8LG
	Cleveland:	T. Smith 1-32-0-32LG; D. Pitta 1-26-0-26LG; V. Leach 1-11-0-11LG
		C. Ogbornaya 5-28-0-14LG; B. Watson 3-34-0-15LG; J. Norwood 3-29-0-11LG; G. Little 3-18-0-8LG
		E. Moore 2-28-1-22LG; P. Hillis 1-52-0-52LG; M. Massaquoi 1-70-7LG
<b>Passing</b>	Baltimore:	J. Flacco 23-10-158-0-0-32LG-66.9
	Cleveland:	C. McCoy 35-17-192-1-1-52LG-63.0; S. Wallace 1-1-4-0-0-4LG-83.3
<b>Interceptions</b>	Baltimore:	J. Smith 1-32
	Cleveland:	None
<b>Sacks</b>	Baltimore:	P. McPhee 2-15; T. Suggs 1-7
	Cleveland:	J. Sheard 1-0



2011 GAME SUMMARIES



### GAME 13 • RAVENS 24, COLTS 10

Baltimore (10-3) Indianapolis (0-13)

Sunday, December 11, 2011 • 1:02 PM ET • M&T Bank Stadium • Baltimore

Weather: 43°, Sunny, Wind E 2 mph • Attendance 71,187 • Time 2:54



The Ravens grabbed a 17-0, second-quarter lead and limited the Colts' offense to just 167 yards in their 24-10 victory at M&T Bank Stadium. Baltimore jumped to a 10-0, first-quarter advantage on QB Joe Flacco's 8-yard TD pass to WR Torrey Smith and K Billy Cundiff's 36-yard FG. A 6-yard RB Ray Rice TD run gave the Ravens the 17-0 gap before Indianapolis K Adam Vinatieri's 22-yard FG made the score 17-3 at the half. Flacco found TE Dennis Pitta with a 7-yard TD toss to make the margin 24-3 after three quarters. The Colts scored their lone TD on the last play of the game on a QB Dan Orlovsky-to-TE Jacob Tamme 13-yard play. Until that last Colts' drive, the Indy offense had been held to 91 yards. OLB Terrell Suggs led the Ravens' defense with 3 sacks, giving him a career-high 13 for the season. Suggs also set a single-game team record by forcing 3 fumbles in the contest. Rice continued to be one of the NFL's top weapons, rushing for 103 yards (26 carries) and catching a game-high 6 passes for 46 yards. Flacco completed 23 of 31 for 227 yards, posting a 102.5 QB rating. WR Anquan Boldin and Smith each caught 5 for 57 and 48 yards, respectively. Orlovsky was 17-of-37 for 136 yards (with 76 coming on the game's final drive). The Ravens won their ninth consecutive game at home and improved to 7-0 in 2011. Baltimore's nine-game home winning streak set a franchise record, while the Ravens improved to 10-3 overall, their best start under John Harbaugh and tying for the best start in franchise history (2006).

#### INDIANAPOLIS COLTS

##### OFFENSE

WR 87 R. Wayne  
LT 74 A. Castonzo  
LG 78 M. Pollak  
C 63 J. Saturday  
RG 71 R. Diem  
RT 72 J. Linkenbach  
WR 85 P. Garcon  
TE 44 D. Clark  
QB 6 D. Orlovsky  
HB 17 A. Collier  
RB 31 D. Brown

##### DEFENSE

LE 98 R. Mathis  
LDT 95 F. Moala  
RDT 99 A. Johnson  
RE 93 D. Freaney  
SLB 50 P. Wheeler  
MLB 51 P. Angerer  
WLB 53 K. Conner  
LCB 27 J. Lacey  
SS 30 D. Caldwell  
FS 41 A. Bethea  
RCB 36 C. Rucker

#### BALTIMORE RAVENS

##### OFFENSE

WR 82 T. Smith  
LT 78 B. McKinnie  
LG 66 B. Grubbs  
C 77 M. Birk  
RG 73 M. Yanda  
RT 74 M. Oher  
TE 84 E. Dickson  
WR 81 A. Boldin  
QB 5 J. Flacco  
FB 44 V. Leach  
RB 27 R. Rice

##### DEFENSE

DT 92 H. Ngata  
NT 62 T. Cody  
DB 21 L. Webb  
RUSH 55 T. Suggs  
WILL 53 J. McClain  
MIKE 59 D. Ellerbe  
SAM 95 J. Johnson  
LCB 22 J. Smith  
RCB 29 Ca. Williams  
SS 31 B. Pollard  
FS 20 E. Reed

**OFFICIALS** – Referee: Clete Blakeman (34), Umpire: Garth DeFelice (53), Head Linesman: Tony Veteri (36), Line Judge: Jeff Seeman (45), Side Judge: Terrence Miles (111), Field Judge: Buddy Horton (82), Back Judge: Greg Meyer (78)

	1	2	3	4	OT	TOTAL	FIELD GOALS - made ( ) & missed
INDIANAPOLIS	0	3	0	7	-	10	A. Vinatieri (22)
BALTIMORE	10	7	7	0	-	24	B. Cundiff (36)

TEAM	QTR	TIME	PLAY DESCRIPTION (extra point)	DRIVE	SCORE
Ravens	1	10:09	T. Smith 8 yd. pass from J. Flacco (B. Cundiff kick)	6-40, 3:23	0-7
Ravens	1	1:20	B. Cundiff 36 yd. Field Goal	13-66, 6:40	0-10
Ravens	2	10:07	R. Rice 6 yd. run (B. Cundiff kick)	10-69, 4:39	0-17
Colts	2	3:06	A. Vinatieri 22 yd. Field Goal	13-43, 7:01	3-17
Ravens	3	3:41	D. Pitta 7 yd. pass from J. Flacco (B. Cundiff kick)	8-63, 4:26	3-24
Colts	4	0:00	J. Tamme 13 yd. pass from D. Orlovsky (A. Vinatieri kick)	12-76, 2:18	10-24

#### TEAM STATISTICS

First Downs (total-rush-pass-penalty)  
Total Yards – Plays – Average  
Net Yards Rushing – Rushes – Average  
Net Yards Passing – Times Thrown – Yds Lost – Gross Pass.  
Passes Attempted – Completed – Intercepted  
Punts / Number – Average  
Penalties / Number – Yards  
Fumbles / Number – Lost

COLTS	RAVENS
12-1-9-2	24-11-13-0
167-57-2.9	358-70-5.1
50-16-3.1	146-37-3.9
117-4-19-136	212-2-15-227
37-17-1	31-23-1
6-4-4	3-48-3
3-15	5-40
3-0	1-1

#### INDIVIDUAL STATISTICS

**Rushing**  
Indianapolis: D. Brown 9-28-0-9LG; J. Addai 2-16-0-15LG; D. Carter 5-6-0-6LG  
Baltimore: R. Rice 26-103-1-19LG; T. Smith 1-16-0-16LG; V. Leach 3-14-0-6LG; R. Williams 7-13-0-6LG

**Receiving**  
Indianapolis: P. Garcon 5-46-0-12LG; R. Wayne 4-41-0-12LG; A. Collier 4-25-0-9LG; J. Tamme 1-13-1-13LG  
D. Clark 1-12-0-12LG; A. Hill 1-5-0-5LG; D. Brown 1-(-6)-0-(-6)LG  
Baltimore: R. Rice 6-46-0-18LG; A. Boldin 5-57-0-26LG; T. Smith 5-48-1-17LG; D. Pitta 3-29-1-16LG  
E. Dickson 2-19-0-14LG; L. Evans 1-21-0-21LG; V. Leach 1-7-0-7LG

**Passing**  
Indianapolis: D. Orlovsky 37-17-136-1-1-13LG-53.4  
Baltimore: J. Flacco 31-23-227-1-2-26LG-102.5

**Interceptions**  
Indianapolis: J. Lefeged 1-0  
Baltimore: B. Pollard 1-0

**Sacks**  
Indianapolis: D. Freaney 2-15  
Baltimore: T. Suggs 3-12; C. Redding 1-7



### GAME 14 • CHARGERS 34, RAVENS 14

Baltimore (10-4) San Diego (7-7)

Sunday, December 18, 2011 • 8:30 PM ET • Snapdragon Stadium • San Diego

Weather: 58°, Cloudy, Wind SW 7 mph • Attendance 67,242 • Time 2:42



The Ravens had a four-game winning streak stopped in San Diego when the red-hot Chargers (three wins in a row) won, 34-14. The Chargers, who gained 415 yards against the highly-ranked Ravens' defense, scored on their first five possessions of the game, including four touchdowns. San Diego RB Mike Tolbert opened the game's scoring with a 2-yard TD run that completed a 12-play, 74-yard drive. Baltimore tied the game at 7 when QB Joe Flacco hit TE Ed Dickson with a 15-yard TD throw early in the second quarter. A 45-yard Nick Novak field goal and a 1-yard TD run by RB Ryan Mathews gave the Chargers a 17-7 half-time advantage. A 28-yard TD toss from QB Philip Rivers to WR Malcolm Floyd on the opening drive of the second half made the margin 24-7. Mathews added a second TD (3 yards), and Novak made a 28-yard FG to complete the Chargers' scoring. The Ravens' final TD came with 1:55 left in the game on a Flacco-to-WR Torrey Smith 36-yard completion. Flacco was 23-of-34 for 226 yards with 2 INTs, while Rivers completed 17 of 23 passes for 270 yards and a 127.1 QB rating. Baltimore's 21-game streak of not allowing an opening-drive TD was snapped. Despite the loss, Baltimore earned a playoff berth for a franchise-record fourth straight season.

#### BALTIMORE RAVENS

##### OFFENSE

WR 82 T. Smith  
LT 78 B. McKinnie  
LG 66 B. Grubbs  
C 77 M. Birk  
RG 73 M. Yanda  
RT 74 M. Oher  
TE 84 E. Dickson  
WR 81 A. Boldin  
QB 5 J. Flacco  
FB 44 V. Leach  
RB 27 R. Rice

##### DEFENSE

DT 92 H. Ngata  
NT 62 T. Cody  
DE 93 C. Redding  
RUSH 55 T. Suggs  
WILL 53 J. McClain  
MIKE 59 R. Lewis  
SAM 95 J. Johnson  
LCB 22 J. Smith  
RCB 29 Ca. Williams  
SS 31 B. Pollard  
FS 20 E. Reed

#### SAN DIEGO CHARGERS

##### OFFENSE

TE 81 R. McMichael  
LT 78 J. Gaither  
LG 69 T. Green  
C 61 N. Hardwick  
RG 65 L. Vasquez  
RT 66 J. Clary  
TE 85 A. Gates  
WR 83 V. Jackson  
QB 17 P. Rivers  
TE 82 K. Sperry  
RB 24 R. Mathews

##### DEFENSE

RE 94 C. Liuget  
DT 71 A. Garay  
LE 92 V. Martin  
OLB 95 S. Phillips  
ILB 51 T. Spikes  
ILB 56 D. Butler  
OLB 99 T. LaBoy  
RCB 20 A. Cason  
LCB 23 Q. Jammer  
SS 28 S. Gregory  
FS 32 E. Weedle

**OFFICIALS** – Referee: Carl Cheffers (51), Umpire: Udney Wash (96), Head Linesman: Kent Payne (79), Line Judge: Thomas Symonette (100), Side Judge: Laird Hayes (125), Field Judge: Jimmy Buchanan (86), Back Judge: Todd Prukop (30)

	1	2	3	4	OT	TOTAL	FIELD GOALS - made ( ) & missed
BALTIMORE	0	7	0	7	-	14	B. Cundiff 36WR
SAN DIEGO	7	10	14	3	-	34	N. Novak (45) 37RU (28)

TEAM	QTR	TIME	PLAY DESCRIPTION (extra point)	DRIVE	SCORE
Chargers	1	4:47	M. Tolbert 2 yd. run (N. Novak kick)	12-74, 7:04	0-7
Ravens	2	13:27	E. Dickson 15 yd. pass from J. Flacco (B. Cundiff kick)	13-75, 6:20	7-7
Chargers	2	7:44	N. Novak 45 yd. Field Goal	9-53, 5:43	7-10
Chargers	2	0:19	R. Mathews 1 yd. run (N. Novak kick)	7-80, 2:52	7-17
Chargers	3	10:38	M. Floyd 28 yd. pass from P. Rivers (N. Novak kick)	8-80, 4:22	7-24
Chargers	3	4:05	R. Mathews 3 yd. run (N. Novak kick)	5-42, 2:16	7-31
Chargers	4	4:28	N. Novak 28 yd. Field Goal	14-89, 9:14	7-34
Ravens	4	1:55	T. Smith 36 yd. pass from J. Flacco (B. Cundiff kick)	8-55, 2:33	14-34

#### TEAM STATISTICS

First Downs (total-rush-pass-penalty)  
Total Yards – Plays – Average  
Net Yards Rushing – Rushes – Average  
Net Yards Passing – Times Thrown – Yds Lost – Gross Pass.  
Passes Attempted – Completed – Intercepted  
Punts / Number – Average  
Penalties / Number – Yards  
Fumbles / Number – Lost

RAVENS	CHARGERS
19-6-12-1	23-8-14-1
290-56-5.2	415-60-6.9
89-14-6.4	146-37-3.9
201-7-43-244	270-0-0-270
35-24-2	23-17-0
2-56.0	0-0.0
3-25	3-35
1-0	1-0

#### INDIVIDUAL STATISTICS

**Rushing**  
Baltimore: R. Rice 10-57-0-22LG; R. Williams 3-20-0-8LG; J. Flacco 1-12-0-12LG  
San Diego: R. Mathews 26-90-2-24LG; M. Tolbert 8-40-1-22LG; V. Jackson 1-9-0-9LG; J. Hester 2-6-0-4LG

**Receiving**  
Baltimore: R. Rice 9-55-0-24LG; T. Smith 6-77-1-36LG; E. Dickson 3-36-1-15LG; D. Pitta 3-25-0-11LG  
A. Boldin 2-51-0-33LG; R. Williams 1-0-0-0LG  
San Diego: M. Floyd 5-96-1-28LG; V. Jackson 3-84-0-58LG; A. Gates 2-31-0-20LG; R. Mathews 2-19-0-13LG  
M. Tolbert 2-18-0-11LG; R. McMichael 2-9-0-9LG; V. Brown 1-13-0-13LG

**Passing**  
Baltimore: J. Flacco 34-23-226-2-2-36LG-81.2; T. Taylor 1-1-18-0-0-18LG-118.8  
San Diego: P. Rivers 23-17-270-0-1-58LG-127.1

**Interceptions**  
Baltimore: None  
San Diego: T. Spikes 1-45; S. Phillips 1-0

**Sacks**  
Baltimore: None  
San Diego: A. Barnes 4-23; T. Harris 1-8; C. Liuget 1-3; A. Garay .5-4.5; S. Phillips .5-4.5



2011 GAME SUMMARIES



# GAME 15 • RAVENS 20, BROWNS 14

Baltimore (11-4) Cleveland (4-11)  
Saturday, December 24, 2011 • 1:03 PM ET • M&T Bank Stadium • Baltimore  
Weather: 44°, Sunny, Wind NW 10 mph • Attendance 71,083 • Time 2:58



After jumping out to a 20-0 lead in the third quarter, the Ravens held on for a 20-14 victory over the Browns at M&T Bank Stadium. The win completed the first undefeated regular season (8-0) at home for the Ravens. Baltimore stopped the Browns' opening series of the game when CB Lardarius Webb stole QB Seneca Wallace's pass to set up a 3-play, 64-yard Ravens' touchdown drive that finished with a QB Joe Flacco-to-TE Ed Dickson 5-yard touchdown. A 48-yard K Shayne Graham field goal gave the Ravens a 10-0 first-quarter lead. Flacco's 42-yard TD toss to RB Ray Rice made the score 17-0 at the half. Graham's 43-yard FG produced the 20-0 margin before Cleveland's ace return specialist Joshua Cribbs returned a punt 84 yards for a TD to make the score 20-7 after three quarters. Wallace then found TE Evan Moore for a 6-yard TD throw and a 20-14 score with 8:22 left in the game. An encroachment penalty against Browns rookie DT Phil Taylor on a fourth-and-2 at the Cleveland 37 with two minutes left in the game allowed the Ravens to run out the clock. Baltimore held the Cleveland offense to 256 yards. Flacco led the Ravens' attack, completing 11 of 24 passes for 132 yards with 1 INT. Rice rushed for 87 yards on 23 carries and caught a team-high 3 passes for 48 more. RB Ricky Williams added 45 rushing yards, and WR Torrey Smith caught 2 for 38 yards. Browns RB Peyton Hillis ran for 112 yards (24 rushes), while Wallace was 19-of-33 for 147 yards.

### CLEVELAND BROWNS

**OFFENSE**  
WR 15 G. Little  
LT 73 J. Thomas  
LG 62 J. Pinkston  
C 55 A. Mack  
RG 66 S. Lauvaio  
RT 79 T. Pashos  
WR 11 M. Massaquoi  
TE 84 J. Cameron  
TE 89 E. Moore  
QB 6 S. Wallace  
RB 40 P. Hillis

**DEFENSE**  
LE 97 J. Sheard  
DT 98 P. Taylor  
DT 71 A. Rubin  
RE 92 J. Mitchell  
SLB 51 C. Gocong  
MLB 52 D. Jackson  
WLB 56 K. Maivia  
LCB 23 J. Haden  
RCB 24 S. Brown  
FS 20 M. Adams  
SS 28 U. Young

### BALTIMORE RAVENS

**OFFENSE**  
WR 82 T. Smith  
LT 78 B. McKinnie  
LG 66 B. Grubbs  
C 77 M. Birk  
RG 73 M. Yanda  
RT 74 M. Oher  
TE 84 E. Dickson  
WR 83 L. Evans  
QB 5 J. Flacco  
FB 44 V. Leach  
RB 27 R. Rice

**DEFENSE**  
DT 92 H. Ngata  
NT 62 T. Cody  
DE 97 A. Jones  
RUSH 55 T. Suggs  
WILL 53 J. McClain  
MLB 52 R. Lewis  
SAM 95 J. Johnson  
RCB 29 Ca. Williams  
LCB 21 L. Webb  
SS 31 B. Pollard  
FS 20 E. Reed

**OFFICIALS** - Referee: James Coleman (95), Umpire: Roy Ellison (81), Head Linesman: Ed Camp (134), Line Judge: Michael Spanier (90), Side Judge: Rick Patterson (15), Field Judge: Greg Gautreaux (80), Back Judge: Greg Yette (38)

	1	2	3	4	OT	TOTAL	FIELD GOALS - made ( ) & missed
CLEVELAND	0	0	7	7	-	14	None
BALTIMORE	10	7	3	0	-	20	S. Graham (48, 43)

TEAM	QTR	TIME	PLAY DESCRIPTION (extra point)	DRIVE	SCORE
Ravens	1	9:12	E. Dickson 5 yd. pass from J. Flacco (S. Graham kick)	3-64, 1:01	0-7
Ravens	1	0:58	S. Graham 48 yd. Field Goal	11-62, 5:09	0-10
Ravens	2	8:57	R. Rice 42 yd. pass from J. Flacco (S. Graham kick)	9-82, 4:53	0-17
Ravens	3	5:50	S. Graham 43 yd. Field Goal	7-33, 3:12	0-20
Browns	3	3:07	J. Cribbs 84 yd. punt return (P. Dawson kick)		7-20
Browns	4	8:22	E. Moore 6 yd. pass from S. Wallace (P. Dawson kick)	12-80, 5:45	14-20

### TEAM STATISTICS

First Downs (total-rush-pass-penalty)  
Total Yards - Plays - Average  
Net Yards Rushing - Rushes - Average  
Net Yards Passing - Times Thrown - Yds Lost - Gross Pass.  
Passes Attempted - Completed - Intercepted  
Punts / Number - Average  
Penalties / Number - Yards  
Fumbles / Number - Lost

### BROWNS

18-6-10-2  
256-60-4.3  
117-25-4.7  
139-2-8-147  
33-19-1  
6-41.8  
6-95  
0-0

### RAVENS

15-7-6-2  
284-62-4.6  
162-37-4.4  
122-1-10-132  
24-11-1  
5-44.6  
5-51  
1-0

### INDIVIDUAL STATISTICS

**Rushing**  
Cleveland: P. Hillis 24-112-0-15LG; S. Wallace 1-5-0-5LG  
Baltimore: R. Rice 23-87-0-11LG; R. Williams 10-45-0-14LG; J. Flacco 4-30-0-33LG

**Receiving**  
Cleveland: E. Moore 5-35-1-11LG; G. Little 4-40-0-12LG; J. Cribbs 2-28-0-23; M. Massaquoi 2-17-0-9LG  
C. Mitchell 2-12-0-6LG; P. Hillis 2-0-0-0LG; C. Ogbonnaya 1-12-0-12LG; J. Cameron 1-3-0-3LG  
Baltimore: R. Rice 3-48-1-42LG; T. Smith 2-38-0-29LG; R. Williams 2-21-0-18LG  
E. Dickson 2-14-1-9LG; V. Leach 2-11-0-6LG

**Passing**  
Cleveland: S. Wallace 33-19-147-1-1-23LG-66.1  
Baltimore: J. Flacco 24-11-132-1-2-42LG-73.6

**Interceptions**  
Cleveland: S. Brown 1-0  
Baltimore: L. Webb 1-4

**Sacks**  
Cleveland: A. Rubin 1-10  
Baltimore: B. Ayanbadejo 1-7; P. Kruger 1-1



# GAME 16 • RAVENS 24, BENGALS 16

Baltimore (12-4) Cincinnati (9-7)  
Sunday, January 1, 2012 • 4:16 PM ET • Paul Brown Stadium • Cincinnati  
Weather: 42°, Cloudy, Wind W 19 mph • Attendance 63,439 • Time 2:59



The Ravens' defense thwarted a Hail Mary attempt by the Bengals in the game's final seconds to hold on and beat Cincinnati by a final of 24-16 at Paul Brown Stadium. The victory secured Baltimore's first AFC North Division crown since 2006, a first-round bye and the franchise's first undefeated (6-0) season within division play. The Ravens got off to a fast start when RB Ray Rice ran for a 70-yard touchdown on the game's fourth play from scrimmage to give Baltimore a 7-0 lead. Ravens K Billy Cundiff and Bengals K Mike Nugent traded first-quarter field goals (42 and 46 yards, respectively), and a 9-yard QB Joe Flacco-to-TE Dennis Pitta TD right before halftime gave Baltimore a 17-3 advantage. RB Bernard Scott scored on a 25-yard run for Cincinnati in the third quarter, and Nugent added another 46-yard FG to make it 17-13. On the Bengals' next possession, Ravens OLB Terrell Suggs forced a crucial fumble that was recovered by S Bernard Pollard, setting up another long TD run from Rice (51 yards) and pushing the Ravens' lead to 24-13. Nugent would add a 23-yarder with under three minutes remaining to make the final 24-16. Rice's 191 rushing yards gave him an NFL-high 2,068 yards from scrimmage, while Pitta added 6 receptions for 62 yards and a TD. RB Ricky Williams eclipsed the 10,000-yard rushing mark in his career, while Suggs' 7th FF of the season set a Ravens' record.

### BALTIMORE RAVENS

**OFFENSE**  
WR 82 T. Smith  
LT 78 B. McKinnie  
LG 66 B. Grubbs  
C 77 M. Birk  
RG 73 M. Yanda  
RT 74 M. Oher  
TE 88 D. Pitta  
TE 84 E. Dickson  
QB 5 J. Flacco  
FB 44 V. Leach  
RB 27 R. Rice

**DEFENSE**  
DT 92 H. Ngata  
NT 62 T. Cody  
DE 93 C. Redding  
RUSH 55 T. Suggs  
WILL 53 J. McClain  
MIKE 52 R. Lewis  
SAM 95 J. Johnson  
LCB 21 L. Webb  
RCB 29 Ca. Williams  
SS 31 B. Pollard  
FS 20 E. Reed

### CINCINNATI BENGALS

**OFFENSE**  
WR 89 J. Simpson  
LT 77 A. Whitworth  
LG 62 N. Livings  
C 64 K. Cook  
RG 66 M. McGlynn  
RT 71 A. Smith  
TE 84 J. Gresham  
WR 18 A. Green  
QB 14 A. Dalton  
HB 32 C. Benson  
TE 86 D. Lee

**DEFENSE**  
LDE 91 R. Geathers  
NT 94 D. Peko  
DT 97 G. Atkins  
RDE 92 F. Rucker  
SLB 99 M. Lawson  
MLB 58 R. Mauluga  
WLB 53 T. Howard  
LCB 22 N. Clements  
SS 42 C. Crocker  
FS 20 R. Nelson  
RCB 24 A. Jones

**OFFICIALS** - Referee: Tony Corrente (99), Umpire: Fred Bryan (11), Head Linesman: John McGrath (5), Line Judge: Darryll Lewis (130), Side Judge: Allen Baynes (56), Field Judge: Gary Cavalletto (60), Back Judge: Gregory Wilson (119)

	1	2	3	4	OT	TOTAL	FIELD GOALS - made ( ) & missed
BALTIMORE	10	7	0	7	-	24	B. Cundiff (42)
CINCINNATI	3	0	7	6	-	16	M. Nugent (46) 36WR (46, 23)

TEAM	QTR	TIME	PLAY DESCRIPTION (extra point)	DRIVE	SCORE
Ravens	1	12:58	R. Rice 70 yd. run (B. Cundiff kick)	4-80, 2:02	7-0
Ravens	1	6:45	B. Cundiff 42 yd. Field Goal	7-54, 4:26	10-0
Bengals	1	3:02	M. Nugent 46 yd. Field Goal	9-43, 3:43	10-3
Ravens	2	0:11	D. Pitta 9 yd. pass from J. Flacco (B. Cundiff kick)	11-80, 4:52	17-3
Bengals	3	3:26	B. Scott 25 yd. run (M. Nugent kick)	5-48, 1:55	17-10
Bengals	4	12:35	M. Nugent 46 yd. Field Goal	10-32, 3:52	17-13
Ravens	4	5:41	R. Rice 51 yd. run (B. Cundiff kick)	3-60, 1:34	24-13
Bengals	4	2:39	M. Nugent 23 yd. Field Goal	9-75, 3:02	24-16

### TEAM STATISTICS

First Downs (total-rush-pass-penalty)  
Total Yards - Plays - Average  
Net Yards Rushing - Rushes - Average  
Net Yards Passing - Times Thrown - Yds Lost - Gross Pass.  
Passes Attempted - Completed - Intercepted  
Punts / Number - Average  
Penalties / Number - Yards  
Fumbles / Number - Lost

### RAVENS

15-7-5-3  
347-52-6.7  
221-32-6.9  
126-1-4-130  
19-15-0  
7-46.7  
7-59  
0-0

### BENGALS

19-6-11-2  
336-69-4.9  
105-24-4.4  
231-1-1-232  
44-22-0  
4-53.5  
4-35  
1-1

### INDIVIDUAL STATISTICS

**Rushing**  
Baltimore: R. Rice 24-191-2-70LG; R. Williams 6-28-0-10LG; V. Leach 1-1-0-1LG; J. Flacco 1-1-0-1LG  
Cincinnati: C. Benson 13-51-0-12LG; B. Scott 6-34-1-25LG; A. Dalton 4-17-0-13LG; A. Hawkins 1-3-0-3LG

**Receiving**  
Baltimore: D. Pitta 6-62-1-39LG; T. Smith 5-33-0-13LG; R. Rice 2-8-0-5LG; E. Dickson 1-20-0-20LG  
Cincinnati: V. Leach 1-7-0-7LG  
J. Gresham 5-72-0-31LG; J. Simpson 5-54-0-23LG; A. Hawkins 3-34-0-26LG; A. Green 2-26-0-18LG  
B. Leonard 2-19-0-16LG; C. Benson 2-10-0-6LG; D. Lee 2-9-0-6LG; B. Scott 1-8-0-8LG

**Passing**  
Baltimore: J. Flacco 19-15-130-0-1-39LG-112.7  
Cincinnati: A. Dalton 44-22-232-0-0-31LG-65.7

**Interceptions**  
Baltimore: None  
Cincinnati: None

**Sacks**  
Baltimore: T. Suggs 1-1  
Cincinnati: C. Dunlap 5-2; M. Johnson 5-2



2011 GAME SUMMARIES





**– PLAYER BIOS –**



# 35

# ANTHONY ALLEN

**RUNNING BACK | 6-1 | 230**

**COLLEGE: GEORGIA TECH**

**EXP. (NFL/RAVENS): ROOKIE**

**HS: JESUIT (TAMPA, FL)**

**GP/GS (PLAYOFFS): 5/0 (0/0)**

**BORN: 8/6/88, TAMPA, FL**

**2011 SEASON HIGHLIGHTS:** Saw action in five games, totaling 3 rushes for 8 yards as a rookie...Missed nine games due to a thigh injury

- Saw action on special teams in the 34-17 victory in **game 4 vs. NYJ (10/2)**
- Recorded his first-career NFL carry (finished with 3 attempts for 8 yards) in **game 3 at STL (9/25)**
- Played on special teams, but did not record a tackle in **game 2 at Ten. (9/18)**
- Saw action in his first-career NFL game on special teams in the 35-7 victory in the **season opener vs. Pit. (9/11)**

**CAREER HIGHLIGHTS:**

- Recorded his first-career NFL carry (finished with 3 attempts for 8 yards) in game 3 at STL (9/25/11)
- Played in his first-career NFL game vs. Pit. (9/11/11)

**2011 POSTSEASON HIGHLIGHTS:** Was a game-day inactive for both playoff games

**2011 Game-by-Game Ravens**

Date/Opp.	Rushing					Receiving				
	No.	Yds	Avg.	LG	TD	Rec.	Yds	Avg.	LG	TD
9/11 vs. Pit.	SAW ACTION ON SPECIAL TEAMS									
9/18 @ Ten.	SAW ACTION ON SPECIAL TEAMS									
9/25 @ STL	3	8	2.7	3	0	0	0	0.0	0	0
10/2 vs. NYJ	SAW ACTION ON SPECIAL TEAMS									
10/16 vs. Hou.	SAW ACTION ON SPECIAL TEAMS									
10/24 @ Jax.	INACTIVE - THIGH									
10/30 vs. Ari.	INACTIVE - THIGH									
11/6 @ Pit.	INACTIVE - THIGH									
11/13 @ Sea.	INACTIVE - THIGH									
11/20 vs. Cin.	INACTIVE - THIGH									
11/24 vs. SF	INACTIVE - THIGH									
12/4 @ Cle.	INACTIVE - THIGH									
12/11 vs. Ind.	INACTIVE - THIGH									
12/18 @ SD	INACTIVE - THIGH									
12/24 vs. Cle.	INACTIVE									
1/1/12 @ Cin.	INACTIVE									
<b>Totals</b>	<b>3</b>	<b>8</b>	<b>2.7</b>	<b>3</b>	<b>0</b>	<b>0</b>	<b>0</b>	<b>0.0</b>	<b>0</b>	<b>0</b>
<b>Playoffs</b>										
1/15/12 vs. Hou.	INACTIVE									
1/22/12 @s NE	INACTIVE									
<b>Totals</b>	<b>0</b>	<b>0</b>	<b>0.0</b>	<b>0</b>	<b>0</b>	<b>0</b>	<b>0</b>	<b>0.0</b>	<b>0</b>	<b>0</b>

## 35 ANTHONY ALLEN

**REGULAR SEASON**

Year	Teams	GP	GS	RUSHING					RECEIVING				
				No.	Yds.	Avg.	LG	TD	No.	Yds.	Avg.	LG	TD
2011	Baltimore	5	0	3	8	2.7	3	0	0	0	0.0	0	0
<b>Totals</b>		<b>5</b>	<b>0</b>	<b>3</b>	<b>8</b>	<b>2.7</b>	<b>3</b>	<b>0</b>	<b>0</b>	<b>0</b>	<b>0.0</b>	<b>0</b>	<b>0</b>

**CAREER SINGLE-GAME HIGHS (REGULAR SEASON)**

<p><b>RUSHING</b></p> <p><b>Carries:</b> 3 (9/25/11 at STL)</p> <p><b>Yardage:</b> 8 (9/25/11 at STL)</p> <p><b>Long Gain:</b> 3 (9/25/11 at STL)</p> <p><b>Touchdowns:</b> None</p>	<p><b>RECEIVING</b></p> <p><b>Receptions:</b> None</p> <p><b>Yardage:</b> None</p> <p><b>Long Gain:</b> None</p> <p><b>Touchdowns:</b> None</p>
--	---

**POSTSEASON**

Year	Teams	GP	GS	RUSHING					RECEIVING				
				No.	Yds.	Avg.	LG	TD	No.	Yds.	Avg.	LG	TD
2011	Baltimore	0	0	0	0	0.0	0	0	0	0	0.0	0	0
<b>Totals</b>		<b>0</b>	<b>0</b>	<b>0</b>	<b>0</b>	<b>0.0</b>	<b>0</b>	<b>0</b>	<b>0</b>	<b>0</b>	<b>0.0</b>	<b>0</b>	<b>0</b>

# 51

# BRENDON AYANBADEJO

LINEBACKER | 6-1 | 225

COLLEGE: UCLA

HS: SANTA CRUZ (CA)

BORN: 9/6/76, CHICAGO, IL

EXP. (NFL/RAVENS): 9/4

GP/GS (PLAYOFFS): 126/4 (11/0)

**2011 SEASON HIGHLIGHTS:** Saw action in all 16 games, finishing second on the team with 9 special teams tackles...Also recorded career highs from scrimmage with 27 tackles, 1.5 sacks, 2 PD and 1 FR for the NFL's third-ranked defense (288.9 ypg)

- Posted 4 solo tackles and a sack (-7 yards) in the 20-14 victory in **game 15 vs. Cle. (12/24)**
- Produced 4 solo tackles for a defense that recorded a franchise-record-tying 9 sacks in the 16-6 victory in **game 11 vs. SF (11/24)**
- Recorded a half-sack from scrimmage and 2 special teams tackles in **game 6 at Jax. (10/24)**
- Subbed and recorded 3 tackles (2 solo) from scrimmage in **game 2 at Ten. (9/18)**

**2011 POSTSEASON HIGHLIGHTS:** Saw action in both playoff games, posting 2 tackles from scrimmage and 1 special teams stop

- Recorded 2 tackles from scrimmage and a special teams stop in the **AFC Championship at NE (1/22/12)**

### CAREER HIGHLIGHTS:

- Owns 173 special teams stops
- Has led or shared the team lead in special teams tackles in six of his nine seasons
- Posted a career-high 7 tackles from scrimmage at SD (9/20/09) and vs. NE (12/20/04)
- Also played in the CFL for the Winnipeg Blue Bombers (2000), Toronto Argonauts ('00) and the British Columbia Lions ('02)

### CAREER HONORS:

- Three-time Pro Bowler (2006-08) and three-time alternate (2004-05, 2011) as a special teams performer
- *Pro Football Weekly/Pro Football Writers Association* All-NFL (2006 and 2008)
- *Pro Football Weekly/Pro Football Writers Association* All-NFC (2006)
- All-Pro by *ESPN.com* and *Sports Illustrated* (2005)
- AFC Defensive Player of the Week (Week 3, 2009)

2011 Game-by-Game Defense									
Ravens									
Date/Opp.	TT	Solo	As	Sacks	INT	PD	FF	FR	
9/11 vs. Pit.	1	1	0	0-0	0-0	0	0	0	
9/18 @ Ten.	3	2	1	0-0	0-0	0	0	0	
9/25 @ STL	0	0	0	0-0	0-0	0	0	0	
10/2 vs. NYJ	1	1	0	0-0	0-0	1	0	0	
10/16 vs. Hou.	4	3	1	0-0	0-0	0	0	0	
10/24 @ Jax.	1	0	1	0.5-2	0-0	0	0	0	
10/30 vs. Ari.	0	0	0	0-0	0-0	0	0	0	
11/6 @ Pit.	1	1	0	0-0	0-0	0	0	0	
11/13 @ Sea.	1	1	0	0-0	0-0	0	0	0	
11/20 vs. Cin.	4	4	0	0-0	0-0	0	0	1	
11/24 vs. SF	4	4	0	0-0	0-0	0	0	0	
12/4 @ Cle.	0	0	0	0-0	0-0	1	0	0	
12/11 vs. Ind.	1	1	0	0-0	0-0	0	0	0	
12/18 @ SD	2	1	1	0-0	0-0	0	0	0	
12/24 vs. Cle.	4	4	0	1-7	0-0	0	0	0	
1/1/12 @ Cin.	0	0	0	0-0	0-0	0	0	0	
<b>Totals</b>	<b>27</b>	<b>23</b>	<b>4</b>	<b>1.5-9</b>	<b>0-0</b>	<b>2</b>	<b>0</b>	<b>1</b>	
Playoffs									
1/15/12 vs. Hou.	0	0	0	0-0	0-0	0	0	0	
1/22/12 @ NE	2	0	2	0-0	0-0	0	0	0	
<b>Totals</b>	<b>2</b>	<b>0</b>	<b>2</b>	<b>0-0</b>	<b>0-0</b>	<b>0</b>	<b>0</b>	<b>0</b>	

2011 Game-by-Game Special Teams							
Ravens							
Date/Opp.	TT	Solo	As	FF	FR	BK	
9/11 vs. Pit.	1	1	0	0	0	0	
9/18 @ Ten.	0	0	0	0	0	0	
9/25 @ STL	1	1	0	0	0	0	
10/2 vs. NYJ	0	0	0	0	1	0	
10/16 vs. Hou.	0	0	0	0	0	0	
10/24 @ Jax.	2	2	0	0	0	0	
10/30 vs. Ari.	1	1	0	0	0	0	
11/6 @ Pit.	0	0	0	0	0	0	
11/13 @ Sea.	0	0	0	0	0	0	
11/20 vs. Cin.	0	0	0	0	0	0	
11/24 vs. SF	0	0	0	0	0	0	
12/4 @ Cle.	1	1	0	0	0	0	
12/11 vs. Ind.	2	2	0	0	0	0	
12/18 @ SD	0	0	0	0	0	0	
12/24 vs. Cle.	0	0	0	0	0	0	
1/1/12 @ Cin.	1	1	0	0	0	0	
<b>Totals</b>	<b>9</b>	<b>9</b>	<b>0</b>	<b>0</b>	<b>1</b>	<b>0</b>	
Playoffs							
1/15/12 vs. Hou.	0	0	0	0	0	0	
1/22/12 @ NE	1	1	0	0	0	0	
<b>Totals</b>	<b>1</b>	<b>1</b>	<b>0</b>	<b>0</b>	<b>0</b>	<b>0</b>	

# 51 BRENDON AYANBADEJO

## 51 BRENDON AYANBADEJO

### REGULAR SEASON

Year	Team	GP	GS	TACKLES				Yards	INTERCEPTIONS					FUMBLES				
				TT	Solo	Asst	SK		No	Yds.	Lg	TDs	PD	FF	FR	Yds.		
2003	Miami	16	0	0	0	0	0	0	0	0	0	0	0	0	0	0	0	0
2004	Miami	16	2	20	9	11	0	0	1	2	2	0	1	0	0	0	0	0
2005	Chicago	16	0	11	6	5	0	0	0	0	0	0	0	0	0	0	0	0
2006	Chicago	16	1	11	6	5	0	0	0	0	0	0	0	0	0	0	0	0
2007	Chicago	16	0	2	2	0	0	0	0	0	0	0	0	0	0	0	0	0
2008	Baltimore	16	0	2	1	1	1	9	0	0	0	0	0	0	0	0	0	0
2009	Baltimore	4	1	22	14	8	1	5	1	0	0	0	1	0	0	0	0	0
2010	Baltimore	10	0	2	2	0	0	0	0	0	0	0	0	1	0	0	0	0
2011	Baltimore	16	0	27	23	4	1.5	9	0	0	0	0	2	0	1	0	0	0
<b>Totals</b>		<b>126</b>	<b>4</b>	<b>97</b>	<b>63</b>	<b>34</b>	<b>3.5</b>	<b>23</b>	<b>2</b>	<b>2</b>	<b>2</b>	<b>0</b>	<b>4</b>	<b>1</b>	<b>1</b>	<b>0</b>	<b>0</b>	<b>0</b>

**SPECIAL TEAMS TACKLES (173):** 2003 (19); 2004 (23); 2005 (28); 2006 (28); 2007 (26); 2008 (30); 2009 (6); 2010 (4); 2011 (9)

### CAREER SINGLE-GAME HIGHS (REGULAR SEASON)

**Total Tackles:** 7 3 times (last: 9/20/09 at SD)  
**Sacks:** 1 3 times (last: 12/24/11 vs. Cle.)  
**Forced Fumbles:** 1 (11/7/10 vs. Mia.)  
**Passes Defensed:** 1 2 times (last: 9/27/09 vs. Cle.)

**Solo Tackles:** 5 (9/20/09 at SD)  
**INTs:** 1 2 times (last: 9/27/09 vs. Cle.)  
**Fumble Recoveries:** None

### POSTSEASON

Year	Team	GP	GS	TACKLES				Yards	INTERCEPTIONS					FUMBLES				
				TT	Solo	Asst	SK		No	Yds.	Lg	TDs	PD	FF	FR	Yds.		
2005	Chicago	1	0	0	0	0	0	0	0	0	0	0	0	0	0	0	0	0
2006	Chicago	3	0	0	0	0	0	0	0	0	0	0	0	0	0	0	0	0
2008	Baltimore	3	0	0	0	0	0	0	0	0	0	0	0	0	0	0	0	0
2009	Baltimore			INJURED RESERVE - THIGH														
2010	Baltimore	2	0	0	0	0	0	0	0	0	0	0	0	0	0	0	0	0
2011	Baltimore	2	0	2	0	2	0	0	0	0	0	0	0	0	0	0	0	0
<b>Totals</b>		<b>11</b>	<b>0</b>	<b>2</b>	<b>0</b>	<b>2</b>	<b>0</b>	<b>0</b>	<b>0</b>	<b>0</b>	<b>0</b>	<b>0</b>	<b>0</b>	<b>0</b>	<b>0</b>	<b>0</b>	<b>0</b>	<b>0</b>

# 77

## MATT BIRK

CENTER | 6-4 | 310

COLLEGE: HARVARD

HS: CRETIN-DERHAM HALL (ST. PAUL, MN)

BORN: 7/23/76, ST. PAUL, MN

EXP. (NFL/RAVENS): 14/3

GP/GS (PLAYOFFS): 194/173 (14/11)

**2011 SEASON HIGHLIGHTS: (GP/GS: 16/16)** Helped pave the way for RB Ray Rice to score a franchise-record 15 total TDs (12 rushing and 3 receiving) and rush for a career-high 1,364 yards, part of 1,996 rushing yards by the Ravens in 2011...Rice led the league with 2,068 yards from scrimmage...Also helped protect QB Joe Flacco, allowing him to throw for 3,610 yards and 20 TDs

- Started at center and helped RB Ray Rice rush for 191 yards and 2 TDs, including a career-long 70-yarder, in the 24-16 victory in the **season finale at Cin. (1/1/12)**...The win wrapped up the AFC North Division Championship and the Ravens' first-ever sweep of the division
- Started at center and helped the Ravens rush for 290 yards (third most in franchise history), including a career-high 204 yards by RB Ray Rice (fourth most in franchise history), in the 24-10 victory in **game 12 at Cle. (12/4)**...The Ravens racked up 448 total yards and 24 first downs against the Browns
- Started at center and helped the Ravens gain 356 yards, including a 92-yard game-winning TD drive with 8 seconds remaining, in the 23-20 win in **game 8 at Pit. (11/6)**...The Ravens converted a franchise-record 14 of 21 third-down attempts (66.7%) against the Steelers
- Started at center and helped Flacco establish career highs in both completions (31) and attempts (51) for 336 yards in the 30-27 victory in **game 7 vs. Ari. (10/30)**...Also helped pave the way for RB Ray Rice to rush for a career-high 3 TDs
- Started at center and helped the Ravens produce a franchise-record 553 total yards, including a career-high 389 passing yards and 3 TDs from QB Joe Flacco, in the 37-7 victory in **game 3 at STL (9/25)**
- Started at center and helped pave the way for the Ravens to post 385 total yards, including 215 yards and 3 TDs passing and 170 yards (5.5 avg.) and 1 TD rushing, in the 35-7 victory in the **season opener vs. Pit. (9/11)**

**2011 POSTSEASON HIGHLIGHTS: (GP/GS: 2/2)** Started both playoff games and helped protect QB Joe Flacco, allowing him to set postseason career highs with 482 yards (36-of-63 passing), with 4 TDs and a 96.1 QB rating

- Started at center and helped protect Flacco, allowing him time to complete 22 of 36 passes for a postseason franchise-record 306 yards, 2 TDs and 1 INT for a 95.4 QB rating in the **AFC Championship at NE (1/22/12)**...Ravens set a playoff franchise record with 398 total yards against the Patriots
- Started at center and helped protect Flacco, allowing him to throw for 176 yards, 2 TDs and no INTs in the 20-13 victory in the **Divisional Playoff vs. Hou. (1/15/12)**

### CAREER HIGHLIGHTS:

- Has started 96 consecutive games, the NFL's second-longest active streak among centers
- Helped the Ravens post 5,619 total yards (second-highest total in franchise history) in 2009
- Helped the Ravens tie a franchise record for points (391 in 2003) and also set a record for most TDs scored (47) in 2009... Ravens also added a team-record 22 rushing TDs
- Helped pave the way for the Vikings' offense to rank No. 1 in the NFL for the first time in franchise history (2003 – 393.4 ypg)
- Helped Minnesota's RB Adrian Peterson become the first Vikings' RB to lead the NFL in rushing (1,760 yards in 2008)

### CAREER HONORS:

- Walter Payton NFL Man of the Year (2011)
- Six-time Pro Bowler (2000-01, 2003-04 and 2006-07)
- Named to *USA Today Sports Weekly's* All-Decade (2000s) Team
- *The Sporting News* All-Pro (2003)
- *Associated Press* second-team All-Pro (2003)
- *Pro Football Weekly's* All-NFC (2000 and 2003)

# 81

## ANQUAN BOLDIN

WIDE RECEIVER | 6-1 | 223

COLLEGE: FLORIDA STATE

EXP. (NFL/RAVENS): 9/2

HS: PAHOKEE (FL)

GP/GS (PLAYOFFS): 125/122 (7/7)

BORN: 10/3/80, PAHOKEE, FL

**2011 SEASON HIGHLIGHTS:** Started 14 games (missed the final two games of the season with a knee injury) and finished second on the team with 57 receptions for a team-leading 887 yards and 3 TDs...Recorded the 700th reception of his career (at Cle. 12/4) in his 123rd game (third fastest all time: Marvin Harrison - 114 and Andre Johnson - 120)

- Recorded the 700th reception of his career, part of 2 receptions for 32 yards, in the 24-10 victory in **game 12 at Cle. (12/4)**... Boldin reached the milestone in his 123rd game (third fastest all time: Marvin Harrison - 114 and Andre Johnson - 120)
- Led the team with 7 receptions for 88 yards, including 4 catches for 51 yards on the Ravens' game-winning 92-yard drive, in the 23-20 win in **game 8 at Pit. (11/6)**
- Led the team with 7 receptions for a season-high 145 yards (32nd-career 100-yard receiving game) in the 30-27 victory in **game 7 vs. Ari. (10/30)**...Produced 5 catches for 117 yards in the second half, sparking a Ravens' franchise-record 21-point comeback

**2011 POSTSEASON HIGHLIGHTS:** Started both playoff games and led the Ravens with 10 receptions for 174 yards (17.4 avg.) and 1 TD

- Led the team with 6 receptions for a postseason career-high 101 yards (second 100-yard receiving game in Ravens postseason history) for an offense that produced a playoff franchise-record 398 yards in the **AFC Championship at NE (1/22/12)**
- Led the team with 4 receptions for 73 yards and 1 TD in the 20-13 victory in the **Divisional Playoff vs. Hou. (1/15/12)**

### CAREER HIGHLIGHTS:

- Is the fastest player in NFL history to record 600 career receptions, reaching the milestone on 9/26/10 vs. Cle. in his 98th career game, four games faster than the Colts' Marvin Harrison (102 games)
- Also holds the NFL record for the fastest to tally 500 career receptions, reaching the milestone on 12/14/08 vs. Min. in his 80th career game, nine games faster than Denver's Lionel Taylor (89 games)
- Was the fastest in NFL history to reach 400 career receptions, connecting against Atlanta (12/23/07) in his 67th career game, five games faster than the previous record holder (Hall of Famer Kellen Winslow Sr.)
- Recorded the 700th reception of his career at Cle. (12/4/11), reaching the milestone in his 123rd game (third fastest all time: Marvin Harrison - 114 and Andre Johnson - 120)
- Finished his Cardinals career as the franchise's all-time receptions leader (586, since broken by Larry Fitzgerald)...Also ranks third in receiving yards (7,520) and fifth in receiving TDs (44)
- Along with Larry Fitzgerald (2005, 2007-09) and Mel Gray (1974-77), Boldin is one of three WRs in Cardinals franchise history with three or more Pro Bowl selections
- In 2003, set NFL rookie records for the most pass receptions (101), most receiving yards in the first game of a career (217) and the Cardinals' then-single-season receptions record (101) en route to Offensive Rookie of the Year honors
- Reached the 4,000-yard receiving mark in his 48th career game and became the third-fastest player in NFL history to reach the milestone behind Lance Alworth (42) and Randy Moss (47); Charley Hennigan and Jerry Rice also did it in 48 games
- Despite missing two games in the middle of the 2005 season, caught 102 passes, breaking his previous personal best and franchise record of 101 (2003)
- Boldin joined Pro Football Hall of Famer James Lofton (1978) and Terrell Owens (2004) as the only players in NFL history with 3 TDs receptions in the first home game of a season with a new team
- Won his first Player of the Week Award (Week 3, 2010); He was the first Baltimore wide receiver to win Offensive Player of the Week since Qadry Ismail in 1999 (Week 14)

### CAREER HONORS:

- Three-time Pro Bowler (2003, 2006 and 2008)
- AFC Offensive Player of the Week (Week 3, 2010)
- NFL Offensive Rookie of the Year (2003)

# 81 ANQUAN BOLDIN

## 2011

### Game-by-Game Ravens

Date/Opp.	Receiving					Rushing				
	No.	Yds	Avg.	LG	TD	Rec.	Yds	Avg.	LG	TD
9/11 vs. Pit.	4	74	18.5	27t	1	0	0	0.0	0	0
9/18 @ Ten.	3	46	15.3	20	0	0	0	0.0	0	0
9/25 @ STL	7	74	10.6	21	0	0	0	0.0	0	0
10/2 vs. NYJ	1	28	28.0	28	0	0	0	0.0	0	0
10/16 vs. Hou.	8	132	16.5	56	0	0	0	0.0	0	0
10/24 @ Jax.	4	40	10.0	14	1	0	0	0.0	0	0
10/30 vs. Ari.	7	145	20.7	37	0	0	0	0.0	0	0
11/6 @ Pit.	7	88	12.6	21	0	0	0	0.0	0	0
11/13 @ Sea.	2	22	11.0	17	0	0	0	0.0	0	0
11/20 vs. Cin.	1	35	35.0	35t	1	0	0	0.0	0	0
11/24 vs. SF	4	63	15.8	22	0	0	0	0.0	0	0
12/4 @ Cle.	2	32	16.0	16	0	0	0	0.0	0	0
12/11 vs. Ind.	5	57	11.4	26	0	0	0	0.0	0	0
12/18 @ SD	2	51	25.5	33	0	0	0	0.0	0	0
12/24 vs. Cle.	INACTIVE - KNEE									
1/1/12 @ Cin.	INACTIVE - KNEE									
<b>Totals</b>	<b>57</b>	<b>887</b>	<b>15.6</b>	<b>56</b>	<b>3</b>	<b>0</b>	<b>0</b>	<b>0.0</b>	<b>0</b>	<b>0</b>
<b>Playoffs</b>										
1/15/12 vs. Hou.	4	73	18.3	28	1	0	0	0.0	0	0
1/22/12 @ NE	6	101	16.8	37	0	0	0	0.0	0	0
<b>Totals</b>	<b>10</b>	<b>174</b>	<b>17.4</b>	<b>37</b>	<b>1</b>	<b>0</b>	<b>0</b>	<b>0.0</b>	<b>0</b>	<b>0</b>

# 81 ANQUAN BOLDIN

## REGULAR SEASON

Year	Teams	GP	GS	RECEIVING					RUSHING				
				No.	Yds.	Avg.	LG	TD	No.	Yds.	Avg.	LG	TD
2003	Arizona	16	16	*101	*1,377	*13.6	71t	*8	5	40	8.0	23	0
2004	Arizona	10	9	56	623	11.1	31t	1	1	3	3.0	3	0
2005	Arizona	14	14	102	1,402	13.7	54t	7	12	45	3.8	11	0
2006	Arizona	16	16	*83	*1,203	14.5	64	4	5	28	5.6	18	0
2007	Arizona	12	11	71	853	12.0	44t	9	1	14	14.0	14	0
2008	Arizona	12	11	89	1,038	11.7	79t	11	9	67	7.4	30	0
2009	Arizona	15	15	84	1,024	12.2	44	4	3	12	4.0	5t	1
2010	Baltimore	16	16	*64	*837	13.1	61	*7	2	2	1.0	3	0
2011	Baltimore	14	14	57	*887	15.6	56	3	0	0	0.0	0	0
<b>Totals</b>		<b>125</b>	<b>122</b>	<b>707</b>	<b>9,244</b>	<b>13.1</b>	<b>79t</b>	<b>54</b>	<b>38</b>	<b>211</b>	<b>5.6</b>	<b>30</b>	<b>1</b>

\*LED TEAM

SPECIAL TEAMS TACKLES (24): 2007 (8); 2008 (9); 2009 (7)

## CAREER SINGLE-GAME HIGHS (REGULAR SEASON)

### Receptions:

14 (9/23/07 at Bal.)

### Long Gain:

79t (9/14/08 vs. Mia.)

### Yardage:

217 (9/7/03 at Det.)

### Touchdowns:

3 2 times (last: 9/26/10 vs. Cle.)

Additional Statistics: Has 20 punt returns for 130 yards...Also has 3 passing attempts (1-for-3 for -6 yards, including 1 INT).

## POSTSEASON

Year	Teams	GP	GS	RECEIVING					RUSHING				
				No.	Yds.	Avg.	LG	TD	No.	Yds.	Avg.	LG	TD
2008	Arizona	3	3	14	190	13.6	71t	1	0	0	0.0	0	0
2009	Arizona	INACTIVE - KNEE/ANKLE											
2010	Baltimore	2	2	6	62	10.3	27	1	0	0	0.0	0	0
2011	Baltimore	2	2	10	174	17.4	37	1	0	0	0.0	0	0
<b>Totals</b>		<b>7</b>	<b>7</b>	<b>30</b>	<b>426</b>	<b>14.2</b>	<b>71t</b>	<b>3</b>	<b>0</b>	<b>0</b>	<b>0.0</b>	<b>0</b>	<b>0</b>

# RAVENS RANTS: ANQUAN BOLDIN

## BOASTIN' ABOUT BOLDIN



Three-time Pro Bowl WR Anquan Boldin has 707 career receptions for 9,244 yards and 54 TDs, producing 74.0 receiving yards per game, which ranks as the fourth-best mark among active players. With 887 yards in 14 games in 2011 (on 57 catches), Boldin averaged a career-best 15.6 yards per catch and registered the eighth 800-yard season of his nine-year career. Boldin missed the final two contests of the regular season with a knee injury, but returned for both playoff games.

### RECEIVING YARDS PER GAME (Active Players / Min. 50 Games)

Rk.	Player	GP	Rec.	Yards	TDs	YPG
1.	Andre Johnson	122	706	9,656	52	79.1
2.	Larry Fitzgerald	124	693	9,615	73	77.5
3.	Calvin Johnson	76	366	5,872	49	77.3
4.	<b>Anquan Boldin</b>	<b>125</b>	<b>707</b>	<b>9,244</b>	<b>54</b>	<b>74.0</b>
5.	Marques Colston	86	449	6,240	48	72.6

### Boldin Quick Hits:

- With 145 yards on 7 catches vs. Arizona in Week 8, Boldin owns 32 career 100-yard receiving games, including five as a Raven (two in 2011).
- Boldin led the Ravens with 887 receiving yards on 57 catches in 2011.

## PLAYOFF PERFORMER

### WR ANQUAN BOLDIN

G	Rec.	Yds	Avg.	LG	TDs	1st	25+
7	30	426	14.2	71t	3	17	6

- In the 2011 AFC Championship at New England (1/22/12), he caught 6 passes for game-high 101 yards, including a long of 37.
- In the 2011 Divisional win vs. Houston (1/15/12), Boldin had 4 catches for a team-high 73 yards, posting a 10-yard TD reception.
- Boldin played in Super Bowl XLIII with the Cardinals, falling 27-23 to the Steelers. He posted 8 catches for 84 yards in the game.
- Boldin scored a 71-yard TD reception on 1/3/09 in the Wild Card matchup vs. Atlanta that season.

## DID YOU KNOW?

WR Anquan Boldin had 7 catches for 145 yards in the Ravens' comeback win over Arizona in Week 8. Boldin played seven seasons for the Cardinals and recorded 7,520 receiving yards. Boldin's 145 receiving yards are the most in NFL history by a player in his first game facing a team for which he had at least 7,500 receiving yards.

## FASTEST TO 400, 500 & 600

WR Anquan Boldin is the fastest player in NFL history to reach 400, 500 and 600 catches. In Week 13 at Cleveland, he (123 games) hit the 700 milestone, becoming the third fastest (Marvin Harrison - 114 and Andre Johnson - 120) to hit the coveted mark.

### FASTEST TO REACH 600 RECEPTIONS / NFL HISTORY

Player	Team With	No. of Games
<b>Anquan Boldin</b>	<b>Baltimore</b>	<b>98</b>
Marvin Harrison	Indianapolis	102
Andre Johnson	Houston	104
Larry Fitzgerald	Arizona	106

FASTEST TO 400		FASTEST TO 500		FASTEST TO 600	
Player	Gm	Player	Gm	Player	Gm
Anquan Boldin	67	Anquan Boldin	80	Anquan Boldin	98
Kellen Winslow Sr.	72	Larry Fitzgerald	87	Marvin Harrison	102

# 67

## JUSTIN BOREN

GUARD/CENTER | 6-2 | 325

COLLEGE: OHIO STATE

HS: PICKERINGTON NORTH (PICKERINGTON, OH)

BORN: 4/28/88, PICKERINGTON, OH

EXP (NFL/RAVENS): ROOKIE

GP/GS (PLAYOFFS): 0/0 (0/0)

**2011 SEASON HIGHLIGHTS: (GP/GS: 0/0)** Spent the entire regular season on the Ravens' practice squad before being signed to their active roster on 1/3/12

**2011 POSTSEASON HIGHLIGHTS: (GP/GS: 0/0)** Was a game-day inactive for both playoff games

### COLLEGE HIGHLIGHTS:

- Helped pave the way for the Buckeyes to gain 5,832 yards and 57 total TDs, en route to a 12-1 season and a Sugar Bowl victory over Arkansas as a senior (2010)
- Transferred to Ohio State from Michigan following his sophomore season
- Became the fourth true freshman in the modern era at the University of Michigan to start along the O-line

### COLLEGE HONORS:

- First-team All-Big Ten (2009-10)
- *Associated Press* second-team All-American (2010)
- Big Ten Honorable Mention (2008)



# 23

# CHYKIE BROWN

**CORNERBACK | 5-11 | 190**

**COLLEGE: TEXAS**

**HS: NORTH SHORE (HOUSTON, TX)**

**BORN: 12/26/86, HOUSTON, TX**

**EXP. (NFL/RAVENS): ROOKIE**

**GP/GS (PLAYOFFS): 7/0 (0/0)**

**2011 SEASON HIGHLIGHTS:** Saw action in seven games, producing 3 tackles and 1 PD from scrimmage and 1 special teams stop as a rookie

- Produced 3 solo tackles and 1 PD (first-career tackles from scrimmage) in the 24-10 win in **game 13 vs. Ind. (12/11)**
- Played from scrimmage and on special teams in the 34-17 victory in **game 4 vs. NYJ (10/2)**
- Saw action on special teams (first-career NFL game) in the 37-7 victory in **game 3 at STL (9/25)**

**CAREER HIGHLIGHTS:**

- Recorded his first-career tackles from scrimmage vs. Ind. (12/11/11)
- Saw action in his first-career NFL game at STL (9/25/11)

**2011 POSTSEASON HIGHLIGHTS:** Was a game-day inactive for both playoff games

**2011 Game-by-Game Defense Ravens**

Date/Opp.	TT	Solo	As	Sacks	INT	PD	FF	FR
9/11 vs. Pit.				INACTIVE				
9/18 @ Ten.				INACTIVE				
9/25 @ STL	0	0	0	0-0	0-0	0	0	0
10/2 vs. NYJ	0	0	0	0-0	0-0	0	0	0
10/16 vs. Hou.	0	0	0	0-0	0-0	0	0	0
10/24 @ Jax.				ACTIVE, BUT DID NOT PLAY				
10/30 vs. Ari.				INACTIVE				
11/6 @ Pit.				INACTIVE				
11/13 @ Sea.				INACTIVE				
11/20 vs. Cin.				INACTIVE				
11/24 vs. SF				ACTIVE, BUT DID NOT PLAY				
12/4 @ Cle.				INACTIVE				
12/11 vs. Ind.	3	3	0	0-0	0-0	1	0	0
12/18 @ SD	0	0	0	0-0	0-0	0	0	0
12/24 vs. Cle.	0	0	0	0-0	0-0	0	0	0
1/1/12 @ Cin.				SAW ACTION ON SPECIAL TEAMS				
<b>Totals</b>	<b>3</b>	<b>3</b>	<b>0</b>	<b>0-0</b>	<b>0-0</b>	<b>1</b>	<b>0</b>	<b>0</b>
<b>Playoffs</b>								
1/15/12 vs. Hou.				INACTIVE				
1/22/12 @ NE				INACTIVE				
<b>Totals</b>	<b>0</b>	<b>0</b>	<b>0</b>	<b>0-0</b>	<b>0-0</b>	<b>0</b>	<b>0</b>	<b>0</b>

**2011 Game-by-Game Special Teams Ravens**

Date/Opp.	TT	Solo	As	FF	FR	BK
9/11 vs. Pit.						
9/18 @ Ten.						
9/25 @ STL	0	0	0	0	0	0
10/2 vs. NYJ	0	0	0	0	0	0
10/16 vs. Hou.	0	0	0	0	0	0
10/24 @ Jax.				ACTIVE, BUT DID NOT PLAY		
10/30 vs. Ari.				INACTIVE		
11/6 @ Pit.				INACTIVE		
11/13 @ Sea.				INACTIVE		
11/20 vs. Cin.				INACTIVE		
11/24 vs. SF				ACTIVE, BUT DID NOT PLAY		
12/4 @ Cle.				INACTIVE		
12/11 vs. Ind.	0	0	0	0	0	0
12/18 @ SD	0	0	0	0	0	0
12/24 vs. Cle.	0	0	0	0	0	0
1/1/12 @ Cin.	1	1	0	0	0	0
<b>Totals</b>	<b>1</b>	<b>1</b>	<b>0</b>	<b>0</b>	<b>0</b>	<b>0</b>
<b>Playoffs</b>						
1/15/12 vs. Hou.				INACTIVE		
1/22/12 @ NE				INACTIVE		
<b>Totals</b>	<b>0</b>	<b>0</b>	<b>0</b>	<b>0</b>	<b>0</b>	<b>0</b>

## 23 CHYKIE BROWN

### REGULAR SEASON

Year	Team	GP	GS	TACKLES				INTERCEPTIONS				FUMBLES					
				TT	Solo	Asst	SK	Yards	No.	Yds.	Lg	TDs	PD	FF	FR	Yds.	
2011	Baltimore	7	0	3	3	0	0	0	0	0	0	0	0	1	0	0	0
<b>Totals</b>		<b>7</b>	<b>0</b>	<b>3</b>	<b>3</b>	<b>0</b>	<b>0</b>	<b>0</b>	<b>0</b>	<b>0</b>	<b>0</b>	<b>0</b>	<b>0</b>	<b>1</b>	<b>0</b>	<b>0</b>	<b>0</b>

**SPECIAL TEAMS TACKLES (1):** 2011 (1)

### CAREER SINGLE-GAME HIGHS (REGULAR SEASON)

<b>Total Tackles:</b> 3 (12/11/11 vs. Ind.)	<b>Solo Tackles:</b> 3 (12/11/11 vs. Ind.)
<b>Sacks:</b> None	<b>INTs:</b> None
<b>Forced Fumbles:</b> None	<b>Fumble Recoveries:</b> None
<b>Passes Defensed:</b> 1 (12/11/11 vs. Ind.)	

### POSTSEASON

Year	Team	GP	GS	TACKLES				INTERCEPTIONS				FUMBLES					
				TT	Solo	Asst	SK	Yards	No.	Yds.	Lg	TDs	PD	FF	FR	Yds.	
2011	Baltimore	0	0	0	0	0	0	0	0	0	0	0	0	0	0	0	0
<b>Totals</b>		<b>0</b>	<b>0</b>	<b>0</b>	<b>0</b>	<b>0</b>	<b>0</b>	<b>0</b>	<b>0</b>	<b>0</b>	<b>0</b>	<b>0</b>	<b>0</b>	<b>0</b>	<b>0</b>	<b>0</b>	<b>0</b>

# 49

## JOSH BYNES

LINEBACKER | 6-1 | 240

COLLEGE: AUBURN

HS: BOYD ANDERSON (LAUDERDALE LAKES, FL)

BORN: 8/24/89, LAUDERDALE LAKES, FL EXP. (NFL/RAVENS): ROOKIE GP/GS (PLAYOFFS): 1/0 (0/0)

**2011 SEASON HIGHLIGHTS:** Saw action in one game (on special teams) as a rookie

- Signed to the Ravens' practice squad on 12/1 after being waived on 11/29
- Saw action in his first-career NFL game (on special teams) in the 16-6 victory in **game 11 vs. SF (11/24)**
- Signed to the Ravens' active roster from their practice squad on 11/23...Originally signed with the Ravens as a rookie free agent on 7/28/11

**COLLEGE HIGHLIGHTS:**

- Appeared in 48 games with the Tigers, recording 238 tackles (127 solo), 7 INTs, 19 PD, 2 FFs and 2 FRs
- Started 38 consecutive games from his sophomore through senior seasons
- Led the team in tackles in both 2009 and 2010

**2011 POSTSEASON HIGHLIGHTS:** Was a game-day inactive for both playoff games after being signed from the Ravens' practice squad on 1/14/12

2011

**Game-by-Game Defense**

Ravens

Date/Opp.	TT	Solo	As	Sacks	INT	PD	FF	FR
9/11 vs. Pit.					NOT ON ROSTER			
9/18 @ Ten.					NOT ON ROSTER			
9/25 @ STL					NOT ON ROSTER			
10/2 vs. NYJ					NOT ON ROSTER			
10/16 vs. Hou.					NOT ON ROSTER			
10/24 @ Jax.					NOT ON ROSTER			
10/30 vs. Ari.					NOT ON ROSTER			
11/6 @ Pit.					NOT ON ROSTER			
11/13 @ Sea.					ON RAVENS PRACTICE SQUAD			
11/20 vs. Cin.					ON RAVENS PRACTICE SQUAD			
11/24 vs. SF	0	0	0	0-0	0-0	0	0	0
12/4 @ Cle.					ON RAVENS PRACTICE SQUAD			
12/11 vs. Ind.					ON RAVENS PRACTICE SQUAD			
12/18 @ SD					ON RAVENS PRACTICE SQUAD			
12/24 vs. Cle.					ON RAVENS PRACTICE SQUAD			
1/1/12 @ Cin.					ON RAVENS PRACTICE SQUAD			
<b>Totals</b>	<b>0</b>	<b>0</b>	<b>0</b>	<b>0-0</b>	<b>0-0</b>	<b>0</b>	<b>0</b>	<b>0</b>
<b>Playoffs</b>								
1/15/12 vs. Hou.					INACTIVE			
1/22/12 @ NE					INACTIVE			
<b>Totals</b>	<b>0</b>	<b>0</b>	<b>0</b>	<b>0-0</b>	<b>0-0</b>	<b>0</b>	<b>0</b>	<b>0</b>

2011

**Game-by-Game Special Teams**

Ravens

Date/Opp.	TT	Solo	As	FF	FR	BK
9/11 vs. Pit.						
9/18 @ Ten.						
9/25 @ STL						
10/2 vs. NYJ						
10/16 vs. Hou.						
10/24 @ Jax.						
10/30 vs. Ari.						
11/6 @ Pit.						
11/13 @ Sea.						
11/20 vs. Cin.						
11/24 vs. SF	0	0	0	0	0	0
12/4 @ Cle.						
12/11 vs. Ind.						
12/18 @ SD						
12/24 vs. Cle.						
1/1/12 @ Cin.						
<b>Totals</b>	<b>0</b>	<b>0</b>	<b>0</b>	<b>0</b>	<b>0</b>	<b>0</b>
<b>Playoffs</b>						
1/15/12 vs. Hou.						
1/22/12 @ NE						
<b>Totals</b>	<b>0</b>	<b>0</b>	<b>0</b>	<b>0-0</b>	<b>0-0</b>	<b>0</b>

## 49 JOSH BYNES

**REGULAR SEASON**

Year	Team	GP	GS	TACKLES				INTERCEPTIONS				FUMBLES					
				TT	Solo	Asst	SK	Yards	No.	Yds.	Lg	TDs	PD	FF	FR	Yds.	
2011	Baltimore	1	0	0	0	0	0	0	0	0	0	0	0	0	0	0	0
<b>Totals</b>		<b>1</b>	<b>0</b>	<b>0</b>	<b>0</b>	<b>0</b>	<b>0</b>	<b>0</b>	<b>0</b>	<b>0</b>	<b>0</b>	<b>0</b>	<b>0</b>	<b>0</b>	<b>0</b>	<b>0</b>	<b>0</b>

SPECIAL TEAMSTACKLES (0): 2011 (0)

**CAREER SINGLE-GAME HIGHS (REGULAR SEASON)**

<b>Total Tackles:</b>	None	<b>Solo Tackles:</b>	None
<b>Sacks:</b>	None	<b>INTs:</b>	None
<b>Forced Fumbles:</b>	None	<b>Fumble Recoveries:</b>	None
<b>Passes Defensed:</b>	None		

**POSTSEASON**

Year	Team	GP	GS	TACKLES				INTERCEPTIONS				FUMBLES					
				TT	Solo	Asst	SK	Yards	No.	Yds.	Lg	TDs	PD	FF	FR	Yds.	
2011	Baltimore	0	0	0	0	0	0	0	0	0	0	0	0	0	0	0	0
<b>Totals</b>		<b>0</b>	<b>0</b>	<b>0</b>	<b>0</b>	<b>0</b>	<b>0</b>	<b>0</b>	<b>0</b>	<b>0</b>	<b>0</b>	<b>0</b>	<b>0</b>	<b>0</b>	<b>0</b>	<b>0</b>	<b>0</b>

# 25

## CHRIS CARR

CORNERBACK | 5-10 | 182

COLLEGE: BOISE STATE

EXP. (NFL/RAVENS): 7/3

HS: McQUEEN (RENO, NV)

GP/GS (PLAYOFFS): 105/27 (6/4)

BORN: 4/30/83, LOS ANGELES, CA

**2011 SEASON HIGHLIGHTS:** Played in nine games, including one start (missed four games with a thigh injury and three games with a back injury), and posted 19 tackles, 3 PD and 1 sack for the NFL's third-ranked defense (288.9 ypg)

- Played in his 100th-career game and posted 2 solo tackles in the 23-20 win in **game 8 at Pit. (11/6)**
- Produced 3 tackles (2 solo) and 1 sack (-9 yards) for a defense that held the Cardinals to 18% on third down (2-of-11) and recorded 6 sacks in the 30-27 victory in **game 7 vs. Ari. (10/30)**
- Game-day inactive (thigh) in **game 2 at Ten. (9/18)**, missing the first game of his career, after playing in 97 straight contests
- Saw action from scrimmage and posted a solo tackle for a defense that forced a franchise-record 7 turnovers (4 FRs and 3 INTs), before having to leave the game with a thigh injury, in the 35-7 victory in the **season opener vs. Pit. (9/11)**

**2011 POSTSEASON HIGHLIGHTS:** Saw action in the **AFC Championship at NE (1/22/12)** after being designated a game-day inactive in the 20-13 victory in the **Divisional Playoff vs. Hou. (1/15/12)**

### CAREER HIGHLIGHTS:

- Remains the Raiders' all-time kickoff return leader, netting 201 KORs for 4,841 yards (24.1 avg.) in his three seasons with Oakland (2005-07)
- Recorded a career-high 2 FFs (both recovered by the Ravens) vs. Cin. (1/2/11)
- Posted a career-high 2 INTs and 9 PD in 2009 and 2010
- Posted a 100-yard INT-TD while with Oakland (vs. Pit. 10/29/06)

2011 Game-by-Game Defense									
Ravens									
Date/Opp.	TT	Solo	As	Sacks	INT	PD	FF	FR	
9/11 vs. Pit.	1	0	1	0-0	0-0	0	0	0	
9/18 @ Ten.				INACTIVE - THIGH					
9/25 @ STL	3	3	0	0-0	0-0	0	0	0	
10/2 vs. NYJ				INACTIVE - THIGH					
10/16 vs. Hou.				INACTIVE - THIGH					
10/24 @ Jax.				INACTIVE - THIGH					
10/30 vs. Ari.	3	2	1	1-9	0-0	0	0	0	
11/6 @ Pit.	2	2	0	0-0	0-0	0	0	0	
11/13 @ Sea.	5	4	1	0-0	0-0	1	0	0	
11/20 vs. Cin.	0	0	0	0-0	0-0	0	0	0	
11/24 vs. SF				INACTIVE - BACK					
12/4 @ Cle.				INACTIVE - BACK					
12/11 vs. Ind.				INACTIVE - BACK					
12/18 @ SD	0	0	0	0-0	0-0	0	0	0	
12/24 vs. Cle.	2	1	1	0-0	0-0	0	0	0	
1/1/12 @ Cin.	3	3	0	0-0	0-0	2	0	0	
<b>Totals</b>	<b>19</b>	<b>16</b>	<b>3</b>	<b>1-9</b>	<b>0-0</b>	<b>3</b>	<b>0</b>	<b>0</b>	
Playoffs									
1/15/12 vs. Hou.				INACTIVE					
1/22/12 @ NE	0	0	0	0-0	0-0	0	0	0	
<b>Totals</b>	<b>0</b>	<b>0</b>	<b>0</b>	<b>0-0</b>	<b>0-0</b>	<b>0</b>	<b>0</b>	<b>0</b>	

25 CHRIS CARR

REGULAR SEASON

Year	Team	GP	GS	TACKLES				Yards	INTERCEPTIONS				FUMBLES			
				TT	Solo	Asst	SK		No.	Yds.	Lg	TDs	PD	FF	FR	Yds.
2005	Oakland	16	0	7	6	1	0	0	0	0	0	2	0	3	0	
2006	Oakland	16	2	14	9	5	0	1	100	100t	1	2	0	1	0	
2007	Oakland	16	2	28	24	4	0	0	0	0	0	1	0	0	0	
2008	Tennessee	16	2	33	24	9	0	1	0	0	0	7	0	1	0	
2009	Baltimore	16	4	39	31	8	1.5	13.5	2	24	13	0	9	2	0	0
2010	Baltimore	16	16	67	56	11	0	0	2	13	0	0	8	3	0	0
2011	Baltimore	9	1	19	16	3	1	9	0	0	0	0	3	0	0	0
<b>Totals</b>		<b>105</b>	<b>27</b>	<b>207</b>	<b>166</b>	<b>41</b>	<b>2.5</b>	<b>22.5</b>	<b>6</b>	<b>137</b>	<b>100t</b>	<b>1</b>	<b>32</b>	<b>5</b>	<b>5</b>	<b>0</b>

SPECIAL TEAMS TACKLES (26): 2005 (2); 2006 (3); 2008 (11); 2009 (10)

CAREER SINGLE-GAME HIGHS (REGULAR SEASON)

**Total Tackles:** 11 (11/23/08 vs. NYJ)  
**Sacks:** 1 2 times (last: 10/30/11 vs. Ari.)  
**Forced Fumbles:** 2 (1/2/11 vs. Cin.)  
**Passes Defensed:** 4 (11/16/08 at Jax.)

**Solo Tackles:** 8 (12/27/09 at Pit.)  
**INTs:** 1 5 times (last: 10/17/10 at NE)  
**Fumble Recoveries:** 1 5 times (last: 12/21/08 vs. Pit.)

Year	Team	GP	GS	KICKOFF RETURNS				PUNT RETURNS						
				No.	Yds.	Avg.	LG	TD	No.	FC	Yds.	Avg.	LG	TD
2005	Oakland	16	0	73	1,752	24.0	62	0	34	7	186	5.5	34	0
2006	Oakland	16	2	69	1,762	25.5	50	0	35	12	216	6.2	35	0
2007	Oakland	16	2	59	1,327	22.5	43	0	8	7	52	6.5	24	0
2008	Tennessee	16	2	35	984	28.1	52	0	32	20	323	10.1	44	0
2009	Baltimore	16	4	13	315	24.2	41	0	32	17	262	8.2	34	0
2010	Baltimore	16	16	1	14	14.0	14	0	3	0	8	2.7	10	0
2011	Baltimore	9	1	1	20	20.0	20	0	2	2	15	7.5	8	0
<b>Totals</b>		<b>105</b>	<b>27</b>	<b>251</b>	<b>6,174</b>	<b>24.6</b>	<b>62</b>	<b>0</b>	<b>146</b>	<b>65</b>	<b>1,062</b>	<b>7.3</b>	<b>44</b>	<b>0</b>

POSTSEASON

Year	Team	GP	GS	TACKLES				Yards	INTERCEPTIONS				FUMBLES		
				TT	Solo	Asst	SK		No.	Yds.	Lg	TDs	PD	FF	FR
2008	Tennessee	1	0	0	0	0	0	0	0	0	0	0	0	0	0
2009	Baltimore	2	2	10	9	1	0	0	1	3	3	0	1	0	0
2010	Baltimore	2	2	8	7	1	0	0	0	0	0	0	0	1	0
2011	Baltimore	1	0	0	0	0	0	0	0	0	0	0	0	0	0
<b>Totals</b>		<b>6</b>	<b>4</b>	<b>18</b>	<b>16</b>	<b>2</b>	<b>0</b>	<b>0</b>	<b>1</b>	<b>3</b>	<b>3</b>	<b>0</b>	<b>1</b>	<b>0</b>	<b>1</b>

Year	Team	GP	GS	KICKOFF RETURNS				PUNT RETURNS						
				No.	Yds.	Avg.	LG	TD	No.	FC	Yds.	Avg.	LG	TD
2008	Tennessee	1	0	3	79	26.3	33	0	2	3	8	4.0	8	0
2009	Baltimore	2	2	0	0	0.0	0	0	3	0	34	11.3	34	0
2010	Baltimore	2	2	0	0	0.0	0	0	0	0	0	0.0	0	0
2011	Baltimore	1	0	0	0	0.0	0	0	0	0	0	0.0	0	0
<b>Totals</b>		<b>6</b>	<b>4</b>	<b>3</b>	<b>79</b>	<b>26.3</b>	<b>33</b>	<b>0</b>	<b>5</b>	<b>6</b>	<b>42</b>	<b>8.4</b>	<b>34</b>	<b>0</b>

# 62

# TERRENCE CODY

**NOSE TACKLE | 6-4 | 349**

**COLLEGE: ALABAMA**

**EXP. (NFL/RAVENS): 2/2**

**HS: RIVERDALE (FORT MYERS, FL)**

**GP/GS (PLAYOFFS): 29/17 (4/2)**

**BORN: 6/28/88, FORT MYERS, FL**

**2011 SEASON HIGHLIGHTS:** Started all 16 games for the first time in his career and produced career highs with 34 tackles and 1 PD for the NFL's third-ranked defense (288.9 ypg)...Baltimore was also second against the run (92.6 ypg) and the league's top red zone defense

- Posted 2 tackles, including 1 TFL, for a defense that allowed just 167 total yards and held the Colts to 14% (2-of-14) on third down in the 24-10 victory in **game 13 vs. Ind. (12/11)**
- Netted 3 tackles and his first-career PD for a defense that held the Steelers to 70 rushing yards in the 23-20 win in **game 8 at Pit. (11/6)**
- Recorded a career-high 6 tackles (4 solo) for a defense that held the Jaguars to 205 total yards and 13% (2-of-16) on third down in **game 6 at Jax. (10/24)**
- Posted 3 tackles for a defense that forced 4 turnovers and tied an NFL record with 3 defensive TDs in the 34-17 victory in **game 4 vs. NYJ (10/2)**
- Started at NT and was part of a defense that forced a team-record 7 turnovers (4 FRs and 3 INTs) in the 35-7 victory in the **season opener vs. Pit. (9/11)**

**2011 POSTSEASON HIGHLIGHTS:** Totaled 8 tackles for a team that forced 7 turnovers in two playoff games

- Produced 3 tackles for a team that forced 4 turnovers (3 INTs and 1 FR) in the 20-13 victory in the **Divisional Playoff vs. Hou. (1/15/12)**

### CAREER HIGHLIGHTS:

- Started his first-career game at Car. (11/21/10)
- Recorded his first-career tackle vs. Buf. (10/24/10)

### 2011 Game-by-Game Defense Ravens

Date/Opp.	TT	Solo	As	Sacks	INT	PD	FF	FR
9/11 vs. Pit.	0	0	0	0-0	0-0	0	0	0
9/18 @ Ten.	2	2	0	0-0	0-0	0	0	0
9/25 @ STL	0	0	0	0-0	0-0	0	0	0
10/2 vs. NYJ	3	2	1	0-0	0-0	0	0	0
10/16 vs. Hou.	3	3	0	0-0	0-0	0	0	0
10/24 @ Jax.	6	4	2	0-0	0-0	0	0	0
10/30 vs. Ari.	0	0	0	0-0	0-0	0	0	0
11/6 @ Pit.	3	2	1	0-0	0-0	1	0	0
11/13 @ Sea.	2	0	2	0-0	0-0	0	0	0
11/20 vs. Cin.	3	1	2	0-0	0-0	0	0	0
11/24 vs. SF	0	0	0	0-0	0-0	0	0	0
12/4 @ Cle.	0	0	0	0-0	0-0	0	0	0
12/11 vs. Ind.	2	2	0	0-0	0-0	0	0	0
12/18 @ SD	3	1	2	0-0	0-0	0	0	0
12/24 vs. Cle.	4	2	2	0-0	0-0	0	0	0
1/1/12 @ Cin.	3	2	1	0-0	0-0	0	0	0
<b>Totals</b>	<b>34</b>	<b>21</b>	<b>13</b>	<b>0-0</b>	<b>0-0</b>	<b>1</b>	<b>0</b>	<b>0</b>
<b>Playoffs</b>								
1/15/12 vs. Hou.	3	2	1	0-0	0-0	0	0	0
1/22/12 @ NE	5	1	4	0-0	0-0	0	0	0
<b>Totals</b>	<b>8</b>	<b>3</b>	<b>5</b>	<b>0-0</b>	<b>0-0</b>	<b>0</b>	<b>0</b>	<b>0</b>

## 62 TERRENCE CODY

### REGULAR SEASON

Year	Team	GP	GS	TACKLES				INTERCEPTIONS				FUMBLES					
				TT	Solo	Asst	SK	Yards	No.	Yds.	Lg	TDs	PD	FF	FR	Yds.	
2010	Baltimore	13	1	13	5	8	0	0	0	0	0	0	0	0	0	0	0
2011	Baltimore	16	16	34	21	13	0	0	0	0	0	1	0	0	0	0	0
<b>Totals</b>		<b>29</b>	<b>17</b>	<b>47</b>	<b>26</b>	<b>21</b>	<b>0</b>	<b>0</b>	<b>0</b>	<b>0</b>	<b>0</b>	<b>1</b>	<b>0</b>	<b>0</b>	<b>0</b>	<b>0</b>	<b>0</b>

### CAREER SINGLE-GAME HIGHS (REGULAR SEASON)

<b>Total Tackles:</b> 6 (10/24/11 at Jax.)	<b>Solo Tackles:</b> 4 (10/24/11 at Jax.)
<b>Sacks:</b> None	<b>INTs:</b> None
<b>Forced Fumbles:</b> None	<b>Fumble Recoveries:</b> None
<b>Passes Defensed:</b> 1 (11/6/11 at Pit.)	

### POSTSEASON

Year	Team	GP	GS	TACKLES				INTERCEPTIONS				FUMBLES					
				TT	Solo	Asst	SK	Yards	No.	Yds.	Lg	TDs	PD	FF	FR	Yds.	
2010	Baltimore	2	0	2	1	1	0	0	0	0	0	0	0	0	1	0	0
2011	Baltimore	2	2	8	3	5	0	0	0	0	0	0	0	0	0	0	0
<b>Totals</b>		<b>4</b>	<b>2</b>	<b>10</b>	<b>4</b>	<b>6</b>	<b>0</b>	<b>0</b>	<b>0</b>	<b>0</b>	<b>0</b>	<b>0</b>	<b>0</b>	<b>0</b>	<b>1</b>	<b>0</b>	<b>0</b>

# 37 EMANUEL COOK

SAFETY | 5-10 | 202

COLLEGE: SOUTH CAROLINA  
EXR (NFL/RAVENS): 2/1

HS: PALM BEACH GARDENS (FL)  
GP/GS (PLAYOFFS): 17/0 (5/0)

BORN: 1/20/88, RIVIERA BEACH, FL

**2011 SEASON HIGHLIGHTS:** Saw action in five games for the Ravens after being signed on 11/30...Produced 2 solo special teams tackles for Baltimore...Played in eight games for the Jets, netting 5 special teams tackles before being waived on 11/28

- Tied for the team lead (Kris Wilson) with 2 special teams tackles in the 20-14 victory in **game 15 vs. Cle. (12/24)**
- Saw action (on special teams) in his first game as a Raven in the 24-10 victory in **game 12 at Cle. (12/4)** after being claimed by the Ravens off waivers (Jets) on 11/30
- Played in eight games with the Jets, recording 5 special teams tackles before being waived on 11/28

**CAREER HIGHLIGHTS:**

- Recorded his first-career tackle vs. Buf. (1/2/11)
- Played in his first-career NFL game vs. Mia (12/12/10)

**2011 SEASON HIGHLIGHTS:** Totaled 2 special teams tackles and a FR in two playoff contests

- Recorded a tackle and a FR (which led to a Ravens' FG) on special teams in the **AFC Championship at NE (1/22/12)**
- Produced a special teams tackle in the 20-13 victory in the **Divisional Playoff vs. Hou. (1/15/12)**

2011  
Game-by-Game Defense  
Ravens

Date/Opp.	TT	Solo	As	Sacks	INT	PD	FF	FR
9/11 vs. Pit.				NOT ON ROSTER				
9/18 @ Ten.				NOT ON ROSTER				
9/25 @ STL				NOT ON ROSTER				
10/2 vs. NYJ				NOT ON ROSTER				
10/16 vs. Hou.				NOT ON ROSTER				
10/24 @ Jax.				NOT ON ROSTER				
10/30 vs. Ari.				NOT ON ROSTER				
11/6 @ Pit.				NOT ON ROSTER				
11/13 @ Sea.				NOT ON ROSTER				
11/20 vs. Cin.				NOT ON ROSTER				
11/24 vs. SF				NOT ON ROSTER				
12/4 @ Cle.	0	0	0	0-0	0-0	0	0	0
12/11 vs. Ind.	0	0	0	0-0	0-0	0	0	0
12/18 @ SD	0	0	0	0-0	0-0	0	0	0
12/24 vs. Cle.	0	0	0	0-0	0-0	0	0	0
1/1/12 @ Cin.	0	0	0	0-0	0-0	0	0	0
<b>Totals</b>	<b>0</b>	<b>0</b>	<b>0</b>	<b>0-0</b>	<b>0-0</b>	<b>0</b>	<b>0</b>	<b>0</b>
<b>Playoffs</b>								
1/15/12 vs. Hou.	0	0	0	0-0	0-0	0	0	0
1/22/12 @ NE	0	0	0	0-0	0-0	0	0	0
<b>Totals</b>	<b>0</b>	<b>0</b>	<b>0</b>	<b>0-0</b>	<b>0-0</b>	<b>0</b>	<b>0</b>	<b>0</b>

2011  
Game-by-Game Special Teams  
Ravens

Date/Opp.	TT	Solo	As	FF	FR	BK
9/11 vs. Pit.						
9/18 @ Ten.						
9/25 @ STL						
10/2 vs. NYJ						
10/16 vs. Hou.						
10/24 @ Jax.						
10/30 vs. Ari.						
11/6 @ Pit.						
11/13 @ Sea.						
11/20 vs. Cin.						
11/24 vs. SF						
12/4 @ Cle.	0	0	0	0	0	0
12/11 vs. Ind.	0	0	0	0	0	0
12/18 @ SD	0	0	0	0	0	0
12/24 vs. Cle.	2	2	0	0	0	0
1/1/12 @ Cin.	0	0	0	0	0	0
<b>Totals</b>	<b>2</b>	<b>2</b>	<b>0</b>	<b>0</b>	<b>0</b>	<b>0</b>
<b>Playoffs</b>						
1/15/12 vs. Hou.	1	1	0	0	0	0
1/22/12 @ NE	1	1	0	0	1	0
<b>Totals</b>	<b>2</b>	<b>2</b>	<b>0</b>	<b>0</b>	<b>1</b>	<b>0</b>

## 37 EMANUEL COOK

**REGULAR SEASON**

Year	Team	GP	GS	TACKLES				INTERCEPTIONS				FUMBLES					
				TT	Solo	Asst	SK	Yards	No.	Yds.	Lg	TDs	PD	FF	FR	Yds.	
2010	NY Jets	4	0	1	1	0	0	0	0	0	0	0	0	0	1	0	0
2011	*NYJ/Bal.	13	0	0	0	0	0	0	0	0	0	0	0	0	0	0	0
<b>Totals</b>		<b>17</b>	<b>0</b>	<b>1</b>	<b>1</b>	<b>0</b>	<b>0</b>	<b>0</b>	<b>0</b>	<b>0</b>	<b>0</b>	<b>0</b>	<b>0</b>	<b>0</b>	<b>1</b>	<b>0</b>	<b>0</b>

\*PLAYED IN EIGHT GAMES FOR NYJ IN 2011

SPECIAL TEAMS TACKLES (12): 2010 (5); 2011 (7)

**CAREER SINGLE-GAME HIGHS (REGULAR SEASON)**

<b>Total Tackles:</b> 1 (1/2/11 vs. Buf.)	<b>Solo Tackles:</b> 1 (1/2/11 vs. Buf.)
<b>Sacks:</b> None	<b>INTs:</b> None
<b>Forced Fumbles:</b> 1 (1/2/11 vs. Buf.)	<b>Fumble Recoveries:</b> None
<b>Passes Defensed:</b> None	

**POSTSEASON**

Year	Team	GP	GS	TACKLES				INTERCEPTIONS				FUMBLES				
				TT	Solo	Asst	SK	Yards	No.	Yds.	Lg	TDs	PD	FF	FR	Yds.
2010	NY Jets	3	0	1	1	0	0	0	0	0	0	0	0	1	0	0
2011	Baltimore	2	0	0	0	0	0	0	0	0	0	0	0	0	0	0
<b>Totals</b>		<b>5</b>	<b>0</b>	<b>1</b>	<b>1</b>	<b>0</b>	<b>0</b>	<b>0</b>	<b>0</b>	<b>0</b>	<b>0</b>	<b>0</b>	<b>0</b>	<b>1</b>	<b>0</b>	<b>0</b>

# 46

## MORGAN COX

LONG SNAPPER | 6-4 | 241

COLLEGE: TENNESSEE

HS: EVANGELICAL CHRISTIAN (MEMPHIS, TN )

BORN: 4/26/86, COLLIERVILLE, TN

EXP. (NFL/RAVENS): 2/2

GP/GS (PLAYOFFS): 31/0 (2/0)

**2011 SEASON HIGHLIGHTS: (GP/GS: 16/0)** Saw action in all 16 games, snapping on all 73 punts, 39 FGAs and 40 PATs

- Snapped on all 4 punts, 3 FGAs and 1 PAT in the 16-6 victory in **game 11 vs. SF (11/24)**
- Snapped on all 4 FGAs, 2 punts and 2 PATs in the 23-20 win in **game 8 at Pit. (11/6)**
- Snapped on all 3 PATs, 3 FGAs and 5 punts in the 30-27 victory in **game 7 vs. Ari. (10/30)**
- Snapped on all 9 punts, 1 FGA and 1 PAT in **game 6 at Jax. (10/24)**
- Snapped on all 5 FGAs, 2 punts and 2 PATs in the 29-14 victory in **game 5 vs. Hou. (10/16)**
- Snapped on all 4 PATs, 2 FGAs and 7 punts, downing 1 punt inside the Jets 1-yard line in the 34-17 victory in **game 4 vs. NYJ (10/2)**
- Snapped for all 5 punts, 2 FGAs and 4 PATs, including a fake that P Sam Koch ran in for a 2-point conversion, in the 35-7 victory in the **season opener vs. Pit. (9/11)**

**2011 POSTSEASON HIGHLIGHTS: (GP/GS: 2/0)** Saw action in both playoff games, snapping on 13 punts, 5 FGAs and 4 PATs

### CAREER HIGHLIGHTS:

- Saw action in 15 games, posting 2 special teams stops as a rookie in 2010, before being placed on Injured Reserve (knee) on 12/29/10

### CAREER HONORS:

- Earned the team's Ed Block Courage Award in 2011 after returning from an ACL injury suffered during the 2010 season

## 46 MORGAN COX

### REGULAR SEASON

SPECIAL TEAMS TACKLES (2): 2010 (2)

### CAREER SINGLE-GAME HIGHS (REGULAR SEASON)

Total Special Teams Tackles:

1 2 times (last: 12/19/10 vs. NO)

# 7

# BILLY CUNDIFF

KICKER | 6-1 | 212

COLLEGE: DRAKE

EXP. (NFL/RAVENS): 7/3

HS: HARLAN (IA)

GP/GS (PLAYOFFS): 101/0 (9/0)

BORN: 3/30/80, PHOENIX, AZ

**2011 SEASON HIGHLIGHTS:** Led the team with a career-high 122 points, connecting on all 38 PATs and 28 of 37 FGAs for the AFC North Division Champions...Also booted 44 TBs, tied for second in the AFC and seventh in the NFL in 2011

- Connected on 3-of-4 FGAs (missed from 40), including nailing a 51-yarder, which was only the 4th 50-plus-yard FG and second-longest ever at Heinz Field in **game 8 at Pit. (11/6)**
- Nailed his 7th-career game-winning FG with a 25-yarder as time expired in the 30-27 victory in **game 7 vs. Ari. (10/30)**... Connected on all 3 FGAs, 3 PATs and produced 2 TBs
- Tied a Ravens' franchise record (Cundiff and Matt Stover), connecting on all 5 FGAs (43, 48, 25, 33 and 40) in **game 5 vs. Hou. (10/16)**...Was true on 2 PATs and set a Ravens' single-game touchback mark with 7 on 8 KOs

**2011 POSTSEASON HIGHLIGHTS:** Connected on 4 of 5 FGAs and all 4 PATs in two postseason games

- Connected on both FGAs (48 and 44 yards) and both PATs in the **Divisional Playoff vs. Hou. (1/15/12)**

### CAREER HIGHLIGHTS:

- Owns a Ravens' franchise record with 44 TBs in a single season (2011)

- Tied a then-NFL record with 7 made FGs in a game (37, 49, 42, 21, 36, 52 and 25 yards) at NYG (9/15/03) while playing with Dallas (Tennessee's Rob Bironas had 8 at Hou. in 2007)
- Tied (Matt Stover) the Ravens' franchise record with 5 made FGs in a game (43, 48, 25, 33 and 40) vs. Hou. (10/16/11) and (46, 44, 38, 36 and 20) vs. Ind. (11/22/09)
- Booted a career-long 56-yard FG vs. Det. (11/20/05) while with the Cowboys
- Is the Ravens' career leader in touchbacks (85)
- Has 7 career game-winning FGs, his last coming on 10/30/11 vs. Ari. (25 yards)
- Set a Ravens' franchise record with 7 TBs vs. Hou. (10/16/11)

### CAREER HONORS:

- Pro Bowler (2010)
- *Associated Press* All-Pro (2010)
- *Pro Football Weekly* All-NFL (2010)
- *Pro Football Weekly* Golden Toe (best placekicker or punter) (2010)
- *PFW/PFWA* first-team All-NFL (2010)
- *Sports Illustrated* Midseason All-Pro Team (2010)

## 7 BILLY CUNDIFF

### REGULAR SEASON

Year	Team	GP	FG Made-Att.	Pct.	Lg	Blk	PAT Made-Att.	Pct.	Blk	Points
2002	Dallas	16	12-19	63.2	48	0	25-25	100.0	0	61
2003	Dallas	15	23-29	79.3	52	0	30-31	96.8	1	99
2004	Dallas	16	20-26	76.9	49	0	31-31	100.0	0	91
2005	Dallas	6	5-8	62.5	56	1	14-14	100.0	0	29
2006	New Orleans	5	0-1	0.0	0	0	0-0	0.0	0	0
2007										
2008										
2009	Cle./Bal.	12	18-23	78.3	46	0	19-19	100.0	0	77
2010	Baltimore	16	26-29	89.7	49	0	39-39	100.0	0	117
2011	Baltimore	15	28-37	75.7	51	0	38-38	100.0	0	122
<b>Totals</b>		<b>101</b>	<b>132-172</b>	<b>76.7</b>	<b>56</b>	<b>1</b>	<b>200-201</b>	<b>99.5</b>	<b>1</b>	<b>596</b>

\*Played 5 games for Cle.

### CAREER SINGLE-GAME HIGHS (REGULAR SEASON)

#### SCORING:

Most Points Scored: 23 (9/15/03 at NYG)

#### FIELD GOALS:

Number Attempted: 8 (9/15/03 at NYG)  
 Number Made: 7 (9/15/03 at NYG)  
 Longest Attempted: 56 2 times (last: 11/29/09 vs. Pit.)  
 Longest Made: 56 (11/20/05 vs. Det.)

#### PATs:

Number Attempted: 6 (12/13/09 vs. Det.)  
 Number Made: 6 (12/13/09 vs. Det.)  
 Consecutive PATs Made: 173 (9/15/03-current)

### POSTSEASON

Year	Team	GP	FG Made-Att.	Pct.	Lg	Blk	PAT Made-Att.	Pct.	Blk	Points
2003	Dallas	1	1-1	100.0	37	0	1-1	100.0	0	4
2006	New Orleans	2	0-1	0.0	0	0	0-0	0.0	0	0
2009	Baltimore	2	3-3	100.0	27	0	3-3	100.0	0	12
2010	Baltimore	2	4-4	100.0	29	0	6-6	100.0	0	18
2011	Baltimore	2	4-5	80.0	48	0	4-4	100.0	0	16
<b>Totals</b>		<b>9</b>	<b>12-14</b>	<b>85.7</b>	<b>48</b>	<b>0</b>	<b>14-14</b>	<b>100.0</b>	<b>0</b>	<b>50</b>



## 7 BILLY CUNDIFF

### REGULAR SEASON

Year	Team	1-19	20-29	30-39	40-49	50+	Total	Pct.
2002	Dallas	0-0	3-3	5-7	4-8	0-1	12-19	63.2
2003	Dallas	0-0	11-11	5-6	4-7	3-5	23-29	79.3
2004	Dallas	1-1	6-6	4-4	9-13	0-2	20-26	76.9
2005	Dallas	1-1	1-1	2-5	0-0	1-1	5-8	62.5
2006	New Orleans	0-0	0-0	0-0	0-0	0-1	0-1	0.0
2007		OUT OF FOOTBALL						
2008		OUT OF FOOTBALL						
2009	Cle./Bal.	1-1	9-9	5-8	3-3	0-2	18-23	78.3
2010	Baltimore	0-0	11-11	8-9	7-8	0-1	26-29	89.7
2011	Baltimore	1-1	9-9	10-12	7-9	1-6	28-37	75.7
<b>NFL Totals</b>		<b>4-4</b>	<b>50-50</b>	<b>39-51</b>	<b>34-48</b>	<b>5-19</b>	<b>132-172</b>	
<b>Pcts.</b>		<b>100.0</b>	<b>100.0</b>	<b>76.5</b>	<b>70.8</b>	<b>26.3</b>	<b>76.7</b>	

(playoff games in gold and underline)

**2002 GAME-BY-GAME (with Dallas):** (33,42NG);();(47,33);(35,48);(45NG,32);();(49NG);();(21,52NG);(33NG);(21,37NG,42);(23,37,47NG);();(42);()

**2003 GAME-BY-GAME (with Dallas):** (33NG);(37,49,53NG,42,21,36,52,25);(26);(33,36);(51,22,28);(23);(41NG);();(51);();(24,49NG,44NG);();(29);(50NG,34,20);(24,42,21,49);();(37)

**2004 GAME-BY-GAME (with Dallas):** (27);(30,49NG);();(41,52NG);(47,39);(46,24);(40);(24);();(19,41NG);(52NG);(39,49,47);(42NG,34,41);(46NG);(26,23);(40,24,45)

**2005 GAME-BY-GAME (with Dallas):** (19,56);(34NG);(34);(34);(38NG);(24,32B)

**2006 GAME-BY-GAME (with New Orleans):** ();();();(51NG);();(47NG)

**2009 GAME-BY-GAME (with Baltimore):** (46,44,38,36,30NG,20);(24,56NG,29);();(38,25);(30NG,40);(27,35);(37NG,51NG);(27,23);(25) (with Cleveland): (29);(26,31);(24,18);();(22)

**2010 GAME-BY-GAME (with Baltimore):** (25); (38); (51WL, 49); (46WR, 33); (37); (26, 25); (41, 48, 38); (26, 39, 37WL, 20, 24); (); (22, 33, 49); (45); (24); (); (33, 32, 27); (27, 40); (25, 47); (19, 29, 29); (24)

**2011 GAME-BY-GAME (with Baltimore):** (29, 30); (41, 29); (51WR, 51WR, 21, 31, 38); (38, 38); (43, 48, 25, 33, 40); (52WR); (26, 47, 25); (18, 40WR, 43, 51); (50SH, 52WR, 35); (22); (39, 23, 39); (34WR, 41WR, 21); (36); (36WR); (42); (48, 44); (20, 39, 32WL)

### POSTSEASON

Year	Team	1-19	20-29	30-39	40-49	50+	Total	Pct.
2003	Dallas	0-0	0-0	1-1	0-0	0-0	1-1	100.0
2006	New Orleans	0-0	0-0	0-0	0-1	0-0	0-1	0.0
2009	Bal./Cle.	0-0	3-3	0-0	0-0	0-0	3-3	100.0
2010	Baltimore	1-1	3-3	0-0	0-0	0-0	4-4	100.0
2011	Baltimore	0-0	1-1	1-2	2-2	0-0	2-2	80.0
<b>NFL Totals</b>		<b>1-1</b>	<b>7-7</b>	<b>2-3</b>	<b>2-3</b>	<b>0-0</b>	<b>12-14</b>	
<b>Pcts.</b>		<b>100.0</b>	<b>100.0</b>	<b>66.7</b>	<b>66.0</b>	<b>0.0</b>	<b>85.7</b>	

# RAVENS RANTS: BILLY CUNDIFF

## CUNDIFF'S BLASTS



K Billy Cundiff, named to his first Pro Bowl in 2010, was spectacular with his kickoffs that season, producing an NFL-best 40 touchbacks on 79 boots. In 15 games in 2011 (Cundiff missed Week 16 vs. Cleveland with a calf injury), he tied for seventh in the NFL with 44 TBs on 74 KOs (59.9%).

### NFL KICKOFF TOUCHBACKS (2011 Season)

Rk.	Player	KO	TB	Pct.	Yds.	Avg.	Ret.
1.	Thomas Morstead	104	68	65.4	6,858	65.9	36
2.	Olindo Mare	82	53	64.6	5,430	66.2	30
3.	Mason Crosby	106	49	46.2	6,910	65.2	57
4.	David Akers	92	47	51.1	6,145	66.8	45
	Matt Prater	67	47	70.1	4,405	65.7	19
6.	Jason Hanson	94	45	47.9	6,213	66.1	48
7.	<b>Billy Cundiff</b>	<b>74</b>	<b>44</b>	<b>59.5</b>	<b>4,950</b>	<b>66.9</b>	<b>30</b>
	Rob Bironas	76	44	57.9	4,951	65.1	30

### Cundiff Quick Hits:

- Dating back to 2010, Cundiff owns an NFL-best 84 touchbacks.
- In 2011's Week 6 win vs. Houston, Cundiff set a Ravens' single-game record with 7 touchbacks.
- Additionally vs. Houston, Cundiff set the Ravens' all-time franchise record with the 64th TB of his Baltimore career, breaking the previous mark held by Matt Stover (60 on 672 KOs). (Cundiff owns 85 TBs as a Raven.)

## CUNDIFF'S GAME-WINNERS

K Billy Cundiff has connected on 7 game-winning FGs during his career, including 3 as a Raven. In 2011's Week 8 30-27 victory over Arizona, he kicked a 25-yarder as time expired to clinch the win.

### CUNDIFF'S CAREER GAME-WINNERS

Date	Opp.	Yards	Final Score
<b>10/30/11</b>	vs. Ari.	<b>25</b>	<b>30-27</b>
<b>10/24/10</b>	vs. Buf.	<b>38</b>	<b>37-34, OT</b>
<b>11/29/09</b>	vs. Pit.	<b>29</b>	<b>20-17, OT</b>
10/11/09*	at Buf.	18	6-3
10/12/03^	vs. Phi.	28	23-21
09/15/03^	at NYG	25	35-32, OT
09/29/02^	at STL	48	13-10

**Bold with Baltimore** \* with Cleveland ^ with Dallas

## CUNDIFF BY THE NUMBERS

**14/14**

Field goals made and attempted in the fourth quarter since K Billy Cundiff's 2010 Pro Bowl season.

**41/45**

Field goals made and attempted from 49 yards and in since 2010, good for a 91.1% success rate.

**51**

Yards Cundiff kicked a FG in Week 9 at Pittsburgh, just 1 of 4 50-plus FGs in the history of Heinz Field and the second-longest there ever (Jeff Reed, 52 yards).

**122**

Points Cundiff amassed in 2011, recording a career-high and besting the previous mark of 117 from 2010.

## STEADY FORCE

Since K Billy Cundiff earned Pro Bowl honors for the Ravens in 2010, he has compiled the NFL's sixth-most points (239, tied with John Kasay). In 2011, Cundiff recorded a career-high 122 points, tying Matt Stover (2008) for the third most in franchise history.

### NFL KICKING POINTS LEADERS (Since 2010)

Rk.	Player (Year)	---FG---		---PAT---		Total Pts
		M	A	M	A	
1.	David Akers	76	90	81	81	309
2.	Sebastian Janikowski	64	76	79	79	271
3.	Neil Rackers	59	68	82	83	259
4.	Matt Bryant	55	60	89	89	254
5.	Mason Crosby	46	56	114	115	252
6.	<b>Billy Cundiff</b>	<b>54</b>	<b>66</b>	<b>77</b>	<b>77</b>	<b>239</b>
	John Kasay	53	63	80	80	239

# 84

## ED DICKSON

TIGHT END | 6-4 | 255

COLLEGE: OREGON

EXP. (NFL/RAVENS): 2/2

HS: BELLFLOWER (CA)

GP/GS (PLAYOFFS): 31/19 (4/2)

BORN: 7/25/87, INGLEWOOD, CA

**2011 SEASON HIGHLIGHTS:** Started all 16 games and set career highs in every category, finishing third on the team with 54 receptions for 528 yards and 5 TDs

- Established career highs with 10 receptions (tied for third most in franchise history) for 79 yards and 2 TDs in **game 9 at Sea. (11/13)**...The 10 catches set a Ravens' single-game receptions record by a TE
- Led the team with 4 receptions for 45 yards in the 34-17 victory in **game 4 vs. NYJ (10/2)**
- Tied for second on the team with a career-high-tying 5 receptions for 51 yards, part of a Ravens' franchise-record 553 total yards, in the 37-7 victory in **game 3 at STL (9/25)**
- Started and established career highs with a team-leading 5 receptions for 59 yards and a TD in the 35-7 victory in the **season opener vs. Pit. (9/11)**...Ravens posted 385 total yards and 4 TDs against the Steelers

**2011 POSTSEASON HIGHLIGHTS:** Totaled 3 receptions for 37 yards in two playoff games

- Pulled in 2 receptions for 23 yards, part of a Ravens' postseason franchise-record 398 yards in the **AFC Championship at NE (1/22/12)**

**2011 Game-by-Game Ravens**

Date/Opp.	Receiving					Rushing				
	No.	Yds	Avg.	LG	TD	Rec.	Yds	Avg.	LG	TD
9/11 vs. Pit.	5	59	11.8	18t	1	0	0	0.0	0	0
9/18 @ Ten.	2	25	12.5	16	0	0	0	0.0	0	0
9/25 @ STL	5	51	10.2	19	0	0	0	0.0	0	0
10/2 vs. NYJ	4	45	11.3	14	0	0	0	0.0	0	0
10/16 vs. Hou.	2	20	10.0	13	0	0	0	0.0	0	0
10/24 @ Jax.	4	23	5.8	8	0	0	0	0.0	0	0
10/30 vs. Ari.	6	46	7.7	14	0	0	0	0.0	0	0
11/6 @ Pit.	2	8	4.0	6	0	0	0	0.0	0	0
11/13 @ Sea.	10	79	7.9	19	2	0	0	0.0	0	0
11/20 vs. Cin.	2	21	10.5	14	0	0	0	0.0	0	0
11/24 vs. SF	1	15	15.0	15	0	0	0	0.0	0	0
12/4 @ Cle.	3	47	15.7	25	0	0	0	0.0	0	0
12/11 vs. Ind.	2	19	9.5	14	0	0	0	0.0	0	0
12/18 @ SD	3	36	12.0	15t	1	0	0	0.0	0	0
12/24 vs. Cle.	2	14	7.0	9	1	0	0	0.0	0	0
1/1/12 @ Cin.	1	20	20.0	20	0	0	0	0.0	0	0
<b>Totals</b>	<b>54</b>	<b>528</b>	<b>9.8</b>	<b>25</b>	<b>5</b>	<b>0</b>	<b>0</b>	<b>0.0</b>	<b>0</b>	<b>0</b>
<b>Playoffs</b>										
1/15/12 vs. Hou.	1	14	14.0	14	0	0	0	0.0	0	0
1/22/12 @ NE	2	23	11.5	16	0	0	0	0.0	0	0
<b>Totals</b>	<b>3</b>	<b>37</b>	<b>12.3</b>	<b>16</b>	<b>0</b>	<b>0</b>	<b>0</b>	<b>0.0</b>	<b>0</b>	<b>0</b>

### CAREER HIGHLIGHTS:

- Established career highs with 10 receptions (tied for third most in franchise history) for 79 yards and 2 TDs at Sea. (11/13/11)
- Pulled in his first-career TD reception (34-yarder) vs. NO (12/19/10)
- Started his first-career game vs. Buf. (10/24/10)
- Hauled in his first-career reception at Cin. (9/19/10)

## 84 ED DICKSON

### REGULAR SEASON

#### RECEIVING

Year	Team	GP	GS	No.	Yds.	Avg.	LG	TD
2010	Baltimore	15	3	11	152	13.8	58	1
2011	Baltimore	16	16	54	528	9.8	25	5
<b>Totals</b>		<b>31</b>	<b>19</b>	<b>65</b>	<b>680</b>	<b>10.5</b>	<b>58</b>	<b>6</b>

SPECIAL TEAMS TACKLES (3): 2010 (3)

### CAREER SINGLE-GAME HIGHS (REGULAR SEASON)

Receptions: 10 (11/13/11 at Sea.)  
 Yardage: 79 (11/13/11 at Sea.)  
 Long gain: 58 (10/10/10 vs. Den.)  
 Touchdowns: 2 (11/13/11 at Sea.)

### POSTSEASON

#### RECEIVING

Year	Team	GP	GS	No.	Yds.	Avg.	LG	TD
2010	Baltimore	2	1	1	2	2.0	2	0
2011	Baltimore	2	1	3	37	12.3	16	0
<b>Totals</b>		<b>4</b>	<b>2</b>	<b>4</b>	<b>39</b>	<b>9.8</b>	<b>16</b>	<b>0</b>

# 17

# TANDON DOSS

WIDE RECEIVER | 6-2 | 205

COLLEGE: INDIANA

HS: BEN DAVIS (INDIANAPOLIS, IN)

BORN: 9/22/89, INDIANAPOLIS, IN

EXP. (NFL/RAVENS): ROOKIE

GP/GS (PLAYOFFS): 6/0 (0/0)

**2011 SEASON HIGHLIGHTS:** Played in six games as a rookie both from scrimmage and on special teams

- Saw action from scrimmage and on special teams in the 20-14 victory in **game 15 vs. Cle. (12/24)**
- Played from scrimmage and on special teams in **games 3-6**
- Saw action in his first-career NFL game, playing from scrimmage and on special teams, in the 37-7 victory in **game 3 at STL (9/25)**

**2011 POSTSEASON HIGHLIGHTS:** Was a game-day inactive for both playoff games

## COLLEGE HIGHLIGHTS:

- Caught 154 passes for 1,854 yards (12.0 avg.) and 13 TDs in 31 career games (21 starts)
- Totaled 3,786 all-purpose yards on 273 plays (13.9 avg.), averaging 122.1 all-purpose ypg
- Became the sixth player in Big Ten Conference history with 1,000 or more KOR yards in a season and set an Indiana single-season record with 1,016 KOR yards (2010)
- Doss' 1,854 receiving yards rank sixth all time at Indiana, while his 154 receptions stand fourth...He is the 16th Hoosier to ever reach 100 career receptions and 1,000 career receiving yards

## COLLEGE HONORS:

- First-team All-Big Ten Conference in 2010 (coaches) and 2009 (media)
- Second-team All-Big Ten Conference in 2010 (media) and 2009 (coaches)
- Super Sleeper All-American as an all-purpose back by *The NFL Draft Report* (2010)
- "One-Play Warrior Club" as Indiana's Special Teams Player of the Year (2009)

### 2011 Game-by-Game Ravens

Date/Opp.	Receiving				Rushing				
	Rec.	Yds	Avg.	LG TD	No.	Yds	Avg.	LG TD	
9/11 vs. Pit.									
9/18 @ Ten.									
9/25 @ STL	0	0	0.0	0 0	0	0	0.0	0 0	0 0
10/2 vs. NYJ	0	0	0.0	0 0	0	0	0.0	0 0	0 0
10/16 vs. Hou.	0	0	0.0	0 0	0	0	0.0	0 0	0 0
10/24 @ Jax.	0	0	0.0	0 0	0	0	0.0	0 0	0 0
10/30 vs. Ari.	ACTIVE, BUT DID NOT PLAY								
11/6 @ Pit.									
11/13 @ Sea.									
11/20 vs. Cin.									
11/24 vs. SF									
12/4 @ Cle.									
12/11 vs. Ind.									
12/18 @ SD									
12/24 vs. Cle.	0	0	0.0	0 0	0	0	0.0	0 0	0 0
1/1/12 @ Cin.	SAW ACTION ON SPECIAL TEAMS								
<b>Totals</b>	<b>0</b>	<b>0</b>	<b>0.0</b>	<b>0 0</b>	<b>0</b>	<b>0</b>	<b>0.0</b>	<b>0 0</b>	<b>0 0</b>
<b>Playoffs</b>									
1/15/12 vs. Hou.									
1/22/12 @ NE									
<b>Totals</b>	<b>0</b>	<b>0</b>	<b>0.0</b>	<b>0 0</b>	<b>0</b>	<b>0</b>	<b>0.0</b>	<b>0 0</b>	<b>0 0</b>

### 2011 Game-by-Game Special Teams Ravens

Date/Opp.	TT	Solo	As	FF	FR	BK
9/11 vs. Pit.						
9/18 @ Ten.						
9/25 @ STL	0	0	0	0	0	0
10/2 vs. NYJ	0	0	0	0	0	0
10/16 vs. Hou.	0	0	0	0	0	0
10/24 @ Jax.	0	0	0	0	0	0
10/30 vs. Ari.	ACTIVE, BUT DID NOT PLAY					
11/6 @ Pit.						
11/13 @ Sea.						
11/20 vs. Cin.						
11/24 vs. SF						
12/4 @ Cle.						
12/11 vs. Ind.						
12/18 @ SD						
12/24 vs. Cle.	0	0	0	0	0	0
1/1/12 @ Cin.	0	0	0	0	0	0
<b>Totals</b>	<b>0</b>	<b>0</b>	<b>0</b>	<b>0</b>	<b>0</b>	<b>0</b>
<b>Playoffs</b>						
1/15/12 vs. Hou.						
1/22/12 @ NE						
<b>Totals</b>	<b>0</b>	<b>0</b>	<b>0</b>	<b>0</b>	<b>0</b>	<b>0</b>

## 17 TANDON DOSS

### REGULAR SEASON

Year	Teams	GP	GS	RECEIVING					RUSHING				
				No.	Yds.	Avg.	LG	TD	No.	Yds.	Avg.	LG	TD
2011	Baltimore	6	0	0	0	0.0	0	0	0	0	0.0	0	0
<b>Totals</b>		<b>6</b>	<b>0</b>	<b>0</b>	<b>0</b>	<b>0.0</b>	<b>0</b>	<b>0</b>	<b>0</b>	<b>0</b>	<b>0.0</b>	<b>0</b>	<b>0</b>

### CAREER SINGLE-GAME HIGHS (REGULAR SEASON)

<b>RECEIVING</b>	<b>RUSHING</b>
Receptions: None	Carries: None
Yardage: None	Yardage: None
Long Gain: None	Long Gain: None
Touchdowns: None	Touchdowns: None

### POSTSEASON

Year	Teams	GP	GS	RECEIVING					RUSHING				
				No.	Yds.	Avg.	LG	TD	No.	Yds.	Avg.	LG	TD
2011	Baltimore	0	0	0	0	0.0	0	0	0	0	0.0	0	0
<b>Totals</b>		<b>0</b>	<b>0</b>	<b>0</b>	<b>0</b>	<b>0.0</b>	<b>0</b>	<b>0</b>	<b>0</b>	<b>0</b>	<b>0.0</b>	<b>0</b>	<b>0</b>

# 59

# DANNELL ELLERBE

LINEBACKER | 6-1 | 240

COLLEGE: GEORGIA

EXP. (NFL/RAVENS): 3/3

HS: RICHMOND COUNTY (NC)

GP/GS (PLAYOFFS): 33/7 (6/3)

BORN: 11/29/85, HAMLET, NC

**2011 SEASON HIGHLIGHTS:** Saw action in nine games, including three starts (missed six games with a thigh injury and one with a concussion) and finished the season with 17 tackles (13 solo)

- Started (Ray Lewis - foot) and led the team with 7 tackles (tied with Jameel McClain), including 5 solo, in the 24-10 victory in **game 12 at Cle. (12/4)**
- Started his first game of the season (Ray Lewis - foot) and had 3 tackles for a defense that forced 3 turnovers in the 31-24 victory in **game 10 vs. Cin. (11/20)**
- Saw action on special teams and subbed from scrimmage for a defense that recorded a team-record 7 turnovers (4 FRs and 3 INTs) in the 35-7 victory in the **season opener vs. Pit. (9/11)**

**2011 POSTSEASON HIGHLIGHTS:** Totaled 6 tackles for a team that forced 7 turnovers in two playoff games

- Produced 3 tackles for a team that forced 4 turnovers (3 INTs and 1 FR) in the 20-13 victory in the **Divisional Playoff vs. Hou. (1/15/12)**

### CAREER HIGHLIGHTS:

- Posted a career-high 8 tackles in his first-career NFL start vs. Chi. (12/20/09)
- Recorded his first-career INT vs. Oak. (1/3/10)
- Was the only rookie free agent to make the Ravens' opening-day 53-man roster in 2009

#### 2011 Game-by-Game Defense Ravens

Date/Opp.	TT	Solo	As	Sacks	INT	PD	FF	FR
9/11 vs. Pit.	0	0	0	0-0	0-0	0	0	0
9/18 @ Ten.	0	0	0	0-0	0-0	0	0	0
9/25 @ STL	2	2	0	0-0	0-0	0	0	0
10/2 vs. NYJ				INACTIVE - THIGH				
10/16 vs. Hou.	1	1	0	0-0	0-0	0	0	0
10/24 @ Jax.				INACTIVE - THIGH				
10/30 vs. Ari.				INACTIVE - THIGH				
11/6 @ Pit.				INACTIVE - THIGH				
11/13 @ Sea.				INACTIVE - THIGH				
11/20 vs. Cin.	3	2	1	0-0	0-0	0	0	0
11/24 vs. SF				INACTIVE - THIGH				
12/4 @ Cle.	7	5	2	0-0	0-0	0	0	0
12/11 vs. Ind.	1	1	0	0-0	0-0	0	0	0
12/18 @ SD	1	1	0	0-0	0-0	0	0	0
12/24 vs. Cle.	2	1	1	0-0	0-0	0	0	0
1/1/12 @ Cin.				INACTIVE - HEAD				
<b>Totals</b>	<b>17</b>	<b>13</b>	<b>4</b>	<b>0-0</b>	<b>0-0</b>	<b>0</b>	<b>0</b>	<b>0</b>
<b>Playoffs</b>								
1/15/12 vs. Hou.	3	2	1	0-0	0-0	0	0	0
1/22/12 @ NE	3	1	2	0-0	0-0	0	0	0
<b>Totals</b>	<b>6</b>	<b>3</b>	<b>3</b>	<b>0-0</b>	<b>0-0</b>	<b>0</b>	<b>0</b>	<b>0</b>

#### 2011 Game-by-Game Special Teams Ravens

Date/Opp.	TT	Solo	As	FF	FR	BK
9/11 vs. Pit.	0	0	0	0	0	0
9/18 @ Ten.	1	1	0	0	0	0
9/25 @ STL	0	0	0	0	0	0
10/2 vs. NYJ				INACTIVE - THIGH		
10/16 vs. Hou.	0	0	0	0	0	0
10/24 @ Jax.				INACTIVE - THIGH		
10/30 vs. Ari.				INACTIVE - THIGH		
11/6 @ Pit.				INACTIVE - THIGH		
11/13 @ Sea.				INACTIVE - THIGH		
11/20 vs. Cin.	0	0	0	0	0	0
11/24 vs. SF				INACTIVE - THIGH		
12/4 @ Cle.	0	0	0	0	0	0
12/11 vs. Ind.	0	0	0	0	0	0
12/18 @ SD	0	0	0	0	0	0
12/24 vs. Cle.	0	0	0	0	0	0
1/1/12 @ Cin.				INACTIVE - HEAD		
<b>Totals</b>	<b>1</b>	<b>1</b>	<b>0</b>	<b>0</b>	<b>0</b>	<b>0</b>
<b>Playoffs</b>						
1/15/12 vs. Hou.	0	0	0	0	0	0
1/22/12 @ NE	0	0	0	0	0	0
<b>Totals</b>	<b>0</b>	<b>0</b>	<b>0</b>	<b>0</b>	<b>0</b>	<b>0</b>

## 59 DANNELL ELLERBE

### REGULAR SEASON

Year	Team	GP	GS	TACKLES			INTERCEPTIONS				FUMBLES					
				TT	Solo	Asst	SK	Yards	No.	Yds.	Lg	TDs	PD	FF	FR	Yds.
2009	Baltimore	13	3	55	37	18	0	0	1	28	28	0	4	0	1	0
2010	Baltimore	11	1	29	22	7	1	13	0	0	0	1	0	0	0	0
2011	Baltimore	9	3	17	13	4	0	0	0	0	0	0	0	0	0	0
<b>Totals</b>		<b>33</b>	<b>7</b>	<b>101</b>	<b>72</b>	<b>29</b>	<b>1</b>	<b>13</b>	<b>1</b>	<b>28</b>	<b>28</b>	<b>0</b>	<b>5</b>	<b>0</b>	<b>1</b>	<b>0</b>

**SPECIAL TEAMS TACKLES (15):** 2009 (8); 2010 (6); 2011 (1)

### CAREER SINGLE-GAME HIGHS (REGULAR SEASON)

**Total Tackles:** 8 2 times (last: 12/20/09 vs. Chi.)  
**Solo Tackles:** 6 (12/20/09 vs. Chi.)  
**Sacks:** 1 (12/19/10 vs. NO)  
**INTs:** 1 (1/3/10 at Oak.)  
**Forced Fumbles:** 1 (1/3/10 at Oak.)  
**Fumble Recoveries:** None  
**Passes Defensed:** 1 (1/3/10 at Oak.)  
**2 (1/3/10 at Oak.)**

### POSTSEASON

Year	Team	GP	GS	TACKLES			INTERCEPTIONS				FUMBLES					
				TT	Solo	Asst	SK	Yards	No.	Yds.	Lg	TDs	PD	FF	FR	Yds.
2009	Baltimore	2	2	16	15	1	0	0	0	0	0	0	0	0	0	0
2010	Baltimore	2	0	7	5	2	0	0	0	0	0	0	0	0	1	0
2011	Baltimore	2	1	6	3	3	0	0	0	0	0	0	0	0	0	0
<b>Totals</b>		<b>6</b>	<b>3</b>	<b>29</b>	<b>23</b>	<b>6</b>	<b>0</b>	<b>0</b>	<b>0</b>	<b>0</b>	<b>0</b>	<b>0</b>	<b>0</b>	<b>1</b>	<b>0</b>	<b>0</b>

# 83

## LEE EVANS

WIDE RECEIVER | 5-10 | 197

COLLEGE: WISCONSIN  
EXP. (NFL/RAVENS): 8/1

HS: BEDFORD (OH)  
GP/GS (PLAYOFFS): 118/104 (2/0)

BORN: 3/11/81, SANDUSKY, OH

**2011 SEASON HIGHLIGHTS:** Played in nine games (two starts) and finished the season with 4 receptions for 74 yards (missed seven games with an ankle injury after joining the Ravens in training camp)

- Pulled in 1 reception for 21 yards, eclipsing the 6,000-yard mark for his career, in the 24-10 victory in **game 13 vs. Ind. (12/11)**
- Subbed and pulled in 1 reception for 8 yards, converting a crucial third-and-7 on the Ravens' lone TD drive, in the 16-6 victory in **game 11 vs. SF (11/24)**
- Saw his first action in 7 games (ankle) in the 31-24 victory in **game 10 vs. Cin. (11/20)**
- Was a game-day inactive (ankle) in **games 3-9**
- Pulled in his first catch as a Raven, finishing the game with 2 receptions for 45 yards (22.5 avg.) in **game 2 at Ten. (9/18)**
- Started his first game as a Raven and was part of an offense that racked up 385 total yards and 4 TDs in the 35-7 victory in the **season opener vs. Pit. (9/11)**

**2011 POSTSEASON HIGHLIGHTS:** Totaled 4 receptions for 69 yards for an offense that averaged 312.5 yards per game in two playoff games

- Saw action in his first-career postseason game and hauled in a one-handed 30-yard reception in the 20-13 victory in the **Divisional Playoff vs. Hou. (1/15/12)**

### 2011 Game-by-Game Ravens

Date/Opp.	Receiving					Rushing				
	Rec.	Yds	Avg.	LG	TD	No.	Yds	Avg.	LG	TD
9/11 vs. Pit.	0	0	0.0	0	0	0	0	0.0	0	0
9/18 @ Ten.	2	45	22.5	32	0	0	0	0.0	0	0
9/25 @ STL	INACTIVE - ANKLE									
10/2 vs. NYJ	INACTIVE - ANKLE									
10/16 vs. Hou.	INACTIVE - ANKLE									
10/24 @ Jax.	INACTIVE - ANKLE									
10/30 vs. Ari.	INACTIVE - ANKLE									
11/6 @ Pit.	INACTIVE - ANKLE									
11/13 @ Sea.	INACTIVE - ANKLE									
11/20 vs. Cin.	0	0	0.0	0	0	0	0	0.0	0	0
11/24 vs. SF	1	8	8.0	8	0	0	0	0.0	0	0
12/4 @ Cle.	0	0	0.0	0	0	0	0	0.0	0	0
12/11 vs. Ind.	1	21	21.0	21	0	0	0	0.0	0	0
12/18 @ SD	0	0	0.0	0	0	0	0	0.0	0	0
12/24 vs. Cle.	0	0	0.0	0	0	0	0	0.0	0	0
1/1/12 @ Cin.	0	0	0.0	0	0	0	0	0.0	0	0
<b>Totals</b>	<b>4</b>	<b>74</b>	<b>18.5</b>	<b>32</b>	<b>0</b>	<b>0</b>	<b>0</b>	<b>0.0</b>	<b>0</b>	<b>0</b>
<b>Playoffs</b>										
1/15/12 vs. Hou.	1	30	30.0	30	0	0	0	0.0	0	0
1/22/12 @ NE	3	39	13.0	20	0	0	0	0.0	0	0
<b>Totals</b>	<b>4</b>	<b>69</b>	<b>17.3</b>	<b>30</b>	<b>0</b>	<b>0</b>	<b>0</b>	<b>0.0</b>	<b>0</b>	<b>0</b>

### CAREER HIGHLIGHTS:

- Became the first player in NFL history to record two 80-plus-yard TD receptions the same quarter (11/19/06 at Hou.)
- Has six 70-plus-yard TD receptions (tied with Greg Jennings) for the most among active players and most in the NFL since 2004
- Set career highs with 82 receptions for 1,292 yards, and produced 8 TDs in 2006
- Led Bills in total TDs and TD receptions (7) in 2009
- Established the Bills' single-game receiving record with 265 yards at Hou. (11/19/06)
- First NFL WR since Jerry Rice to average 15.0 yards per reception per season in his first five seasons (2004-2008)

## 83 LEE EVANS

### REGULAR SEASON

Year	Teams	GP	GS	RECEIVING					RUSHING				
				No.	Yds.	Avg.	LG	TD	No.	Yds.	Avg.	LG	TD
2004	Buffalo	16	11	48	843	17.6	69t	9	5	85	17	48	0
2005	Buffalo	16	15	48	743	15.5	65	7	4	38	9.5	39	0
2006	Buffalo	16	15	82	1,292	15.8	83t	8	0	0	0.0	0	0
2007	Buffalo	16	16	55	849	15.4	85t	5	0	0	0.0	0	0
2008	Buffalo	16	16	63	1,017	16.1	87t	3	1	22	22.0	22	0
2009	Buffalo	16	16	44	612	13.9	50	7	0	0	0.0	0	0
2010	Buffalo	13	13	37	578	15.6	54	4	0	0	0.0	0	0
2011	Baltimore	9	2	4	74	18.5	32	0	0	0	0.0	0	0
<b>Totals</b>		<b>118</b>	<b>104</b>	<b>381</b>	<b>6,008</b>	<b>15.8</b>	<b>87t</b>	<b>43</b>	<b>10</b>	<b>145</b>	<b>14.5</b>	<b>48</b>	<b>0</b>

### CAREER SINGLE-GAME HIGHS (REGULAR SEASON)

RECEIVING	RUSHING
<b>Receptions:</b> 11 (11/19/06 at Hou.)	<b>Carries:</b> 1 10 times (last: 10/5/08 at Ari.)
<b>Yardage:</b> 265 (11/19/06 at Hou.)	<b>Yardage:</b> 48 (12/12/04 vs. Cle.)
<b>Long Gain:</b> 87t (10/5/08 at Ari.)	<b>Long Gain:</b> 48 (12/12/04 vs. Cle.)
<b>Touchdowns:</b> 3 2 times (last: 10/24/10 at Bal.)	<b>Touchdowns:</b> None

### POSTSEASON

Year	Teams	GP	GS	RECEIVING					RUSHING				
				No.	Yds.	Avg.	LG	TD	No.	Yds.	Avg.	LG	TD
2011	Baltimore	2	0	4	69	17.3	30	0	0	0	0.0	0	0
<b>Totals</b>		<b>2</b>	<b>0</b>	<b>4</b>	<b>69</b>	<b>17.3</b>	<b>30</b>	<b>0</b>	<b>0</b>	<b>0</b>	<b>0.0</b>	<b>0</b>	<b>0</b>

# 5

## JOE FLACCO

QUARTERBACK | 6-6 | 245

COLLEGE: DELAWARE

HS: AUDUBON (NJ)

BORN: 1/16/85, VOORHESS, NJ

EXP. (NFL/RAVENS): 4/4

GP/GS (PLAYOFFS): 64/64 (9/9)

**2011 SEASON HIGHLIGHTS:** Led the Ravens to the AFC North Division title, completing 312 of 542 passes for 3,610 yards, 20 TDs and 12 INTs in 2011...Also carried the ball 39 times for 88 yards and 1 TD...Set single-game career highs in completions (31 vs. Ari. 10/30), attempts (52 at Sea. 11/13/11), passing yards (389 at STL 9/25/11) and long gain (74t at STL 9/25/11)

- Completed a season-high 74.2% of his passes (23 of 31) for 227 yards and 2 TDs in the 24-10 victory in **game 13 vs. Ind. (12/11)**
- Led the Ravens on a 13-play, 92-yard game-winning drive, throwing a 26-yard TD pass to WR Torrey Smith with 8 seconds remaining in the 23-20 win in **game 8 at Pit. (11/6)**...Finished the game 28-of-47 for 300 yards, 1 TD and no INTs against the Steelers...Flacco became the second Ravens QB ever (Vinny Testaverde in inaugural 1996 season) to post back-to-back 300-yard passing games...Flacco's game-winning drive earned him the GMC "Never Say Never" Moment of the Week, voted by the fans on *NFL.com*
- Established career highs in completions (31) and attempts (51- since broken) for 336 yards in the 30-27 victory in **game 7 vs. Ari. (10/30)**...Flacco led the Ravens on 4 scoring drives in 7 second-half possessions, leading the Ravens back from a 21-point deficit, the biggest comeback in franchise history
- Earned FedEx Air NFL Player of the Week honors after he threw for a career-high 389 yards and 3 TDs, leading the Ravens to a franchise-record 553 total yards in the 37-7 victory in **game 3 at STL (9/25)**...Flacco also tossed a career-long 74-yard TD to WR Torrey Smith (Smith's first-career catch) against the Rams
- Completed 17 of 29 passes for 224 yards, 3 TDs and no INTs for a 117.6 QB rating in the 35-7 victory in the **season opener vs. Pit. (9/11)**...Led the Ravens on 6 scoring drives (4 TDs and 2 FGs) against the Steelers

**2011 POSTSEASON HIGHLIGHTS:** Completed 36 of 63 passes for 482 yards, 4 TDs and just 1 INT for a 96.1 QB rating in two playoff games

- Completed 22 of 36 passes for a postseason franchise-record 306 yards, 2 TDs and 1 INT for an offense that produced a playoff franchise-record 398 yards in the **AFC Championship at NE (1/22/12)**
- Completed 14 of 27 passes for 176 yards, 2 TDs and no INTs (97.1 QB rating) in the 20-13 victory in the **Divisional Playoff vs. Hou. (1/15/12)**...Flacco is the first QB in NFL history (since the 1970 merger) to start a playoff game in each of his first four seasons and to win a playoff contest in each year

### CAREER HIGHLIGHTS:

- Is the Ravens' all-time leading passer in yards (13,816), TD passes (80), completions (1,190) and attempts (1,958) and is second in completion percentage (60.8)
- Flacco's 44 regular season wins are the most ever by a starting quarterback in his first four years in the NFL
- His 73 NFL starts (including playoffs) are the most to begin a career by a QB in NFL history...Flacco has produced 49 wins in these contests
- Flacco is the only starting quarterback in NFL history (since the 1970 merger) to reach the playoffs in each of his first four seasons
- Became the first rookie QB in NFL history to win two playoff games in the 2008 Divisional Playoff win at Ten. (1/10/09)
- The tandem of John Harbaugh and Flacco, which in 2008 set the NFL record for most wins ever (13, including playoffs) by a rookie head coach starting a rookie QB, now own the league mark for earning the playoffs in their first four seasons
- Set career highs in completions (315) and completion percentage (63.1) in 2009 and in yards (3,622), TDs (25) and QB rating (93.6) in 2010, leading the Ravens to the playoffs for the third-consecutive season
- Set the Ravens' single-season record for completion percentage (63.1) in 2009 and QB rating (93.6) in 2010, while his 25 passing TDs and 3,622 passing yards in 2010 rank as the second-most in Ravens single-season history
- Ravens set a franchise record for fewest turnovers with 20 (10 INTs and 10 fumbles lost) in 2010
- Flacco and Drew Brees are tied for the most total wins by a starting quarterback since 2008 (49 victories)
- Flacco has led the Ravens to 27 career regular season wins at home, the most among NFL starting quarterbacks since 2008
- In each of the past three seasons, Flacco and Aaron Rodgers are the only NFL quarterbacks to throw for at least 3,600 yards and 20 TDs while posting 12 INTs or less
- Among all NFL quarterbacks since 2008, Flacco and Eli Manning have produced a league-best 21 total road wins (including playoffs)

### CAREER HONORS:

- Diet Pepsi Rookie of the Year (*NFL.com* fan vote) in 2008
- NFL Offensive Rookie of the Month (November, 2008)
- *USA Today's* All-Joe Team (players who are critical to their team, but don't receive Pro Bowl nods) in 2009
- AFC Rookie of the Week (Week 17, 2008)
- FedEx Air NFL Player of the Week (Week 3, 2011)
- GMC "Never Say Never" Moment of the Week (Week 9, 2011)

# RAVENS 5 JOE FLACCO

**2011 Game-by-Game Ravens**

Date/Opp.	Passing										Rushing				
	Att.	Comp.	Yards	Pct.	Att.	TD	Int.	LG	Sack/Yds	Rtg	Att.	Yds	Avg.	LG	TD
9/11 vs. Pit.	29	17	224	58.6	7.72	3	0	29	1/9	117.6	0	0	0.0	0	0
9/18 @ Ten.	32	15	197	46.9	6.16	1	2	32	3/13	51.2	0	0	0.0	0	0
9/25 @ STL	48	27	389	56.3	8.10	3	0	74t	2/4	103.6	8	27	3.4	9	0
10/2 vs. NYJ	31	10	163	32.3	5.26	0	1	52	2/8	37.4	3	-3	-1.0	-1	0
10/16 vs. Hou.	33	20	305	60.6	9.24	0	1	56	2/16	78.5	3	-1	-0.3	1t	1
10/24 @ Jax.	38	21	137	55.3	3.61	1	1	20	3/25	61.0	0	0	0.0	0	0
10/30 vs. Ari.	51	31	336	60.8	6.59	0	1	37	3/38	72.0	4	15	3.8	10	0
11/6 @ Pit.	47	28	300	59.6	6.38	1	0	29	3/11	85.4	0	0	0.0	0	0
11/13 @ Sea.	52	29	255	55.8	4.90	1	1	19	1/8	67.4	2	8	4.0	6	0
11/20 vs. Cin.	27	17	270	63.0	10.00	2	1	49	1/2	105.5	3	-2	-0.7	0	0
11/24 vs. SF	23	15	161	65.2	7.00	1	0	22	0/0	100.1	6	2	0.3	6	0
12/4 @ Cle.	23	10	158	43.5	6.87	0	0	32	1/0	66.9	4	-1	-0.3	2	0
12/11 vs. Ind.	31	23	227	74.2	7.32	2	1	26	2/15	102.5	0	0	0.0	0	0
12/18 @ SD	34	23	226	67.6	6.65	2	2	36	5/40	81.2	1	12	12.0	12	0
12/24 vs. Cle.	24	11	132	45.8	5.50	2	1	42t	1/10	73.6	4	30	7.5	33	0
1/1/12 @ Cin.	19	15	130	78.9	6.84	1	0	39	1/4	112.7	1	1	1.0	1	0
<b>Totals</b>	<b>542</b>	<b>312</b>	<b>3,610</b>	<b>57.6</b>	<b>6.66</b>	<b>20</b>	<b>12</b>	<b>74t</b>	<b>31/203</b>	<b>80.9</b>	<b>39</b>	<b>88</b>	<b>2.3</b>	<b>33</b>	<b>1</b>
<b>Playoffs</b>															
1/15/12 vs. Hou.	27	14	176	51.9	6.52	2	0	30	5/36	97.1	2	-1	-0.5	-1	0
1/22/12 @ NE	36	22	306	61.1	8.50	2	1	42	3/24	95.1	4	27	6.8	14	0
<b>Totals</b>	<b>63</b>	<b>36</b>	<b>482</b>	<b>57.1</b>	<b>7.65</b>	<b>4</b>	<b>1</b>	<b>42</b>	<b>8/60</b>	<b>96.1</b>	<b>6</b>	<b>26</b>	<b>4.3</b>	<b>14</b>	<b>0</b>

## 5 JOE FLACCO

**REGULAR SEASON**

**PASSING**

Year	Team	GP	GS	Att	Cmp	Yds	Cmp%	Yds/Att	TD	Int	LG	Sack/Lost	QB Rating
2008	Baltimore	16	16	428	257	2,971	60.0	6.94	14	12	70t	32/276	80.3
2009	Baltimore	16	16	499	315	3,613	63.1	7.24	21	12	72t	36/218	88.9
2010	Baltimore	16	16	489	306	3,622	62.6	7.41	25	10	67	40/294	93.6
2011	Baltimore	16	16	542	312	3,610	57.6	6.66	20	12	74t	31/203	80.9
<b>Totals</b>		<b>64</b>	<b>64</b>	<b>1,958</b>	<b>1,190</b>	<b>13,816</b>	<b>60.8</b>	<b>7.06</b>	<b>80</b>	<b>46</b>	<b>74t</b>	<b>139/991</b>	<b>86.0</b>

**CAREER SINGLE-GAME HIGHS (REGULAR SEASON)**

**Most Attempts:** 52 (11/13/11 at Sea.)  
**Most Completions:** 31 (10/30/11 vs. Ari.)  
**Most Yards Passing:** 389 (9/25/11 at STL)  
**Most Touchdowns:** 4 (12/20/09 vs. Chi.)  
**Longest Gain:** 74t (9/25/11 at STL)

**RUSHING**

Year	Team	GP	GS	No.	Yds.	Avg.	LG	TD
2008	Baltimore	16	16	52	180	3.5	38t	2
2009	Baltimore	16	16	35	56	1.6	10	0
2010	Baltimore	16	16	43	84	2.0	14	1
2011	Baltimore	16	16	39	88	2.3	33	1
<b>Totals</b>		<b>64</b>	<b>64</b>	<b>169</b>	<b>408</b>	<b>2.4</b>	<b>38t</b>	<b>4</b>

**Additional Statistics:** Has 2 receptions for 35 yards (had 1 reception for a career-long 43 yards vs. Oak. 10/26/08)

**POSTSEASON**

**PASSING**

Year	Team	GP	GS	Att	Cmp	Yds	Cmp%	Yds/Att	TD	Int	LG	Sack/Lost	QB Rating
2008	Baltimore	3	3	75	33	437	44.0	5.83	1	3	48t	3/16	50.8
2009	Baltimore	2	2	45	24	223	53.3	4.96	0	3	27	1/6	39.4
2010	Baltimore	2	2	64	41	390	64.1	6.09	3	1	28	9/51	90.0
2011	Baltimore	2	2	63	36	482	57.1	7.65	4	1	42	8/60	96.1
<b>Totals</b>		<b>9</b>	<b>9</b>	<b>247</b>	<b>134</b>	<b>1,532</b>	<b>54.3</b>	<b>6.20</b>	<b>8</b>	<b>8</b>	<b>48t</b>	<b>21/133</b>	<b>70.4</b>

**RUSHING**

Year	Team	GP	GS	No.	Yds.	Avg.	LG	TD
2008	Baltimore	3	3	12	5	0.4	5t	1
2009	Baltimore	2	2	7	7	1.0	7	0
2010	Baltimore	2	2	9	25	2.8	13	0
2011	Baltimore	2	2	6	26	4.3	14	0
<b>Totals</b>		<b>9</b>	<b>9</b>	<b>34</b>	<b>63</b>	<b>1.9</b>	<b>14</b>	<b>1</b>



# RAVENS RANTS: JOE FLACCO

## FRANCHISE LEADER



QB Joe Flacco is the Ravens' all-time leading passer. In 2011's Week 9 win at Pittsburgh, he engineered a 13-play, 92-yard TD drive, hitting WR Torrey Smith with a 26-yard pass with 8 seconds left to seal a 23-20 victory. Flacco has 11 career game-winning drives in the fourth quarter/OT, including three in 2011.

### RAVENS ALL-TIME PASSING LEADERS (Franchise History)

Rk.	Player	G	Att	Cmp	Pct	Yards	TD	INT	Rate
1.	Joe Flacco	64	1,958	1,190	60.8	13,816	80	46	86.0
2.	Kyle Boller	53	1,311	746	56.9	7,846	45	44	71.9
3.	V. Testaverde	29	1,019	596	58.5	7,148	51	34	82.8

## FLACCO IS THE FIRST

Joe Flacco is the first starting QB in NFL history (since 1970 merger) to lead his team to the playoffs in each of his first four seasons. Flacco has helped the Ravens earn five playoff wins since '08, tied (Ben Roethlisberger and Kurt Warner) for the second-most victories by a QB over the first four years of a career (Tom Brady - 6).

## FLACCO VS. PLAYOFF TEAMS

The Ravens were 7-1 against 2011 playoff teams (2-0 vs. Pit., 2-0 vs. Cin., 2-0 vs. Hou., 1-0 vs. SF and 0-1 vs. NE). In these games, seven of which were against teams that owned Top 7 defenses, QB Joe Flacco was a standout performer.

### QB JOE FLACCO VS. PLAYOFF TEAMS (2011 Season)

Game	Result	Att	Cmp	Pct.	Yards	TD	INT	Rate
9/11 vs. Pit.	W, 35-7	29	17	58.6	224	3	0	117.6
10/16 vs. Hou.	W, 29-14	33	20	60.6	305	0	1	78.5
11/6 at Pit.	W, 23-20	47	28	59.6	300	1	0	85.4
11/20 vs. Cin.	W, 31-24	27	17	63.0	270	2	1	105.5
11/24 vs. SF	W, 16-6	23	15	65.2	161	1	0	100.1
1/1 at Cin.	W, 24-16	19	15	78.9	130	1	0	112.7
1/15 vs. Hou.	W, 20-13	27	14	51.9	176	2	0	97.1
1/22 at NE	L, 20-23	36	22	61.1	306	2	1	95.4
<b>Totals</b>	<b>7-1</b>	<b>241</b>	<b>148</b>	<b>61.4</b>	<b>1,872</b>	<b>12</b>	<b>3</b>	<b>97.0</b>

### 2011 Final Defensive Rankings (YPG):

- Pittsburgh (1), Houston (2), San Francisco (4), Cincinnati (7)

## JOE HOT AT HOME

Dating back to 11/29/09, Joe Flacco has helped lead the Ravens to an 18-1 home record. Here are his numbers in those games:

### QB JOE FLACCO AT HOME (Last 19 Games / Since Nov. 29, 2009)

Player (Record)	Att	Cmp	Pct	Yards	TD	INT	Rate
Joe Flacco (18-1)	554	339	61.2	4,397	29	8	97.6

## RAVENS RECORDS

QB Joe Flacco owns a franchise-record 24 100-plus single-game passer ratings, including six in 2011. He has also posted two of the top three passing yards games in Ravens history.

### RAVENS SINGLE-GAME PASSING YARDS

Yards	Player	Opp./Date
429	Vinny Testaverde	vs. STL, 10/27/96
389	Joe Flacco	at STL, 9/25/11
385	Joe Flacco	at Min., 10/18/09

## WINNINGEST AFTER FOUR

QB Joe Flacco's 44 regular season wins are the most by a QB in his first four seasons (2008-11) in NFL history. Including playoffs, he owns an NFL-record 49 total wins in his first four seasons.

### MOST WINS BY STARTING QB / FIRST FOUR SEASONS (Since 1970 / Including Playoffs)

Rk.	Quarterback (Years)	Record	Playoff Record
1.	Joe Flacco (2008-11)	44-20	5-4
2.	Matt Ryan (2008-11)	43-41	0-3
3.	Dan Marino (1983-86)	41-16	3-3

### Flacco Playoffs Quick Hit:

- In the 2011 Divisional vs. Hou. (1/15/12), Flacco became the only QB in NFL history (since 1970 merger) to start a playoff game in each of his first four seasons. He owns a 5-4 postseason record (four wins on the road).

## JOE SETS BALTIMORE RECORD

In 2011, QB Joe Flacco surpassed the 3,500-yard passing milestone for the third-consecutive season, becoming the first QB in Baltimore football history (Colts and Ravens) to accomplish the feat. Flacco also threw for 20 TDs in 2011, posting his third-straight 3,500-yard/20-touchdown campaign.

### SINGLE-SEASON PASSING YARDS (Ravens History)

Rk.	Player (Year)	Cmp-Att	Pct.	Yards	TD	INT	Rate
1.	V. Testaverde ('96)	325-549	59.2	4,177	33	19	88.7
2.	Joe Flacco ('10)	306-489	62.6	3,622	25	10	93.6
3.	Joe Flacco ('09)	315-499	63.1	3,613	21	12	88.9
4.	Joe Flacco ('11)	312-542	57.6	3,610	20	12	80.9

## FLACCO FAST FACTS

### MOST WINS BY STARTING QBs (Since 2008 / Including Playoffs)

Rk.	Player	Record
1.	Joe Flacco	49-24
	Drew Brees	49-20
3.	Ben Roethlisberger	46-19
4.	Aaron Rodgers	45-23

- In the Ravens' last 42 regular season wins (dating back to 2008), Flacco has 58 TD passes and 14 INTs for a 97.5 QB rating on 752-of-1,207 passing (62.3%).

- Baltimore is 28-3 when Flacco produces at least a 95 rating (and 14-1 when he's at 110.0 or better).

- Flacco owns 27 career regular season wins at home, good for the most among NFL starting quarterbacks since 2008. Flacco is 27-5 at M&T Bank Stadium.

### MOST CONSECUTIVE STARTS BY QUARTERBACKS (Active Streaks / Regular Season)

Rk.	Player	Starts
1.	Eli Manning	119
2.	Philip Rivers	96
3.	Joe Flacco	64
4.	Tom Brady	48

## LEADER OF THE 300s

QB Joe Flacco has passed for a Ravens' record 300 yards eight times (tied) during his career, including in four games in 2011.

### 300-YARD PASSING GAMES (Ravens Single Seasons)

1.	V. Testaverde (1996)	5
2.	Joe Flacco (2011)	4
3.	Joe Flacco (2009)	3

### 300-YARD PASSING GAMES (Ravens History)

1.	Joe Flacco (2008-11)	8
	V. Testaverde (1996-97)	8
3.	Three other players	2

# RAVENS RANTS: JOE FLACCO

## FLACCO GAME-WINNING DRIVES (10 REG. SEASON, 1 PLAYOFF)

### GAME-WINNING DRIVES IN FOURTH QUARTER OR OVERTIME

<u>Date/Opp.</u>	<u>Drive Length</u>	<u>Scoring Play</u>	<u>Time Left</u>	<u>Score</u>
11/2/08 at Cle.	5 plays, 59 yards in 1:54	Stover 22-yard field goal	5:36	30-27
1/10/09 at Ten. (Div.)	9 plays, 51 yards in 3:30	Stover 43-yard field goal	0:53	13-10
9/13/09 vs. KC	8 plays, 74 yards in 3:15	Clayton 31-yard pass from Flacco	2:06	38-24
11/29/09 vs. Pit.	6 plays, 17 yards in 3:23	Cundiff 29-yard field goal	6:42 (OT)	20-17
9/26/10 vs. Cle.	10 plays, 69 yards in 5:41	Boldin 27-yard pass from Flacco	9:13	21-17
10/3/10 at Pit.	4 plays, 40 yards in 0:36	Houshmandzadeh 18-yard pass from Flacco	0:32	17-14
10/24/10 vs. Buf.	4 plays, 9 yards in 1:58	Cundiff 38-yard field goal	10:54 (OT)	37-34
12/19/10 vs. NO	5 plays, 66 yards in 1:31	Cundiff 32-yard field goal	10:03	27-24 (30-24 final)
10/30/11 vs. Ari.	5 plays, 37 yards in 0:52	Cundiff 25-yard field goal	0:00	30-27
11/6/11 at Pit.	13 plays, 92 yards in 2:16	T. Smith 26-yard pass from Flacco	0:08	23-20
11/24/11 vs. SF	16 plays, 76 yards in 7:34	Pitta 8-yard pass from Flacco	14:56	13-6 (16-6 final)

## HARBS & JOE COOL

In 2011, John Harbaugh and Joe Flacco once again set an NFL record when they became the first rookie head coach starting a rookie quarterback (in 2008) to earn the playoffs in their initial four seasons together (2008-11). Harbaugh and Flacco also set the NFL record in 2008 for most combined wins (13) by a rookie head coach and rookie QB combo.

## RAVENS "O" SETS RECORD

Baltimore's "O" posted a franchise-record 553 yards in Week 3's win at St. Louis. The Ravens' top all-time single-game outputs have come during the John Harbaugh/Cam Cameron Era (since 2008).

### RAVENS TOP TOTAL NET YARDS (Single-Game History)

<u>Yards</u>	<u>Game/Date</u>	<u>Results</u>
<b>553</b>	<b>9/25/11 at STL</b>	<b>W, 37-7</b>
548	12/13/09 vs. Det.	W, 48-3
501	9/13/09 vs. KC	W, 38-24
479	9/27/09 vs. Cle.	W, 34-3
479	11/19/00 vs. Dal.	W, 27-0

## FRANCHISE-RECORD COMEBACK

The Ravens overcame a 21-point deficit against the Cardinals in Week 8, producing the largest comeback victory in team history to earn a 30-27 win. At one point early in the fourth quarter, Baltimore had scored 24 unanswered points. The Ravens also outscored the Cardinals 24-3 in the second half.

### MOST POINTS OVERCOME TO WIN GAME (Ravens History)

<u>Points</u>	<u>Date/Game (Details/Final Score)</u>
<b>21</b>	<b>10/30/11 vs. Ari. (trailed 24-3, won 30-27)</b>
19	11/12/06 at Ten. (trailed 7-26, won 27-26)
17	11/23/03 vs. Sea. (trailed 41-24, won 44-41 in OT)
16	9/10/00 vs. Jax. (trailed 23-7, won 39-36)

#### Comeback Quick Hit:

- In the second half vs. Arizona in Week 8, Baltimore outgained the Cardinals in total yards, 249-56, allowing -1 passing yards and gaining 226.

## PASSING TRENDS

Here are several Joe Flacco passing trends and the Ravens' corresponding regular season record when he hits these marks:

When passing for 270-plus yards . . . . .	12-2
When passing for 2 TDs or more . . . . .	19-6
When not throwing an INT . . . . .	29-4
When posting a 95-plus QB rating . . . . .	28-3
When attempting 31 passes or less . . . . .	32-5

## ROAD WARRIOR

### ROAD PLAYOFF VICTORIES BY QBs / NFL HISTORY

<u>Quarterback</u>	<u>Road Playoff Wins</u>
Eli Manning	5
<b>Joe Flacco</b>	<b>4</b>
Len Dawson	4
Jake Delhomme	4
Mark Sanchez	4
Roger Staubach	4

## PLAYOFF WINS

Joe Flacco is the first starting QB in NFL history (since 1970 merger) to make the playoffs in each of his first four seasons and also the first to win a playoff game in each of those years. Flacco has compiled five playoff victories since 2008, tied for the second most by a QB over the first four years of a career.

### MOST PLAYOFF WINS BY A STARTING QB / FIRST FOUR SEASONS (Since 1970 Merger)

<u>Quarterback</u>	<u>Seasons</u>	<u>Playoff Wins/Record</u>
Tom Brady	2000-03	6-0
<b>Joe Flacco</b>	<b>2008-11</b>	<b>5-4</b>
Ben Roethlisberger	2004-07	5-2
Kurt Warner	1998-2001	5-2

# 36

# DANNY GORRER

DEFENSIVE BACK | 6-0 | 185

COLLEGE: TEXAS A&M

HS: MEMORIAL (PORT ARTHUR, TX)

BORN: 6/1/86, PORT ARTHUR, TX

EXP. (NFL/RAVENS): 2/2

GP/GS (PLAYOFFS): 14/1 (2/0)

**2011 SEASON HIGHLIGHTS:** Saw action in 11 games, producing 3 tackles and a career-high 4 PD from scrimmage

- Recorded a career-high 2 PD in the 24-10 victory in **game 12 at Cle. (12/4)**...Also netted a solo special teams stop
- Posted a solo tackle and a PD for a defense that held the Texans to 4.4 yards per play in the 29-14 victory in **game 5 vs. Hou. (10/16)**
- Recorded a PD for a defense that forced 4 turnovers and tied an NFL record with 3 defensive TDs in the 34-17 victory in **game 4 vs. NYJ (10/2)**
- Played on special teams in **game 2 at Ten. (9/18)**, after being signed to the Ravens' active roster from their practice squad on 9/17

**2011 POSTSEASON HIGHLIGHTS:** Saw action in both playoff games, producing a solo special teams tackle

### CAREER HIGHLIGHTS:

- Posted a career-high 2 PD at Cle. (12/4/11)
- Started his first-career NFL game, when he was playing with St. Louis, at Ari. (12/27/09)

**2011 Game-by-Game Defense Ravens**

Date/Opp.	TT	Solo	As	Sacks	INT	PD	FF	FR
9/11 vs. Pit.	ON RAVENS PRACTICE SQUAD							
9/18 @ Ten.	0	0	0	0-0	0-0	0	0	0
9/25 @ STL	0	0	0	0-0	0-0	0	0	0
10/2 vs. NYJ	0	0	0	0-0	0-0	1	0	0
10/16 vs. Hou.	1	1	0	0-0	0-0	1	0	0
10/24 @ Jax.	1	1	0	0-0	0-0	0	0	0
10/30 vs. Ari.	INACTIVE - THIGH							
11/6 @ Pit.	0	0	0	0-0	0-0	0	0	0
11/13 @ Sea.	INACTIVE							
11/20 vs. Cin.	0	0	0	0-0	0-0	0	0	0
11/24 vs. SF	0	0	0	0-0	0-0	0	0	0
12/4 @ Cle.	0	0	0	0-0	0-0	2	0	0
12/11 vs. Ind.	1	1	0	0-0	0-0	0	0	0
12/18 @ SD	INACTIVE							
12/24 vs. Cle.	INACTIVE							
1/1/12 @ Cin.	INACTIVE							
<b>Totals</b>	<b>3</b>	<b>3</b>	<b>0</b>	<b>0-0</b>	<b>0-0</b>	<b>4</b>	<b>0</b>	<b>0</b>
<b>Playoffs</b>								
1/15/12 vs. Hou.	0	0	0	0-0	0-0	0	0	0
1/22/12 @ NE	0	0	0	0-0	0-0	0	0	0
<b>Totals</b>	<b>0</b>	<b>0</b>	<b>0</b>	<b>0-0</b>	<b>0-0</b>	<b>0</b>	<b>0</b>	<b>0</b>

**2011 Game-by-Game Special Teams Ravens**

Date/Opp.	TT	Solo	As	FF	FR	BK
9/11 vs. Pit.	ON RAVENS PRACTICE SQUAD					
9/18 @ Ten.	0	0	0	0	0	0
9/25 @ STL	0	0	0	0	0	0
10/2 vs. NYJ	0	0	0	0	0	0
10/16 vs. Hou.	0	0	0	0	0	0
10/24 @ Jax.	0	0	0	0	0	0
10/30 vs. Ari.	INACTIVE - THIGH					
11/6 @ Pit.	0	0	0	0	0	0
11/13 @ Sea.	INACTIVE					
11/20 vs. Cin.	1	1	0	0	0	0
11/24 vs. SF	0	0	0	0	0	0
12/4 @ Cle.	1	1	0	0	0	0
12/11 vs. Ind.	0	0	0	0	0	0
12/18 @ SD	INACTIVE					
12/24 vs. Cle.	INACTIVE					
1/1/12 @ Cin.	INACTIVE					
<b>Totals</b>	<b>2</b>	<b>2</b>	<b>0</b>	<b>0</b>	<b>0</b>	<b>0</b>
<b>Playoffs</b>						
1/15/12 vs. Hou.	1	1	0	0	0	0
1/22/12 @ NE	0	0	0	0	0	0
<b>Totals</b>	<b>1</b>	<b>1</b>	<b>0</b>	<b>0</b>	<b>0</b>	<b>0</b>

## 36 DANNY GORRER

### REGULAR SEASON

Year	Team	GP	GS	TACKLES			INTERCEPTIONS				FUMBLES					
				TT	Solo	Asst	SK	Yards	No.	Yds.	Lg	TDs	PD	FF	FR	Yds.
2009	St. Louis	3	1	7	4	3	0	0	0	0	0	0	1	0	0	0
2010	Baltimore	0	0	0	0	0	0	0	0	0	0	0	0	0	0	0
2011	Baltimore	11	0	3	3	0	0	0	0	0	0	4	0	0	0	0
<b>Totals</b>		<b>14</b>	<b>1</b>	<b>10</b>	<b>7</b>	<b>3</b>	<b>0</b>	<b>0</b>	<b>0</b>	<b>0</b>	<b>0</b>	<b>5</b>	<b>0</b>	<b>0</b>	<b>0</b>	<b>0</b>

SPECIAL TEAMS TACKLES (2): 2011 (2)

### CAREER SINGLE-GAME HIGHS (REGULAR SEASON)

<b>Total Tackles:</b> 6 (12/27/09 at Ari.)	<b>Solo Tackles:</b> 4 (12/27/09 at Ari.)
<b>Sacks:</b> None	<b>INTs:</b> None
<b>Forced Fumbles:</b> None	<b>Fumble Recoveries:</b> None
<b>Passes Defensed:</b> 2 (12/4/11 at Cle.)	

### POSTSEASON

Year	Team	GP	GS	TACKLES			INTERCEPTIONS				FUMBLES					
				TT	Solo	Asst	SK	Yards	No.	Yds.	Lg	TDs	PD	FF	FR	Yds.
2011	Baltimore	2	0	0	0	0	0	0	0	0	0	0	0	0	0	0
<b>Totals</b>		<b>2</b>	<b>0</b>	<b>0</b>	<b>0</b>	<b>0</b>	<b>0</b>	<b>0</b>	<b>0</b>	<b>0</b>	<b>0</b>	<b>0</b>	<b>0</b>	<b>0</b>	<b>0</b>	<b>0</b>

# 66

## BEN GRUBBS

GUARD | 6-3 | 310

COLLEGE: AUBURN

HS: ELMORE COUNTY (ECLECTIC, AL)

BORN: 3/10/84, COLUMBUS, GA

EXP. (NFL/RAVENS): 5/5

GP/GS (PLAYOFFS): 74/70 (9/9)

**2011 SEASON HIGHLIGHTS: (GP/GS: 10/10)** Earned his first Pro Bowl (originally named first alternate, but tabbed for his first trip to Hawaii due to starting guards not being able to play due to the Super Bowl) despite missing six games with a toe injury...Helped pave the way for RB Ray Rice to score a franchise-record 15 total TDs (12 rushing and 3 receiving) and rush for a career-high 1,364 yards, part of 1,996 rushing yards by the Ravens in 2011...Rice led the league with 2,068 yards from scrimmage...Also helped protect QB Joe Flacco, allowing him to throw for 3,610 yards and 20 TDs

- Started at LG and helped RB Ray Rice rush for 191 yards and 2 TDs, including a career-long 70-yarder in the 24-16 victory in the **season finale at Cin. (1/1/12)**...The win wrapped up the AFC North Division Championship and the Ravens' first-ever undefeated divisional record
- Started at LG and helped the Ravens rush for 290 yards (third most in franchise history), including a career-high 204 yards by RB Ray Rice (fourth most in franchise history), in the 24-10 victory in **game 12 at Cle. (12/4)**...The Ravens racked up 448 total yards and 24 first downs against the Browns
- Started at LG and helped the Ravens gain 373 yards, including 104 yards and 2 TDs rushing by RB Ray Rice and 270 yards and 2 TDs passing by QB Joe Flacco, in the 31-24 victory in **game 10 vs. Cin. (11/20)**
- Started his first game in six weeks (toe) at LG and helped the Ravens gain 356 yards, including a 92-yard game-winning TD drive with 8 seconds remaining, in the 23-20 win in **game 8 at Pit. (11/6)**...The Ravens converted a franchise-record 14 of 21 third-down attempts (66.7%) against the Steelers
- Was a game-day inactive (toe) in **games 2-7**, missing the first games of his career, snapping a 65-game streak
- Started at LG and helped the Ravens post 385 total yards, including 215 yards and 3 TDs and 170 yards (5.5 avg.) and 1 TD rushing, in the 35-7 victory in the **season opener vs. Pit. (9/11)**

**2011 POSTSEASON HIGHLIGHTS: (GP/GS: 2/2)** Started both playoff games at LG and helped protect QB Joe Flacco, allowing him to set postseason career highs with 482 yards (36-of-63 passing), with 4 TDs and a 96.1 QB rating

- Started at LG and helped protect Flacco, allowing him time to complete 22 of 36 passes for a postseason franchise-record 306 yards, 2 TDs and 1 INT for a 95.4 QB rating in the **AFC Championship at NE (1/22/12)**...Ravens established a postseason franchise record with 398 yards against the Patriots
- Started at LG and helped protect QB Joe Flacco, allowing him to throw for 176 yards, 2 TDs and no INTs in the 20-13 victory in the **Divisional Playoff vs. Hou. (1/15/12)**

### CAREER HIGHLIGHTS:

- Initially played in 65 consecutive games over the first five years of his career. His consecutive games streak ended 9/18/11 at Ten. due to a toe injury
- Started all 16 games at LG and helped the Ravens post 5,619 total yards in 2009 (second-highest total in franchise history), including three of the top single-game yardage totals in team history (548 in game 13 vs. Det., 501 in game 1 vs. KC and 479 yards in game 3 vs. Cle.)
- Helped the Ravens tie a franchise record for points (391 in 2003) and also set a record for most TDs scored (47) in 2009... Ravens also added a team-record 22 rushing TDs
- Helped the Ravens rush for 2,200 yards in 2009, including 1,339 yards (third-highest total in franchise history) by RB Ray Rice, who finished second in the NFL in yards from scrimmage (2,041) and became just the second player in franchise history (Jamal Lewis - 2,271 in 2003) to gain 2,000 yards from scrimmage
- Helped protect Ravens QBs, allowing them time to complete a franchise-record 341 passes (61.2%) for 3,308 yards in 2007

### CAREER HONORS:

- Pro Bowler (2011)
- Named first alternate to the Pro Bowl twice (2009-10)
- Earned *Pro Football Weekly/Pro Football Writers of America's* Midseason All-Pro team honors in 2009
- Named to the *Pro Football Weekly/PFWA* All-Rookie Team in 2007

# 65

## ANDRE GURODE

CENTER/GUARD | 6-4 | 318

COLLEGE: COLORADO

HS: NORTH SHORE (HOUSTON, TX)

BORN: 3/6/79, HOUSTON, TX

EXP. (NFL/RAVENS): 10/1

GP/GS (PLAYOFFS): 151/127 (7/5)

**2011 SEASON HIGHLIGHTS: (GP/GS: 13/5)** Played in 13 games, including five starts at LG for an injured Ben Grubbs and helped pave the way for RB Ray Rice to score a franchise-record 15 total TDs (12 rushing and 3 receiving) and rush for a career-high 1,364 yards, part of 1,996 rushing yards by the Ravens in 2011...Rice led the league with 2,068 yards from scrimmage...Also helped protect QB Joe Flacco, allowing him to throw for 3,610 yards and 20 TDs

- Saw extended action at RG (Marshal Yanda - chest) in the 20-14 victory in **game 15 vs. Cle. (12/24)**
- Saw action at center (Matt Birk missed part of a series with a shoulder injury) and on special teams in the 24-10 victory in **game 12 at Cle. (12/4)**
- Saw action on special teams in the 16-6 victory in **game 11 vs. SF (11/24)**
- Was active, but did not play in **games 8-10**
- Started at LG and helped QB Joe Flacco establish career highs in both completions (31) and attempts (51) for 336 yards in the 30-27 victory in **game 7 vs. Ari. (10/30)**...Also helped pave the way for RB Ray Rice to rush for a career-high 3 TDs
- Started at LG (for an injured Ben Grubbs - toe) and helped pave the way for the Ravens to rush for 113 yards (101 by Ray Rice) and 2 TDs and allowed Flacco time to throw for 305 yards in the 29-14 victory in **game 5 vs. Hou. (10/16)**
- Started at LG (for an injured Ben Grubbs - toe) and helped pave the way for the Ravens to rush for 112 yards and a TD in the 34-17 victory in **game 4 vs. NYJ (10/2)**
- Started at LG (for an injured Ben Grubbs - toe) and helped the Ravens produce a franchise-record 553 total yards, including a career-high 389 passing yards and 3 TDs from Flacco, in the 37-7 victory in **game 3 at STL (9/25)**

**2011 POSTSEASON HIGHLIGHTS: (GP/GS: 2/0)** Saw action on special teams in both playoff games

### CAREER HIGHLIGHTS:

- Was the starting center for Dallas when RB Emmitt Smith broke Walter Payton's record for career rushing yards vs. Sea. (10/27/02)
- Helped Dallas gain 6,390 total yards in 2009, marking the first 6,000-plus yard season in team history
- Has started at both center and guard throughout his career

### CAREER HONORS:

- Five-time Pro Bowl performer (2006-10)
- Two-time All-Pro (2007, 2009)

# 95

## JARRET JOHNSON

OUTSIDE LINEBACKER | 6-3 | 260

COLLEGE: ALABAMA

HS: CHIEFLAND (FL)

BORN: 8/14/81, HOMESTEAD, FL

EXP. (NFL/RAVENS): 9/9

GP/GS (PLAYOFFS): 143/95 (11/9)

**2011 SEASON HIGHLIGHTS:** Established a Ravens' franchise record while starting his 74th-consecutive game vs. Cin. (11/20)... Finished 2011 with 80 straight starts and recorded 56 tackles, 2.5 sacks, 3 PD, 1 FF and 1 FR for the third-ranked defense in the NFL... Baltimore was also second against the run (92.6 ypg) and the league's top red zone defense (288.9 ypg)

- Netted 4 solo tackles for a defense that recorded a franchise-record-tying 9 sacks in **game 11 vs. SF (11/24)**
- Started his franchise-record 74th-consecutive game and recorded 3 solo tackles for a defense that forced 3 turnovers in the 31-24 victory in **game 10 vs. Cin. (11/20)**
- Produced 6 solo tackles, 1 sack and 1 FF for a defense that held the Cardinals to 18% on third down (2-of-11) and recorded 6 sacks in the 30-27 victory in **game 7 vs. Ari. (10/30)**
- Earned AFC Defensive Player of the Week honors after recording 3 solo tackles, a PD and a FR, which he returned 26 yards for a TD (part of an NFL-record-tying 3 defensive TDs) in the 34-17 victory in **game 4 vs. NYJ (10/2)**
- Started and had 1 tackle (a half sack) for a defense that forced a franchise-record 7 turnovers (4 FRs and 3 INTs) in the 35-7 victory in the **season opener vs. Pit. (9/11)**

**2011 POSTSEASON HIGHLIGHTS:** Totaled 6 tackles for a team that forced 7 turnovers in two playoff games

- Netted 3 solo tackles for a team that forced 4 turnovers (3 INTs and 1 FR) in the 20-13 victory in the **Divisional Playoff vs. Hou. (1/15/12)**

### CAREER HIGHLIGHTS:

- Has played in 129 consecutive games, the longest streak in team history...Also ranks as the fourth-longest current streak among NFL LBs
- Has started 80 straight games, the NFL's second-longest streak among LBs
- Established a Ravens' franchise record while starting his 74th-consecutive game vs. Cin. (11/20/11)
- Scored a TD on a 26-yard FR 10/2/11 vs. NYJ
- Recorded a career-high 94 tackles (including a career-high 59 solo in 2007)
- Posted career highs in sacks (6) and INTs (2) in 2009
- Begun his Ravens career as a defensive lineman

### CAREER HONORS:

- AFC Defensive Player of the Week (Week 4, 2011)
- *USA Today* All-Joe Team (players who are critical to their team, but don't receive Pro Bowl nods) in 2011

2011 Game-by-Game Defense								
Ravens								
Date/Opp.	TT	Solo	As	Sacks	INT	PD	FF	FR
9/11 vs. Pit.	1	0	1	0.5-4.5	0-0	0	0	0
9/18 @ Ten.	1	0	1	0-0	0-0	1	0	0
9/25 @ STL	3	3	0	0-0	0-0	0	0	0
10/2 vs. NYJ	3	3	0	0-0	0-0	1	0	*1
10/16 vs. Hou.	7	5	2	1-6	0-0	0	0	0
10/24 @ Jax.	5	2	3	0-0	0-0	0	0	0
10/30 vs. Ari.	6	6	0	1-10	0-0	0	1	0
11/6 @ Pit.	5	5	0	0-0	0-0	0	0	0
11/13 @ Sea.	4	2	2	0-0	0-0	0	0	0
11/20 vs. Cin.	3	3	0	0-0	0-0	0	0	0
11/24 vs. SF	4	4	0	0-0	0-0	0	0	0
12/4 @ Cle.	3	1	2	0-0	0-0	0	0	0
12/11 vs. Ind.	1	1	0	0-0	0-0	0	0	0
12/18 @ SD	6	5	1	0-0	0-0	0	0	0
12/24 vs. Cle.	2	0	2	0-0	0-0	1	0	0
1/1/12 @ Cin.	2	0	2	0-0	0-0	0	0	0
<b>Totals</b>	<b>56</b>	<b>40</b>	<b>16</b>	<b>2.5-20.5</b>	<b>0-0</b>	<b>3</b>	<b>1</b>	<b>1</b>
*26-yard TD								
Playoffs								
1/15/12 vs. Hou.	3	3	0	0-0	0-0	0	0	0
1/22/12 @ NE	3	0	3	0-0	0-0	0	0	0
<b>Totals</b>	<b>6</b>	<b>3</b>	<b>3</b>	<b>0-0</b>	<b>0-0</b>	<b>0</b>	<b>0</b>	<b>0</b>

**95 JARRET JOHNSON**

**REGULAR SEASON**

Year	Team	GP	GS	TACKLES				Yards	INTERCEPTIONS				FUMBLES			
				TT	Solo	Asst	SK		No	Yds.	Lg	TDs	PD	FF	FR	Yds.
2003	Baltimore	15	1	18	9	9	0	0	0	0	0	0	1	0	0	0
2004	Baltimore	16	0	30	17	13	0	0	1	6	6	1	1	0	1	0
2005	Baltimore	16	12	61	37	24	1.5	4	0	0	0	0	2	1	0	0
2006	Baltimore	16	2	35	23	12	1.5	16.5	0	0	0	0	2	0	0	0
2007	Baltimore	16	16	94	59	35	2	19	0	0	0	0	2	2	0	0
2008	Baltimore	16	16	82	46	36	5	32	0	0	0	0	4	2	1	0
2009	Baltimore	16	16	70	49	21	6	45	2	8	8	0	4	1	0	0
2010	Baltimore	16	16	77	50	27	1.5	10	0	0	0	0	2	2	0	0
2011	Baltimore	16	16	56	40	16	2.5	20.5	0	0	0	0	3	1	1	26
<b>Totals</b>		<b>143</b>	<b>95</b>	<b>523</b>	<b>330</b>	<b>193</b>	<b>20</b>	<b>147</b>	<b>3</b>	<b>14</b>	<b>8</b>	<b>1</b>	<b>21</b>	<b>9</b>	<b>3</b>	<b>26</b>

**SPECIAL TEAMS TACKLES (6):** 2006 (6)

**CAREER SINGLE-GAME HIGHS (REGULAR SEASON)**

**Total Tackles:** 11 (9/16/07 vs. NYJ)  
**Solo Tackles:** 8 2 times (last: 11/25/07 at SD)  
**Sacks:** 2 (9/13/09 vs. KC)  
**INTs:** 1 3 times (last: 12/20/09 vs. Chi.)  
**Forced Fumbles:** 1 9 times (last: 10/30/11 vs. Ari.)  
**Fumble Recoveries:** 1 3 times (last: 10/2/11 vs. NYJ)  
**Passes Defensed:** 2 (12/26/10 at Cle.)

**Additional Statistics:** Has a TD on a 26-yard FR (10/2/11 vs. NYJ) and 4 career KO returns for 34 yards - 3 for 28 in 2006, 1 for 6 yards in 2004

**POSTSEASON**

Year	Team	GP	GS	TACKLES				Yards	INTERCEPTIONS				FUMBLES			
				TT	Solo	Asst	SK		No	Yds.	Lg	TDs	PD	FF	FR	Yds.
2003	Baltimore	1	0	1	0	1	0	0	0	0	0	0	0	0	0	0
2006	Baltimore	1	0	2	2	0	0	0	0	0	0	0	0	0	0	0
2008	Baltimore	3	3	6	6	0	0	0	0	0	0	0	0	1	0	0
2009	Baltimore	2	2	8	7	1	1	4	0	0	0	0	0	0	0	0
2010	Baltimore	2	2	4	2	2	0	0	0	0	0	0	0	0	0	0
2011	Baltimore	2	2	6	3	3	0	0	0	0	0	0	0	0	0	0
<b>Totals</b>		<b>11</b>	<b>9</b>	<b>27</b>	<b>20</b>	<b>7</b>	<b>1</b>	<b>4</b>	<b>0</b>	<b>0</b>	<b>0</b>	<b>0</b>	<b>0</b>	<b>1</b>	<b>0</b>	<b>0</b>

# 97

## ARTHUR JONES

DEFENSIVE TACKLE | 6-3 | 313

COLLEGE: SYRACUSE

HS: UNION ENDICOTT (ENDICOTT, NY)

BORN: 6/3/86, ROCHESTER, NY

EXP. (NFL/RAVENS): 2/2

GP/GS (PLAYOFFS): 16/1 (2/0)

**2011 SEASON HIGHLIGHTS:** Saw action in 14 games, including his first-career start (missed two games due to a concussion), and posted 18 tackles, including 12 solo for the third-ranked defense in the NFL (288.9 ypg)...Baltimore was also second against the run (92.6 ypg) and the league's top red zone defense

- Started his first-career game (Cory Redding - ankle) and had a solo tackle in the 20-14 victory in **game 15 vs. Cle. (12/24)**
- Produced a career-high 4 tackles (3 solo) in **game 9 at Sea. (11/13)**
- Netted 2 tackles for a defense that held the Jaguars to 205 total yards and 13% (2-of-16) on third down in **game 6 at Jax. (10/24)**
- Posted a solo tackle and a QB hit for a defense that forced 4 turnovers and tied an NFL record with 3 defensive TDs in the 34-17 victory in **game 4 vs. NYJ (10/2)**
- Subbed and recorded his first-career tackle, finishing the game with 2 tackles, in **game 2 at Ten. (9/18)**

**2011 POSTSEASON HIGHLIGHTS:** Played in both playoff games, netting 1 tackle for a team that forced 7 turnovers

- Played in his first-career postseason game on special teams and for a team that forced 4 turnovers (3 INTs and 1 FR) in the 20-13 victory in the **Divisional Playoff vs. Hou. (1/15/12)**

**CAREER HIGHLIGHTS:**

- Started his first-career game vs. Cle. (12/24/11)
- Produced a career-high 4 tackles (3 solo) at Sea. (11/13/11)
- Recorded his first-career tackle at Ten. (9/18/11)
- Saw action in his first-career game vs. TB (11/28/10)

**2011 Game-by-Game Defense Ravens**

Date/Opp.	TT	Solo	As	Sacks	INT	PD	FF	FR
9/11 vs. Pit.	0	0	0	0-0	0-0	0	0	0
9/18 @ Ten.	2	1	1	0-0	0-0	0	0	0
9/25 @ STL	2	2	0	0-0	0-0	0	0	0
10/2 vs. NYJ	1	1	0	0-0	0-0	0	0	0
10/16 vs. Hou.	1	1	0	0-0	0-0	0	0	0
10/24 @ Jax.	2	0	2	0-0	0-0	0	0	0
10/30 vs. Ari.	0	0	0	0-0	0-0	0	0	0
11/6 @ Pit.	0	0	0	0-0	0-0	0	0	0
11/13 @ Sea.	4	3	1	0-0	0-0	0	0	0
11/20 vs. Cin.	INACTIVE - HEAD							
11/24 vs. SF	INACTIVE - HEAD							
12/4 @ Cle.	1	0	1	0-0	0-0	0	0	0
12/11 vs. Ind.	1	1	0	0-0	0-0	0	0	0
12/18 @ SD	2	1	1	0-0	0-0	0	0	0
12/24 vs. Cle.	1	1	0	0-0	0-0	0	0	0
1/1/12 @ Cin.	1	1	0	0-0	0-0	0	0	0
<b>Totals</b>	<b>18</b>	<b>12</b>	<b>6</b>	<b>0-0</b>	<b>0-0</b>	<b>0</b>	<b>0</b>	<b>0</b>
<b>Playoffs</b>								
1/15/12 vs. Hou.	0	0	0	0-0	0-0	0	0	0
1/22/12 @ NE	1	0	1	0-0	0-0	0	0	0
<b>Totals</b>	<b>1</b>	<b>0</b>	<b>1</b>	<b>0-0</b>	<b>0-0</b>	<b>0</b>	<b>0</b>	<b>0</b>

## 97 ARTHUR JONES

**REGULAR SEASON**

Year	Team	GP	GS	TACKLES			INTERCEPTIONS					FUMBLES					
				TT	Solo	Asst	SK	Yards	No.	Yds.	Lg	TDs	PD	FF	FR	Yds.	
2010	Baltimore	2	0	0	0	0	0	0	0	0	0	0	0	0	0	0	0
2011	Baltimore	14	1	18	12	6	0	0	0	0	0	0	0	0	0	0	0
<b>Totals</b>		<b>16</b>	<b>1</b>	<b>18</b>	<b>12</b>	<b>6</b>	<b>0</b>	<b>0</b>	<b>0</b>	<b>0</b>	<b>0</b>	<b>0</b>	<b>0</b>	<b>0</b>	<b>0</b>	<b>0</b>	<b>0</b>

**CAREER SINGLE-GAME HIGHS (REGULAR SEASON)**

<b>Total Tackles:</b> 4 (11/13/11 at Sea.)	<b>Solo Tackles:</b> 3 (11/13/11 at Sea.)
<b>Sacks:</b> None	<b>INTs:</b> None
<b>Forced Fumbles:</b> None	<b>Fumble Recoveries:</b> None
<b>Passes Defensed:</b> None	

**POSTSEASON**

Year	Team	GP	GS	TACKLES			INTERCEPTIONS					FUMBLES					
				TT	Solo	Asst	SK	Yards	No.	Yds.	Lg	TDs	PD	FF	FR	Yds.	
2010	Baltimore	0	0	0	0	0	0	0	0	0	0	0	0	0	0	0	0
2011	Baltimore	2	0	1	0	1	0	0	0	0	0	0	0	0	0	0	0
<b>Totals</b>		<b>2</b>	<b>0</b>	<b>1</b>	<b>0</b>	<b>1</b>	<b>0</b>	<b>0</b>	<b>0</b>	<b>0</b>	<b>0</b>	<b>0</b>	<b>0</b>	<b>0</b>	<b>0</b>	<b>0</b>	<b>0</b>



# 56

## EDGAR JONES

OUTSIDE LINEBACKER | 6-3 | 262

COLLEGE: SOUTHEAST MISSOURI STATE  
EXP. (NFL/RAVENS): 5/5

HS: RAYVILLE (LA)  
GP/GS (PLAYOFFS): 41/0 (7/0)

BORN: 12/1/84, MONROE, LA

**2011 SEASON HIGHLIGHTS:** Saw action in nine games and recorded 3 special teams tackles for the Ravens after being re-signed on 11/2

- Recorded a solo special teams tackle and saw action from scrimmage in the 24-10 victory in **game 13 vs. Ind. (12/11)**
- Saw action on special teams in the 16-6 victory in **game 11 vs. SF (11/24)** and the 23-20 victory in **game 10 vs. Cin. (11/20)**
- Netted a solo special teams stop in **game 9 at Sea. (11/13)**
- Produced 1 solo special teams tackle in the 23-20 win in **game 8 at Pit. (11/6)** after re-signing with the Ravens on 11/2 (waived by Baltimore on 10/23/10)

**2011 POSTSEASON HIGHLIGHTS:** Saw action on special teams in both playoff games and produced 2 tackles

- Tied for the team lead with 2 special teams tackles in the 20-13 victory in the **Divisional Playoff vs. Hou. (1/15/12)**

### CAREER HIGHLIGHTS:

- Versatile athlete who has played OLB/DE, TE and FB with the Ravens
- Has 2 receptions for 33 yards as a TE in his career
- Was the only undrafted rookie free agent to make the Ravens' 53-man roster in 2007

2011 Game-by-Game Defense									
Ravens									
Date/Opp.	TT	Solo	As	Sacks	INT	PD	FF	FR	
9/11 vs. Pit.				NOT ON ROSTER					
9/18 @ Ten.				NOT ON ROSTER					
9/25 @ STL				NOT ON ROSTER					
10/2 vs. NYJ				NOT ON ROSTER					
10/16 vs. Hou.				NOT ON ROSTER					
10/24 @ Jax.				NOT ON ROSTER					
10/30 vs. Ari.				NOT ON ROSTER					
11/6 @ Pit.				SAW ACTION ON SPECIAL TEAMS					
11/13 @ Sea.				SAW ACTION ON SPECIAL TEAMS					
11/20 vs. Cin.				SAW ACTION ON SPECIAL TEAMS					
11/24 vs. SF				SAW ACTION ON SPECIAL TEAMS					
12/4 @ Cle.				SAW ACTION ON SPECIAL TEAMS					
12/11 vs. Ind.	0	0	0	0-0	0-0	0	0	0	0
12/18 @ SD	0	0	0	0-0	0-0	0	0	0	0
12/24 vs. Cle.	0	0	0	0-0	0-0	0	0	0	0
1/1/12 @ Cin.	0	0	0	0-0	0-0	0	0	0	0
<b>Totals</b>	<b>0</b>	<b>0</b>	<b>0</b>	<b>0-0</b>	<b>0-0</b>	<b>0</b>	<b>0</b>	<b>0</b>	<b>0</b>
Playoffs									
1/15/12 vs. Hou.	0	0	0	0-0	0-0	0	0	0	0
1/22/12 @ NE	0	0	0	0-0	0-0	0	0	0	0
<b>Totals</b>	<b>0</b>	<b>0</b>	<b>0</b>	<b>0-0</b>	<b>0-0</b>	<b>0</b>	<b>0</b>	<b>0</b>	<b>0</b>

2011 Game-by-Game Special Teams						
Ravens						
Date/Opp.	TT	Solo	As	FF	FR	BK
9/11 vs. Pit.				NOT ON ROSTER		
9/18 @ Ten.				NOT ON ROSTER		
9/25 @ STL				NOT ON ROSTER		
10/2 vs. NYJ				NOT ON ROSTER		
10/16 vs. Hou.				NOT ON ROSTER		
10/24 @ Jax.				NOT ON ROSTER		
10/30 vs. Ari.				NOT ON ROSTER		
11/6 @ Pit.	1	1	0	0	0	0
11/13 @ Sea.	1	1	0	0	0	0
11/20 vs. Cin.	0	0	0	0	0	0
11/24 vs. SF	0	0	0	0	0	0
12/4 @ Cle.	0	0	0	0	0	0
12/11 vs. Ind.	1	1	0	0	0	0
12/18 @ SD	0	0	0	0	0	0
12/24 vs. Cle.	0	0	0	0	0	0
1/1/12 @ Cin.	0	0	0	0	0	0
<b>Totals</b>	<b>3</b>	<b>3</b>	<b>0</b>	<b>0</b>	<b>0</b>	<b>0</b>
Playoffs						
1/15/12 vs. Hou.	2	2	0	0	0	0
1/22/12 @ NE	0	0	0	0	0	0
<b>Totals</b>	<b>2</b>	<b>2</b>	<b>0</b>	<b>0</b>	<b>0</b>	<b>0</b>

## 56 EDGAR JONES

### REGULAR SEASON

Year	Team	GP	GS	TACKLES			INTERCEPTIONS				FUMBLES						
				TT	Solo	Asst	SK	Yards	No.	Yds.	Lg	TDs	PD	FF	FR	Yds.	
2007	Baltimore	4	0	5	2	3	1	0	0	0	0	0	0	0	0	0	0
2008	Baltimore	7	0	1	1	0	0.5	4.5	0	0	0	0	0	0	0	0	0
2009	Baltimore	16	0	0	0	0	0	0	0	0	0	0	0	0	0	0	0
2010	Baltimore	5	0	0	0	0	0	0	0	0	0	0	0	0	0	0	0
2011	Baltimore	9	0	0	0	0	0	0	0	0	0	0	0	0	0	0	0
<b>Totals</b>		<b>41</b>	<b>0</b>	<b>6</b>	<b>3</b>	<b>3</b>	<b>1.5</b>	<b>4.5</b>	<b>0</b>	<b>0</b>	<b>0</b>	<b>0</b>	<b>0</b>	<b>0</b>	<b>0</b>	<b>0</b>	<b>0</b>

**SPECIAL TEAMS TACKLES (32):** 2007 (2); 2008 (6); 2009 (19); 2010 (2); 2011 (3)

### CAREER SINGLE-GAME HIGHS (REGULAR SEASON)

**Total Tackles:** 4 (12/16/07 at Mia.)  
**Sacks:** 1 (12/16/07 at Mia.)  
**Forced Fumbles:** None  
**Passes Defensed:** None

**Solo Tackles:** 2 (12/16/07 at Mia.)  
**INTs:** None  
**Fumble Recoveries:** None

**Additional Statistics:** Recorded a special teams FF vs. Den (10/10/10) and FR at NYG (11/16/08).

### REGULAR SEASON

Year	Team	GP	GS	RECEIVING					RUSHING				
				No.	Yds.	Avg.	LG	TD	No.	Yds.	Avg.	LG	TD
2007	Baltimore	4	0	0	0	0.0	0	0	0	0	0.0	0	0
2008	Baltimore	7	0	1	25	25.0	25	0	0	0.0	0	0	0
2009	Baltimore	16	0	1	8	8.0	8	0	0	0.0	0	0	0
2010	Baltimore	5	0	0	0	0.0	0	0	0	0.0	0	0	0
2011	Baltimore	9	0	0	0	0.0	0	0	0	0.0	0	0	0
<b>Totals</b>		<b>41</b>	<b>0</b>	<b>2</b>	<b>33</b>	<b>16.5</b>	<b>25</b>	<b>0</b>	<b>0</b>	<b>0.0</b>	<b>0</b>	<b>0</b>	<b>0</b>

### CAREER SINGLE-GAME HIGHS (REGULAR SEASON)

**Receptions:** 1 2 times (last: 12/13/09 vs. Det.)  
**Yardage:** 25 (12/28/08 vs. Jax.)  
**Long Gain:** 25 (12/28/08 vs. Jax.)  
**Touchdowns:** None

**Playoff Statistics:** Has recorded 4 special teams tackles in 7 career playoff contests.

# 94

## SERGIO KINDLE

OUTSIDE LINEBACKER | 6-3 | 250

COLLEGE: TEXAS

HS: WOODROW WILSON (DALLAS, TX)

BORN: 9/20/87, LOS ANGELES, CA

EXP. (NFL/RAVENS): 1/1

GP/GS (PLAYOFFS): 2/0 (0/0)

**2011 SEASON HIGHLIGHTS:** Played in his first-career games in 2011

- Saw his first-career action from scrimmage for a defense that allowed just 167 total yards and held the Colts to 14% (2-of-14) on third down in the 24-10 victory in **game 13 vs. Ind. (12/11)**
- Was a game-day inactive in **games 5-12**
- Saw action in his first-career game, on special teams, in the 34-17 victory in **game 4 vs. NYJ (10/2)**

**2011 POSTSEASON HIGHLIGHTS:** Was a game-day inactive for both playoff games

### COLLEGE HIGHLIGHTS:

- Finished his career at Texas with 176 tackles (110 solo), 16 sacks (-116 yards), 43 TFL, 7 PD, 3 FFs, 3 FRs and a blocked kick
- Started 25 of his 46 games played (14 starts at DE and 11 at LB)
- Added 14 special teams tackles (9 solo)

### COLLEGE HONORS:

- First-team All-America by *The Sporting News* (2009)
- Third-team All-America by the *Associated Press* (2009)
- Second-team All-Big 12 by the *Associated Press*, *The Dallas Morning News* and *Fort Worth Star-Telegram* (2009)
- First-team All-Big 12 by the *Austin American-Statesman* and *San Antonio Express-News* (2009)
- Finalist for the Butkus and Hendricks Awards (2009)
- Consensus first-team All-Big 12 (2008)
- All-America honorable mention by *Sports Illustrated* (2008)

2011 Game-by-Game Defense										
Ravens										
Date/Opp.	TT	Solo	As	Sacks	INT	PD	FF	FR		
9/11 vs. Pit.				INACTIVE						
9/18 @ Ten.				INACTIVE						
9/25 @ STL				INACTIVE						
10/2 vs. NYJ				SAW ACTION ON SPECIAL TEAMS						
10/16 vs. Hou.				INACTIVE						
10/24 @ Jax.				INACTIVE						
10/30 vs. Ari.				INACTIVE						
11/6 @ Pit.				INACTIVE						
11/13 @ Sea.				INACTIVE						
11/20 vs. Cin.				INACTIVE						
11/24 vs. SF				INACTIVE						
12/4 @ Cle.				INACTIVE						
12/11 vs. Ind.	0	0	0	0-0	0-0	0	0	0	0	
12/18 @ SD				INACTIVE						
12/24 vs. Cle.				INACTIVE						
1/1/12 @ Cin.				INACTIVE						
<b>Totals</b>	<b>0</b>	<b>0</b>	<b>0</b>	<b>0-0</b>	<b>0-0</b>	<b>0</b>	<b>0</b>	<b>0</b>	<b>0</b>	
Playoffs										
1/15/12 vs. Hou.				INACTIVE						
1/22/12 @ NE				INACTIVE						
<b>Totals</b>	<b>0</b>	<b>0</b>	<b>0</b>	<b>0-0</b>	<b>0-0</b>	<b>0</b>	<b>0</b>	<b>0</b>	<b>0</b>	

## 94 SERGIO KINDLE

### REGULAR SEASON

Year	Team	GP	GS	TACKLES				INTERCEPTIONS				FUMBLES					
				TT	Solo	Asst	SK	Yards	No.	Yds.	Lg	TDs	PD	FF	FR	Yds.	
2010	Baltimore			NON FOOTBALL INJURY LIST - HEAD													
2011	Baltimore	2	0	0	0	0	0	0	0	0	0	0	0	0	0	0	0
<b>Totals</b>		<b>2</b>	<b>0</b>	<b>0</b>	<b>0</b>	<b>0</b>	<b>0</b>	<b>0</b>	<b>0</b>	<b>0</b>	<b>0</b>	<b>0</b>	<b>0</b>	<b>0</b>	<b>0</b>	<b>0</b>	<b>0</b>

SPECIAL TEAMS TACKLES (0): 2011 (0)

### CAREER SINGLE-GAME HIGHS (REGULAR SEASON)

<b>Total Tackles:</b>	None	<b>Solo Tackles:</b>	None
<b>Sacks:</b>	None	<b>INTs:</b>	None
<b>Forced Fumbles:</b>	None	<b>Fumble Recoveries:</b>	None
<b>Passes Defensed:</b>	None		

### POSTSEASON

Year	Team	GP	GS	TACKLES				INTERCEPTIONS				FUMBLES					
				TT	Solo	Asst	SK	Yards	No.	Yds.	Lg	TDs	PD	FF	FR	Yds.	
2010	Baltimore			NON FOOTBALL INJURY LIST - HEAD													
2011	Baltimore	0	0	0	0	0	0	0	0	0	0	0	0	0	0	0	0
<b>Totals</b>		<b>0</b>	<b>0</b>	<b>0</b>	<b>0</b>	<b>0</b>	<b>0</b>	<b>0</b>	<b>0</b>	<b>0</b>	<b>0</b>	<b>0</b>	<b>0</b>	<b>0</b>	<b>0</b>	<b>0</b>	<b>0</b>

4

## SAM KOCH

PUNTER | 6-1 | 220

COLLEGE: NEBRASKA  
EXP. (NFL/RAVENS): 6/6

HS: SEWARD (NE)

GP/GS (PLAYOFFS): 96/0 (10/0)

BORN: 8/13/82, YORK, NE

**2011 SEASON HIGHLIGHTS:** Punted 73 times for 3,393 yards, producing a career-high and franchise-record 46.5 gross average... Blasted a long of 63 and placed 21 inside the 20-yard-line

- Averaged a season-high 56.0 yards per punt (2 for 112 yards), placing one inside the 20, in **game 14 at SD (12/18)**
- Punted 8 times for 391 yards (48.9 avg.), including a 61-yarder, and placed 3 inside the 20 in **game 10 vs. Cin. (11/20)**
- Punted 9 times for a career-high 470 yards, placing 3 inside the 20, in **game 6 at Jax. (10/24)**
- Punted 5 times for 236 yards (47.2 avg.), including a long of 62, in the 35-7 victory in the **season opener vs. Pit. (9/11)**...Also scored the first points of his career on a PAT, running it in for a 2-point conversion

**2011 POSTSEASON HIGHLIGHTS:** Averaged 47.6 yards per punt (13 for 619 yards), with a long of 64 (second longest in Ravens postseason history), and placed 2 inside the 20...Koch now has 53 postseason punts, the most in Ravens playoff history

- Established a Ravens postseason single-game franchise-record with 444 yards on 9 punts (49.3 avg.), including a long of 64, in the 20-13 victory in the **Divisional Playoff vs. Hou. (1/15/12)**

**2011  
Game-by-Game  
Ravens**

Date/Opp.	Punting			Net	LG	In 20	TB	BK
	No.	Yds	Avg.					
9/11 vs. Pit.	5	236	47.2	41.8	62	0	1	0
9/18 @ Ten.	5	225	45.0	41.6	54	1	0	0
9/25 @ STL	2	89	44.5	34.5	49	1	1	0
10/2 vs. NYJ	7	310	44.3	36.9	58	3	2	0
10/16 vs. Hou.	2	90	45.0	43.0	48	1	0	0
10/24 @ Jax.	9	470	52.2	45.9	58	3	1	0
10/30 vs. Ari.	5	219	43.8	21.4	48	2	0	0
11/6 @ Pit.	2	90	45.0	34.5	46	0	0	0
11/13 @ Sea.	4	188	47.0	44.0	57	2	0	0
11/20 vs. Cin.	8	391	48.9	45.9	61	3	0	0
11/24 vs. SF	4	170	42.5	37.5	50	2	1	0
12/4 @ Cle.	3	108	36.0	26.3	54	0	1	0
12/11 vs. Ind.	3	145	48.3	45.7	54	2	0	0
12/18 @ SD	2	112	56.0	46.0	57	1	1	0
12/24 vs. Cle.	5	223	44.6	27.8	53	0	0	0
1/1/12 @ Cin.	7	327	46.7	37.4	63	0	1	0
<b>Totals</b>	<b>73</b>	<b>3,393</b>	<b>46.5</b>	<b>38.6</b>	<b>63</b>	<b>21</b>	<b>9</b>	<b>0</b>
<b>Playoffs</b>								
1/15/12 vs. Hou.	9	444	49.3	44.4	64	1	2	0
1/22/12 @ NE	4	175	43.8	42.0	51	1	0	0
<b>Totals</b>	<b>13</b>	<b>619</b>	<b>47.6</b>	<b>43.7</b>	<b>64</b>	<b>2</b>	<b>2</b>	<b>0</b>

**CAREER HIGHLIGHTS:**

- Has booted 475 punts (Ravens record) for a franchise-record 20,980 yards to produce a franchise-record 44.2 career gross average...His 38.2 career net average also ranks first in team history
- His 170 career punts inside the 20 rank first on the Ravens' all-time list (Kyle Richardson is second with 128)...The 170 are also the third-most in the NFL since 2006
- Finished second in the AFC with a 39.2 net average in 2010
- Led the AFC and was second in the NFL, placing a career-high 39 punts inside the 20 in 2010
- Koch's 39.9 net punting average in 2008 are single-season Ravens records
- Posted a franchise-record 46.5 gross punting average in 2011
- Blasted a franchise-record 74-yard punt at Hou. (11/9/08)

**CAREER HONORS:**

- Pro Bowl first alternate (2010)
- AFC Special Teams Player of the Week (Week 16, 2008)

## 4 SAM KOCH

**REGULAR SEASON****PUNTING**

Year	Team	GP	GS	No.	Yds.	Avg.	Net Avg.	LG	In 20	TB	Blk
2006	Baltimore	16	0	86	3,695	43.0	37.6	61	30	3	0
2007	Baltimore	16	0	78	3,397	43.6	36.0	64	20	9	1
2008	Baltimore	16	0	84	3,777	45.0	39.9	74	34	9	0
2009	Baltimore	16	0	73	3,188	43.7	37.9	60	26	5	1
2010	Baltimore	16	0	81	3,530	43.6	39.2	60	39	4	0
2011	Baltimore	16	0	73	3,393	46.5	38.6	63	21	9	0
<b>Totals</b>		<b>96</b>	<b>0</b>	<b>475</b>	<b>20,980</b>	<b>44.2</b>	<b>38.2</b>	<b>74</b>	<b>170</b>	<b>39</b>	<b>2</b>

**SPECIAL TEAMS TACKLES** (7): 2006 (2); 2007 (1); 2008 (3); 2009 (0); 2010 (1)

**CAREER SINGLE-GAME HIGHS (REGULAR SEASON)**

<b>Punts:</b>	10 (11/5/07 at Pit.)
<b>Longest:</b>	74 (11/9/08 at Hou.)
<b>Inside 20:</b>	5 2 times (last: 12/13/10 at Hou.)
<b>Net Avg.:</b>	55.7, 3-177 (10/19/08 at Mia.)
<b>Gross Avg.:</b>	59.0, 3-177 (10/19/08 at Mia.)


**Additional Statistics:** Has a pass completion for 13 yards, off a fake punt (11/7/10 vs. Mia.); Scored a 2-point conversion on a fake PAT vs. Pit. (9/11/11)

**POSTSEASON****PUNTING**

Year	Team	GP	GS	No.	Yds.	Avg.	Net Avg.	LG	In 20	TB	Blk
2006	Baltimore	1	0	5	190	38.0	27.4	47	1	1	0
2008	Baltimore	3	0	20	845	42.3	38.1	52	7	2	0
2009	Baltimore	2	0	9	374	41.6	35.2	59	3	0	0
2010	Baltimore	2	0	6	277	46.2	39.2	61	4	1	0
2011	Baltimore	2	0	13	619	47.6	43.7	64	2	2	0
<b>Totals</b>		<b>10</b>	<b>0</b>	<b>53</b>	<b>2,305</b>	<b>43.5</b>	<b>38.1</b>	<b>64</b>	<b>17</b>	<b>6</b>	<b>0</b>

# RAVENS RANTS: SAM KOCH

## SOARING WITH SAM



P Sam Koch, a 2010 Pro Bowl alternate, owns a 44.1 career gross average and 38.2 career net average, both marks that rank first in Ravens history. In Week 8 at Jacksonville, he punted 9 times for a career-high 470 yards and 52.2 gross average (45.9 net), dropping 3 kicks inside the 20.

### CAREER GROSS PUNTING AVG. (Ravens History)

<u>Rk.</u>	<u>Player</u>	<u>Avg.</u>
1.	<b>Sam Koch</b>	44.2
2.	Greg Montgomery	43.2
3.	Dave Zastudil	41.6

### CAREER NET PUNTING AVG. (Ravens History)

<u>Rk.</u>	<u>Player</u>	<u>Avg.</u>
1.	<b>Sam Koch</b>	38.2
2.	Greg Montgomery	37.2
3.	Kyle Richardson	35.4

## BALTIMORE'S IRONMEN

LB Jarret Johnson has played in a franchise-record 129 consecutive regular season games, also starting 80 straight contests, which ranks as the longest streak in team history. P Sam Koch has played in 96 straight games for the Ravens.

### RAVENS CONSECUTIVE GAMES PLAYED / CURRENT STREAKS

<u>Rk.</u>	<u>Player</u>	<u>Games</u>
1.	Jarret Johnson	129
2.	<b>Sam Koch</b>	96
3.	Joe Flacco & Jameel McClain	64

### RAVENS CONSECUTIVE GAMES PLAYED / ALL-TIME STREAKS

<u>Rk.</u>	<u>Player</u>	<u>Games</u>	<u>Years</u>
1.	<b>Jarret Johnson</b>	129	2003-present
2.	Peter Boulware	111	1997-2003
3.	Matt Stover	110	2002-08
4.	Terrell Suggs	105	2003-09

## PINNING 'EM DEEP

P Sam Koch is the Ravens' all-time leader in punts inside the 20 (currently has 170 during his career). In 2010, he posted 39 boots inside the 20, which were the NFL's second most and tied for sixth best all time in league history.

### PUNTS INSIDE THE 20 (Ravens History)

<u>Rk.</u>	<u>Player</u>	<u>In 20</u>
1.	<b>Sam Koch</b>	170
2.	Kyle Richardson	128
3.	Dave Zastudil	89

### PUNTS INSIDE THE 20 (2010 NFL Season)

<u>Rk.</u>	<u>Player</u>	<u>In 20</u>
1.	Steve Weatherford (NYJ)	42
2.	<b>Sam Koch (Bal.)</b>	39
3.	Andy Lee (SF)	34

### Koch Quick Hits:

- In 2011, Koch placed 21 punts inside the 20 while averaging a career-high 46.5 yards per boot, which ranked 10th in the NFL.

- In 2010, Koch (39) tied (Kyle Richardson, 1999) for the most single-season punts inside the 20 in Ravens history.

## KOCH AMONG BEST

Since entering the NFL in 2006, P Sam Koch's 170 punts inside the 20 rank third in the league.

### NFL PUNTS INSIDE THE 20 (Since 2006)

<u>Rk.</u>	<u>Player</u>	<u>In 20</u>
1.	Dustin Colquitt	178
2.	Brad Maynard	173
3.	<b>Sam Koch</b>	170
4.	Andy Lee	169
5.	Chris Kluwe	163

# 99

## PAUL KRUGER

OUTSIDE LINEBACKER | 6-4 | 265

COLLEGE: UTAH

HS: TIMPANOGOS (OREM, UT)

BORN: 2/15/86, REXBURG, ID

EXP. (NFL/RAVENS): 3/3

GP/GS (PLAYOFFS): 36/1 (4/0)

**2011 SEASON HIGHLIGHTS:** Saw action in all 16 games and finished third on the team with a career-high 5.5 sacks...Also produced a career-high 15 tackles, 2 FRs and netted 2 PD for the NFL's third-ranked defense (288.9 ypg)...Baltimore was also second against the run (92.6 ypg) and the league's top red zone defense

- Recorded 1 tackle for a defense that allowed just 167 total yards and held the Colts to 14% (2-of-14) on third down in the 24-10 victory in **game 13 vs. Ind. (12/11)**
- Recorded 1 tackle, a half sack (-4 yards) and a FR for a defense that held the Steelers to 70 rushing yards in the 23-20 win in **game 8 at Pit. (11/6)**
- Produced a career-high 2 sacks (-19 yards) for a defense that held the Cardinals to 18% on third down (2-of-11) and recorded 6 sacks in the 30-27 victory in **game 7 vs. Ari. (10/30)**
- Posted a solo tackle, a PD and his first-career FR (which led to a Ravens' FG) for a defense that forced 4 turnovers and tied an NFL record with 3 defensive TDs in the 34-17 victory in **game 4 vs. NYJ (10/2)**
- Saw action from scrimmage for a defense that forced a franchise-record 7 turnovers (4 FRs and 3 INTs) in the 35-7 victory in the **season opener vs. Pit. (9/11)**

**2011 POSTSEASON HIGHLIGHTS:** Posted 3 tackles and a sack for a team that forced 7 turnovers in two playoff games

- Posted 3 tackles, including a sack, in the **AFC Championship at NE (1/22/12)**

### CAREER HIGHLIGHTS:

- Recorded a career-high 2 sacks in the 30-27 victory vs. Ari. (10/30/11)
- Produced his first-career sack in the 37-13 victory at Car. (11/21/10)
- His first-career INT (returned for 26 yards) set up the game-winning FG in the 20-17 overtime win vs. Pit. (11/29/09)
- Recorded his first-career FR, which led to a FG three plays later, 10/2/11 vs. NYJ

#### 2011 Game-by-Game Defense Ravens

Date/Opp.	TT	Solo	As	Sacks	INT	PD	FF	FR
9/11 vs. Pit.	0	0	0	0-0	0-0	0	0	0
9/18 @ Ten.	0	0	0	0-0	0-0	0	0	0
9/25 @ STL	2	2	0	0-0	0-0	0	0	0
10/2 vs. NYJ	1	1	0	0-0	0-0	1	0	1
10/16 vs. Hou.	0	0	0	0-0	0-0	1	0	0
10/24 @ Jax.	1	1	0	1-6	0-0	0	0	0
10/30 vs. Ari.	2	2	0	2-19	0-0	0	0	0
11/6 @ Pit.	1	0	1	0.5-4	0-0	0	0	1
11/13 @ Sea.	1	1	0	1-9	0-0	0	0	0
11/20 vs. Cin.	0	0	0	0-0	0-0	0	0	0
11/24 vs. SF	2	2	0	0-0	0-0	0	0	0
12/4 @ Cle.	1	1	0	0-0	0-0	0	0	0
12/11 vs. Ind.	1	0	1	0-0	0-0	0	0	0
12/18 @ SD	1	1	0	0-0	0-0	0	0	0
12/24 vs. Cle.	1	1	0	1-1	0-0	0	0	0
1/1/12 @ Cin.	1	0	1	0-0	0-0	0	0	0
<b>Totals</b>	<b>15</b>	<b>12</b>	<b>3</b>	<b>5.5-39</b>	<b>0-0</b>	<b>2</b>	<b>0</b>	<b>2</b>
<b>Playoffs</b>								
1/15/12 vs. Hou.	0	0	0	0-0	0-0	0	0	0
1/22/12 @ NE	3	2	1	1-5	0-0	0	0	0
<b>Totals</b>	<b>3</b>	<b>2</b>	<b>1</b>	<b>1-5</b>	<b>0-0</b>	<b>0</b>	<b>0</b>	<b>0</b>

## 99 PAUL KRUGER

### REGULAR SEASON

Year	Team	GP	GS	TACKLES				INTERCEPTIONS				FUMBLES				
				TT	Solo	Asst	SK	Yards	No.	Yds.	Lg	TDs	PD	FF	FR	Yds.
2009	Baltimore	9	1	12	4	8	0	0	1	26	26	0	4	0	0	0
2010	Baltimore	11	0	1	1	0	1	9	0	0	0	0	2	0	0	0
2011	Baltimore	16	0	15	12	3	5.5	39	0	0	0	0	2	0	2	0
<b>Totals</b>		<b>36</b>	<b>1</b>	<b>28</b>	<b>17</b>	<b>11</b>	<b>6.5</b>	<b>48</b>	<b>1</b>	<b>26</b>	<b>26</b>	<b>0</b>	<b>8</b>	<b>0</b>	<b>2</b>	<b>0</b>

### CAREER SINGLE-GAME HIGHS (REGULAR SEASON)

<b>Total Tackles:</b>	5 (12/7/09 at GB)
<b>Sacks:</b>	2 (10/30/11 vs. Ari.)
<b>Forced Fumbles:</b>	None
<b>Passes Defensed:</b>	2 (11/29/09 vs. Pit.)
<b>Solo Tackles:</b>	2 4 times (last: 11/24/11 vs. SF)
<b>INTs:</b>	1 (11/29/09 vs. Pit.)
<b>Fumble Recoveries:</b>	1 2 times (last: 11/6/11 at Pit.)

### POSTSEASON

Year	Team	GP	GS	TACKLES				INTERCEPTIONS				FUMBLES				
				TT	Solo	Asst	SK	Yards	No.	Yds.	Lg	TDs	PD	FF	FR	Yds.
2009	Baltimore	0	0	0	0	0	0	0	0	0	0	0	0	0	0	0
2010	Baltimore	2	0	1	0	1	0.5	4.5	0	0	0	0	0	0	0	0
2011	Baltimore	2	0	3	2	1	1	5	0	0	0	0	0	0	0	0
<b>Totals</b>		<b>4</b>	<b>0</b>	<b>4</b>	<b>2</b>	<b>2</b>	<b>1.5</b>	<b>9.5</b>	<b>0</b>	<b>0</b>	<b>0</b>	<b>0</b>	<b>0</b>	<b>0</b>	<b>0</b>	<b>0</b>

# 44

# VONTA LEACH

FULLBACK | 6-0 | 260

COLLEGE: EAST CAROLINA

BORN: 11/6/81, LUMBERTON, NC

HS: SOUTH ROBESON (ROWLAND, NC)

EXP. (NFL/RAVENS): 8/1

GP/GS (PLAYOFFS): 114/59 (3/2)

**2011 SEASON HIGHLIGHTS:** Named as a starter to the Pro Bowl after helping RB Ray Rice lead the NFL with 2,068 combined yards from scrimmage (including a career-high 1,364 yards and 12 TDs rushing)...Rice also established a new franchise-record with 15 total TDs...Leach produced a career-high 12 rushes for 35 yards and pulled in 15 receptions for 69 yards

- Established career highs with 4 carries for 12 yards in the 24-10 victory in **game 12 at Cle. (12/4)**...Also helped open holes, allowing the Ravens to rush for 290 yards (third most in franchise history), including a career-high 204 yards by RB Ray Rice (fourth most in franchise history)
- Started his 50th-career game and helped pave the way for RB Ray Rice to rush for 63 yards and a career-high 3 TDs in the 30-27 victory in **game 7 vs. Ari. (10/30)**
- Helped open holes, allowing the Ravens to rush for 113 yards (101 by Ray Rice) and 2 TDs in the 29-14 victory in **game 5 vs. Hou. (10/16)**...Also posted career highs with 2 carries for 5 yards and had a KOR for 14 yards against the Texans
- Helped pave the way for the Ravens to produce a franchise-record 553 total yards, including 168 on the ground, in the 37-7 victory in **game 3 at STL (9/25)**...Also pulled in 3 receptions for 11 yards against the Rams
- Played in his 100th-career game and had 1 reception for 4 yards in **game 2 at Ten. (9/18)**
- Started his first game as a Raven and helped pave the way for the Ravens to rush for 170 yards on 31 attempts (5.5 avg.) and a TD in the 35-7 victory in the **season opener vs. Pit. (9/11)**

**2011 POSTSEASON HIGHLIGHTS:** Started both playoff games and helped protect QB Joe Flacco, allowing him to set postseason career highs with 482 yards (36-of-63 passing), 4 TDs and a 96.1 QB rating

### CAREER HIGHLIGHTS:

- Lead blocker for RB Ray Rice, who led the NFL in yards from scrimmage (2,068) and ranked second in rushing (1,364 yards) in 2011
- Established career highs with 4 carries at Cle. (12/4/11) and 14 rushing yards (on 3 carries) vs. Ind. (12/11/11)
- Paved the way for the Texans to rush for 8,636 yards and 74 TDs in his 5 seasons in Houston
- Lead blocker for NFL's leading rusher, RB Arian Foster, in 2010 (1,616 rushing yards and a league-leading 16 TDs)

### CAREER HONORS:

- Two-time Pro Bowler (2010 and 2011)
- Pro Bowl Alternate (2008)
- *Associated Press* first-team All-Pro (2011)
- First-team All-Pro (2010 and 2011)
- *Pro Football Weekly* Midseason All-Pro (2011)
- *Sports Illustrated* (Peter King) first-team All-Pro (2011)

2011 Game-by-Game Ravens										
Date/Opp.	Rushing					Receiving				
	No.	Yds	Avg.	LG	TD	Rec.	Yds	Avg.	LG	TD
9/11 vs. Pit.	0	0	0.0	0	0	1	0	0.0	0	0
9/18 @ Ten.	0	0	0.0	0	0	1	4	4.0	4	0
9/25 @ STL	0	0	0.0	0	0	3	11	3.7	7	0
10/2 vs. NYJ	0	0	0.0	0	0	0	0	0.0	0	0
10/16 vs. Hou.	2	5	2.5	5	0	0	0	0.0	0	0
10/24 @ Jax.	1	1	1.0	1	0	1	2	2.0	2	0
10/30 vs. Ari.	0	0	0.0	0	0	0	0	0.0	0	0
11/6 @ Pit.	0	0	0.0	0	0	1	5	5.0	5	0
11/13 @ Sea.	0	0	0.0	0	0	0	0	0.0	0	0
11/20 vs. Cin.	0	0	0.0	0	0	2	1	0.5	1	0
11/24 vs. SF	1	2	2.0	2	0	1	10	10.0	10	0
12/4 @ Cle.	4	12	3.0	4	0	1	11	11.0	11	0
12/11 vs. Ind.	3	14	4.7	6	0	1	7	7.0	7	0
12/18 @ SD	0	0	0.0	0	0	0	0	0.0	0	0
12/24 vs. Cle.	0	0	0.0	0	0	2	11	5.5	6	0
1/1/12 @ Cin.	1	1	1.0	1	0	1	7	7.0	7	0
<b>Totals</b>	<b>12</b>	<b>35</b>	<b>2.9</b>	<b>6</b>	<b>0</b>	<b>15</b>	<b>69</b>	<b>4.6</b>	<b>11</b>	<b>0</b>
<b>Playoffs</b>										
1/15/12 vs. Hou.	2	1	0.5	1	0	0	0	0.0	0	0
1/22/12 @ NE	0	0	0.0	0	0	2	9	4.5	6	0
<b>Totals</b>	<b>2</b>	<b>1</b>	<b>0.5</b>	<b>1</b>	<b>0</b>	<b>2</b>	<b>9</b>	<b>4.5</b>	<b>6</b>	<b>0</b>

**44 VONTA LEACH**

**REGULAR SEASON**

Year	Teams	GP	GS	RUSHING					RECEIVING					
				No.	Yds.	Avg.	LG	TD	No.	Yds.	Avg.	LG	TD	
2004	Green Bay	6	0	0	0	0.0	0	0	0	0	0	0.0	0	0
2005	Green Bay	16	5	0	0	0.0	0	0	5	19	3.8	9	0	
2006	GB/NO/Hou.	12	5	0	0	0.0	0	0	6	61	10.2	19	1	
2007	Houston	16	12	2	2	1.0	1	1	25	108	4.3	15	2	
2008	Houston	16	12	1	1	1.0	1	1	12	103	8.6	22	0	
2009	Houston	16	4	0	0	0.0	0	0	20	155	7.8	26	1	
2010	Houston	16	5	0	0	0.0	0	0	8	91	11.4	21	0	
2011	Baltimore	16	16	12	35	2.9	6	0	15	69	4.6	11	0	
<b>Totals</b>		<b>114</b>	<b>59</b>	<b>15</b>	<b>38</b>	<b>2.5</b>	<b>6</b>	<b>2</b>	<b>91</b>	<b>606</b>	<b>6.7</b>	<b>26</b>	<b>4</b>	

**SPECIAL TEAMS TACKLES (20):** 2004 (1); 2005 (2); 2006 (2); 2007 (3); 2008 (4); 2010 (8)

**Additional Statistics:** Has 4 KORs for 53 yards and 3 FRs

**CAREER SINGLE-GAME HIGHS (REGULAR SEASON)**

<b>RUSHING</b>	<b>RECEIVING</b>
<b>Carries:</b>	<b>Receptions:</b>
4 (12/4/11 at Cle.)	5 (9/16/07 at Car.)
<b>Yardage:</b>	<b>Yardage:</b>
14 (12/11/11 vs. Ind.)	48 (12/7/08 at GB)
<b>Long Gain:</b>	<b>Long Gain:</b>
6 (12/11/11 vs. Ind.)	26 (1/3/10 vs. NE)
<b>Touchdowns:</b>	<b>Touchdowns:</b>
1 2 times (last: 12/21/08 at Oak.)	1 4 times (last: 11/29/09)

**POSTSEASON**

Year	Team	GP	GS	RUSHING					RECEIVING				
				No.	Yds.	Avg.	LG	TD	No.	Yds.	Avg.	LG	TD
2004	Green Bay	1	0	0	0	0.0	0	0	0	0	0.0	0	0
2011	Baltimore	2	2	2	1	0.5	1	0	2	9	4.5	6	0
<b>Totals</b>		<b>3</b>	<b>2</b>	<b>2</b>	<b>1</b>	<b>0.5</b>	<b>1</b>	<b>0</b>	<b>2</b>	<b>9</b>	<b>4.5</b>	<b>6</b>	<b>0</b>

# 52

## RAY LEWIS

LINEBACKER | 6-1 | 250

COLLEGE: MIAMI

EXP. (NFL/RAVENS): 16/16

HS: KATHLEEN (LAKELAND, FL)

GP/GS (PLAYOFFS): 222/221 (17/17)

BORN: 5/15/75, BARTOW, FL

**2011 SEASON HIGHLIGHTS:** Earned his 13th Pro Bowl invite after leading the Ravens with 95 tackles, despite missing four games with a foot injury...Also produced 2 sacks, 1 INT, 7 PD and 2 FFs for the NFL's third-ranked defense (288.9 ypg)...Baltimore was also second against the run (92.5 ypg) and the league's top red zone defense

- Led the team with 12 tackles (8 solo) and a sack (becoming the first player in NFL history with 40 sacks and 30 INTs) for a defense that held the Texans to 4.4 yards per play in the 29-14 victory in **game 5 vs. Hou. (10/16)**
- Netted 5 tackles (4 solo) and a PD for a defense that forced 4 turnovers and tied an NFL record with 3 defensive TDs in the 34-17 victory in **game 4 vs. NYJ (10/2)**
- Earned AFC Defensive Player of the Week honors after leading the team with 10 solo tackles, 1 sack (-9 yards) and a FF (which was recovered by DT Haloti Ngata and returned for a TD), for a defense that recorded 5 sacks and held the Rams to 244 total yards in the 37-7 victory in **game 3 at STL (9/25)**
- Posted 8 tackles and 1 PD in **game 2 at Ten. (9/18)**, surpassing the 2,500-tackle milestone for his career (2,506)
- Netted 7 tackles (6 solo), 1 INT, 1 FF (recovered by the Ravens) and 1 PD for a defense that posted a franchise-record 7 turnovers (4 FRs and 3 INTs) in the 35-7 victory in the **season opener vs. Pit. (9/11)**

**2011 POSTSEASON HIGHLIGHTS:** Led the Ravens with 20 tackles and 1 PD for a team that forced 7 turnovers in two playoff games

- Tied for the team lead (Bernard Pollard) with 12 tackles and a PD for a defense that picked off QB Tom Brady twice, not allowing him to throw a TD and held him to a 57.5 QB rating in the **AFC Championship at NE (1/22/12)**

### CAREER HIGHLIGHTS:

- In 2000, led a defense that established a 16-game single-season record for fewest points allowed (165), and fewest rushing yards allowed (970), recorded 4 shutouts (1 shy of the post-1970 merger record), and finished first league-wide in six key defensive categories
- Was the second player in NFL history to win both NFL Defensive Player of the Year and Super Bowl MVP awards (2000)...DT Harvey Martin from Dallas won Defensive Player of the Year in 1977 and was co-MVP of Super Bowl XXII with DT Randy White
- Is the only player in NFL history with at least 40 career sacks and 30 career INTs
- Posted a franchise-record 225 tackles in 2003
- Has led the Ravens in tackles in 14 of his 16 seasons, registering at least 150 stops 11 times
- Has returned 3 of his 31 INTs for TDs
- Posted a franchise-record and career-high 25 tackles at NYG (9/14/97)
- Has 7 career 20-tackle games
- In his 16th season (1996-2011) in Baltimore, Lewis is the longest-tenured NFL defensive player with his original team
- Is second only to Jack Ham (53) in take-aways by a LB in NFL history with 49 total (31 INTs and 18 FRs)

### CAREER HONORS:

- Invited to 13 Pro Bowls (1997-2001, 2003-04 and 2006-11)... Did not play in 2006 game due to a hand injury
- Two-time NFL Defensive Player of the Year (2000 and 2003) – just the sixth player in NFL history to win multiple times (Lawrence Taylor – three times; Joe Greene, Mike Singletary, Bruce Smith and Reggie White – two times each)
- Super Bowl XXXV MVP (2000)
- Named to the NFL All-Decade (2000s) team, chosen every 10 years by the Pro Football Hall of Fame Selection Committee
- AFC Defensive Player of the Week (Week 3, 2011; Week 10, 2008; Week 1, 2006; Week 17, 2003; Week 4, 2002; Week 15, 2001; Week 9, 1997; Week 1, 1996)
- AFC Defensive Player of the Month (November, 2003)
- *Associated Press* first-team All-Pro (1999-2001, 2003-04, 2008-09)
- *Associated Press* second-team All-Pro (1997-98, 2010)
- *College and Pro Football Weekly* first-team All-Pro (1997, 2000-01)
- *College and Pro Football Weekly* second-team All-Pro (1999, 2004)
- *Football Digest* Defensive Player of the Year (2003)
- *Football Digest* All-Pro (1999, 2000-01, 2003)
- *Football Digest* second-team All-Pro (2004)
- *Football Digest* second-team All-NFL (1997)
- *Football News* All-AFC (1999)
- *Football News* All-Pro (2000-01)
- KC 101 Defensive Player of the Year (2000-01, 2003)
- NFL Alumni Linebacker of the Year (1999, 2003)
- *PFW/PFWA* First-team All-NFL (2000, 2003, 2008)
- *PFW/PFWA* First-team All-AFC (1999, 2000, 2003, 2008)
- *PFW/PFWA* and *Football Digest* Defensive MVP (2003)
- *Pro Football Weekly* All-Pro (1999-01 and 2003-04)
- *Pro Football Weekly* Defensive Player of the Week (1997)
- *USA Today* First-team All-Pro (1998-2000)
- *USA Today* All-Rookie Team (1996)
- *Sporting News* All-Pro (1998-2001, 2003-04)
- *Sports Illustrated* All-Pro (1997-2001, 2003-04, 2009-10)
- John Mackey Award (1997), given to the AFC's best LB, as voted by peers
- NFLPA Linebacker of the Year (1997)
- Walter Payton Man of the Year Finalist (2003)
- NFL's Most Dominant Player, voted by league coaches through CBS Sports (2003)
- Vic Carucci's All-Interview Team, *NFL.com* (2004)



# 52 RAY LEWIS

2011

## Game-by-Game Defense

Ravens	TT	Solo	As	Sacks	INT	PD	FF	FR
9/11 vs. Pit.	7	6	1	0-0	1-4	1	1	0
9/18 @ Ten.	8	6	2	0-0	0-0	1	0	0
9/25 @ STL	10	10	0	1-9	0-0	0	1	0
10/2 vs. NYJ	5	4	1	0-0	0-0	1	0	0
10/16 vs. Hou.	12	8	4	1-7	0-0	0	0	0
10/24 @ Jax.	8	6	2	0-0	0-0	1	0	0
10/30 vs. Ari.	5	3	2	0-0	0-0	1	0	0
11/6 @ Pit.	5	2	3	0-0	0-0	1	0	0
11/13 @ Sea.	8	4	4	0-0	0-0	0	0	0
11/20 vs. Cin.	INACTIVE - FOOT							
11/24 vs. SF	INACTIVE - FOOT							
12/4 @ Cle.	INACTIVE - FOOT							
12/11 vs. Ind.	INACTIVE - FOOT							
12/18 @ SD	10	9	1	0-0	0-0	0	0	0
12/24 vs. Cle.	10	9	1	0-0	0-0	0	0	0
1/1/12 @ Cin.	7	5	2	0-0	0-0	1	0	0
<b>Totals</b>	<b>95</b>	<b>72</b>	<b>23</b>	<b>2-16</b>	<b>1-4</b>	<b>7</b>	<b>2</b>	<b>0</b>
<b>Playoffs</b>								
1/15/12 vs. Hou.	8	7	1	0-0	0-0	1	0	0
1/22/12 @ NE	12	5	7	0-0	0-0	0	0	0
<b>Totals</b>	<b>20</b>	<b>12</b>	<b>8</b>	<b>0-0</b>	<b>0-0</b>	<b>1</b>	<b>0</b>	<b>0</b>

## 52 RAY LEWIS

### REGULAR SEASON

Year	Team	TACKLES						INTERCEPTIONS					FUMBLES			
		GP	GS	TT	Solo	Asst	SK	Yards	No.	Yds.	Lg	TDs	PD	FF	FR	Yds.
1996	Baltimore	14	13	*142	*104	38	2.5	8.5	1	0	0	0	6	0	0	0
1997	Baltimore	16	16	**210	**163	47	4	27	1	18	18	0	9	1	1	0
1998	Baltimore	14	14	*154	*119	35	3	14	2	25	26	0	10	1	0	0
1999	Baltimore	16	16	**198	**131	67	3.5	20.5	3	97	60	0	8	1	0	0
2000	Baltimore	16	16	*187	*120	67	3	33	2	1	1	0	7	0	3	0
2001	Baltimore	16	16	**196	**130	66	3.5	26	3	115	64	0	10	1	1	0
2002	Baltimore	5	5	85	57	28	0	0	2	4	4	0	2	1	1	0
2003	Baltimore	16	16	**225	**160	65	1.5	11	6	99	37	1	13	2	2	1
2004	Baltimore	15	15	**200	**122	78	1	9	0	0	0	0	3	1	2	0
2005	Baltimore	6	6	77	47	30	1	1	1	0	0	0	3	0	1	0
2006	Baltimore	14	14	*164	*106	58	5	36.5	2	27	27	0	9	1	1	0
2007	Baltimore	14	14	*184	*108	76	2	7	2	35	35	1	10	2	1	0
2008	Baltimore	16	16	*160	*84	76	3.5	32.5	3	43	29	0	12	1	2	0
2009	Baltimore	16	16	*164	*100	64	3	16	0	9	9	0	6	3	1	0
2010	Baltimore	16	16	*145	*103	42	2	8	2	26	24t	1	4	2	3	0
2011	Baltimore	12	12	*95	*72	23	2	16	1	4	4	0	7	2	0	0
<b>Totals</b>		<b>222</b>	<b>221</b>	<b>2,586</b>	<b>1,726</b>	<b>860</b>	<b>40.5</b>	<b>266</b>	<b>31</b>	<b>503</b>	<b>64</b>	<b>3</b>	<b>119</b>	<b>19</b>	<b>19</b>	<b>1</b>

\*LED TEAM; \*\*LED TEAM AND NFL

#FRANCHISE SINGLE-SEASON RECORD

### CAREER SINGLE-GAME HIGHS (REGULAR SEASON)

<b>Total Tackles:</b>	<b>Solo Tackles:</b>
25 (9/14/97 at NYG)	18 (9/14/97 at NYG)
<b>Sacks:</b>	<b>INTs:</b>
2 (11/26/00 vs. Cle)	2 3 times (last: 11/9/08 at Hou.)
<b>Forced Fumbles:</b>	<b>Fumble Recoveries:</b>
1 19 times (last: 9/25/11 at STL)	2 (12/28/08 vs. Jax.)
<b>Passes Defensed:</b>	
3 6 times (last: 10/14/07 vs. STL)	

### POSTSEASON

Year	Team	TACKLES						INTERCEPTIONS					FUMBLES			
		GP	GS	TT	Solo	Asst	SK	Yards	No.	Yds.	Lg	TDs	PD	FF	FR	Yds.
2000	Baltimore	4	4	44	28	16	0	0	2	54	50t	1	7	0	1	0
2001	Baltimore	2	2	17	10	7	0	0	0	0	0	0	0	3	0	0
2003	Baltimore	1	1	18	12	6	0	0	0	0	0	0	0	0	0	0
2006	Baltimore	1	1	23	13	10	0	0	0	0	0	0	3	0	0	0
2008	Baltimore	3	3	29	23	6	0	0	0	0	0	0	1	2	0	0
2009	Baltimore	2	2	21	10	11	1	7	0	0	0	0	1	0	0	0
2010	Baltimore	2	2	13	9	4	1	10	0	0	0	0	0	1	0	0
2011	Baltimore	2	2	20	12	8	0	0	0	0	0	0	1	0	0	0
<b>Totals</b>		<b>17</b>	<b>17</b>	<b>185</b>	<b>117</b>	<b>68</b>	<b>2</b>	<b>17</b>	<b>2</b>	<b>54</b>	<b>50t</b>	<b>1</b>	<b>13</b>	<b>6</b>	<b>1</b>	<b>0</b>

# RAVENS RANTS: RAY LEWIS

## THE ULTIMATE LB



Thirteen-time Pro Bowl LB Ray Lewis had a team-high 95 tackles, 2 sacks, 1 INT and 2 FFs in 2011, missing games 10-13 with a foot injury, which snapped his 57-consecutive games started streak that dated back to 2008. Lewis, who has played in 222 career contests, is Baltimore's all-time tackle king (2,586 stops). He also has the most FRs (19), second-most INTs (31) and second-most FFs (19) in team history, leading a Ravens' "D" that has ranked in the top 10 (yards allowed) for nine straight seasons.

### RAVENS CAREER DEFENSIVE RECORDS (All-Time History)

#### TACKLES

1. Ray Lewis (1996-present) ..... 2,586
2. Kelly Gregg (2001-2010)..... 721
3. Terrell Suggs (2003-present) ..... 660
4. Ed Reed (2002-present) ..... 603
5. Jamie Sharper (1997-2001) ..... 522

#### INTERCEPTIONS

1. Ed Reed (2002-present) ..... 57
2. Ray Lewis (1996-present) ..... 31
3. Chris McAlister (1999-2008)..... 26
4. Duane Starks (1998-2001) ..... 20
5. Rod Woodson (1998-2001)..... 20

#### FUMBLES RECOVERED

1. Ray Lewis (1996-present) ..... 19
2. Terrell Suggs (2003-present) ..... 11
3. Rob Burnett (1996-2001) ..... 8

## TACKLE MACHINE

After his 16th season, LB Ray Lewis is the NFL's active career tackles leader. Lewis, who has played in 222 games, is one of only two active players to hit the 2,000-tackle milestone. In 2011, Lewis led the Ravens in tackles (95) for the 14th time in his career. He has tallied at least 130 stops 13 times.

### NFL CAREER TACKLE LEADERS (Active Players)

Rk.	Player (Year Entered NFL)	Tackles	Games
1.	Ray Lewis (1996)	2,586	222
2.	London Fletcher (1998)	2,220	224
3.	Keith Brooking (1998)	1,826	209
4.	Brian Urlacher (2000)	1,658	170
5.	Mike Peterson (1999)	1,600	182

## AN ELITE NFL CLUB

In 2011's Week 6 win over Houston, LB Ray Lewis became the only player in NFL history to record 40 sacks and 30 INTs in a career.

### NFL PLAYERS W/ 30+ SACKS & 25+ INTs (NFL History)

Player	Games	Sacks	INTs
Ray Lewis (1996-present)	222	40.5	31
Rodney Harrison (1994-2008)	186	30.5	34
William Thomas (1991-2001)	172	37.0	27

## RUN "D" STREAK

The Ravens have held opponents to under 4.0 yards per rush in each year of their existence (an amazing 16 straight seasons), ranking as the longest streak in NFL history.

### MOST CONSECUTIVE SEASONS ALLOWING LESS THAN 4 YARDS PER RUSH

Team	Seasons	Years
Baltimore Ravens	16	1996-2011
Buffalo Bills	15	1986-2000
Dallas Cowboys	15	1964-78

#### Longest Active in Top 5:

• The Ravens own the NFL's longest active streak of ranking in the Top 5 in run defense (yards allowed per game), doing so for six-straight seasons. In 2011, Baltimore was No. 2, permitting just 92.6 rushing ypg.

## LIMITING THE 100s

Dating back to the 1999 season, the Ravens have allowed the second-fewest 100-yard rushers (27) in the NFL. (Pittsburgh ranks first with 24.) The top teams stack up as follows:

### 100-YARD RUSHERS ALLOWED (Since 1999)

Rk.	Team	100-Yard Rushers
1.	Pittsburgh Steelers	24
2.	Baltimore Ravens	27
3.	San Diego Chargers	38

#### Rush "D" Quick Hits:

• Baltimore has allowed only nine 100-yard RBs in its last 83 games & 11 in the past 100 games (last was the Browns' Peyton Hillis, 112, on 12/24/11).

## 'BACKER THEFTS

LB Ray Lewis is the NFL's active INT leader among linebackers, posting 31 picks during his career, including a theft in 2011's Week 1 win against the Steelers. (The pick was part of the Ravens' 7-take-away performance, which set a franchise record.) Lewis ranks sixth all time in INTs by a linebacker, passing Sam Huff (30) in Week 1.

### LINEBACKER INTERCEPTION LEADERS (Active Players)

Rk.	Player (Team)	INTs	Yards	TD
1.	Ray Lewis (Bal.)	31	503	3
2.	Brian Urlacher (Chi.)	21	278	1
3.	Mike Peterson (Atl.)	19	272	1
	Takeo Spikes (SD)	19	276	3
5.	London Fletcher (Was.)	18	139	2

## STILL GOING STRONG



Finishing his 16th NFL season (all with the Ravens), LB Ray Lewis currently stands as the NFL's longest-tenured defensive player still playing with his original team (Lewis was drafted in 1996).

### LONGEST-TENURED DEFENSIVE PLAYERS (w/ Original Team)

Rk.	Player	Team	Seasons
1.	Ray Lewis	Ravens	16
2.	Ronde Barber	Buccaneers	15
3.	Aaron Smith	Steelers	13

# 53

## JAMEEL McCLAIN

LINEBACKER | 6-1 | 245

COLLEGE: SYRACUSE

HS: GEORGE WASHINGTON (PHI., PA)

BORN: 7/25/85, PHILADELPHIA, PA

EXP. (NFL/RAVENS): 4/4

GP/GS (PLAYOFFS): 64/32 (9/3)

**2011 SEASON HIGHLIGHTS:** Finished second on the team with 81 tackles for the NFL's third-ranked defense (288.9 ypg)...McClain also produced 1 sack, 1 INT and established career highs with 5 PD and 2 FRs, one of which he returned for his first-career TD (10/2 vs. NYJ)

- Tied for the team lead (Bernard Pollard) with 8 tackles for a defense that recorded a franchise-record-tying 9 sacks in **game 11 vs. SF (11/24)**
- Led the team with a career-high-tying 9 tackles, including a career-high 8 solo, for a defense that forced 3 turnovers in the 31-24 victory in **game 10 vs. Cin. (11/20)**
- Posted 1 tackle, 1 PD and on the Jets' first play from scrimmage, returned a fumble 6 yards for his first-career TD (part of an NFL-record-tying 3 defensive TDs) in **game 4 vs. NYJ (10/2)**
- Started and posted 1 tackle for a defense that recorded a franchise-record 7 turnovers (4 FRs and 3 INTs) in the 35-7 victory in the **season opener vs. Pit. (9/11)**...Also led the team with 2 special teams stops against the Steelers

**2011 POSTSEASON HIGHLIGHTS:** Totaled 3 tackles, despite being slowed by a knee injury, for a team that forced 7 turnovers in two playoff games

- Posted 2 solo tackles for a team that forced 4 turnovers (3 INTs and 1 FR) in the 20-13 victory in the **Divisional Playoff vs. Hou. (1/15/12)**

### CAREER HIGHLIGHTS:

- Established a franchise record with 2 safeties in a season (sack of then-Oakland QB JaMarcus Russell and a blocked punt) as a rookie in 2008
- Recorded his first-career INT in the 30-27 victory vs. Ari. (10/30/11)
- Scored his first-career TD on a 6-yard FR 10/2/11 vs. NYJ
- Posted a career-high 91 tackles in his first year as a full-time starter in 2010
- Recorded a then-career-high 29 tackles from scrimmage and 33 special teams tackles in 2009
- Was the only rookie free agent to make the Ravens' 53-man roster in 2008

#### 2011 Game-by-Game Defense Ravens

Date/Opp.	TT	Solo	As	Sacks	INT	PD	FF	FR
9/11 vs. Pit.	1	0	1	0-0	0-0	0	0	0
9/18 @ Ten.	2	1	1	0-0	0-0	0	0	0
9/25 @ STL	5	5	0	1-4	0-0	0	0	0
10/2 vs. NYJ	1	0	1	0-0	0-0	1	0	*1
10/16 vs. Hou.	1	1	0	0-0	0-0	0	0	0
10/24 @ Jax.	7	4	3	0-0	0-0	0	0	1
10/30 vs. Ari.	5	3	2	0-0	1-8	1	0	0
11/6 @ Pit.	4	3	1	0-0	0-0	1	0	0
11/13 @ Sea.	9	3	6	0-0	0-0	0	0	0
11/20 vs. Cin.	9	8	1	0-0	0-0	0	0	0
11/24 vs. SF	8	3	5	0-0	0-0	0	0	0
12/4 @ Cle.	7	5	2	0-0	0-0	0	0	0
12/11 vs. Ind.	8	6	2	0-0	0-0	1	0	0
12/18 @ SD	6	3	3	0-0	0-0	0	0	0
12/24 vs. Cle.	1	1	0	0-0	0-0	1	0	0
1/1/12 @ Cin.	7	1	6	0-0	0-0	0	0	0
<b>Totals</b>	<b>81</b>	<b>47</b>	<b>34</b>	<b>1-4</b>	<b>1-8</b>	<b>5</b>	<b>0</b>	<b>2</b>

#### Playoffs

1/15/12 vs. Hou.	2	2	0	0-0	0-0	0	0	0
1/22/12 @ NE	1	0	1	0-0	0-0	0	0	0
<b>Totals</b>	<b>3</b>	<b>2</b>	<b>1</b>	<b>0-0</b>	<b>0-0</b>	<b>0</b>	<b>0</b>	<b>0</b>

## 53 JAMEEL McCLAIN

### REGULAR SEASON

Year	Team	GP	GS	TACKLES			SK	Yards	INTERCEPTIONS				FUMBLES				
				TT	Solo	Asst			No	Yds.	Lg	TDs	PD	FF	FR	Yds.	
2008	Baltimore	16	0	8	8	0	2.5	26.5	0	0	0	0	0	0	0	0	0
2009	Baltimore	16	1	29	17	12	0	0	0	0	0	0	0	0	0	0	0
2010	Baltimore	16	15	91	58	33	1	3	0	0	0	0	2	0	1	9	
2011	Baltimore	16	16	81	47	34	1	4	1	8	8	0	5	0	2	6	
<b>Totals</b>		<b>64</b>	<b>32</b>	<b>209</b>	<b>130</b>	<b>79</b>	<b>4.5</b>	<b>33.5</b>	<b>1</b>	<b>8</b>	<b>8</b>	<b>0</b>	<b>7</b>	<b>0</b>	<b>3</b>	<b>15</b>	

**SPECIAL TEAMS TACKLES (58):** 2008 (17); 2009 (33); 2010 (6); 2011 (2)

### CAREER SINGLE-GAME HIGHS (REGULAR SEASON)

<b>Total Tackles:</b>	95 times (last: 11/20/11 vs. Cin.)	<b>Solo Tackles:</b>	8 (11/20/11 vs. Cin.)
<b>Sacks:</b>	14 times (last: 9/25/11 at STL)	<b>INTs:</b>	1 (10/30/11 vs. Ari.)
<b>Forced Fumbles:</b>	None	<b>Fumble Recoveries:</b>	13 times (last: 10/24/11 at Jax.)
<b>Passes Defensed:</b>	17 times (last: 12/24/11 vs. Cle.)		

**Additional Statistics:** Has 2 safeties – sack in the end zone (vs. Oak. 10/26/08) and a blocked punt for a safety (vs. Phi 11/23/08); Scored his first-career TD on a 6-yard FR 10/2/11 vs. NYJ

### POSTSEASON

Year	Team	GP	GS	TACKLES			SK	Yards	INTERCEPTIONS				FUMBLES			
				TT	Solo	Asst			No	Yds.	Lg	TDs	PD	FF	FR	Yds.
2008	Baltimore	3	0	1	1	0	0	0	0	0	0	0	0	0	0	0
2009	Baltimore	2	0	0	0	0	0	0	0	0	0	0	0	0	0	0
2010	Baltimore	2	2	9	4	5	0	0	0	0	0	0	0	0	0	0
2011	Baltimore	2	1	3	2	1	0	0	0	0	0	0	0	0	0	0
<b>Totals</b>		<b>9</b>	<b>3</b>	<b>13</b>	<b>7</b>	<b>6</b>	<b>0</b>	<b>0</b>	<b>0</b>	<b>0</b>	<b>0</b>	<b>0</b>	<b>0</b>	<b>0</b>	<b>0</b>	<b>0</b>

# 50

# ALBERT McCLELLAN

**OUTSIDE LINEBACKER | 6-2 | 255**

**COLLEGE:** MARSHALL  
**EXP. (NFL/RAVENS):** 1/1

**HS:** KATHLEEN (LAKELAND, FL)  
**GP/GS (PLAYOFFS):** 16/1 (2/0)

**BORN:** 6/4/86, LAKELAND, FL

**2011 SEASON HIGHLIGHTS:** Saw action in all 16 games, including one start, and led the team with 12 special teams tackles...Also produced 7 tackles from scrimmage

- Posted two solo tackles in **game 14 at SD (12/18)**
- Started his first-career NFL game and produced a career-high 4 tackles for a defense that recorded a franchise-record-tying 9 sacks in **game 11 vs. SF (11/24)**
- Posted his first-career tackle from scrimmage for a defense that held the Steelers to 70 rushing yards in the 23-20 win in **game 8 at Pit. (11/6)**
- Posted his first-career special teams stop in **game 2 at Ten. (9/18)**
- Saw action in his first-career NFL game on special teams in the 35-7 victory in the **season opener vs. Pit. (9/11)**

**2011 POSTSEASON HIGHLIGHTS:** Played in both playoff games, totaling 2 special teams stops

- Saw action in his first-career postseason game and tied for the team lead with 2 special teams tackles in the **Divisional Playoff vs. Hou. (1/15/12)**

### CAREER HIGHLIGHTS:

- Started his first-career game vs. SF (11/24/11)
- Posted a career-high 4 tackles vs. SF (11/24/11)
- Recorded his first-career tackle from scrimmage in the 23-20 victory at Pit. (11/6/11)
- Produced a career-high 2 solo special teams tackles at Sea. (11/13/11), vs. Ari. (10/30/11) and at Jax. (10/24/11)
- Saw action in his first-career NFL game vs. Pit. (9/11/11)

### 2011 Game-by-Game Defense Ravens

Date/Opp.	TT	Solo	As	Sacks	INT	PD	FF	FR	
9/11 vs. Pit.		SAW ACTION ON SPECIAL TEAMS							
9/18 @ Ten.		SAW ACTION ON SPECIAL TEAMS							
9/25 @ STL		SAW ACTION ON SPECIAL TEAMS							
10/2 vs. NYJ		SAW ACTION ON SPECIAL TEAMS							
10/16 vs. Hou.		SAW ACTION ON SPECIAL TEAMS							
10/24 @ Jax.		SAW ACTION ON SPECIAL TEAMS							
10/30 vs. Ari.		SAW ACTION ON SPECIAL TEAMS							
11/6 @ Pit.	1	1	0	0-0	0-0	0	0	0	
11/13 @ Sea.	0	0	0	0-0	0-0	0	0	0	
11/20 vs. Cin.		SAW ACTION ON SPECIAL TEAMS							
11/24 vs. SF	4	2	2	0-0	0-0	0	0	0	
12/4 @ Cle.		SAW ACTION ON SPECIAL TEAMS							
12/11 vs. Ind.	0	0	0	0-0	0-0	0	0	0	
12/18 @ SD	2	2	0	0-0	0-0	0	0	0	
12/24 vs. Cle.	0	0	0	0-0	0-0	0	0	0	
1/1/12 @ Cin.	0	0	0	0-0	0-0	0	0	0	
<b>Totals</b>	<b>7</b>	<b>5</b>	<b>2</b>	<b>0-0</b>	<b>0-0</b>	<b>0</b>	<b>0</b>	<b>0</b>	
<b>Playoffs</b>									
1/15/12 vs. Hou.		SAW ACTION ON SPECIAL TEAMS							
1/22/12 @ NE		SAW ACTION ON SPECIAL TEAMS							
<b>Totals</b>	<b>0</b>	<b>0</b>	<b>0</b>	<b>0-0</b>	<b>0-0</b>	<b>0</b>	<b>0</b>	<b>0</b>	

### 2011 Game-by-Game Special Teams Ravens

Date/Opp.	TT	Solo	As	FF	FR	BK
9/11 vs. Pit.	0	0	0	0	0	0
9/18 @ Ten	1	1	0	0	0	0
9/25 @ STL	1	1	0	0	0	0
10/2 vs. NYJ	1	1	0	0	0	0
10/16 vs. Hou.	0	0	0	0	0	0
10/24 @ Jax.	2	2	0	0	0	0
10/30 vs. Ari.	2	2	0	0	0	0
11/6 @ Pit.	1	1	0	0	0	0
11/13 @ Sea.	2	1	1	0	0	0
11/20 vs. Cin.	0	0	0	0	0	0
11/24 vs. SF	0	0	0	0	0	0
12/4 @ Cle.	0	0	0	0	0	0
12/11 vs. Ind.	1	1	0	0	0	0
12/18 @ SD	0	0	0	0	0	0
12/24 vs. Cle.	0	0	0	0	0	0
1/1/12 @ Cin.	1	0	1	0	0	0
<b>Totals</b>	<b>12</b>	<b>10</b>	<b>2</b>	<b>0</b>	<b>0</b>	<b>0</b>
<b>Playoffs</b>						
1/15/12 vs. Hou.	2	2	0	0	1	0
1/22/12 @ NE	0	0	0	0	0	0
<b>Totals</b>	<b>2</b>	<b>2</b>	<b>0</b>	<b>0</b>	<b>1</b>	<b>0</b>

## 50 ALBERT McCLELLAN

### REGULAR SEASON

Year	Team	GP	GS	TACKLES			INTERCEPTIONS				FUMBLES							
				TT	Solo	Asst	SK	Yards	No.	Yds.	Lg	TDs	PD	FF	FR	Yds.		
2010	Baltimore																	
2011	Baltimore	16	1	7	5	2	0	0	0	0	0	0	0	0	0	0	0	0
<b>Totals</b>		<b>16</b>	<b>1</b>	<b>7</b>	<b>5</b>	<b>2</b>	<b>0</b>	<b>0</b>	<b>0</b>	<b>0</b>	<b>0</b>	<b>0</b>	<b>0</b>	<b>0</b>	<b>0</b>	<b>0</b>	<b>0</b>	<b>0</b>

SPECIAL TEAMS TACKLES (12): 2011 (12)

### CAREER SINGLE-GAME HIGHS (REGULAR SEASON)

<b>Total Tackles:</b>	<b>Solo Tackles:</b>
4 (11/24/11 vs. SF)	2 2 times (last: 12/18/11 at SD)
<b>Sacks:</b>	<b>INTs:</b>
None	None
<b>Forced Fumbles:</b>	<b>Fumble Recoveries:</b>
None	None
<b>Passes Defensed:</b>	
None	

### POSTSEASON

Year	Team	GP	GS	TACKLES			INTERCEPTIONS				FUMBLES							
				TT	Solo	Asst	SK	Yards	No.	Yds.	Lg	TDs	PD	FF	FR	Yds.		
2011	Baltimore	2	0	0	0	0	0	0	0	0	0	0	0	0	0	0	0	0
<b>Totals</b>		<b>2</b>	<b>0</b>	<b>0</b>	<b>0</b>	<b>0</b>	<b>0</b>	<b>0</b>	<b>0</b>	<b>0</b>	<b>0</b>	<b>0</b>	<b>0</b>	<b>0</b>	<b>0</b>	<b>0</b>	<b>0</b>	<b>0</b>

# 91

# BRANDON MCKINNEY

**NOSE TACKLE | 6-2 | 345**

**COLLEGE: MICHIGAN STATE**

**BORN: 8/24/83, DAYTON, OH**

**HS: CHAMINADE-JULIENNE (DAYTON, OH)**

**EXP. (NFL/RAVENS): 6/4 GP/GS (PLAYOFFS): 61/6 (7/0)**

**2011 SEASON HIGHLIGHTS:** Played in 12 games, recording 14 tackles (8 solo) and 1 FF for the NFL's third-ranked defense (288.9 ypg)...Baltimore was also second against the run (92.6 ypg) and the league's top red zone defense

- Netted 2 tackles for a defense that held the Cardinals to 18% on third down (2-of-11) and recorded 6 sacks in the 30-27 victory in **game 7 vs. Ari. (10/30)**
- Recorded 4 tackles (career-high-tying 3 solo) and his first-career FF for a defense that held the Jaguars to 205 total yards and 13% (2-of-16) on third down in **game 6 at Jax. (10/24)**
- Played from scrimmage for a defense that forced 4 turnovers and tied an NFL record with 3 defensive TDs in the 34-17 victory in **game 4 vs. NYJ (10/2)**
- Saw action in his 50th-career game for a defense that produced 5 sacks and held the Rams to 244 total yards in the 37-7 victory in **game 3 at STL (9/25)**

**2011 POSTSEASON HIGHLIGHTS:** Totaled 3 tackles for a team that forced 7 turnovers in two playoff games

- Netted 3 tackles for a team that forced 4 turnovers (3 INTs and 1 FR) in the 20-13 victory in the **Divisional Playoff vs. Hou. (1/15/12)**

### CAREER HIGHLIGHTS:

- Posted a career-high 6 tackles while with the Chargers at Ten. (12/9/07)
- Recorded his first-career FR vs. Pit. (12/14/08)

**2011 Game-by-Game Defense Ravens**

Date/Opp.	TT	Solo	As	Sacks	INT	PD	FF	FR
9/11 vs. Pit.				INACTIVE				
9/18 @ Ten.				INACTIVE				
9/25 @ STL	0	0	0	0-0	0-0	0	0	0
10/2 vs. NYJ	0	0	0	0-0	0-0	0	0	0
10/16 vs. Hou.	1	0	1	0-0	0-0	0	0	0
10/24 @ Jax.	4	3	1	0-0	0-0	0	1	0
10/30 vs. Ari.	2	1	1	0-0	0-0	0	0	0
11/6 @ Pit.	0	0	0	0-0	0-0	0	0	0
11/13 @ Sea.	3	0	3	0-0	0-0	0	0	0
11/20 vs. Cin.	1	1	0	0-0	0-0	0	0	0
11/24 vs. SF	0	0	0	0-0	0-0	0	0	0
12/4 @ Cle.	0	0	0	0-0	0-0	0	0	0
12/11 vs. Ind.				INACTIVE				
12/18 @ SD				INACTIVE				
12/24 vs. Cle.	2	2	0	0-0	0-0	0	0	0
1/1/12 @ Cin.	1	1	0	0-0	0-0	0	0	0
<b>Totals</b>	<b>14</b>	<b>8</b>	<b>6</b>	<b>0-0</b>	<b>0-0</b>	<b>0</b>	<b>1</b>	<b>0</b>
<b>Playoffs</b>								
1/15/12 vs. Hou.	3	1	2	0-0	0-0	0	0	0
1/22/12 @ NE				INACTIVE				
<b>Totals</b>	<b>3</b>	<b>1</b>	<b>2</b>	<b>0-0</b>	<b>0-0</b>	<b>0</b>	<b>0</b>	<b>0</b>

## 91 BRANDON MCKINNEY

### REGULAR SEASON

Year	Team	GP	GS	TACKLES				INTERCEPTIONS				FUMBLES				
				TT	Solo	Asst	SK	Yards	No	Yds	Lg	TDs	PD	FF	FR	Yds
2006	San Diego	6	0	2	1	1	0	0	0	0	0	0	1	0	0	0
2007	San Diego	14	2	35	15	20	0	0	0	0	0	1	0	0	0	0
2008	Baltimore	11	0	19	12	7	0	0	0	0	0	0	0	1	4	4
2009	Baltimore	7	0	3	1	2	0	0	0	0	0	0	0	0	0	0
2010	Baltimore	11	4	9	5	4	0	0	0	0	0	0	0	0	0	0
2011	Baltimore	12	0	14	8	6	0	0	0	0	0	0	1	0	0	0
<b>Totals</b>		<b>61</b>	<b>6</b>	<b>82</b>	<b>42</b>	<b>40</b>	<b>0</b>	<b>0</b>	<b>0</b>	<b>0</b>	<b>0</b>	<b>0</b>	<b>2</b>	<b>1</b>	<b>1</b>	<b>4</b>

### CAREER SINGLE-GAME HIGHS (REGULAR SEASON)

<b>Total Tackles:</b> 6 (12/9/07 at Ten.)	<b>Solo Tackles:</b> 3 2 times (last: 10/24/11 at Jax.)
<b>Sacks:</b> None	<b>INTs:</b> None
<b>Forced Fumbles:</b> 1 (10/24/11 at Jax.)	<b>Fumble Recoveries:</b> 1 (12/14/08 vs. Pit.)
<b>Passes Defensed:</b> 1 2 times (last: 12/9/07 at Ten.)	

### POSTSEASON

Year	Team	GP	GS	TACKLES				INTERCEPTIONS				FUMBLES				
				TT	Solo	Asst	SK	Yards	No	Yds	Lg	TDs	PD	FF	FR	Yds
2006	San Diego	1	0	0	0	0	0	0	0	0	0	0	0	0	0	0
2008	Baltimore	3	0	3	2	1	0	0	0	0	0	0	0	0	0	0
2009	Baltimore															
2010	Baltimore	2	0	3	2	1	0	0	0	0	0	1	0	1	0	0
2011	Baltimore	1	0	3	1	2	0	0	0	0	0	0	0	0	0	0
<b>Totals</b>		<b>7</b>	<b>0</b>	<b>9</b>	<b>5</b>	<b>4</b>	<b>0</b>	<b>0</b>	<b>0</b>	<b>0</b>	<b>0</b>	<b>1</b>	<b>0</b>	<b>1</b>	<b>0</b>	<b>0</b>

# 78

## BRYANT McKINNIE

TACKLE | 6-8 | 360

COLLEGE: MIAMI

HS: WOODBURY (NJ)

BORN: 9/23/79, WOODBURY, NJ

EXP. (NFL/RAVENS): 10/1

GP/GS (PLAYOFFS): 148/147 (7/7)

**2011 SEASON HIGHLIGHTS: (2011 GP/GS: 16/16)** Helped pave the way for RB Ray Rice to score a franchise-record 15 total TDs (12 rushing and 3 receiving) and rush for a career-high 1,364 yards, part of 1,996 rushing yards by the Ravens in 2011...Rice led the league with 2,068 yards from scrimmage...Also helped protect QB Joe Flacco, allowing him to throw for 3,610 yards and 20 TDs

- Started at LT and helped RB Ray Rice rush for 191 yards and 2 TDs, including a career-long 70-yarder, in the 24-16 victory in the **season finale at Cin. (1/1/12)**...The win wrapped up the AFC North Division Championship and the Ravens' first-ever sweep of the division
- Started at LT and helped the Ravens rush for 290 yards (third most in franchise history), including a career-high 204 yards by RB Ray Rice (fourth most in franchise history), in the 24-10 victory in **game 12 at Cle. (12/4)**...The Ravens racked up 448 total yards and 24 first downs against the Browns
- Started at LT and helped the Ravens gain 373 yards, including 104 yards and 2 TDs rushing by RB Ray Rice and 270 yards and 2 TDs passing by QB Joe Flacco, in the 31-24 victory in **game 10 vs. Cin. (11/20)**
- Started at LT and helped the Ravens gain 356 yards, including a 92-yard game-winning TD drive with 8 seconds remaining, in the 23-20 win in **game 8 at Pit. (11/6)**...The Ravens converted a franchise-record 14 of 21 third-down attempts (66.7%) against the Steelers
- Started at LT and helped Flacco establish career highs in completions (31) and attempts (51) for 336 yards in the 30-27 victory in **game 7 vs. Ari. (10/30)**...Also helped pave the way for RB Ray Rice to rush for a career-high 3 TDs
- Started at LT and helped the Ravens produce a franchise-record 553 total yards, including a career-high 389 passing yards and 3 TDs from Flacco, in the 37-7 victory in **game 3 at STL (9/25)**
- Started his first game as a Raven and helped the Ravens post 385 total yards, including 170 and a TD on the ground, in the 35-7 victory in the **season opener vs. Pit. (9/11)**

**2011 POSTSEASON HIGHLIGHTS: (2011 GP/GS: 2/2)** Started both playoff games at LT and helped protect QB Joe Flacco, allowing him to set postseason career highs with 482 yards (36-of-63 passing), 4 TDs and a 96.1 QB rating

- Started at LT and helped protect Flacco, allowing him time to complete 22 of 36 passes for a postseason franchise-record 306 yards, 2 TDs and 1 INT for a 95.4 QB rating in the **AFC Championship at NE (1/22/12)**...The Ravens produced a postseason franchise-record 398 yards against the Patriots
- Started at LT and helped protect QB Joe Flacco, allowing him to throw for 176 yards, 2 TDs and no INTs in the 20-13 victory in the **Divisional Playoff vs. Hou. (1/15/12)**

### CAREER HIGHLIGHTS:

- Has not missed a game due to injury in his NFL career, playing in 148 consecutive contests
- Helped Vikings RB Adrian Peterson lead the league in rushing with a franchise-record 1,760 yards in 2008
- Blocked for six of the top eight single-season rushers in Vikings history, including a 1,000-yard rusher in each of the past five seasons (2006-10)
- Opened holes, allowing Peterson to rush for 1,000 yards in four consecutive seasons (2007-10)

### CAREER HONORS:

- Pro Bowl performer (2009) and first alternate (2007)

# 90

# PERNELL McPHEE

DEFENSIVE END | 6-3 | 280

COLLEGE: MISSISSIPPI STATE  
EXP. (NFL/RAVENS): ROOKIE

HS: PAHOKEE (FL)  
GP/GS (PLAYOFFS): 16/0 (2/0)

BORN: 12/17/88, PAHOKEE, FL

**2011 SEASON HIGHLIGHTS:** Saw action in all 16 games as a rookie and finished second on the team with 6 sacks for the NFL's third-ranked defense (288.9 ypg)...Led all Ravens rookies with 23 tackles, while also producing 2 PD, 1 FF and 1 FR

- Produced a career-high 2 sacks, among a career-high-tying 3 tackles, in the 24-10 victory in **game 12 at Cle. (12/4)**
- Netted 3 tackles and a sack on 4th down with 33 seconds remaining to seal the victory in the 31-24 win in **game 10 vs. Cin. (11/20)**
- Recorded 3 tackles, including a half-sack, for a defense that held the Jaguars to 205 total yards and 13% (2-of-16) on third down in **game 6 at Jax. (10/24)**
- Saw action from scrimmage for a defense that forced 4 turnovers and tied an NFL record with 3 defensive TDs in the 34-17 victory in **game 4 vs. NYJ (10/2)**
- Produced 2 solo tackles and his first-career sack (part of 5 for the Ravens' defense) in the 37-7 victory in **game 3 at STL (9/25)**
- Played in his first-career NFL game, posting 1 tackle, 1 PD and a FR in the 35-7 victory in the **season opener vs. Pit. (9/11)**

**2011 POSTSEASON HIGHLIGHTS:** Posted a PD for a team that forced 7 turnovers in two playoff games

- Played in his first-career postseason game and netted a PD for a team that forced 4 turnovers (3 INTs and 1 FR) in the 20-13 victory in the **Divisional Playoff vs. Hou. (1/15/12)**

### CAREER HIGHLIGHTS:

- Produced a career-high 2 sacks in the 24-10 victory at Cle. (12/4/11)
- Posted his first-career sack at STL (9/25/11)
- Recorded his first-career tackle vs. Pit. (9/11/11)
- Saw action in his first-career NFL game vs. Pit. (9/11/11)

### 2011 Game-by-Game Defense Ravens

Date/Opp.	TT	Solo	As	Sacks	INT	PD	FF	FR
9/11 vs. Pit.	1	0	1	0-0	0-0	1	0	1
9/18 @ Ten.	2	2	0	0-0	0-0	0	0	0
9/25 @ STL	2	2	0	1-4	0-0	0	0	0
10/2 vs. NYJ	0	0	0	0-0	0-0	0	0	0
10/16 vs. Hou.	1	1	0	1-1	0-0	0	1	0
10/24 @ Jax.	3	1	2	0.5-2	0-0	0	0	0
10/30 vs. Ari.	1	1	0	0-0	0-0	0	0	0
11/6 @ Pit.	2	1	1	0.5-4	0-0	0	0	0
11/13 @ Sea.	0	0	0	0-0	0-0	0	0	0
11/20 vs. Cin.	3	2	1	1-5	0-0	0	0	0
11/24 vs. SF	2	2	0	0-0	0-0	0	0	0
12/4 @ Cle.	3	3	0	2-15	0-0	0	0	0
12/11 vs. Ind.	0	0	0	0-0	0-0	0	0	0
12/18 @ SD	1	0	1	0-0	0-0	0	0	0
12/24 vs. Cle.	2	1	1	0-0	0-0	0	0	0
1/1/12 @ Cin.	0	0	0	0-0	0-0	1	0	0
<b>Totals</b>	<b>23</b>	<b>16</b>	<b>7</b>	<b>6-31</b>	<b>0-0</b>	<b>2</b>	<b>1</b>	<b>1</b>
<b>Playoffs</b>								
1/15/12 vs. Hou.	0	0	0	0-0	0-0	1	0	0
1/22/12 @ NE	0	0	0	0-0	0-0	0	0	0
<b>Totals</b>	<b>0</b>	<b>0</b>	<b>0</b>	<b>0-0</b>	<b>0-0</b>	<b>1</b>	<b>0</b>	<b>0</b>

## 90 PERNELL McPHEE

### REGULAR SEASON

Year	Team	GP	GS	TACKLES				Yards	INTERCEPTIONS				FUMBLES			
				TT	Solo	Asst	SK		No.	Yds.	Lg	TDs	PD	FF	FR	Yds.
2011	Baltimore	16	0	23	16	7	6	31	0	0	0	0	2	1	1	0
<b>Totals</b>		<b>16</b>	<b>0</b>	<b>23</b>	<b>16</b>	<b>7</b>	<b>6</b>	<b>31</b>	<b>0</b>	<b>0</b>	<b>0</b>	<b>0</b>	<b>2</b>	<b>1</b>	<b>1</b>	<b>0</b>

### CAREER SINGLE-GAME HIGHS (REGULAR SEASON)

<b>Total Tackles:</b> 3 3 times (last: 12/4/11 at Cle.)	<b>Solo Tackles:</b> 3 (12/4/11 at Cle.)
<b>Sacks:</b> 2 (12/4/11 at Cle.)	<b>INTs:</b> None
<b>Forced Fumbles:</b> 1 (10/16/11 vs. Hou.)	<b>Fumble Recoveries:</b> 1 (9/11/11 vs. Pit.)
<b>Passes Defensed:</b> 1 (9/11/11 vs. Pit.)	

### POSTSEASON

Year	Team	GP	GS	TACKLES				Yards	INTERCEPTIONS				FUMBLES			
				TT	Solo	Asst	SK		No.	Yds.	Lg	TDs	PD	FF	FR	Yds.
2011	Baltimore	2	0	0	0	0	0	0	0	0	0	0	1	0	0	0
<b>Totals</b>		<b>2</b>	<b>0</b>	<b>0</b>	<b>0</b>	<b>0</b>	<b>0</b>	<b>0</b>	<b>0</b>	<b>0</b>	<b>0</b>	<b>0</b>	<b>1</b>	<b>0</b>	<b>0</b>	<b>0</b>

# 43

# HARUKI NAKAMURA

**SAFETY | 5-10 | 200**

**COLLEGE: CINCINNATI**

**EXP. (NFL/RAVENS): 4/4**

**HS: ST. EDWARD (CLEVELAND, OH)**

**GP/GS (PLAYOFFS): 56/0 (7/0)**

**BORN: 4/18/86, ELYRIA, OH**

**2011 SEASON HIGHLIGHTS:** Saw action in 15 games (missed one game with a knee injury) and finished tied for second on the team (Brendon Ayanbadejo) with 9 special teams tackles...Also had 3 tackles and 2 PD from scrimmage for the NFL's third-ranked defense (288.9 ypg) and the league's top red zone defense

- Tied for the team lead (LaQuan Williams) with 2 special teams tackles in the 24-16 victory in the season finale at Cin. (1/1/12)
- Played in his 50th-career game and netted a tackle and a PD from scrimmage and a solo special teams stop in the 31-24 victory in **game 10 vs. Cin. (11/20)**
- Posted a PD for a defense that held the Texans to 4.4 yards per play and had a special teams stop in the 29-14 victory in **game 5 vs. Hou. (10/16)**

**2011 POSTSEASON HIGHLIGHTS:** Led the Ravens with 4 special teams tackles and had a tackle from scrimmage for a team that forced 7 turnovers in two playoff games

- Led the team with a postseason career-high 3 special teams tackles and had 1 tackle from scrimmage for a defense that picked off QB Tom Brady twice, not allowing him to throw a TD and held him to a 57.5 QB rating in the **AFC Championship at NE (1/22/12)**
- Posted a solo special teams tackle in the 20-13 victory in the **Divisional Playoff vs. Hou. (1/15/12)**

## CAREER HIGHLIGHTS:

- Has 43 career special teams tackles in 56 games played
- Was second on the team with 9 special teams tackles in 2011 and in 2010 with 13
- Finished third on the team with 14 special teams stops in 2008
- Has 23 tackles and 4 PD from scrimmage
- Recorded his first-career postseason INT (returned for 3 yards) in the Wild Card Game at KC (1/9/11)

2011 Game-by-Game Special Teams Ravens						
Date/Opp.	TT	Solo	As	FF	FR	BK
9/11 vs. Pit.	0	0	0	0	0	0
9/18 @ Ten.	0	0	0	0	0	0
9/25 @ STL	0	0	0	0	0	0
10/2 vs. NYJ	INACTIVE - KNEE					
10/16 vs. Hou.	1	1	0	0	0	0
10/24 @ Jax.	0	0	0	0	0	0
10/30 vs. Ari.	1	1	0	0	0	0
11/6 @ Pit.	0	0	0	0	0	0
11/13 @ Sea.	1	1	0	0	0	0
11/20 vs. Cin.	1	1	0	0	0	0
11/24 vs. SF	2	2	0	0	0	0
12/4 @ Cle.	1	1	0	0	0	0
12/11 vs. Ind.	0	0	0	0	0	0
12/18 @ SD	0	0	0	0	0	0
12/24 vs. Cle.	0	0	0	0	0	0
1/1/12 @ Cin.	2	1	1	0	0	0
<b>Totals</b>	<b>9</b>	<b>8</b>	<b>1</b>	<b>0</b>	<b>0</b>	<b>0</b>
Playoffs						
1/15/12 vs. Hou.	1	1	0	0	0	0
1/22/12 @ NE	3	1	2	0	0	0
<b>Totals</b>	<b>4</b>	<b>2</b>	<b>2</b>	<b>0</b>	<b>0</b>	<b>0</b>

2011 Game-by-Game Defense Ravens									
Date/Opp.	TT	Solo	As	Sacks	INT	PD	FF	FR	FR
9/11 vs. Pit.	0	0	0	0-0	0-0	0	0	0	0
9/18 @ Ten.	0	0	0	0-0	0-0	0	0	0	0
9/25 @ STL	0	0	0	0-0	0-0	0	0	0	0
10/2 vs. NYJ	INACTIVE - KNEE								
10/16 vs. Hou.	0	0	0	0-0	0-0	1	0	0	0
10/24 @ Jax.	0	0	0	0-0	0-0	0	0	0	0
10/30 vs. Ari.	1	1	0	0-0	0-0	0	0	0	0
11/6 @ Pit.	0	0	0	0-0	0-0	0	0	0	0
11/13 @ Sea.	0	0	0	0-0	0-0	0	0	0	0
11/20 vs. Cin.	1	1	0	0-0	0-0	1	0	0	0
11/24 vs. SF	0	0	0	0-0	0-0	0	0	0	0
12/4 @ Cle.	1	0	1	0-0	0-0	0	0	0	0
12/11 vs. Ind.	0	0	0	0-0	0-0	0	0	0	0
12/18 @ SD	0	0	0	0-0	0-0	0	0	0	0
12/24 vs. Cle.	0	0	0	0-0	0-0	0	0	0	0
1/1/12 @ Cin.	0	0	0	0-0	0-0	0	0	0	0
<b>Totals</b>	<b>3</b>	<b>2</b>	<b>1</b>	<b>0-0</b>	<b>0-0</b>	<b>2</b>	<b>0</b>	<b>0</b>	<b>0</b>
Playoffs									
1/15/12 vs. Hou.	0	0	0	0-0	0-0	0	0	0	0
1/22/12 @ NE	1	0	1	0-0	0-0	0	0	0	0
<b>Totals</b>	<b>1</b>	<b>0</b>	<b>1</b>	<b>0-0</b>	<b>0-0</b>	<b>0</b>	<b>0</b>	<b>0</b>	<b>0</b>

## 43 HARUKI NAKAMURA

### REGULAR SEASON

Year	Team	GP	GS	TACKLES				INTERCEPTIONS				FUMBLES					
				TT	Solo	Asst	SK	Yards	No	Yds.	Lg	TDs	PD	FF	FR	Yds.	
2008	Baltimore	16	0	3	2	1	0	0	0	0	0	0	0	1	0	0	0
2009	Baltimore	9	0	1	1	0	0	0	0	0	0	0	0	0	0	0	0
2010	Baltimore	16	0	16	12	4	0	0	0	0	0	0	1	0	0	0	0
2011	Baltimore	15	0	3	2	1	0	0	0	0	0	0	2	0	0	0	0
<b>Totals</b>		<b>56</b>	<b>0</b>	<b>23</b>	<b>17</b>	<b>6</b>	<b>0</b>	<b>0</b>	<b>0</b>	<b>0</b>	<b>0</b>	<b>0</b>	<b>4</b>	<b>0</b>	<b>0</b>	<b>0</b>	<b>0</b>

**SPECIAL TEAMS TACKLES (43):** 2008 (14); 2009 (7); 2010 (13); 2011 (9)

### CAREER SINGLE-GAME HIGHS (REGULAR SEASON)

**Total Tackles:** 4 (10/17/10 at NE)  
**Sacks:** None  
**Forced Fumbles:** None  
**Passes Defensed:** 1 2 times (last: 11/7/10 vs. Mia.)

**Solo Tackles:** 3 (10/17/10 at NE)  
**INTs:** None  
**Fumble Recoveries:** None

### POSTSEASON

Year	Team	GP	GS	TACKLES				INTERCEPTIONS				FUMBLES					
				TT	Solo	Asst	SK	Yards	No	Yds.	Lg	TDs	PD	FF	FR	Yds.	
2008	Baltimore	3	0	4	3	1	0.5	5	0	0	0	0	0	0	0	0	0
2009	Baltimore	INJURED RESERVE - ANKLE															
2010	Baltimore	2	0	2	2	0	1	3	1	3	3	0	1	0	0	0	0
2011	Baltimore	2	0	1	0	1	0	0	0	0	0	0	0	0	0	0	0
<b>Totals</b>		<b>7</b>	<b>0</b>	<b>7</b>	<b>5</b>	<b>2</b>	<b>1.5</b>	<b>8</b>	<b>1</b>	<b>3</b>	<b>3</b>	<b>0</b>	<b>1</b>	<b>0</b>	<b>0</b>	<b>0</b>	<b>0</b>



# 92

## HALOTI NGATA

**DEFENSIVE TACKLE | 6-4 | 330**

**COLLEGE: OREGON**

**HS: HIGHLAND (SALT LAKE CITY, UT)**

**BORN: 1/21/84, INGLEWOOD, CA**

**EXP. (NFL/RAVENS): 6/6**

**GP/GS (PLAYOFFS): 94/92 (10/10)**

**2011 SEASON HIGHLIGHTS:** Earned his third-consecutive Pro Bowl nod after leading the D-line with 65 tackles for the NFL's third-ranked defense (288.9 ypg), which was also second against the run (92.6 ypg) and the league's top red zone defense...Also produced 5 sacks, 5 PD, 2 FFs and 3 FRs

- Produced 4 solo tackles and a career-high-tying 2 sacks, for a defense that recorded a franchise-record-tying 9 sacks, in the 16-6 victory in **game 11 vs. SF (11/24)**
- Led the team with a career-high-tying 11 tackles in **game 9 at Sea. (11/13)**
- Netted 2 solo tackles, a sack and a FF (which was recovered by the Ravens and returned for a TD - LB Jarret Johnson) for a defense that forced 4 turnovers and tied an NFL record with 3 defensive TDs in the 34-17 victory in **game 4 vs. NYJ (10/2)**
- Recorded a solo tackle from scrimmage and 1 FR, which he returned 28 yards for his first-career TD, in the 37-7 victory in **game 3 at STL (9/25)**
- Controlled the line of scrimmage, recording 4 tackles, 1 PD (which led to a Ray Lewis INT), 1 FF and 2 FRs (which both led to TDs) for a defense that forced a franchise-record 7 turnovers (4 FRs and 3 INTs) in the **season opener vs. Pit. (9/11)**

**2011 POSTSEASON HIGHLIGHTS:** Produced 6 tackles, 1 PD and 1 FF for a team that forced 7 turnovers in two postseason games

- Produced 3 tackles (2 solo) and a FF for a team that forced 4 turnovers (3 INTs and 1 FR) in the 20-13 victory in the **Divisional Playoff vs. Hou. (1/15/12)**

2011 Game-by-Game Defense Ravens									
Date/Opp.	TT	Solo	As	Sacks	INT	PD	FF	FR	
9/11 vs. Pit.	4	2	2	0-0	0-0	1	1	2	
9/18 @ Ten.	6	4	2	0-0	0-0	1	0	0	
9/25 @ STL	1	1	0	0-0	0-0	0	0	1	
10/2 vs. NYJ	2	2	0	1-3	0-0	0	1	0	
10/16 vs. Hou.	8	6	2	1-6	0-0	0	0	0	
10/24 @ Jax.	3	1	2	1-1	0-0	0	0	0	
10/30 vs. Ari.	4	4	0	0-0	0-0	0	0	0	
11/6 @ Pit.	2	1	1	0-0	0-0	0	0	0	
11/13 @ Sea.	11	3	8	0-0	0-0	0	0	0	
11/20 vs. Cin.	1	0	1	0-0	0-0	0	0	0	
11/24 vs. SF	4	4	0	2-11	0-0	0	0	0	
12/4 @ Cle.	2	1	1	0-0	0-0	2	0	0	
12/11 vs. Ind.	1	1	0	0-0	0-0	0	0	0	
12/18 @ SD	8	5	3	0-0	0-0	0	0	0	
12/24 vs. Cle.	4	2	2	0-0	0-0	0	0	0	
1/1/12 @ Cin.	4	0	4	0-0	0-0	1	0	0	
<b>Totals</b>	<b>65</b>	<b>37</b>	<b>28</b>	<b>5-21</b>	<b>0-0</b>	<b>5</b>	<b>2</b>	<b>3</b>	
Playoffs									
1/15/12 vs. Hou.	3	2	1	0-0	0-0	0	1	0	
1/22/12 @ NE	3	0	3	0-0	0-0	1	0	0	
<b>Totals</b>	<b>6</b>	<b>2</b>	<b>4</b>	<b>0-0</b>	<b>0-0</b>	<b>1</b>	<b>1</b>	<b>0</b>	

### CAREER HIGHLIGHTS:

- Scored his first-career TD on a 28-yard FR at STL (9/25/11)
- Anchor of a defense that did not allow a 100-yard rusher in 39 consecutive games (12/17/06 – 10/4/09)
- Dating back to 2006 when Ngata entered the NFL, the Ravens have allowed a league-low 41 rushing TDs and the NFL's fewest rushing first downs (420)

### CAREER HONORS:

- Three-time Pro Bowler (2009-11) and first alternate (2008)
- AFC Defensive Player of the Week (Week 9, 2010)
- Associated Press* first-team All-Pro (2010-11)
- Associated Press* second-team All-Pro (2008-09)
- Pro Football Writers/Pro Football Writers of America* All-NFL (2009-11)
- Pro Football Weekly* All-NFL (2010-11)
- PFW/PFWA* All-Rookie team (2006)
- Sports Illustrated* (Peter King) All-Pro Team (2010 and 2011)
- Sports Illustrated* (Peter King) Midseason All-Pro Team (2010-11)
- Sports Illustrated* Midseason Defensive Player of the Year (2010)
- Sporting News* All-Pro Team (2010-11)
- USA Today's* All-Joe Team (players who are critical to their team, but don't receive the Pro Bowl nod) in 2008

## 92 HALOTI NGATA

### REGULAR SEASON

Year	Team	GP	GS	TACKLES				INTERCEPTIONS				FUMBLES				
				TT	Solo	Asst	SK	Yards	No	Yds.	Lg	TDs	PD	FF	FR	Yds.
2006	Baltimore	16	16	51	28	23	1	3	1	60	60	0	3	0	0	0
2007	Baltimore	16	16	94	58	36	3	14	0	0	0	0	2	1	0	0
2008	Baltimore	16	16	77	43	34	1	8	2	8	7	0	5	0	0	0
2009	Baltimore	14	13	41	23	18	1.5	13	0	0	0	0	0	1	1	0
2010	Baltimore	16	15	65	48	17	5.5	43	0	0	0	0	5	0	1	0
2011	Baltimore	16	16	65	37	28	5	21	0	0	0	0	5	2	*3	28t
<b>Totals</b>		<b>94</b>	<b>92</b>	<b>393</b>	<b>237</b>	<b>156</b>	<b>17</b>	<b>102</b>	<b>3</b>	<b>68</b>	<b>60</b>	<b>0</b>	<b>20</b>	<b>4</b>	<b>5</b>	<b>28t</b>

\*LED TEAM

**Additional Statistics:** Returned a FR 28 yards for a TD (9/25/11 at STL)

### CAREER SINGLE-GAME HIGHS (REGULAR SEASON)

<b>Total Tackles:</b> 11 2 times (last: 11/13/11 at Sea.)	<b>Solo Tackles:</b> 8 (10/3/10 at Pit.)
<b>Sacks:</b> 2 2 times (last: 11/24/11 vs. SF)	<b>INTs:</b> 1 3 times (last: 11/9/08 at Hou.)
<b>Forced Fumbles:</b> 1 4 times (last: 10/2/11 vs. NYJ)	<b>Fumble Recoveries:</b> 2 (9/11/11 vs. Pit.)
<b>Passes Defensed:</b> 2 2 times (last: 12/4/11 at Cle.)	

### POSTSEASON

Year	Team	GP	GS	TACKLES				INTERCEPTIONS				FUMBLES				
				TT	Solo	Asst	SK	Yards	No	Yds.	Lg	TDs	PD	FF	FR	Yds.
2006	Baltimore	1	1	7	3	4	0	0	0	0	0	0	0	0	0	0
2008	Baltimore	3	3	12	10	2	1	8	0	0	0	0	0	0	0	0
2009	Baltimore	2	2	7	4	3	1	9	0	0	0	0	0	0	0	0
2010	Baltimore	2	2	4	3	1	0.5	2	0	0	0	0	1	0	0	0
2011	Baltimore	2	2	6	2	4	0	0	0	0	0	0	1	1	0	0
<b>Totals</b>		<b>10</b>	<b>10</b>	<b>36</b>	<b>22</b>	<b>14</b>	<b>2.5</b>	<b>19</b>	<b>0</b>	<b>0</b>	<b>0</b>	<b>0</b>	<b>2</b>	<b>1</b>	<b>0</b>	<b>0</b>

# RAVENS RANTS: HALOTI NGATA

## THE DOMINANT DT



One of the NFL's most disruptive forces, DT Haloti Ngata was named to his third Pro Bowl (as a starter) in 2011. Perhaps the NFL's most athletic DT, Ngata stops the run (393 career tackles), rushes the passer (17 career sacks) and even drops into coverage (3 career INTs). In 2011, he had 64 tackles, 5 sacks (-21 yards), 3 FRs (1 returned for TD) and 2 FFs.

Baltimore has a history of strong run defense, and with Ngata's help the past several seasons, has upheld its stout legacy on the ground.

### RAVENS RUSHING DEFENSE RANKINGS

(Past Six Seasons with Ngata)

Year	Yards Per Game Allowed		Avg. Per Play Allowed	
	Total	Rank	Total	Rank
2011	92.6	2nd	3.5	2nd
2010	93.9	5th	3.9	8th
2009	93.3	5th	3.4	1st
2008	81.4	3rd	3.6	5th
2007	79.3	2nd	2.8	1st
2006	75.9	2nd	3.3	2nd

## "NGATA" ON US

Dating back to 2006, when DT Haloti Ngata entered the NFL, the Ravens have allowed a league-low 41 rushing TDs (tied with Pit.) and the NFL's third-fewest rushing yards per game (86.1 ypg).

### RUSHING TOUCHDOWNS (Fewest Allowed Since 2006)

1. Baltimore ..... 41
- Pittsburgh ..... 41
3. Minnesota ..... 51

### RUSHING YARDS PER GAME (Fewest Allowed Since 2006)

1. Minnesota ..... 84.8
2. Pittsburgh ..... 85.1
3. Baltimore ..... 86.1

## NGATA SCORES

In Week 3 at St. Louis (9/25/11), DT Haloti Ngata scooped up a Sam Bradford fumble and returned it 28 yards for his first-career TD. Ngata's scamper is the third-longest FR-TD in Ravens history, shy of OLB Adalius Thomas' 57- and 35-yarders.

## DT WHO DOES IT ALL

In 2011, DT Haloti Ngata ranked fifth in the AFC among interior linemen with 5 sacks. Ngata also had 2 FFs, which tied three players for the most in the NFL by DTs in 2011. The massive DT also owned the NFL's second-most FRs (3, tied with 11 others).

### FORCED FUMBLES BY NFL DTs (2011 Season)

1. Haloti Ngata ..... 2
- Three other players ..... 2

### NFL FUMBLE RECOVERIES (2011 Season)

1. Jared Allen ..... 4
2. Haloti Ngata ..... 3
- 11 other players ..... 3

## NOTE THE NGATA QUOTE

**Colts C Jeff Saturday on ranking Ngata the NFL's best D-tackle:** "This is the guy that I wouldn't want to be facing if the game is on the line. I think Haloti could play free safety; he's got that kind of athletic ability. And when he lines up, he'll play off the ball somewhat and in a flex position. He will bring all 340 pounds to you. He's an absolute monster."

## RUN "D" STREAK

The Ravens have held opponents to under 4.0 yards per rush in each year of their existence (an amazing 16 straight seasons), ranking as the longest streak in NFL history.

### MOST CONSECUTIVE SEASONS ALLOWING LESS THAN 4 YARDS PER RUSH

Team	Seasons	Years
Baltimore Ravens	16	1996-2011
Buffalo Bills	15	1986-2000
Dallas Cowboys	15	1964-78

### Longest Active in Top 5:

• The Ravens own the NFL's longest active streak of ranking in the Top 5 in run defense (yards allowed per game), doing so for six-straight seasons. In 2011, Baltimore was No. 2, permitting just 92.6 rushing ypg.

## LIMITING THE 100s

Dating back to the 1999 season, the Ravens have allowed the second-fewest 100-yard rushers (27) in the NFL. (Pittsburgh ranks first with 24.) The top teams stack up as follows:

### 100-YARD RUSHERS ALLOWED (Since 1999)

Rk.	Team	100-Yard Rushers
1.	Pittsburgh Steelers	24
2.	Baltimore Ravens	27
3.	San Diego Chargers	38

### Rush "D" Quick Hits:

- Baltimore has allowed only nine 100-yard RBs in its last 83 games & 11 in the past 100 games (last was the Browns' Peyton Hillis, 112, on 12/24/11).
- From 12/17/06 to 10/4/09, the Ravens produced a 39-game streak without permitting a 100-yard rusher.

## FIRST-ROUND FINDS

Since moving to Baltimore in 1996, the Ravens, led by GM Ozzie Newsome, have had 16 drafts and selected 17 players in the first round (including 2011 choice CB Jimmy Smith). These picks have earned an amazing 51 combined Pro Bowls and several All-Rookie honors:

### RAVENS FIRST-ROUND DRAFT PICKS

Year	Name	Pick	Pro Bowls
1996	T Jonathan Ogden*	4	11
1996	LB Ray Lewis*++	26	13
1997	LB Peter Boulware*	4	4
1998	CB Duane Starks*	10	
1999	CB Chris McAlister*	10	3
2000	RB Jamal Lewis*	5	1
2000	WR Travis Taylor	10	
2001	TE Todd Heap*	31	2
2002	S Ed Reed*+	24	8
2003	OLB Terrell Suggs*+	10	5
2003	QB Kyle Boller	19	
2005	WR Mark Clayton*	22	
2006	DT Haloti Ngata*	12	3
2007	G Ben Grubbs*	29	1
2008	QB Joe Flacco^	18	
2009	T Michael Oher*	23	
2011	CB Jimmy Smith	27	

\* All-Rookie Team performer ^ Diet Pepsi Rookie of the Year (NFL.com Fan Vote)  
+ NFL Defensive Player of the Year Awards

# 74

## MICHAEL OHER

TACKLE | 6-4 | 315

COLLEGE: MISSISSIPPI HS: BRIARCREST CHRISTIAN (MEMPHIS, TN) BORN: 5/28/86, MEMPHIS, TN  
EXP. (NFL/RAVENS): 3/3 GP/GS (PLAYOFFS): 48/48 (6/6)

**2011 SEASON HIGHLIGHTS: (GP/GS: 16/16)** Helped pave the way for RB Ray Rice to score a franchise-record 15 total TDs (12 rushing and 3 receiving) and rush for a career-high 1,364 yards, part of 1,996 rushing yards by the Ravens in 2011...Rice led the league with 2,068 yards from scrimmage...Also helped protect QB Joe Flacco, allowing him to throw for 3,610 yards and 20 TDs

- Started at RT and helped RB Ray Rice rush for 191 yards and 2 TDs, including a career-long 70-yarder in the 24-16 victory in the **season finale at Cin. (1/1/12)**...The win wrapped up the AFC North Division Championship and the Ravens' first-ever undefeated divisional record
- Started at RT and helped the Ravens rush for 290 yards (third most in franchise history), including a career-high 204 yards by RB Ray Rice (fourth most in franchise history), in the 24-10 victory in **game 12 at Cle. (12/4)**...The Ravens racked up 448 total yards and 24 first downs against the Browns
- Started at RT and helped the Ravens gain 356 yards, including a 92-yard game-winning TD drive with 8 seconds remaining, in the 23-20 win in **game 8 at Pit. (11/6)**...The Ravens converted a franchise-record 14 of 21 third-down attempts (66.7%) against the Steelers
- Started at RT and helped Flacco establish career highs in completions (31) and attempts (51) for 336 yards in the 30-27 victory in **game 7 vs. Ari. (10/30)**...Also helped pave the way for RB Ray Rice to rush for a career-high 3 TDs
- Started at RT and helped the Ravens produce a franchise-record 553 total yards, including a career-high 389 passing yards and 3 TDs from Flacco, in the 37-7 victory in **game 3 at STL (9/25)**

**2011 POSTSEASON HIGHLIGHTS: (GP/GS: 2/2)** Started both playoff games at RT and helped protect QB Joe Flacco, allowing him to set postseason career highs with 482 yards (36-of-63 passing), 4 TDs and a 96.1 QB rating

- Started at RT and helped protect Flacco, allowing him time to complete 22 of 36 passes for a postseason franchise-record 306 yards, 2 TDs and 1 INT for a 95.4 QB rating in the **AFC Championship at NE (1/22/12)**...The Ravens produced a postseason franchise-record 398 yards against the Patriots
- Started at RT and helped protect Flacco, allowing him to throw for 176 yards, 2 TDs and no INTs in the 20-13 victory in the **Divisional Playoff vs. Hou. (1/15/12)**

### CAREER HIGHLIGHTS:

- Ravens were the NFL's ninth-best scoring team in 2009 (24.4 ppg), racking up a franchise-record 47 TDs with Oher starting all 16 games
- Helped the Ravens tie a franchise record for points (391 in 2003) and also set a record for most TDs scored (47) in 2009... Ravens added a team-record 22 rushing TDs
- Helped the Ravens post 5,619 total yards (second-highest total in franchise history), including three of the top single-game yardage totals (548 in game 13 vs. Det. - 12/13, 501 in game 1 vs. KC - 9/13 and 479 yards in game 3 vs. Cle. - 9/27)
- Protected QB Joe Flacco, allowing him to set career highs in attempts (499), completions (315), completion percentage (63.1), yards (3,613), TDs (21) and QB rating (88.9)
- The Ravens rushed for 2,200 yards, including 1,339 yards (third-highest total in franchise history) by RB Ray Rice, who finished second in the NFL in yards from scrimmage (2,041) and became just the second player in franchise history (Jamal Lewis - 2,271 in 2003) to gain 2,000 yards from scrimmage

### CAREER HONORS:

- *Pro Football Writers/Pro Football Writers of America All-Rookie Team* (2009)
- *Sports Illustrated Midseason All-Pro* (2009)
- *USA Today's All-Joe Team* (players who are critical to their team, but don't receive Pro Bowl nods) in 2009
- NFL Rookie of the Month honors (December, 2009)

# 88

## DENNIS PITTA

TIGHT END | 6-4 | 245

COLLEGE: BYU

EXP. (NFL/RAVENS): 2/2

HS: MOORPARK (CA)

GP/GS (PLAYOFFS): 27/2 (2/1)

BORN: 6/29/85, FRESNO, CA

**2011 SEASON HIGHLIGHTS:** Played in all 16 games and set career highs with 40 receptions for 405 yards and tied for third on the team with 3 TDs

- Led the team with a career-high-tying 6 receptions for a career-high 62 yards and a TD in the 24-16 victory in the **season finale at Cin. (1/1/12)**..The Ravens swept AFC North division and earned the team's first division title since 2006
- Netted 2 receptions, including his first-career TD, in the 16-6 victory in **game 11 vs. SF (11/24)**
- Produced career-highs with 6 receptions for 46 yards in the 30-27 victory in **game 7 vs. Ari. (10/30)**
- Started his first-career game and pulled in 2 receptions for 24 yards in **game 2 at Ten. (9/18)**

**2011 POSTSEASON HIGHLIGHTS:** Saw action in both playoff games (one start) and finished second on the team with 7 receptions for 70 yards and 1 TD

- Started his first-career postseason game and finished second on the team with 5 receptions for 41 yards and his first-career postseason TD in the **AFC Championship at NE (1/22/12)**
- Played in his first-career postseason game and pulled in 2 receptions for 29 yards in the 20-13 victory in the **Divisional Playoff vs. Hou. (1/15/12)**

### CAREER HIGHLIGHTS:

- Caught his first-career TD vs. SF (11/24/11)
- Had a career-high 62 yards receiving at Cin. (1/1/12)
- Posted a career-high 6 receptions vs. Ari. (10/30/11)
- Started his first-career game at Ten. (9/18/11)
- Pulled in his first-career reception at Cin. (9/19/10)

#### 2011 Game-by-Game Ravens

Date/Opp.	Receiving					Rushing				
	Rec.	Yds	Avg.	LG	TD	No.	Yds	Avg.	LG	TD
9/11 vs. Pit.	2	45	22.5	29	0	0	0	0.0	0	0
9/18 @ Ten.	2	24	12.0	16	0	0	0	0.0	0	0
9/25 @ STL	0	0	0.0	0	0	0	0	0.0	0	0
10/2 vs. NYJ	1	14	14.0	14	0	0	0	0.0	0	0
10/16 vs. Hou.	2	9	4.5	6	0	0	0	0.0	0	0
10/24 @ Jax.	3	13	4.3	15	0	0	0	0.0	0	0
10/30 vs. Ari.	6	46	7.6	12	0	0	0	0.0	0	0
11/6 @ Pit.	5	46	9.2	23	0	0	0	0.0	0	0
11/13 @ Sea.	4	49	12.3	17	0	0	0	0.0	0	0
11/20 vs. Cin.	0	0	0.0	0	0	0	0	0.0	0	0
11/24 vs. SF	2	19	9.5	11	1	0	0	0.0	0	0
12/4 @ Cle.	1	26	26.0	26	0	0	0	0.0	0	0
12/11 vs. Ind.	3	29	9.7	16	1	0	0	0.0	0	0
12/18 @ SD	3	25	8.3	11	0	0	0	0.0	0	0
12/24 vs. Cle.	0	0	0.0	0	0	0	0	0.0	0	0
1/1/12 @ Cin.	6	62	10.3	39	1	0	0	0.0	0	0
<b>Totals</b>	<b>40</b>	<b>405</b>	<b>10.1</b>	<b>39</b>	<b>3</b>	<b>0</b>	<b>0</b>	<b>0.0</b>	<b>0</b>	<b>0</b>
<b>Playoffs</b>										
1/15/12 vs. Hou.	2	29	14.5	16	0	0	0	0.0	0	0
1/22/12 @ NE	5	41	8.2	15	1	0	0	0.0	0	0
<b>Totals</b>	<b>7</b>	<b>70</b>	<b>10.0</b>	<b>16</b>	<b>1</b>	<b>0</b>	<b>0</b>	<b>0.0</b>	<b>0</b>	<b>0</b>

## 88 DENNIS PITTA

### REGULAR SEASON

#### RECEIVING

Year	Team	GP	GS	No.	Yds.	Avg.	LG	TD
2010	Baltimore	11	0	1	1	1.0	1	0
2011	Baltimore	16	2	40	405	10.1	39	3
<b>Totals</b>		<b>27</b>	<b>2</b>	<b>41</b>	<b>406</b>	<b>9.9</b>	<b>39</b>	<b>3</b>

SPECIAL TEAMS TACKLES (2): 2010 (1); 2011 (1)

### CAREER SINGLE-GAME HIGHS (REGULAR SEASON)

#### Receptions:

6 2 times (last: 1/1/12 at Cin.)

#### Long gain:

39 (1/1/12 at Cin.)

#### Yardage:

62 (1/1/12 at Cin.)

#### Touchdowns:

1 3 times (last: 1/1/12 at Cin.)

### POSTSEASON

#### RECEIVING

Year	Team	GP	GS	No.	Yds.	Avg.	LG	TD
2010	Baltimore	0	0	0	0	0.0	0	0
2011	Baltimore	2	1	7	70	10.0	16	1
<b>Totals</b>		<b>2</b>	<b>1</b>	<b>7</b>	<b>70</b>	<b>10.0</b>	<b>16</b>	<b>1</b>

# 31

# BERNARD POLLARD

**SAFETY | 6-1 | 228**

**COLLEGE: PURDUE**

**HS: SOUTH SIDE (FT. WAYNE, IN)**

**BORN: 12/23/84, FORT WAYNE, IN**

**EXP. (NFL/RAVENS): 6/1**

**GP/GS (PLAYOFFS): 92/72 (3/2)**

**2011 SEASON HIGHLIGHTS:** Saw action in all 16 games, including 13 starts, and finished fourth on the team with 75 tackles, 2 sacks, 1 INT, a career-high 13 PD, 3 FFs and 1 FR for the NFL's third-ranked defense (288.9 ypg)...Baltimore was also second against the run (92.6 ypg) and the league's top red zone defense

- Posted a solo tackle, 1 INT and a career-high-tying 3 PD for a defense that allowed just 167 total yards and held the Colts to 14% (2-of-14) on third down in the 24-10 victory in **game 13 vs. Ind. (12/11)**
- Posted 5 solo tackles, 1 PD and a career-high 2 FFs for a defense that held the Jaguars to 205 total yards and 13% (2-of-16) on third down in **game 6 at Jax. (10/24)**
- Started his first game as a Raven and responded with 3 tackles for a defense that forced 4 turnovers and tied an NFL record with 3 defensive TDs in **game 4 vs. NYJ (10/2)**
- Saw his first action as a Raven and recorded a solo tackle for a defense that forced a franchise-record 7 turnovers (4 FRs and 3 INTs) in the 35-7 victory in the **season opener vs. Pit. (9/11)**

**2011 POSTSEASON HIGHLIGHTS:** Finished second with 17 tackles (10 solo) and a PD for a team that forced 7 turnovers in two playoff games

- Tied for the team lead (Ray Lewis) with a postseason career-high 12 tackles (7 solo) and a PD, which led to a Ravens' INT, in the **AFC Championship at NE (1/22/12)**
- Started his first-career postseason game and recorded 5 tackles for a team that forced 4 turnovers (3 INTs and 1 FR) in the 20-13 victory in the **Divisional Playoff vs. Hou. (1/15/12)**

**2011 Game-by-Game Defense Ravens**

Date/Opp.	TT	Solo	As	Sacks	INT	PD	FF	FR
9/11 vs. Pit.	1	1	0	0-0	0-0	0	0	0
9/18 @ Ten.	1	1	0	0-0	0-0	0	0	0
9/25 @ STL	1	1	0	0-0	0-0	1	0	0
10/2 vs. NYJ	3	2	1	0-0	0-0	0	0	0
10/16 vs. Hou.	5	5	0	0-0	0-0	2	0	0
10/24 @ Jax.	5	5	0	0-0	0-0	1	2	0
10/30 vs. Ari.	5	4	1	1-0	0-0	0	0	0
11/6 @ Pit.	7	4	3	0-0	0-0	1	0	0
11/13 @ Sea.	8	3	5	0-0	0-0	0	1	0
11/20 vs. Cin.	9	7	2	1-4	0-0	1	0	0
11/24 vs. SF	8	6	2	0-0	0-0	0	0	0
12/4 @ Cle.	4	3	1	0-0	0-0	1	0	0
12/11 vs. Ind.	1	1	0	0-0	1-0	3	0	0
12/18 @ SD	4	3	1	0-0	0-0	1	0	0
12/24 vs. Cle.	8	5	3	0-0	0-0	0	0	0
1/1/12 @ Cin.	5	4	1	0-0	0-0	2	0	1
<b>Totals</b>	<b>75</b>	<b>55</b>	<b>20</b>	<b>2-14</b>	<b>1-0</b>	<b>13</b>	<b>3</b>	<b>1</b>
<b>Playoffs</b>								
1/15/12 vs. Hou.	5	3	2	0-0	0-0	0	0	0
1/22/12 @ NE	12	7	5	0-0	0-0	1	0	0
<b>Totals</b>	<b>17</b>	<b>10</b>	<b>7</b>	<b>0-0</b>	<b>0-0</b>	<b>1</b>	<b>0</b>	<b>0</b>

### CAREER HIGHLIGHTS:

- Led the Texans with a career-high 112 tackles in 2010...Also posted 2.5 sacks, 5 PD and 4 FFs
- Recorded a career-high 13 PD for the Ravens in 2011
- Netted a career-high 15 tackles vs. Dal. (9/26/10) while with the Texans

### CAREER HONORS:

- Pro Bowl Alternate (2011)
- Special Teams Player of the Week (Week 17, 2006)

## 31 BERNARD POLLARD

### REGULAR SEASON

Year	Team	GP	GS	TACKLES			INTERCEPTIONS				FUMBLES						
				TT	Solo	Asst	SK	Yards	No.	Yds.	Lg	TDs	PD	FF	FR	Yds	
2006	Kansas City	16	0	0	0	0	0	0	0	0	0	0	0	2	0	0	0
2007	Kansas City	16	15	91	78	13	1	5	2	23	21	0	7	1	0	0	0
2008	Kansas City	16	16	98	84	14	0	0	1	0	0	0	4	2	3	0	0
2009	Houston	13	13	102	83	19	1.5	9.5	4	121	70t	1	7	0	3	0	0
2010	Houston	15	15	*112	82	30	3.5	14	0	0	0	0	5	4	0	0	0
2011	Baltimore	16	13	75	55	20	2	14	1	0	0	0	13	3	1	0	0
<b>Totals</b>		<b>92</b>	<b>72</b>	<b>478</b>	<b>382</b>	<b>96</b>	<b>7</b>	<b>42.5</b>	<b>8</b>	<b>144</b>	<b>70t</b>	<b>1</b>	<b>38</b>	<b>10</b>	<b>7</b>	<b>0</b>	<b>0</b>

\*LED TEAM

**SPECIAL TEAMS TACKLES (16):** 2006 (15); 2007 (1)

### CAREER SINGLE-GAME HIGHS (REGULAR SEASON)

**Total Tackles:** 15 (9/26/10 vs. Dal.)  
**Sacks:** 1.5 (12/13/10 vs. Bal.)  
**Forced Fumbles:** 2 (10/24/11 at Jax.)  
**Passes Defensed:** 3 2 times (last: 12/11/11 vs. Ind.)

**Solo Tackles:** 11 (12/20/09 at STL)  
**INTs:** 2 (11/8/09 at Ind.)  
**Fumble Recoveries:** 2 (9/14/08 vs. Oak.)

**Additional Statistics:** Blocked a FGA (at Was. 9/19/10)

### POSTSEASON

Year	Team	GP	GS	TACKLES			INTERCEPTIONS				FUMBLES						
				TT	Solo	Asst	SK	Yards	No.	Yds.	Lg	TDs	PD	FF	FR	Yds	
2006	Kansas City	1	0	0	0	0	0	0	0	0	0	0	0	0	0	0	0
2011	Baltimore	2	2	17	10	7	0	0	0	0	0	0	1	0	0	0	0
<b>Totals</b>		<b>3</b>	<b>2</b>	<b>17</b>	<b>10</b>	<b>7</b>	<b>0</b>	<b>0</b>	<b>0</b>	<b>0</b>	<b>0</b>	<b>0</b>	<b>1</b>	<b>0</b>	<b>0</b>	<b>0</b>	<b>0</b>

# 93

# CORY REDDING

DEFENSIVE END | 6-4 | 298

COLLEGE: TEXAS

HS: NORTH SHORE (GALENA PARK, TX)

BORN: 11/15/80, HOUSTON, TX

EXP. (NFL/RAVENS): 9/2 GP/GS (PLAYOFFS): 131/101 (4/3)

**2011 SEASON HIGHLIGHTS:** Saw action in 15 games, including 11 starts (missed one game due to an ankle injury), and produced 43 tackles, 4.5 sacks, 2 PD and 1 FR for the NFL's third-ranked defense (288.9 ypg)...Baltimore was also second against the run (92.6 ypg) and the league's top red zone defense

- Started his 100th-career game and posted 5 tackles from scrimmage (3 solo) in **game 14 at SD (12/18)**
- Produced a career-high 2.5 sacks (among 5 total tackles), part of a franchise-record-tying 9 sacks, in the 16-6 victory in **game 11 vs. SF (11/24)**
- Recorded 2 solo tackles for a defense that forced 4 turnovers and tied an NFL record with 3 defensive TDs in the 34-17 victory in **game 4 vs. NYJ (10/2)**
- Posted 2 solo tackles, 1 PD and a sack (part of 5 produced by the Ravens' defense) in the 37-7 victory in **game 3 at STL (9/25)**
- Started and netted 3 tackles (2 solo) in **game 2 at Ten. (9/18)**
- Started and recorded a FR (which led to a FG) for a defense that forced a franchise-record 7 turnovers (4 FRs and 3 INTs) in the 35-7 victory in the **season opener vs. Pit. (9/11)**

**2011 POSTSEASON HIGHLIGHTS:** Totaled 5 tackles and 1 PD for a team that forced 7 turnovers in two playoff games

- Netted 3 solo tackles for a team that forced 4 turnovers (3 INTs and 1 FR) in the 20-13 victory in the **Divisional Playoff vs. Hou. (1/15/12)**

### CAREER HIGHLIGHTS:

- Recorded a career-high 2.5 sacks vs. SF (11/24/11)
- Recorded his first-career INT vs. NO (12/19/10)
- Posted a career-high 78 tackles (47 solo) in 2007 and a career high 8 sacks in 2006
- Started a string of 66 consecutive games from 2004-08
- Named a Lions' team captain in 2006 and 2007

### CAREER HONORS:

- *USA Today* All-Joe Team (2010)

#### 2011 Game-by-Game Defense Ravens

Date/Opp.	TT	Solo	As	Sacks	INT	PD	FF	FR
9/11 vs. Pit.	0	0	0	0-0	0-0	0	0	1
9/18 @ Ten.	3	2	1	0-0	0-0	0	0	0
9/25 @ STL	2	2	0	1-7	0-0	1	0	0
10/2 vs. NYJ	2	2	0	0-0	0-0	0	0	0
10/16 vs. Hou.	2	1	1	0-0	0-0	0	0	0
10/24 @ Jax.	3	2	1	0-0	0-0	0	0	0
10/30 vs. Ari.	0	0	0	0-0	0-0	1	0	0
11/6 @ Pit.	3	2	1	0-0	0-0	0	0	0
11/13 @ Sea.	3	1	2	0-0	0-0	0	0	0
11/20 vs. Cin.	4	2	2	0-0	0-0	0	0	0
11/24 vs. SF	5	4	1	2.5-11	0-0	0	0	0
12/4 @ Cle.	2	1	1	0-0	0-0	0	0	0
12/11 vs. Ind.	5	5	0	1-7	0-0	0	0	0
12/18 @ SD	5	3	2	0-0	0-0	0	0	0
12/24 vs. Cle.	INACTIVE - ANKLE							
1/1/12 @ Cin.	4	2	2	0-0	0-0	0	0	0
<b>Totals</b>	<b>43</b>	<b>29</b>	<b>14</b>	<b>4.5-25</b>	<b>0-0</b>	<b>2</b>	<b>0</b>	<b>1</b>
<b>Playoffs</b>								
1/15/12 vs. Hou.	3	3	0	0-0	0-0	0	0	0
1/22/12 @ NE	2	0	2	0-0	0-0	1	0	0
<b>Totals</b>	<b>5</b>	<b>3</b>	<b>2</b>	<b>0-0</b>	<b>0-0</b>	<b>1</b>	<b>0</b>	<b>0</b>

## 93 CORY REDDING

### REGULAR SEASON

Year	Team	GP	GS	TACKLES			SK	Yards	INTERCEPTIONS				FUMBLES			
				TT	Solo	Asst			No.	Yds.	Lg	TDs	PD	FF	FR	Yds.
2003	Detroit	9	0	9	8	1	0	0	0	0	0	0	1	0	0	0
2004	Detroit	16	16	41	37	4	3	20	0	0	0	0	0	1	2	20
2005	Detroit	16	16	42	29	13	1	4	0	0	0	0	0	1	1	0
2006	Detroit	16	16	70	40	30	8	43.5	0	0	0	0	1	2	1	2
2007	Detroit	16	16	78	47	31	1	5	0	0	0	0	1	0	2	7
2008	Detroit	13	12	66	42	24	3	19.5	0	0	0	0	0	0	0	0
2009	Seattle	15	3	20	18	2	2	10	0	0	0	0	0	0	2	29
2010	Baltimore	15	11	38	29	9	3	21	1	0	0	0	4	0	0	0
2011	Baltimore	15	11	43	29	14	4.5	25	0	0	0	0	2	0	1	0
<b>Totals</b>		<b>131</b>	<b>101</b>	<b>407</b>	<b>279</b>	<b>128</b>	<b>25.5</b>	<b>148</b>	<b>1</b>	<b>0</b>	<b>0</b>	<b>0</b>	<b>9</b>	<b>4</b>	<b>9</b>	<b>58</b>

### CAREER SINGLE-GAME HIGHS (REGULAR SEASON)

<b>Total Tackles:</b> 10 2 times (last: 11/18/07 vs. NYG)	<b>Solo Tackles:</b> 8 2 times (last: 11/18/07 vs. NYG)
<b>Sacks:</b> 2.5 (11/24/11 vs. SF)	<b>INTs:</b> 1 (12/19/10 vs. NO)
<b>Forced Fumbles:</b> 1 4 times (last: 12/31/06 at Dal.)	<b>Fumble Recoveries:</b> 1 9 times (last: 9/11/11 vs. Pit.)
<b>Passes Defensed:</b> 2 (12/19/10 vs. NO)	

### POSTSEASON

Year	Team	GP	GS	TACKLES			SK	Yards	INTERCEPTIONS				FUMBLES			
				TT	Solo	Asst			No.	Yds.	Lg	TDs	PD	FF	FR	Yds.
2010	Baltimore	2	2	2	0	2	0.5	4.5	0	0	0	0	0	0	1	*13
2011	Baltimore	2	1	5	3	2	0	0	0	0	0	0	1	0	0	0
<b>Totals</b>		<b>4</b>	<b>3</b>	<b>7</b>	<b>3</b>	<b>4</b>	<b>0.5</b>	<b>4.5</b>	<b>0</b>	<b>0</b>	<b>0</b>	<b>0</b>	<b>1</b>	<b>0</b>	<b>1</b>	<b>13</b>

\*Denotes FR returned for a TD (Divisional Game at Pit. 1/15/11)

# 20

# ED REED

**SAFETY | 5-11 | 200**

**COLLEGE: MIAMI**

**EXP. (NFL/RAVENS): 10/10**

**HS: DESTREHAN (ST. ROSE, LA)**

**GP/GS (PLAYOFFS): 144/143 (11/11)**

**BORN: 9/11/78, ST. ROSE, LA**

**2011 SEASON HIGHLIGHTS:** Earned his eighth Pro Bowl nod after starting all 16 games, producing 52 tackles, 1 sack, 3 INTs, 8 PD and 1 FF for the NFL's third-ranked defense (288.9 ypg)... Baltimore was also second against the run (92.6 ypg) and the league's top red zone defense

- Produced 5 solo tackles, 2 PD and an INT in the end zone at the end of the first half for a defense that forced 3 turnovers in the 31-24 victory in **game 10 vs. Cin. (11/20)**
- Netted 4 tackles (3 solo) and a PD for a defense that held the Texans to 4.4 yards per play in the 29-14 victory in **game 5 vs. Hou. (10/16)**
- Posted 1 tackle, a sack and a FF, which was recovered by LB Jameel McClain and returned 6 yards for a TD (part on an NFL-record-tying 3 defensive TDs) in the 34-17 victory in **game 4 vs. NYJ (10/2)**
- Produced 2 solo tackles for a defense that totaled 5 sacks and held the Rams to 244 total yards in the 37-7 victory in **game 3 at STL (9/25)**
- Posted 6 solo tackles, 4 PD and 2 INTs (his 12th-career multi-INT game) for a defense that forced a franchise-record 7 turnovers (4 FRs and 3 INTs) in the 35-7 victory in the **season opener vs. Pit. (9/11)**

**2011 POSTSEASON HIGHLIGHTS:** Totaled 10 tackles, a team-leading 6 PD and 1 INT for a team that forced 7 turnovers in two playoff games...Reed's 8 career postseason INTs lead all active players

- Finished second on the team with 6 tackles (all solo), 1 INT and a postseason-career-high 4 PD for a team that forced 4 turnovers (3 INTs and 1 FR) in the 20-13 victory in the **Divisional Playoff vs. Hou. (1/15/12)**

#### CAREER HIGHLIGHTS:

- Ravens franchise leader with 57 career INTs - the most in the NFL since he entered the league in 2002...His 1,463 INT return yards are also tops during that span
- Reed's 1,463 INT return yards rank second in NFL history (Rod Woodson, 1,483)
- Posted an NFL-record 107-yard return TD (vs. Phi. 11/23/08), breaking the previous long of 106, which he set vs. Cle. (11/7/04)
- Reed's career INT return yard average of 25.7 yards ranks first in NFL history (among players with at least 30 INTs)
- Has scored 13 TDs in his career (including playoffs) and is the only player in NFL history to score return TDs off a punt return, blocked punt, INT and fumble recovery
- Recorded a career-high 92 tackles (77 solo), 1 sack, 7 INTs (one of which he returned for a TD), a career-high 19 PD and 1 FF in 2003
- Has blocked 4 punts in his career, returning 3 for TDs (tied for an NFL record)

#### CAREER HONORS:

- Eight-time Pro Bowler (2003-04 and 2006-11)
- *Associated Press* NFL Defensive Player of the Year (2004)
- *The Sporting News* All-Decade Team (2000s)
- *USA Today* All-Decade Team (2000s)
- *Associated Press* first-team All-Pro (2004, 2006-08, 2010)
- *Associated Press* second-team All-Pro (2003, 2009 and 2011)
- *College & Pro Football Weekly* first-team All-Pro (2004)
- *Football Digest* Defensive Player of the Year (2004)
- *Football Digest* first-team All-Pro (2004)
- *Football Digest* second-team All-Pro (2003)
- *Sports Illustrated* All-Pro (2003-04)
- *Pro Football Weekly* All-AFC (2003-04)
- *Pro Football Weekly* All-Rookie team (2002)
- *The Sporting News* All-Pro (2003-04, 2006, 2007, 2008, 2010)
- NFL Defensive Player of the Month (Dec. 2008, Dec. 2010)
- AFC Defensive Player of the Month (Nov., 2004; Dec. 2010)
- AFC Defensive Player of the Week (Week 16, 2010; Week 14, 2008; Week 12, 2008; Week 9, 2004)
- AFC Special Teams Player of the Month (November, 2004)
- AFC Special Teams Player of the Week (Week 6, 2003)
- *Pro Football Weekly* Midseason All-Pro (2006, 2011)
- *Pro Football Weekly* Defensive MVP (2004)
- *Pro Football Weekly/Pro Football Writers Association* All-NFL (2004, 2006, 2008, 2010)
- *PFW/PFWA* All-AFC (2008)
- *The Dallas Morning News* (Rick Gosselin) All-NFL special teams coverage player (2003)

# RAVENS 20 ED REED

**2011**  
**Game-by-Game Defense**  
**Ravens**

Date/Opp.	TT	Solo	As	Sacks	INT	PD	FF	FR
9/11 vs. Pit.	6	6	0	0-0	2-25	4	0	0
9/18 @ Ten.	8	5	3	0-0	0-0	0	0	0
9/25 @ STL	2	2	0	0-0	0-0	0	0	0
10/2 vs. NYJ	1	1	0	1-4	0-0	0	1	0
10/16 vs. Hou.	4	3	1	0-0	0-0	1	0	0
10/24 @ Jax.	2	2	0	0-0	0-0	0	0	0
10/30 vs. Ari.	4	4	0	0-0	0-0	0	0	0
11/6 @ Pit.	4	4	0	0-0	0-0	0	0	0
11/13 @ Sea.	2	2	0	0-0	0-0	0	0	0
11/20 vs. Cin.	5	5	0	0-0	1-0	2	0	0
11/24 vs. SF	1	0	1	0-0	0-0	1	0	0
12/4 @ Cle.	1	1	0	0-0	0-0	0	0	0
12/11 vs. Ind.	3	3	0	0-0	0-0	0	0	0
12/18 @ SD	3	2	1	0-0	0-0	0	0	0
12/24 vs. Cle.	2	2	0	0-0	0-0	0	0	0
1/1/12 @ Cin.	4	2	2	0-0	0-0	0	0	0
<b>Totals</b>	<b>52</b>	<b>44</b>	<b>8</b>	<b>1-4</b>	<b>3-25</b>	<b>8</b>	<b>1</b>	<b>0</b>

**Playoffs**

1/15/12 vs. Hou.	6	6	0	0-0	1-0	4	0	0
1/22/12 @ NE	4	3	1	0-0	0-0	2	0	0
<b>Totals</b>	<b>10</b>	<b>9</b>	<b>1</b>	<b>0-0</b>	<b>1-0</b>	<b>6</b>	<b>0</b>	<b>0</b>

**2011**  
**Game-by-Game**  
**Ravens**  
**Punt Returns**

Date/Opp.	No.	FC	Yards	Avg.	LG	TD
9/11 vs. Pit.	0	0	0	0.0	0	0
9/18 @ Ten.	0	0	0	0.0	0	0
9/25 @ STL	0	0	0	0.0	0	0
10/2 vs. NYJ	1	3	16	16.0	16	0
10/16 vs. Hou.	1	1	13	13.0	13	0
10/24 @ Jax.	0	1	0	0.0	0	0
10/30 vs. Ari.	0	0	0	0.0	0	0
11/6 @ Pit.	0	0	0	0.0	0	0
11/13 @ Sea.	0	0	0	0.0	0	0
11/20 vs. Cin.	0	0	0	0.0	0	0
11/24 vs. SF	0	0	0	0.0	0	0
12/4 @ Cle.	0	0	0	0.0	0	0
12/11 vs. Ind.	1	0	0	0.0	0	0
12/18 @ SD	0	0	0	0.0	0	0
12/24 vs. Cle.	0	0	0	0.0	0	0
1/1/12 @ Cin.	0	0	0	0.0	0	0
<b>Totals</b>	<b>3</b>	<b>5</b>	<b>29</b>	<b>9.6</b>	<b>16</b>	<b>0</b>

**Playoffs**

1/15/12 vs. Hou.	0	0	0	0.0	0	0
1/22/12 @ NE	0	0	0	0.0	0	0
<b>Totals</b>	<b>0</b>	<b>0</b>	<b>0</b>	<b>0.0</b>	<b>0</b>	<b>0</b>

## 20 ED REED

### REGULAR SEASON

Year	Team	TACKLES						INTERCEPTIONS				FUMBLES				
		GP	GS	TT	Solo	Asst	SK	Yards	No.	Yds.	Lg	TDs	PD	FF	FR	Yds
2002	Baltimore	16	16	86	69	17	1	3	5	167	59	0	13	1	0	0
2003	Baltimore	16	15	92	77	15	1	12	*7	132	54t	1	*19	1	0	0
2004	Baltimore	16	16	89	80	9	2	28	*9	**358	106t	1	*17	3	2	44
2005	Baltimore	10	10	40	36	4	0	0	1	23	23	0	12	0	0	0
2006	Baltimore	16	16	66	61	5	0	0	5	70	37	1	16	1	1	32
2007	Baltimore	16	16	45	36	9	0	0	*7	130	32	0	13	0	1	6
2008	Baltimore	16	16	40	32	8	1	9	**9	*264	^107t	2	15	1	2	27
2009	Baltimore	12	12	54	50	4	0	0	3	111	52t	1	6	3	1	13
2010	Baltimore	10	10	39	29	10	0	0	**8	**183	44	0	*16	1	0	0
2011	Baltimore	16	16	52	44	8	1	4	3	25	16	0	8	1	0	0
<b>Totals</b>		<b>144</b>	<b>143</b>	<b>603</b>	<b>514</b>	<b>89</b>	<b>6</b>	<b>56</b>	<b>57</b>	<b>1,463</b>	<b>107t</b>	<b>6</b>	<b>135</b>	<b>12</b>	<b>7</b>	<b>122</b>

\*LED TEAM; \*\*LED NFL  
^NFL RECORD

**SPECIAL TEAMS TACKLES (8): 2002 (8)**

### CAREER SINGLE-GAME HIGHS (REGULAR SEASON)

**Total Tackles:** 14 (9/7/03 at Pit.)  
**Solo Tackles:** 10 2 times (last: 11/16/03 at Mia.)  
**Sacks:** 1 6 times (last: 10/2/11 vs. NYJ)  
**INTs:** 2 12 times (last: 9/11/11 vs. Pit.)  
**Forced Fumbles:** 1 12 times (last: 10/2/11 vs. NYJ)  
**Fumble Recoveries:** 1 7 times (last: 11/8/09 at Cin.)  
**Passes Defensed:** 5 (11/28/10 vs. TB)

**Additional Statistics:** Returned 29 punts for 204 yards, including 1 return for a 63-yard TD (9/10/07 at Cin.)...Returned a fumble recovery (which he forced) 22 yards for a TD (10/10/04 at Was.)...Posted a safety on 10/1/06 vs. SD...Returned a fumble recovery (which he forced) 22 yards for a TD (12/7/08 vs. Was.)

**Punt Blocks:** Blocked 4 punts in his career, returning 3 for TDs (tied for NFL record): 9/30/02 vs. Den., first punt block in franchise history; 11/24/02 vs. Ten., returned 11 yards for a TD; 10/12/03 at Ari., returned 22 yards for a TD; 11/23/03 vs. Sea., returned 16 yards for a TD.

### POSTSEASON

Year	Team	TACKLES						INTERCEPTIONS				FUMBLES				
		GP	GS	TT	Solo	Asst	SK	Yards	No.	Yds.	Lg	TDs	PD	FF	FR	Yds
2003	Baltimore	1	1	3	3	0	0	0	1	23	23	0	2	0	0	0
2006	Baltimore	1	1	2	2	0	0	0	2	0	0	0	3	0	0	0
2008	Baltimore	3	3	7	6	1	0	0	2	76	64t	1	3	0	0	0
2009	Baltimore	2	2	6	3	3	0	0	2	63	38	0	3	0	0	0
2010	Baltimore	2	2	7	6	1	0	0	0	0	0	0	0	0	1	0
2011	Baltimore	2	2	10	9	1	0	0	1	0	0	0	6	0	0	0
<b>Totals</b>		<b>11</b>	<b>11</b>	<b>35</b>	<b>29</b>	<b>6</b>	<b>0</b>	<b>0</b>	<b>8</b>	<b>162</b>	<b>64t</b>	<b>1</b>	<b>17</b>	<b>0</b>	<b>1</b>	<b>0</b>



# RAVENS RANTS: ED REED

## A DANGEROUS REED



In 2011, eight-time Pro Bowl S Ed Reed tallied 3 INTs to up his career total to 57 – the most in Ravens history and the NFL since he entered the league in 2002. Among active players, Reed's career INTs also rank first, as do his 1,463 INT return yards (which also rank second in NFL history).

### NFL CAREER INTERCEPTION LEADERS (Active Players)

Rk.	Player (Team)	G	INT	Yds	Avg.	Lg	TD
1.	Ed Reed (Bal.)	144	57	1,463	25.7	107t	6
2.	Charles Woodson (GB)	199	54	896	16.6	62t	11
3.	Champ Bailey (Den.)	194	50	446	8.9	70t	4
4.	Asante Samuel (Phi.)	131	45	617	13.7	55t	5
5.	Ronde Barber (TB)	225	43	763	17.7	66t	7

### Reed Quick Hits: Of his 57 INTs...

- 34 have come in the second half (most in the NFL since '02) and 22 in the fourth quarter (most in the NFL since '02).
- When Reed records an INT, the Ravens own a 35-10 record. When he makes 2 INTs in a game, Baltimore is 12-0 (13-0 including playoffs).
- 21 have come in the combined months of December/January, the NFL's most in those months since Reed entered the league.
- Reed's 8-career playoff INTs rank as the most among active players. He had 1 theft in the 2011 Divisional win over Houston (1/15/22).

## TOP PLAYMAKER

S Ed Reed's 57 career INTs rank first among all NFL players since he entered the league in 2002, as do his 1,463 INT return yards. Additionally, his 25.7-yard return average ranks first in NFL history (among players with at least 30 INTs).

### NFL INTERCEPTIONS (Since 2002)

Rk.	Name	INTs	Yards
1.	Ed Reed	57	1,463
2.	Asante Samuel	45	617
3.	Charles Woodson	43	663

### INT RETURN AVERAGE (NFL History)

Rk.	Name	Avg.	INTs	Yards
1.	Ed Reed	25.7	57	1,463
2.	Deion Sanders	25.1	53	1,331
3.	Glen Edwards	24.6	39	961

## HISTORY IN REACH

S Ed Reed, who registered 2 INTs in Week 1's 2011 debut – and has 57 picks in his career – is just 20 INT return yards shy of setting the all-time NFL record. In just 144 games, Reed has posted a remarkable 1,463 yards, second only to Hall of Famer Rod Woodson (1,483 yards on 71 INTs).

### CAREER INTERCEPTION YARDS LEADERS (NFL History)

Rk.	Player	G	INT	Yds	Avg.	Lg	TD
1.	Rod Woodson	238	71	1,483	20.9	98t	12
2.	Ed Reed	144	57	1,463	25.7	107t	6
3.	Darren Sharper	205	63	1,412	22.4	99t	11
4.	Deion Sanders	188	53	1,331	25.1	93t	9
5.	Emlen Tunnell	167	79	1,282	16.2	55t	4

TWENTY  ELEVEN

## REED'S TDs

S Ed Reed has scored 13 TDs in his career (including playoffs). Amazingly, Reed is the only player in NFL history to score return TDs off a punt return, blocked punt, INT and fumble recovery.

### ED REED'S CAREER TOUCHDOWNS

Date/Game	Result	Touchdown
10/11/09 vs. Cin.	L	52-yard INT return
1/4/09 at Mia. (WC)	W	64-yard INT return
12/7/08 vs. Was.	W	22-yard FR return
11/23/08 vs. Phi.	W	107-yard INT return*
9/21/08 vs. Cle.	W	32-yard INT return
9/10/07 at Cin.	L	63-yard punt return
11/5/06 vs. Cin.	W	25-yard INT return
11/7/04 vs. Cle.	W	106-yard INT return
10/10/04 at Was.	W	22-yard FR return
11/23/03 vs. Sea.	W	16-yard punt block return
10/12/03 at Ari.	W	22-yard punt block return
9/14/03 vs. Cle.	W	54-yard INT return
11/24/02 vs. Ten.	W	11-yard punt block return

\* NFL Record *Italics indicates postseason*

## SCORING THEFTS

S Ed Reed has posted 8 regular season defensive touchdowns during his career. Reed's 8 "D-TDs" are the most in Ravens franchise history, while his 6 INT-TDs also rank first.

### RAVENS ALL-TIME DEFENSIVE TOUCHDOWNS (Career leaders)

Rk.	Player	INTs	FRs	Total
1.	Ed Reed	6	2	8
2.	Chris McAlister	5	1	6
3.	Rod Woodson	5	0	5
	Adalius Thomas	2	3	5

## DUAL-INT GAMES

S Ed Reed registered the 12th dual-INT game (13th including playoffs) of his career in Week 1 vs. Pittsburgh. Reed owns the most such games among players who began their careers in the Super Bowl Era (since 1966).

### MOST GAMES WITH 2+ INTERCEPTIONS (Players Who Began Career in Super Bowl Era)

Player	2+ INT Games
Ed Reed	12
Ronnie Lott	11
Lem Barney	9
Dave Brown	9
Everson Walls	9

## GOING THE DISTANCE

### LONGEST INTERCEPTION RETURNS (NFL History)

Rk.	Player	Yards	Date/Game
1.	Ed Reed	107t	11/23/08 vs. Phi.
2.	Ed Reed	106t	11/7/04 vs. Cle.
3.	Vencie Glenn	103t	11/29/87 vs. Den.
	Louis Oliver	103t	10/4/92 at Buf.

# 76

## JAH REID

TACKLE | 6-7 | 335

COLLEGE: CENTRAL FLORIDA

EXP. (NFL/RAVENS): ROOKIE

HS: HAINES CITY (FL)

GP/GS (PLAYOFFS): 16/0 (2/0)

BORN: 7/21/88, HAINES CITY, FL

**2011 SEASON HIGHLIGHTS: (GP/GS: 16/0)** Saw action in all 16 games (both on special teams and as an extra TE in a jumbo package) and helped pave the way for RB Ray Rice to score a franchise-record 15 total TDs (12 rushing and 3 receiving) and rush for a career-high 1,364 yards, part of 1,996 yards by the Ravens in 2011...Rice led the NFL with 2,068 yards from scrimmage...Also helped protect QB Joe Flacco, allowing him to throw for 3,610 yards and 20 TDs

- Saw action on special teams and from scrimmage as an extra TE in a jumbo package in **games 7-16**
- Played on special teams in **games 4-6**
- Saw action from scrimmage and on special teams in the 37-7 victory in **game 3 at STL (9/25)**
- Played on special teams in **game 2 at Ten. (9/18)**
- Saw action in his first-career NFL game on special teams in the 35-7 victory in the **season opener vs. Pit. (9/11)**

**2011 POSTSEASON HIGHLIGHTS: (GP/GS: 2/0)** Played in both playoff games both from scrimmage and on special teams

- Saw extended action at RT when Michael Oher missed time with an ankle injury in the **AFC Championship at NE (1/22/12)**
- Saw action in his first-career postseason game on special teams and from scrimmage as an extra TE in a jumbo package in the 20-13 victory in the **Divisional Playoff vs. Hou. (1/15/12)**

### COLLEGE HIGHLIGHTS:

- Saw action in 53 games, including starting his final 33 at RT

### COLLEGE HONORS:

- Two-time first-team All-Conference USA (2009-10)
- All-Conference USA Freshman Team (2007)

# 27

## RAY RICE

**RUNNING BACK | 5-8 | 212**

**COLLEGE: RUTGERS**

**EXP. (NFL/RAVENS): 4/4**

**HS: NEW ROCHELLE (NY)**

**GP/GS (PLAYOFFS): 61/49 (8/6)**

**BORN: 1/22/87, NEW ROCHELLE, NY**

**2011 SEASON HIGHLIGHTS:** Earned his second Pro Bowl nod after leading the NFL in yards from scrimmage with a career-high 2,068 yards...Produced a franchise-record 15 TDs (12 rushing and 3 receiving) as well as a career-high 1,364 rushing yards and led the team with 76 receptions for a career-high 704 yards...Became the second player in NFL history (Pro Football Hall of Famer Marshall Faulk - four times from 1998-2001) to register at least 1,200 rushing yards and 700 receiving yards in multiple seasons (Rice finished the 2009 season with 1,339 rushing yards and 702 receiving yards)

- Earned AFC Offensive Player of the Week honors after producing 199 total yards, carrying the ball 24 times for 191 yards and 2 TDs, including a career-long 70-yarder on the fourth play from scrimmage in the 24-16 victory in the **season finale at Cin. (1/1/12)**...Recorded two TD runs of 50-plus yards (70 and 51) and helped the Ravens sweep the division with an 8-0 record to earn their first division title since 2006
- Totaled 149 yards, rushing 26 times for 103 yards (eclipsing the 100-yard rushing mark in back-to-back games for the first time in his career) in the 24-10 victory in **game 13 vs. Ind. (12/11)**... Also led the team with 6 receptions for 46 yards
- Earned AFC Offensive Player of the Week and FedEx Ground Player of the Week honors after producing a career-high 204 yards rushing (fourth most in franchise history), as part of a 290-yard rushing day for the Ravens (third most in franchise history) in the 24-10 victory in **game 12 at Cle. (12/4)**...Rice also logged a career-long 67-yard jaunt and a TD against the Browns
- Totaled 147 yards, including his 11th-career 100-yard rushing game - finished with 104 yards and 2 TDs rushing - and pulled in 5 receptions for 43 yards in the 31-24 victory in **game 10 vs. Cin. (11/20)**...Set a career high with his 8th rushing TD and 10th-overall score of the season
- Finished second on the team with 8 receptions for 54 yards and threw his first-career TD pass (a 1-yard toss to TE Ed Dickson) in **game 9 at Sea. (11/13)**...Rice threw the 2nd-ever Ravens TD pass by a non-QB. The last was on 11/30/08 when WR Mark Clayton hit Derrick Mason for a 32-yarder at Cin.
- Produced a career-high 3 rushing TDs (18 carries for 63 yards) and tied for the team lead (Anquan Boldin) with 7 receptions for 36 yards in the 30-27 victory in **game 7 vs. Ari. (10/30)**...Rice's 3 second-half TDs sparked the Ravens' 21-point comeback, the largest in franchise history
- Produced his 25th-career game with at least 100 combined yards from scrimmage (164 total - 83 receiving and 81 rushing) for an offense that posted a Ravens' franchise-record 553 total yards in the 37-7 victory in **game 3 at STL (9/25)**

**2011 POSTSEASON HIGHLIGHTS:** Produced 158 combined yards (127 rushing and 31 receiving) in two playoff games...Rice became the Ravens' all-time postseason yards from scrimmage leader (652 yards) and is the franchise's postseason rushing leader (444 yards) in eight playoff games

- Totaled 80 yards (60 rushing and 20 receiving) in the 20-13 victory in the **Divisional Playoff vs. Hou. (1/15/12)**

### CAREER HIGHLIGHTS:

- Ranks second in Ravens franchise history with 4,377 rushing yards (Jamal Lewis - 7,801)
- With his 1,364 rushing yards and 704 receiving yards in 2011, Rice joined Pro Football Hall of Famer Marshall Faulk (four times) as the only players in league history to register at least 1,200 rushing yards and 700 receiving yards in multiple seasons (Rice finished the 2009 season with 1,339 rushing yards and 702 receiving yards)
- Led the NFL in yards from scrimmage with 2,068 (1,364 rushing and 704 receiving) in 2011...Rice was the only player to produce 2,000 yards from scrimmage in 2011...His 2,068 yards from scrimmage are second all time in Ravens history (Jamal Lewis, 2,271 in 2003)
- Produced a franchise-record 15 touchdowns (12 rushing and 3 receiving) in 2011
- Rushed for a career-high 204 yards (fourth most in Ravens history) vs. Cle. (12/4/11)
- Was one of two NFL players in 2009 (Tennessee's Chris Johnson) to tally 2,000 yards from scrimmage (2,041), ranking second in the NFL with an average of 127.6 net yards per game
- Led the team with 78 receptions (for 702 yards and a TD) and also led all NFL RBs in receptions and receiving yards in 2009, setting the Ravens' RB single-season records in those categories
- Rice's 204 yards from scrimmage in the first half vs. Detroit in Week 14 of 2009 rank as the fourth most in an opening half in the NFL since 1991...Rice's 12.8 yards per carry against Detroit rank as the highest mark in team history (min. 10 attempts)
- Produced a career-high 233 yards from scrimmage, rushing a career-high 31 times for 153 yards and pulled in a team-high 5 receptions for 80 yards and a TD in the 30-24 victory vs. NO (12/19/10)
- Ran for a Ravens' postseason-franchise-record 159 yards and postseason-franchise-record-tying 2 TDs on 22 carries (7.2 avg.), including a career-long and franchise-postseason-record 83-yard TD rush (second longest in NFL postseason history) in the 33-14 victory in the Wild Card Game at NE (1/10/10)
- Became the second non-QB (WR Mark Clayton) in Ravens history to throw a TD pass, with his 1-yard toss to TE Ed Dickson at Sea. (11/13/11)

### CAREER HONORS:

- Two-time Pro Bowler (2009 and 2011)
- *Associated Press* Second-team All-Pro (2009 and 2011)
- AFC Offensive Player of the Week (Week 17, 2011 & Week 13, 2011)
- FedEx Ground Player of the Week (Week 17 & Week 13, 2011)
- AFC Offensive Player of the Week (Week 15, 2010)
- FedEx Ground Player of the Week (Week 15, 2010)
- FedEx Ground Player of the Week (Week 14, 2009)
- GMC "Never Say Never Moment" (Week 8, 2011)

# 27 RAY RICE

## 2011 Game-by-Game Ravens

Date/Opp.	Rushing					Receiving				
	No.	Yds	Avg.	LG	TD	Rec.	Yds	Avg.	LG	TD
9/11 vs. Pit.	19	107	5.6	36	1	4	42	10.5	25	1
9/18 @ Ten.	13	43	3.3	11	0	5	53	10.6	31	1
9/25 @ STL	9	81	9.0	53	0	5	83	16.6	22	0
10/2 vs. NYJ	25	66	2.6	10	1	2	64	32.0	52	0
10/16 vs. Hou.	23	101	4.4	27	0	5	60	12.0	18	0
10/24 @ Jax.	8	28	3.5	12	0	5	35	7.0	11	0
10/30 vs. Ari.	18	63	3.5	12	3	7	36	5.1	9	0
11/6 @ Pit.	18	43	2.4	10	1	5	43	8.6	14	0
11/13 @ Sea.	5	27	5.4	11	0	8	54	6.8	13	0
11/20 vs. Cin.	20	104	5.2	59	2	5	43	8.6	17	0
11/24 vs. SF	21	59	2.8	10	0	3	24	8.0	17	0
12/4 @ Cle.	29	204	7.0	67	1	2	10	5.0	8	0
12/11 vs. Ind.	26	103	4.0	19	1	6	46	7.7	18	0
12/18 @ SD	10	57	5.7	22	0	9	55	6.1	24	0
12/24 vs. Cle.	23	87	3.8	11	0	3	48	16.0	42	1
1/1/12 @ Cin.	24	191	8.0	70	2	2	8	4.0	5	0
<b>Totals</b>	<b>291</b>	<b>1,364</b>	<b>4.7</b>	<b>70</b>	<b>12</b>	<b>76</b>	<b>704</b>	<b>9.3</b>	<b>52</b>	<b>3</b>
<b>Playoffs</b>										
1/15/12 vs. Hou.	21	60	2.9	9	0	4	20	5.0	20	0
1/22/12 @ NE	21	67	3.2	12	0	1	11	11.0	11	0
<b>Totals</b>	<b>42</b>	<b>127</b>	<b>3.0</b>	<b>12</b>	<b>0</b>	<b>5</b>	<b>31</b>	<b>6.2</b>	<b>20</b>	<b>0</b>

## 27 RAY RICE

### REGULAR SEASON

Year	Teams	GP	GS	RUSHING					RECEIVING				
				No.	Yds.	Avg.	LG	TD	No.	Yds.	Avg.	LG	TD
2008	Baltimore	13	4	107	454	4.2	60	0	33	273	8.3	40	0
2009	Baltimore	16	15	*254	*1,339	5.3	59	7	*78	702	9.0	63	1
2010	Baltimore	16	14	*307	*1,220	4.0	50	*5	63	556	8.8	34	1
2011	Baltimore	16	16	*291	*1,364	4.7	70	*12	*76	704	9.3	52	3
<b>Totals</b>		<b>61</b>	<b>49</b>	<b>959</b>	<b>4,377</b>	<b>4.6</b>	<b>70</b>	<b>24</b>	<b>250</b>	<b>2,235</b>	<b>8.9</b>	<b>63</b>	<b>5</b>

\*LED TEAM

### CAREER SINGLE-GAME HIGHS (REGULAR SEASON)

RUSHING	RECEIVING
<b>Carries:</b> 31 (12/19/10 vs. NO)	<b>Receptions:</b> 10 (10/18/09 at Min.)
<b>Yardage:</b> 204 (12/4/11 at Cle.)	<b>Yardage:</b> 117 (10/18/09 at Min.)
<b>Long Gain:</b> 70 (1/1/12 at Cin.)	<b>Long Gain:</b> 63 (10/18/09 at Min.)
<b>Touchdowns:</b> 3 (10/30/11 vs. Ari.)	<b>Touchdowns:</b> 15 times (last: 12/24/11 vs. Cle.)

**Additional Statistics:** Rice returned 7 KO's for 161 yards, for a 23.0 avg., with a long of 30 as a rookie in 2008...Also has 2 passing attempts with 1 completion (a 1-yard TD to TE Ed Dickson - 11/13/11 at Sea.)

### POSTSEASON

Year	Teams	GP	GS	RUSHING					RECEIVING				
				No.	Yds.	Avg.	LG	TD	No.	Yds.	Avg.	LG	TD
2008	Baltimore	2	0	1	2	2.0	2	0	3	43	14.3	22	0
2009	Baltimore	2	2	35	226	6.5	83	2	9	60	6.7	26	0
2010	Baltimore	2	2	29	89	3.1	14	1	12	74	6.2	11	1
2011	Baltimore	2	2	42	127	3.0	12	0	5	31	6.2	20	0
<b>Totals</b>		<b>8</b>	<b>6</b>	<b>107</b>	<b>444</b>	<b>4.1</b>	<b>83</b>	<b>3</b>	<b>29</b>	<b>208</b>	<b>7.2</b>	<b>26</b>	<b>1</b>

# RAVENS RANTS: RAY RICE

## RICE RANKS NO. 1



Two-time Pro Bowl RB Ray Rice posted a career-best and an NFL-high 2,068 yards from scrimmage in 2011, also adding a Ravens-record 15 total TDs (12 rushing and 3 receiving). Rice's 1,364 rushing yards ranked second in the NFL, while his 2,068 total yards marked the second time (2009: 2,041) that he's surpassed the 2K scrimmage yards milestone during his career.

### NFL NET YARDS FROM SCRIMMAGE (2011 Season)

Rk.	Player	Yards	---Rush---		---Pass---	
			Att-Yds	TD	Rec-Yds	TD
1.	Ray Rice	2,068	291-1,364	12	76-704	3
2.	M. Jones-Drew	1,980	343-1,606	8	43-374	3
3.	Arian Foster	1,841	278-1,224	10	53-617	2

### NFL RUSHING YARDS LEADERS (2011 Season)

Rk.	Player	Att.	Yards	Avg.	LG	TDs
1.	Maurice Jones-Drew	343	1,606	4.7	56	8
2.	Ray Rice	291	1,364	4.7	70t	12
3.	Michael Turner	301	1,340	4.5	81t	11

## RICE & FAULK: NFL ELITE

In 2011, Pro Bowl RB Ray Rice became just the second player in NFL history to post multiple 1,000-yard rushing/700-yard receiving seasons (also in 2009), joining Hall of Famer Marshall Faulk, who did it an impressive four times (1998-2001).

## RB RECEIVING RECORDS

Ray Rice is the Ravens' all-time receiving leader by a RB (250 for 2,235) and has 6 of the top 10 receiving days by a RB in team history. In 2011, he had a team-high 76 catches for a career-high 704 yards.

### RECEIVING YARDS BY A RUNNING BACK (Ravens Single-Game History)

Rk.	Player	Game/Date	Yards	Rec.	Avg.
1.	Ray Rice	10/18/09 at Min.	117	10	11.7
2.	Jamal Lewis	12/08/02 vs. NO	108	4	27.0
3.	Priest Holmes	10/11/98 vs. Ten.	98	13	7.5
4.	Ray Rice	11/7/10 vs. Mia.	97	7	13.9
5.	Earnest Byner	10/27/96 vs. STL	96	6	16.0
6.	Ray Rice	11/8/09 at Cin.	87	8	10.9
7.	Ray Rice	9/25/11 at STL	83	5	16.6
8.	Ray Rice	12/19/10 vs. NO	80	5	16.0
9.	Ray Rice	10/11/09 vs. Cin.	74	7	10.6
10.	Bam Morris	11/10/96 at Jax.	73	3	24.3

## TD PASS BY A BACK

In 2011's Week 10 game at Seattle, Ray Rice threw the second-ever Ravens TD pass by a non-QB, finding TE Ed Dickson for a 1-yard score. The last was on 11/30/08 (at Cin.) when WR Mark Clayton hit Derrick Mason (32 yards).

## RAVENS ALL-TIME RUSHING

Rk.	Player	Att.	Yards	Avg.	LG	TDs
1.	Jamal Lewis	1,822	7,801	4.3	82t	45
2.	Ray Rice	959	4,377	4.6	70t	24
3.	Willis McGahee	673	2,802	4.2	77t	31

## LEADER OF THE 100s

RB Ray Rice has compiled 33 games with at least 100 total yards from scrimmage during his career, including 31 since he became a full-time starter and earned his first Pro Bowl honors in 2009. Rice's 31 games dating back to the '09 campaign rank as the NFL's most.

### GAMES W/ 100+ TOTAL YARDS FROM SCRIMMAGE (Since 2009)

Rk.	Player (Team)	100-Yard Games
1.	Ray Rice (Bal.)	31
2.	Maurice Jones-Drew (Jax.)	29
3.	Steven Jackson (STL)	27
	Chris Johnson (Ten.)	27

### RAY RICE'S TOP THREE YARDS FROM SCRIMMAGE (Career Began in 2008)

Rk.	Date/Opp.	Total Yards	---Rush---	---Pass---		
			Att-Yds	TD	Rec-Yds	TD
1.	12/19/10 vs. NO	233	31-153	1	5-80	1
2.	12/13/09 vs. Det.	219	13-166	1	4-53	0
3.	12/4/11 at Cle.	214	29-204	1	2-10	0

## TOP RB TARGET

RB Ray Rice leads the NFL in receptions and receiving yards by a running back since he entered the league in 2008, amassing 250 catches for 2,235 yards. Rice owns an NFL-best (by a RB) 73 catches on third down during this time, earning 33 first downs (second only to Darren Sproles' 35 first downs on 69 third-down catches).

### NFL RECEPTIONS BY A RB (Since 2008)

1.	Ray Rice (Bal.) . . . . .	250
2.	Matt Forte (Chi.) . . . . .	223
3.	Darren Sproles (NO) . . . . .	219

### NFL RECEIVING YARDS BY A RB (Since 2008)

1.	Ray Rice (Bal.) . . . . .	2,235
2.	Darren Sproles (NO) . . . . .	2,069
3.	Matt Forte (Chi.) . . . . .	1,985

## THREE OF A KIND

RB Ray Rice (1,364 rushing yards and 704 receiving yards in 2011) became just the fourth NFL player since 1970 to post three straight seasons with at least 1,200 rushing yards and 500 receiving yards, joining Marshall Faulk (four from 1998-2001), Thurman Thomas (four from 1989-92) and Priest Holmes (three from 2001-03).

## NFL'S 1,000/700 CLUB

Ray Rice and Marshall Faulk are the only players in NFL history to post multiple 1,000-yard rushing/700-yard receiving seasons.

### PLAYERS WITH 1,000 RUSHING & 700 RECEIVING YARDS (Single-Season NFL History)

Player (Year)	Rushing Yards	Receiving Yards
Marcus Allen (1984)	1,168	758
William Andrews (1981)	1,301	735
Roger Craig (1985)	1,050	1,016
Marshall Faulk (2001)	1,382	765
Marshall Faulk (2000)	1,359	830
Marshall Faulk (1999)	1,381	1,048
Marshall Faulk (1998)	1,319	908
Steven Jackson (2006)	1,528	806
Ray Rice (2011)	1,364	704
Ray Rice (2009)	1,339	702
LaDainian Tomlinson (2003)	1,645	725
Brian Westbrook (2007)	1,333	771

# 22 JIMMY SMITH

**CORNERBACK | 6-2 | 210**

**COLLEGE:** COLORADO

**EXP. (NFL/RAVENS):** ROOKIE

**HS:** COLTON (CA)

**GP/GS (PLAYOFFS):** 12/3 (2/1)

**BORN:** 7/26/88, FONTANA, CA

**2011 SEASON HIGHLIGHTS:** Saw action in 12 games, including three starts (missed four games due to an ankle injury), and produced 18 tackles (all solo), 8 PD and 2 INTs for the NFL's third-ranked defense (288.9 ypg)

- Posted a career-high 7 solo tackles and a PD in the 20-14 victory in **game 15 vs. Cle. (12/24)**
- Started and recorded 5 tackles in **game 14 at SD (12/18)**
- Started his first-career NFL game (Ravens began the game in a nickel package) and netted 1 solo tackle, 1 PD and an INT, which led to a Ravens' FG 6 plays later, in the 24-10 victory in **game 12 at Cle. (12/4)**
- Netted a career-high 3 solo tackles, 1 PD and pulled in his first-career INT, which led to a Ravens' TD on the very next play, for a defense that forced 3 turnovers in the 31-24 victory in **game 10 vs. Cin. (11/20)**
- Saw action in his first-career game before leaving the contest in the first quarter with an ankle injury in the 35-7 victory in the **season opener vs. Pit. (9/11)**

**2011 POSTSEASON HIGHLIGHTS:** Totaled 3 tackles, 1 PD and 1 INT for a team that forced 7 turnovers in two playoff games...Also recorded a special teams FR

- Started his first-career postseason game and had 1 tackle, 1 PD and his first-career postseason INT (returned for 39 yards) for a defense that picked off QB Tom Brady twice, not allowing him to throw a TD and held him to a 57.5 QB rating in the **AFC Championship at NE (1/22/12)**
- Played in his first-career postseason game and posted 2 tackles from scrimmage and a FR on special teams that led to the Ravens' first TD in the 20-13 victory in the **Divisional Playoff vs. Hou. (1/15/12)**

## CAREER HIGHLIGHTS:

- Posted a career-high 7 tackles (all solo) vs. Cle. (12/24/11)
- Pulled in his first-career INT, which led to a Ravens' TD on the next play vs. Cin. (11/20/11)
- Recorded his first-career tackle from scrimmage (ended the game with 3 solo) vs. Cin. (11/20/11)
- Saw action in his first-career NFL game vs. Pit. (9/11/11)

### 2011

#### Game-by-Game Special Teams

Ravens Date/Opp.	TT	Solo	As	FF	FR	BK
9/11 vs. Pit.	0	0	0	0	0	0
9/18 @ Ten.	INACTIVE - ANKLE					
9/25 @ STL	INACTIVE - ANKLE					
10/2 vs. NYJ	INACTIVE - ANKLE					
10/16 vs. Hou.	INACTIVE - ANKLE					
10/24 @ Jax.	0	0	0	0	0	0
10/30 vs. Ari.	0	0	0	0	0	0
11/6 @ Pit.	1	1	0	0	0	0
11/13 @ Sea.	0	0	0	0	0	0
11/20 vs. Cin.	0	0	0	0	0	0
11/24 vs. SF	0	0	0	0	0	0
12/4 @ Cle.	0	0	0	0	0	0
12/11 vs. Ind.	0	0	0	0	0	0
12/18 @ SD	0	0	0	0	0	0
12/24 vs. Cle.	0	0	0	0	0	0
1/1/12 @ Cin.	1	1	0	0	0	0
<b>Totals</b>	<b>2</b>	<b>2</b>	<b>0</b>	<b>0</b>	<b>0</b>	<b>0</b>
<b>Playoffs</b>						
1/15/12 vs. Hou.	0	0	0	0	1	0
1/22/12 @ NE	0	0	0	0	0	0
<b>Totals</b>	<b>0</b>	<b>0</b>	<b>0</b>	<b>0</b>	<b>1</b>	<b>0</b>

### 2011

#### Game-by-Game Defense

Ravens Date/Opp.	TT	Solo	As	Sacks	INT	PD	FF	FR
9/11 vs. Pit.	0	0	0	0-0	0-0	0	0	0
9/18 @ Ten.	INACTIVE - ANKLE							
9/25 @ STL	INACTIVE - ANKLE							
10/2 vs. NYJ	INACTIVE - ANKLE							
10/16 vs. Hou.	INACTIVE - ANKLE							
10/24 @ Jax.	0	0	0	0-0	0-0	0	0	0
10/30 vs. Ari.	0	0	0	0-0	0-0	1	0	0
11/6 @ Pit.	0	0	0	0-0	0-0	0	0	0
11/13 @ Sea.	0	0	0	0-0	0-0	0	0	0
11/20 vs. Cin.	3	3	0	0-0	1-16	1	0	0
11/24 vs. SF	1	1	0	0-0	0-0	1	0	0
12/4 @ Cle.	7	7	0	0-0	1-32	1	0	0
12/11 vs. Ind.	0	0	0	0-0	0-0	2	0	0
12/18 @ SD	5	5	0	0-0	0-0	1	0	0
12/24 vs. Cle.	7	7	0	0-0	0-0	1	0	0
1/1/12 @ Cin.	1	1	0	0-0	0-0	0	0	0
<b>Totals</b>	<b>18</b>	<b>18</b>	<b>0</b>	<b>0-0</b>	<b>2-48</b>	<b>8</b>	<b>0</b>	<b>0</b>
<b>Playoffs</b>								
1/15/12 vs. Hou.	2	1	1	0-0	0-0	0	0	0
1/22/12 @ NE	1	0	1	0-0	1-39	1	0	0
<b>Totals</b>	<b>3</b>	<b>1</b>	<b>2</b>	<b>0-0</b>	<b>1-39</b>	<b>1</b>	<b>0</b>	<b>0</b>

## 22 JIMMY SMITH

### REGULAR SEASON

Year Team	GP	GS	TACKLES				INTERCEPTIONS				FUMBLES				
			TT	Solo	Asst	SK	Yards	No.	Yds.	Lg	TDs	PD	FF	FR	Yds.
2011 Baltimore	12	3	18	18	0	0	0	2	48	32	0	8	0	0	0
<b>Totals</b>	<b>12</b>	<b>3</b>	<b>18</b>	<b>18</b>	<b>0</b>	<b>0</b>	<b>0</b>	<b>2</b>	<b>48</b>	<b>32</b>	<b>0</b>	<b>8</b>	<b>0</b>	<b>0</b>	<b>0</b>

**SPECIAL TEAMS TACKLES (2):** 2011 (2)

### CAREER SINGLE-GAME HIGHS (REGULAR SEASON)

<b>Total Tackles:</b>	7 (12/24/11 vs. Cle.)
<b>Sacks:</b>	None
<b>Forced Fumbles:</b>	None
<b>Passes Defensed:</b>	2 (12/11/11 vs. Ind.)
<b>Solo Tackles:</b>	7 (12/24/11 vs. Cle.)
<b>INTs:</b>	1 2 times (last: 12/4/11 at Cle.)
<b>Fumble Recoveries:</b>	None

### POSTSEASON

Year Team	GP	GS	TACKLES				INTERCEPTIONS				FUMBLES				
			TT	Solo	Asst	SK	Yards	No.	Yds.	Lg	TDs	PD	FF	FR	Yds.
2011 Baltimore	2	1	3	1	2	0	0	1	39	39	0	1	0	0	0
<b>Totals</b>	<b>2</b>	<b>1</b>	<b>3</b>	<b>1</b>	<b>2</b>	<b>0</b>	<b>0</b>	<b>1</b>	<b>39</b>	<b>39</b>	<b>0</b>	<b>1</b>	<b>0</b>	<b>0</b>	<b>0</b>

# 82

## TORREY SMITH

WIDE RECEIVER | 6-0 | 205

COLLEGE: MARYLAND

HS: STAFFORD (FALMOUTH, VA)

BORN: 1/26/89, COLONIAL BEACH, VA

EXP. (NFL/RAVENS): ROOKIE

GP/GS (PLAYOFFS): 16/14 (2/2)

**2011 SEASON HIGHLIGHTS:** Saw action in all 16 games (14 starts) and set Ravens rookie records, finishing fourth on the team with 50 receptions for 841 yards and a team-leading 7 TDs...Five of Smith's 7 TD receptions were for at least 25 yards (74, 41, 38, 36, 26, 18 and 8),...Posted a 34.4 yards-per-TD catch average

- Established a Ravens' rookie record by pulling in his 45th reception of the season (had 2 catches for 38 yards) in the 20-14 victory in **game 15 vs. Cle. (12/24)**
- Established a Ravens' rookie record with his 7th TD of the season, as part of a career-high-tying 6 receptions for 77 yards and a TD in **game 14 at SD (12/18)**
- Pulled in 5 receptions for 48 yards and a TD (tied RB Jamal Lewis for most TDs by a Ravens' rookie - 6) in the 24-10 victory in **game 13 vs. Ind. (12/11)**...Also had a career-long-tying 16-yard rush against the Colts
- Earned AFC Offensive Player of the Week and Diet Pepsi Rookie of the Week honors after recording career highs with a team-leading 6 receptions for 165 yards (and a TD) in the 31-24 victory in **game 10 vs. Cin. (11/20)**...Smith became the third rookie (Ken Burrow - 2 and Randy Moss - 3) to have two games with 150-plus receiving yards and at least 1 TD reception in the same season since 1970
- Pulled in a game-winning 26-yard TD pass with 8 seconds remaining in the game to cap a 92-yard drive, in the 23-20 win in **game 8 at Pit. (11/6)**...Finished the game with a career-high-tying 5 receptions for 71 yards and a TD against the Steelers
- Started his first-career NFL game and produced 5 receptions for 152 yards (fourth most in franchise history) and 3 TDs in the 37-7 victory in **game 3 at STL (9/25)**...Smith's first 3 receptions were all good for TDs (74, 41 and 18 yards)...Became the first rookie in NFL history (the 12th player since 1991) to record 3 TD receptions in a first quarter
- Saw action in his first-career NFL game from scrimmage and on special teams in the 35-7 victory in the **season opener vs. Pit. (9/11)**

**2011 POSTSEASON HIGHLIGHTS:** Started both playoff games and finished with 4 receptions for 91 yards and a TD

- Pulled in 3 receptions for 82 yards and his first-career postseason TD, part of a Ravens' postseason franchise-record 398 yards, in the **AFC Championship at NE (1/22/12)**
- Started his first-career postseason game and had 1 reception for 9 yards in the 20-13 victory in the **Divisional Playoff vs. Hou. (1/15/12)**

### CAREER HIGHLIGHTS:

- Smith is the third rookie (Ken Burrow - 2 in 1971 and Randy Moss - 3 in 1998) to have two games with 150-plus receiving yards and at least 1 TD reception in the same season since 1970
- Recorded career highs with 6 receptions for 165 yards (and a TD) in the 31-24 victory vs. Cin. (11/20/11)
- Posted a career-high 3 TDs at STL (9/25/11)
- First 3 career receptions were all good for TDs (74, 41 and 18 yards) at STL (9/25/11), becoming the first rookie in NFL history (the 12th player since 1991) to record 3 TD receptions in a first quarter
- Owns the most receptions (50) receiving yards (841) and TDs (7) by a rookie in Ravens history
- Started his first-career NFL game at STL (9/25/11)
- Five of Smith's seven touchdown receptions went for at least 25 yards (74, 41, 38, 36, 26, 18 and 8) in 2011, and he posted a 34.4 yards-per-TD catch average

### CAREER HONORS:

- AFC Offensive Player of the Week (Week 11, 2011)
- Diet Pepsi Rookie of the Week (Week 11, 2011)

# RAVENS **82 TORREY SMITH**

**2011**  
**Game-by-Game**  
**Ravens**

Date/Opp.	Receiving					Rushing				
	Rec.	Yds	Avg.	LG	TD	No.	Yds	Avg.	LG	TD
9/11 vs. Pit.	0	0	0.0	0	0	0	0	0.0	0	0
9/18 @ Ten.	0	0	0.0	0	0	0	0	0.0	0	0
9/25 @ STL	5	152	30.4	74t	3	1	10	10.0	10	0
10/2 vs. NYJ	1	1	1.0	1	0	0	0	0.0	0	0
10/16 vs. Hou.	3	84	28.0	51	0	0	0	0.0	0	0
10/24 @ Jax.	3	32	10.7	20	0	0	0	0.0	0	0
10/30 vs. Ari.	3	57	19.0	36	0	0	0	0.0	0	0
11/6 @ Pit.	5	71	14.2	29	1	0	0	0.0	0	0
11/13 @ Sea.	3	28	9.3	14	0	1	16	16.0	16	0
11/20 vs. Cin.	6	165	27.5	49	1	0	0	0.0	0	0
11/24 vs. SF	2	23	11.5	12	0	0	0	0.0	0	0
12/4 @ Cle.	1	32	32.0	32	0	1	-3	-3.0	-3	0
12/11 vs. Ind.	5	48	9.6	17	1	1	16	16.0	16	0
12/18 @ SD	6	77	12.8	36t	1	0	0	0.0	0	0
12/24 vs. Cle.	2	38	19.0	29	0	0	0	0.0	0	0
1/1/12 @ Cin.	5	33	6.6	13	0	0	0	0.0	0	0
<b>Totals</b>	<b>50</b>	<b>841</b>	<b>16.8</b>	<b>74t</b>	<b>7</b>	<b>4</b>	<b>39</b>	<b>9.8</b>	<b>16</b>	<b>0</b>
<b>Playoffs</b>										
1/15/12 vs. Hou.	1	9	9.0	9	0	0	0	0.0	0	0
1/22/12 @ NE	3	82	27.3	42	1	0	0	0.0	0	0
<b>Totals</b>	<b>4</b>	<b>91</b>	<b>22.8</b>	<b>42</b>	<b>1</b>	<b>0</b>	<b>0</b>	<b>0.0</b>	<b>0</b>	<b>0</b>

## 82 TORREY SMITH

### REGULAR SEASON

Year	Teams	GP	GS	RECEIVING					RUSHING				
				No.	Yds.	Avg.	LG	TD	No.	Yds.	Avg.	LG	TD
2011	Baltimore	16	14	#50	#841	16.8	74t	*#7	4	39	9.8	16	0
<b>Totals</b>		<b>16</b>	<b>14</b>	<b>50</b>	<b>841</b>	<b>16.8</b>	<b>74t</b>	<b>7</b>	<b>4</b>	<b>39</b>	<b>9.8</b>	<b>16</b>	<b>0</b>

\*LED TEAM  
#ROOKIE FRANCHISE RECORD

### CAREER SINGLE-GAME HIGHS (REGULAR SEASON)

<b>RECEIVING</b>	<b>RUSHING</b>
<b>Receptions:</b>	<b>Carries:</b>
6 2 times (last: 12/18/11 at SD)	1 4 times (last: 12/11/11 vs. Ind.)
<b>Yardage:</b>	<b>Yardage:</b>
165 (11/20/11 vs. Cin.)	16 2 times (last: 12/11/11 vs. Ind.)
<b>Long Gain:</b>	<b>Long Gain:</b>
74t (9/25/11 at STL)	16 2 times (last: 12/11/11 vs. Ind.)
<b>Touchdowns:</b>	<b>Touchdowns:</b>
3 (9/25/11 at STL)	None

**Additional Statistics:** Has 1 KOR for 24 yards (11/13/11 at Sea.)

### POSTSEASON

Year	Teams	GP	GS	RECEIVING					RUSHING				
				No.	Yds.	Avg.	LG	TD	No.	Yds.	Avg.	LG	TD
2011	Baltimore	2	1	4	91	22.8	42	1	0	0	0.0	0	0
<b>Totals</b>		<b>2</b>	<b>1</b>	<b>4</b>	<b>91</b>	<b>22.8</b>	<b>42</b>	<b>1</b>	<b>0</b>	<b>0</b>	<b>0.0</b>	<b>0</b>	<b>0</b>



# RAVENS RANTS: TORREY SMITH

## TORREY TORE IT UP



In Week 11 vs. Cincy, rookie WR Torrey Smith set a Ravens' single-season and single-game record for receiving yards by a rookie, totaling a career-high 165 yards on 6 catches (27.5 avg.). In 2011, he had 50 catches for 841 yards and a Ravens' rookie-record 7 TDs. Impressively, the second-round pick owns two of the top five receiving days in team history.

### Smith Quick Hits:

- During the '11 campaign, Smith ranked 13th in the NFL with a stout 16.8 yards-per-catch average.
- Smith's 26-yard TD catch with 8 seconds remaining in Week 9 at Pit. capped a 92-yard drive and sealed the Ravens' 23-20 win.

### MOST RECEIVING YARDS (RAVENS SINGLE-GAME HISTORY)

Yds.	Player/Game (Catches)
258	Qadry Ismail @ Pit., 12/12/99 (6 rec.)
198	Derrick Alexander vs. Pit., 12/1/96 (7 rec.)
<b>165</b>	<b>Torrey Smith vs. Cin., 11/20/11 (6 rec.)</b>
164	Mark Clayton @ Cin., 11/30/08 (5 rec.)
<b>152</b>	<b>Torrey Smith at STL, 9/25/11 (5 rec.)</b>

- Impressively, 5 of his 7 TD receptions in 2011 covered at least 25 yards (74, 41, 38, 36, 26, 18 and 8 yards), and he averaged a sensational 34.4 yards-per-TD catch.
- Smith owns the Ravens' single-season (841) and single-game (165 vs. Cin. in Week 11) records for receiving yards by a rookie.
- Never before has a Ravens' wideout registered dual 150-yard receiving games in a season (165 vs. Cin. and 152 at STL).
- Smith also posted the top two receiving yards performances by a rookie in the NFL in 2011, while his 841 receiving yards ranked third among rookies (A.J. Green: 1,057 and Julio Jones: 959).
- In Week 11, Smith joined Ken Burrow (2 in 1971) and Randy Moss (3 in 1998) as the only rookies in NFL history to have multiple games with at least 150 receiving yards and a TD catch.
- In week 15 at SD, Smith broke RB Jamal Lewis' Ravens rookie record for TDs in a season when he posted his 7th score of 2011.

## SMITH STRONG AS ROOKIE

WR Torrey Smith (second-round pick) ranked No. 3 in the NFL in receiving yards by a rookie, posting Ravens rookie records in catches (50), receiving yards (841) and touchdowns (7).

### NFL ROOKIE RECEIVING YARDS LEADERS (2011 Season)

Rk.	Player (Team)	Yards	Rec.	Avg.	LG	TD
1.	A.J. Green (Cin.)	1,057	65	16.3	58	7
2.	Julio Jones (Atl.)	959	54	17.8	80t	8
<b>3.</b>	<b>Torrey Smith (Bal.)</b>	<b>841</b>	<b>50</b>	<b>16.8</b>	<b>74t</b>	<b>7</b>

## 2011 "O" BALANCE WAS KEY

- Baltimore was one of two teams (Atlanta) to boast a 3,500-yard passer (Joe Flacco), a 1,300-yard rusher (Ray Rice) and two 800-yard receivers (Anquan Boldin & Torrey Smith).
- Baltimore was the only NFL team to record at least 20 passing TDs, 15 rushing TDs and 5 return TDs in 2011.
- The Ravens were one of four teams (NO, SD & Ten.) to have five different players post at least 40 catches for 400 receiving yards.

# 55

## TERRELL SUGGS

OUTSIDE LINEBACKER | 6-3 | 260

COLLEGE: ARIZONA STATE  
EXP. (NFL/RAVENS): 9/9

HS: HAMILTON (CHANDLER, AZ)  
GP/GS (PLAYOFFS): 141/125 (11/11)

BORN: 10/11/82, MINNEAPOLIS, MN

**2011 SEASON HIGHLIGHTS:** Earned his fifth Pro Bowl nod and was named NFL Defensive Player of the Year after leading the AFC with a career-high 14 sacks and recording a single-season franchise-record 7 FFs for the NFL's third-ranked defense (288.9 ypg)...Baltimore was also second against the run (92.6 ypg) and the league's top red zone defense...Also tied career highs with 6 PD and 2 INTs

- Earned AFC Defensive Player of the Month honors (Dec./Jan.) after producing 21 tackles, 4 sacks, 2 PD and 1 FF, helping the Ravens to a 4-1 record to close out the season
- Posted 5 solo tackles, including a career-high-tying 3 sacks and a career-high 3 FFs, for a defense that allowed just 167 total yards and held the Colts to 14% (2-of-14) on third down in the 24-10 victory in **game 13 vs. Ind. (12/11)**...With 3 sacks, Suggs established a new single-season career high with 13 sacks...Set a franchise single-game record with his 3 FFs, earning his third Defensive Player of the Week award in 2011
- Earned AFC Defensive Player of the Week honors after recording a FF and a career-high-tying 3 sacks, part of a franchise-record-tying 9 sacks, in the 16-6 victory in **game 11 vs. SF (11/24)**
- Had a tackle and an INT, which led to a Ravens' TD on the ensuing possession, in the 23-20 win in **game 8 at Pit. (11/6)**
- Led the team with 13 tackles, 1 sack and 2 QB hits (one of which led to a Ravens' INT) for a defense that held the Cardinals to 18% on third down (2-of-11) and recorded 6 sacks in the 30-27 victory in **game 7 vs. Ari. (10/30)**
- Recorded 3 tackles and 2 QB hits for a defense that forced 4 turnovers and tied an NFL record with 3 defensive TDs in the 34-17 victory in **game 4 vs. NYJ (10/2)**
- Netted 4 solo tackles and a sack (part of 5 by the Ravens' defense) in the 37-7 victory in **game 3 at STL (9/25)**
- Earned AFC Defensive Player of the Week honors after turning in a dominant performance, posting 5 solo tackles and a career-high-tying 3 sacks (-25 yards), becoming the Ravens' all-time sacks leader with 71.5 in the 35-7 victory in the **season opener vs. Pit. (9/11)**...Also posted 2 FFs (both of which were recovered by the Ravens and led to scores) for a defense that forced a franchise-record 7 turnovers

**2011 POSTSEASON HIGHLIGHTS:** Finished third on the team with 11 tackles and a PD for a team that forced 7 turnovers in two playoff games

- Netted 6 tackles (5 solo) and a PD for a team that forced 4 turnovers (3 INTs and 1 FR) in the 20-13 victory in the **Divisional Playoff vs. Hou. (1/15/12)**

### CAREER HIGHLIGHTS:

- Ravens all-time leader in sacks (82.5) and sack yardage (610)
- Also owns the Ravens' record for FFs (29) and is second in FRs (11)
- Produced a single-season franchise-record 7 FFs in 2011
- His 660 tackles (444 solo) are third most in Ravens history
- Owns 45 PD and 7 INTs (2 returned for TDs - both in 2008)
- Scored his first-career TD on a 44-yard INT return at Mia. (10/19/08)
- Earned a career-high 102 tackles (65 solo) in 2008
- Tallied a franchise-rookie-record 12 sacks in 2003
- Ravens all-time leader in postseason sacks and yards (10-69)

### CAREER HONORS:

- Five-time Pro Bowler (2004, 2006, 2008, 2010 and 2011)
- *Associated Press* Defensive Player of the Year (2011)
- *Pro Football Weekly* Defensive Player of the Year (2011)
- KC 101 Defensive Player of the Year (2011)
- AFC Defensive Player of the Month (Dec., 2011)
- AFC Defensive Player of the Month (Nov., 2010)
- AFC Defensive Player of the Week (Week 14, Week 12 and Week 1, 2011)
- AFC Defensive Player of the Week (Week 7, 2008)
- AFC Defensive Player of the Week (Week 13, 2005)
- *Associated Press* Defensive Rookie of the Year (2003)
- *Associated Press* First-team All-Pro (2011)
- *Associated Press* Second-team All-Pro (2008)
- *Sporting News* All-Pro Team (2011)
- Butkus Award (best LB) co-winner with Cowboys LB DeMarcus Ware (2011)
- *Football Digest* Second-team All-Pro (2006)
- *Pro Football Weekly* First Team All-NFL (2011)
- Tied an NFL rookie record (Santana Dotson) with a sack in each of his first four NFL games
- Defensive Rookie of the Month (Sept. 2003)

# 55 TERRELL SUGGS

## 2011

### Game-by-Game Defense

#### Ravens

Date/Opp.	TT	Solo	As	Sacks	INT	PD	FF	FR
9/11 vs. Pit.	5	5	0	3-25	0-0	0	2	0
9/18 @ Ten.	3	2	1	0-0	1-0	2	0	0
9/25 @ STL	4	4	0	1-10	0-0	0	0	0
10/2 vs. NYJ	3	2	1	0-0	0-0	0	0	0
10/16 vs. Hou.	0	0	0	0-0	0-0	1	0	0
10/24 @ Jax.	5	4	1	1-9	0-0	0	0	0
10/30 vs. Ari.	13	9	4	1-7	0-0	0	0	0
11/6 @ Pit.	1	0	1	0-0	1-9	1	0	0
11/13 @ Sea.	7	2	5	0-0	0-0	0	0	0
11/20 vs. Cin.	5	3	2	0-0	0-0	0	0	0
11/24 vs. SF	3	3	0	3-20	0-0	0	1	0
12/4 @ Cle.	4	2	2	1-7	0-0	1	0	0
12/11 vs. Ind.	5	5	0	3-12	0-0	0	3	0
12/18 @ SD	2	2	0	0-0	0-0	0	0	0
12/24 vs. Cle.	4	3	1	0-0	0-0	0	0	0
1/1/12 @ Cin.	6	4	2	1-1	0-0	1	1	0
<b>Totals</b>	<b>70</b>	<b>50</b>	<b>20</b>	<b>14-91</b>	<b>2-9</b>	<b>6</b>	<b>7</b>	<b>0</b>
<b>Playoffs</b>								
1/15/12 vs. Hou.	6	5	1	0-0	0-0	1	0	0
1/22/12 @ NE	5	2	3	0-0	0-0	0	0	0
<b>Totals</b>	<b>11</b>	<b>7</b>	<b>4</b>	<b>0-0</b>	<b>0-0</b>	<b>1</b>	<b>0</b>	<b>0</b>

## 55 TERRELL SUGGS

### REGULAR SEASON

Year	Team	GP	GS	TACKLES			INTERCEPTIONS					FUMBLES				
				TT	Solo	Asst	SK	Yards	No.	Yds.	Lg	TDs	PD	FF	FR	Yds.
2003	Baltimore	16	1	33	26	7	*#12	*97	1	11	11	0	3	*6	4	7
2004	Baltimore	16	16	72	48	24	*10.5	*83.5	0	0	0	0	1	1	2	24
2005	Baltimore	16	16	86	65	21	8	64.5	2	38	38	0	3	*6	1	0
2006	Baltimore	16	15	86	63	23	9.5	64.5	0	0	0	0	7	3	2	0
2007	Baltimore	16	16	95	51	44	*5	34	0	0	0	0	7	1	0	0
2008	Baltimore	16	16	102	62	40	*8	*69.5	2	86	44t	2	11	2	1	0
2009	Baltimore	13	13	58	41	17	4.5	33	0	0	0	0	5	1	1	0
2010	Baltimore	16	16	58	38	20	*11	*73	0	0	0	0	2	2	0	0
2011	Baltimore	16	16	70	50	20	*14	*91	2	9	9	0	6	**^7	0	0
<b>Totals</b>		<b>141</b>	<b>125</b>	<b>660</b>	<b>444</b>	<b>216</b>	<b>82.5</b>	<b>610</b>	<b>7</b>	<b>144</b>	<b>44t</b>	<b>2</b>	<b>45</b>	<b>29</b>	<b>11</b>	<b>31</b>

\*LED TEAM

\*\*LED NFL

#ROOKIE FRANCHISE RECORD

^FRANCHISE RECORD

### CAREER SINGLE-GAME HIGHS (REGULAR SEASON)

#### Total Tackles:

14 (11/5/07 at Pit.)

#### Sacks:

3 4 times (last: 12/11/11 vs. Ind.)

#### Forced Fumbles:

3 (12/11/11 vs. Ind.)

#### Passes Defensed:

3 (9/16/07 vs. NYJ)

#### Solo Tackles:

10 (12/10/06 at KC)

#### INTs:

1 6 times (last: 9/18/11 at Ten.)

#### Fumble Recoveries:

1 11 times (last: 11/1/09 vs. Den.)

### POSTSEASON

Year	Team	GP	GS	TACKLES			INTERCEPTIONS					FUMBLES				
				TT	Solo	Asst	SK	Yards	No.	Yds.	Lg	TDs	PD	FF	FR	Yds.
2003	Baltimore	1	1	2	1	1	0	0	0	0	0	0	0	0	0	0
2006	Baltimore	1	1	10	9	1	0	0	0	0	0	0	0	1	0	0
2008	Baltimore	3	3	11	10	1	4	35	0	0	0	0	0	0	1	0
2009	Baltimore	2	2	10	7	3	1	9	0	0	0	0	0	1	1	0
2010	Baltimore	2	2	10	9	1	5	25	0	0	0	0	0	1	0	0
2011	Baltimore	2	2	11	7	4	0	0	0	0	0	0	1	0	0	0
<b>Totals</b>		<b>11</b>	<b>11</b>	<b>54</b>	<b>43</b>	<b>11</b>	<b>10</b>	<b>69</b>	<b>0</b>	<b>0</b>	<b>0</b>	<b>0</b>	<b>1</b>	<b>3</b>	<b>2</b>	<b>0</b>

# RAVENS RANTS: TERRELL SUGGS

## DEFENSIVE PLAYER OF THE YEAR



Five-time Pro Bowl OLB Terrell Suggs, who was named the 2011 AP Defensive Player of the Year, posted three 3-sack games in 2011, finishing with a career-high 14 sacks on the year. Suggs also forced an NFL-high 7 fumbles, setting a career high and a Ravens' single-season record. Suggs' 14 sacks in 2011 ranked third in Ravens history and first in the AFC (also tying Aldon Smith for fifth in the NFL). Only DE Michael McCrary (14.5 in 1998) and LB Peter Boulware (15 in 2001) had more in a Ravens' season.

### RAVENS ALL-TIME SACKS (Career Leaders)

Rk.	Player (Years)	Sacks
1.	Terrell Suggs (2003-present)	82.5
2.	Peter Boulware (1997-2005)	70.0
3.	Michael McCrary (1997-2002)	51.0
4.	Ray Lewis (1996-present)	40.5
5.	Adalius Thomas (2000-06)	38.5

### AFC SACKS LEADERS (2011 Season)

1. Terrell Suggs (Bal.) . . . 14
2. Tamba Hali (KC) . . . . . 12
3. Connor Barwin (Hou.) . . 11.5
- Von Miller (Den.) . . 11.5

### RAVENS SACKS LEADERS (Single-Season Records)

1. Peter Boulware (2001) . . 15
2. Michael McCrary (1998) . . 14.5
3. Terrell Suggs (2011) . . . 14
4. Trevor Pryce (2006) . . . 13

## HOT OFF THE EDGE

Since entering the NFL in 2003, Terrell Suggs' 82.5 sacks rank seventh among active players, while his 610 yards lost stand fourth. Suggs had a team-, career- and AFC-high 14 sacks in 2011.

### NFL SACKS LEADERS (Since 2003)

Rk.	Player	Sacks	Yards
1.	Jared Allen (Min.)	105.0	673.5
2.	DeMarcus Ware (Dal.)	99.5	643.5
3.	Dwight Freeney (Ind.)	89.5	667
4.	Julius Peppers (Chi.)	88.0	532
5.	John Abraham (Atl.)	84.5	561
6.	Robert Mathis (Ind.)	83.5	603
7.	Terrell Suggs (Bal.)	82.5	610
8.	Jason Taylor (Mia.)	81.5	474
9.	Osi Umenyiora (NYG)	69.0	484.5

#### Suggs Quick Hits:

- Suggs has racked up 30 sacks since 2010 (34 games, including playoffs), the NFL's fourth most during that span.
- In Baltimore's last 18 games (dating back to 2010 playoffs), "Sizzle" has posted 19 sacks.
- The Ravens are 50-17 all time when Suggs records a sack.
- Baltimore is 13-1 when he tallies 2 or more sacks during his career.

### RAVENS FORCED FUMBLES (Career Leaders)

1. Terrell Suggs . . . . . 29
2. Ray Lewis . . . . . 19
3. Adalius Thomas . . . . . 15

### RAVENS FUMBLE RECOVERIES (Career Leaders)

1. Ray Lewis . . . . . 19
2. Terrell Suggs . . . . . 11
3. Rob Burnett . . . . . 8

## FIRST-ROUND FINDS

Since moving to Baltimore in 1996, the Ravens, led by GM Ozzie Newsome, have had 16 drafts and selected 17 players in the first round (including 2011 choice CB Jimmy Smith). These picks have earned an amazing 51 combined Pro Bowls and several All-Rookie honors:

### RAVENS FIRST-ROUND DRAFT PICKS

Year	Name	Pick	Pro Bowls
1996	T Jonathan Ogden*	4	11
1996	LB Ray Lewis*++	26	13
1997	LB Peter Boulware*	4	4
1998	CB Duane Starks*	10	
1999	CB Chris McAlister*	10	3
2000	RB Jamal Lewis*	5	1
2000	WR Travis Taylor	10	
2001	TE Todd Heap*	31	2
2002	S Ed Reed*+	24	8
2003	OLB Terrell Suggs*+	10	5
2003	QB Kyle Boller	19	
2005	WR Mark Clayton*	22	
2006	DT Haloti Ngata*	12	3
2007	G Ben Grubbs*	29	1
2008	QB Joe Flacco^	18	
2009	T Michael Oher*	23	
2011	CB Jimmy Smith	27	

\* All-Rookie Team performer ^ Diet Pepsi Rookie of the Year (NFL.com Fan Vote)  
+ NFL Defensive Player of the Year Awards

#### Top 10 Quick Hit:

- Of the seven players chosen in the top 10 by Baltimore, five have earned Pro Bowl status. Two of those players – Peter Boulware and Terrell Suggs – also earned Defensive Rookie of the Year honors.

## RAVENS ALL-TIME TACKLES

1. Ray Lewis (1996-present) . . . . . 2,586
2. Kelly Gregg (2001-2010) . . . . . 721
3. Terrell Suggs (2003-present) . . . . . 660

## PLAYOFF SACK ARTIST

OLB Terrell Suggs has posted 10 sacks in 11 career playoff games, including a team-high 5 during the 2010 playoffs. Dating back to 2008, Suggs' 10 QB drops rank first in NFL postseason play, while his 69 yards lost also stand No. 1.

### NFL POSTSEASON SACKS LEADERS (Since 2008)

Rk.	Players	Sacks	Yards
1.	Terrell Suggs (Bal.)	10.0	69.0
2.	LaMarr Woodley (Pit.)	9.0	48.0
3.	James Harrison (Pit.)	5.0	34.0
4.	Clay Matthews (GB)	4.5	31.5

#### Suggs Quick Hits:

- Suggs' 10 career playoff sacks rank first in Ravens franchise history. (Michael McCrary is second with 6.)
- In the 2010 Divisional game at Pittsburgh (1/15/11), Suggs produced a postseason career-high 3 sacks, including 1 FF that was recovered by DE Cory Redding and returned for a touchdown.

# 2

# TYROD TAYLOR

QUARTERBACK | 6-1 | 215

COLLEGE: VIRGINIA TECH

HS: HAMPTON (VA)

BORN: 8/3/89, HAMPTON, VA

EXP. (NFL/RAVENS): ROOKIE

GP/GS (PLAYOFFS): 3/0 (0/0)

**2011 SEASON HIGHLIGHTS:** Saw action in three games, completing his only pass attempt (for 18 yards), and carried the ball 1 time for 2 yards

- Saw his first extensive action at QB and completed his first-career pass attempt (Anquan Boldin) for 18 yards in **game 14 at SD (12/18)**
- Saw action in his first-career NFL game and carried the ball 1 time for 2 yards as a part of the Ravens' "Wildcat Package" in **game 12 at Cle. (12/4)**

**2011 POSTSEASON HIGHLIGHTS:** Was active, but did not play in either playoff game

**CAREER HIGHLIGHTS:**

- Completed his first-career pass attempt (Anquan Boldin) for 18 yards in at SD (12/18/11)
- Saw action in his first-career NFL game at Cle. (12/4/11)
- Posted his first-career carry (for 2 yards) at Cle. (12/4/11)

**COLLEGE HONORS:**

- ACC Player of the Year (2010)
- ACC Offensive Player of the Year (2010)
- First-team All-ACC (2010)

2011 Game-by-Game Ravens Passing															
Date/Opp.	Att.	Comp.	Yards	Pct.	Att.	TD	Int.	LG	Sack/Yds	Rtg	Rushing				
											Att.	Yds	Avg.	LG	TD
9/11 vs. Pit.															
9/18 @ Ten.															
9/25 @ STL															
10/2 vs. NYJ															
10/16 vs. Hou.															
10/24 @ Jax.															
10/30 vs. Ari.															
11/6 @ Pit.															
11/13 @ Sea.															
11/20 vs. Cin.															
11/24 vs. SF															
12/4 @ Cle.	0	0	0	0.0	0.0	0	0	0	0/0	0.0	1	2	2.0	2	0
12/11 vs. Ind.	0	0	0	0.0	0.0	0	0	0	0/0	0.0	0	0	0.0	0	0
12/18 @ SD	1	1	18	100.0	18.0	0	0	18	2/3	118.8	0	0	0.0	0	0
12/24 vs. Cle.															
1/1/12 @ Cin.															
<b>Totals</b>	<b>1</b>	<b>1</b>	<b>18</b>	<b>100.0</b>	<b>18.0</b>	<b>0</b>	<b>0</b>	<b>18</b>	<b>2/3</b>	<b>118.8</b>	<b>1</b>	<b>2</b>	<b>2.0</b>	<b>2</b>	<b>0</b>
Playoffs															
1/15/12 vs. Hou.															
1/22/12 @ NE															
<b>Totals</b>	<b>0</b>	<b>0</b>	<b>0</b>	<b>0.0</b>	<b>0.0</b>	<b>0</b>	<b>0</b>	<b>0</b>	<b>0/0</b>	<b>0.0</b>	<b>0</b>	<b>0</b>	<b>0.0</b>	<b>0</b>	<b>0</b>

## 2 TYROD TAYLOR

**REGULAR SEASON**

**PASSING**

Year	Team	GP	GS	Att	Cmp	Yds	Cmp%	Yds/Att	TD	Int	LG	Sack/Lost	QB Rating
2011	Baltimore	3	0	1	1	18	100.0	18.0	0	0	0	2/3	118.8
<b>Totals</b>		<b>3</b>	<b>0</b>	<b>1</b>	<b>1</b>	<b>18</b>	<b>100.0</b>	<b>18.0</b>	<b>0</b>	<b>0</b>	<b>0</b>	<b>2/3</b>	<b>118.8</b>

**CAREER SINGLE-GAME HIGHS (REGULAR SEASON)**

**Most Attempts:** 1 (12/18/11 at SD)  
**Most Completions:** 1 (12/18/11 at SD)  
**Most Yards Passing:** 18 (12/18/11 at SD)  
**Longest Gain:** 18 (12/18/11 at SD)  
**Most Touchdowns:** None

**RUSHING**

Year	Team	GP	GS	No.	Yds.	Avg.	LG	TD
2011	Baltimore	3	0	1	2	2.0	2	0
<b>Totals</b>		<b>3</b>	<b>0</b>	<b>1</b>	<b>2</b>	<b>2.0</b>	<b>2</b>	<b>0</b>

**POSTSEASON**

**PASSING**

Year	Team	GP	GS	Att	Cmp	Yds	Cmp%	Yds/Att	TD	Int	LG	Sack/Lost	QB Rating
2011	Baltimore	0	0	0	0	0	0.0	0/0	0	0	0	0/0	0.0
<b>Totals</b>		<b>0</b>	<b>0</b>	<b>0</b>	<b>0</b>	<b>0</b>	<b>0.0</b>	<b>0/0</b>	<b>0</b>	<b>0</b>	<b>0</b>	<b>0/0</b>	<b>0.0</b>

# 21

# LARDARIUS WEBB

CORNERBACK/RS | 5-10 | 182

COLLEGE: NICHOLLS STATE  
EXP. (NFL/RAVENS): 3/3

HS: BEAUREGARD (OPELIKA, AL)  
GP/GS (PLAYOFFS): 45/19 (4/2)

BORN: 10/12/85, OPELIKA, AL

**2011 SEASON HIGHLIGHTS:** Recorded a career-high 68 tackles and led the team (tied for third in the AFC and eighth in the NFL) with a career-high 5 INTs for the NFL's third-ranked defense (288.9 ypg)...Baltimore was also fourth against the pass (196.3 ypg) and the league's top red zone defense...Led the team with a career-high 20 PD, had 1 sack and 1 FF...Led the team with 30 punt returns for 301 yards, including a 68-yard TD

- Returned 2 punts for 72 yards, including a career-long 68-yarder, for his first-career PR-TD, in the 24-10 victory in **game 12 at Cle. (12/4)**...Also posted 2 solo tackles against the Browns
- Produced 4 tackles (3 solo), a half-sack, 1 INT and 2 PD for a defense that recorded a franchise-record-tying 9 sacks in the 16-6 victory in **game 11 vs. SF (11/24)**...His end-zone INT prevented a SF TD as the first half expired
- Netted 2 tackles, a career-high-tying 3 PD and an INT, which he returned 73 yards for his first-career TD (part of a NFL record-tying 3 defensive TDs) in the 34-17 victory in **game 4 vs. NYJ (10/2)**
- Led the team with 10 tackles, including a career-high-tying 9 solo, and a PD in **game 2 at Ten. (9/18)**
- Started for the first time since 2009 and led the team with a career-high 11 tackles and also posted a half sack and 2 PD for a defense that forced a franchise-record 7 turnovers (4 FRs and 3 INTs) in the 35-7 victory in the **season opener vs. Pit. (9/11)**...Also had 1 KOR for 37 yards against the Steelers

**2011 POSTSEASON HIGHLIGHTS:** Posted 10 tackles, 5 PD and led the team with 3 INTs for a team that forced 7 turnovers in two playoff games...With his 3 INTs in the playoffs, Webb tied Duane Starks (2000) for most picks by a Raven in a single postseason

- Netted 6 tackles, 1 PD and 1 INT for a defense that picked off QB Tom Brady twice, not allowing him to throw a TD and held him to a 57.5 QB rating in the **AFC Championship at NE (1/22/12)**
- Tied a postseason franchise record with 2 INTs, as well as a career-high 4 PDs and 4 solo tackles for a team that forced 4 turnovers in the **Divisional Playoff vs. Hou. (1/15/12)**

### CAREER HIGHLIGHTS:

- Led the Ravens with a career-high 20 PD and 5 INTs (tied for third in the AFC and eighth in the NFL) in 2011
- Scored his first-career PR-TD on a career-long 68-yarder at Cle. (12/4/11)
- Scored his first-career INT-TD on a 73-yard INT return 10/2/11 vs. NYJ
- Recorded his first-career INT (which he returned for 32 yards) vs. Mia. (11/7/10)
- Recorded 35 KORs for 918 yards (26.2 avg.), including a 95-yard TD, in 2009
- Tallied a career-high 4 PD vs. Cle. (12/24/11)

### CAREER HIGHLIGHTS:

- *USA Today* All-Joe Team (players who are critical to their team, but don't receive Pro Bowl nods) in 2011

2011									
Game-by-Game Defense									
Ravens									
Date/Opp.	TT	Solo	As	Sacks	INT	PD	FF	FR	
9/11 vs. Pit.	11	9	2	0.5-4.5	0-0	2	0	0	
9/18 @ Ten.	10	9	1	0-0	0-0	1	0	0	
9/25 @ STL	4	4	0	0-0	1-0	1	0	0	
10/2 vs. NYJ	2	1	1	0-0	1-73t	3	0	0	
10/16 vs. Hou.	7	6	1	0-0	0-0	0	1	0	
10/24 @ Jax.	2	0	2	0-0	0-0	0	0	0	
10/30 vs. Ari.	2	2	0	0-0	0-0	1	0	0	
11/6 @ Pit.	6	6	0	0-0	0-0	0	0	0	
11/13 @ Sea.	4	2	2	0-0	0-0	2	0	0	
11/20 vs. Cin.	4	4	0	0-0	1-4	2	0	0	
11/24 vs. SF	4	3	1	0.5-1	1-0	2	0	0	
12/4 @ Cle.	2	2	0	0-0	0-0	0	0	0	
12/11 vs. Ind.	5	5	0	0-0	0-0	0	0	0	
12/18 @ SD	0	0	0	0-0	0-0	0	0	0	
12/24 vs. Cle.	2	2	0	0-0	1-4	4	0	0	
1/1/12 @ Cin.	3	0	3	0-0	0-0	2	0	0	
<b>Totals</b>	<b>68</b>	<b>55</b>	<b>13</b>	<b>1-5.5</b>	<b>5-81</b>	<b>20</b>	<b>1</b>	<b>0</b>	
Playoffs									
1/15/12 vs. Hou.	4	4	0	0-0	2-1	4	0	0	
1/22/12 @ NE	6	4	2	0-0	1-0	1	0	0	
<b>Totals</b>	<b>10</b>	<b>8</b>	<b>2</b>	<b>0-0</b>	<b>3-1</b>	<b>5</b>	<b>0</b>	<b>0</b>	

# 21 LARDARIUS WEBB

**2011**  
**Game-by-Game**  
**Ravens**  
**Punt Returns**

Date/Opp.	No.	FC	Yards	Avg.	LG	TD
9/11 vs. Pit.	0	1	0	0.0	0	0
9/18 @ Ten.	1	1	4	4.0	4	0
9/25 @ STL	5	1	55	11.0	29	0
10/2 vs. NYJ	0	0	0	0.0	0	0
10/16 vs. Hou.	0	1	0	0.0	0	0
10/24 @ Jax.	2	2	6	3.0	4	0
10/30 vs. Ari.	1	0	7	7.0	7	0
11/6 @ Pit.	1	2	3	3.0	3	0
11/13 @ Sea.	4	1	30	7.5	11	0
11/20 vs. Cin.	3	3	6	2.0	4	0
11/24 vs. SF	5	0	48	9.6	18	0
12/4 @ Cle.	2	4	72	36.0	68t	1
12/11 vs. Ind.	3	0	59	19.7	27	0
12/18 @ SD	0	0	0	0.0	0	0
12/24 vs. Cle.	2	3	0	0.0	0	0
1/1/12 @ Cin.	1	1	11	11.0	11	0
<b>Totals</b>	<b>30</b>	<b>20</b>	<b>301</b>	<b>10.0</b>	<b>68t</b>	<b>1</b>

**Playoffs**

1/15/12 vs. Hou.	0	4	0	0.0	0	0
1/22/12 @ NE	1	0	4	4.0	4	0
<b>Totals</b>	<b>1</b>	<b>4</b>	<b>1</b>	<b>4.0</b>	<b>4</b>	<b>0</b>

**2011**  
**Game-by-Game**  
**Ravens**  
**Kickoff Returns**

Date/Opp.	No.	Yards	Avg.	LG	TD
9/11 vs. Pit.	1	37	37.0	37	0
9/18 @ Ten.	0	0	0.0	0	0
9/25 @ STL	0	0	0.0	0	0
10/2 vs. NYJ	0	0	0.0	0	0
10/16 vs. Hou.	0	0	0.0	0	0
10/24 @ Jax.	0	0	0.0	0	0
10/30 vs. Ari.	0	0	0.0	0	0
11/6 @ Pit.	0	0	0.0	0	0
11/13 @ Sea.	0	0	0.0	0	0
11/20 vs. Cin.	0	0	0.0	0	0
11/24 vs. SF	0	0	0.0	0	0
12/4 @ Cle.	0	0	0.0	0	0
12/11 vs. Ind.	0	0	0.0	0	0
12/18 @ SD	0	0	0.0	0	0
12/24 vs. Cle.	0	0	0.0	0	0
1/1/12 @ Cin.	1	22	22.0	22	0
<b>Totals</b>	<b>2</b>	<b>59</b>	<b>29.5</b>	<b>37</b>	<b>0</b>

**Playoffs**

1/15/12 vs. Hou.	1	25	25.0	25	0
1/22/12 @ NE	0	0	0.0	0	0
<b>Totals</b>	<b>1</b>	<b>25</b>	<b>25.0</b>	<b>25</b>	<b>0</b>

## 21 LARDARIUS WEBB

### REGULAR SEASON

Year	Team	GP	GS	TACKLES				INTERCEPTIONS				FUMBLES				
				TT	Solo	Asst	SK	Yards	No.	Yds.	Lg	TDs	PD	FF	FR	Yds.
2009	Baltimore	14	4	36	25	11	1	4	0	0	0	0	6	0	0	0
2010	Baltimore	15	0	60	56	4	0	0	2	32	0	0	11	0	0	0
2011	Baltimore	16	15	68	55	13	1	5.5	*5	*81	73t	1	*20	1	0	0
<b>Totals</b>		<b>45</b>	<b>19</b>	<b>164</b>	<b>136</b>	<b>28</b>	<b>2</b>	<b>9.5</b>	<b>7</b>	<b>113</b>	<b>73t</b>	<b>1</b>	<b>37</b>	<b>1</b>	<b>0</b>	<b>0</b>

\*LED TEAM

SPECIAL TEAMS TACKLES (11): 2009 (11)

### CAREER SINGLE-GAME HIGHS (REGULAR SEASON)

<b>Total Tackles:</b> 11 (9/11/11 vs. Pit.)	<b>Solo Tackles:</b> 9 3 times (last: 9/18/11 at Ten.)
<b>Sacks:</b> 1 (11/16/09 at Cle.)	<b>INTs:</b> 1 7 times (last: 12/24/11 vs. Cle.)
<b>Forced Fumbles:</b> None	<b>Fumble Recoveries:</b> None
<b>Passes Defensed:</b> 4 (12/24/11 vs. Cle.)	

Year	Team	GP	GS	KICKOFF RETURNS					PUNT RETURNS					
				No.	Yds.	Avg.	LG	TD	No.	FC	Yds.	Avg.	LG	TD
2009	Baltimore	14	4	35	918	26.2	95t	1	0	0	-1	-1.0	-1	0
2010	Baltimore	15	0	0	0	0.0	0	0	21	12	199	9.5	35	0
2011	Baltimore	16	15	2	59	29.5	37	0	30	20	301	10.0	68t	1
<b>Totals</b>		<b>45</b>	<b>19</b>	<b>37</b>	<b>977</b>	<b>26.4</b>	<b>95t</b>	<b>1</b>	<b>51</b>	<b>32</b>	<b>499</b>	<b>9.8</b>	<b>68t</b>	<b>1</b>

### POSTSEASON

Year	Team	GP	GS	TACKLES				INTERCEPTIONS				FUMBLES				
				TT	Solo	Asst	SK	Yards	No.	Yds.	Lg	TDs	PD	FF	FR	Yds.
2009	Baltimore															
2010	Baltimore	2	0	5	5	0	0	0	0	0	0	0	0	0	0	0
2011	Baltimore	2	2	10	8	2	0	0	3	1	1	0	5	0	0	0
<b>Totals</b>		<b>4</b>	<b>2</b>	<b>15</b>	<b>13</b>	<b>2</b>	<b>0</b>	<b>0</b>	<b>3</b>	<b>1</b>	<b>1</b>	<b>0</b>	<b>5</b>	<b>0</b>	<b>0</b>	<b>0</b>

Year	Team	GP	GS	KICKOFF RETURNS					PUNT RETURNS							
				No.	Yds.	Avg.	LG	TD	No.	FC	Yds.	Avg.	LG	TD		
2009	Baltimore															
2010	Baltimore	2	0	2	59	29.5	38	0	2	1	37	18.5	36	0		
2011	Baltimore	2	2	1	25	25.0	25	0	1	4	4	4.0	4	0		
<b>Totals</b>		<b>4</b>	<b>2</b>	<b>3</b>	<b>84</b>	<b>28.0</b>	<b>38</b>	<b>0</b>	<b>3</b>	<b>5</b>	<b>41</b>	<b>13.7</b>	<b>36</b>	<b>0</b>		

# 29

## CARY WILLIAMS

CORNERBACK | 6-1 | 190

COLLEGE: WASHBURN

HS: CHAMINADE-MADONNA (HOLLYWOOD, FL)

BORN: 12/23/84, MIAMI, FL

EXP. (NFL/RAVENS): 3/3

GP/GS (PLAYOFFS): 39/17 (6/2)

**2011 SEASON HIGHLIGHTS:** Started all 16 games and established career highs in every category with 77 tackles (third on team), 18 PD (second on team) and 2 FFs for the NFL's third-ranked defense (288.9 ypg)...Baltimore was also fourth against the pass (196.3 ypg) and the league's top red zone defense

- Produced 6 tackles (5 solo) and a career-high 4 PD for a defense that forced 3 turnovers in the 31-24 victory in **game 10 vs. Cin. (11/20)**
- Recorded 2 solo tackles and 2 PD in the 23-20 win in **game 8 at Pit. (11/6)**
- Led the team with a career-high 8 solo tackles and had a FF for a defense that forced 4 turnovers and tied an NFL record with 3 defensive TDs in the 34-17 victory in **game 4 vs. NYJ (10/2)**
- Produced 2 solo tackles for a defense that produced 5 sacks and held the Rams to 244 total yards in **game 3 at STL (9/25)**
- Started and netted 5 tackles (4 solo) and a PD for a defense that forced a career-high 7 turnovers (4 FRs and 3 INTs) in the 35-7 victory in the **season opener vs. Pit. (9/11)**

**2011 POSTSEASON HIGHLIGHTS:** Totaled 10 tackles for a team that forced 7 turnovers in two playoff games

- Posted a postseason career-high 7 tackles for a defense that picked off QB Tom Brady twice, not allowing him to throw a TD and held him to a 57.5 QB rating in the **AFC Championship at NE (1/22/12)**
- Produced 3 solo tackles for a defense that forced 4 turnovers (3 INTs and 1 FR) in the **Divisional Playoff vs. Hou. (1/15/12)**... Also recorded a special teams tackle and a FF (which was recovered by the Ravens)

### CAREER HIGHLIGHTS:

- Recorded a career-high 4 PD vs. Cin. (11/20/11)
- Posted a career-high 9 total tackles and had a PD from scrimmage at NE (10/18/09) while playing for Tennessee

#### 2011 Game-by-Game Defense Ravens

Date/Opp.	TT	Solo	As	Sacks	INT	PD	FF	FR
9/11 vs. Pit.	5	4	1	0-0	0-0	1	0	0
9/18 @ Ten.	8	4	4	0-0	0-0	0	0	0
9/25 @ STL	2	2	0	0-0	0-0	0	0	0
10/2 vs. NYJ	8	8	0	0-0	0-0	0	1	0
10/16 vs. Hou.	5	5	0	0-0	0-0	1	0	0
10/24 @ Jax.	7	4	3	0-0	0-0	1	0	0
10/30 vs. Ari.	3	2	1	0-0	0-0	1	0	0
11/6 @ Pit.	2	2	0	0-0	0-0	2	0	0
11/13 @ Sea.	4	4	0	0-0	0-0	2	0	0
11/20 vs. Cin.	6	5	1	0-0	0-0	4	0	0
11/24 vs. SF	3	3	0	0-0	0-0	0	0	0
12/4 @ Cle.	4	3	1	0-0	0-0	1	0	0
12/11 vs. Ind.	4	2	2	0-0	0-0	2	0	0
12/18 @ SD	7	6	1	0-0	0-0	0	1	0
12/24 vs. Cle.	3	1	2	0-0	0-0	0	0	0
1/1/12 @ Cin.	6	6	0	0-0	0-0	3	0	0
<b>Totals</b>	<b>77</b>	<b>61</b>	<b>16</b>	<b>0-0</b>	<b>0-0</b>	<b>18</b>	<b>2</b>	<b>0</b>
<b>Playoffs</b>								
1/15/12 vs. Hou.	3	3	0	0-0	0-0	0	0	0
1/22/12 @ NE	7	2	5	0-0	0-0	0	0	0
<b>Totals</b>	<b>10</b>	<b>5</b>	<b>5</b>	<b>0-0</b>	<b>0-0</b>	<b>0</b>	<b>0</b>	<b>0</b>

## 29 CARY WILLIAMS

### REGULAR SEASON

Year	Team	GP	GS	TACKLES				INTERCEPTIONS				FUMBLES					
				TT	Solo	Asst	SK	Yards	No	Yds.	Lg	TDs	PD	FF	FR	Yds.	
2008	Tennessee	1	0	0	0	0	0	0	0	0	0	0	0	0	0	0	0
2009	Ten./Bal.	9	1	13	7	6	0	0	0	0	0	1	0	0	0	0	0
2010	Baltimore	13	0	0	0	0	0	0	0	0	0	0	0	0	0	0	0
2011	Baltimore	16	16	77	61	16	0	0	0	0	0	18	2	0	0	0	0
<b>Totals</b>		<b>39</b>	<b>17</b>	<b>90</b>	<b>68</b>	<b>22</b>	<b>0</b>	<b>0</b>	<b>0</b>	<b>0</b>	<b>0</b>	<b>19</b>	<b>2</b>	<b>0</b>	<b>0</b>	<b>0</b>	<b>0</b>

**SPECIAL TEAMS TACKLES (11):** 2008 (0); 2009 (5); 2010 (6)

### CAREER SINGLE-GAME HIGHS (REGULAR SEASON)

<b>Total Tackles:</b>	9 (10/18/09 at NE)
<b>Sacks:</b>	None
<b>Forced Fumbles:</b>	1 2 times (last: 12/18/11 at SD)
<b>Passes Defended:</b>	4 (11/20/11 vs. Cin.)
<b>Solo Tackles:</b>	8 (10/2/11 vs. NYJ)
<b>INTs:</b>	None
<b>Fumble Recoveries:</b>	None

**Additional Statistics:** Has a pass reception for 13 yards, off a fake punt (11/7/10 vs. Mia.)

### POSTSEASON

Year	Team	GP	GS	TACKLES				INTERCEPTIONS				FUMBLES					
				TT	Solo	Asst	SK	Yards	No	Yds.	Lg	TDs	PD	FF	FR	Yds.	
2009	Baltimore	2	0	0	0	0	0	0	0	0	0	0	0	0	0	0	0
2010	Baltimore	2	0	0	0	0	0	0	0	0	0	0	0	0	0	0	0
2011	Baltimore	2	2	10	5	5	0	0	0	0	0	0	0	0	0	0	0
<b>Totals</b>		<b>6</b>	<b>2</b>	<b>10</b>	<b>5</b>	<b>5</b>	<b>0</b>	<b>0</b>	<b>0</b>	<b>0</b>	<b>0</b>	<b>0</b>	<b>0</b>	<b>0</b>	<b>0</b>	<b>0</b>	<b>0</b>



# 15

## LAQUAN WILLIAMS

WIDE RECEIVER | 6-0 | 200

COLLEGE: MARYLAND

HS: BALTO. POLYTECHNIC INST. (BALTIMORE, MD)

BORN: 6/27/88, BALTIMORE, MD

EXP. (NFL/RAVENS): ROOKIE

GP/GS (PLAYOFFS): 12/0 (2/0)

**2011 SEASON HIGHLIGHTS:** Saw action in 12 games after becoming one of two rookie free agents (OLB Michael McAdoo) to make the Ravens' 53-man opening-day roster...Finished the season with 4 receptions for 46 yards, 5 KORs for 109 yards (21.8 avg.) and produced 4 special teams tackles

- Established career highs with 2 receptions for 28 yards in the 23-20 win in **game 8 at Pit. (11/6)**
- Pulled in his first-career reception (good for 7 yards) and had 2 KORs for 60 yards in the 37-7 victory in **game 3 at STL (9/25)**
- Saw action in his first-career NFL game and posted a special teams tackle in in the **season opener vs. Pit. (9/11)**

**2011 POSTSEASON HIGHLIGHTS:** Saw action on special teams in both playoff games, producing a solo tackle and a FF, which was recovered by the Ravens

**CAREER HIGHLIGHTS:**

- Established career highs with 2 receptions for 28 yards in the 23-20 win at Pit. (11/6/11)
- Pulled in his first-career reception at STL (9/25/11)
- Saw action in his first-career NFL game vs. Pit. (9/11/11)
- Was one of two rookie free agents (OLB Michael McAdoo) to make the Ravens' 53-man opening-day roster

**2011 Game-by-Game Ravens**

Date/Opp.	Receiving					Rushing				
	No.	Yds	Avg.	LG	TD	Rec.	Yds	Avg.	LG	TD
9/11 vs. Pit.	0	0	0.0	0	0	0	0	0.0	0	0
9/18 @ Ten.	0	0	0.0	0	0	0	0	0.0	0	0
9/25 @ STL	1	7	7.0	7	0	0	0	0.0	0	0
10/2 vs. NYJ	1	11	11.0	11	0	0	0	0.0	0	0
10/16 vs. Hou.	0	0	0.0	0	0	0	0	0.0	0	0
10/24 @ Jax.	0	0	0.0	0	0	0	0	0.0	0	0
10/30 vs. Ari.	0	0	0.0	0	0	0	0	0.0	0	0
11/6 @ Pit.	2	28	14.0	15	0	0	0	0.0	0	0
11/13 @ Sea.	0	0	0.0	0	0	0	0	0.0	0	0
11/20 vs. Cin.	0	0	0.0	0	0	0	0	0.0	0	0
11/24 vs. SF	0	0	0.0	0	0	0	0	0.0	0	0
12/4 @ Cle.	INACTIVE									
12/11 vs. Ind.	INACTIVE									
12/18 @ SD	INACTIVE									
12/24 vs. Cle.	INACTIVE									
1/1/12 @ Cin.	0	0	0.0	0	0	0	0	0.0	0	0
<b>Totals</b>	<b>4</b>	<b>46</b>	<b>11.5</b>	<b>15</b>	<b>0</b>	<b>0</b>	<b>0</b>	<b>0.0</b>	<b>0</b>	<b>0</b>
<b>Playoffs</b>										
1/15/12 vs. Hou.	0	0	0.0	0	0	0	0	0.0	0	0
1/22/12 @ NE	0	0	0.0	0	0	0	0	0.0	0	0
<b>Totals</b>	<b>0</b>	<b>0</b>	<b>0.0</b>	<b>0</b>	<b>0</b>	<b>0</b>	<b>0</b>	<b>0.0</b>	<b>0</b>	<b>0</b>

**2011 Game-by-Game Special Teams Ravens**

Date/Opp.	TT	Solo	As	FF	FR	BK
9/11 vs. Pit.	1	1	0	0	0	0
9/18 @ Ten.	0	0	0	0	0	0
9/25 @ STL	0	0	0	0	0	0
10/2 vs. NYJ	1	1	0	0	0	0
10/16 vs. Hou.	0	0	0	0	0	0
10/24 @ Jax.	0	0	0	0	0	0
10/30 vs. Ari.	0	0	0	0	0	0
11/6 @ Pit.	0	0	0	0	0	0
11/13 @ Sea.	0	0	0	0	0	0
11/20 vs. Cin.	0	0	0	0	0	0
11/24 vs. SF	0	0	0	0	0	0
12/4 @ Cle.	INACTIVE					
12/11 vs. Ind.	INACTIVE					
12/18 @ SD	INACTIVE					
12/24 vs. Cle.	INACTIVE					
1/1/12 @ Cin.	2	1	1	0	0	0
<b>Totals</b>	<b>4</b>	<b>3</b>	<b>1</b>	<b>0</b>	<b>0</b>	<b>0</b>
<b>Playoffs</b>						
1/15/12 vs. Hou.	0	0	0	0	0	0
1/22/12 @ NE	1	1	0	1	0	0
<b>Totals</b>	<b>1</b>	<b>1</b>	<b>0</b>	<b>1</b>	<b>0</b>	<b>0</b>

## 15 LAQUAN WILLIAMS

**REGULAR SEASON**

Year	Teams	GP	GS	RECEIVING					RUSHING				
				No.	Yds.	Avg.	LG	TD	No.	Yds.	Avg.	LG	TD
2011	Baltimore	12	0	4	46	11.5	15	0	0	0	0.0	0	0
<b>Totals</b>		<b>12</b>	<b>0</b>	<b>4</b>	<b>46</b>	<b>11.5</b>	<b>15</b>	<b>0</b>	<b>0</b>	<b>0</b>	<b>0.0</b>	<b>0</b>	<b>0</b>

SPECIAL TEAMS TACKLES (4): 2011 (4)

**CAREER SINGLE-GAME HIGHS (REGULAR SEASON)**

RECEIVING	RUSHING
Receptions: 2 (11/6/11 at Pit.)	Carries: None
Yardage: 28 (11/6/11 at Pit.)	Yardage: None
Long Gain: 15 (11/6/11 at Pit.)	Long Gain: None
Touchdowns: None	Touchdowns: None

**POSTSEASON**

Year	Teams	GP	GS	RECEIVING					RUSHING				
				No.	Yds.	Avg.	LG	TD	No.	Yds.	Avg.	LG	TD
2011	Baltimore	2	0	0	0	0.0	0	0	0	0	0.0	0	0
<b>Totals</b>		<b>2</b>	<b>0</b>	<b>0</b>	<b>0</b>	<b>0.0</b>	<b>0</b>	<b>0</b>	<b>0</b>	<b>0</b>	<b>0.0</b>	<b>0</b>	<b>0</b>

**2011 Game-by-Game Ravens Kickoff Returns**

Date/Opp.	No.	Yards	Avg.	LG	TD
9/11 vs. Pit.	0	0	0.0	0	0
9/18 @ Ten.	0	0	0.0	0	0
9/25 @ STL	2	60	30.0	37	0
10/2 vs. NYJ	3	49	16.3	19	0
10/16 vs. Hou.	0	0	0.0	0	0
10/24 @ Jax.	0	0	0.0	0	0
10/30 vs. Ari.	0	0	0.0	0	0
11/6 @ Pit.	0	0	0.0	0	0
11/13 @ Sea.	0	0	0.0	0	0
11/20 vs. Cin.	0	0	0.0	0	0
11/24 vs. SF	0	0	0.0	0	0
12/4 @ Cle.	INACTIVE				
12/11 vs. Ind.	INACTIVE				
12/18 @ SD	INACTIVE				
12/24 vs. Cle.	INACTIVE				
1/1/12 @ Cin.	0	0	0.0	0	0
<b>Totals</b>	<b>5</b>	<b>109</b>	<b>21.8</b>	<b>37</b>	<b>0</b>
<b>Playoffs</b>					
1/15/12 vs. Hou.	0	0	0.0	0	0
1/22/12 @ NE	0	0	0.0	0	0
<b>Totals</b>	<b>0</b>	<b>0</b>	<b>0.0</b>	<b>0</b>	<b>0</b>

# 34

# RICKY WILLIAMS

**RUNNING BACK | 5-10 | 230**

**COLLEGE: TEXAS**

**HS: PATRICK HENRY (SAN DIEGO, CA)**

**BORN: 5/21/77, SAN DIEGO, CA**

**EXP. (NFL/RAVENS): 11/1**

**GP/GS (PLAYOFFS): 147/83 (4/0)**

**2011 SEASON HIGHLIGHTS:** Saw action in all 16 games and became just the 26th player in NFL history to rush for 10,000 yards after finishing second on the team with 108 carries for 444 yards and 2 TDs...Also pulled in 13 receptions for 83 yards in his first season with the Ravens

- Became just the 26th player in NFL history to rush for 10,000 yards (finished the game with 10,009 yards) after carrying the ball 6 times for 28 yards in the **season finale at Cin. (1/1/12)**
- Recorded season highs with 16 carries for 76 yards and a TD, as part of a 290-yard rushing day (third most in franchise history), in the 24-10 victory in **game 12 at Cle. (12/4)**
- Carried the ball 4 times for 29 yards (7.3 avg.) and pulled in 2 receptions for 8 yards in the 30-27 victory in **game 7 vs. Ari. (10/30)**
- Recorded 2 carries for 8 yards and his first TD as a Raven in the 29-14 victory in **game 5 vs. Hou. (10/16)**
- Finished second on the team with 5 rushing attempts for 42 yards (8.4 avg.) and had 1 reception for 11 yards, as part of an offense that produced a Ravens' franchise-record 553 total yards, in the 37-7 victory in **game 3 at STL (9/25)**
- Saw action in his first game as a Raven and carried the ball 12 times for 63 yards (5.3 avg.) and pulled in 1 reception for 4 yards in the 35-7 victory in the **season opener vs. Pit. (9/11)**

**2011 POSTSEASON HIGHLIGHTS:** Carried the ball 12 times for 49 yards in two playoff games

**CAREER HIGHLIGHTS:**

- Is just the 26th player in NFL history (third active) to rush for 10,000 yards
- Led the NFL in rushing with 1,853 yards and 16 TDs in 2002
- Owns the top-two single-season totals in Dolphins history for rushing yards (1,853 in 2002 and 1,372 in 2003) and rushing attempts (392 in 2003 and 383 in 2002)
- Scored 16 rushing TDs in 2002, the most in a single season in Dolphins history
- Owns the most 100-yard rushing games in Dolphins history (24) and the most in a single season in Dolphins history (10 in 2002)
- Ranks second in Miami Dolphins history with 6,436 rushing yards (Larry Czonka - 6,737) and rushing TDs with 48 (Czonka - 53)
- Posted the most total yards from scrimmage in a single season in Dolphins history with 2,216 (1,853 rushing and 363 receiving) in 2002

**CAREER HONORS:**

- Pro Bowl (2002)
- NFC Offensive Player of the Month (Oct. 2001)
- AFC Offensive Player of the Week (Week 11, 2009)
- AFC Offensive Player of the Week (Week 14, 2002)
- AFC Offensive Player of the Week (Week 12, 2002)

2011 Game-by-Game Ravens										
Date/Opp.	Rushing					Receiving				
	No.	Yds	Avg.	LG	TD	Rec.	Yds	Avg.	LG	TD
9/11 vs. Pit.	12	63	5.3	26	0	1	4	4.0	4	0
9/18 @ Ten.	4	2	0.5	3	0	0	0	0.0	0	0
9/25 @ STL	5	42	8.4	28	0	1	11	11.0	11	0
10/2 vs. NYJ	12	49	4.1	9	0	0	0	0.0	0	0
10/16 vs. Hou.	2	8	4.0	4t	1	0	0	0.0	0	0
10/24 @ Jax.	3	5	1.7	4	0	0	0	0.0	0	0
10/30 vs. Ari.	4	29	7.3	24	0	2	8	4.0	4	0
11/6 @ Pit.	9	24	2.7	9	0	1	11	11.0	11	0
11/13 @ Sea.	3	8	2.7	7	0	3	24	8.0	12	0
11/20 vs. Cin.	5	3	0.6	3	0	1	5	5.0	5	0
11/24 vs. SF	7	29	4.1	12	0	1	-1	-1.0	-1	0
12/4 @ Cle.	16	76	4.8	15	1	0	0	0.0	0	0
12/11 vs. Ind.	7	13	1.9	6	0	0	0	0.0	0	0
12/18 @ SD	3	20	6.7	8	0	1	0	0.0	0	0
12/24 vs. Cle.	10	45	4.5	14	0	2	21	10.5	18	0
1/1/12 @ Cin.	6	28	4.7	10	0	0	0	0.0	0	0
<b>Totals</b>	<b>108</b>	<b>444</b>	<b>4.1</b>	<b>28</b>	<b>2</b>	<b>13</b>	<b>83</b>	<b>6.4</b>	<b>12</b>	<b>0</b>
Playoffs										
1/15/12 vs. Hou.	6	27	4.5	5	0	0	0	0.0	0	0
1/22/12 @ NE	6	22	3.7	9	0	0	0	0.0	0	0
<b>Totals</b>	<b>12</b>	<b>49</b>	<b>4.1</b>	<b>9</b>	<b>0</b>	<b>0</b>	<b>0</b>	<b>0.0</b>	<b>0</b>	<b>0</b>

# 34 RICKY WILLIAMS

## 34 RICKY WILLIAMS

### REGULAR SEASON

Year	Teams	RUSHING							RECEIVING				
		GP	GS	No.	Yds.	Avg.	LG	TD	No.	Yds.	Avg.	LG	TD
1999	New Orleans	12	12	253	884	3.5	25	2	28	172	6.1	29	0
2000	New Orleans	10	10	248	1,000	4.0	26t	8	44	409	9.3	24	1
2001	New Orleans	16	16	313	1,245	4.0	46	6	60	511	8.5	42	1
2002	Miami	16	16	383	1,853	4.8	63t	16	47	383	7.7	52	1
2003	Miami	16	16	392	1,372	3.5	45	9	50	351	7.0	59	1
2004	Miami	RESERVE/RETIRED											
2005	Miami	12	3	168	743	4.4	35	6	17	93	5.5	19	0
2006	Toronto (CFL)	PLAYED IN THE CANADIAN FOOTBALL LEAGUE											
2007	Miami	1	0	6	15	2.5	6	0	0	0	0.0	0	0
2008	Miami	16	3	160	659	4.1	51t	4	29	219	7.6	47	1
2009	Miami	16	7	241	1,121	4.7	68t	11	35	264	7.5	59	2
2010	Miami	16	0	159	673	4.2	45t	2	19	141	7.4	28t	1
2011	Baltimore	16	0	108	444	4.1	28	2	13	83	6.4	12	0
<b>Totals</b>		<b>147</b>	<b>83</b>	<b>2,431</b>	<b>10,009</b>	<b>4.1</b>	<b>68t</b>	<b>66</b>	<b>342</b>	<b>2,606</b>	<b>7.6</b>	<b>59</b>	<b>8</b>

**Additional Statistics:** Has 3 passing attempts (1 completion) for 34 yards and 1 INT

### CAREER SINGLE-GAME HIGHS (REGULAR SEASON)

#### RUSHING

##### Carries:

42 (9/21/03 vs. Buf.)

##### Yardage:

228 (12/1/02 at Buf.)

##### Long Gain:

68t (10/25/09 vs. NO)

##### Touchdowns:

3 2 times (last: 10/22/00 at Atl.)

#### RECEIVING

##### Receptions:

9 2 times (last: 10/29/00 at Ari.)

##### Yardage:

92 (10/29/00 at Ari.)

##### Long Gain:

59 2 times (last: 12/28/03 vs. NYJ)

##### Touchdowns:

1 8 times (last: 10/4/10 vs. NE)

### POSTSEASON

Year	Team	RUSHING							RECEIVING				
		GP	GS	No.	Yds.	Avg.	LG	TD	No.	Yds.	Avg.	LG	TD
2000	New Orleans	1	0	6	14	2.3	7	0	1	2	2.0	2	0
2008	Miami	1	0	4	17	4.3	7	0	1	8	8.0	8	0
2011	Baltimore	2	0	12	49	4.1	9	0	0	0	0.0	0	0
<b>Totals</b>		<b>4</b>	<b>0</b>	<b>22</b>	<b>80</b>	<b>3.6</b>	<b>9</b>	<b>0</b>	<b>2</b>	<b>10</b>	<b>5.0</b>	<b>8</b>	<b>0</b>

# 87

## KRIS WILSON

TIGHT END | 6-2 | 245

COLLEGE: PITTSBURGH  
EXP. (NFL/RAVENS): 8/1

HS: J.P. MCCASKEY (LANCASTER, PA)  
GP/GS (PLAYOFFS): 97/30 (6/4)

BORN: 8/22/81, HARRISBURG, PA

**2011 SEASON HIGHLIGHTS:** Saw action in all 16 games and recorded 4 solo special teams tackles

- Tied for the team lead (Emanuel Cook) with 2 solo special teams tackles in the 20-14 victory in **game 15 vs. Cle. (12/24)**
- Recorded a solo special teams tackle in the 24-10 victory in **game 12 at Cle. (12/4)**
- Saw action on special teams in **game 9 at Sea. (11/13)** and in the 30-27 victory in **game 7 vs. Ari. (10/30)** and **game 6 at Jax. (10/24)**
- Saw action from scrimmage and posted a special teams tackle in the 29-14 victory in **game 5 vs. Hou. (10/16)**
- Played on special teams and saw action from scrimmage in the 34-17 victory in **game 4 vs. NYJ (10/2)**

**2011 POSTSEASON HIGHLIGHTS:** Saw action in both playoff games (started at NE), recording 1 reception for 1 yard and a TD

- Pulled in a 1-yard TD, his first reception as a Raven, in the 20-13 victory in the **Divisional Playoff vs. Hou. (1/15/12)**

**CAREER HIGHLIGHTS:**

- Has played in 97 career games, making 30 starts as a FB, TE and H-back
- Key contributor to a San Diego attack that averaged an NFL-high 395.6 yards of offense per game in 2010, including 282.4 passing ypg (No. 2 in the league)

**2011 Game-by-Game Ravens**

Date/Opp.	Receiving					Rushing				
	No.	Yds	Avg.	LG	TD	Rec.	Yds	Avg.	LG	TD
9/11 vs. Pit.	0	0	0.0	0	0	0	0	0.0	0	0
9/18 @ Ten.	0	0	0.0	0	0	0	0	0.0	0	0
9/25 @ STL	0	0	0.0	0	0	0	0	0.0	0	0
10/2 vs. NYJ	0	0	0.0	0	0	0	0	0.0	0	0
10/16 vs. Hou.	0	0	0.0	0	0	0	0	0.0	0	0
10/24 @ Jax.	SAW ACTION ON SPECIAL TEAMS									
10/30 vs. Ari.	SAW ACTION ON SPECIAL TEAMS									
11/6 @ Pit.	INACTIVE									
11/13 @ Sea.	SAW ACTION ON SPECIAL TEAMS									
11/20 vs. Cin.	0	0	0.0	0	0	0	0	0.0	0	0
11/24 vs. SF	0	0	0.0	0	0	0	0	0.0	0	0
12/4 @ Cle.	SAW ACTION ON SPECIAL TEAMS									
12/11 vs. Ind.	SAW ACTION ON SPECIAL TEAMS									
12/18 @ SD	SAW ACTION ON SPECIAL TEAMS									
12/24 vs. Cle.	SAW ACTION ON SPECIAL TEAMS									
1/1/12 @ Cin.	0	0	0.0	0	0	0	0	0.0	0	0
<b>Totals</b>	<b>0</b>	<b>0</b>	<b>0.0</b>	<b>0</b>	<b>0</b>	<b>0</b>	<b>0</b>	<b>0.0</b>	<b>0</b>	<b>0</b>
<b>Playoffs</b>										
1/15/12 vs. Hou.	1	1	1.0	1	1	0	0	0.0	0	0
1/22/12 @ NE	0	0	0.0	0	0	0	0	0.0	0	0
<b>Totals</b>	<b>1</b>	<b>1</b>	<b>1.0</b>	<b>1</b>	<b>1</b>	<b>0</b>	<b>0</b>	<b>0.0</b>	<b>0</b>	<b>0</b>

**2011 Game-by-Game Special Teams Ravens**

Date/Opp.	TT	Solo	As	FF	FR	BK
9/18 @ Ten.	0	0	0	0	0	0
9/25 @ STL	0	0	0	0	0	0
10/2 vs. NYJ	0	0	0	0	0	0
10/16 vs. Hou.	1	1	0	0	0	0
10/24 @ Jax.	0	0	0	0	0	0
10/30 vs. Ari.	0	0	0	0	0	0
11/6 @ Pit.	INACTIVE					
11/13 @ Sea.	0	0	0	0	0	0
11/20 vs. Cin.	0	0	0	0	0	0
11/24 vs. SF	0	0	0	0	0	0
12/4 @ Cle.	1	1	0	0	0	0
12/11 vs. Ind.	0	0	0	0	0	0
12/18 @ SD	0	0	0	0	0	0
12/24 vs. Cle.	2	2	0	0	0	0
1/1/12 @ Cin.	0	0	0	0	0	0
<b>Totals</b>	<b>4</b>	<b>4</b>	<b>0</b>	<b>0</b>	<b>0</b>	<b>0</b>
<b>Playoffs</b>						
1/15/12 vs. Hou.	0	0	0	0	0	0
1/22/12 @ NE	0	0	0	0	0	0
<b>Totals</b>	<b>0</b>	<b>0</b>	<b>0</b>	<b>0</b>	<b>0</b>	<b>0</b>

## 87 KRIS WILSON

**REGULAR SEASON**

RECEIVING

Year	Team	GP	GS	No.	Yds.	Avg.	LG	TD
2004	Kansas City	3	0	0	0	0.0	0	0
2005	Kansas City	14	1	3	33	11.0	16	0
2006	Kansas City	16	10	15	132	8.8	19	3
2007	Kansas City	16	12	24	180	7.5	31	1
2008	San Diego	3	0	0	0	0.0	0	0
2009	San Diego	16	0	4	28	7.0	21	1
2010	San Diego	14	7	6	73	12.2	37	0
2011	Baltimore	15	0	0	0	0.0	0	0
<b>Totals</b>		<b>97</b>	<b>30</b>	<b>52</b>	<b>446</b>	<b>8.6</b>	<b>37</b>	<b>5</b>

SPECIAL TEAMS TACKLES (5): 2008 (1); 2011 (4)

**CAREER SINGLE-GAME HIGHS (REGULAR SEASON)**

Receptions:

4 (9/18/07 at Chi.)

Long gain:

37 (11/7/10 at Hou.)

Yardage:

37 (11/7/10 at Hou.)

Touchdowns:

1 5 times (last: 11/8/09 at NYG)

**POSTSEASON**

RECEIVING

Year	Team	GP	GS	No.	Yds.	Avg.	LG	TD
2006	Kansas City	1	1	2	29	14.5	24	0
2008	San Diego	2	2	0	0	0.0	0	0
2009	San Diego	1	0	1	13	13.0	13t	1
2011	Baltimore	2	1	1	1	1.0	1t	1
<b>Totals</b>		<b>6</b>	<b>4</b>	<b>4</b>	<b>43</b>	<b>10.8</b>	<b>24</b>	<b>2</b>

# 73

## MARSHAL YANDA

GUARD/TACKLE | 6-3 | 315

COLLEGE: IOWA

HS: ANAMOSA (IA)

BORN: 9/15/84, CEDAR RAPIDS, IA

EXP. (NFL/RAVENS): 5/5

GP/GS (PLAYOFFS): 69/58 (6/6)

**2011 SEASON HIGHLIGHTS: (GP/GS: 16/16)** Earned his first Pro Bowl nod after helping RB Ray Rice score a franchise-record 15 total TDs (12 rushing and 3 receiving) and rush for a career-high 1,364 yards, part of 1,996 rushing yards by the Ravens in 2011... Ray Rice led the NFL with 2,068 yards from scrimmage...Also helped protect QB Joe Flacco, allowing him to throw for 3,610 yards and 20 TDs

- Started at RG and helped RB Ray Rice rush for 191 yards and 2 TDs, including a career-long 70-yarder, in the 24-16 victory in the **season finale at Cin. (1/1/12)**...The win wrapped up the AFC North Division Championship and the Ravens' first-ever season sweep of the division
- Left in the second quarter of **game 15 vs. Cle. (12/24)** with a chest injury and did not return
- Started at RG and helped the Ravens rush for 290 yards (third most in franchise history), including a career-high 204 yards by RB Ray Rice (fourth most in franchise history), in the 24-10 victory in **game 12 at Cle. (12/4)**...The Ravens racked up 448 total yards and 24 first downs against the Browns
- Started at RG and helped the Ravens gain 373 yards, including 104 yards and 2 TDs rushing by RB Ray Rice and 270 yards and 2 TDs passing by QB Joe Flacco, in the 31-24 victory in **game 10 vs. Cin. (11/20)**
- Started at RT (his 50th-career start) and helped the Ravens gain 356 yards, including a 92-yard game-winning TD drive with 8 seconds remaining, in the 23-20 win in **game 8 at Pit. (11/6)**... The Ravens converted a franchise-record 14 of 21 third-down attempts (66.7%) against the Steelers
- Started at RG and helped QB Joe Flacco establish career highs in completions (31) and attempts (51) for 336 yards in the 30-27 victory in **game 7 vs. Ari. (10/30)**...Also helped pave the way for RB Ray Rice to rush for a career-high 3 TDs
- Started at RG and helped the Ravens produce a franchise-record 553 total yards, including a career-high 389 passing yards and 3 TDs from QB Joe Flacco, in the 37-7 victory in **game 3 at STL (9/25)**
- Started at RG and helped pave the way for the Ravens to post 385 total yards, including 215 yards and 3 TDs passing and 170 yards (5.5 avg.) and 1 TD rushing, in the 35-7 victory in the **season opener vs. Pit. (9/11)**

**2011 POSTSEASON HIGHLIGHTS: (GP/GS: 2/2)** Started both playoff games at RG and helped protect QB Joe Flacco, allowing him to set postseason career highs with 482 yards (36-of-63 passing), 4 TDs and a 96.1 QB rating

- Started at RG and helped protect Flacco, allowing him time to complete 22 of 36 passes for a postseason franchise-record 306 yards, 2 TDs and 1 INT for a 95.4 QB rating in the **AFC Championship at NE (1/22/12)**...Ravens produced a postseason franchise-record 398 yards against the Patriots
- Started at RG and helped protect QB Joe Flacco, allowing him to throw for 176 yards, 2 TDs and no INTs in the 20-13 victory in the **Divisional Playoff vs. Hou. (1/15/12)**

### CAREER HONORS:

- Pro Bowler (2011)
- *Associated Press* Second-team All-Pro (2011)
- *Sports Illustrated* (Peter King) All-Pro Team (2010 and 2011)

# 28

# TOM ZBIKOWSKI

**SAFETY | 5-11 | 200**

**COLLEGE: NOTRE DAME**  
**EXP. (NFL/RAVENS): 4/4**

**HS: BUFFALO GROVE (IL)**

**GP/GS (PLAYOFFS): 53/14 (7/0)**

**BORN: 5/22/85, PARK RIDGE, IL**

**2011 SEASON HIGHLIGHTS:** Saw action in 14 games, including four starts (missed two games with a concussion), totaling 16 tackles (14 solo) and 1 sack for the NFL's third-ranked defense (288.9 ypg)...Also recorded 9 KORs for 209 yards

- Recorded 2 solo tackles, including his first-career sack, part of a franchise-record-tying 9 sacks, in the 16-6 victory in **game 11 vs. SF (11/24)**
- Posted 1 solo tackle for a defense that held the Cardinals to 18% on third down (2-of-11) and recorded 6 sacks in the 30-27 victory in **game 7 vs. Ari. (10/30)**...Also had a solo special teams stop against the Cardinals
- Was a game-day inactive (concussion) in **game 6 at Jax. (10/24)** and the 29-14 victory in **game 5 vs. Hou. (10/16)**
- Had a solo special teams stop and saw action from scrimmage for a defense that forced 4 turnovers and tied an NFL record with 3 defensive TDs, before leaving the game with a concussion in the 34-17 victory in **game 4 vs. NYJ (10/2)**
- Started and tied a career high with 6 tackles (5 solo) in **game 2 at Ten. (9/18)**
- Started and posted 5 tackles (4 solo) for a defense that forced 7 turnovers (4 FRs and 3 INTs) in the 35-7 victory in the **season opener vs. Pit. (9/11)**

**2011 POSTSEASON HIGHLIGHTS:** Saw action in both playoff games on special teams, netting 2 tackles

### CAREER HIGHLIGHTS:

- Produced his first-career sack vs. SF (11/24/11)
- Posted a career-high 6 tackles vs. Chi. (12/20/09)
- Started his first-career game and responded with 3 tackles and his first-career INT at GB (12/7/09)

#### 2011 Game-by-Game Defense Ravens

Date/Opp.	TT	Solo	As	Sacks	INT	PD	FF	FR
9/11 vs. Pit.	5	4	1	0-0	0-0	0	0	0
9/18 @ Ten.	6	5	1	0-0	0-0	0	0	0
9/25 @ STL	1	1	0	0-0	0-0	0	0	0
10/2 vs. NYJ	0	0	0	0-0	0-0	0	0	0
10/16 vs. Hou.	INACTIVE - CONCUSSION							
10/24 @ Jax.	INACTIVE - CONCUSSION							
10/30 vs. Ari.	1	1	0	0-0	0-0	0	0	0
11/6 @ Pit.	0	0	0	0-0	0-0	0	0	0
11/13 @ Sea.	0	0	0	0-0	0-0	0	0	0
11/20 vs. Cin.	0	0	0	0-0	0-0	0	0	0
11/24 vs. SF	2	2	0	1-1	0-0	0	0	0
12/4 @ Cle.	0	0	0	0-0	0-0	0	0	0
12/11 vs. Ind.	0	0	0	0-0	0-0	0	0	0
12/18 @ SD	1	1	0	0-0	0-0	0	0	0
12/24 vs. Cle.	0	0	0	0-0	0-0	0	0	0
1/1/12 @ Cin.	0	0	0	0-0	0-0	0	0	0
<b>Totals</b>	<b>16</b>	<b>14</b>	<b>2</b>	<b>1-1</b>	<b>0-0</b>	<b>0</b>	<b>0</b>	<b>0</b>
<b>Playoffs</b>								
1/15/12 vs. Hou.	0	0	0	0-0	0-0	0	0	0
1/22/12 @ NE	0	0	0	0-0	0-0	0	0	0
<b>Totals</b>	<b>0</b>	<b>0</b>	<b>0</b>	<b>0-0</b>	<b>0-0</b>	<b>0</b>	<b>0</b>	<b>0</b>

#### 2011 Game-by-Game Special Teams Ravens

Date/Opp.	TT	Solo	As	FF	FR	BK
9/11 vs. Pit.	1	1	0	0	0	0
9/18 @ Ten.	0	0	0	0	0	0
9/25 @ STL	0	0	0	0	0	0
10/2 vs. NYJ	1	1	0	0	0	0
10/16 vs. Hou.	INACTIVE - CONCUSSION					
10/24 @ Jax.	INACTIVE - CONCUSSION					
10/30 vs. Ari.	1	1	0	0	0	0
11/6 @ Pit.	0	0	0	0	0	0
11/13 @ Sea.	1	1	0	0	0	0
11/20 vs. Cin.	1	1	0	0	0	0
11/24 vs. SF	0	0	0	0	0	0
12/4 @ Cle.	0	0	0	0	0	0
12/11 vs. Ind.	1	1	0	0	0	0
12/18 @ SD	0	0	0	0	0	0
12/24 vs. Cle.	1	1	0	0	0	0
1/1/12 @ Cin.	0	0	0	0	0	0
<b>Totals</b>	<b>7</b>	<b>7</b>	<b>0</b>	<b>0</b>	<b>0</b>	<b>0</b>
<b>Playoffs</b>						
1/15/12 vs. Hou.	1	1	0	0	0	0
1/22/12 @ NE	1	0	1	0	0	0
<b>Totals</b>	<b>2</b>	<b>1</b>	<b>1</b>	<b>0</b>	<b>0</b>	<b>0</b>

# 28 TOM ZBIKOWSKI

**2011**  
**Game-by-Game**  
**Ravens**  
**Kickoff Returns**

Date/Opp.	No.	Yards	Avg.	LG	TD
9/11 vs. Pit.	0	0	0.0	0	0
9/18 @ Ten.	0	0	0.0	0	0
9/25 @ STL	0	0	0.0	0	0
10/2 vs. NYJ	0	0	0.0	0	0
10/16 vs. Hou.	0	0	0.0	0	0
10/24 @ Jax.	0	0	0.0	0	0
10/30 vs. Ari.	0	0	0.0	0	0
11/6 @ Pit.	0	0	0.0	0	0
11/13 @ Sea.	0	0	0.0	0	0
11/20 vs. Cin.	1	26	26.0	26	0
11/24 vs. SF	1	16	16.0	16	0
12/4 @ Cle.	1	26	26.0	26	0
12/11 vs. Ind.	1	30	30.0	30	0
12/18 @ SD	4	87	21.8	23	0
12/24 vs. Cle.	1	24	24.0	24	0
1/1/12 @ Cin.	0	0	0.0	0	0
<b>Totals</b>	<b>9</b>	<b>209</b>	<b>23.2</b>	<b>30</b>	<b>0</b>

**Playoffs**

1/15/12 vs. Hou.	0	0	0.0	0	0
1/22/12 @ NE	1	20	20.0	20	0
<b>Totals</b>	<b>1</b>	<b>20</b>	<b>20.0</b>	<b>20</b>	<b>0</b>

## 28 TOM ZBIKOWSKI

### REGULAR SEASON

Year	Team	GP	GS	TACKLES					INTERCEPTIONS					FUMBLES				
				TT	Solo	Asst	SK	Yards	No	Yds.	Lg	TDs	PD	FF	FR	Yds.		
2008	Baltimore	16	0	1	1	0	0	0	0	0	0	0	0	0	0	0	0	0
2009	Baltimore	15	4	16	15	1	0	0	2	13	21	0	4	0	0	0	0	0
2010	Baltimore	8	6	16	11	5	0	0	0	0	0	0	1	0	0	0	0	0
2011	Baltimore	14	4	16	14	2	1	1	0	0	0	0	0	0	0	0	0	0
<b>Totals</b>		<b>53</b>	<b>14</b>	<b>49</b>	<b>41</b>	<b>8</b>	<b>1</b>	<b>1</b>	<b>2</b>	<b>13</b>	<b>21</b>	<b>0</b>	<b>5</b>	<b>0</b>	<b>0</b>	<b>0</b>	<b>0</b>	<b>0</b>

SPECIAL TEAMS TACKLES (58): 2008 (23); 2009 (28); 2010 (0); 2011 (7)

### CAREER SINGLE-GAME HIGHS (REGULAR SEASON)

**Total Tackles:** 6 2 times (last: 9/18/11 at Ten.)  
**Solo Tackles:** 6 (12/20/09 vs. Chi.)  
**Sacks:** 1 (11/24/11 vs. SF)  
**INTs:** 1 2 times (last: 12/13/09 vs. Det.)  
**Forced Fumbles:** None  
**Fumble Recoveries:** None  
**Passes Defensed:** 3 (12/13/09 vs. Det.)

Year	Team	GP	GS	KICKOFF RETURNS					PUNT RETURNS					
				No.	Yds.	Avg.	LG	TD	No.	FC	Yds.	Avg.	LG	TD
2008	Baltimore	16	0	2	48	24.0	26	0	0	0	0	0.0	0	0
2009	Baltimore	15	4	0	0	0.0	0	0	0	0	0	0.0	0	0
2010	Baltimore	8	6	3	48	16.0	20	0	16	8	101	6.3	20	0
2011	Baltimore	14	4	9	209	23.2	30	0	0	0	0	0.0	0	0
<b>Totals</b>		<b>53</b>	<b>14</b>	<b>14</b>	<b>305</b>	<b>21.8</b>	<b>26</b>	<b>0</b>	<b>16</b>	<b>8</b>	<b>101</b>	<b>6.3</b>	<b>20</b>	<b>0</b>

### POSTSEASON

Year	Team	GP	GS	TACKLES					INTERCEPTIONS					FUMBLES				
				TT	Solo	Asst	SK	Yards	No	Yds.	Lg	TDs	PD	FF	FR	Yds.		
2008	Baltimore	3	0	2	1	1	0	0	0	0	0	0	0	0	0	0	0	0
2009	Baltimore	2	0	2	2	0	0	0	0	0	0	0	0	0	0	0	0	0
2010	Baltimore	0	0	0	0	0	0	0	0	0	0	0	0	0	0	0	0	0
2011	Baltimore	2	0	0	0	0	0	0	0	0	0	0	0	0	0	0	0	0
<b>Totals</b>		<b>7</b>	<b>0</b>	<b>4</b>	<b>3</b>	<b>1</b>	<b>0.0</b>	<b>0.0</b>	<b>0</b>	<b>0</b>	<b>0</b>	<b>0</b>	<b>0</b>	<b>0</b>	<b>0</b>	<b>0</b>	<b>0</b>	<b>0</b>

Year	Team	GP	GS	KICKOFF RETURNS					PUNT RETURNS					
				No.	Yds.	Avg.	LG	TD	No.	FC	Yds.	Avg.	LG	TD
2008	Baltimore	3	0	3	68	22.7	31	0	0	0	0	0.0	0	0
2009	Baltimore	2	0	0	0	0.0	0	0	0	0	0	0.0	0	0
2010	Baltimore	0	0	0	0	0.0	0	0	0	0	0	0.0	0	0
2011	Baltimore	2	0	1	20	20.0	20	0	0	0	0	0.0	0	0
<b>Totals</b>		<b>7</b>	<b>0</b>	<b>4</b>	<b>88</b>	<b>22.0</b>	<b>31</b>	<b>0</b>	<b>0</b>	<b>0</b>	<b>0</b>	<b>0.0</b>	<b>20</b>	<b>0</b>



# – RAVENS RECORDS –

- Service/Scoring
- Passing
- Receiving
- Rushing
- Interceptions
- Tackles/Sacks/Fumbles
- Punt Returns
- Kickoff Returns
- Punting
- Combined/Scrimmage Yards
- Team Records
- Opponent Single-Game Bests



# SERVICE/SCORING RECORDS

## SERVICE RECORDS

### MOST COMPLETE SEASONS

16	<b>Ray Lewis (1996-2011)</b>
13	Matt Stover (1996-2008)
12	Jonathan Ogden (1996-2007)
11	Mike Flynn (1997-2007)
10	<b>Ed Reed (2002-2011)</b>
	Kelly Gregg, Todd Heap (2001-10)
	Chris McAlister (1999-2008)

### MOST CONSECUTIVE STARTS

80	<b>Jarret Johnson (2007-present)</b>
73	Michael McCrary (1997-2001)
	Jamie Sharper (1997-2001)
64	<b>Joe Flacco (2008-present)</b>
	Rod Woodson (1998-2001)
61	<b>Ben Grubbs (2007-11)</b>

### MOST GAMES PLAYED

222	<b>Ray Lewis (1996-2011)</b>
207	Matt Stover (1996-2008)
177	Jonathan Ogden (1996-2007)
144	<b>Ed Reed (2002-11)</b>
143	<b>Jarret Johnson (2003-11)</b>
141	<b>Terrell Suggs (2003-11)</b>

### MOST CONSECUTIVE GAMES PLAYED

129	<b>Jarret Johnson (2003-present)</b>
111	Peter Boulware (1997-2003)
110	Matt Stover (2002-08)
105	<b>Terrell Suggs (2003-09)</b>
97	Matt Stover (1996-2002)
96	<b>Sam Koch (2006-present)</b>

## SCORING RECORDS

### MOST POINTS SCORED

#### CAREER

1,464	Matt Stover (402 PATs, 354 FGs), 1996-2008
294	<b>Billy Cundiff (96 PATs, 66 FGs), 2009-11</b>
284	Jamal Lewis (47 TDs, 1 2-pt), 2000-06

#### SEASON

135	Matt Stover (30 PATs, 35 FGs), 2000
134	Matt Stover (35 PATs, 33 FGs), 2003
122	<b>Billy Cundiff (38 PATs, 28 FGs), 2011</b>
	Matt Stover (41 PATs, 27 FGs), 2008

#### GAME

24	Marcus Robinson (11/23/03 vs. Sea.), 4 TDs
18	<b>Ray Rice (10/30/11 vs. Ari.), 3 TDs</b>
	<b>Torrey Smith (9/25/11 at STL), 3 TDs</b>
	<b>Anquan Boldin (9/26/10 vs. Cle.), 3 TDs</b>
	Willis McGahee (1/3/10 at Oak.), 3 TDs
	Jamal Lewis (twice, 11/19/06 vs. Atl.; 12/7/03 vs. Cin.), 3 TDs
	Matt Stover (9/21/97 at Ten.), 5 FGs, 3 PATs
	Qadry Ismail (12/12/99 at Pit.), 3 TDs
	Jermaine Lewis (12/7/97 vs. Sea.), 3 TDs
	Michael Jackson (12/22/96 vs. Hou.), 3 TDs

### MOST POINTS BY A ROOKIE

#### SEASON

42	<b>Torrey Smith (2011), 7 TDs</b>
38	Jamal Lewis (2000), 6 TDs, 1 (2-pt.)
26	Clarence Moore (2004), 4 TDs, 1 (2-pt.)

#### GAME

18	<b>Torrey Smith (9/25/11 at STL), 3 TDs</b>
12	Clarence Moore (twice, 12/12/04 vs. NYG; 11/14/04 at NYJ), 2 TDs
	Jamal Lewis (11/26/00 vs. Cle.), 2 TDs
	Travis Taylor (9/10/00 vs. Jax.), 2 TDs

### MOST CONSECUTIVE GAMES SCORING

92	Matt Stover (9/30/02-12/16/07)
----	--------------------------------

### MOST TOUCHDOWNS

#### CAREER

47	Jamal Lewis (2000-06), 45 rush, 2 rec.
41	Todd Heap (2001-10), 41 rec.
35	Willis McGahee (2007-10), 31 rush, 4 rec.

#### SEASON

15	<b>Ray Rice (2011), 12 rush, 3 rec.</b>
14	Willis McGahee (2009), 12 rush, 2 rec.
	Jamal Lewis (2003), 14 rush
	Michael Jackson (1996), 14 rec.
11	Le'Ron McClain (2008), 10 rush, 1 rec.
9	Jamal Lewis (2006), 9 rush
	Derrick Alexander (1996, 1997), 9 rec.

#### GAME

4	Marcus Robinson (vs. Sea., 11/23/03), 4 rec.
3	<b>Ray Rice (10/30/11 vs. Ari.), 3 rush</b>
	<b>Torrey Smith (9/25/11 at STL), 3 rec.</b>
	<b>Anquan Boldin (9/26/10 vs. Cle.), 3 rec.</b>
	Willis McGahee (at Oak., 1/3/10), 3 rush
	Jamal Lewis (twice, vs. Atl., 11/19/06; vs. Cin., 12/7/03), 3 rush
	Qadry Ismail (12/12/99 at Pit.), 3 rec.
	Jermaine Lewis (12/7/97 vs. Sea.), 2 PR, 1 rec.
	Michael Jackson (12/22/96 vs. Hou.), 3 rec.

### MOST TOUCHDOWNS, ROOKIE SEASON

7	<b>Torrey Smith (2011), 7 rec.</b>
6	Jamal Lewis (2000), 6 rush
4	Clarence Moore (2004), 4 rec.

\* NFL Record

\*\* Ties NFL Record

### MOST CONSECUTIVE GAMES SCORING A TD

7	Willis McGahee, 2007 (games 6-12)
5	<b>Ray Rice, 2009 (games 5-9)</b>
	Michael Jackson, 1996 (games 7-11)
4	Willis McGahee, 2009 (games 1-4)
	Jamal Lewis, 2003 (games 1-4)

### MOST (KICKING) PAT ATTEMPTED

#### CAREER

403	Matt Stover (1996-2008)
96	<b>Billy Cundiff (2009-11)</b>

#### SEASON

41	Matt Stover (2008)
39	<b>Billy Cundiff (2010)</b>

#### GAME

6	<b>Billy Cundiff (12/13/09 vs. Det.)</b>
	Matt Stover (12/19/05 vs. GB)
5	Steve Hauschka (9/13/09 vs. KC)
	Matt Stover (8 times, last 10/29/06 at NO)

### MOST (KICKING) PAT MADE

#### CAREER

402	Matt Stover (1996-2008)
96	<b>Billy Cundiff (2009-11)</b>

#### SEASON

41	Matt Stover (2008)
39	<b>Billy Cundiff (2010)</b>

#### GAME

6	<b>Billy Cundiff (12/13/09 vs. Det.)</b>
	Matt Stover (12/19/05 vs. GB)
5	Steve Hauschka (9/13/09 vs. KC)
	Matt Stover (8 times, last 10/29/06 at NO)

### MOST CONSECUTIVE (KICKING) PAT MADE

389	Matt Stover (10/27/96-12/28/09)
-----	---------------------------------

### HIGHEST (KICKING) PAT PERCENTAGE

#### CAREER (MIN. 30 ATT.)

1.000	<b>Billy Cundiff (2009-11, 96 of 96)</b>
.998	Matt Stover (1996-2008, 402 of 403)

### MOST 2-POINT CONVERSIONS

#### CAREER

5	Todd Heap (2001-10)
3	Michael Jackson (1996-98)
2	Floyd Turner (1996-98)

#### SEASON

*4	Todd Heap (2003)
2	Floyd Turner (1998)
	Michael Jackson (1996)

#### GAME

**2	Todd Heap (10/19/03 at Cin.)
	Michael Jackson (10/6/96 vs. NE)

### MOST FIELD GOALS ATTEMPTED

#### CAREER

418	Matt Stover (1996-2008)
83	<b>Billy Cundiff (2009-11)</b>

#### SEASON

39	Matt Stover (2000)
38	Matt Stover (2003)
37	<b>Billy Cundiff (2011)</b>

#### GAME

6	<b>Billy Cundiff (11/22/09 vs. Ind.)</b>
	Matt Stover (9/21/97 at Ten.)

### MOST FIELD GOALS MADE

#### CAREER

354	Matt Stover (1996-2008)
66	<b>Billy Cundiff (2009-11)</b>

### SEASON

35	Matt Stover (2000)
33	Matt Stover (2003)
30	Matt Stover (2005, 2001)

### GAME

5	<b>Billy Cundiff (10/16/11 vs. Hou.)</b>
	<b>Billy Cundiff (11/22/09 vs. Ind.)</b>
	Matt Stover (10/14/07 vs. STL)
	Matt Stover (10/8/00 at Jax.)
	Matt Stover (12/26/99 vs. Cin.)
	Matt Stover (9/21/97 at Ten.)

### MOST CONSECUTIVE FIELD GOALS MADE

36	Matt Stover (10/31/05-11/19/06)
22	Matt Stover (11/7/99-9/17/00)

### MOST FIELD GOALS, 1 QUARTER

3	Matt Stover (11/18/07 vs. Cle. - 4th qrt)
	Matt Stover (9/17/06 vs. Oak. - 1st qrt)
	Matt Stover (10/31/05 at Pit. - 4th qrt)
	Matt Stover (11/7/04 vs. Cle. - 2nd qrt)
	Matt Stover (10/26/03 vs. Den. - 2nd qrt)
	Matt Stover (1/7/02 vs. Min. - 2nd qrt)
	Matt Stover (12/26/99 vs. Cin. - 2nd qrt)
	Matt Stover (11/24/96 vs. Jax. - 2nd qrt)

### MOST CONSECUTIVE GAMES SCORING FGS

*38	Matt Stover (10/31/99 - 12/16/01)
-----	-----------------------------------

### LONGEST FIELD GOAL MADE

56	Wade Richey (9/14/03 vs. Cle.)
54	Steve Hauschka (11/9/08 at Hou.)
52	Matt Stover (9/24/06 at Cle.)

### LONGEST FIELD GOAL ATTEMPTED

56	<b>Billy Cundiff (11/29/09 vs. Pit.)</b>
	Wade Richey (9/14/03 vs. Cle.)
55	J.R. Jenkins (9/15/02 vs. TB)
54	Steve Hauschka (11/9/08 at Hou.)
	Matt Stover (twice on 9/12/99 at STL)
	Aaron Eiling (11/27/05 at Cin.)

### HIGHEST FIELD GOAL PERCENTAGE

#### CAREER (MIN. 50 ATT.)

84.7	Matt Stover (1996-2008), 354 of 418
79.5	<b>Billy Cundiff (2009-11), 66 of 83</b>

#### SEASON (MIN. 16 ATT.)

93.3	Matt Stover (2006), 28-30
90.6	Matt Stover (2004), 29-32
89.7	<b>Billy Cundiff (2010), 26-29</b>
	Matt Stover (2000), 35-39

### MOST SAFETIES

#### CAREER

2	<b>Jameel McClain (2008-11)</b>
1	<b>Ray Lewis (1996-2011)</b>
	<b>Ed Reed (2002-11)</b>
	Rob Burnett (1996-2001)
	Michael McCrary (1997-2002)
	Adalius Thomas (2000-06)

#### SEASON

2	<b>Jameel McClain (2008)</b>
1	<b>Ed Reed (2006)</b>
	<b>Ray Lewis (1999)</b>
	Adalius Thomas (2006)
	Michael McCrary (2000)
	Rob Burnett (1998)

#### GAME

1	7 times, last by <b>Jameel McClain (11/23/08 vs. Phi.)</b>
---	--

# ALL-TIME SCORING

RK	NAME (SEASONS)	-----TOUCHDOWNS-----				-----PATS-----		---FIELD GOALS---			S	PTS
		TOTAL	RUN	REC	RET	MADE	ATT	MADE	ATT	2PT		
1	Matt Stover (1996-2008)	0	0	0	0	402	403	354	418	0	0	1,464
2	<b>Billy Cundiff (2009-11)</b>	<b>0</b>	<b>0</b>	<b>0</b>	<b>0</b>	<b>96</b>	<b>96</b>	<b>66</b>	<b>83</b>	<b>0</b>	<b>0</b>	<b>294</b>
3	Jamal Lewis (2000-06)	47	45	2	0	0	0	0	0	1	0	284
4	Todd Heap (2001-10)	41	0	41	0	0	0	0	0	5	0	256
5	Willis McGahee (2007-10)	35	31	4	0	0	0	0	0	0	0	210
6	Derrick Mason (2005-10)	29	0	29	0	0	0	0	0	1	0	176
7	<b>Ray Rice (2008-11)</b>	<b>29</b>	<b>24</b>	<b>5</b>	<b>0</b>	<b>0</b>	<b>0</b>	<b>0</b>	<b>0</b>	<b>0</b>	<b>0</b>	<b>174</b>
8	Jermaine Lewis (1996-2001)	22	0	16	6	0	0	0	0	0	0	132
9	Michael Jackson (1996-98)	18	0	18	0	0	0	0	0	3	0	114
10	Derrick Alexander (1996-97)	18	0	18	0	0	0	0	0	1	0	110
	Qadry Ismail (1999-2001)	18	0	18	0	0	0	0	0	1	0	110
12	Travis Taylor (2000-04)	15	0	15	0	0	0	0	0	0	0	90
13	Mark Clayton (2005-09)	14	2	12	0	0	0	0	0	0	0	84
	LeRon McClain (2007-10)	14	12	2	0	0	0	0	0	0	0	84
15	<b>Ed Reed (2002-11)</b>	<b>12</b>	<b>0</b>	<b>0</b>	<b>12</b>	<b>0</b>	<b>0</b>	<b>0</b>	<b>0</b>	<b>0</b>	<b>1</b>	<b>74</b>
16	Priest Holmes (1997-2000)	11	10	1	0	0	0	0	0	0	0	66
17	<b>Anquan Boldin (2010-11)</b>	<b>10</b>	<b>0</b>	<b>10</b>	<b>0</b>	<b>0</b>	<b>0</b>	<b>0</b>	<b>0</b>	<b>0</b>	<b>0</b>	<b>60</b>
18	Steve Hauschka (2008-09)	0	0	0	0	27	28	10	15	0	0	57
19	Bam Morris (1996-97)	9	8	1	0	0	0	0	0	0	0	54
20	Patrick Johnson (1998-2001, 2005)	8	0	7	1	0	0	0	0	0	0	48
	Daniel Wilcox (2004-08)	8	0	8	0	0	0	0	0	0	0	48
22	Floyd Turner (1996, 1998)	7	0	7	0	0	0	0	0	2	0	46
23	Chester Taylor (2002-05)	7	4	3	0	0	0	0	0	1	0	44
24	Eric Green (1996-98)	7	0	7	0	0	0	0	0	0	0	42
	Chris McAlister (1999-2008)	7	0	7	0	0	0	0	0	0	0	42
	Errict Rhett (1998-99)	7	5	2	0	0	0	0	0	0	0	42
	Shannon Sharpe (2000-01)	7	0	7	0	0	0	0	0	0	0	42
	<b>Torrey Smith (2011)</b>	<b>7</b>	<b>0</b>	<b>7</b>	<b>0</b>	<b>0</b>	<b>0</b>	<b>0</b>	<b>0</b>	<b>0</b>	<b>0</b>	<b>42</b>
	Brandon Stokley (1999-2002)	7	0	7	0	0	0	0	0	0	0	42
30	<b>Ed Dickson (2010-11)</b>	<b>6</b>	<b>0</b>	<b>6</b>	<b>0</b>	<b>0</b>	<b>0</b>	<b>0</b>	<b>0</b>	<b>0</b>	<b>0</b>	<b>36</b>
	Marcus Robinson (2003-03)	6	0	6	0	0	0	0	0	0	0	36
32	Earnest Byner (1996-97)	5	4	1	0	0	0	0	0	1	0	32
	Clarence Moore (2004-06)	5	0	5	0	0	0	0	0	1	0	32
	Adalius Thomas (2000-06)	5	0	0	5	0	0	0	0	0	1	32
35	Jason Brookins (2001)	5	5	0	0	0	0	0	0	0	0	30
	Terry Jones (2002-05)	5	0	5	0	0	0	0	0	0	0	30
	Rod Woodson (1998-2001)	5	0	0	5	0	0	0	0	0	0	30
38	Justin Armour (1999)	4	0	4	0	0	0	0	0	0	0	24
	Obafemi Ayanbadejo (1999-2001)	4	2	2	0	0	0	0	0	0	0	24
	<b>Joe Flacco (2008-11)</b>	<b>4</b>	<b>4</b>	<b>0</b>	<b>0</b>	<b>0</b>	<b>0</b>	<b>0</b>	<b>0</b>	<b>0</b>	<b>0</b>	<b>24</b>
	Randy Hymes (2002-05)	4	0	4	0	0	0	0	0	0	0	24
	Alan Ricard (2001-05)	4	2	0	2	0	0	0	0	0	0	24
	Musa Smith (2003-07)	4	4	0	0	0	0	0	0	0	0	24
	Demetrius Williams (2006-09)	4	0	4	0	0	0	0	0	0	0	24
45	<b>Ray Lewis (1996-2011)</b>	<b>3</b>	<b>0</b>	<b>0</b>	<b>3</b>	<b>0</b>	<b>0</b>	<b>0</b>	<b>0</b>	<b>0</b>	<b>1</b>	<b>20</b>
46	Terry Allen (2001)	3	3	0	0	0	0	0	0	0	0	18
	Stoney Case (1999)	3	3	0	0	0	0	0	0	0	0	18
	Devard Darling (2004-07)	3	0	3	0	0	0	0	0	0	0	18
	Yamon Figurs (2007-08)	3	0	1	2	0	0	0	0	0	0	18
	T.J. Houshmandzadeh (2010)	3	0	3	0	0	0	0	0	0	0	18
	Dawan Landry (2006-10)	3	0	0	3	0	0	0	0	0	0	18
	<b>Dennis Pitta (2010-11)</b>	<b>3</b>	<b>0</b>	<b>3</b>	<b>0</b>	<b>0</b>	<b>0</b>	<b>0</b>	<b>0</b>	<b>0</b>	<b>0</b>	<b>18</b>
	B.J. Sams (2004-07)	3	1	0	2	0	0	0	0	0	0	18
	<b>Lardarius Webb (2009-11)</b>	<b>3</b>	<b>0</b>	<b>0</b>	<b>3</b>	<b>0</b>	<b>0</b>	<b>0</b>	<b>0</b>	<b>0</b>	<b>0</b>	<b>18</b>
	Chad Williams (2002-05)	3	0	0	3	0	0	0	0	0	0	18
56	Vinny Testaverde (1996-97)	2	2	0	0	0	0	0	0	1	0	14
57	Kyle Boller (2003-07)	2	2	0	0	0	0	0	0	0	0	12
	Sam Gash (2000-02)	2	0	2	0	0	0	0	0	0	0	12
	Jay Graham (1997-99)	2	2	0	0	0	0	0	0	0	0	12
	Corey Harris (1998-2001)	2	0	0	2	0	0	0	0	0	0	12
	<b>Jarret Johnson (2003-11)</b>	<b>2</b>	<b>0</b>	<b>0</b>	<b>2</b>	<b>0</b>	<b>0</b>	<b>0</b>	<b>0</b>	<b>0</b>	<b>0</b>	<b>12</b>
	Ron Johnson (2002-03)	2	0	1	1	0	0	0	0	0	0	12
	Brian Kinchen (1996-98)	2	0	2	0	0	0	0	0	0	0	12
	Ovie Mughelli (2003-06)	2	0	2	0	0	0	0	0	0	0	12
	Jonathan Ogden (1996-07)	2	0	2	0	0	0	0	0	0	0	12
	Roosevelt Potts (1998)	2	0	2	0	0	0	0	0	0	0	12
	Troy Smith (2007-09)	2	2	0	0	0	0	0	0	0	0	12
	<b>Terrell Suggs (2003-11)</b>	<b>2</b>	<b>0</b>	<b>0</b>	<b>2</b>	<b>0</b>	<b>0</b>	<b>0</b>	<b>0</b>	<b>0</b>	<b>0</b>	<b>12</b>
	Kelley Washington (2009)	2	0	2	0	0	0	0	0	0	0	12
	<b>Ricky Williams (2011)</b>	<b>2</b>	<b>2</b>	<b>0</b>	<b>0</b>	<b>0</b>	<b>0</b>	<b>0</b>	<b>0</b>	<b>0</b>	<b>0</b>	<b>12</b>
71	<b>Jameel McClain (2008-11)</b>	<b>1</b>	<b>0</b>	<b>0</b>	<b>1</b>	<b>0</b>	<b>0</b>	<b>0</b>	<b>0</b>	<b>0</b>	<b>2</b>	<b>10</b>
72	Chuck Evans (1999-2000)	1	0	1	0	0	0	0	0	1	0	8
	<b>Shayne Graham (2011)</b>	<b>0</b>	<b>0</b>	<b>0</b>	<b>0</b>	<b>2</b>	<b>2</b>	<b>2</b>	<b>2</b>	<b>0</b>	<b>0</b>	<b>8</b>
74	Mike Anderson (2006-07)	1	1	0	0	0	0	0	0	0	0	6
	Herman Arvie (1996)	1	0	1	0	0	0	0	0	0	0	6
	Jeff Blake (2002)	1	1	0	0	0	0	0	0	0	0	6
	Lamont Brightful (2002-03)	1	0	0	1	0	0	0	0	0	0	6

# ALL-TIME SCORING (CONT'D)

RK	NAME (SEASONS)	TOUCHDOWNS			PATS		FIELD GOALS			PTS		
		TOTAL	RUN	REC	RET	MADE	ATT	MADE	ATT		2PT	S
	Mike Caldwell (1996)	1	0	0	1	0	0	0	0	0	0	6
	Kenyon Cotton (1997-98)	1	1	0	0	0	0	0	0	0	0	6
	Randall Cunningham (2001)	1	1	0	0	0	0	0	0	0	0	6
	Greg DeLong (1999)	1	0	1	0	0	0	0	0	0	0	6
	Darnell Dinkins (2004-05)	1	0	1	0	0	0	0	0	0	0	6
	Dwan Edwards (2004-09)	1	0	0	1	0	0	0	0	0	0	6
	Elvis Grbac (2001)	1	1	0	0	0	0	0	0	0	0	6
	Kevin Johnson (2004)	1	0	1	0	0	0	0	0	0	0	6
	James Jones (1996-98)	1	0	1	0	0	0	0	0	0	0	6
	John Jones (2000-03)	1	0	1	0	0	0	0	0	0	0	6
	Antonio Langham (1996-97)	1	0	0	1	0	0	0	0	0	0	6
	Jim Leonhard (2008)	1	0	0	1	0	0	0	0	0	0	6
	Steve McNair (2006-07)	1	1	0	0	0	0	0	0	0	0	6
	<b>Haloti Ngata (2006-11)</b>	<b>1</b>	<b>0</b>	<b>0</b>	<b>1</b>	<b>0</b>	<b>0</b>	<b>0</b>	<b>0</b>	<b>0</b>	<b>0</b>	<b>6</b>
	Ronnie Prude (2006-07)	1	0	0	1	0	0	0	0	0	0	6
	<b>David Reed (2010-11)</b>	<b>1</b>	<b>0</b>	<b>0</b>	<b>1</b>	<b>0</b>	<b>0</b>	<b>0</b>	<b>0</b>	<b>0</b>	<b>0</b>	<b>6</b>
	James Roe (1996-98)	1	0	1	0	0	0	0	0	0	0	6
	Cory Ross (2006-07)	1	1	0	0	0	0	0	0	0	0	6
	Deion Sanders (2004-05)	1	0	0	1	0	0	0	0	0	0	6
	Jamie Sharper (1997-2001)	1	0	0	1	0	0	0	0	0	0	6
	Duane Starks (1998-2001)	1	0	0	1	0	0	0	0	0	0	6
	Quinn Sypniewski (2006-07)	1	0	1	0	0	0	0	0	0	0	6
	Calvin Williams (1996)	1	0	1	0	0	0	0	0	0	0	6
	Josh Wilson (2010)	1	0	0	1	0	0	0	0	0	0	6
102	Wade Richey (2003-04)	0	0	0	0	0	0	1	2	0	0	3
103	Rob Burnett (1996-2001)	0	0	0	0	0	0	0	0	0	1	2
	Ben Coates (2000)	0	0	0	0	0	0	0	0	1	0	2
	Carwell Gardner (1996)	0	0	0	0	0	0	0	0	1	0	2
	Justin Green (2005-07)	0	0	0	0	0	0	0	0	1	0	2
	<b>Sam Koch (2006-11)</b>	<b>0</b>	<b>0</b>	<b>0</b>	<b>0</b>	<b>0</b>	<b>0</b>	<b>0</b>	<b>0</b>	<b>1</b>	<b>0</b>	<b>2</b>
	Michael McCrary (1997-2002)	0	0	0	0	0	0	0	0	0	1	2

## ALL-TIME DEFENSIVE TDs (50 REGULAR SEASON, 5 PLAYOFFS)

### 1996

- LB Mike Caldwell 45 INT return; 11/24 vs. Jax.

### 1997

- CB Antonio Langham 40 INT return; 11/30 at Jax.

### 1998

- S Rod Woodson 60 INT return; 9/13 at NYJ
- S Rod Woodson 18 INT return; 11/8 vs. Oak.

### 1999

- S Rod Woodson 66 INT return; 11/7 at Cle.
- CB Duane Starks 43 INT return; 11/21 at Cin.
- S Rod Woodson 47 INT return; 12/5 vs. Ten.
- S Corey Harris 24 INT return; 12/19 vs. NO

### 2000

- CB Chris McAlister 98 INT return; 12/24 vs. NYJ

### 2000 POSTSEASON

- LB Ray Lewis 50 INT return; 1/7/01 at Ten.
- CB Duane Starks 49 INT return; 1/28/01 vs. NYG

### 2001

- S Rod Woodson 47 INT return; 12/2 vs. Ind.
- LB Jamie Sharper 8 FR; 1/7/02 vs. Min.

### 2002

- LB Adalius Thomas 25 INT return; 11/10 vs. Cin.
- S Chad Williams 98 INT return; 12/1 at Cin.

### 2003

- S Ed Reed 54 INT return; 9/14 vs. Cle.
- CB Chris McAlister 83 INT return; 10/12 vs. Ari.
- LB Ray Lewis 29 INT return; 11/30 vs. SF
- S Chad Williams 52 INT return; 12/21 at Cle.

### 2003 POSTSEASON

- S Will Demps 56 INT return; 1/3/04 vs. Ten.

### 2004 (RAVENS LED NFL IN DEFENSIVE TDs)

- CB Chris McAlister 51 INT return; 9/19 vs. Pit.
- S Ed Reed 22 FR; 10/10 at Was.
- S Deion Sanders 48 INT return; 10/24 vs. Buf.
- S Ed Reed 106 INT return; 11/7 vs. Cle.
- S Chad Williams 44 INT return; 11/21 vs. Dal.
- CB Chris McAlister 64 FR; 12/5 vs. Cin.
- OLB Jarret Johnson 6 INT return; 1/2/05 vs. Mia.

### 2005

- LB Adalius Thomas 20 INT return; 12/4 vs. Hou.
- LB Adalius Thomas 35 FR; 12/19 vs. GB
- LB Adalius Thomas 9 FR; 1/1/06 at Cle.

### 2006 (RAVENS LED NFL IN DEFENSIVE TDs)

- CB Chris McAlister 60 INT return; 9/10 at TB
- CB Ronnie Prude 12 INT return; 10/29 at NO
- S Dawan Landry 12 INT return; 10/29 at NO
- S Ed Reed 25 INT (Samari Rolle lateral); 11/5 vs. Cin
- LB Adalius Thomas 57 FR; 11/26 vs. Pit.
- CB Chris McAlister 31 INT return; 12/31 vs. Buf.

### 2007

- LB Ray Lewis 35 INT return; 11/18 vs. Cle.

### 2008

- S Ed Reed 32 INT return; 9/21 vs. Cle.
- LB Terrell Suggs 44 INT return; 10/19 at Mia.
- LB Terrell Suggs 42 INT return; 11/2 at Cle.
- S Ed Reed 107 INT return; 11/23 vs. Phi.\*
- S Jim Leonhard 35 INT return; 11/30 at Cin.
- S Ed Reed 22 FR; 12/7 vs. Was.

### 2008 POSTSEASON

- S Ed Reed 64 INT return; 1/4/09 at Mia.

### 2009

- DE Dwan Edwards FR in end zone; 10/4 at NE
- S Ed Reed 52 INT return; 10/11 vs. Cin.
- S Dawan Landry 48 INT return; 11/16 at Cle.

### 2010

- LB Ray Lewis 24 INT return; 11/21 at Car.
- S Dawan Landry 23 INT (Ed Reed lateral); 11/21 at Car.
- CB Josh Wilson 12 INT return in OT; 12/13 at Hou.

### 2010 POSTSEASON

- DE Cory Redding 13 FR; 1/15/11 at Pit.

### 2011

- DT Haloti Ngata 28 FR; 9/25 at STL
- LB Jameel McClain 6 FR; 10/2 vs. NYJ
- LB Jarret Johnson 26 FR; 10/2 vs. NYJ
- CB Lardarius Webb 73 INT return; 10/2 vs. NYJ

\* NFL Record

# PASSING RECORDS

## CAREER PASSING YARDS

RK	NAME (SEASONS)	ATT.	CMP.	PCT.	YDS.	AVG./ ATT.	TD	PCT TD	INT.	PCT INT.	LG	SACKS/ YDS./LST	RATE
1	<b>Flacco, Joe (2008-11)</b>	<b>1,958</b>	<b>1,190</b>	<b>60.8</b>	<b>13,816</b>	<b>7.06</b>	<b>80</b>	<b>4.1</b>	<b>46</b>	<b>2.3</b>	<b>74t</b>	<b>139/991</b>	<b>86.0</b>
2	Boller, Kyle (2003-08)	1,311	746	56.9	7,846	5.98	45	3.4	44	3.4	77t	102/660	71.9
3	Testaverde, Vinny (1996-97)	1,019	596	58.5	7,148	7.01	51	5.0	34	3.3	86t	54/399	82.8
4	McNair, Steve (2006-07)	673	428	63.6	4,163	6.19	18	2.7	16	2.4	87t	25/169	79.9
5	Banks, Tony (1999-2000)	594	319	53.7	3,714	6.25	25	4.2	16	2.7	76t	53/342	75.7
6	Grbac, Elvis (2001)	467	265	56.7	3,033	6.49	15	3.2	18	3.9	77t	28/215	71.1
7	Wright, Anthony (2002-05)	444	258	58.1	2,781	6.26	15	3.4	17	3.8	64	38/272	71.9
8	Zeier, Eric (1996-98)	318	184	57.9	2,367	7.44	12	3.8	5	1.6	92	39/262	87.3
9	Blake, Jeff (2002)	295	165	55.9	2,084	7.06	13	4.4	11	3.7	77t	30/203	77.3
10	Harbaugh, Jim (1998)	293	164	56.0	1,839	6.28	12	4.1	11	3.8	66t	23/145	72.9
11	Dilfer, Trent (2000)	226	134	59.3	1,502	6.65	12	5.3	11	4.9	59t	23/135	76.6
12	Redman, Chris (2000-03)	198	106	53.5	1,111	5.61	7	3.5	5	2.5	36	17/113	71.3
13	Case, Stoney (1999)	170	77	45.3	988	5.81	3	1.8	8	4.7	54t	17/116	50.3
14	Cunningham, Randall (2001)	89	54	60.7	573	6.44	3	3.4	2	2.2	30	12/66	81.3
15	Smith, Troy (2007-09)	89	48	53.9	558	6.27	3	3.4	1	1.1	79t	5/30	79.7
16	Mitchell, Scott (1999)	56	24	42.9	236	4.21	1	1.8	4	7.1	28t	6/30	31.5
17	Clayton, Mark (2005-09)	5	2	40.0	32	6.40	1	20.0	0	0.0	32t	0/0	101.7
18	<b>Taylor, Tyrod (2011)</b>	<b>1</b>	<b>1</b>	<b>100.0</b>	<b>18</b>	<b>18.00</b>	<b>0</b>	<b>0.0</b>	<b>0</b>	<b>0.0</b>	<b>18</b>	<b>2/3</b>	<b>118.8</b>
19	<b>Koch, Sam (2006-11)</b>	<b>1</b>	<b>1</b>	<b>100.0</b>	<b>13</b>	<b>13.00</b>	<b>0</b>	<b>0.0</b>	<b>0</b>	<b>0.0</b>	<b>13</b>	<b>0/0</b>	<b>118.8</b>
20	Lewis, Jermaine (1996-2001)	1	1	100.0	3	3.00	0	0.0	0	0.0	3	0/0	79.2
21	<b>Rice, Ray (2008-11)</b>	<b>2</b>	<b>1</b>	<b>50.0</b>	<b>1</b>	<b>0.50</b>	<b>1</b>	<b>50.0</b>	<b>0</b>	<b>0.0</b>	<b>1t</b>	<b>0/0</b>	<b>95.8</b>
	Richardson, Wally (1997-98)	2	1	50.0	1	0.50	0	0.0	0	0.0	1	0/0	56.3
23	Heap, Todd (2001-10)	1	0	0.0	0	0.00	0	0.0	0	0.0	0	0/0	39.6
	Holmes, Priest (1997-2000)	1	0	0.0	0	0.00	0	0.0	1	100.0	0	0/0	0.0
	Hymes, Randy (2002-05)	3	0	0.0	0	0.00	0	0.0	0	0.0	0	0/0	39.6
	Zastudil, Dave (2002-05)	1	0	0.0	0	0.00	0	0.0	0	0.0	0	0/0	39.6
27	<b>Boldin, Anquan (2010-11)</b>	<b>1</b>	<b>1</b>	<b>100.0</b>	<b>(-6)</b>	<b>-6.00</b>	<b>0</b>	<b>0.0</b>	<b>0</b>	<b>0.0</b>	<b>0</b>	<b>0/0</b>	<b>79.2</b>
28	Richardson, Kyle (1997-2001)	1	1	100.0	(-11)	-11.00	0	0.0	0	0.0	-11	0/0	79.2

## ALL 300-YARD GAMES

429	Vinny Testaverde vs. STL, 10/27/96 (31 of 51)
<b>389</b>	<b>Joe Flacco @ STL, 9/25/11 (27 of 48)</b>
<b>385</b>	<b>Joe Flacco @ Min., 10/18/09 (28 of 43)</b>
373	Steve McNair @ Ten., 11/12/06 (29 of 47)
366	Vinny Testaverde vs. Jax., 11/24/96 (31 of 50)
353	Vinny Testaverde vs. NE, 10/6/96 (29 of 45)
349	Eric Zeier @ Cin., 12/21/97 (28 of 41)
<b>342</b>	<b>Joe Flacco vs. Cle., 9/27/09 (25 of 35)</b>
338	Vinny Testaverde @ Den., 10/20/96 (27 of 45)
<b>336</b>	<b>Joe Flacco vs. Ari., 10/30/11 (31 of 51)</b>
336	Jeff Blake @ Pit., 12/29/02 (19 of 26)
332	Tony Banks vs. Ten., 12/5/99 (18 of 31)
331	Vinny Testaverde vs. Mia., 10/19/97 (32 of 47)
326	Elvis Grbac @ Cin., 9/23/01 (33 of 63)
322	Vinny Testaverde vs. Jax., 8/31/97 (24 of 41)
319	Anthony Wright vs. Sea., 11/23/03 (20 of 37)
318	Vinny Testaverde @ Ten., 9/21/97 (23 of 37)
316	Jeff Blake vs. NO, 12/8/02 (18 of 39)
<b>307</b>	<b>Joe Flacco vs. KC, 9/13/09 (26 of 43)</b>
307	Steve McNair @ Cle., 9/30/07 (34 of 53)
307	Vinny Testaverde vs. Hou., 12/22/96 (23 of 32)
<b>306</b>	<b>Joe Flacco @ NE, 1/22/12 (22 of 36) - A</b>
<b>305</b>	<b>Joe Flacco vs. Hou., 10/16/11 (20 of 33)</b>
302	Kyle Boller @ Cin., 10/19/03 (15 of 27)
302	Eric Zeier vs. Sea., 12/7/97 (17 of 28)
<b>301</b>	<b>Joe Flacco @ Car., 11/21/10 (24 of 33)</b>
<b>300</b>	<b>Joe Flacco @ Pit., 11/6/11 (28 of 47)</b>

Postseason in Purple Current Ravens in Bold

## LONGEST PASS PLAYS

96t	Trent Dilfer to Shannon Sharpe @ Oak., 1/14/01 - A	61	Joe Flacco to Anquan Boldin vs. Pit., 12/5/10
92	Eric Zeier to Derrick Alexander vs. Sea., 12/7/97	59t	Trent Dilfer to Shannon Sharpe vs. Dal., 11/19/00
87t	Steve McNair to Mark Clayton @ KC, 12/10/06	59t	Tony Banks to Qadry Ismail @ Pit., 12/12/99
86t	Vinny Testaverde to Michael Jackson vs. Hou., 12/22/96	<b>58</b>	<b>Joe Flacco to Ed Dickson vs. Den., 10/10/10</b>
83t	Eric Zeier to Derrick Alexander @ Cin., 12/21/97	58t	Trent Dilfer to Shannon Sharpe vs. Den., 12/31/00 - WC
79t	Troy Smith to Derrick Mason @ Sea., 12/23/07	58t	Jim Harbaugh to Jermaine Lewis @ SD, 11/15/98
77t	Kyle Boller to Demetrius Williams vs. Cle., 12/17/06	57t	Kyle Boller to Randy Hymes vs. KC, 10/4/04
77t	Jeff Blake to Jamal Lewis vs. NO, 12/8/02	57t	Elvis Grbac to Qadry Ismail @ Ten., 11/12/01
77t	Elvis Grbac to Qadry Ismail vs. Ten., 10/7/01	<b>56</b>	<b>Joe Flacco to Anquan Boldin vs. Hou., 10/16/11</b>
76t	Tony Banks to Qadry Ismail @ Pit., 12/12/99	56t	Joe Flacco to T.J. Houshmandzadeh @ Car., 11/21/10
76t	Tony Banks to Patrick Johnson vs. Ten., 12/5/99	<b>56</b>	<b>Trent Dilfer to Shannon Sharpe @ Ten., 1/7/01 - DP</b>
<b>74t</b>	<b>Joe Flacco to Torrey Smith @ STL, 9/25/11</b>	56t	Eric Zeier to Jermaine Lewis @ Jax., 9/20/98
73t	Kyle Boller to Travis Taylor @ Cin., 10/19/03	56	Jim Harbaugh to Eric Green @ Jax., 9/20/98
73	Tony Banks to Billy Davis @ Cin., 11/21/99	54	Joe Flacco to Mark Clayton vs. Pit., 11/29/09
73t	Eric Zeier to Jermaine Lewis vs. Cin., 9/27/98	54	Joe Flacco to Derrick Mason @ Ind., 10/12/08
72t	Joe Flacco to Derrick Mason vs. Cle., 9/27/09	54t	Tony Banks to Qadry Ismail @ Pit., 12/12/99
70t	Joe Flacco to Mark Clayton @ Cin., 11/30/08	54	Tony Banks to Qadry Ismail vs. Ten., 12/5/99
70t	Joe Flacco to Demetrius Williams vs. Oak., 10/26/08	54t	Stoney Case to Justin Armour @ Atl., 10/3/99
67	Joe Flacco to Donte' Stallworth vs. Pit., 12/5/10	54t	Vinny Testaverde to Michael Jackson vs. Jax., 8/31/97
66t	Jim Harbaugh to Floyd Turner @ Ten., 12/6/98	53t	Joe Flacco to Mark Clayton vs. Phi., 11/23/08
65t	Joe Flacco to Todd Heap vs. TB, 11/28/10	53	Kyle Boller to Devard Darling vs. NE, 12/3/07
65t	Steve McNair to Mark Clayton @ Ten., 11/12/06	53t	Tony Banks to Qadry Ismail @ Pit., 9/3/00
65t	V. Testaverde to Michael Jackson @ SF, 11/17/96	53	Jim Harbaugh to Jermaine Lewis vs. Ind., 11/29/98
64	Anthony Wright to Travis Taylor vs. Cin., 12/7/03	53	Jim Harbaugh to Michael Jackson @ GB, 10/25/98
64	Jeff Blake to Travis Taylor @ Atl., 11/3/02	53	Vinny Testaverde to Derrick Alexander vs. Pit., 12/1/96
64	Tony Banks to Patrick Johnson vs. Cin., 12/26/99	<b>52</b>	<b>Joe Flacco to Ray Rice vs. NYJ, 10/2/11</b>
64t	Eric Zeier to Jermaine Lewis vs. Pit., 9/6/98	52	Kyle Boller to Mark Clayton vs. NE, 12/3/07
64t	V. Testaverde to Derrick Alexander vs. NO, 9/29/96	52	Kyle Boller to Clarence Moore @ Phi., 10/31/04
<b>63</b>	<b>Joe Flacco to Ray Rice @ Min., 10/18/09</b>	52t	Vinny Testaverde to Bam Morris @ Jax., 11/10/96
63	Elvis Grbac to Travis Taylor @ Den., 9/30/01	52t	Stoney Case to Patrick Johnson @ Atl., 10/3/99
62t	Joe Flacco to Derrick Mason vs. Det., 12/13/09	<b>51</b>	<b>Joe Flacco to Torrey Smith vs. Hou., 10/16/11</b>
62t	Kyle Boller to Mark Clayton vs. Car., 10/15/06		



# PASSING RECORDS

## PASSING RECORDS

### HIGHEST QUARTERBACK PASSER RATING

#### CAREER (MIN. 450 ATT.)

<b>86.0</b>	<b>Joe Flacco (2008-11)</b>
82.8	Vinny Testaverde (1996-97)
79.9	Steve McNair (2006-07)

#### SEASON (MIN. 300 ATT.)

<b>93.6</b>	<b>Joe Flacco (2010)</b>
<b>88.9</b>	<b>Joe Flacco (2009)</b>
88.7	Vinny Testaverde (1996)

#### GAME (MIN. 15 ATT.)

136.8	Kyle Boller (12/19/05 vs. GB)
<b>135.6</b>	<b>Joe Flacco (12/20/09 vs. Chi.)</b>
134.7	Tony Banks (12/5/99 vs. Ten.)

### MOST PASS ATTEMPTS

#### CAREER

<b>1,958</b>	<b>Joe Flacco (2008-11)</b>
1,311	Kyle Boller (2003-08)
1,019	Vinny Testaverde (1996-97)

#### SEASON

549	Vinny Testaverde (1996)
<b>542</b>	<b>Joe Flacco (2011)</b>
<b>499</b>	<b>Joe Flacco (2009)</b>

#### GAME

63	Elvis Grbac (9/23/01 at Cin.)
53	Steve McNair (9/30/07 at Cle.)
<b>52</b>	<b>Joe Flacco (11/13/11 at Sea.)</b>

### MOST PASS COMPLETIONS

#### CAREER

<b>1,190</b>	<b>Joe Flacco (2008-11)</b>
746	Kyle Boller (2003-08)
596	Vinny Testaverde (1996-97)

#### SEASON

325	Vinny Testaverde (1996)
<b>315</b>	<b>Joe Flacco (2009)</b>
<b>312</b>	<b>Joe Flacco (2011)</b>

#### GAME

34	Steve McNair (9/30/07 at Cle.)
33	Elvis Grbac (9/23/01 at Cin.)
32	Vinny Testaverde (10/19/97 vs. Mia.)

### MOST PASSING YARDAGE

#### CAREER

<b>13,816</b>	<b>Joe Flacco (2008-11)</b>
7,846	Kyle Boller (2003-08)
7,148	Vinny Testaverde (1996-97)

#### SEASON

4,177	Vinny Testaverde (1996)
<b>3,622</b>	<b>Joe Flacco (2010)</b>
<b>3,613</b>	<b>Joe Flacco (2009)</b>

#### GAME

429	Vinny Testaverde (10/27/96 vs. STL - OT)
<b>389</b>	<b>Joe Flacco (9/25/11 at STL)</b>
<b>385</b>	<b>Joe Flacco (10/18/09 at Min.)</b>

### MOST 400-YARD PASSING GAMES

#### CAREER

1	Vinny Testaverde (1996-97)
---	----------------------------

#### SEASON

1	Vinny Testaverde (1996)
---	-------------------------

### MOST 300-YARD PASSING GAMES

#### CAREER

<b>8</b>	<b>Joe Flacco (2008-11)</b>
	Vinny Testaverde (1996-97)
2	Steve McNair (2006-07)
	Jeff Blake (2002)
	Eric Zeier (1996-97)

#### SEASON

5	Vinny Testaverde (1996)
<b>4</b>	<b>Joe Flacco (2011)</b>
<b>3</b>	<b>Joe Flacco (2009)</b>
2	Jeff Blake (2002)
	Eric Zeier (1997)

### LONGEST COMPLETION

92	Eric Zeier to Derrick Alexander (12/7/97 vs. Sea.)
87t	Steve McNair to Mark Clayton (12/10/06 at KC)
86t	Vinny Testaverde to Michael Jackson (12/22/96 vs. Hou.)

### HIGHEST COMPLETION PERCENTAGE

#### CAREER (MIN. 400 ATT.)

63.6	Steve McNair (2006-07)
<b>60.8</b>	<b>Joe Flacco (2008-11)</b>
58.5	Vinny Testaverde (1996-97)

#### SEASON (MIN. 225 ATT.)

<b>63.1</b>	<b>Joe Flacco (2009)</b>
63.0	Steve McNair (2006)
<b>62.6</b>	<b>Joe Flacco (2010)</b>

#### GAME (MIN. 20 ATT.)

<b>80.0</b>	<b>Joe Flacco (11/1/09 vs. Den.), 20 of 25</b>
	Elvis Grbac (10/21/01 at Cle.), 16 of 20
	Elvis Grbac (9/9/01 vs. Chi.), 24 of 30
79.4	Jim Harbaugh (11/1/98 vs. Jax.), 27 of 34

### HIGHEST AVERAGE GAIN PER ATTEMPT

#### CAREER (MIN. 400 ATT.)

<b>7.06</b>	<b>Joe Flacco (2008-11)</b>
7.01	Vinny Testaverde (1996-97)
6.49	Elvis Grbac (2001)

#### SEASON (MIN. 225 ATT.)

7.61	Vinny Testaverde (1996)
<b>7.41</b>	<b>Joe Flacco (2010)</b>
<b>7.24</b>	<b>Joe Flacco (2009)</b>

#### GAME (MIN. 15 ATT.)

12.92	Jeff Blake (12/29/02 at Pit.), 26-336
<b>12.91</b>	<b>Joe Flacco (12/28/08 vs. Jax.), 23-297</b>
12.70	Eric Zeier (9/27/98 vs. Cin.), 20-254

### MOST TOUCHDOWNS PASSING

#### CAREER

<b>80</b>	<b>Joe Flacco (2008-11)</b>
51	Vinny Testaverde (1996-97)
45	Kyle Boller (2003-08)

#### SEASON

33	Vinny Testaverde (1996)
<b>25</b>	<b>Joe Flacco (2010)</b>
<b>21</b>	<b>Joe Flacco (2009)</b>

#### GAME

5	Tony Banks (9/10/00 vs. Jax.)
<b>4</b>	<b>Joe Flacco (12/20/09 vs. Chi.)</b>
	Kyle Boller (12/12/04 vs. NYG)
	Anthony Wright (11/23/03 vs. Sea.)
	Tony Banks (12/5/99 vs. Ten.)
	Vinny Testaverde (10/20/96 at Den.)

### MOST GAMES, 4 TD PASSES

#### CAREER

2	Tony Banks (1999-2000)
<b>1</b>	<b>Joe Flacco (2008-11)</b>
	Kyle Boller (2003-08)
	Anthony Wright (2002-05)
	Vinny Testaverde (1996-97)

#### SEASON

<b>1</b>	<b>Joe Flacco (2009)</b>
	Kyle Boller (2004)
	Anthony Wright (2003)
	Tony Banks (1999, 2000)
	Vinny Testaverde (1996)

### MOST GAMES, 3 OR MORE TD PASSES

#### CAREER

10	Vinny Testaverde (1996-97)
<b>7</b>	<b>Joe Flacco (2008-11)</b>
5	Kyle Boller (2003-08)

#### SEASON

7	Vinny Testaverde (1996)
<b>3</b>	<b>Joe Flacco (2010)</b>
	Kyle Boller (2005)
	Tony Banks (1999)

### MOST CONSECUTIVE GAMES, 3 OR MORE TD PASSES

4	Vinny Testaverde (5th-8th, 1996)
3	Tony Banks (12th-14th, 1999)

### MOST CONSECUTIVE GAMES, TD PASSES

13	Vinny Testaverde (13th, 1996-9th, 1997)
<b>10</b>	<b>Joe Flacco (6th-15th, 2010)</b>
<b>8</b>	<b>Joe Flacco (6th-13th, 2008)</b>

### MOST CONSECUTIVE PASSES ATTEMPTED NOT INTERCEPTED

175	Eric Zeier (11/9/97-9/20/98)
162	Steve McNair (11/12/06-12/24/06)
<b>137</b>	<b>Joe Flacco (10/3/10-11/11/10)</b>
<b>124</b>	<b>Joe Flacco (10/12/08-11/16/08)</b>
<b>123</b>	<b>Joe Flacco (11/28/10-12/26/10)</b>

### MOST CONSECUTIVE PASSES COMPLETED

<b>14</b>	<b>Joe Flacco (11/1/09 vs. Den.)</b>
<b>12</b>	<b>Joe Flacco (10/5/08 vs. Ten.)</b>
<b>11</b>	<b>Joe Flacco (10/12/08 at Ind.)</b>

### MOST PASSES HAD INTERCEPTED

#### CAREER

<b>46</b>	<b>Joe Flacco (2008-11)</b>
44	Kyle Boller (2003-08)
34	Vinny Testaverde (1996-97)

#### SEASON

19	Vinny Testaverde (1996)
18	Elvis Grbac (2001)
15	Vinny Testaverde (1997)

#### GAME

<b>4</b>	<b>Joe Flacco (9/19/10 at Cin.)</b>
	Elvis Grbac (11/18/01 vs. Cle.)
	Vinny Testaverde (11/3/96 vs. Cin.)

### MOST PASS ATTEMPTS, NO INTERCEPTIONS

#### GAME

50	Vinny Testaverde (11/24/96 vs. Jax.)
<b>48</b>	<b>Joe Flacco (9/25/11 at STL)</b>
<b>47</b>	<b>Joe Flacco (11/6/11 at Pit.)</b>
	Vinny Testaverde (10/19/97 vs. Mia.)
<b>43</b>	<b>Joe Flacco (10/18/09 at Min.)</b>
	Steve McNair (11/30/06 at Cin.)

### LOWEST PCT. PASSES HAD INTERCEPTED

#### CAREER (MIN. 450 ATT.)

<b>2.3</b>	<b>Joe Flacco (2008-11)</b>
2.4	Steve McNair (2006-07)
2.7	Tony Banks (1999-2000)

#### SEASON (MIN. 225 ATT.)

<b>2.0</b>	<b>Joe Flacco (2010)</b>
<b>2.2</b>	<b>Joe Flacco (2011)</b>
<b>2.4</b>	<b>Joe Flacco (2009)</b>
	Kyle Boller (2004)

### MOST TIMES SACKED

#### CAREER

<b>139</b>	<b>Joe Flacco (2008-11)</b>
102	Kyle Boller (2003-08)
54	Vinny Testaverde (1996-97)

#### SEASON

<b>40</b>	<b>Joe Flacco (2010)</b>
<b>36</b>	<b>Joe Flacco (2009)</b>
35	Kyle Boller (2004)

#### GAME

7	Jeff Blake (11/17/02 at Mia.)
	Tony Banks (11/21/99 at Cin.)
	Eric Zeier (12/21/97 at Cin.)

# RECEIVING RECORDS

## TOP 10 CAREER RECEIVING YARDS

RANK	NAME (SEASONS)	REC	YDS	AVG	LG	TD
1	Mason, Derrick (2005-10)	471	5,777	12.3	79t	29
2	Heap, Todd (2001-10)	467	5,492	11.8	65t	41
3	Clayton, Mark (2005-09)	234	3,116	13.3	87t	12
4	Ismail, Qadry (1999-2001)	191	2,819	14.8	77t	18
5	Taylor, Travis (2000-04)	204	2,758	13.5	73t	15
6	Jackson, Michael (1996-98)	183	2,596	14.2	86t	18
7	<b>Rice, Ray (2008-11)</b>	<b>250</b>	<b>2,235</b>	<b>8.9</b>	<b>63</b>	<b>5</b>
8	Alexander, Derrick (1996-97)	127	2,108	16.6	92	18
9	Lewis, Jermaine (1996-2001)	136	1,984	14.6	73t	16
10	<b>Boldin, Anquan (2010-11)</b>	<b>121</b>	<b>1,724</b>	<b>14.2</b>	<b>61</b>	<b>10</b>

## RECEIVING RECORDS

### MOST RECEPTIONS

#### CAREER

- 471 Derrick Mason (2005-10)
- 467 Todd Heap (2001-10)
- 250 Ray Rice (2008-11)**

#### SEASON

- 103 Derrick Mason (2007)
- 86 Derrick Mason (2005)
- 80 Derrick Mason (2008)
- 78 Ray Rice (2009) - RB**
- 76 Ray Rice (2011) - RB**
- Michael Jackson (1996)

#### GAME

- 13 Priest Holmes (10/11/98 vs. Ten.) - RB
- 11 Derrick Mason (10/7/07 at SF)
- 10 Ed Dickson (11/13/11 at Sea.)**
- Ray Rice (10/18/09 at Min.) - RB**
- Derrick Mason (9/30/07 at Cle.)
- Floyd Turner (12/13/98 vs. Min.)

### MOST SEASONS, 50 OR MORE RECEPTIONS

- 6 Derrick Mason (2005-10)
- 5 Todd Heap (2009, 2006, 2005, 2003, 2002)
- 3 Ray Rice (2009-11)**

### MOST CONSECUTIVE GAMES W/ A RECEPTION

- 74 Todd Heap (2002-07)
- 56 Ray Rice (2008-present)**
- 46 Derrick Mason (2006-09)

### MOST RECEIVING YARDAGE

#### CAREER

- 5,777 Derrick Mason (2005-10), 471 rec.
- 5,492 Todd Heap (2001-10), 467 rec.
- 3,116 Mark Clayton (2005-09), 234 rec.

#### SEASON

- 1,201 Michael Jackson (1996), 76 rec.
- 1,105 Qadry Ismail (1999), 68 rec.
- 1,099 Derrick Alexander (1996), 62 rec.
- 1,087 Derrick Mason (2007), 103 rec.

#### GAME

- 258 Qadry Ismail (12/12/99 at Pit.), 6 rec.
- 198 Derrick Alexander (12/1/96 vs. Pit.), 7 rec.
- 164 Mark Clayton (11/30/08 at Cin.), 5 rec.

### MOST RECEIVING YARDAGE IN A HALF

- 210 Qadry Ismail (12/12/99 at Pit.), 4 rec.
- 166 Derrick Alexander (12/1/96 vs. Pit.), 5 rec.
- 144 Torrey Smith (9/25/11 at STL), 4 rec.**

### MOST SEASONS, 1,000 OR MORE YARDS, RECEIVING

- 4 Derrick Mason (2009, 2008, 2007, 2005)
- 2 Qadry Ismail (2001, 1999)
- Derrick Alexander (1997, 1996)

### MOST 100-YARD RECEIVING GAMES

#### CAREER

- 9 Mark Clayton (2005-09)
- 7 Derrick Mason (2005-10)
- Derrick Alexander (1996-97)
- 5 Anquan Boldin (2010-11)**
- Qadry Ismail (1999-2001)
- Michael Jackson (1996-98)

#### SEASON

- 4 Mark Clayton (2006)
- Michael Jackson (1996)
- 3 Anquan Boldin (2010)**
- Qadry Ismail (1999)
- Derrick Alexander (1997, 1996)

### MOST CONSECUTIVE GAMES, AT LEAST 100 YARDS, RECEIVING

- 3 Qadry Ismail (1999)
- 2 Floyd Turner (1998, 1996)
- Michael Jackson (1997, 1996)

### LONGEST PASS RECEPTION

- 92 Derrick Alexander (12/7/97 vs. Sea.)
- 87t Mark Clayton (12/10/06 at KC)
- 86t Michael Jackson (12/22/96 vs. Hou.)

### AVERAGE GAIN PER RECEPTION

#### CAREER (MIN. 60 RECEPTIONS)

- 16.6 Derrick Alexander (1996-97), 127 rec.
- 16.0 Demetrius Williams (2006-09), 63 rec.
- 15.5 Patrick Johnson (1998-2001, 2005), 60 rec.

#### SEASON (MIN. 25 RECEPTIONS)

- 19.1 Jermaine Lewis (1998), 41 rec.
- 18.1 Patrick Johnson (1999), 29 rec.
- 17.7 Derrick Alexander (1996), 62 rec.

#### GAME (MIN. 3 RECEPTIONS)

- 43.0 Qadry Ismail (12/12/99 at Pit.), 6-258
- 34.5 Travis Taylor (10/19/03 at Cin.), 4-138
- 32.8 Mark Clayton (11/30/08 at Cin.), 5-164

### MOST TD RECEPTIONS

#### CAREER

- 41 Todd Heap (2001-10)
- 29 Derrick Mason (2005-10)
- 18 Qadry Ismail (1999-2001)
- Michael Jackson (1996-98)
- Derrick Alexander (1996-97)

#### SEASON

- 14 Michael Jackson (1996)
- 9 Derrick Alexander (1997, 1996)
- 7 Torrey Smith (2011)**
- Derrick Mason (2010, 2009)
- Anquan Boldin (2010)**
- Todd Heap (2005)
- Qadry Ismail (2001)

#### GAME

- 4 Marcus Robinson (11/23/03 vs. Sea.)
- 3 Torrey Smith (9/25/11 at STL)**
- Anquan Boldin (9/26/10 vs. Cle.)**
- Qadry Ismail (12/12/99 at Pit.)
- Michael Jackson (12/22/96 vs. Hou.)
- 25 times, **last by Ed Dickson** (11/13/11 at Sea.)

### MOST CONSECUTIVE GAMES, TD RECEPTIONS

- 5 Michael Jackson (1996, 7th-11th games)
- 4 Derrick Alexander (1997, 6th-9th games)
- 3 Todd Heap (2006, 2nd-4th games)

## ALL 100-YARD GAMES

258	Qadry Ismail @ Pit., 12/12/99 (6 rec.)
198	Derrick Alexander vs. Pit., 12/1/96 (7 rec.)
<b>165</b>	<b>Torrey Smith vs. Cin., 11/20/11 (6 rec.)</b>
164	Mark Clayton @ Cin., 11/30/08 (5 rec.)
<b>152</b>	<b>Torrey Smith @ STL, 9/25/11 (5 rec.)</b>
150	Derrick Alexander vs. Sea., 12/7/97 (6 rec.)
150	Michael Jackson vs. Jax., 11/24/96 (9 rec.)
147	Floyd Turner vs. Min., 12/13/98 (10 rec.)
146	Todd Heap @ Pit., 12/29/02 (7 rec.)
<b>145</b>	<b>Anquan Boldin vs. Ari., 10/30/11 (7 rec.)</b>
143	Michael Jackson vs. Jax., 8/31/97 (8 rec.)
<b>142</b>	<b>Anquan Boldin vs. Cle., 9/26/10 (8 rec.)</b>
142	Derrick Mason vs. Ind., 11/22/09 (9 rec.)
138	Travis Taylor @ Cin., 10/19/03 (4 rec.)
137	Derrick Mason @ Pit., 9/29/08 (8 rec.)
136	Derrick Mason @ Cle., 11/2/08 (9 rec.)
<b>132</b>	<b>Anquan Boldin vs. Hou., 10/16/11 (8 rec.)</b>
132	Derrick Mason @ Cle., 9/24/06 (7 rec.)
131	Marcus Robinson vs. Sea., 11/23/03 (7 rec.)
129	Mark Clayton vs. Pit., 11/29/09 (7 rec.)
129	Todd Heap @ Cin., 10/19/03 (7 rec.)
129	Qadry Ismail @ Ten., 11/12/01 (8 rec.)
128	Mark Clayton vs. Jax., 12/28/08 (4 rec.)
128	Michael Jackson vs. NE, 10/6/96 (8 rec.)
127	Travis Taylor @ Atl., 11/3/02 (4 rec.)
126	Derrick Alexander @ Den., 10/20/96 (6 rec.)
125	Mark Clayton @ Ten., 11/12/06 (7 rec.)
124	Jermaine Lewis @ Ten., 9/21/97 (8 rec.)
123	Derrick Alexander vs. NE, 10/6/96 (6 rec.)
122	Jermaine Lewis vs. Cin., 9/27/98 (4 rec.)
<b>118</b>	<b>Anquan Boldin vs. Pit., 12/5/10 (5 rec.)</b>
118	Derrick Mason vs. Cle., 9/27/09 (5 rec.)
<b>117</b>	<b>Ray Rice @ Min., 10/18/09 (10 rec.)</b>
117	Jermaine Lewis @ Jax., 9/20/98 (4 rec.)
117	Michael Jackson vs. Hou., 12/22/96 (5 rec.)
115	Qadry Ismail vs. NO, 12/19/99 (7 rec.)
114	Patrick Johnson @ NE, 1/2/00 (9 rec.)
113	Qadry Ismail vs. Ten., 12/5/99 (5 rec.)
113	Michael Jackson vs. STL, 10/27/96 (7 rec.)
112	Mark Clayton @ KC, 12/10/06 (5 rec.)
111	Derrick Alexander @ Cin., 12/21/97 (5 rec.)
<b>110</b>	<b>Anquan Boldin @ NYJ, 9/13/10 (7 rec.)</b>
110	Todd Heap vs. GB, 12/19/05 (9 rec.)
108	Mark Clayton @ Pit., 12/24/06 (7 rec.)
<b>108</b>	<b>Todd Heap @ KC, 1/9/11 - WC</b>
108	Jamal Lewis vs. NO, 12/8/02 (4 rec.)
108	Floyd Turner @ Ten., 12/6/98 (4 rec.)
108	Floyd Turner vs. STL, 10/27/96 (6 rec.)
107	Mark Clayton vs. Cin., 11/11/07 (8 rec.)
107	Devard Darling vs. Cle., 11/18/07 (4 rec.)
105	Mark Clayton @ Den., 12/11/05 (7 rec.)
105	Jermaine Lewis vs. Mia., 10/19/97 (6 rec.)
104	Shannon Sharpe vs. Ten., 10/22/00 (8 rec.)
104	Derrick Alexander vs. Cin., 9/7/97 (8 rec.)
104	Floyd Turner vs. Cin., 11/3/96 (6 rec.)
103	Derrick Mason vs. Min., 12/25/05 (9 rec.)
102	Marcus Robinson vs. Pit., 12/28/03 (6 rec.)
102	Qadry Ismail @ Pit., 9/3/00 (7 rec.)
<b>101</b>	<b>Anquan Boldin @ NE, 1/22/12 (6 rec.) - A</b>
101	Mark Clayton vs. Car., 10/15/06 (5 rec.)
101	Shannon Sharpe vs. Dal., 11/19/00 (5 rec.)
100	Derrick Mason @ NE, 10/17/10 (8 rec.)
100	Demetrius Williams vs. Cle., 12/17/06 (2 rec.)

Postseason in Purple Current Ravens in Bold

# RUSHING RECORDS

## TOP 10 CAREER RUSHING

RANK	NAME (SEASONS)	ATT	YDS	AVG	LG	TD
1	Lewis, Jamal (2000-06)	1,822	7,801	4.3	82t	45
2	<b>Rice, Ray (2008-11)</b>	<b>959</b>	<b>4,377</b>	<b>4.6</b>	<b>70t</b>	<b>24</b>
3	McGahee, Willis (2007-10)	673	2,802	4.2	77t	31
4	Holmes, Priest (1997-2000)	459	2,102	4.6	72	10
5	Taylor, Chester (2002-05)	373	1,599	4.3	52	4
6	Morris, Byron "Bam" (1996-97)	376	1,511	4.0	25	8
7	McClain, LeRon (2007-10)	314	1,185	3.8	82t	12
8	Rhett, Errict (1998-99)	280	1,032	3.7	52t	5
9	Byner, Earnest (1996-97)	243	947	3.9	42	4
10	Allen, Terry (2001)	168	658	3.9	26	3

## RUSHING RECORDS

### MOST RUSHING ATTEMPTS

CAREER	NAME (SEASONS)	ATTEMPTS
1,822	Jamal Lewis (2000-06)	
<b>959</b>	<b>Ray Rice (2008-11)</b>	
673	Willis McGahee (2007-10)	
SEASON	NAME (SEASONS)	ATTEMPTS
387	Jamal Lewis (2003)	
314	Jamal Lewis (2006)	
309	Jamal Lewis (2000)	
GAME	NAME (SEASONS)	ATTEMPTS
36	Priest Holmes (11/22/98 at Cin.)	
	Bam Morris (10/26/97 at Was.)	
35	Jay Graham (11/16/97 vs. Phi. - OT)	

### MOST YARDAGE

CAREER	NAME (SEASONS)	YARDS
7,801	Jamal Lewis (2000-06)	
<b>4,377</b>	<b>Ray Rice (2008-11)</b>	
2,802	Willis McGahee (2007-10)	
SEASON	NAME (SEASONS)	YARDS
2,066	Jamal Lewis (2003)	
<b>1,364</b>	<b>Ray Rice (2011)</b>	
	Jamal Lewis (2000)	
<b>1,339</b>	<b>Ray Rice (2009)</b>	
1,327	Jamal Lewis (2002)	
<b>1,220</b>	<b>Ray Rice (2010)</b>	
GAME	NAME (SEASONS)	YARDS
295	Jamal Lewis (9/14/03 vs. Cle.)	
227	Priest Holmes (11/22/98 at Cin.)	
205	Jamal Lewis (12/21/03 at Cle.)	
<b>204</b>	<b>Ray Rice (12/4/11 at Cle.)</b>	
<b>191</b>	<b>Ray Rice (1/1/12 at Cin.)</b>	

### MOST 100-YARD RUSHING GAMES

CAREER	NAME (SEASONS)	GAMES
30	Jamal Lewis (2000-06)	
<b>13</b>	<b>Ray Rice (2008-11)</b>	
9	Willis McGahee (2007-10)	
SEASON	NAME (SEASONS)	GAMES
12	Jamal Lewis (2003)	
<b>6</b>	<b>Ray Rice (2011)</b>	
5	Willis McGahee (2007)	
	Jamal Lewis (2002)	
	Jamal Lewis (2000)	
<b>4</b>	<b>Ray Rice (2009)</b>	
	Jamal Lewis (2004)	
	Errict Rhett (1999)	
	Priest Holmes (1998)	

### LONGEST RUN FROM SCRIMMAGE

82t	LeRon McClain (12/20/08 at Dal.)
	Jamal Lewis (9/14/03 vs. Cle.)
77t	Willis McGahee (1/3/10 at Oak.)
	Willis McGahee (12/20/08 at Dal.)
75t	Jamal Lewis (9/26/04 at Cin.)
	Jamal Lewis (10/6/02 at Cle.)

### MOST RUSHING TOUCHDOWNS

CAREER	NAME (SEASONS)	TOUCHDOWNS
45	Jamal Lewis (2000-06)	
31	Willis McGahee (2007-10)	
<b>24</b>	<b>Ray Rice (2008-11)</b>	
SEASON	NAME (SEASONS)	TOUCHDOWNS
14	Jamal Lewis (2003)	
<b>12</b>	<b>Ray Rice (2011)</b>	Willis McGahee (2009)
10	LeRon McClain (2008)	
GAME	NAME (SEASONS)	TOUCHDOWNS
<b>3</b>	<b>Ray Rice (10/30/11 vs. Ari.)</b>	
	Willis McGahee (1/3/10 at Oak.)	
	Jamal Lewis (twice, 11/19/06 vs. ATL; 12/7/03 vs. Cin.)	
2	23 times (last by Ray Rice, 1/1/12 at Cin.)	

### MOST CONSECUTIVE GAMES W/ A RUSHING TD

7	Willis McGahee (2007)
<b>4</b>	<b>Ray Rice (2009)</b>
	Jamal Lewis (2003)
3	Willis McGahee (twice in 2009, once in 2010)
	LeRon McClain (2008)
	Jamal Lewis (2006, 2004, 2000)

### HIGHEST RUSHING AVERAGE

CAREER (MIN. 350 CARRIES)	NAME (SEASONS)	AVERAGE
<b>4.6</b>	<b>Ray Rice (2008-11)</b>	
	Priest Holmes (1997-2000)	
4.3	Jamal Lewis (2000-06)	
	Chester Taylor (2002-05)	
SEASON (MIN. 100 CARRIES)	NAME (SEASONS)	AVERAGE
<b>5.3</b>	<b>Ray Rice (2009)</b>	
	Jamal Lewis (2003)	
5.0	Willis McGahee (2009)	
GAME (MIN. 10 CARRIES)	NAME (SEASONS)	AVERAGE
<b>12.8</b>	<b>Ray Rice (12/13/09 vs. Det.)</b>	
10.4	Willis McGahee (1/3/10 at Oak.)	
10.3	Jamal Lewis (9/26/04 at Cin.)	

## LONGEST RUNS

<b>83t</b>	<b>Ray Rice @ NE, 1/10/10 - WC</b>
82t	LeRon McClain @ Dal., 12/20/08
82t	Jamal Lewis vs. Cle., 9/14/03
77t	Willis McGahee @ Oak., 1/3/10
77t	Willis McGahee @ Dal., 12/20/08
75t	Jamal Lewis @ Cin., 9/26/04
75	Jamal Lewis @ Cle., 10/6/02
72t	Jamal Lewis @ Cle., 12/21/03
72	Priest Holmes vs. Ten., 12/5/99
<b>70t</b>	<b>Ray Rice at Cin., 1/1/12</b>
<b>67</b>	<b>Ray Rice at Cle., 12/4/11</b>
64t	Priest Holmes @ Pit., 12/12/99
63t	Jamal Lewis vs. Cle., 9/14/03
<b>60</b>	<b>Ray Rice @ Cle., 11/2/08</b>

<b>59</b>	<b>Ray Rice vs. Cin., 11/20/11</b>
<b>59t</b>	<b>Ray Rice vs. Det., 12/13/09</b>
56	Priest Holmes @ Cin., 11/22/98
55	Moe Williams vs. Ind., 12/2/01
<b>53</b>	<b>Ray Rice @ STL, 9/25/11</b>
<b>52</b>	<b>Ray Rice vs. Det., 12/13/09</b>
52	Jamal Lewis vs. Cle., 12/17/06
52	Jamal Lewis @ Ari., 10/12/03
52t	Errict Rhett @ Cle., 11/7/99
52	Chester Taylor vs. Cle., 10/16/05
<b>51t</b>	<b>Ray Rice at Cin., 1/1/12</b>
<b>50</b>	<b>Ray Rice vs. NO., 12/19/10</b>
<b>50</b>	<b>Ray Rice @ NE, 10/4/09</b>

## ALL 100-YARD GAMES

295	Jamal Lewis vs. Cle., 9/14/03 (30 car.)
227	Priest Holmes @ Cin., 11/22/98 (36 car.)
205	Jamal Lewis @ Cle., 12/21/03 (22 car.)
<b>204</b>	<b>Ray Rice @ Cle., 12/4/11 (29 car.)</b>
<b>191</b>	<b>Ray Rice @ Cin., 1/1/12 (24 car.)</b>
187	Jamal Lewis @ Cle., 10/6/02 (26 car.)
187	Jamal Lewis vs. Dal., 11/19/00 (28 car.)
186	Jamal Lewis @ Cin., 9/26/04 (18 car.)
180	Jamal Lewis vs. Cin., 12/7/03 (30 car.)
176	Bam Morris @ Was., 10/26/97 (36 car.)
173	Priest Holmes vs. Cin., 9/27/98 (27 car.)
170	Jamal Lewis vs. Cle., 11/26/00 (30 car.)
167	Willis McGahee @ Oak., 1/3/10 (16 car.)
167	Jamal Lewis vs. Mia., 1/2/05 (34 car.)
<b>166</b>	<b>Ray Rice vs. Det., 12/13/09 (13 car.)</b>
<b>159</b>	<b>Ray Rice @ NE, 1/10/10 (22 car.) - WC</b>
<b>154</b>	<b>Ray Rice @ Cle., 11/2/08 (21 car.)</b>
154	Jay Graham vs. Phi., 11/16/97 (35 car.)
<b>153</b>	<b>Ray Rice vs. NO, 12/19/10 (31 car.)</b>
149	Earnest Byner vs. NO, 9/29/96 (24 car.)
<b>141</b>	<b>Ray Rice @ Pit., 12/27/09 (30 car.)</b>
139	LeRon McClain @ Dal., 12/20/08 (22 car.)
139	Chester Taylor vs. Cin., 12/5/04 (23 car.)
138	Willis McGahee vs. NE, 12/3/07 (30 car.)
136	Errict Rhett @ Atl., 10/3/99 (27 car.)
135	Jamal Lewis vs. Cin., 11/10/02 (21 car.)
134	Jamal Lewis vs. Den., 10/26/03 (32 car.)
<b>133</b>	<b>Ray Rice vs. Den., 10/10/10 (27 car.)</b>
133	Terry Allen vs. Min., 1/7/02 (23 car.)
132	Jamal Lewis @ SD, 9/21/03 (23 car.)
132	Priest Holmes vs. Det., 12/27/98 (28 car.)
131	Jamal Lewis @ Ari., 10/12/03 (21 car.)
130	Jamal Lewis @ Ind., 12/19/04 (20 car.)
130	Priest Holmes @ Pit., 12/12/99 (18 car.)
130	Bam Morris @ NYJ, 11/2/97 (31 car.)
126	Jamal Lewis @ Ari., 12/17/00 (29 car.)
125	Jamal Lewis @ Oak., 12/14/03 (24 car.)
121	Jamal Lewis @ Cin., 12/1/02 (22 car.)
119	Jamal Lewis vs. Jax., 10/20/02 (28 car.)
119	Priest Holmes @ Pit., 9/3/00 (27 car.)
117	Jamal Lewis vs. Sea., 11/23/03 (26 car.)
117	Errict Rhett @ Cle., 11/7/99 (17 car.)
117	Bam Morris @ Cin., 12/8/96 (21 car.)
116	Jamal Lewis @ Was., 10/10/04 (28 car.)
116	Jamal Lewis vs. Cin., 9/24/00 (25 car.)
115	Jamal Lewis vs. KC, 9/28/03 (26 car.)
114	Willis McGahee @ Buf., 10/21/07 (19 car.)
114	Jamal Lewis vs. Pit., 12/28/03 (27 car.)
113	Jamal Lewis @ Cin., 11/27/05 (23 car.)
113	Errict Rhett vs. Cle., 9/26/99 (22 car.)
112	Willis McGahee @ Hou., 11/9/08 (25 car.)
111	Jamal Lewis @ STL, 11/9/03 (27 car.)
111	Moe Williams vs. Ind., 12/2/01 (24 car.)
<b>110</b>	<b>Jamal Lewis vs. Den., 12/31/00 (30 car.) - WC</b>
109	Jamal Lewis vs. Cle., 12/17/06 (22 car.)
109	Jamal Lewis vs. NO, 10/29/06 (31 car.)
<b>109</b>	<b>Terry Allen @ Mia., 1/13/02 (25 car.) - WC</b>
109	Jamal Lewis @ Cin., 11/5/00 (22 car.)
109	Bam Morris @ Jax., 11/10/96 (26 car.)
<b>108</b>	<b>Ray Rice vs. KC, 9/13/09 (19 car.)</b>
108	Willis McGahee @ Dal., 12/20/08 (8 car.)
108	Terry Allen vs. Ten., 10/7/01 (22 car.)
<b>107</b>	<b>Ray Rice vs. Pit., 9/11/11 (19 car.)</b>
105	Willis McGahee @ Mia., 10/19/08 (19 car.)
105	Jamal Lewis vs. GB, 12/19/05 (22 car.)
<b>104</b>	<b>Ray Rice vs. Cin., 11/20/11 (20 car.)</b>
104	Willis McGahee @ Mia., 12/16/07 (29 car.)
104	Willis McGahee @ Cle., 9/30/07 (14 car.)
104	Chester Taylor vs. NYG, 12/12/04 (25 car.)
<b>103</b>	<b>Ray Rice vs. Ind., 12/11/11 (26 car.)</b>
<b>103</b>	<b>Ray Rice @ NE, 10/4/09 (11 car.)</b>
103	Priest Holmes vs. Ind., 11/29/98 (22 car.)
102	Willis McGahee vs. Cle., 11/18/07 (21 car.)
<b>102</b>	<b>Jamal Lewis @ NYG, 1/28/01 (27 car.) - SB XXXV</b>
<b>101</b>	<b>Ray Rice vs. Hou., 10/16/11 (23 carries)</b>
101	Jamal Lewis @ Cin., 10/19/03 (19 car.)
101	Errict Rhett vs. Pit., 9/19/99 (22 car.)
100	Jamal Lewis vs. Cle., 12/22/02 (21 car.)
100	Priest Holmes vs. Ten., 12/5/99 (9 car.)
100	Bam Morris vs. Pit., 12/1/96 (28 car.)

Postseason in Purple Current Ravens in Bold

# INTERCEPTION RECORDS

## TOP 10 CAREER INTERCEPTIONS

RANK	NAME (SEASONS)	NO	YDS	AVG	LG	TD
1	Reed, Ed (2002-11)	57	1,463	25.7	107t*	6
2	Lewis, Ray (1996-2011)	31	503	16.2	64	3
3	McAlister, Chris (1999-2008)	26	486	18.7	98t	5
4	Starks, Duane (1998-2001)	20	196	9.8	64	1
	Woodson, Rod (1998-2001)	20	380	19.0	66t	5
6	Landry, Dawan (2006-10)	9	213	23.7	48t	3
7	Langham, Antonio (1996-97)	8	99	12.4	40t	1
	Rolle, Samari (2005-09)	8	76	9.5	44	0
	Williams, Chad (2002-05)	8	320	40.0	98t	3
10	Suggs, Terrell (2003-11)	7	144	20.6	44t	2
	Webb, Lardarius (2009-11)	7	113	16.1	73t	1
12	Thomas, Adalius (2000-06)	6	120	20.0	32	2
13	Baxter, Gary (2001-04)	5	74	14.8	34	0
	Harris, Corey (1998-2001)	5	69	13.8	42	1
	Moore, Stevon (1996-99)	5	66	13.2	38	0
	Sanders, Deion (2004-05)	5	144	28.8	48t	1
	Staten, Ralph (1997-98)	5	37	7.4	14	0
	Turner, Eric (1996)	5	1	0.2	1	0

\* NFL Record

## 50-YARD INT RETURNS

107t*	Ed Reed vs. Phi., 11/23/08
106t	Ed Reed vs. Cle., 11/7/04
98t	Chad Williams @ Cin., 12/1/02
98t	Chris McAlister vs. NYJ, 12/24/00
94	Chad Williams vs. Buf., 10/24/04
83t	Chris McAlister @ Ari., 10/12/03
78	Ed Reed @ NYJ, 11/14/04
73t	Lardarius Webb vs. NYJ, 10/2/11
66t	Rod Woodson @ Cle., 11/7/99
64t	Ed Reed @ Mia., 1/4/09 - WC
64	Ray Lewis vs. Cin., 12/23/01
64	Duane Starks vs. NYJ, 12/24/00
60t	Chris McAlister @ TB, 9/10/06
60	Haloti Ngata @ TB, 9/10/06
60t	Rod Woodson @ NYJ, 9/13/98
60	Ray Lewis @ STL, 9/12/99

\* NFL Record

Postseason in Purple Current Ravens in Bold

## INTERCEPTIONS RECORDS

### MOST INTERCEPTIONS

CAREER	NO	NAME (SEASONS)
57	Ed Reed (2002-11)	
31	Ray Lewis (1996-2011)	
26	Chris McAlister (1999-2008)	
20	Duane Starks (1998-2001)	
	Rod Woodson (1998-2001)	

SEASON	NO	NAME (SEASONS)
9	Ed Reed (2008, 2004)	
8	Ed Reed (2010)	
7	Ed Reed (2007, 2003)	
	Rod Woodson (1999)	
6	Ray Lewis (2003)	
	Chris McAlister (2006)	
	Duane Starks (2000)	
	Rod Woodson (1998)	

GAME	NO	NAME (SEASONS)
2	26 times by 13 players, last by Ed Reed (9/11/11 vs. Pit.)	

### MOST CONSECUTIVE GAMES WITH AN INTERCEPTION

5	Eric Turner (10/27/96-11/24/96)
3	6 times by 3 players, last by Ed Reed (12/26/10-9/11/11)

### MOST YARDS GAINED AFTER INTERCEPTIONS

CAREER	YDS	NAME (SEASONS)
1,463	Ed Reed (2002-11)	
503	Ray Lewis (1996-2011)	
486	Chris McAlister (1999-2008)	
380	Rod Woodson (1998-2001)	
SEASON	YDS	NAME (SEASONS)
358	Ed Reed (2004)	
264	Ed Reed (2008)	
195	Rod Woodson (1999)	
183	Ed Reed (2010)	

GAME	YDS	NAME (SEASONS)
150	Ed Reed (11/23/08 vs. Phi.)	
106	Ed Reed (11/07/04 vs. Cle.)	
98	Chris McAlister (12/24/00 vs. NYJ)	
	Chad Williams (12/1/02 at Cin.)	

### LONGEST INTERCEPTION RETURN

*107t	Ed Reed (11/23/08 vs. Phi.)
106t	Ed Reed (11/7/04 vs. Cle.)
98t	Chris McAlister (12/24/00 vs. NYJ)
	Chad Williams (12/1/02 at Cin.)

### HIGHEST AVERAGE ON INTERCEPTION RETURNS

CAREER (MIN. 8 INTs)	AVG	NAME (SEASONS)
40.0	Chad Williams (2002-05, 8-320)	
25.7	Ed Reed (2002-11, 57-1,463)	
23.7	Dawan Landry (2006-10, 9-213)	

### MOST TDs ON INTERCEPTION RETURNS

CAREER	NO	NAME (SEASONS)
6	Ed Reed# (2002-10)	
5	Chris McAlister (1999-2008)	
	Rod Woodson (1998-2001)	
3	Three players	
SEASON	NO	NAME (SEASONS)
2	Ed Reed (2008)	
	Terrell Suggs (2008)	
	Chris McAlister (2006)	
	Rod Woodson (1999, 1998)	

GAME	NO	NAME (SEASONS)
1	39 times by 18 players, last by Lardarius Webb, 10/2/11 vs. NYJ	

\* NFL Record

# 1 Received Lateral for INT-TD Return, 11/5/06





# TACKLES/SACKS/FUMBLES

## TACKLES RECORDS

### MOST TACKLES

CAREER	
<b>2,586</b>	<b>Ray Lewis (1996-2011)</b>
721	Kelly Gregg (2001-10)
<b>660</b>	<b>Terrell Suggs (2003-11)</b>
<b>603</b>	<b>Ed Reed (2002-11)</b>
<b>523</b>	<b>Jarret Johnson (2003-11)</b>
522	Jamie Sharper (1997-2001)
508	Bart Scott (2002-08)
502	Peter Boulware (1997-2005)
490	Chris McAlister (1999-2008)
472	Ed Hartwell (2001-04)
457	Michael McCrary (1997-2002)
436	Adalius Thomas (2000-06)
<b>393</b>	<b>Haloti Ngata (2006-11)</b>
387	Dawan Landry (2006-10)
386	Rob Burnett (1996-2001)
340	Rod Woodson (1998-2001)

### SEASON

<b>225</b>	<b>Ray Lewis (2003)</b>
<b>210</b>	<b>Ray Lewis (1997)</b>
<b>200</b>	<b>Ray Lewis (2004)</b>
<b>198</b>	<b>Ray Lewis (1999)</b>
<b>196</b>	<b>Ray Lewis (2001)</b>

GAME	
<b>25</b>	<b>Ray Lewis (9/14/97 at NYG)</b>
<b>23</b>	<b>Ray Lewis (11/18/07 vs. Cle.)</b>
<b>22</b>	<b>Ray Lewis (10/1/06 vs. SD)</b>
	<b>Ray Lewis (12/14/97 vs. Ten.)</b>
<b>20</b>	<b>Ray Lewis (9/30/02 vs. Den.)</b>
	<b>Ray Lewis (10/15/00 at Was.)</b>
<b>19</b>	<b>Ray Lewis (9/30/07 at Cle.)</b>
	Bart Scott (10/1/06 vs. SD)
	<b>Ray Lewis (11/30/03 vs. SF)</b>
	<b>Ray Lewis (9/28/03 vs. KC)</b>
	<b>Ray Lewis (9/15/02 vs. TB)</b>
	<b>Ray Lewis (10/10/99 at Ten.)</b>

## LONGEST FUMBLE RETURNS

59	Kelly Gregg vs. Oak., 9/17/06
57t	Adalius Thomas vs. Pit., 11/26/06
36	Anthony Pleasant @ SF, 11/17/96
35t	Adalius Thomas vs. GB, 12/19/05
<b>32</b>	<b>Ed Reed @ Pit., 12/24/06</b>
<b>28t</b>	<b>Haloti Ngata @ STL, 9/25/11</b>
27	Robert Bailey @ Jax., 10/8/00
<b>26</b>	<b>Jarret Johnson vs. NYJ, 10/2/11</b>
24	Terrell Suggs vs. Pit., 9/19/04
<b>22t</b>	<b>Ed Reed vs. Was., 12/7/08</b>
<b>22</b>	<b>Jarret Johnson vs. Phi., 11/23/08</b>
22	Will Demps @ Ten., 9/18/05
<b>22</b>	<b>Ed Reed vs. Cin., 12/5/04</b>
<b>22t</b>	<b>Ed Reed @ Was., 10/10/04</b>
<b>13t</b>	<b>Cory Redding @ Pit., 1/15/11 - D</b>
<b>13</b>	<b>Ed Reed @ Cin., 11/8/09</b>
13	Jerrol Williams @ Pit., 9/8/96

Postseason in Purple Current Ravens in Bold

## SACKS RECORDS

### MOST SACKS

CAREER	
<b>82.5</b>	<b>Terrell Suggs (2003-11)</b>
70.0	Peter Boulware (1997-2005)
51.0	Michael McCrary (1997-2002)
<b>40.5</b>	<b>Ray Lewis (1996-2011)</b>
38.5	Adalius Thomas (2000-06)

SEASON	
15.0	Peter Boulware (2001)
14.5	Michael McCrary (1998)
<b>14.0</b>	<b>Terrell Suggs (2011)</b>
13.0	Trevor Pryce (2006)
<b>12.0</b>	<b>Terrell Suggs (2003, rookie)</b>
11.5	Peter Boulware (1997, rookie)
	Michael McCrary (1999)

### GAME

4.0	Peter Boulware (1/7/02 vs. Min.)
	Michael McCrary (11/8/98 vs. Oak.)
3.5	Jamie Sharper (11/12/01 at Ten.)
	Michael McCrary (12/5/99 vs. Ten.)
<b>3.0</b>	<b>Terrell Suggs (12/11/11 vs. Ind.)</b>
	<b>Terrell Suggs (11/24/11 vs. SF)</b>
	<b>Terrell Suggs (9/11/11 vs. Pit.)</b>
	<b>Terrell Suggs (12/4/05 vs. Hou.)</b>
	Michael McCrary (12/26/99 vs. Cin.)
	Michael McCrary (11/16/97 vs. Phi.)
	Bennie Thompson (11/10/96 at Jax.)

### MOST SACK YARDAGE

CAREER	
<b>610</b>	<b>Terrell Suggs (2003-11)</b>
428	Peter Boulware (1997-2005)
350	Michael McCrary (1997-2002)
<b>266</b>	<b>Ray Lewis (1996-2011)</b>

### SEASON

120.5	Michael McCrary (1998)
<b>113.5</b>	<b>Trevor Pryce (2006)</b>
<b>97</b>	<b>Terrell Suggs (2003, rookie)</b>
<b>91</b>	<b>Terrell Suggs (2011)</b>
86.5	Peter Boulware (2001)
<b>83.5</b>	<b>Terrell Suggs (2004)</b>

GAME	
35	Michael McCrary (11/8/98 vs. Oak.)
29.5	Adalius Thomas (12/2/01 vs. Ind.)
27	Michael McCrary (11/16/97 vs. Phi.)
<b>25</b>	<b>Terrell Suggs (9/11/11 vs. Pit.)</b>
	<b>Ray Lewis (11/26/00 vs. Cle.)</b>
<b>24</b>	<b>Terrell Suggs (12/4/05 vs. Hou.)</b>
	Michael McCrary (12/26/99 vs. Cin.)

## FUMBLE RECORDS

### FUMBLES

CAREER	
<b>39</b>	<b>Joe Flacco (2008-11)</b>
36	Kyle Boller (2003-08)
34	Jamal Lewis (2000-06)

SEASON	
<b>11</b>	<b>Joe Flacco (2011), (2008)</b>
	Kyle Boller (2004)
	Tony Banks (1999)
	Vinny Testaverde (1997)

GAME	
3	8 times, last by Steve McNair (9/10/07 at Cin.)

FUMBLES LOST	
<b>22</b>	<b>Jamal Lewis (2000-06)</b>
19	Kyle Boller (2003-08)
<b>14</b>	<b>Joe Flacco (2008-11)</b>
10	Vinny Testaverde (1996-97)

SEASON	
7	Steve McNair (2007)
	Kyle Boller (2004)
	Jamal Lewis (2003)
	Vinny Testaverde (1997)

GAME	
3	Steve McNair (9/10/07 at Cin.)
	Vinny Testaverde (11/10/96 at Jax.)

### MOST OPPONENT FUMBLES FORCED

CAREER	
<b>29</b>	<b>Terrell Suggs (2003-11)</b>
<b>19</b>	<b>Ray Lewis (1996-2011)</b>
17	Adalius Thomas (2000-06)

SEASON	
<b>7</b>	<b>Terrell Suggs (2011)</b>
<b>6</b>	<b>Terrell Suggs (2005, 2003)</b>
5	Jamie Sharper (2000)

GAME	
<b>3</b>	<b>Terrell Suggs (12/11/11 vs. Ind.)</b>

### MOST OPPONENT FUMBLES RECOVERED

CAREER	
<b>19</b>	<b>Ray Lewis (1996-2011)</b>
<b>11</b>	<b>Terrell Suggs (2003-11)</b>
8	Rob Burnett (1996-2001)

SEASON	
5	Rob Burnett (2000)
<b>4</b>	<b>Terrell Suggs (2003)</b>
	Adalius Thomas (2005)
	Corey Harris (2001)
	Rod Woodson (2000)

GAME	
<b>2</b>	<b>Haloti Ngata (9/11/11 vs. Pit.)</b>
	<b>Ray Lewis (12/28/08 vs. Jax.)</b>
	Kelly Gregg (9/17/06 vs. Oak.)
	Fernando Smith (10/3/99 at Atl.)

### LONGEST FUMBLE RETURN (OPP. FUMBLE)

CAREER	
59	Kelly Gregg (2001-10)
57t	Adalius Thomas (2000-2006)
36	Anthony Pleasant (1996)

### SEASON

59	Kelly Gregg (2006)
57t	Adalius Thomas (2006)
36	Anthony Pleasant (1996)

GAME	
59	Kelly Gregg (9/17/06 vs. Oak.)
57t	Adalius Thomas (11/26/06 vs. Pit.)
36	Anthony Pleasant (11/17/96 at SF)

### MOST TDs ON OPP. FUMBLE RECOVERY RETURNS

CAREER	
3	Adalius Thomas (2000-06)
<b>2</b>	<b>Ed Reed (2002-11)</b>
1	Dwan Edwards (2004-09)
	<b>Jarret Johnson (2003-11)</b>
	<b>Jameel McClain (2008-11)</b>
	<b>Haloti Ngata (2006-11)</b>
	Jamie Sharper (1997-2001)

SEASON	
2	Adalius Thomas (2005)
<b>1</b>	<b>Jarret Johnson (2011)</b>
	<b>Jameel McClain (2011)</b>
	<b>Haloti Ngata (2011)</b>
	<b>Ed Reed (2008, 2004)</b>
	Dwan Edwards (2009)
	Adalius Thomas (2006)
	Jamie Sharper (2001)

### GAME

1	10 times, last by Jarret Johnson (26 yards) and Jameel McClain (6 yards) on 10/2/11 vs. NYJ
---	---

# PUNT RETURN RECORDS

## TOP 10 CAREER PUNT RETURN YARDS

RANK	NAME (SEASONS)	NO	FC	YDS	AVG	LG	TD
1	Lewis, Jermaine (1996-2001)	231	72	2,730	11.8	89t	6
2	Sams, B.J. (2004-07)	121	26	1,320	10.9	78t	2
3	Brightful, Lamont (2002-03)	60	30	592	9.9	95t	1
4	<b>Webb, Lardarius (2009-11)</b>	<b>51</b>	<b>32</b>	<b>499</b>	<b>9.8</b>	<b>68t</b>	<b>1</b>
5	Figurs, Yamon (2007-08)	39	20	309	7.9	75t	1
6	<b>Carr, Chris (2009-11)</b>	<b>37</b>	<b>19</b>	<b>285</b>	<b>7.7</b>	<b>34</b>	<b>0</b>
7	Leonhard, Jim (2008)	20	9	232	11.6	46	0
8	<b>Reed, Ed (2002-11)</b>	<b>29</b>	<b>18</b>	<b>204</b>	<b>7.0</b>	<b>63t</b>	<b>1</b>
9	McAlister, Chris (1999-2008)	22	5	166	7.5	28	0
10	Roe, James (1996-98)	17	2	159	9.4	19	0

## PUNT RETURN RECORDS

### MOST PUNT RETURNS

**CAREER**

231	Jermaine Lewis (1996-2001)
121	B.J. Sams (2004-07)
60	Lamont Brightful (2002-03)

**SEASON**

57	Jermaine Lewis (1999)
55	B.J. Sams (2004)
45	Lamont Brightful (2003)

**GAME**

7	4 times, last by B.J. Sams (11/14/04 at NYJ)
---	--

### MOST FAIR CATCHES

**CAREER**

72	Jermaine Lewis (1996-2001)
<b>32</b>	<b>Lardarius Webb (2009-11)</b>
30	Lamont Brightful (2002-03)

**SEASON**

20	<b>Lardarius Webb (2011)</b>
	Lamont Brightful (2003)
18	Jermaine Lewis (1999)

**GAME**

5	Yamon Figurs (11/30/08 at Cin.)
4	5 times, last by <b>Lardarius Webb (12/4/11 at Cle.)</b>

### MOST YARDS GAINED ON PUNT RETURNS

**CAREER**

2,730	Jermaine Lewis (1996-2001)
1,320	B.J. Sams (2004-07)
592	Lamont Brightful (2002-03)

**SEASON**

578	Jermaine Lewis (2000)
575	B.J. Sams (2004)
519	Jermaine Lewis (2001)

### GAME

184	Jermaine Lewis (12/7/97 vs. Sea.)
173	Jermaine Lewis (12/24/00 vs. NYJ)
121	B.J. Sams (11/19/06 vs. Atl.)

### LONGEST PUNT RETURN

95t	Lamont Brightful (11/10/02 vs. Cin.)
89t	Jermaine Lewis (12/24/00 vs. NYJ)
	Jermaine Lewis (12/7/97 vs. Sea.)

### HIGHEST AVERAGE

**CAREER (MIN. 60 RETURNS)**

11.8	Jermaine Lewis (1996-2001)
10.9	B.J. Sams (2004-07)
9.9	Lamont Brightful (2002-03)

### SEASON (MIN. 15 RETURNS)

16.1	Lamont Brightful (2002)
	Jermaine Lewis (2000)
15.6	Jermaine Lewis (1997)

### GAME (MIN. 3 RETURNS)

43.3	Jermaine Lewis (12/24/00 vs. NYJ)
40.3	B.J. Sams (11/19/06 vs. Atl.)
36.8	Jermaine Lewis (12/7/97 vs. Sea.)

### MOST TOUCHDOWNS

**CAREER**

6	Jermaine Lewis (1996-2001)
2	B.J. Sams (2004-07)

**SEASON**

2	B.J. Sams (2004)
	Jermaine Lewis (2000, 1998, 1997)

**GAME**

2	Jermaine Lewis (12/24/00 vs. NYJ)
	Jermaine Lewis (12/7/97 vs. Sea.)

## 50-YARD PUNT RETURNS

95t	Lamont Brightful vs. Cin., 11/10/02
89t	Jermaine Lewis vs. NYJ, 12/24/00
89t	Jermaine Lewis vs. Sea., 12/7/97
88t	<b>Jermaine Lewis @ Pit., 1/20/02 - WC</b>
87t	Jermaine Lewis vs. Cin., 9/27/98
78t	B.J. Sams @ Was., 10/10/04
75t	Yamon Figurs vs. Ari., 9/23/07
69t	Jermaine Lewis @ NYJ, 9/13/98
68t	<b>Lardarius Webb @ Cle., 12/4/11</b>
66t	Jermaine Lewis vs. Sea., 12/7/97
65	B.J. Sams vs. Atl., 11/19/06
63t	<b>Ed Reed @ Cin., 9/10/07</b>
63	B.J. Sams @ Cin., 9/26/04
62	Jermaine Lewis vs. Pit., 12/16/01
59	B.J. Sams vs. Atl., 11/19/06
58t	B.J. Sams vs. KC, 10/4/04
54t	Jermaine Lewis vs. NYJ, 12/24/00
51	B.J. Sams vs. Cle., 10/16/05

Postseason in Purple Current Ravens in Bold



# KICK RETURN RECORDS

## TOP 10 CAREER KICK RETURN YARDS

RANK	NAME (SEASONS)	NO	YDS	AVG	LG	TD
1	Sams, B.J. (2004-07)	138	3,161	22.9	87	0
2	Lewis, Jermaine (1996-2001)	139	3,153	22.7	76	0
3	Harris, Corey (1998-2001)	123	2,950	24.0	95t	1
4	Figurs, Yamon (2007-08)	75	1,746	23.3	94t	1
5	Brightful, Lamont (2002-03)	63	1,417	22.5	75	0
6	<b>Reed, David (2010-11)</b>	<b>39</b>	<b>1,150</b>	<b>29.5</b>	<b>103t</b>	<b>1</b>
7	<b>Webb, Lardarius (2009-11)</b>	<b>37</b>	<b>977</b>	<b>26.4</b>	<b>95t</b>	<b>1</b>
8	Taylor, Chester (2002-05)	45	937	20.8	54	0
9	Parmeale, Jalen (2008-10)	33	845	25.6	53	0
10	Johnson, Patrick (1998-2001, 2005)	18	438	24.3	97t	1

## KICKOFF RETURN RECORDS

### MOST KICKOFF RETURNS

CAREER	SEASON	GAME
139 Jermaine Lewis (1996-2001)	59 B.J. Sams (2004)	8 Corey Harris (12/13/98 vs. Min.)
138 B.J. Sams (2004-07)	46 Yamon Figurs (2007)	B.J. Sams (11/27/05 at Cin.)
123 Corey Harris (1998-2001)	44 B.J. Sams (2005)	7 4 times, last by <b>Lardarius Webb (10/18/09 at Min.)</b>

### MOST YARDS GAINED ON KICKOFF RETURNS

CAREER	SEASON	GAME
3,161 B.J. Sams (2004-07)	1,251 B.J. Sams (2004)	243 Corey Harris (12/13/98 vs. Min.)
3,153 Jermaine Lewis (1996-2001)	1,138 Yamon Figurs (2007)	<b>233 David Reed (12/13/10 at Hou.)</b>
2,950 Corey Harris (1998-2001)	1,039 Jermaine Lewis (2001)	196 Yamon Figurs (12/9/07 vs. Ind.)

### LONGEST KICKOFF RETURN

<b>103t David Reed (12/13/10 at Hou.)</b>
97t Patrick Johnson (12/13/98 vs. Min.)
<b>95t Lardarius Webb (11/1/09 vs. Den.)</b>
Corey Harris (12/13/98 vs. Min.)

### HIGHEST AVERAGE

CAREER (MIN. 40 RETURNS)	SEASON (MIN. 20)	GAME (MIN. 3 RETURNS)
24.0 Corey Harris (1998-2001), 123-2,950	<b>29.3 David Reed (2010), 21-616</b>	46.7 B.J. Sams (12/11/05 at Den.), 3-140
23.3 Yamon Figurs (2007-08), 75-1,746	27.6 Corey Harris (1998), 35-965	<b>45.0 David Reed (11/21/10 @ Car.), 3-135</b>
22.9 B.J. Sams (2004-07), 138-3,161	<b>26.2 Lardarius Webb (2009), 35-918</b>	43.3 Corey Harris (11/28/99 vs. Jax.), 3-130

### MOST TOUCHDOWNS

CAREER	SEASON	GAME
<b>1 David Reed (2010-11)</b>	<b>1 David Reed (2010)</b>	<b>1 David Reed (12/13/10 at Hou., 103 yards)</b>
<b>Lardarius Webb (2009-11)</b>	<b>Lardarius Webb (2009)</b>	<b>Lardarius Webb (11/1/09 vs. Den., 95 yards)</b>
Yamon Figurs (2007-08)	Yamon Figurs (2007)	Yamon Figurs (12/9/07 vs. Ind., 94 yards)
Corey Harris (1998-2001)	Corey Harris (1998)	Patrick Johnson (12/13/98 vs. Min., 97 yards)
Patrick Johnson (1998-2001, 2005)	Patrick Johnson (1998)	Corey Harris (12/13/98 vs. Min., 95 yards)

## LONGEST KICKOFF RETURNS

<b>103t David Reed @ Hou., 12/13/10</b>
97t Patrick Johnson vs. Min., 12/13/98
<b>95t Lardarius Webb vs. Den., 11/1/09</b>
95t Corey Harris vs. Min., 12/13/98
94t Yamon Figurs vs. Ind., 12/9/07
87 B.J. Sams @ Den., 12/11/05
<b>84 David Reed @ Car., 11/21/10</b>
84t Jermaine Lewis @ NYG, 1/28/01 - SB XXXV
<b>77 David Reed @ Ten., 9/18/11</b>
76 Jermaine Lewis @ Ten., 11/12/01
75 Lamont Brightful vs. SF, 11/30/03
73 Lamont Brightful @ Mia., 11/16/03
72 B.J. Sams vs. Oak., 9/17/06
<b>68 Lardarius Webb @ GB, 12/7/09</b>
66 Corey Harris vs. Jax., 11/28/99
64 B.J. Sams @ Ind., 12/19/04
64 Robert Tate vs. Den., 9/30/02
64 Jermaine Lewis vs. Ind., 12/2/01
63 Javin Hunter @ Ind., 10/13/02
63 Corey Harris vs. Pit., 9/19/99
61 Yamon Figurs vs. NYJ, 9/16/07
59 B.J. Sams vs. Atl., 11/19/06
58 Lamont Brightful vs. Jax., 11/2/03
57 Yamon Figurs @ SD, 11/25/07

## LONGEST MISSED FG RETURN

107t Chris McAlister vs. Den., 9/30/02
--

Postseason in Purple Current Ravens in Bold



## COMBINED KICK RETURN RECORDS

### MOST COMBINED KICK RETURNS

CAREER	SEASON	GAME
370 Jermaine Lewis (1996-2001)	114 B.J. Sams (2004)	11 B.J. Sams (11/14/04 at NYJ)
259 B.J. Sams (2004-07)	84 Jermaine Lewis (2001)	Lamont Brightful (11/9/03 at STL)

### MOST COMBINED KICK RETURN YARDAGE

CAREER	SEASON	GAME
5,883 Jermaine Lewis (1996-2001)	1,826 B.J. Sams (2004)	2 Jermaine Lewis, 2 PR (12/24/00 vs. NYJ)
4,481 B.J. Sams (2004-07)	1,558 Jermaine Lewis (2001)	Jermaine Lewis, 2 PR (12/7/97 vs. Sea.)
2,950 Corey Harris (1998-2001)	1,399 B.J. Sams (2005)	

GAME
275 Jermaine Lewis (12/7/97 vs. Sea.)
250 B.J. Sams (10/4/04 vs. KC)
243 Corey Harris (12/13/98 vs. Min.)

### MOST COMBINED KICK RETURN TOUCHDOWNS

CAREER	SEASON	GAME
6 Jermaine Lewis, 6 PR (1996-2001)	2 Yamon Figurs, 1 PR & 1 KOR (2007)	2 Jermaine Lewis, 2 PR (12/24/00 vs. NYJ)
<b>2 Lardarius Webb, 1 PR &amp; 1 KOR (2009-11)</b>	B.J. Sams, 2 PR (2004)	Jermaine Lewis, 2 PR (12/7/97 vs. Sea.)
Yamon Figurs, 1 PR & 1 KOR (2007)		
B.J. Sams, 2 PR (2004-07)		

# PUNTING RECORDS

## CAREER GROSS PUNTING

RANK	NAME (SEASONS)	NO	YDS	AVG	TB	IN 20	LG	BK
1	<b>Koch, Sam (2006-11)</b>	475	20,980	44.2	39	170	74	2
2	Richardson, Kyle (1998-2001)	364	15,069	41.4	35	128	67	5
3	Zastudil, Dave (2002-05)	327	13,618	41.6	32	89	67	3
4	Montgomery, Greg (1996-97)	151	6,520	43.2	7	47	67	1
5	Murphy, Nick (2004)	18	777	43.2	2	6	54	0
6	Stewart, Kordell (2004-05)	5	177	35.4	0	2	42	0
7	Stover, Matt (1996-2008)	3	100	33.3	2	1	34	0
8	Elling, Aaron (2005)	1	32	32.0	0	1	32	0
9	Boller, Kyle (2003-08)	1	29	29.0	0	0	29	0

## PUNTING RECORDS

### MOST PUNTS

CAREER	SEASON	GAME
<b>475 Sam Koch (2006-11)</b>	103 Kyle Richardson (1999)	<b>10 Sam Koch (11/05/07 at Pit.)</b>
364 Kyle Richardson (1998-2001)	90 Kyle Richardson (1998)	Nick Murphy (11/28/04 at NE)
327 Dave Zastudil (2002-05)	89 Dave Zastudil (2003)	Kyle Richardson (12/24/00 vs. NYJ)
		Kyle Richardson (9/20/98 at Jax.)

### LONGEST PUNT

<b>74 Sam Koch (11/9/08 at Hou.)</b>
<b>67 Sam Koch (10/19/08 at Mia.)</b>
Dave Zastudil (9/28/03 vs. KC)
Kyle Richardson (12/27/98 vs. Det.)
Greg Montgomery (9/29/96 vs. NO)

### HIGHEST GROSS PUNTING AVERAGE

CAREER (MIN. 100)	SEASON
<b>44.2 Sam Koch (2006-11)</b>	46.5 Sam Koch (2011)
43.2 Greg Montgomery (1996-97)	45.0 Sam Koch (2008)
41.6 Dave Zastudil (2002-05)	43.9 Kyle Richardson (1998)
	43.8 Greg Montgomery (1999)

### SEASON

GAME (MIN. 4 PUNTS)
52.5 Dave Zastudil (9/30/02 vs. Den.), 6-315
<b>52.2 Sam Koch (10/24/11 at Jax.), 9-470</b>
<b>Sam Koch (12/20/08 at Dal.), 5-261</b>
<b>50.8 Sam Koch (10/21/07 at Buf.), 6-305</b>
<b>Sam Koch (10/14/07 vs. STL), 5-254</b>

### HIGHEST NET PUNTING AVERAGE

CAREER (MIN. 100)
<b>38.2 Sam Koch (2006-11)</b>
37.2 Greg Montgomery (1996-97)
35.4 Kyle Richardson (1998-2001)

### SEASON

<b>39.9 Sam Koch (2008)</b>
<b>39.2 Sam Koch (2010)</b>
<b>38.6 Sam Koch (2011)</b>
GAME (MIN. 4 PUNTS)
<b>46.6 Sam Koch (12/20/08 at Dal.), 5-233</b>
<b>46.0 Sam Koch (9/7/08 vs. Cin.), 5-230</b>
<b>45.9 Sam Koch (11/20/11 vs. Cin.), 8-391</b>
<b>Sam Koch (10/24/11 at Jax.), 9-413</b>
<b>45.8 Sam Koch (10/12/08 at Ind.), 5-229</b>
Greg Montgomery (12/14/97 vs. Ten.), 6-275

### MOST PUNTS INSIDE THE 20

CAREER
<b>170 Sam Koch (2006-11)</b>
128 Kyle Richardson (1998-2001)
89 Dave Zastudil (2002-05)

### SEASON

<b>39 Sam Koch (2010)</b>
Kyle Richardson (1999)
35 Kyle Richardson (2000)
<b>34 Sam Koch (2008)</b>

### GAME

<b>5 Sam Koch (12/13/10 at Hou.)</b>
<b>Sam Koch (10/17/10 at NE)</b>
Dave Zastudil (11/17/02 at Mia.)
Kyle Richardson (12/23/01 vs. Cin.)

### MOST CONSECUTIVE PUNTS, NONE BLOCKED

<b>221 Sam Koch (9/20/09-present)</b>
177 Dave Zastudil (12/15/02-9/18/05)

### MOST PUNTS HAD BLOCKED

CAREER	SEASON	GAME
5 Kyle Richardson (1998-2001)	2 Dave Zastudil (2002)	2 Dave Zastudil (12/8/02 vs. NO)
3 Dave Zastudil (2002-05)	Kyle Richardson (2001, 1998)	1 9 times, last by <b>Sam Koch (9/13/09 vs. KC)</b>
<b>2 Sam Koch (2006-11)</b>		

## LONGEST PUNTS

<b>74 Sam Koch @ Hou., 11/9/08</b>
<b>67 Sam Koch @ Mia., 10/19/08</b>
Dave Zastudil vs. KC, 9/28/03
Kyle Richardson vs. Det., 12/27/98
Greg Montgomery vs. NO, 9/29/96
<b>66 Kyle Richardson vs. Den., 12/31/00 - WC</b>
Kyle Richardson @ Den., 9/30/01
Kyle Richardson @ Ten., 12/6/98
<b>64 Sam Koch vs. Hou., 1/15/12 - D</b>
<b>64 Sam Koch vs. STL, 10/14/07</b>
Greg Montgomery @ Pit., 9/8/96
Kyle Richardson @ NYJ, 9/13/98
Kyle Richardson vs. Ten., 10/11/98
<b>63 Sam Koch at Cin., 1/1/12</b>
Kyle Richardson @ NE, 1/2/00
Kyle Richardson @ STL, 9/12/99
Kyle Richardson vs. Oak., 11/8/98

## LONGEST FIELD GOALS

56 Wade Richey vs. Cle., 9/14/03
54 Steve Hauschka @ Hou., 11/9/08
52 Matt Stover @ Cle., 9/24/06 (game-winner)
<b>51 Billy Cundiff @ Pit., 11/6/11</b>
<b>51 Matt Stover vs. Ind., 1/13/07 - D</b>
51 Matt Stover @ Was., 10/15/00
51 Matt Stover vs. Pit., 10/29/00
51 Matt Stover @ Ind., 10/13/02
50 Matt Stover vs. Dal., 11/21/04
50 Matt Stover vs. KC, 10/4/04
50 Matt Stover vs. STL, 10/27/96
50 Matt Stover @ Ten., 10/10/99
50 Matt Stover @ Cin., 11/21/99 (game-winner)

Postseason in Purple Current Ravens in Bold



# COMBINED / SCRIMMAGE YARDS

## TOP 10 CAREER COMBINED YARDS

RANK	NAME (SEASONS)	NO	YDS	AVG	TD
1	Lewis, Jamal (2000-06)	1,982	9,166	4.6	47
2	Lewis, Jermaine (1996-2001)	532	8,001	15.0	22
3	<b>Rice, Ray (2008-11)</b>	<b>1,216</b>	<b>6,773</b>	<b>5.6</b>	<b>29</b>
4	Mason, Derrick (2005-10)	474	5,778	12.2	29
5	Heap, Todd (2001-10)	475	5,553	11.7	41
6	Sams, B.J. (2004-07)	264	4,502	17.1	3
7	Taylor, Chester (2002-05)	523	3,273	6.3	7
8	Clayton, Mark (2005-09)	266	3,270	12.3	14
9	Taylor, Travis (2000-04)	233	2,982	12.8	15
10	Harris, Corey (1998-2001)	123	2,950	24.0	2

## COMBINED YARDS RECORDS

### MOST ATTEMPTS

CAREER	SEASON	GAME
1,982 Jamal Lewis (2000-06)	413 Jamal Lewis (2003)	40 Jay Graham (11/16/97 vs. Phi.)
<b>1,216 Ray Rice (2008-11)</b>	<b>370 Ray Rice (2010)</b>	38 Bam Morris (10/26/97 at Was.)
551 Priest Holmes (1997-2000)	<b>367 Ray Rice (2011)</b>	<b>36 Ray Rice (12/19/10 vs. NO)</b>
	355 Jamal Lewis (2002)	<b>Ray Rice (10/17/10 at NE)</b>
		Priest Holmes (11/22/98 at Cin.)

### MOST YARDAGE GAINED

CAREER	SEASON	GAME
9,166 Jamal Lewis (2000-06)	2,271 Jamal Lewis (2003)	308 Jermaine Lewis (12/7/97 vs. Sea.)
8,001 Jermaine Lewis (1996-2001)	<b>2,068 Ray Rice (2011)</b>	295 Jamal Lewis (9/14/03 vs. Cle.)
<b>6,773 Ray Rice (2008-11)</b>	<b>2,041 Ray Rice (2009)</b>	258 Qadry Ismail (12/12/99 at Pit.)
	2,025 Jermaine Lewis (1997)	

## TOP 10 CAREER SCRIMMAGE YARDS

RANK	NAME (SEASONS)	RUSH	RUSH YDS	REC	REC YDS	TOTAL ATT	SCRM YDS
1	Lewis, Jamal (2000-06)	1,822	7,801	160	1,365	1,982	9,166
2	<b>Rice, Ray (2008-11)</b>	<b>959</b>	<b>4,377</b>	<b>250</b>	<b>2,235</b>	<b>1,209</b>	<b>6,612</b>
3	Mason, Derrick (2005-10)	3	1	471	5,777	474	5,778
4	Heap, Todd (2001-10)	8	61	467	5,492	475	5,553
5	McGahee, Willis (2007-10)	673	2,802	96	544	769	3,346
6	Clayton, Mark (2005-09)	25	112	234	3,116	259	3,228
7	Taylor, Travis (2000-04)	29	224	204	2,758	233	2,982
8	Ismail, Qadry (1999-2001)	1	4	191	2,819	192	2,823
9	Holmes, Priest (1997-2000)	459	2,102	88	585	547	2,687
10	Jackson, Michael (1996-98)	0	0	183	2,596	183	2,596

## SCRIMMAGE YARDS RECORDS

### MOST ATTEMPTS

CAREER	SEASON	GAME
1,982 Jamal Lewis (2000-06)	413 Jamal Lewis (2003)	40 Jay Graham (11/16/97 vs. Phi.)
<b>1,209 Ray Rice (2008-11)</b>	<b>370 Ray Rice (2010)</b>	38 Bam Morris (10/26/97 at Was.)
769 Willis McGahee (2007-10)	<b>367 Ray Rice (2011)</b>	<b>36 Ray Rice (12/19/10 vs. NO)</b>
	355 Jamal Lewis (2002)	<b>Ray Rice (10/17/10 at NE)</b>
		Priest Holmes (11/22/98 at Cin.)

### MOST YARDAGE GAINED

CAREER	SEASON	GAME
9,166 Jamal Lewis (2000-06)	2,271 Jamal Lewis (2003)	295 Jamal Lewis (9/14/03 vs. Cle.)
<b>6,612 Ray Rice (2008-11)</b>	<b>2,068 Ray Rice (2011)</b>	258 Qadry Ismail (12/12/99 at Pit.)
5,778 Derrick Mason (2005-10)	<b>2,041 Ray Rice (2009)</b>	
	<b>1,776 Ray Rice (2010)</b>	

## YARDS FROM SCRIMMAGE ALL 150-YARD GAMES

295	Jamal Lewis vs. Cle., 9/14/03
258	Qadry Ismail @ Pit., 12/12/99
<b>233</b>	<b>Ray Rice vs. NO, 12/19/10</b>
232	Jamal Lewis @ Cin., 9/26/04
227	Priest Holmes @ Cin., 11/22/98
226	Jamal Lewis @ Cle., 12/21/03
<b>219</b>	<b>Ray Rice vs. Det., 12/13/09</b>
<b>214</b>	<b>Ray Rice at Cle., 12/4/11</b>
213	Jamal Lewis @ Cle., 10/6/02
207	Jamal Lewis vs. Dal., 11/19/00
<b>199</b>	<b>Ray Rice @ Cin., 1/1/12</b>
198	Derrick Alexander vs. Pit., 12/1/96
<b>194</b>	<b>Ray Rice @ Min., 10/18/09</b>
184	Bam Morris @ Was., 10/26/97
182	Bam Morris @ Jax., 11/10/96
180	Jamal Lewis @ Cin., 12/7/03
<b>180</b>	<b>Ray Rice vs. Mia., 11/7/10</b>
179	Jamal Lewis @ Cin., 11/5/00
178	Priest Holmes vs. Cin., 9/27/98
<b>176</b>	<b>Ray Rice @ Cle., 11/2/08</b>
170	Jamal Lewis vs. Cle., 11/26/00
169	Jay Graham vs. Phi., 11/16/97
167	Jamal Lewis vs. Mia., 1/2/05
167	Willis McGahee @ Oak., 1/3/10
166	Travis Taylor @ Atl., 11/3/02
<b>165</b>	<b>Torrey Smith vs. Cin., 11/20/11</b>
164	Mark Clayton @ Cin., 11/30/08
<b>164</b>	<b>Ray Rice @ STL, 9/25/11</b>
164	Chester Taylor vs. Cin., 12/5/04
<b>162</b>	<b>Torrey Smith at STL, 9/25/11</b>
162	Jamal Lewis vs. Den., 10/26/03
<b>161</b>	<b>Ray Rice vs. Hou., 10/16/11</b>
160	Jamal Lewis vs. Sea., 11/23/03
<b>159</b>	<b>Ray Rice @ NE, 1/10/10 - WC</b>
<b>159</b>	<b>Ray Rice vs. Den., 10/10/10</b>
159	Willis McGahee vs. NE, 12/3/07
159	Jamal Lewis vs. KC, 9/28/03
156	Jamal Lewis vs. NO, 12/8/02
<b>155</b>	<b>Ray Rice @ Pit., 12/27/09</b>
<b>155</b>	<b>Ray Rice vs. Pit., 11/29/09</b>
152	Willis McGahee @ Mia., 10/19/08
<b>152</b>	<b>Ray Rice @ NE, 10/4/09</b>
151	Priest Holmes @ Pit., 9/3/00
150	Derrick Alexander vs. Sea., 12/7/97
150	Michael Jackson vs. Jax., 11/24/96

Postseason in Purple Current Ravens in Bold



# TEAM RECORDS

## VICTORIES

### MOST GAMES WON, SEASON

13 2006  
**12** 2011, 2010, 2000  
 11 2008  
 10 2003, 2001

### MOST CONSECUTIVE GAMES WON

8 2000-01 (final 7 through 1st)  
 7 2000  
 5 2010-11 (final 4 through 1st)  
 2006

### MOST HOME GAMES WON

**8** 2011  
 7 2010, 2006, 2003  
 6 2009, 2008, 2005, 2004, 2001, 2000

### MOST CONSECUTIVE HOME GAMES WON

**10** 2010-11 (last 2 through all 8)  
 8 2006-07 (last 5 through 1st 3)  
 7 2009-10 (last 2 through 1st 5)  
 2000-01 (last 4 through 1st 3)  
 6 2005-06 (last 4 through 1st 2), 2003 (final 6)

### MOST AWAY GAMES WON

6 2006, 2000  
 5 2010, 2008  
**4** 2011, 1999

### MOST CONSECUTIVE AWAY GAMES WON

3 2010, 2008, 2001, 2000

## DEFEATS

### MOST GAMES LOST, SEASON

12 1996  
 11 2007

### MOST CONSECUTIVE GAMES LOST

9 2007

### MOST HOME GAMES LOST, SEASON

4 2007, 2002, 1999, 1998, 1997, 1996

### MOST CONSECUTIVE HOME GAMES LOST

4 2007  
 3 1999

### MOST AWAY GAMES LOST, SEASON

8 2005, 1996  
 7 2007

### MOST CONSECUTIVE AWAY GAMES LOST

11 2004-05 (final 3 through all 8)  
 8 2005, 1996  
 7 2007-08 (final 5 through 1st 2)

## SCORING

### MOST POINTS SCORED

**SEASON**  
 391 2009, 2003  
 385 2008  
**378** 2011

**GAME**  
 48 12/13/09 vs. Det.  
 12/19/05 vs. GB  
 44 11/30/03 vs. SF  
 11/23/03 vs. Sea. - OT  
 11/26/00 vs. Cle.  
 41 11/9/08 at Hou.  
 12/5/99 vs. Ten.  
 11/7/99 at Cle.

### MOST POINTS SCORED BY OPPONENTS

**SEASON**  
 441 1996  
 384 2007  
 354 2002

**GAME**  
 46 10/6/96 vs. NE  
 45 11/1/98 vs. Jax.  
 10/20/96 at Den.  
 44 12/9/07 vs. Ind.

### MOST POINTS SCORED, BOTH TEAMS

**SEASON**  
 812 1996  
 672 2003  
 671 1997

**GAME**  
 85 11/23/03, Bal. (44) vs. Sea. (41) - OT  
 84 10/6/96, Bal. (38) vs. NE (46)  
 79 10/20/96, Bal. (34) at Den. (45)

### FEWEST POINTS SCORED

**SEASON**  
 265 2005  
 269 1998  
 275 2007

**GAME**  
 0 11/9/97 at Pit.; 9/15/02 vs. TB  
 3 9 times, last 10/12/08 at Ind.

### FEWEST POINTS SCORED BY OPPONENT

**SEASON**  
 \*165 2000  
 201 2006  
 244 2008

**GAME**  
 0 10 times, last 11/16/09 at Cle.  
 3 9 times, last 12/13/09 vs. Det.

### FEWEST POINTS SCORED, BOTH TEAMS

**SEASON**  
 498 2000  
 554 2006  
 564 2005

**GAME**  
 9 11/14/99, Bal. (3) at Jax. (6)  
 13 10/15/00, Bal. (3) at Was. (10)  
 15 10/29/00, Bal. (6) vs. Pit. (9)  
 11/16/03, Bal. (6) at Mia. (9)

### MOST POINTS OVERCOME TO WIN GAME

**21** 10/30/11 vs. Ari.  
 (trailed 24-3, won 30-27)

19 11/12/06 at Ten.  
 (trailed 26-7, won 27-26)

17 11/23/03 vs. Sea.  
 (trailed 41-24, won 44-41 in OT)

### LARGEST BLOWN LEAD TO LOSE GAME

21 10/5/97 vs. Pit. (led 21-0, lost 42-34)  
 18 11/3/96 vs. Cin. (led 21-3, lost 24-21)  
 17 12/5/04 vs. Cin. (led 20-3, lost 27-26)

### MOST POINTS, EACH HALF

**1ST**  
 31 vs. Cle. (11/26/00)  
 vs. Den. (9/30/02)  
 28 at NO (10/29/06)

**2ND**  
 38 vs. Sea. (11/23/03) (plus 3 in OT)  
 32 vs. Jax. (9/10/00)  
 30 vs. Dal. (11/21/04)

### MOST POINTS, BOTH TEAMS, HALF

**1ST**  
 55 11/1/98, Bal. (13) vs. Jax. (42)  
 45 9/8/96, Bal. (17) at Pit. (28)  
 44 **10/2/11, Bal. (27) vs. NYJ (17)**  
 10/24/10, Bal. (20) vs. Buf. (24)  
 12/9/07, Bal. (7) vs. Ind. (37)

**2ND**  
 62 11/23/03, Bal. (38, 3 in OT) vs. Sea (24)  
 54 11/27/05, Bal. (29) at Cin. (25)  
 50 10/6/96, Bal. (24) vs. NE (26)

### MOST POINTS SCORED, EACH QUARTER

**1ST**  
 21 **9/25/11 at STL**  
 17 **10/2/11 vs. NYJ**  
 14 8 times, last 9/11/11 vs. Pit.

**2ND**  
 31 9/30/02 vs. Den.  
 24 11/26/00 vs. Cle.  
 21 3 times, last 12/28/08 vs. Jax.

**3RD**  
 21 5 times, last 12/13/09 vs. Det.

**4TH**  
 24 11/23/08 vs. Phi.  
 22 11/9/08 at Hou.  
 21 3 times, last 10/18/09 at Min.

**OT**  
 6 12/13/10 at Hou.  
 10/3/99 at Atl.  
 10/27/96 vs. STL

### MOST POINTS ALLOWED, EACH QUARTER

**1ST**  
 23 12/9/07 vs. Ind.  
 17 3 times, last 10/12/08 at Ind.

**2ND**  
 28 11/1/98 vs. Jax.  
 22 11/25/07 at SD  
 21 4 times, last 10/30/11 vs. Ari.

**3RD**  
 17 11/27/05 at Cin.  
 11/23/03 vs. Sea.  
 12/2/01 vs. Ind.

**4TH**  
 24 12/5/04 vs. Cin.  
 23 11/28/99 vs. Jax.  
 21 3 times, last 10/6/02 at Cle.

**OT**  
 6 12/16/07 at Mia.  
 3 5 times, last 10/17/10 at NE

### MOST POINTS, BOTH TEAMS, EACH QUARTER

**1ST**  
 26 12/13/98, Bal. (14) vs. Min. (12)

**2ND**  
 34 11/1/98, Bal. (6) vs. Jax. (28)

**3RD**  
 38 11/23/03, Bal. (21) vs. Sea. (17)

**4TH**  
 35 10/6/96, Bal. (24) vs. NE (11)

### MOST CONSECUTIVE GAMES SCORING

**158** 2002 (final 14) - present  
 71 1997 (final 6) - 2002 (1st game)  
 25 1996 (all 16) - 1997 (1st 9)

### MOST TOUCHDOWNS

**SEASON**  
 47 2009  
 45 1996  
 42 2008

**GAME**  
 6 12/13/09 vs. Det.  
 12/19/05 vs. GB  
 5 14 times, last 12/13/10 at Hou.

### FEWEST TOUCHDOWNS

**SEASON**  
 25 2005  
 28 2007  
 29 1998

**GAME**  
 0 25 times, last 11/22/09 vs. Ind.

### MOST TOUCHDOWNS BY OPPONENTS

**SEASON**  
 50 1996  
 39 2007, 1997  
 38 2002

**GAME**  
 6 4 times, last 12/9/07 vs. Ind.

### FEWEST TOUCHDOWNS BY OPPONENTS

**SEASON**  
 18 2000  
 21 2006  
**26** 2011, 2008

**GAME**  
 0 34 times, last 11/24/11 vs. SF

\*16-Game NFL Record

# TEAM RECORDS

## MOST CONSECUTIVE GAMES SCORING TDs

**38** 2009 (11) - present

## MOST (1-POINT) PAT MADE

### SEASON

46 2009  
41 2008  
**40** 2011

### GAME

6 12/13/09 vs. Det.  
12/19/05 vs. GB  
5 9 times, last 9/13/09 vs. KC

## MOST (1-POINT) PAT MADE BY OPPONENTS

### SEASON

41 1996  
35 2007, 1998  
33 1997

### GAME

6 4 times, last 12/9/07 vs. Ind.

## FEWEST (1-POINT) PAT MADE

### SEASON

23 2005  
24 1998  
25 2001

## FEWEST (1-POINT) PAT MADE BY OPPONENTS

### SEASON

15 2000  
20 2006  
24 2004

## MOST (2-POINT) PAT

### SEASON

5 1996  
4 2003  
2 4 times, last 2002

### GAME

3 10/6/96 vs. NE  
2 10/19/03 at Cin.  
1 18 times, last 9/11/11 vs. Pit.

## MOST (2-POINT) PAT BY OPPONENT

### SEASON

7 1996  
4 1999  
2 2002, 1997

### GAME

2 11/28/99 vs. Jax.  
10/6/96 vs. NE  
1 17 times, last 12/13/10 at Hou.

## MOST FIELD GOALS ATTEMPTED

### SEASON

40 2003  
**39** 2011, 2000  
35 2008, 2005, 2001

### GAME

6 11/22/09 vs. Ind.  
9/21/97 at Ten.  
5 14 times, last 10/16/11 vs. Hou.

## MOST FIELD GOALS MADE

### SEASON

35 2000  
34 2003  
**30** 2011, 2005, 2001

### GAME

5 6 times, last 10/16/11 vs. Hou.

## FEWEST FIELD GOALS ATTEMPTED

### SEASON

25 1996  
26 2002  
28 1998

## FEWEST FIELD GOALS MADE

### SEASON

19 1996  
21 2009, 2002, 1998  
26 2010, 1997

## MOST FIELD GOALS ATTEMPTED BY OPPONENT

### SEASON

43 2007  
34 1997  
33 2002, 2001

### GAME

7 11/11/07 vs. Cin.  
6 12/13/98 vs. Min.  
5 10 times, last 11/13/11 at Sea.

## MOST FIELD GOALS MADE BY OPPONENT

### SEASON

37 2007  
29 2005, 2002  
**28** 2011, 2003, 1996

### GAME

7 11/11/07 vs. Cin.  
6 12/13/98 vs. Min.  
5 6 times, last 11/13/11 at Sea.

## FEWEST FIELD GOALS ATTEMPTED BY OPPONENT

### SEASON

19 2000  
22 2008  
23 2006

## FEWEST FIELD GOALS MADE BY OPPONENT

### SEASON

14 2000  
17 2006  
19 2001, 1999

## MOST CONSECUTIVE GAMES SCORING FIELD GOALS

38 1999 (final 6) - 2001

## MOST CONSECUTIVE GAMES SCORING FIELD GOALS, BY OPPONENT

15 2002 (final game) - 2003 (1st 14 games)  
1996 (2nd-16th game)

## MOST SAFETIES

### SEASON

3 2008

### GAME

1 10 times, last 11/23/08 vs. Phi.

## MOST SAFETIES BY OPPONENT

### SEASON

2 2002  
1 2007, 2006, 2005, 2004, 1997, 1996

### GAME

1 8 times, last 12/9/07 vs. Ind.

# FIRST DOWNS

## MOST FIRST DOWNS

### SEASON

338 1996  
320 2009  
**312** 2011

### GAME

32 9/13/09 vs. KC  
**30** 10/30/11 vs. Ari.  
29 11/24/96 vs. Jax.  
28 3 times, last 10/10/10 vs. Den.

## FEWEST FIRST DOWNS

### SEASON

243 1998  
259 2003, 1999  
260 2004

### GAME

5 11/5/07 at Pit.  
12/24/00 vs. NYJ

## MOST FIRST DOWNS BY OPPONENT

### SEASON

351 1996  
316 2002  
306 1997

## GAME

33 11/3/96 vs. Cin.  
30 9/30/02 vs. Den.  
29 9/14/97 at NYG

## FEWEST FIRST DOWNS BY OPPONENT

### SEASON

216 2000  
228 2008  
236 2006

### GAME

5 11/26/00 vs. Cle.  
6 3 times, last 9/13/10 at NYJ

## MOST FIRST DOWNS RUSHING

### SEASON

132 2008  
116 2000  
115 2009, 2003

### GAME

17 10/10/10 vs. Den.  
16 **12/4/11 at Cle.**  
15 11/19/00 vs. Dal.  
14 3 times, last on 12/13/09 vs. Det.

## FEWEST FIRST DOWNS RUSHING

### SEASON

86 2006, 1998  
87 1999  
90 2002

### GAME

0 9/18/05 at Ten.  
1 7 times, last 10/24/11 at Jax.

## MOST FIRST DOWNS RUSHING BY OPPONENT

### SEASON

115 1996  
101 1997  
95 2002

### GAME

15 11/3/96 vs. Cin.  
14 9/8/96 at Pit.  
12 4 times, last 12/26/04 at Pit.

## FEWEST FIRST DOWNS RUSHING BY OPPONENT

### SEASON

58 2008  
59 2006, 2000  
69 2007

### GAME

0 10/29/06 at NO  
12/28/03 vs. Pit.  
12/19/99 vs. NO

## MOST FIRST DOWNS PASSING

### SEASON

208 1996  
187 2009  
**181** 2011

### GAME

20 9/13/09 vs. KC  
19 3 times, last on 9/30/07 at Cle.

## FEWEST FIRST DOWNS PASSING

### SEASON

121 2003  
135 2004  
140 1998

### GAME

3 11/9/97 at Pit.  
4 8 times, last 11/5/07 at Pit.

## MOST FIRST DOWNS PASSING BY OPPONENT

### SEASON

213 1996  
190 2002  
187 2010

### GAME

21 12/13/10 at Hou.  
10/24/10 vs. Buf.  
20 11/28/99 vs. Jax.  
12/13/98 vs. Min.

# TEAM RECORDS

## FEWEST FIRST DOWNS PASSING BY OPPONENT

**SEASON**  
 135 2000  
 144 2003  
 151 2006

**GAME**  
 2 9/13/10 at NYJ  
 11/26/00 vs. Cle.  
 3 4 times, last 11/21/10 at Car.

## MOST FIRST DOWNS BY PENALTY

**SEASON**  
**33 2011**  
 31 2010  
 27 2001  
 26 2005, 2002

**GAME**  
 6 9/13/10 at NYJ  
 5 7 times, last 10/30/11 vs. Ari.

## FEWEST FIRST DOWNS BY PENALTY

**SEASON**  
 16 2000  
 17 2006, 1998, 1997  
 18 2009

## MOST FIRST DOWNS BY PENALTY BY OPPONENT

**SEASON**  
 37 2005  
 34 2009  
 32 1999

**GAME**  
 8 10/9/05 at Det.  
 7 11/15/98 at SD  
 6 12/7/09 at GB  
 9/14/97 at NYG

## FEWEST FIRST DOWNS BY PENALTY BY OPP.

**SEASON**  
 18 2010, 2008  
 20 2001  
 22 2000

## NET YARDS

### MOST NET YARDS (RUSHING AND PASSING)

**SEASON**  
 5,723 1996  
 5,619 2009  
**5,419 2011**

**GAME**  
**553 9/25/11 at STL**  
 548 12/13/09 vs. Det.  
 501 9/13/09 vs. KC  
 479 9/27/09 vs. Cle.  
 11/19/00 vs. Dal.

### FEWEST NET YARDS (RUSHING AND PASSING)

**SEASON**  
 4,375 2004  
 4,498 1998  
 4,639 2002

**GAME**  
 104 11/5/07 at Pit.  
 124 11/28/04 at NE  
 142 12/24/00 vs. NYJ

### MOST NET YARDS BY OPP. (RUSHING AND PASSING)

**SEASON**  
 5,889 1996  
 5,363 1997  
 5,353 2002

**GAME**  
 548 10/20/96 at Den.  
 540 11/29/98 vs. Ind.  
 524 12/24/00 vs. NYJ

## FEWEST NET YARDS BY OPP. (RUSHING AND PASSING)

**SEASON**  
 3,967 2000  
 4,177 2008  
 4,222 1999

**GAME**  
 94 9/24/00 vs. Cin.  
 107 10/10/04 at Was.  
 112 11/26/00 vs. Cle.

## MOST TOTAL NET YARDS, BOTH TEAMS

**GAME**  
 964 10/27/96, Bal. (478) vs. STL (486) - OT  
 940 10/20/96, Bal. (392) at Den. (548)  
 874 10/18/09, Bal. (448) at Min. (426)

## FEWEST TOTAL NET YARDS, BOTH TEAMS

**GAME**  
 339 10/10/04, Bal. (232) at Was. (107)  
**351 10/24/11, Bal. (146) at Jax. (205)**  
 364 11/15/98, Bal. (161) at SD (203)

## RUSHING

### MOST RUSHING ATTEMPTS

**SEASON**  
 592 2008  
 552 2003  
 511 2000

**GAME**  
**55 12/4/11 at Cle.**  
 51 11/26/00 vs. Cle.  
 47 10/10/10 vs. Den.  
 46 10/26/08 vs. Oak.  
 9/7/08 vs. Cin.

### FEWEST RUSHING ATTEMPTS

**SEASON**  
 408 1998  
 416 1996  
 420 1997

**GAME**  
 12 2 times, last 11/13/11 at Sea.  
 13 9/18/05 at Ten.  
 12/16/01 vs. Pit.  
 14 3 times, last 12/18/11 at SD

### MOST RUSHING ATTEMPTS BY OPPONENT

**SEASON**  
 508 1996  
 472 1998  
 471 2002

**GAME**  
 47 10/27/96 vs. STL - OT  
 46 10/4/04 vs. KC  
 42 5 times, last 11/13/11 at Sea.

### FEWEST RUSHING ATTEMPTS BY OPPONENT

**SEASON**  
 361 2000  
 366 2008  
 367 2006

**GAME**  
 11 11/26/06 vs. Pit.  
 13 10/10/10 vs. Den.  
 9/10/06 at TB  
 10/1/00 at Cle.

### MOST YARDS GAINED RUSHING

**SEASON**  
 2,674 2003  
 2,376 2008  
 2,200 2009

**GAME**  
 343 9/14/03 vs. Cle.  
 308 12/13/09 vs. Det.  
**290 12/4/11 at Cle.**  
 276 12/21/03 at Cle.

## FEWEST YARDS GAINED RUSHING

**SEASON**  
 1,589 1997  
 1,605 2005  
 1,629 1998

**GAME**  
 14 9/18/05 at Ten.  
 24 12/20/98 at Chi.  
**34 10/24/11 at Jax.**

## MOST YARDS GAINED RUSHING BY OPPONENT

**SEASON**  
 1,920 1996  
 1,762 2002  
 1,705 1998

**GAME**  
 222 10/20/96 at Den.  
 214 10/5/97 vs. Pit.  
 207 11/16/08 at NYG

## FEWEST YARDS GAINED RUSHING BY OPPONENT

**SEASON**  
 970 2000  
 1,214 2006  
 1,231 1999

**GAME**  
 4 9/24/00 vs. Cin.  
 11 12/19/99 vs. NO  
 21 11/26/06 vs. Pit.

## HIGHEST AVERAGE GAIN, RUSHING

**SEASON**  
 4.8 2003  
 4.7 2009  
**4.3 2011, 2000**

## LOWEST AVERAGE GAIN, RUSHING

**SEASON**  
 3.4 2006  
 3.6 2005  
 3.7 2001

## HIGHEST AVERAGE GAIN, RUSHING BY OPPONENT

**SEASON**  
 3.9 2010  
 3.8 1996  
 3.7 2005, 2002

## LOWEST AVERAGE GAIN, RUSHING BY OPPONENT

**SEASON**  
 2.7 2000  
 2.8 2007  
 3.1 1999

## MOST TOUCHDOWNS RUSHING

**SEASON**  
 22 2009  
 20 2008  
 18 2003

**GAME**  
 5 12/13/09 vs. Det.  
 4 10/10/10 vs. Den.  
 3 10 times, last 10/30/11 vs. Ari.

## FEWEST TOUCHDOWNS RUSHING

**SEASON**  
 5 2005  
 7 1998, 1997  
 9 2002, 2000, 1999

## MOST TOUCHDOWNS RUSHING BY OPPONENT

**SEASON**  
 18 1996  
 17 2002, 1997  
 12 1998

**GAME**  
 4 10/9/05 at Det.  
 3 8 times, last 12/18/11 at SD



# TEAM RECORDS

## FEWEST TOUCHDOWNS RUSHING BY OPPONENT

<b>SEASON</b>
4 2008
5 2010, 2006, 2000
6 2003, 1999

## PASSING

### MOST PASSING ATTEMPTS

<b>SEASON</b>
586 1997
570 1996
562 2005

<b>GAME</b>
64 9/23/01 at Cin.
54 9/11/05 vs. Ind.
53 2 times, last 11/13/11 at Sea.

### FEWEST PASSING ATTEMPTS

<b>SEASON</b>
415 2003
433 2008
465 2004

<b>GAME</b>
17 10/4/04 vs. KC
11/8/98 vs. Oak.
18 6 times, last 10/10/04 at Was.

### MOST PASSING ATTEMPTS BY OPPONENT

<b>SEASON</b>
599 1999
596 2010
573 2002

<b>GAME</b>
69 12/24/00 vs. NYJ
62 12/13/10 at Hou.
56 12/13/98 vs. Min.

### FEWEST PASSING ATTEMPTS BY OPPONENT

<b>SEASON</b>
490 2007
501 2004
509 2006

<b>GAME</b>
15 10/13/96 at Ind.
16 9/17/00 vs. Mia.
10/21/99 vs. KC

### MOST PASS COMPLETIONS

<b>SEASON</b>
341 2007
338 1997
335 2005, 1996

<b>GAME</b>
34 9/30/07 at Cle.
9/11/05 vs. Ind.
9/23/01 at Cin.

### FEWEST PASS COMPLETIONS

<b>SEASON</b>
217 2003
258 2004
261 2008

<b>GAME</b>
7 9/14/03 vs. Cle.
8 12/7/03 vs. Cin.
12/12/99 at Pit.

### MOST PASS COMPLETIONS BY OPPONENT

<b>SEASON</b>
360 2002
350 1996
349 2010

<b>GAME</b>
36 12/24/00 vs. NYJ
35 9/30/02 vs. Den.
32 11/11/10 at Atl.
12/13/98 vs. Min.

## FEWEST PASS COMPLETIONS BY OPPONENT

<b>SEASON</b>
276 2008, 2004
279 2006
<b>288 2011</b>

<b>GAME</b>
9 6 times, last 10/24/11 at Jax.

### MOST NET YARDS GAINED, PASSING

<b>SEASON</b>
3,978 1996
3,702 1997
3,435 2006

<b>GAME</b>
404 10/27/96 vs. STL - OT
<b>385 9/25/11 at STL</b>
371 11/12/06 at Ten.

### FEWEST NET YARDS GAINED, PASSING

<b>SEASON</b>
2,255 2003
2,312 2004
2,808 2008

<b>GAME</b>
37 12/17/00 at Ari.
40 11/5/07 at Pit.
47 11/28/04 at NE

### MOST NET YARDS GAINED, PASSING BY OPPONENT

<b>SEASON</b>
3,969 1996
3,673 1997
3,599 2010

<b>GAME</b>
473 12/24/00 vs. NYJ
421 9/20/09 at SD
378 12/13/10 at Hou.

### FEWEST NET YARDS GAINED, PASSING BY OPPONENT

<b>SEASON</b>
2,805 2003
2,875 2008
2,958 2005

<b>GAME</b>
55 10/10/04 at Was.
60 9/13/10 at NYJ
64 12/10/00 vs. SD

### MOST TIMES SACKED

<b>SEASON</b>
56 1999
43 2000
42 2005, 2003

<b>GAME</b>
7 8 times, last 12/18/11 at SD

### FEWEST TIMES SACKED

<b>SEASON</b>
17 2006
<b>33 2011, 2008</b>
35 2004

### MOST TIMES OPPONENTS SACKED

<b>SEASON</b>
60 2006
49 1999
<b>48 2011</b>

<b>GAME</b>
9 11/24/11 vs. SF
11/26/06 vs. Pit.
11/16/97 vs. Phi. - OT
7 9/24/06 at Cle.
12/26/99 vs. Cin.

### FEWEST TIMES OPPONENTS SACKED

<b>SEASON</b>
27 2010
30 1996
32 2009, 2007

## MOST CONSECUTIVE GAMES OPPONENTS SACKED

22 (9th game in 2000 - 14th in 2001)
21 (5th game in 2008 - 9th game in 2009)
(15th game in 2005 - 3rd in 2007)
(8th game in 1997 - 12th in 1998)

### HIGHEST COMPLETION PERCENTAGE

<b>SEASON</b>
62.9 2009 (321-510)
62.7 2010 (308-491)
62.6 2006 (328-524)

<b>GAME</b>
80.0 11/1/09 vs. Den. (20-25)
9/9/01 vs. Chi. (24-30)
79.4 11/1/98 vs. Jax. (27-34)
<b>78.9 1/1/12 at Cin. (15-19)</b>
77.8 12/10/06 at KC (21-27)
11/26/06 vs. Pit. (21-27)

### LOWEST COMPLETION PERCENTAGE

<b>SEASON</b>
49.5 1999 (270-546)
52.3 2003 (217-415)
54.7 2002 (262-479)

<b>GAME</b>
30.8 12/12/99 at Pit. (8-26)
<b>32.3 10/2/11 vs. NYJ (10-31)</b>
35.3 11/15/98 at SD (12-34)

### HIGHEST COMPLETION PERCENTAGE BY OPPONENT

<b>SEASON</b>
65.2 1996 (350-537)
62.8 2002 (360-573)
59.8 2007 (293-490)

<b>GAME</b>
83.9 11/17/96 at SF (26-31)
80.6 12/5/04 vs. Cin. (29-36)
79.4 10/14/01 at GB (27-34)

### LOWEST COMPLETION PERCENTAGE BY OPPONENT

<b>SEASON</b>
52.3 2008 (276-528)
<b>53.8 2011 (288-535)</b>
54.8 2006 (279-509), 1999 (328-599)

<b>GAME</b>
<b>31.4 10/2/11 vs. NYJ (11-35)</b>
35.7 11/15/98 at SD (15-42)
36.4 11/30/08 at Cin. (12-33)

### MOST TOUCHDOWNS PASSING

<b>SEASON</b>
34 1996
25 2010, 1997
<b>21 2011, 2009, 2006, 1999</b>

<b>GAME</b>
5 9/10/00 vs. Jax.
4 5 times, last 12/20/09 vs. Chi.

### FEWEST TOUCHDOWNS PASSING

<b>SEASON</b>
13 2007, 2004
16 2008, 2003, 1998
17 2005

### MOST TOUCHDOWNS PASSING BY OPPONENT

<b>SEASON</b>
27 2007, 1996
22 2010
20 1999, 1998, 1997

<b>GAME</b>
5 11/5/07 at Pit.
11/23/03 vs. Sea.

### FEWEST TOUCHDOWNS PASSING BY OPPONENT

<b>SEASON</b>
<b>11 2011, 2000</b>
14 2004
16 2006, 2002, 2001

# TEAM RECORDS

## MOST PASSES HAD INTERCEPTED

**SEASON**

21	2005
20	2001, 1999, 1996
19	2003, 2000

**GAME**

4	6 times, last 9/19/10 at Cin.
---	-------------------------------

## FEWEST PASSES HAD INTERCEPTED

**SEASON**

10	2010
11	2004
12	2011, 2008

## PUNTING

### MOST PUNTS

**SEASON**

104	1999
97	2004
92	1998

**GAME**

10	5 times, last 11/5/07 at Pit.
----	-------------------------------

### FEWEST PUNTS

**SEASON**

69	1996
73	2011
74	2009

**GAME**

0	11/7/10 vs. Mia. 9/30/07 at Cle.
1	10/31/05 at Pit. 9/24/00 vs. Cin.

### MOST PUNTS BY OPPONENT

**SEASON**

115	1999
105	2003
98	2001

**GAME**

11	11/30/08 at Cin. 12/19/99 vs. NO
10	4 times, last 10/7/01 vs. Ten.

### FEWEST PUNTS BY OPPONENT

**SEASON**

68	1996
76	2007
78	2002

**GAME**

0	2 times, last 12/18/11 at SD
2	13 times, last 10/24/10 vs. Buf.

### HIGHEST GROSS PUNTING AVERAGE

**SEASON**

46.5	2011
45.0	2008
43.6	2010

### LOWEST GROSS PUNTING AVERAGE

**SEASON**

38.0	2001
40.2	2000
40.5	2002

### HIGHEST GROSS PUNTING AVERAGE BY OPPONENT

**SEASON**

44.9	2006
44.5	2000
44.0	1997

### LOWEST GROSS PUNTING AVERAGE BY OPPONENT

**SEASON**

40.1	2004, 2003
40.5	2005
40.8	2002

## HIGHEST NET PUNTING AVERAGE

**SEASON**

39.9	2008
39.2	2010
38.6	2011

## LOWEST NET PUNTING AVERAGE

**SEASON**

32.9	2002, 2001
33.9	2000
34.6	2004

## HIGHEST NET PUNTING AVERAGE BY OPPONENT

**SEASON**

39.1	2010
38.4	2011
38.3	2006

## LOWEST NET PUNTING AVERAGE BY OPPONENT

**SEASON**

32.8	2002
33.0	2005
33.1	2004, 2000

## PUNT RETURNS

### MOST PUNT RETURNS

**SEASON**

60	2004
59	1999
53	2003

**GAME**

9	11/26/00 vs. Cle.
7	5 times, last 11/14/04 at NYJ

### FEWEST PUNT RETURNS

**SEASON**

34	2002
35	2007
36	2011

### MOST PUNT RETURNS BY OPPONENT

**SEASON**

55	2005
53	1997
44	2006

**GAME**

7	2 times, last 12/4/05 at Hou.
6	14 times, last 10/24/11 at Jax.

### FEWEST PUNT RETURNS BY OPPONENT

**SEASON**

27	1996
33	2011, 2001
34	2010

### MOST FAIR CATCHES

**SEASON**

27	2011
26	2010
23	2003
20	2008, 1999

**GAME**

5	11/30/08 at Cin.
4	6 times, last 12/4/11 at Cle.

### MOST FAIR CATCHES BY OPPONENT

**SEASON**

28	1999
24	1998
23	2000

**GAME**

6	12/19/99 vs. NO
4	4 times, last 10/24/10 vs. Buf.

### MOST YARDS, PUNT RETURNS

**SEASON**

713	2000
616	2004
564	1997

**GAME**

184	12/7/97 vs. Sea.
173	12/24/00 vs. NYJ
126	11/26/00 vs. Cle.

## FEWEST YARDS, PUNT RETURNS

**SEASON**

290	2009
319	2010
338	2007

## MOST YARDS, PUNT RETURNS BY OPPONENT

**SEASON**

481	2005
471	2002
468	1999

**GAME**

117	11/2/97 at NYJ (OT)
112	10/30/11 vs. Ari.
110	11/23/97 vs. Ari.

## FEWEST YARDS, PUNT RETURNS BY OPPONENT

**SEASON**

183	2001
245	2008
273	1996

## HIGHEST AVERAGE, PUNT RETURNS

**SEASON**

15.8	2000 (45-713)
13.4	1997 (42-564)
12.6	1998 (43-541)

## LOWEST AVERAGE, PUNT RETURNS

**SEASON**

7.4	2010 (43-319), 2009 (39-290)
7.7	2003 (53-410), 1999 (59-452)
7.8	2006 (45-351)

## HIGHEST AVERAGE, PUNT RETURNS BY OPPONENT

**SEASON**

11.9	2011 (33-392)
11.8	2002 (40-471)
10.9	1999 (43-468)

## LOWEST AVERAGE, PUNT RETURNS BY OPPONENT

**SEASON**

5.5	2001 (33-183)
6.4	2008 (38-245)
7.1	1998 (40-284)

## MOST TOUCHDOWNS ON PUNT RETURNS

**SEASON**

2	2007, 2004, 2000, 1998, 1997
1	2011, 2002

**GAME**

2	12/24/00 vs. NYJ 12/7/97 vs. Sea.
1	8 times, last 12/4/11 at Cle.

## MOST TDs ON PUNT RETURNS BY OPPONENT

**SEASON**

2	2011, 2002
1	2009, 2005, 1999, 1998

**GAME**

1	8 times, last 12/24/11 vs. Cle.
---	---------------------------------

## KICKOFF RETURNS

### MOST KICKOFF RETURNS

**SEASON**

86	1996
71	1997
69	1998

**GAME**

10	12/13/98 vs. Min.
9	9/10/00 vs. Jax.
8	6 times, last 10/18/09 at Min.

### FEWEST KICKOFF RETURNS

**SEASON**

42	2011
45	2006, 2000
50	2008
54	1999

# TEAM RECORDS

## MOST KICKOFF RETURNS BY OPPONENT

<b>SEASON</b>
77 2009
76 2008
75 2006
<b>GAME</b>
9 12/13/09 vs. Det.
12/19/05 vs. GB
12/2/01 vs. Ind.

## FEWEST KICKOFF RETURNS BY OPPONENT

<b>SEASON</b>
36 2011
38 2010
57 1998

## MOST YARDS, KICKOFF RETURNS

<b>SEASON</b>
1,734 1996
1,700 1998
1,547 2009
<b>GAME</b>
367 12/13/98 vs. Min.
233 12/13/10 at Hou.
196 12/9/07 vs. Ind.

## FEWEST YARDS, KICKOFF RETURNS

<b>SEASON</b>
1,005 2000
1,007 2008
1,046 2006
<b>GAME</b>
0 4 times, last 12/30/07 vs. Pit.

## MOST YARDS, KICKOFF RETURNS BY OPPONENT

<b>SEASON</b>
1,720 2008
1,636 2006
1,565 2009
<b>GAME</b>
245 11/18/07 vs. Cle.
244 11/10/02 vs. Cin.
237 11/2/08 at Cle.
1/2/05 vs. Mia.

## FEWEST YARDS, KICKOFF RETURNS BY OPP.

<b>SEASON</b>
987 2010
1,050 2011
1,168 1998
<b>GAME</b>
0 12/18/11 at SD
11/20/11 vs. Cin.
9/18/11 at Ten.
12/5/10 vs. Pit.
11/16/03 at Mia.
9/8/02 at Car.

## HIGHEST AVERAGE, KICKOFF RETURNS

<b>SEASON</b>
26.2 2009 (59-1,547)
24.9 2011 (42-1,047)
24.7 2010 (55-1,357)

## LOWEST AVERAGE, KICKOFF RETURNS

<b>SEASON</b>
20.1 2008 (50-1,007)
20.2 1997 (71-1,435), 1996 (86-1,735)
20.3 1999 (54-1,098)

## HIGHEST AVERAGE, KICKOFF RETURNS BY OPPONENT

<b>SEASON</b>
29.2 2011 (36-1,050)
26.0 2010 (38-987)
23.7 2007 (61-1,444)

## LOWEST AVERAGE, KICKOFF RETURNS BY OPPONENT

<b>SEASON</b>
20.0 1996 (70-1,402)
20.3 2009 (77-1,565)
20.5 1998 (57-1,168)

## MOST TOUCHDOWNS ON KICKOFF RETURNS

<b>SEASON</b>
2 1998
<b>GAME</b>
*2 12/13/98 vs. Min.

## MOST TDs ON KICKOFF RETURNS BY OPPONENT

<b>SEASON</b>
2 2008, 2004, 1998
1 2011, 2003, 2002, 1997
<b>GAME</b>
1 10 times, last 10/2/11 vs. NYJ

## FUMBLES

### MOST FUMBLES

<b>SEASON</b>
37 2003, 1997
35 2007
34 2002
<b>GAME</b>
7 10/13/02 at Ind.
10/22/00 vs. Ten.
5 10 times, last 12/20/08 at Dal.

### FEWEST FUMBLES

<b>SEASON</b>
19 2009
21 2006
22 2010

### MOST FUMBLES BY OPPONENT

<b>SEASON</b>
45 2000
29 2003
28 2005
<b>GAME</b>
8 10/8/00 at Jax.
5 6 times, last 10/2/11 vs. NYJ

### FEWEST FUMBLES BY OPPONENT

<b>SEASON</b>
12 2007
17 1998
20 2009

### MOST FUMBLES LOST

<b>SEASON</b>
26 2007
19 2003
18 2002
<b>GAME</b>
5 12/13/98 vs. Min.
4 4 times, last 11/11/07 vs. Cin.

### FEWEST FUMBLES LOST

<b>SEASON</b>
7 2000
9 2009, 2008, 2006
10 2010

### MOST FUMBLES LOST BY OPPONENT

<b>SEASON</b>
26 2000
17 2003
15 2005
<b>GAME</b>
4 4 times, last 9/11/11 vs. Pit.

### FEWEST FUMBLES LOST BY OPPONENT

<b>SEASON</b>
6 2007, 2002, 1998
7 1996
8 2010, 2008

### MOST OWN FUMBLES RECOVERED

<b>SEASON</b>
20 1997
19 2008, 2000
18 2003

## FEWEST OWN FUMBLES RECOVERED

<b>SEASON</b>
9 2007
10 2009, 1996
12 2011, 2010, 2006

## MOST OPPONENTS FUMBLES RECOVERED

<b>SEASON</b>
26 2000
17 2003
15 2005

<b>GAME</b>
4 4 times, last 9/11/11 vs. Pit.

## FEWEST OPPONENTS FUMBLES RECOVERED

<b>SEASON</b>
5 1998
6 2007, 2002
7 1996

## MOST TDs, FUMBLES RECOVERED, OWN & OPPONENT

<b>SEASON</b>
3 2011
2 2005, 2004
1 2009, 2008, 2006, 2003, 2002, 2001

<b>GAME</b>
2 10/2/11 vs. NYJ
1 11 times, last 9/25/11 at STL

## MOST TDs, OWN FUMBLES RECOVERED

<b>SEASON</b>
1 2004, 2003, 2002

<b>GAME</b>
1 12/5/04 vs. Cin.
9/21/03 at SD
12/29/02 at Pit.

## MOST TDs, OPPONENTS FUMBLES RECOVERED

<b>SEASON</b>
3 2011
2 2005
1 2009, 2008, 2006, 2004, 2001

<b>GAME</b>
2 10/2/11 vs. NYJ
1 8 times, last 9/25/11 at STL

## INTERCEPTIONS

### MOST INTERCEPTIONS

<b>SEASON</b>
28 2006
26 2008
25 2002
<b>GAME</b>
5 10/14/07 vs. STL
4 10 times, last 12/20/09 vs. Chi.

### FEWEST INTERCEPTIONS

<b>SEASON</b>
11 2005
15 2011, 1996
16 2001

### MOST INTERCEPTIONS BY OPPONENT

<b>SEASON</b>
21 2005
20 2001, 1999, 1996
<b>GAME</b>
4 5 times, last 11/18/01 vs. Cle.

### FEWEST INTERCEPTIONS BY OPPONENT

<b>SEASON</b>
10 2010
11 2004
12 2011, 2008

### MOST CONSECUTIVE GAMES W/ INTERCEPTIONS

10 2005-06 (game 16 in '05 through 1st 9 in '06)
9 2010-11 (game 12 in '10 through 1st 4 in '11)
2006 (games 1-9)

\* Ties NFL Record

# TEAM RECORDS

## MOST CONSECUTIVE GAMES W/ INTs BY OPPONENT

9	2001 (games 5-13)
7	1998 (games 5-11) 1996-97 (last 4 through 1st 3)

## MOST INTERCEPTION YARDS

SEASON	700 2004
544	2006
511	2003

GAME	183 12/24/00 vs. NYJ
162	11/23/08 vs. Phi.
156	10/24/04 vs. Buf.

## FEWEST INTERCEPTION YARDS

SEASON	147 1996
161	1998
175	2011

## MOST INTERCEPTION YARDS BY OPPONENT

SEASON	349 1996
331	2001
293	2007

GAME	108 10/21/99 vs. KC
103	12/19/04 at Ind.
100	11/18/07 vs. Cle.

## FEWEST INTERCEPTION YARDS BY OPPONENT

SEASON	104 2008
118	1997
142	2006

## MOST TDs ON INTERCEPTIONS

SEASON	5 2008, 2006, 2004
4	2003, 1999
3	2010

GAME	2 11/21/10 at Car. 10/29/06 at NO
1	35 times, last 10/2/11 vs. NYJ

## MOST TDs ON INTERCEPTIONS BY OPPONENT

SEASON	3 2005, 2001, 1999, 1996
2	2000
1	2011, 2008, 2007, 2002

GAME	2 10/21/99 vs. KC
1	16 times, last 10/2/11 vs. NYJ

## PENALTIES

### FEWEST PENALTIES

SEASON	89 2001
90	2010
92	2011
GAME	1 5 times, last 12/26/10 at Cle.

### MOST PENALTIES

SEASON	139 2005
126	2003
125	1999
GAME	21 10/9/05 at Det.
14	11/23/03 vs. Sea. 11/15/98 at SD

### FEWEST PENALTIES BY OPPONENT

SEASON	79 2006
84	2007, 2000
88	2009

GAME	0 12/23/07 at Sea.
1	11/11/10 at Atl. 12/20/09 vs. Chi. 12/8/96 at Cin.

### MOST PENALTIES BY OPPONENT

SEASON	122 1999, 1998
117	2010
114	2008

GAME	16 11/15/98 at SD
15	10/10/99 at Ten. 11/21/99 at Cin.
14	9/13/10 at NYJ 11/8/98 vs. Oak. 10/27/96 vs. STL

### FEWEST PENALTIES, BOTH TEAMS

GAME	3 12/26/10, Bal. (1) at Cle. (2)
4	9/8/96, Bal. (1) at Pit. (3)
5	12/20/09, Bal. (4) vs. Chi. (1) 12/16/07, Bal. (1) at Mia. (4) 12/8/96, Bal. (4) at Cin. (1)

### MOST PENALTIES, BOTH TEAMS

GAME	30 11/15/98, Bal. (14) at SD (16)
28	10/9/05, Bal. (21) at Det. (7)
24	10/10/99, Bal. (9) at Ten. (15)

### FEWEST YARDS PENALIZED

SEASON	673 2010
728	2001
730	2000
GAME	5 12/16/07 at Mia. 11/10/02 vs. Cin.
10	11/29/98 vs. Ind. 9/8/96 at Pit.

### MOST YARDS PENALIZED

SEASON	1,094 2009
1,067	2005
1,010	1999
GAME	147 10/9/05 at Det.
146	10/6/96 vs. NE
135	12/7/09 at GB

### FEWEST YARDS OPPONENT PENALIZED

SEASON	535 2000
580	2006
728	2007
GAME	0 12/23/07 at Sea.
5	11/11/10 at Atl. 12/8/96 at Cin.
9	12/20/09 vs. Chi.

### MOST YARDS OPPONENT PENALIZED

SEASON	1,118 1999
1,032	2011
1,013	1998
GAME	212 10/10/99 at Ten.
175	12/7/09 at GB
146	11/15/98 at SD

### FEWEST YARDS PENALIZED, BOTH TEAMS

GAME	25 12/26/10, Bal. (5) at Cle. (20)
30	12/16/07, Bal. (5) at Mia. (25) 9/8/96, Bal. (10) at Pit. (20)
35	12/20/09, Bal. (26) vs. Chi. (9) 12/10/00, Bal. (15) vs. SD (20) 11/16/97, Bal. (15) vs. Phi. (20)

### MOST YARDS PENALIZED, BOTH TEAMS

GAME	310 12/7/09, Bal. (135) at GB (175)
293	10/10/99, Bal. (81) at Ten. (212)
252	11/15/98, Bal. (106) at SD (146)

## TURNOVERS

### MOST TURNOVERS

SEASON	40 2007
38	2003
36	2005, 2001
GAME	7 11/9/03 at STL 11/9/97 at Pit.
6	4 times, last 11/11/07 vs. Cin.

### FEWEST TURNOVERS

SEASON	20 2010
21	2008
22	2009

### MOST TURNOVERS BY OPPONENT

SEASON	49 2000
41	2003
40	2006

GAME	7 9/11/11 vs. Pit.
6	6 times, last 12/20/09 vs. Chi.

### FEWEST TURNOVERS BY OPPONENT

SEASON	22 1996
23	2007, 1998
26	2011, 2005

### MOST TURNOVERS, BOTH TEAMS

SEASON	79 2003
75	2000
64	2001
GAME	11 11/9/03, Bal. (7) at STL (4)

### MOST TDs BY RAVENS OFF TURNOVERS

SEASON	7 2004 (5 INTs, 2 FRs)
6	2008 (5 INTs, 1 FR) 2006 (5 INTs, 1 FR)
4	2011 (3 FRs, 1 INT), 2003 (4 INTs), 1999 (4 INTs)

GAME	3 10/2/11 vs. NYJ (2 FRs, 1 INT)
2	11/21/10 at Car. (2 INTs) 10/29/06 at NO (2 INTs)
1	37 times, last 9/25/11 at STL

### MOST TDs BY OPPONENT OFF TURNOVERS

SEASON	4 1999 (3 INTs, 1 FR), 1996 (3 INTs, 1 FR)
3	2008, (2 FRs, 1 INT), 2007 (2 FRs, 1 INT), 2005 (3 INTs), 2001 (3 INTs)

GAME	2 10/21/99 vs. KC (2 INTs)
1	29 times, last 10/2/11 vs. NYJ

# OPPONENT SINGLE-GAME BESTS

## SCORING

### MOST POINTS

- 21 Shayne Graham 11/11/07 vs. Cin. (7 FGs)
- 20 Gary Anderson 12/13/98 vs. Min. (6 FGs, 2 PATs)
- 18 8 times, last by Lee Evans 10/24/10 vs. Buf. (3 receiving)

### MOST TOUCHDOWNS

- 3 Lee Evans 10/24/10 vs. Buf. (3 receiving)
- Joseph Addai 12/9/07 vs. Ind. (2 rush, 1 receiving)
- Deuce McAllister 12/8/02 vs. NO (3 rushing)
- Jimmy Smith 9/10/00 vs. Jax. (3 receiving)
- Karim Abdul-Jabbar 10/19/97 vs. Mia. (3 rushing)
- Tony Martin 9/28/97 at SD (3 receiving)
- Ed McCaffrey 10/20/96 at Den. (3 receiving)

### MOST PATs ATTEMPTED

- 6 Adam Vinatieri 12/9/07 vs. Ind.
- Mike Hollis 11/1/98 vs. Jax.
- Norm Johnson 10/5/97 vs. Pit.
- Jason Elam 10/20/96 at Den.

### MOST PATs MADE

- 6 Adam Vinatieri 12/9/07 vs. Ind.
- Mike Hollis 11/1/98 vs. Jax.
- Norm Johnson 10/5/97 vs. Pit.
- Jason Elam 10/20/96 at Den.

### MOST FGs ATTEMPTED

- 7 Shayne Graham 11/11/07 vs. Cin.
- 6 Gary Anderson 12/13/98 vs. Min.
- 5 10 times, last by Steve Hauschka 11/13/11 at Sea.

### MOST FGs MADE

- 7 Shayne Graham 11/11/07 vs. Cin.
- 6 Gary Anderson 12/13/98 vs. Min.
- 5 6 times by 5 different players, last by Steve Hauschka 11/13/11 at Sea

### LONGEST FG ATTEMPTED

- 60 John Hall 9/13/98 at NYJ
- 57 Mike Vanderjagt 10/13/02 at Ind.
- 54 **Josh Scobee (2) 10/24/11 at Jax.**
- Phil Dawson 11/2/08 at Cle.
- Nate Kaeding 10/1/06 vs. SD

### LONGEST FG MADE

- 54 **Josh Scobee (2) 10/24/11 at Jax.**
- Phil Dawson 11/2/08 at Cle.
- Nate Kaeding 10/1/06 vs. SD
- 53 Ryan Succop 9/13/09 vs. KC
- Mike Vanderjagt 11/29/98 vs. Ind.

## RUSHING

### MOST RUSHING ATTEMPTS

- 36 Ricky Williams 11/16/03 at Mia.
- 34 Cedric Benson 11/8/09 at Cin.
- 33 Priest Holmes 10/4/04 vs. KC
- 32 **Marshawn Lynch 11/13/11 at Sea.**
- Deuce McAllister 12/8/02 vs. NO

### MOST YARDS RUSHING

- 194 Terrell Davis 10/20/96 at Den.
- 192 Marshall Faulk 11/29/98 vs. Ind.
- 163 James Allen 12/20/98 at Chi.
- 155 Domanick Davis (Williams) 12/4/05 vs. Hou.
- 151 Fred Taylor 10/20/02 vs. Jax.

### HIGHEST RUSHING AVERAGE (MIN. 10 CARRIES)

- 11.3 Marshall Faulk 11/29/98 vs. Ind.
- 7.4 Sammy Morris 1/2/05 vs. Mia.
- 7.1 James Allen 12/20/98 at Chi.
- 6.9 Terrell Davis 10/20/96 at Den.
- 6.6 Brandon Jacobs 11/16/08 at NYG

### LONGEST RUSH FROM SCRIMMAGE

- 77 Ahmad Bradshaw 11/16/08 at NYG
- 77 Shawn Bryson 10/9/05 at Det.
- 74t Kordell Stewart 10/5/97 vs. Pit
- 71t Terrell Davis 10/20/96 at Den.
- 68t Marshall Faulk 11/29/98 vs. Ind.

### MOST RUSHING TDs

- 3 Deuce McAllister 12/8/02 vs. NO
- Karim Abdul-Jabbar 10/19/97 vs. Mia.
- 2 17 times by 16 players, last by Ryan Mathews 12/18/11 at SD

## PASSING

### MOST PASSING ATTEMPTS

- 69 Vinny Testaverde 12/24/00 vs. NYJ
- 62 Matt Schaub 12/13/10 at Hou.
- 55 Randall Cunningham 12/13/98 vs. Min.
- 53 Brian Griese 9/30/02 vs. Den.
- 52 Carson Palmer 9/26/04 at Cin.

### MOST PASS COMPLETIONS

- 36 Vinny Testaverde 12/24/00 vs. NYJ
- 35 Brian Griese 9/30/02 vs. Den.
- 32 Carson Palmer 1/2/11 vs. Cin.
- Matt Ryan 11/11/10 at Atl.
- Randall Cunningham 12/13/98 vs. Min.

### MOST YARDS PASSING

- 481 Vinny Testaverde 12/24/00 vs. NYJ
- 436 Philip Rivers 9/20/09 at SD
- 393 Matt Schaub 12/13/10 at Hou.
- 386 Mark Brunell 9/10/00 vs. Jax.
- 383 Drew Brees 10/29/06 at NO

### HIGHEST COMPLETION PERCENTAGE

- 83.9 Elvis Grbac 11/17/96 at SF (26-31)
- 83.3 Rob Johnson 8/31/97 vs. Jax. (20-24)
- 80.6 Carson Palmer 12/5/04 vs. Cin. (29-36)
- 79.4 Brett Favre 10/14/01 at GB (27-34)
- 79.2 Steve McNair 12/22/96 vs. Hou. (19-24)

### LONGEST COMPLETION

- 90t Kordell Stewart to Bobby Shaw 12/16/01 vs. Pit.
- 88t Brian St. Pierre to David Gettis 11/21/10 at Car.
- 82t Jon Kitna to Chad Johnson 10/19/03 at Cin.
- 81t Philip Rivers to Darren Sproles 9/20/09 at SD
- 81t Josh Miller to Chris Hope 12/28/03 vs. Pit.

### MOST TD PASSES

- 5 Ben Roethlisberger 11/5/07 at Pit.
- Matt Hasselbeck 11/23/03 vs. Sea.
- 4 Ryan Fitzpatrick 10/24/10 vs. Buf.
- Peyton Manning 12/9/07 vs. Ind.
- Drew Bledsoe 10/6/96 vs. NE

### MOST INTERCEPTIONS THROWN

- 5 Gus Ferrotte 10/14/07 vs. STL
- 4 Sage Rosenfels 11/9/08 at Hou.
- Drew Bledsoe 10/24/04 vs. Buf.
- Jeff Garcia 11/30/03 vs. SF

## RECEIVING

### MOST RECEPTIONS

- 15 Jimmy Smith 9/10/00 vs. Jax.
- 14 Anquan Boldin 9/23/07 vs. Ari.
- 12 4 times, last by Jerome Simpson 1/2/11 vs. Cin.

### HIGHEST AVG. GAIN PER RECEPTION (MIN. 3)

- 38.7 Tony Martin 9/28/97 at SD (4-155)
- 36.5 Chris Chambers 1/2/05 vs. Mia. (4-146)
- 36.3 Greg Camarillo 12/16/07 at Mia. (3-109)
- 32.7 **Larry Fitzgerald 10/30/11 vs. Ari. (3-98)**
- 32.3 Braylon Edwards 9/30/07 at Cle. (3-97)
- Plaxico Burress 12/26/04 at Pit. (3-97)

### MOST RECEIVING YARDS

- 291 Jimmy Smith 9/10/00 vs. Jax.
- 229 Isaac Bruce 10/27/96 vs. STL - OT
- 189 Steve Smith 10/15/06 vs. Car.
- 181 Anquan Boldin 9/23/07 vs. Ari.
- 176 Sidney Rice 10/18/09 at Min.

### MOST TOUCHDOWN RECEPTIONS

- 3 Lee Evans 10/24/10 vs. Buf.
- Jimmy Smith 9/10/00 vs. Jax.
- Tony Martin 9/28/97 at SD
- Ed McCaffrey 10/20/96 at Den.

## INTERCEPTIONS

### MOST INTERCEPTIONS

- 3 Anthony Henry 11/18/01 vs. Cle.
- 2 18 times, last by Aaron Ross 11/16/08 at NYG

### MOST INTERCEPTION RETURN YARDAGE

- 100 Brodney Pool 11/18/07 vs. Cle. (1 TD ret.)
- 97 Derrick Brooks 9/15/02 vs. TB (1 TD ret.)
- 87 Perry Phenix 11/12/00 at Ten. (1 TD ret.)
- 74 Gary Brackett 12/9/07 vs. Ind. (2 ret.)

### HIGHEST AVG. ON INT. RETURN YARDAGE (MIN. 2)

- 37.0 Gary Brackett 12/9/07 vs. Ind. (2-74)
- 30.0 Aaron Ross 11/16/08 at NYG (2-60)
- 29.5 Jerametrius Butler 11/9/03 at STL (2-59)
- James Hasty 10/21/99 vs. KC (2-59)

### LONGEST INTERCEPTION RETURN

- 100t Brodney Pool 11/18/07 vs. Cle.
- 97t Derrick Brooks 9/15/02 vs. TB
- 87t Perry Phenix 11/12/00 at Ten.

### INTERCEPTION RETURN TOUCHDOWNS

- 1 18 times, last by David Harris 10/2/11 vs. NYJ

## SACKS

### MOST SACKS

- 4 **Antwan Barnes 12/18/11 at SD**
- 3.5 James Harrison 11/5/07 at Pit.
- Gerald Dixon 12/21/97 at Cin.
- 3 11 times, last by James Harrison 11/6/11 at Pit.

### MOST SACK YARDAGE

- 30.0 James Harrison 9/29/08 at Pit. (2.5 sacks)
- 25.5 James Harrison 11/5/07 at Pit. (3.5 sacks)
- 25.0 Robert Mathis 10/12/08 at Ind. (3 sacks)
- Kenard Lang 9/12/04 at Cle. (3 sacks)

## PUNTING

### MOST PUNTS

- 11 Kyle Larson 11/30/08 at Cin.
- Tommy Barnhardt 12/19/99 vs. NO
- 10 4 times, last by Craig Hentrich 10/7/01 vs. Ten.

### HIGHEST GROSS PUNTING AVERAGE (4 PUNTS)

- 57.6 **Andy Lee 11/24/11 vs. SF (5 punts)**
- 53.8 Mike Scifres 10/1/06 vs. SD (5 punts)
- 53.5 **Kevin Huber 1/1/12 at Cin. (4 punts)**
- Shane Lechler 9/17/06 vs. Oak. (4 punts)
- 52.8 **Daniel Sepulveda 9/11/11 vs. Pit. (4 punts)**
- Lee Johnson 9/7/97 vs. Cin. (4 punts)

### LONGEST PUNT

- 74 Andy Lee 10/7/07 at SF
- 71 Mike Scifres 10/1/06 vs. SD
- 70 Mike Scifres 11/25/07 at SD

### MOST PUNTS INSIDE 20

- 8 Bryan Barker 11/14/99 at Jax.
- 5 Matt Turk 11/16/03 at Mia.

## PUNT RETURNS

### MOST PUNT RETURNS

- 7 Alvin Pearman 11/13/05 at Jax.
- 6 12 times, last by Mike Thomas 10/24/11 at Jax.

### MOST PUNT RETURN YARDAGE

- 117 Leon Johnson 11/2/97 at NYJ - OT
- 112 **Patrick Peterson 10/30/11 vs. Ari.**
- 110 Kevin Williams 11/23/97 vs. Ari.

### HIGHEST PUNT RETURN AVERAGE (3 RETURNS)

- 30.7 Avion Black 12/15/02 at Hou. (3 returns)
- 28.0 **Patrick Peterson 10/30/11 vs. Ari. (4 returns)**
- 25.0 Roell Preston 10/25/98 at GB (3 returns)

### LONGEST PUNT RETURN

- 86t Craig Yeast 11/21/99 at Cin.
- 84t **Joshua Cribbs 12/24/11 vs. Cle.**
- 82t **Patrick Peterson 10/30/11 vs. Ari.**
- 76t Avion Black 12/15/02 at Hou.

### TDs

- 1 8 times, last by Joshua Cribbs 12/24/11 vs. Cle.

## KICKOFF RETURNS

### MOST KICKOFF RETURNS

- 8 Terrence Wilkins 12/2/01 vs. Ind.
- 7 7 times, last by Joshua Cribbs 11/2/08 at Cle.

### MOST KICKOFF RETURN YARDAGE

- 245 Joshua Cribbs 11/18/07 vs. Cle. (7 ret.)
- 237 Joshua Cribbs 11/2/08 at Cle. (7 ret.)
- 228 Brandon Bennett 11/10/02 vs. Cin. (6 ret.)

### HIGHEST KICKOFF RETURN AVERAGE (3 RETURNS)

- 44.3 Quintin Demps 11/23/08 vs. Phi. (4-177)
- 43.0 Will Blackwell 10/5/97 vs. Pit. (3-129)
- 40.3 Dante Hall 9/28/03 vs. KC (3-121)

### LONGEST KICKOFF RETURN

- 107t **Joe McKnight 10/2/11 vs. NYJ**
- 100t Quintin Demps 11/23/08 vs. Phi.
- 97t 3 times, last by Dante Hall 9/28/03 vs. KC

### TDs

- 1 10 times, last by Joe McKnight 10/2/11 vs. NYJ (107)



# – NFL STATISTICS –

- NFL Standings
- NFL Team Schedules
- NFL Statistics



## 2011 NFL Standings

### American Football Conference

East Division											
Team	W	L	T	Pct	PF	PA	Home	Away	Conf	Div	Streak
y-New England Patriots	13	3	0	.813	513	342	7-1-0	6-2-0	10-2-0	5-1-0	Won 8
New York Jets	8	8	0	.500	377	363	6-2-0	2-6-0	6-6-0	3-3-0	Lost 3
Miami Dolphins	6	10	0	.375	329	313	4-4-0	2-6-0	5-7-0	3-3-0	Won 1
Buffalo Bills	6	10	0	.375	372	434	5-3-0	1-7-0	4-8-0	1-5-0	Lost 1
North Division											
Team	W	L	T	Pct	PF	PA	Home	Away	Conf	Div	Streak
y-Baltimore Ravens	12	4	0	.750	378	266	8-0-0	4-4-0	9-3-0	6-0-0	Won 2
x-Pittsburgh Steelers	12	4	0	.750	325	227	7-1-0	5-3-0	9-3-0	4-2-0	Won 2
x-Cincinnati Bengals	9	7	0	.563	344	323	4-4-0	5-3-0	6-6-0	2-4-0	Lost 1
Cleveland Browns	4	12	0	.250	218	307	3-5-0	1-7-0	3-9-0	0-6-0	Lost 6
South Division											
Team	W	L	T	Pct	PF	PA	Home	Away	Conf	Div	Streak
y-Houston Texans	10	6	0	.625	381	278	5-3-0	5-3-0	8-4-0	4-2-0	Lost 3
Tennessee Titans	9	7	0	.563	325	317	5-3-0	4-4-0	7-5-0	3-3-0	Won 2
Jacksonville Jaguars	5	11	0	.313	243	329	4-4-0	1-7-0	4-8-0	3-3-0	Won 1
Indianapolis Colts	2	14	0	.125	243	430	2-6-0	0-8-0	2-10-0	2-4-0	Lost 1
West Division											
Team	W	L	T	Pct	PF	PA	Home	Away	Conf	Div	Streak
y-Denver Broncos	8	8	0	.500	309	390	3-5-0	5-3-0	6-6-0	3-3-0	Lost 3
San Diego Chargers	8	8	0	.500	406	377	5-3-0	3-5-0	7-5-0	3-3-0	Won 1
Oakland Raiders	8	8	0	.500	359	433	3-5-0	5-3-0	6-6-0	3-3-0	Lost 1
Kansas City Chiefs	7	9	0	.438	212	338	3-5-0	4-4-0	4-8-0	3-3-0	Won 1

### National Football Conference

East Division											
Team	W	L	T	Pct	PF	PA	Home	Away	Conf	Div	Streak
y-New York Giants	9	7	0	.563	394	400	4-4-0	5-3-0	5-7-0	3-3-0	Won 2
Philadelphia Eagles	8	8	0	.500	396	328	3-5-0	5-3-0	6-6-0	5-1-0	Won 4
Dallas Cowboys	8	8	0	.500	369	347	5-3-0	3-5-0	6-6-0	2-4-0	Lost 2
Washington Redskins	5	11	0	.313	288	367	2-6-0	3-5-0	5-7-0	2-4-0	Lost 2
North Division											
Team	W	L	T	Pct	PF	PA	Home	Away	Conf	Div	Streak
z-Green Bay Packers	15	1	0	.938	560	359	8-0-0	7-1-0	12-0-0	6-0-0	Won 2
x-Detroit Lions	10	6	0	.625	474	387	5-3-0	5-3-0	6-6-0	3-3-0	Lost 1
Chicago Bears	8	8	0	.500	353	341	5-3-0	3-5-0	7-5-0	3-3-0	Won 1
Minnesota Vikings	3	13	0	.188	340	449	1-7-0	2-6-0	3-9-0	0-6-0	Lost 1
South Division											
Team	W	L	T	Pct	PF	PA	Home	Away	Conf	Div	Streak
y-New Orleans Saints	13	3	0	.813	547	339	8-0-0	5-3-0	9-3-0	5-1-0	Won 8
x-Atlanta Falcons	10	6	0	.625	402	350	6-2-0	4-4-0	7-5-0	3-3-0	Won 1
Carolina Panthers	6	10	0	.375	406	429	3-5-0	3-5-0	3-9-0	2-4-0	Lost 1
Tampa Bay Buccaneers	4	12	0	.250	287	494	3-5-0	1-7-0	3-9-0	2-4-0	Lost 10
West Division											
Team	W	L	T	Pct	PF	PA	Home	Away	Conf	Div	Streak
y-San Francisco 49ers	13	3	0	.813	380	229	7-1-0	6-2-0	10-2-0	5-1-0	Won 3
Arizona Cardinals	8	8	0	.500	312	348	6-2-0	2-6-0	7-5-0	4-2-0	Won 1
Seattle Seahawks	7	9	0	.438	321	315	4-4-0	3-5-0	6-6-0	3-3-0	Lost 2
St. Louis Rams	2	14	0	.125	193	407	1-7-0	1-7-0	1-11-0	0-6-0	Lost 7



# AFC SCHEDULES

## NORTH

### **BALTIMORE RAVENS (12-4)**

Sept. 11 vs. Pittsburgh W, 35-7  
 Sept. 18 @ Tennessee L, 26-13  
 Sept. 25 @ St. Louis W, 37-7  
 Oct. 2 vs. New York Jets W, 34-17  
 Oct. 16 vs. Houston W, 29-14  
 Oct. 24 @ Jacksonville L, 12-7  
 Oct. 30 vs. Arizona W, 30-27  
 Nov. 6 @ Pittsburgh W, 23-20  
 Nov. 13 @ Seattle L, 22-17  
 Nov. 20 vs. Cincinnati W, 31-24  
 Nov. 24 vs. San Francisco W, 16-6  
 Dec. 4 @ Cleveland W, 24-10  
 Dec. 11 vs. Indianapolis W, 24-10  
 Dec. 18 @ San Diego L, 34-14  
 Dec. 24 vs. Cleveland W, 20-14  
 Jan. 1 @ Cincinnati W, 24-16

### **CINCINNATI BENGALS (9-7)**

Sept. 11 @ Cleveland W, 27-17  
 Sept. 18 @ Denver L, 24-22  
 Sept. 25 vs. San Francisco L, 13-8  
 Oct. 2 vs. Buffalo W, 23-20  
 Oct. 9 @ Jacksonville W, 30-20  
 Oct. 16 vs. Indianapolis W, 27-17  
 Oct. 30 @ Seattle W, 34-12  
 Nov. 6 @ Tennessee W, 24-17  
 Nov. 13 vs. Pittsburgh L, 24-17  
 Nov. 20 @ Baltimore L, 31-24  
 Nov. 27 vs. Cleveland W, 23-20  
 Dec. 4 @ Pittsburgh L, 35-7  
 Dec. 11 vs. Houston L, 20-19  
 Dec. 18 @ St. Louis W, 20-13  
 Dec. 24 vs. Arizona W, 23-16  
 Jan. 1 vs. Baltimore L, 24-16

### **CLEVELAND BROWNS (4-12)**

Sept. 11 vs. Cincinnati L, 27-17  
 Sept. 18 @ Indianapolis W, 27-19  
 Sept. 25 vs. Miami W, 17-16  
 Oct. 2 vs. Tennessee L, 31-13  
 Oct. 16 @ Oakland L, 24-17  
 Oct. 23 vs. Seattle W, 6-3  
 Oct. 30 @ San Francisco L, 20-10  
 Nov. 6 @ Houston L, 30-12  
 Nov. 13 vs. St. Louis L, 13-12  
 Nov. 20 vs. Jacksonville W, 14-10  
 Nov. 27 @ Cincinnati L, 23-20  
 Dec. 4 vs. Baltimore L, 24-10  
 Dec. 8 @ Pittsburgh L, 14-3  
 Dec. 18 @ Arizona (OT) L, 20-17  
 Dec. 24 @ Baltimore L, 20-14  
 Jan. 1 vs. Pittsburgh L, 13-9

### **PITTSBURGH STEELERS (12-4)**

Sept. 11 @ Baltimore L, 35-7  
 Sept. 18 vs. Seattle W, 24-0  
 Sept. 25 @ Indianapolis W, 23-20  
 Oct. 2 @ Houston L, 17-10  
 Oct. 9 vs. Tennessee W, 38-17  
 Oct. 16 vs. Jacksonville W, 17-13  
 Oct. 23 @ Arizona W, 32-20  
 Oct. 30 vs. New England W, 25-17  
 Nov. 6 vs. Baltimore L, 23-20  
 Nov. 13 @ Cincinnati W, 24-17  
 Nov. 27 @ Kansas City W, 13-9  
 Dec. 4 vs. Cincinnati W, 35-7  
 Dec. 8 vs. Cleveland W, 14-3  
 Dec. 19 @ San Francisco L, 20-3  
 Dec. 24 vs. St. Louis W, 27-0  
 Jan. 1 @ Cleveland W, 13-9

## EAST

### **BUFFALO BILLS (6-10)**

Sept. 11 @ Kansas City W, 41-7  
 Sept. 18 vs. Oakland W, 38-35  
 Sept. 25 vs. New England W, 34-31  
 Oct. 2 @ Cincinnati L, 23-20  
 Oct. 9 vs. Philadelphia W, 31-24  
 Oct. 16 @ New York Giants L, 27-24  
 Oct. 30 vs. Washington W, 23-0  
 Nov. 6 vs. New York Jets L, 27-11  
 Nov. 13 @ Dallas L, 44-7  
 Nov. 20 @ Miami L, 35-8  
 Nov. 27 @ New York Jets L, 28-24  
 Dec. 4 vs. Tennessee L, 23-17  
 Dec. 11 @ San Diego L, 37-10  
 Dec. 18 vs. Miami L, 30-23  
 Dec. 24 vs. Denver W, 40-14  
 Jan. 1 @ New England L, 49-21

### **MIAMI DOLPHINS (6-10)**

Sept. 12 vs. New England L, 38-24  
 Sept. 18 vs. Houston L, 23-13  
 Sept. 25 @ Cleveland L, 17-16  
 Oct. 2 @ San Diego L, 26-16  
 Oct. 17 @ New York Jets L, 24-6  
 Oct. 23 vs. Denver (OT) L, 18-15  
 Oct. 30 @ New York Giants L, 20-17  
 Nov. 6 @ Kansas City W, 31-3  
 Nov. 13 vs. Washington W, 20-9  
 Nov. 20 vs. Buffalo W, 35-8  
 Nov. 24 @ Dallas L, 20-19  
 Dec. 4 vs. Oakland W, 34-14  
 Dec. 11 vs. Philadelphia L, 26-10  
 Dec. 18 @ Buffalo W, 30-23  
 Dec. 24 @ New England L, 27-24  
 Jan. 1 vs. New York Jets W, 19-17

### **NEW ENGLAND PATRIOTS (13-3)**

Sept. 12 @ Miami Dolphins W, 38-24  
 Sept. 18 vs. San Diego W, 35-21  
 Sept. 25 @ Buffalo L, 34-31  
 Oct. 2 @ Oakland W, 31-19  
 Oct. 9 vs. New York Jets W, 30-21  
 Oct. 16 vs. Dallas W, 20-16  
 Oct. 30 @ Pittsburgh L, 25-17  
 Nov. 6 vs. New York Giants L, 24-20  
 Nov. 13 @ New York Jets W, 37-16  
 Nov. 21 vs. Kansas City W, 34-3  
 Nov. 27 @ Philadelphia W, 38-20  
 Dec. 4 vs. Indianapolis W, 31-24  
 Dec. 11 @ Washington W, 34-27  
 Dec. 18 @ Denver W, 41-23  
 Dec. 24 vs. Miami W, 27-24  
 Jan. 1 vs. Buffalo W, 49-21

### **NEW YORK JETS (8-8)**

Sept. 11 vs. Dallas W, 27-24  
 Sept. 18 vs. Jacksonville W, 32-3  
 Sept. 25 @ Oakland L, 34-24  
 Oct. 2 @ Baltimore L, 34-17  
 Oct. 9 @ New England L, 30-21  
 Oct. 17 vs. Miami W, 24-6  
 Oct. 23 vs. San Diego W, 27-21  
 Nov. 6 @ Buffalo W, 27-11  
 Nov. 13 vs. New England L, 37-16  
 Nov. 17 @ Denver L, 17-13  
 Nov. 27 vs. Buffalo W, 28-24  
 Dec. 4 @ Washington W, 34-19  
 Dec. 11 vs. Kansas City W, 37-10  
 Dec. 18 @ Philadelphia L, 45-19  
 Dec. 24 vs. New York Giants L, 29-14  
 Jan. 1 @ Miami L, 19-17

## SOUTH

### **HOUSTON TEXANS (10-6)**

Sept. 11 vs. Indianapolis W, 34-7  
 Sept. 18 @ Miami W, 23-13  
 Sept. 25 @ New Orleans L, 40-33  
 Oct. 2 vs. Pittsburgh W, 17-10  
 Oct. 9 vs. Oakland L, 25-20  
 Oct. 16 @ Baltimore L, 29-14  
 Oct. 23 @ Tennessee W, 41-7  
 Oct. 30 vs. Jacksonville W, 24-14  
 Nov. 6 vs. Cleveland W, 30-12  
 Nov. 13 @ Tampa Bay W, 37-9  
 Nov. 27 @ Jacksonville W, 20-13  
 Dec. 4 vs. Atlanta W, 17-10  
 Dec. 11 @ Cincinnati W, 20-19  
 Dec. 18 vs. Carolina L, 28-13  
 Dec. 22 @ Indianapolis L, 19-16  
 Jan. 1 vs. Tennessee L, 23-22

### **INDIANAPOLIS COLTS (2-14)**

Sept. 11 @ Houston L, 34-7  
 Sept. 18 vs. Cleveland L, 27-19  
 Sept. 25 vs. Pittsburgh L, 23-20  
 Oct. 3 @ Tampa Bay L, 24-17  
 Oct. 9 vs. Kansas City L, 28-24  
 Oct. 16 @ Cincinnati L, 27-17  
 Oct. 23 @ New Orleans L, 62-7  
 Oct. 30 @ Tennessee L, 27-10  
 Nov. 6 vs. Atlanta L, 31-7  
 Nov. 13 vs. Jacksonville L, 17-3  
 Nov. 27 vs. Carolina L, 27-19  
 Dec. 4 @ New England L, 31-24  
 Dec. 11 @ Baltimore L, 24-10  
 Dec. 18 vs. Tennessee W, 27-13  
 Dec. 22 vs. Houston W, 19-16  
 Jan. 1 @ Jacksonville L, 19-13

### **JACKSONVILLE JAGUARS (5-11)**

Sept. 11 vs. Tennessee W, 16-14  
 Sept. 18 @ New York Jets L, 32-3  
 Sept. 25 @ Carolina L, 16-10  
 Oct. 2 vs. New Orleans L, 23-10  
 Oct. 9 vs. Cincinnati L, 30-20  
 Oct. 16 @ Pittsburgh L, 17-13  
 Oct. 24 vs. Baltimore W, 12-7  
 Oct. 30 @ Houston L, 24-14  
 Nov. 13 @ Indianapolis W, 17-3  
 Nov. 20 @ Cleveland L, 14-10  
 Nov. 27 vs. Houston L, 20-13  
 Dec. 5 vs. San Diego L, 38-14  
 Dec. 11 vs. Tampa Bay W, 41-14  
 Dec. 15 @ Atlanta L, 41-14  
 Dec. 24 @ Tennessee L, 23-17  
 Jan. 1 vs. Indianapolis W, 19-13

### **TENNESSEE TITANS (9-7)**

Sept. 11 @ Jacksonville L, 16-14  
 Sept. 18 vs. Baltimore W, 26-13  
 Sept. 25 vs. Denver W, 17-14  
 Oct. 2 @ Cleveland W, 31-13  
 Oct. 9 @ Pittsburgh L, 38-17  
 Oct. 23 vs. Houston L, 41-7  
 Oct. 30 vs. Indianapolis W, 27-17  
 Nov. 6 vs. Cincinnati L, 24-17  
 Nov. 13 @ Carolina W, 30-3  
 Nov. 20 @ Atlanta L, 23-17  
 Nov. 27 vs. Tampa Bay W, 23-17  
 Dec. 4 @ Buffalo W, 23-17  
 Dec. 11 vs. New Orleans L, 22-17  
 Dec. 18 @ Indianapolis L, 27-13  
 Dec. 24 vs. Jacksonville W, 23-17  
 Jan. 1 @ Houston W, 23-22

## WEST

### **DENVER BRONCOS (8-8)**

Sept. 12 vs. Oakland L, 23-20  
 Sept. 18 vs. Cincinnati W, 24-22  
 Sept. 25 @ Tennessee L, 17-14  
 Oct. 2 @ Green Bay L, 49-23  
 Oct. 9 vs. San Diego L, 29-24  
 Oct. 23 @ Miami (OT) W, 18-15  
 Oct. 30 vs. Detroit L, 45-10  
 Nov. 6 @ Oakland W, 38-24  
 Nov. 13 @ Kansas City W, 17-10  
 Nov. 17 vs. New York Jets W, 17-13  
 Nov. 27 @ San Diego (OT) W, 16-13  
 Dec. 4 @ Minnesota W, 35-32  
 Dec. 11 vs. Chicago (OT) W, 13-10  
 Dec. 18 vs. New England L, 41-23  
 Dec. 24 @ Buffalo L, 40-14  
 Jan. 1 vs. Kansas City L, 7-3

### **KANSAS CITY CHIEFS (7-9)**

Sept. 11 vs. Buffalo L, 41-7  
 Sept. 18 @ Detroit L, 48-3  
 Sept. 25 @ San Diego L, 20-17  
 Oct. 2 vs. Minnesota W, 22-17  
 Oct. 9 @ Indianapolis W, 28-24  
 Oct. 23 @ Oakland W, 28-0  
 Oct. 31 vs. San Diego (OT) W, 23-20  
 Nov. 6 vs. Miami L, 31-3  
 Nov. 13 vs. Denver L, 17-10  
 Nov. 21 @ New England L, 34-3  
 Nov. 27 vs. Pittsburgh L, 13-9  
 Dec. 4 @ Chicago W, 10-3  
 Dec. 11 @ New York Jets L, 37-10  
 Dec. 18 vs. Green Bay W, 19-14  
 Dec. 24 vs. Oakland (OT) L, 16-13  
 Jan. 1 @ Denver W, 7-3

### **OAKLAND RAIDERS (8-8)**

Sept. 12 @ Denver W, 23-20  
 Sept. 18 @ Buffalo L, 38-35  
 Sept. 25 vs. New York Jets W, 34-24  
 Oct. 2 vs. New England L, 31-19  
 Oct. 9 @ Houston W, 25-20  
 Oct. 16 vs. Cleveland W, 24-17  
 Oct. 23 vs. Kansas City L, 28-0  
 Nov. 6 vs. Denver L, 38-24  
 Nov. 10 @ San Diego W, 24-17  
 Nov. 20 @ Minnesota W, 27-21  
 Nov. 27 vs. Chicago W, 25-20  
 Dec. 4 @ Miami L, 34-14  
 Dec. 11 @ Green Bay L, 46-16  
 Dec. 18 vs. Detroit L, 28-27  
 Dec. 24 @ Kansas City (OT) W, 16-13  
 Jan. 1 vs. San Diego L, 38-26

### **SAN DIEGO CHARGERS (8-8)**

Sept. 11 vs. Minnesota W, 24-17  
 Sept. 18 @ New England L, 35-21  
 Sept. 25 vs. Kansas City W, 20-17  
 Oct. 2 vs. Miami W, 26-16  
 Oct. 9 @ Denver W, 29-24  
 Oct. 23 @ New York Jets L, 27-21  
 Oct. 31 @ Kansas City (OT) L, 23-20  
 Nov. 6 vs. Green Bay L, 45-38  
 Nov. 10 vs. Oakland L, 24-17  
 Nov. 20 @ Chicago L, 31-20  
 Nov. 27 vs. Denver (OT) L, 16-13  
 Dec. 5 @ Jacksonville W, 38-14  
 Dec. 11 vs. Buffalo W, 37-10  
 Dec. 18 vs. Baltimore W, 34-14  
 Dec. 24 @ Detroit L, 38-10  
 Jan. 1 @ Oakland W, 38-26





# NFC SCHEDULES

## NORTH

### CHICAGO BEARS (8-8)

Sept. 11	vs. Atlanta	W, 30-12
Sept. 18	@ New Orleans	L, 30-13
Sept. 25	vs. Green Bay	L, 27-17
Oct. 2	vs. Carolina	W, 34-29
Oct. 10	@ Detroit	L, 24-13
Oct. 16	vs. Minnesota	W, 39-10
Oct. 23	@ Tampa Bay	W, 24-18
Nov. 7	@ Philadelphia	W, 30-24
Nov. 13	vs. Detroit	W, 37-13
Nov. 20	vs. San Diego	W, 31-20
Nov. 27	@ Oakland	L, 25-20
Dec. 4	vs. Kansas City	L, 10-3
Dec. 11	@ Denver (OT)	L, 13-10
Dec. 18	vs. Seattle	L, 38-14
Dec. 25	@ Green Bay	L, 35-21
Jan. 1	@ Minnesota	W, 17-13

### DETROIT LIONS (10-6)

Sept. 11	@ Tampa Bay	W, 27-20
Sept. 18	vs. Kansas City	W, 48-3
Sept. 25	@ Minnesota (OT)	W, 26-23
Oct. 2	@ Dallas	W, 34-30
Oct. 10	vs. Chicago Bears	W, 24-13
Oct. 16	vs. San Francisco	L, 25-19
Oct. 23	vs. Atlanta	L, 23-16
Oct. 30	@ Denver	W, 45-10
Nov. 13	@ Chicago	L, 37-13
Nov. 20	vs. Carolina	W, 49-35
Nov. 24	vs. Green Bay	L, 27-15
Dec. 4	@ New Orleans	L, 31-17
Dec. 11	vs. Minnesota	W, 34-28
Dec. 18	@ Oakland	W, 28-27
Dec. 24	vs. San Diego	W, 38-10
Jan. 1	@ Green Bay	L, 45-41

### GREEN BAY PACKERS (15-1)

Sept. 8	vs. New Orleans	W, 42-34
Sept. 18	@ Carolina	W, 30-23
Sept. 25	@ Chicago	W, 27-17
Oct. 2	vs. Denver	W, 49-23
Oct. 9	@ Atlanta	W, 25-14
Oct. 16	vs. St. Louis	W, 24-3
Oct. 23	@ Minnesota	W, 33-27
Nov. 6	@ San Diego	W, 45-38
Nov. 14	vs. Minnesota	W, 45-7
Nov. 20	vs. Tampa Bay	W, 35-26
Nov. 24	@ Detroit	W, 27-15
Dec. 4	@ New York	W, 38-35
Dec. 11	vs. Oakland	W, 46-16
Dec. 18	@ Kansas City	L, 19-14
Dec. 25	vs. Chicago	W, 35-21
Jan. 1	vs. Detroit	W, 45-41

### MINNESOTA VIKINGS (3-13)

Sept. 11	@ San Diego	L, 24-17
Sept. 18	vs. Tampa Bay	L, 24-20
Sept. 25	vs. Detroit (OT)	L, 26-23
Oct. 2	@ Kansas City	L, 22-17
Oct. 9	vs. Arizona	W, 34-10
Oct. 16	@ Chicago	L, 39-10
Oct. 23	vs. Green Bay	L, 33-27
Oct. 30	@ Carolina	W, 24-21
Nov. 14	@ Green Bay	L, 45-7
Nov. 20	vs. Oakland	L, 27-21
Nov. 27	@ Atlanta	L, 24-14
Dec. 4	vs. Denver	L, 35-32
Dec. 11	@ Detroit	L, 34-28
Dec. 18	vs. New Orleans	L, 42-20
Dec. 24	@ Washington	W, 33-26
Jan. 1	vs. Chicago	L, 17-13

## EAST

### DALLAS COWBOYS (8-8)

Sept. 11	@ New York Jets	L, 27-24
Sept. 18	@ San Francisco (OT)	W, 27-24
Sept. 26	vs. Washington	W, 18-16
Oct. 2	vs. Detroit	L, 34-30
Oct. 16	@ New England	L, 20-16
Oct. 23	vs. St. Louis	W, 34-7
Oct. 30	@ Philadelphia	L, 34-7
Nov. 6	vs. Seattle	W, 23-13
Nov. 13	vs. Buffalo	W, 44-7
Nov. 20	@ Washington	W, 27-24
Nov. 24	vs. Miami	W, 20-19
Dec. 4	@ Arizona (OT)	L, 19-13
Dec. 11	vs. New York Giants	L, 37-34
Dec. 17	@ Tampa Bay	W, 31-15
Dec. 24	vs. Philadelphia	L, 20-7
Jan. 1	@ New York Giants	L, 31-14

### NEW YORK GIANTS (9-7)

Sept. 11	@ Washington	L, 28-14
Sept. 19	vs. St. Louis	W, 28-16
Sept. 25	@ Philadelphia	W, 29-16
Oct. 2	@ Arizona	W, 31-27
Oct. 9	vs. Seattle	L, 36-25
Oct. 16	vs. Buffalo	W, 27-24
Oct. 30	vs. Miami	W, 20-17
Nov. 6	@ New England	W, 24-20
Nov. 13	@ San Francisco	L, 27-20
Nov. 20	vs. Philadelphia	L, 17-10
Nov. 28	@ New Orleans	L, 49-24
Dec. 4	vs. Green Bay	L, 38-35
Dec. 11	@ Dallas	W, 37-34
Dec. 18	vs. Washington	L, 23-10
Dec. 24	@ New York Jets	W, 29-14
Jan. 1	vs. Dallas	W, 31-14

### PHILADELPHIA EAGLES (8-8)

Sept. 11	@ St. Louis	W, 31-13
Sept. 18	@ Atlanta	L, 35-31
Sept. 25	vs. New York	L, 29-16
Oct. 2	vs. San Francisco	L, 24-23
Oct. 9	@ Buffalo	L, 31-24
Oct. 16	@ Washington	W, 20-13
Oct. 30	vs. Dallas	W, 34-7
Nov. 7	vs. Chicago	L, 30-24
Nov. 13	vs. Arizona	L, 21-17
Nov. 20	@ New York Giants	W, 17-10
Nov. 27	vs. New England	L, 38-20
Dec. 1	@ Seattle	L, 31-14
Dec. 11	@ Miami	W, 26-10
Dec. 18	vs. New York Jets	W, 45-19
Dec. 24	@ Dallas	W, 20-7
Jan. 1	vs. Washington	W, 34-10

### WASHINGTON REDSKINS (5-11)

Sept. 11	vs. New York Giants	W, 28-14
Sept. 18	vs. Arizona	W, 22-21
Sept. 26	@ Dallas	L, 18-16
Oct. 2	@ St. Louis	W, 17-10
Oct. 16	vs. Philadelphia	L, 20-13
Oct. 23	@ Carolina	L, 33-20
Oct. 30	@ Buffalo	L, 23-0
Nov. 6	vs. San Francisco	L, 19-11
Nov. 13	@ Miami	L, 20-9
Nov. 20	vs. Dallas (OT)	L, 27-24
Nov. 27	@ Seattle	W, 23-17
Dec. 4	vs. New York Jets	L, 34-19
Dec. 11	vs. New England	L, 34-27
Dec. 18	@ New York Giants	W, 23-10
Dec. 24	vs. Minnesota	L, 33-26
Jan. 1	@ Philadelphia	L, 34-10

## SOUTH

### ATLANTA FALCONS (10-6)

Sept. 11	@ Chicago	L, 30-12
Sept. 18	vs. Philadelphia	W, 35-31
Sept. 25	@ Tampa Bay	L, 16-13
Oct. 2	@ Seattle	W, 30-28
Oct. 9	vs. Green Bay	L, 25-14
Oct. 16	vs. Carolina	W, 31-17
Oct. 23	@ Detroit	W, 23-16
Nov. 6	@ Indianapolis	W, 31-7
Nov. 13	vs. New Orleans (OT)	L, 26-23
Nov. 20	vs. Tennessee	W, 23-17
Nov. 27	vs. Minnesota	W, 24-14
Dec. 4	@ Houston	L, 17-10
Dec. 11	@ Carolina	W, 31-23
Dec. 15	vs. Jacksonville	W, 41-14
Dec. 26	@ New Orleans	L, 45-16
Jan. 1	vs. Tampa Bay	W, 45-24

### CAROLINA PANTHERS (6-10)

Sept. 11	@ Arizona	L, 28-21
Sept. 18	vs. Green Bay	L, 30-23
Sept. 25	vs. Jacksonville	W, 16-10
Oct. 2	@ Chicago	L, 34-29
Oct. 9	vs. New Orleans	L, 30-27
Oct. 16	@ Atlanta	L, 31-17
Oct. 23	vs. Washington	W, 33-20
Oct. 30	vs. Minnesota	L, 24-21
Nov. 13	vs. Tennessee	L, 30-3
Nov. 20	@ Detroit	L, 49-35
Nov. 27	@ Indianapolis	W, 27-19
Dec. 4	@ Tampa Bay	W, 38-19
Dec. 11	vs. Atlanta	L, 31-23
Dec. 18	@ Houston	W, 28-13
Dec. 24	vs. Tampa Bay	W, 48-16
Jan. 1	@ New Orleans	L, 45-17

### NEW ORLEANS SAINTS (13-3)

Sept. 8	@ Green Bay	L, 42-34
Sept. 18	vs. Chicago	W, 30-13
Sept. 25	vs. Houston	W, 40-33
Oct. 2	@ Jacksonville	W, 23-10
Oct. 9	@ Carolina	W, 30-27
Oct. 16	@ Tampa Bay	L, 26-20
Oct. 23	vs. Indianapolis	W, 62-7
Oct. 30	@ St. Louis	L, 31-21
Nov. 6	vs. Tampa Bay	W, 27-16
Nov. 13	@ Atlanta (OT)	W, 26-23
Nov. 28	vs. New York Giants	W, 49-24
Dec. 4	vs. Detroit	W, 31-17
Dec. 11	@ Tennessee	W, 22-17
Dec. 18	@ Minnesota	W, 42-20
Dec. 26	vs. Atlanta	W, 45-16
Jan. 1	vs. Carolina	W, 45-17

### TAMPA BAY BUCCANEERS (4-12)

Sept. 11	vs. Detroit	L, 27-20
Sept. 18	@ Minnesota	W, 24-20
Sept. 25	vs. Atlanta	W, 16-13
Oct. 3	vs. Indianapolis	W, 24-17
Oct. 9	@ San Francisco	L, 48-3
Oct. 16	vs. New Orleans	W, 26-20
Oct. 23	vs. Chicago	L, 24-18
Nov. 6	@ New Orleans	L, 27-16
Nov. 13	vs. Houston	L, 37-9
Nov. 20	@ Green Bay	L, 35-26
Nov. 27	@ Tennessee	L, 23-17
Dec. 4	vs. Carolina	L, 38-19
Dec. 11	@ Jacksonville	L, 41-14
Dec. 17	vs. Dallas	L, 31-15
Dec. 24	@ Carolina	L, 48-16
Jan. 1	@ Atlanta	L, 45-24

## WEST

### ARIZONA CARDINALS (8-8)

Sept. 11	vs. Carolina	W, 28-21
Sept. 18	@ Washington	L, 22-21
Sept. 25	@ Seattle	L, 13-10
Oct. 2	vs. New York Giants	L, 31-27
Oct. 9	@ Minnesota	L, 34-10
Oct. 23	vs. Pittsburgh	L, 32-20
Oct. 30	@ Baltimore	L, 30-27
Nov. 6	vs. St. Louis (OT)	W, 19-13
Nov. 13	@ Philadelphia	W, 21-17
Nov. 20	@ San Francisco	L, 23-7
Nov. 27	@ St. Louis	W, 23-20
Dec. 4	vs. Dallas (OT)	W, 19-13
Dec. 11	vs. San Francisco	W, 21-19
Dec. 18	vs. Cleveland (OT)	W, 20-17
Dec. 24	@ Cincinnati	L, 23-16
Jan. 1	vs. Seattle (OT)	W, 23-20

### SAN FRANCISCO 49ERS (13-3)

Sept. 11	vs. Seattle	W, 33-17
Sept. 18	vs. Dallas (OT)	L, 27-24
Sept. 25	@ Cincinnati	W, 13-8
Oct. 2	@ Philadelphia	W, 24-23
Oct. 9	vs. Tampa Bay	W, 48-3
Oct. 16	@ Detroit	W, 25-19
Oct. 30	vs. Cleveland	W, 20-10
Nov. 6	@ Washington	W, 19-11
Nov. 13	vs. New York Giants	W, 27-20
Nov. 20	vs. Arizona	W, 23-7
Nov. 24	@ Baltimore	L, 16-6
Dec. 4	vs. St. Louis	W, 26-0
Dec. 11	@ Arizona	L, 21-19
Dec. 19	vs. Pittsburgh	W, 20-3
Dec. 24	@ Seattle	W, 19-17
Jan. 1	@ St. Louis	W, 34-27

### SEATTLE SEAHAWKS (7-9)

Sept. 11	@ San Francisco	L, 33-17
Sept. 18	@ Pittsburgh	L, 24-0
Sept. 25	vs. Arizona	W, 13-10
Oct. 2	vs. Atlanta	L, 30-28
Oct. 9	@ New York Giants	W, 36-25
Oct. 23	@ Cleveland	L, 6-3
Oct. 30	vs. Cincinnati	L, 34-12
Nov. 6	@ Dallas	L, 23-13
Nov. 13	vs. Baltimore	W, 22-17
Nov. 20	@ St. Louis	W, 24-7
Nov. 27	vs. Washington	L, 23-17
Dec. 1	vs. Philadelphia	W, 31-14
Dec. 12	vs. St. Louis	W, 30-13
Dec. 18	@ Chicago	W, 38-14
Dec. 24	vs. San Francisco	L, 19-17
Jan. 1	@ Arizona (OT)	L, 23-20

### ST. LOUIS RAMS (2-14)

Sept. 11	vs. Philadelphia	L, 31-13
Sept. 19	@ New York Giants	L, 28-16
Sept. 25	vs. Baltimore	L, 37-7
Oct. 2	vs. Washington	L, 17-10
Oct. 16	@ Green Bay	L, 24-3
Oct. 23	@ Dallas	L, 34-7
Oct. 30	vs. New Orleans	W, 31-21
Nov. 6	@ Arizona (OT)	L, 19-13
Nov. 13	@ Cleveland	W, 13-12
Nov. 20	vs. Seattle	L, 24-7
Nov. 27	vs. Arizona	L, 23-20
Dec. 4	@ San Francisco	L, 26-0
Dec. 12	@ Seattle	L, 30-13
Dec. 18	vs. Cincinnati	L, 20-13
Dec. 24	@ Pittsburgh	L, 27-0
Jan. 1	vs. San Francisco	L, 34-27

**WEEK 17 / THROUGH SUNDAY, JANUARY 1, 2012**

<b>OFFENSE</b>	<b>Cin.</b>	<b>Hou.</b>	<b>Det.</b>	<b>N.O.</b>	<b>Pitt.</b>	<b>Denv.</b>	<b>Atl.</b>	<b>NY-G</b>
GAMES (Won-Lost)	9-7	10-6	10-6	13-3	12-4	8-8	10-6	9-7
FIRST DOWNS	285	321	349	416	341	286	349	331
Rushing	93	131	71	116	96	129	100	84
Passing	160	176	244	280	221	130	215	216
Penalty	32	14	34	20	24	27	34	31
YDS GAINED (tot)	5118	5954	6337	7474	5957	5066	6026	6161
Avg per Game	319.9	372.1	396.1	467.1	372.3	316.6	376.6	385.1
RUSHING (net)	1778	2448	1523	2127	1903	2632	1834	1427
Avg per Game	111.1	153.0	95.2	132.9	118.9	164.5	114.6	89.2
Rushes	455	546	356	431	434	546	453	411
Yards per Rush	3.9	4.5	4.3	4.9	4.4	4.8	4.0	3.5
PASSING (net)	3340	3506	4814	5347	4054	2434	4192	4734
Avg per Game	208.8	219.1	300.9	334.2	253.4	152.1	262.0	295.9
Passes Att.	535	467	666	662	539	429	594	589
Completed	308	288	423	472	341	217	365	359
Pct Completed	57.6	61.7	63.5	71.3	63.3	50.6	61.4	61.0
Yards Gained	3507	3696	5071	5505	4333	2708	4365	4933
Sacked	25	33	36	24	42	42	26	28
Yards Lost	167	190	257	158	279	274	173	199
Had intercepted	14	9	16	14	15	13	13	16
Yards Opp Ret	159	132	140	162	201	276	178	291
Opp TDs on Int	1	0	3	1	0	3	2	3
PUNTS	91	74	82	47	60	101	71	82
Avg Yards	44.2	44.0	43.6	47.3	44.7	47.4	42.1	45.7
PUNT RETURNS	53	51	38	29	33	47	33	28
Avg Return	11.5	10.4	7.9	10.1	10.5	12.7	9.5	6.1
Returned for TD	1	1	0	1	1	2	0	0
KICKOFF RETURNS	45	29	37	42	35	39	24	52
Avg Return	22.8	25.2	24.0	26.5	25.1	24.5	23.5	23.3
Returned for TD	0	0	0	0	0	0	0	0
PENALTIES	99	99	128	99	101	101	93	94
Yards Penalized	874	852	1075	851	854	842	769	795
FUMBLES BY	17	20	20	6	16	30	12	18
Fumbles Lost	8	11	7	5	13	17	8	8
Opp Fumbles	26	18	25	20	13	19	19	21
Opp Fum Lost	12	10	13	7	4	9	10	11
POSS. TIME (avg)	30:19	32:41	30:06	31:46	32:33	28:51	32:05	29:30
TOUCHDOWNS	35	41	57	66	36	36	46	47
Rushing	10	18	9	16	13	11	14	17
Passing	21	20	41	46	21	20	29	29
Returns	4	3	7	4	2	5	3	1
EXTRA-PT KICKS	33/34	39/40	54/54	63/63	36/36	30/30	45/45	43/43
2-PT CONVERSIONS	0/1	0/1	2/3	2/3	0/0	3/6	0/1	4/4
FIELD GOALS/FGA	33/38	32/38	24/29	28/34	23/31	19/25	27/29	19/24
POINTS SCORED	344	381	474	547	325	309	402	394



<b>DEFENSE</b>	<b>Cin.</b>	<b>Hou.</b>	<b>Det.</b>	<b>N.O.</b>	<b>Pitt.</b>	<b>Denv.</b>	<b>Atl.</b>	<b>NY-G</b>
POINTS ALLOWED	323	278	387	339	227	390	350	400
OPP FIRST DOWNS	284	270	325	326	264	315	292	338
Rushing	94	73	91	92	82	101	87	103
Passing	170	166	195	196	156	182	186	210
Penalty	20	31	39	38	26	32	19	25
OPP YARDS GAINED	5060	4571	5881	5895	4348	5725	5338	6022
Avg per Game	316.3	285.7	367.6	368.4	271.8	357.8	333.6	376.4
OPP RUSHING(net)	1675	1536	2050	1738	1597	2021	1552	1940
Avg per Game	104.7	96.0	128.1	108.6	99.8	126.3	97.0	121.3
Rushes	425	378	410	351	399	488	372	435
Yards per Rush	3.9	4.1	5.0	5.0	4.0	4.1	4.2	4.5
OPP PASSING(net)	3385	3035	3831	4157	2751	3704	3786	4082
Avg per Game	211.6	189.7	239.4	259.8	171.9	231.5	236.6	255.1
Passes Att.	539	538	604	626	530	534	560	589
Completed	319	279	376	362	289	333	340	361
Pct Completed	59.2	51.9	62.3	57.8	54.5	62.4	60.7	61.3
Sacked	45	44	41	33	35	41	33	48
Yards Lost	277	287	271	256	230	283	231	335
INTERCEPTED BY	10	17	21	9	11	9	19	20
Yards Returned	137	196	458	80	99	152	301	157
Returned for TD	1	1	5	1	0	3	2	0
OPP PUNT RETURNS	38	32	36	19	29	51	31	41
Avg return	7.2	9.6	13.4	6.2	8.4	11.5	4.8	9.9
OPP KICKOFF RET	44	46	49	36	43	20	60	46
Avg return	20.8	22.4	25.6	25.8	23.7	24.6	24.8	22.9
OPP TOUCHDOWNS	37	27	42	37	23	42	40	46
Rushing	14	8	10	11	7	11	10	15
Passing	21	18	26	24	15	24	25	28
Returns	2	1	6	2	1	7	5	3



<b>OFFENSE</b>	<b>Balt.</b>	<b>N.E.</b>	<b>G.B.</b>	<b>S.F.</b>	<b>Buff.</b>	<b>Clev.</b>	<b>Ind.</b>	<b>Jax</b>
GAMES (Won-Lost)	12-4	13-3	15-1	13-3	6-10	4-12	2-14	5-11
FIRST DOWNS	312	399	353	282	313	278	258	251
Rushing	98	107	89	101	100	77	69	103
Passing	181	262	230	150	180	173	170	122
Penalty	33	30	34	31	33	28	19	26
YDS GAINED (tot)	5419	6848	6482	4974	5624	4621	4589	4149
Avg per Game	338.7	428.0	405.1	310.9	351.5	288.8	286.8	259.3
RUSHING (net)	1996	1764	1558	2038	1921	1531	1594	1970
Avg per Game	124.8	110.3	97.4	127.4	120.1	95.7	99.6	123.1
Rushes	459	438	395	497	391	415	382	489
Yards per Rush	4.3	4.0	3.9	4.1	4.9	3.7	4.2	4.0
PASSING (net)	3423	5084	4924	2936	3703	3090	2995	2179
Avg per Game	213.9	317.8	307.8	183.5	231.4	193.1	187.2	136.2
Passes Att.	544	612	552	452	578	570	534	469
Completed	314	402	376	278	356	320	302	240
Pct Completed	57.7	65.7	68.1	61.5	61.6	56.1	56.6	51.2
Yards Gained	3629	5257	5161	3199	3857	3300	3223	2510
Sacked	33	32	41	44	23	39	35	44
Yards Lost	206	173	237	263	154	210	228	331
Had intercepted	12	12	8	5	25	13	14	15
Yards Opp Ret	159	186	63	51	327	241	119	177
Opp TDs on Int	1	1	0	0	3	1	1	0
PUNTS	73	57	55	79	73	89	89	99
Avg Yards	46.5	46.5	45.6	50.3	47.6	40.1	46.1	41.9
PUNT RETURNS	36	38	27	44	26	38	32	34
Avg Return	9.6	10.3	10.9	12.4	12.7	11.1	3.4	4.4
Returned for TD	1	1	1	1	1	1	0	0
KICKOFF RETURNS	42	46	41	39	37	48	31	47
Avg Return	24.9	21.4	24.5	27.2	23.1	23.6	18.6	22.4
Returned for TD	0	0	1	1	0	0	0	0
PENALTIES	92	87	76	113	86	95	76	77
Yards Penalized	742	815	591	1014	743	847	549	680
FUMBLES BY	24	13	15	14	16	22	24	27
Fumbles Lost	12	5	6	5	5	6	15	8
Opp Fumbles	27	21	19	31	21	20	15	21
Opp Fum Lost	11	11	7	15	11	11	9	11
POSS. TIME (avg)	30:35	28:47	30:29	32:02	30:11	29:07	26:13	30:02
TOUCHDOWNS	41	61	70	35	43	21	25	25
Rushing	15	18	12	14	12	4	8	9
Passing	21	39	51	18	24	16	14	12
Returns	5	4	7	3	7	1	3	4
EXTRA-PT KICKS	40/40	59/59	68/69	34/34	41/41	20/20	24/24	24/24
2-PT CONVERSIONS	1/1	2/2	0/1	1/1	1/2	0/1	0/1	0/1
FIELD GOALS/FGA	30/39	28/33	24/28	44/52	23/31	24/29	23/27	23/25
POINTS SCORED	378	513	560	380	372	218	243	243



<b>DEFENSE</b>	<b>Balt.</b>	<b>N.E.</b>	<b>G.B.</b>	<b>S.F.</b>	<b>Buff.</b>	<b>Clev.</b>	<b>Ind.</b>	<b>Jax</b>
POINTS ALLOWED	266	342	359	229	434	307	430	329
OPP FIRST DOWNS	269	370	358	267	340	301	343	268
Rushing	79	101	96	53	120	124	136	73
Passing	166	245	246	190	196	149	193	175
Penalty	24	24	16	24	24	28	14	20
OPP YARDS GAINED	4622	6577	6585	4930	5938	5318	5935	5008
Avg per Game	288.9	411.1	411.6	308.1	371.1	332.4	370.9	313.0
OPP RUSHING(net)	1482	1874	1789	1236	2224	2359	2303	1667
Avg per Game	92.6	117.1	111.8	77.3	139.0	147.4	143.9	104.2
Rushes	419	405	383	353	467	534	540	435
Yards per Rush	3.5	4.6	4.7	3.5	4.8	4.4	4.3	3.8
OPP PASSING(net)	3140	4703	4796	3694	3714	2959	3632	3341
Avg per Game	196.3	293.9	299.8	230.9	232.1	184.9	227.0	208.8
Passes Att.	535	619	637	579	507	469	493	513
Completed	288	386	390	333	321	265	351	326
Pct Completed	53.8	62.4	61.2	57.5	63.3	56.5	71.2	63.5
Sacked	48	40	29	42	29	32	29	31
Yards Lost	290	274	192	284	210	199	192	213
INTERCEPTED BY	15	23	31	23	20	9	8	17
Yards Returned	175	296	468	284	341	93	118	160
Returned for TD	1	2	4	1	4	0	2	0
OPP PUNT RETURNS	33	26	24	39	43	26	48	48
Avg return	11.9	8.5	12.7	8.1	11.5	11.7	11.5	6.9
OPP KICKOFF RET	36	60	59	46	56	46	19	26
Avg return	29.2	21.6	23.4	23.1	20.4	22.9	30.7	24.3
OPP TOUCHDOWNS	26	40	41	23	53	31	49	37
Rushing	10	13	10	3	19	12	19	14
Passing	11	26	29	20	30	16	25	21
Returns	5	1	2	0	4	3	5	2



<b>OFFENSE</b>	<b>K.C.</b>	<b>Miami</b>	<b>NY-J</b>	<b>Oak.</b>	<b>S.D.</b>	<b>Tenn.</b>	<b>Ariz.</b>	<b>Car.</b>
GAMES (Won-Lost)	7-9	6-10	8-8	8-8	8-8	9-7	8-8	6-10
FIRST DOWNS	277	287	301	328	359	281	286	345
Rushing	89	89	92	110	97	71	83	139
Passing	163	166	173	186	234	185	175	175
Penalty	25	32	36	32	28	25	28	31
YDS GAINED (tot)	4973	5078	4989	6072	6290	5361	5192	6237
Avg per Game	310.8	317.4	311.8	379.5	393.1	335.1	324.5	389.8
RUSHING (net)	1893	1987	1692	2110	1864	1438	1625	2408
Avg per Game	118.3	124.2	105.8	131.9	116.5	89.9	101.6	150.5
Rushes	487	469	443	466	436	376	389	445
Yards per Rush	3.9	4.2	3.8	4.5	4.3	3.8	4.2	5.4
PASSING (net)	3080	3091	3297	3962	4426	3923	3567	3829
Avg per Game	192.5	193.2	206.1	247.6	276.6	245.2	222.9	239.3
Passes Att.	500	469	547	524	582	584	550	519
Completed	299	280	310	315	366	353	307	312
Pct Completed	59.8	59.7	56.7	60.1	62.9	60.4	55.8	60.1
Yards Gained	3288	3425	3542	4119	4624	4113	3954	4089
Sacked	34	52	40	25	30	24	54	35
Yards Lost	208	334	245	157	198	190	387	260
Had intercepted	18	13	18	23	20	14	23	17
Yards Opp Ret	247	224	382	234	522	167	296	229
Opp TDs on Int	0	1	3	3	4	3	1	1
PUNTS	89	78	92	78	47	86	92	66
Avg Yards	45.9	48.8	42.7	50.8	47.5	43.6	45.0	42.7
PUNT RETURNS	40	46	44	32	31	47	46	32
Avg Return	11.9	11.4	9.7	8.3	8.5	10.4	15.1	5.5
Returned for TD	0	0	0	0	0	1	4	0
KICKOFF RETURNS	46	39	62	43	43	32	52	39
Avg Return	21.3	24.2	26.3	23.5	25.6	26.0	24.0	23.7
Returned for TD	0	0	1	1	1	1	0	1
PENALTIES	110	85	102	163	91	104	106	113
Yards Penalized	916	779	849	1358	753	960	1004	1013
FUMBLES BY	17	28	25	16	20	17	24	13
Fumbles Lost	10	12	16	7	8	8	9	6
Opp Fumbles	18	17	25	13	11	20	15	20
Opp Fum Lost	6	3	12	8	4	12	9	10
POSS. TIME (avg)	29:10	30:23	30:49	29:51	31:39	27:52	28:11	30:16
TOUCHDOWNS	20	33	45	38	46	34	37	48
Rushing	5	11	14	16	16	8	12	26
Passing	13	20	26	20	27	22	21	21
Returns	2	2	5	2	3	4	4	1
EXTRA-PT KICKS	20/20	32/32	44/44	36/36	44/45	34/34	33/33	44/45
2-PT CONVERSIONS	0/0	0/1	0/1	0/2	1/1	0/0	0/2	2/3
FIELD GOALS/FGA	24/30	33/39	19/25	31/35	28/35	29/32	19/24	22/28
POINTS SCORED	212	329	377	359	406	325	312	406



<b>DEFENSE</b>	<b>K.C.</b>	<b>Miami</b>	<b>NY-J</b>	<b>Oak.</b>	<b>S.D.</b>	<b>Tenn.</b>	<b>Ariz.</b>	<b>Car.</b>
POINTS ALLOWED	338	313	363	433	377	317	348	429
OPP FIRST DOWNS	291	310	272	369	311	324	333	329
Rushing	96	88	83	105	102	111	118	110
Passing	169	198	167	206	186	187	174	191
Penalty	26	24	22	58	23	26	41	28
OPP YARDS GAINED	5333	5522	4993	6201	5546	5682	5682	6042
Avg per Game	333.3	345.1	312.1	387.6	346.6	355.1	355.1	377.6
OPP RUSHING(net)	2112	1530	1777	2178	1955	2053	1986	2093
Avg per Game	132.0	95.6	111.1	136.1	122.2	128.3	124.1	130.8
Rushes	508	412	451	430	448	461	475	451
Yards per Rush	4.2	3.7	3.9	5.1	4.4	4.5	4.2	4.6
OPP PASSING(net)	3221	3992	3216	4023	3591	3629	3696	3949
Avg per Game	201.3	249.5	201.0	251.4	224.4	226.8	231.0	246.8
Passes Att.	454	590	507	601	478	591	578	490
Completed	257	350	275	324	299	369	340	318
Pct Completed	56.6	59.3	54.2	53.9	62.6	62.4	58.8	64.9
Sacked	29	41	35	39	32	28	42	31
Yards Lost	186	241	198	239	187	180	304	170
INTERCEPTED BY	20	16	19	18	17	11	10	14
Yards Returned	283	256	378	252	260	179	117	197
Returned for TD	2	1	2	0	1	1	0	0
OPP PUNT RETURNS	36	47	32	44	25	36	50	35
Avg return	11.4	9.9	7.5	13.5	13.2	6.1	12.2	13.3
OPP KICKOFF RET	25	41	61	47	57	30	52	30
Avg return	24.2	22.9	21.2	25.7	25.5	22.7	25.0	27.0
OPP TOUCHDOWNS	38	33	39	53	43	34	34	50
Rushing	14	8	17	15	8	10	15	18
Passing	23	24	15	31	29	21	17	28
Returns	1	1	7	7	6	3	2	4



<b>OFFENSE</b>	<b>Chi.</b>	<b>Dal.</b>	<b>Minn.</b>	<b>Phil.</b>	<b>St.L.</b>	<b>Sea.</b>	<b>T.B.</b>	<b>Wash.</b>
GAMES (Won-Lost)	8-8	8-8	3-13	8-8	2-14	7-9	4-12	5-11
FIRST DOWNS	271	327	297	356	267	265	277	312
Rushing	97	91	118	134	79	89	74	79
Passing	153	219	159	197	159	153	180	204
Penalty	21	17	20	25	29	23	23	29
YDS GAINED (tot)	5026	6008	5275	6386	4537	4860	5108	5387
Avg per Game	314.1	375.5	329.7	399.1	283.6	303.8	319.3	336.7
RUSHING (net)	2015	1807	2318	2276	1667	1756	1458	1614
Avg per Game	125.9	112.9	144.9	142.3	104.2	109.8	91.1	100.9
Rushes	456	408	448	450	409	444	346	400
Yards per Rush	4.4	4.4	5.2	5.1	4.1	4.0	4.2	4.0
PASSING (net)	3011	4201	2957	4110	2870	3104	3650	3773
Avg per Game	188.2	262.6	184.8	256.9	179.4	194.0	228.1	235.8
Passes Att.	473	570	510	554	549	509	588	591
Completed	268	376	286	330	292	299	365	346
Pct Completed	56.7	66.0	56.1	59.6	53.2	58.7	62.1	58.5
Yards Gained	3346	4453	3255	4276	3258	3444	3838	4058
Sacked	49	39	49	32	55	50	32	41
Yards Lost	335	252	298	166	388	340	188	285
Had intercepted	20	12	17	25	10	14	24	24
Yards Opp Ret	380	158	213	368	40	187	266	353
Opp TDs on Int	3	2	3	2	0	1	2	0
PUNTS	89	71	77	67	106	95	67	66
Avg Yards	43.9	42.9	45.7	42.2	43.9	46.6	45.1	43.1
PUNT RETURNS	30	41	33	30	27	42	29	37
Avg Return	15.7	7.1	8.4	7.1	11.0	11.0	8.0	8.9
Returned for TD	2	0	0	0	1	0	0	0
KICKOFF RETURNS	57	33	53	39	55	46	46	56
Avg Return	21.7	23.3	26.9	20.9	23.3	24.8	22.3	22.1
Returned for TD	1	0	1	0	0	0	0	0
PENALTIES	104	114	109	107	112	138	123	91
Yards Penalized	800	816	908	853	899	1047	1007	897
FUMBLES BY	26	24	20	23	27	22	30	25
Fumbles Lost	9	9	9	13	13	9	16	11
Opp Fumbles	23	20	26	18	24	18	21	26
Opp Fum Lost	11	10	15	9	6	9	10	8
POSS. TIME (avg)	30:13	30:55	28:39	31:20	28:07	28:07	29:04	30:09
TOUCHDOWNS	38	39	39	46	18	35	30	28
Rushing	10	5	18	20	7	15	9	8
Passing	18	33	20	22	9	15	17	19
Returns	10	1	1	4	2	5	4	1
EXTRA-PT KICKS	37/37	39/39	38/39	46/46	18/18	34/34	23/23	25/26
2-PT CONVERSIONS	1/1	0/0	0/0	0/0	0/0	0/1	2/7	1/2
FIELD GOALS/FGA	28/32	32/37	22/28	24/27	21/28	25/30	26/28	31/41
POINTS SCORED	353	369	340	396	193	321	287	288





<b>DEFENSE</b>	<b>Chi.</b>	<b>Dal.</b>	<b>Minn.</b>	<b>Phil.</b>	<b>St.L.</b>	<b>Sea.</b>	<b>T.B.</b>	<b>Wash.</b>
POINTS ALLOWED	341	347	449	328	407	315	494	367
OPP FIRST DOWNS	291	305	332	289	313	310	356	295
Rushing	75	78	92	84	122	96	135	95
Passing	199	199	213	173	166	174	188	180
Penalty	17	28	27	32	25	40	33	20
OPP YARDS GAINED	5607	5491	5731	5198	5734	5315	6311	5437
Avg per Game	350.4	343.2	358.2	324.9	358.4	332.2	394.4	339.8
OPP RUSHING(net)	1542	1585	1712	1801	2427	1797	2497	1884
Avg per Game	96.4	99.1	107.0	112.6	151.7	112.3	156.1	117.8
Rushes	384	385	439	414	509	473	498	438
Yards per Rush	4.0	4.1	3.9	4.4	4.8	3.8	5.0	4.3
OPP PASSING(net)	4065	3906	4019	3397	3307	3518	3814	3553
Avg per Game	254.1	244.1	251.2	212.3	206.7	219.9	238.4	222.1
Passes Att.	631	545	538	518	485	543	481	509
Completed	383	336	367	301	294	324	301	308
Pct Completed	60.7	61.7	68.2	58.1	60.6	59.7	62.6	60.5
Sacked	33	42	50	50	39	33	23	41
Yards Lost	208	243	342	316	261	232	148	251
INTERCEPTED BY	20	15	8	15	12	22	14	13
Yards Returned	177	217	152	192	169	462	195	127
Returned for TD	4	1	0	1	1	4	3	1
OPP PUNT RETURNS	41	30	43	31	45	47	36	32
Avg return	5.4	9.3	12.4	5.7	12.3	11.5	7.4	7.8
OPP KICKOFF RET	35	52	57	51	36	48	25	36
Avg return	24.4	21.4	24.6	23.1	25.1	26.0	22.8	20.8
OPP TOUCHDOWNS	36	38	50	40	45	33	61	38
Rushing	10	10	10	11	17	10	26	15
Passing	22	24	34	27	21	18	30	22
Returns	4	4	6	2	7	5	5	1



<b>OFFENSE</b>	<b>NFL/Avg</b>
GAMES (Won-Lost)	---
FIRST DOWNS	311.3
Rushing	96.7
Passing	187.2
Penalty	27.3
YDS GAINED (tot)	5549.3
Avg per Game	346.8
RUSHING (net)	1874.1
Avg per Game	117.1
Rushes	436.6
Yards per Rush	4.3
PASSING (net)	3675.2
Avg per Game	229.7
Passes Att.	544.1
Completed	327.0
Pct Completed	60.1
Yards Gained	3916.8
Sacked	37.1
Yards Lost	241.6
Had intercepted	15.8
Yards Opp Ret	222.8
Opp TDs on Int	1.5
PUNTS	77.8
Avg Yards	45.0
PUNT RETURNS	36.7
Avg Return	9.9
Returned for TD	0.6
KICKOFF RETURNS	43.0
Avg Return	23.8
Returned for TD	0.3
PENALTIES	102.8
Yards Penalized	867.3
FUMBLES BY	20.3
Fumbles Lost	9.5
Opp Fumbles	20.3
Opp Fum Lost	9.5
POSS. TIME (avg)	30:00
TOUCHDOWNS	39.3
Rushing	12.5
Passing	23.3
Returns	3.6
EXTRA-PT KICKS	99%
2-PT CONVERSIONS	46%
FIELD GOALS/FGA	26/32
POINTS SCORED	354.9

<b>DEFENSE</b>	<b>NFL/Avg</b>
POINTS ALLOWED	354.9
OPP FIRST DOWNS	311.3
Rushing	96.7
Passing	187.2
Penalty	27.3
OPP YARDS GAINED	5549.3
Avg per Game	346.8
OPP RUSHING(net)	1874.1
Avg per Game	117.1
Rushes	436.6
Yards per Rush	4.3
OPP PASSING(net)	3675.2
Avg per Game	229.7
Passes Att.	544.1
Completed	327.0
Pct Completed	60.1
Sacked	37.1
Yards Lost	241.6
INTERCEPTED BY	15.8
Yards Returned	222.8
Returned for TD	1.5
OPP PUNT RETURNS	36.7
Avg return	9.9
OPP KICKOFF RET	43.0
Avg return	23.8
OPP TOUCHDOWNS	39.3
Rushing	12.5
Passing	23.3
Returns	3.6



TEAM RANKINGS

American Football Conference

Offense Defense

	Offense			Defense		
	Total	Rush	Pass	Total	Rush	Pass
Balt.	7	4	8	3	1	4
Buff.	6	7	6	14	14	13
Cin.	9	11	9	6	6	8
Cleve.	14	15	12	7	16	2
Denver	11	*1	15	12	10	12
Hou.	5	2	7	2	3	3
Ind.	15	14	14	13	15	11
Jax	16	6	16	5	5	7
K.C.	13	9	13	8	12	6
Miami	10	5	11	9	2	14
N.E.	1	12	1	16	8	16
Jets	12	13	10	4	7	5
Oak.	3	3	4	15	13	15
Pitt.	4	8	3	*1	4	*1
S.D.	2	10	2	10	9	9
Tenn.	8	16	5	11	11	10

National Football Conference

Offense Defense

	Offense			Defense		
	Total	Rush	Pass	Total	Rush	Pass
Ariz.	11	11	11	8	12	6
Atl.	7	7	6	4	3	7
Car.	5	1	8	14	14	11
Chi.	13	6	13	7	2	13
Dallas	8	8	5	6	4	10
Det.	4	14	3	11	13	9
G.B.	2	13	2	16	7	16
Minn.	10	2	14	9	5	12
N.O.	*1	4	*1	12	6	15
Giants	6	16	4	13	11	14
Phil.	3	3	7	2	9	2
St. L.	16	10	16	10	15	1
S.F.	14	5	15	1	*1	5
Sea.	15	9	12	3	8	3
T.B.	12	15	10	15	16	8
Wash.	9	12	9	5	10	4

National Football League

Offense Defense

	Offense			Defense		
	Total	Rush	Pass	Total	Rush	Pass
Ariz.	19	24	17	18T	21	17
Atl.	10	17	8	12	6	20
Balt.	15	10	19	3	2	4
Buff.	14	13	15	26	28	19
Car.	7	3	13	28	25	24
Chi.	24	9	26	17	5	28
Cin.	20	19	20	7	10	9
Cleve.	29	28	24	10	30	2
Dallas	11	18	7	14	7	23
Denver	23	*1	31	20	22	18
Det.	5	29	4	23	23	22
G.B.	3	27	3	32	14	32
Hou.	13	2	18	2	4	3
Ind.	30	26	27	25	29	15
Jax	32	12	32	6	9	8
K.C.	27	15	25	11	26	6
Miami	22	11	23	15	3	25
Minn.	18	4	28	21	11	26
N.E.	2	20	2	31	17	31
N.O.	*1	6	*1	24	12	30
Giants	8	32	5	27	19	29
Jets	25	22	21	5	13	5
Oak.	9	7	11	29	27	27
Phil.	4	5	9	8	16	10
Pitt.	12	14	10	*1	8	*1
St. L.	31	23	30	22	31	7
S.D.	6	16	6	16	20	13
S.F.	26	8	29	4	*1	16
Sea.	28	21	22	9	15	11
T.B.	21	30	16	30	32	21
Tenn.	17	31	12	18T	24	14
Wash.	16	25	14	13	18	12

T = Tied for position

\* = League Leader



**AFC / TEAM/OFFENSE RANK**

Tm	(A)	(B)	(C)	(D)	(E)	(F)	(G)	(H)	(I)	(J)	(K)	(L)	(M)	(N)	(O)	(P)	(Q)
BAL	7	8	4	6	8	10	3	7	7	4	3	12	6	6	11	4	12
BUF	6	6	7	1	6	7	15	1	6	15	7	2	11	3	13	6	15t
CIN	9	10	11	12	9	8	6	3	11	8	8	4	12	11	8	8	4
CLE	14	15	15	16	12	15	4	10	13	6	4	6	9	16	16	15	9
DEN	11	11	1	2	15	14	10	15	10	16	16	1	7	5	4	12	13t
HOU	5	5	2	4	7	4	1	11	5	5	15	9	4	12	14	3	8
IND	15	14	14	9	14	13	7	8	15	12	11t	16	16	8	9	13t	5
JAC	16	16	6	10	16	16	11	14	16	13	14	15	13	15	15	13t	1
KC	13	12	9	13	13	11	14	9	14	9	6	3	15	9	5	16	10t
MIA	10	9	5	8	11	9	8	16	9	14	9t	5	8	2	2	9	7
NE	1	1	12	11	1	1	2	6	1	3	2	10	14	7	1	1	6
NYJ	12	13	13	15	10	12	12	12	8	11	11t	11	1	14	10	5	13t
OAK	3	3	3	3	4	3	16	4	4	10	5	14	10	1	3	7	3
PIT	4	4	8	5	3	5	9	13	3	2	9t	7	5	10	12	10t	15t
SD	2	2	10	7	2	2	13	5	2	1	11t	13	3	4	6	2	10t
TEN	8	7	16	14	5	6	5	2	12	7	1	8	2	13	7	10t	2

**AFC / OPPONENT/DEFENSE RANK**

Tm	(A)	(B)	(C)	(D)	(E)	(F)	(G)	(H)	(I)	(J)	(K)	(L)	(M)	(N)	(O)	(P)	(Q)	(R)	(S)
BAL	3	2	1	1	4	3	9	1	3	1	12	14	15	3	5	2	14	2	3
BUF	14	15	14	15	13	13	2	15	13	10	16	11	1	6	7	16	9	10	9
CIN	6	4	6	5	8	4	14	2	6	6	5	3	2	12	9	7	4t	6	6
CLE	7	7	16	12	2	6	12	7	8	12	8	13	8	10	2	4	12	14	14
DEN	12	11	10	8	12	11	15	4	11	3	4	10	12	15	3	13	6	12	13
HOU	2	3	3	7	3	2	7	3	4	7	11	7	5	13	12	3	8	3	2
IND	13	12	15	10	11	14	16	14	14	15	13t	12	16	4	14	14	10	16	16
JAC	5	6	5	3	7	8	6	13	2	8	10	2	11	1	11	8	2	13	15
KC	8	10	12	9	6	12	1	12	7	5	9	9	10	16	13	9	7	15	11
MIA	9	9	2	2	14	10	10	5	9	4	13t	8	7	8	6	5	3	7	12
NE	16	16	8	14	16	16	4	11	16	14	7	6	4	9	10	10	11	1	5
NYJ	4	5	7	4	5	7	3	6	5	2	1	4	3	7	4	11	16	8	7
OAK	15	14	13	16	15	9	8	10	15	13	3	16	14	11	15	15	1	11	8
PIT	1	1	4	6	1	1	11	9	1	9	15	5	9	2	8	1	4t	4	1
SD	10	13	9	11	9	15	5	8	10	16	2	15	13	14	16	12	13	5	4
TEN	11	8	11	13	10	5	13	16	12	11	6	1	6	5	1	6	15	9	10

- (A) Total Yards per Game
- (B) Yards per Play
- (C) Rushing Yards per Game
- (D) Rushing Yards per Attempt
- (E) Passing Net Yards per Game
- (F) Passing Net Yards per Play
- (G) Passing, Percent Had Intercepted
- (H) Sacks per Pass Play
- (I) First Downs per Game
- (J) Third Down Efficiency
- (K) Fourth Down Efficiency
- (L) Punt Return Average
- (M) Kickoff Return Average
- (N) Gross Punting Average
- (O) Net Punting Average
- (P) Points per Game
- (Q) Field Goal Percentage
- Combined Offense/Defense Rank
- (R) Points per Game Differential
- (S) Net Yards per Game Differential

**NFC / TEAM/OFFENSE RANK**

Tm	(A)	(B)	(C)	(D)	(E)	(F)	(G)	(H)	(I)	(J)	(K)	(L)	(M)	(N)	(O)	(P)	(Q)
ARI	11	11	11	9	11	11	14	13	11	14	2t	2	7	8	11	13	11t
ATL	7	8	7	12	6	8	6	2	4t	3	12t	8	9	16	8	5	1
CAR	5	3	1	1	8	5	10	7	6	5	2t	16	8	14	16	4	13t
CHI	13	13	6	6	13	13	15	16	14	13	16	1	15	10	3	10	4
DAL	8	7	8	5	5	6	4	8	8	6	5t	13	10t	13	14	9	5
DET	4	6	14	7	3	7	7	4	4t	11	4	12	6	11	15	3	9
GB	2	2	13	15	2	1	2	10	3	2	5t	6	5	6	9	1	6
MIN	10	10	2	2	14	15	11	11	10	7	9	10	2	4	10	11	13t
NO	1	1	4	4	1	2	5	1	1	1	15	7	3	2	2	2	10
NYG	6	5	16	16	4	3	8	3	7	8	12t	15	12	5	6	7	11t
PHI	3	4	3	3	7	4	16	6	2	4	7t	14	16	15	13	6	3
STL	16	16	10	11	16	16	3	15	15	16	11	5	10t	9	12	16	16
SF	14	14	5	10	15	10	1	12	12	15	1	3	1	1	1	8	7
SEA	15	15	9	14	12	14	9	14	16	12	7t	4	4	3	5	12	8
TB	12	9	15	8	10	12	13	5	13	10	10	11	13	7	4	15	2
WAS	9	12	12	13	9	9	12	9	9	9	12t	9	14	12	7	14	15



**NFC / OPPONENT/DEFENSE RANK**

Tm	(A)	(B)	(C)	(D)	(E)	(F)	(G)	(H)	(I)	(J)	(K)	(L)	(M)	(N)	(O)	(P)	(Q)	(R)	(S)
ARI	8	3	12	7	6	3	14	7	13	1	10	11	11	8	1	7	2	12	13
ATL	4	7	3	6	7	9	6	12	4	15	11	1	10	14	13	8	9	6	3
CAR	14	14	14	11	11	16	10	10	11	14	3	15	16	4	8	14	14	11	6
CHI	7	5	2	4	13	6	7	14	3	5	6t	2	8	1	2	5	11	8	14
DAL	6	12	4	5	10	12	11	6	6	12	4	8	2	16	16	6	4	7	4
DET	11	9	13	15	9	1	4	9	9	2	9	16	13	12	12	11	15	4	5
GB	16	15	7	12	16	14	1	16	16	13	1	14	7	2	4	9	7t	2	10
MIN	9	10	5	3	12	13	15	2	12	16	12t	13	9	15	15	15	16	14	12
NO	12	13	6	14	15	7	16	13	10	3	2	4	14	7	9	4	13	1	1
NYG	13	11	11	10	14	10	5	3	14	9	12t	9	4	6	14	12	6	10	7
PHI	2	4	9	9	2	4	9	1	2	7	6t	3	6	3	11	3	1	5	2
STL	10	8	15	13	1	8	13	5	8	10	14	12	12	10	13	12	16	15	
SF	1	1	1	1	5	2	3	8	1	6	6t	7	5	11	3	1	7t	3	8
SEA	3	2	8	2	3	5	2	11	7	4	15	10	15	9	5	2	3	9	11
TB	15	16	16	16	8	15	8	15	15	11	16	5	3	5	6	16	5	15	16
WAS	5	6	10	8	4	11	12	4	5	8	5	6	1	13	7	10	10	13	9

- (A) Total Yards per Game
- (B) Yards per Play
- (C) Rushing Yards per Game
- (D) Rushing Yards per Attempt
- (E) Passing Net Yards per Game
- (F) Passing Net Yards per Play
- (G) Passing, Percent Had Intercepted
- (H) Sacks per Pass Play
- (I) First Downs per Game
- (J) Third Down Efficiency
- (K) Fourth Down Efficiency
- (L) Punt Return Average
- (M) Kickoff Return Average
- (N) Gross Punting Average
- (O) Net Punting Average
- (P) Points per Game
- (Q) Field Goal Percentage
- Combined Offense/Defense Rank
- (R) Points per Game Differential
- (S) Net Yards per Game Differential

**NFL / TEAM/OFFENSE RANK**

Tm	(A)	(B)	(C)	(D)	(E)	(F)	(G)	(H)	(I)	(J)	(K)	(L)	(M)	(N)	(O)	(P)	(Q)
BAL	15	18	10	12	19	19	9	13	15t	7	6t	19	9	9	19	12	26
BUF	14	13	13	5	15	15	30	2	14	28	15	4	23	4	22	14	31t
CIN	20	23	19	27	20	17	13	5	22	18	16	7	24	19	14	18	8
CLE	29	30	28	31	24	30	10	17t	25	12	8	9	17	32	30	30	17t
DEN	23	25	1	6	31	29	19	27	20t	30	32	3	11	6	8	25	27t
HOU	13	12	2	8	18	8	4	20	13	8	30	15	7	20	24	10	15
IND	30	29	26	18	27	28	14	14	31	23	21t	32	32	11	15	28t	11
JAC	32	32	12	23	32	32	20	24	32	25	24	31	25	31	29	28t	3
KC	27	26	15	28	25	24	25	16	26t	19	14	6	30	12	9	31	20t
MIA	22	22	11	15	23	18	17	32	19	26	19t	8	13	3	4	20	13t
NE	2	3	20	24	2	2	5	9	2	5	3	16	29	10	3	3	12
NYJ	25	28	22	30	21	25	22	21	17	22	21t	18	4	28	18	13	27t
OAK	9	9	7	7	11	6	31	7	11	21	9	24	18	1	5	16	6
PIT	12	11	14	11	10	9	18	23	9	4	19t	13	8	18	20	21t	31t
SD	6	6	16	14	6	5	24	8	3	2	21t	22	6	5	10	5t	20t
TEN	17	15	31	29	12	14	11	3	24	17	1	14	5	24	11	21t	4
ARI	19	19	24	17	17	21	28	28	20t	29	4t	2	15	17	25	24	22t
ATL	10	14	17	21	8	13	8	4	6t	6	26t	20	19	30	17	7	1
CAR	7	4	3	1	13	10	21	15	8	10	4t	30	16	27	32	5t	24t
CHI	24	21	9	10	26	23	29	31	28	27	31	1	28	22	6	17	7
DAL	11	10	18	9	7	11	6	17t	12	11	10t	27	20t	26	28	15	9
DET	5	8	29	13	4	12	12	10	6t	20	6t	26	14	23	31	4	17t
GB	3	2	27	26	3	1	2	22	5	3	10t	12	12	15	21	1	10
MIN	18	17	4	2	28	27	23	25	18	13	17	23	2	13	23	19	24t
NO	1	1	6	4	1	3	7	1	1	1	29	17	3	7	2	2	19
NYG	8	7	32	32	5	4	15	6	10	14	26t	29	22	14	13	9	22t
PHI	4	5	5	3	9	7	32	12	4	9	12t	28	31	29	27	8	5
STL	31	31	23	20	30	31	3	30	29	32	25	11	20t	21	26	32	30
SF	26	24	8	19	29	20	1	26	23	31	2	5	1	2	1	11	13t
SEA	28	27	21	25	22	26	16	29	30	24	12t	10	10	8	12	23	16
TB	21	16	30	16	16	22	27	11	26t	16	18	25	26	16	7	27	2
WAS	16	20	25	22	14	16	26	19	15t	15	26t	21	27	25	16	26	29

- Team/Offense Rank
- (A) Total Yards per Game
- (B) Yards per Play
- (C) Rushing Yards per Game
- (D) Rushing Yards per Attempt
- (E) Passing Net Yards per Game
- (F) Passing Net Yards per Play
- (G) Passing, Percent Had Intercepted
- (H) Sacks per Pass Play
- (I) First Downs per Game
- (J) Third Down Efficiency
- (K) Fourth Down Efficiency
- (L) Punt Return Average
- (M) Kickoff Return Average
- (N) Gross Punting Average
- (O) Net Punting Average
- (P) Points per Game
- (Q) Field Goal Percentage



**NFL / OPPONENT/DEFENSE RANK**

Tm	(A)	(B)	(C)	(D)	(E)	(F)	(G)	(H)	(I)	(J)	(K)	(L)	(M)	(N)	(O)	(P)	(Q)	(R)	(S)
BAL	3	2	2	2	4	3	19	3	4	2	21	24	31	8	13	3	29	5	5
BUF	26	28	28	27	19	26	5	27	27	21	31	20	1	15	16	30	21	22	19
CIN	7	4	10	8	9	4	27	4	7	12	8t	7	3	26	18	9	10t	13	13
CLE	10	9	30	21	2	6	25	15	13	24	17	23	12	23	9	5	26t	27	28
DEN	20	16	22	13	18	21	29	10	19	6	6t	19	20	30	11	24	14	25	27
HOU	2	3	4	11	3	2	14	5	5	14	20	15	7	27	23	4	18t	6	3
IND	25	22	29	17	15	27	30	26	28	31	22t	22	32	9	26	28	23	30	32
JAC	6	8	9	5	8	14	12	24	3	15	19	6	18	5	22	11	5	26	29
KC	11	15	26	14	6	24	2	21	9t	8	18	18	17	32	24	12	15t	29	21
MIA	15	13	3	3	25	18	21	13	15t	7	22t	16	10	21	15	6	6t	14	22
NE	31	29	17	24	31	29	7	20	32	28	15t	13	6	22	19	15	24	3	10
NYJ	5	5	13	7	5	7	6	14	6	4	1	9	4	18	12	20	32	15	15
OAK	29	26	27	32	27	15	15	19	31	25	5	32	27	25	29	29	2	23	18
PIT	1	1	8	9	1	1	24	18	1	19	28	12	16	7	17	1	10t	7	1
SD	16	25	20	20	13	28	8	17	17	32	2	29	25	28	30	22	28	11	6
TEN	18t	11	24	22	14	5	26	31	20	23	10t	4	8	10	2	8	31	17	20
ARI	18t	10	21	16	17	10	28	11	25	1	22t	25	23	13	1	17	3	21	25
ATL	12	18	6	15	20	19	11	25	11	29	25	1	22	24	27	18	15t	10	7
CAR	28	30	25	25	24	32	18	22	23	27	6t	30	30	4	10	27	25	20	11
CHI	17	14	5	10	28	13	13	29	9t	10	12t	2	19	1	3	14	18t	16	26
DAL	14	24	7	12	23	23	20	9	14	22	8t	14	5	31	32	16	6t	12	8
DET	23	20	23	30	22	8	9	16	21	3	15t	31	26	19	25	23	26t	8	9
GB	32	31	14	26	32	30	1	32	30	26	3	28	15	2	5	19	10t	2	17
MIN	21	21	11	6	26	25	31	2	24	30	26t	27	21	29	31	31	30	28	24
NO	24	27	12	29	30	16	32	28	22	5	4	5	28	12	14	13	22	1	2
NYG	27	23	19	23	29	20	10	6	26	17	26t	17	11	11	28	25	9	19	12
PHI	8	12	16	19	10	11	17	1	8	13	12t	3	14	3	21	10	1	9	4
STL	22	19	31	28	7	17	23	8	18	18	29	26	24	16	20	26	20	32	30
SF	4	6	1	1	16	9	4	12	2	11	12t	11	13	17	4	2	10t	4	14
SEA	9	7	15	4	11	12	3	23	15t	9	30	21	29	14	6	7	4	18	23
TB	30	32	32	31	21	31	16	30	29	20	31t	8	9	6	7	32	8	31	31
WAS	13	17	18	18	12	22	22	7	12	16	10t	10	2	20	8	21	17	24	16

**Opponent/Defense Rank**

- (A) Total Yards per Game
- (B) Yards per Play
- (C) Rushing Yards per Game
- (D) Rushing Yards per Attempt
- (E) Passing Net Yards per Game
- (F) Passing Net Yards per Play
- (G) Passing, Percent Had Intercepted
- (H) Sacks per Pass Play
- (I) First Downs per Game
- (J) Third Down Efficiency
- (K) Fourth Down Efficiency
- (L) Punt Return Average
- (M) Kickoff Return Average
- (N) Gross Punting Average
- (O) Net Punting Average
- (P) Points per Game
- (Q) Field Goal Percentage
- Combined Offense/Defense Rank
- (R) Points per Game Differential
- (S) Net Yards per Game Differential

**AFC / TOTAL OFFENSE**

Rank	Team	Total	Rushing	Passing	Total	Rushing	Passing
1)	New England	6848	1764	5084	428.0	110.3	317.8
2)	San Diego	6290	1864	4426	393.1	116.5	276.6
3)	Oakland	6072	2110	3962	379.5	131.9	247.6
4)	Pittsburgh	5957	1903	4054	372.3	118.9	253.4
5)	Houston	5954	2448	3506	372.1	153.0	219.1
6)	Buffalo	5624	1921	3703	351.5	120.1	231.4
7)	Baltimore	5419	1996	3423	338.7	124.8	213.9
8)	Tennessee	5361	1438	3923	335.1	89.9	245.2
9)	Cincinnati	5118	1778	3340	319.9	111.1	208.8
10)	Miami	5078	1987	3091	317.4	124.2	193.2
11)	Denver	5066	2632	2434	316.6	164.5	152.1
12)	New York Jets	4989	1692	3297	311.8	105.8	206.1
13)	Kansas City	4973	1893	3080	310.8	118.3	192.5
14)	Cleveland	4621	1531	3090	288.8	95.7	193.1
15)	Indianapolis	4589	1594	2995	286.8	99.6	187.2
16)	Jacksonville	4149	1970	2179	259.3	123.1	136.2

**AFC / TOTAL DEFENSE**

Rank	Team	Total	Rushing	Passing	Total	Rushing	Passing
1)	Pittsburgh	4348	1597	2751	271.8	99.8	171.9
2)	Houston	4571	1536	3035	285.7	96.0	189.7
3)	Baltimore	4622	1482	3140	288.9	92.6	196.3
4)	New York Jets	4993	1777	3216	312.1	111.1	201.0
5)	Jacksonville	5008	1667	3341	313.0	104.2	208.8
6)	Cincinnati	5060	1675	3385	316.3	104.7	211.6
7)	Cleveland	5318	2359	2959	332.4	147.4	184.9
8)	Kansas City	5333	2112	3221	333.3	132.0	201.3
9)	Miami	5522	1530	3992	345.1	95.6	249.5
10)	San Diego	5546	1955	3591	346.6	122.2	224.4
11)	Tennessee	5682	2053	3629	355.1	128.3	226.8
12)	Denver	5725	2021	3704	357.8	126.3	231.5
13)	Indianapolis	5935	2303	3632	370.9	143.9	227.0
14)	Buffalo	5938	2224	3714	371.1	139.0	232.1
15)	Oakland	6201	2178	4023	387.6	136.1	251.4
16)	New England	6577	1874	4703	411.1	117.1	293.9

**NFC / TOTAL OFFENSE**

Rank	Team	Total	Rushing	Passing	Total	Rushing	Passing
1)	New Orleans	7474	2127	5347	467.1	132.9	334.2
2)	Green Bay	6482	1558	4924	405.1	97.4	307.8
3)	Philadelphia	6386	2276	4110	399.1	142.3	256.9
4)	Detroit	6337	1523	4814	396.1	95.2	300.9
5)	Carolina	6237	2408	3829	389.8	150.5	239.3
6)	New York Giants	6161	1427	4734	385.1	89.2	295.9
7)	Atlanta	6026	1834	4192	376.6	114.6	262.0
8)	Dallas	6008	1807	4201	375.5	112.9	262.6
9)	Washington	5387	1614	3773	336.7	100.9	235.8
10)	Minnesota	5275	2318	2957	329.7	144.9	184.8
11)	Arizona	5192	1625	3567	324.5	101.6	222.9
12)	Tampa Bay	5108	1458	3650	319.3	91.1	228.1
13)	Chicago	5026	2015	3011	314.1	125.9	188.2
14)	San Francisco	4974	2038	2936	310.9	127.4	183.5
15)	Seattle	4860	1756	3104	303.8	109.8	194.0
16)	St. Louis	4537	1667	2870	283.6	104.2	179.4

**NFC / TOTAL DEFENSE**

Rank	Team	Total	Rushing	Passing	Total	Rushing	Passing
1)	San Francisco	4930	1236	3694	308.1	77.3	230.9
2)	Philadelphia	5198	1801	3397	324.9	112.6	212.3
3)	Seattle	5315	1797	3518	332.2	112.3	219.9
4)	Atlanta	5338	1552	3786	333.6	97.0	236.6
5)	Washington	5437	1884	3553	339.8	117.8	222.1
6)	Dallas	5491	1585	3906	343.2	99.1	244.1
7)	Chicago	5607	1542	4065	350.4	96.4	254.1
8)	Arizona	5682	1986	3696	355.1	124.1	231.0
9)	Minnesota	5731	1712	4019	358.2	107.0	251.2
10)	St. Louis	5734	2427	3307	358.4	151.7	206.7
11)	Detroit	5881	2050	3831	367.6	128.1	239.4
12)	New Orleans	5895	1738	4157	368.4	108.6	259.8
13)	New York Giants	6022	1940	4082	376.4	121.3	255.1
14)	Carolina	6042	2093	3949	377.6	130.8	246.8
15)	Tampa Bay	6311	2497	3814	394.4	156.1	238.4
16)	Green Bay	6585	1789	4796	411.6	111.8	299.8

**NFL / TOTAL OFFENSE**

Rank	Team	Total	Rushing	Passing	Total	Rushing	Passing
1)	New Orleans	7474	2127	5347	467.1	132.9	334.2
2)	New England	6848	1764	5084	428.0	110.3	317.8
3)	Green Bay	6482	1558	4924	405.1	97.4	307.8
4)	Philadelphia	6386	2276	4110	399.1	142.3	256.9
5)	Detroit	6337	1523	4814	396.1	95.2	300.9
6)	San Diego	6290	1864	4426	393.1	116.5	276.6
7)	Carolina	6237	2408	3829	389.8	150.5	239.3
8)	New York Giants	6161	1427	4734	385.1	89.2	295.9
9)	Oakland	6072	2110	3962	379.5	131.9	247.6
10)	Atlanta	6026	1834	4192	376.6	114.6	262.0
11)	Dallas	6008	1807	4201	375.5	112.9	262.6
12)	Pittsburgh	5957	1903	4054	372.3	118.9	253.4
13)	Houston	5954	2448	3506	372.1	153.0	219.1
14)	Buffalo	5624	1921	3703	351.5	120.1	231.4
15)	Baltimore	5419	1996	3423	338.7	124.8	213.9
16)	Washington	5387	1614	3773	336.7	100.9	235.8
17)	Tennessee	5361	1438	3923	335.1	89.9	245.2
18)	Minnesota	5275	2318	2957	329.7	144.9	184.8
19)	Arizona	5192	1625	3567	324.5	101.6	222.9
20)	Cincinnati	5118	1778	3340	319.9	111.1	208.8
21)	Tampa Bay	5108	1458	3650	319.3	91.1	228.1
22)	Miami	5078	1987	3091	317.4	124.2	193.2
23)	Denver	5066	2632	2434	316.6	164.5	152.1
24)	Chicago	5026	2015	3011	314.1	125.9	188.2
25)	New York Jets	4989	1692	3297	311.8	105.8	206.1
26)	San Francisco	4974	2038	2936	310.9	127.4	183.5
27)	Kansas City	4973	1893	3080	310.8	118.3	192.5
28)	Seattle	4860	1756	3104	303.8	109.8	194.0
29)	Cleveland	4621	1531	3090	288.8	95.7	193.1
30)	Indianapolis	4589	1594	2995	286.8	99.6	187.2
31)	St. Louis	4537	1667	2870	283.6	104.2	179.4
32)	Jacksonville	4149	1970	2179	259.3	123.1	136.2

**NFL / TOTAL DEFENSE**

Rank	Team	Total	Rushing	Passing	Total	Rushing	Passing
1)	Pittsburgh	4348	1597	2751	271.8	99.8	171.9
2)	Houston	4571	1536	3035	285.7	96.0	189.7
3)	Baltimore	4622	1482	3140	288.9	92.6	196.3
4)	San Francisco	4930	1236	3694	308.1	77.3	230.9
5)	New York Jets	4993	1777	3216	312.1	111.1	201.0
6)	Jacksonville	5008	1667	3341	313.0	104.2	208.8
7)	Cincinnati	5060	1675	3385	316.3	104.7	211.6
8)	Philadelphia	5198	1801	3397	324.9	112.6	212.3
9)	Seattle	5315	1797	3518	332.2	112.3	219.9
10)	Cleveland	5318	2359	2959	332.4	147.4	184.9
11)	Kansas City	5333	2112	3221	333.3	132.0	201.3
12)	Atlanta	5338	1552	3786	333.6	97.0	236.6
13)	Washington	5437	1884	3553	339.8	117.8	222.1
14)	Dallas	5491	1585	3906	343.2	99.1	244.1
15)	Miami	5522	1530	3992	345.1	95.6	249.5
16)	San Diego	5546	1955	3591	346.6	122.2	224.4
17)	Chicago	5607	1542	4065	350.4	96.4	254.1
18t)	Tennessee	5682	2053	3629	355.1	128.3	226.8



18t) Arizona	5682	1986	3696	355.1	124.1	231.0
20) Denver	5725	2021	3704	357.8	126.3	231.5
21) Minnesota	5731	1712	4019	358.2	107.0	251.2
22) St. Louis	5734	2427	3307	358.4	151.7	206.7
23) Detroit	5881	2050	3831	367.6	128.1	239.4
24) New Orleans	5895	1738	4157	368.4	108.6	259.8
25) Indianapolis	5935	2303	3632	370.9	143.9	227.0
26) Buffalo	5938	2224	3714	371.1	139.0	232.1
27) New York Giants	6022	1940	4082	376.4	121.3	255.1
28) Carolina	6042	2093	3949	377.6	130.8	246.8
29) Oakland	6201	2178	4023	387.6	136.1	251.4
30) Tampa Bay	6311	2497	3814	394.4	156.1	238.4
31) New England	6577	1874	4703	411.1	117.1	293.9
32) Green Bay	6585	1789	4796	411.6	111.8	299.8

AFC / TAKE-AWAYS, GIVE-AWAYS

Rank	Team	TAKE-AWAYS			GIVE-AWAYS			Net Diff
		Int	Fum	Total	Int	Fum	Total	
1)	New England	23	11	34	12	5	17	= +17
2)	Houston	17	10	27	9	11	20	= +7
3)	Jacksonville	17	11	28	15	8	23	= +5
4)	Baltimore	15	11	26	12	12	24	= +2
5t)	Buffalo	20	11	31	25	5	30	= +1
5t)	Cleveland	9	11	20	13	6	19	= +1
5t)	Tennessee	11	12	23	14	8	22	= +1
8)	Cincinnati	10	12	22	14	8	22	= 0
9)	Kansas City	20	6	26	18	10	28	= -2
10)	New York Jets	19	12	31	18	16	34	= -3
11)	Oakland	18	8	26	23	7	30	= -4
12)	Miami	16	3	19	13	12	25	= -6
13)	San Diego	17	4	21	20	8	28	= -7
14t)	Denver	9	9	18	13	17	30	= -12
14t)	Indianapolis	8	9	17	14	15	29	= -12
16)	Pittsburgh	11	4	15	15	13	28	= -13
	<b>Totals</b>	<b>240</b>	<b>144</b>	<b>384</b>	<b>248</b>	<b>161</b>	<b>409</b>	<b>= -25</b>

NFC / TAKE-AWAYS, GIVE-AWAYS

Rank	Team	TAKE-AWAYS			GIVE-AWAYS			Net Diff
		Int	Fum	Total	Int	Fum	Total	
1)	San Francisco	23	15	38	5	5	10	= +28
2)	Green Bay	31	7	38	8	6	14	= +24
3)	Detroit	21	13	34	16	7	23	= +11
4t)	Atlanta	19	10	29	13	8	21	= +8
4t)	Seattle	22	9	31	14	9	23	= +8
6)	New York Giants	20	11	31	16	8	24	= +7
7)	Dallas	15	10	25	12	9	21	= +4
8)	Chicago	20	11	31	20	9	29	= +2
9)	Carolina	14	10	24	17	6	23	= +1
10t)	Minnesota	8	15	23	17	9	26	= -3
10t)	New Orleans	9	7	16	14	5	19	= -3
12)	St. Louis	12	6	18	10	13	23	= -5
13)	Arizona	10	9	19	23	9	32	= -13
14t)	Philadelphia	15	9	24	25	13	38	= -14
14t)	Washington	13	8	21	24	11	35	= -14
16)	Tampa Bay	14	10	24	24	16	40	= -16
	<b>Totals</b>	<b>266</b>	<b>160</b>	<b>426</b>	<b>258</b>	<b>143</b>	<b>401</b>	<b>= +25</b>

AFC / TEAM/OFFENSE INSIDE THE 20

Rank	Team	Poss	Pts	TD	TD%	FG	Score	Score%
1)	New York Jets	55	284	36	65.5	11	47	85.5
2)	New England	72	385	47	65.3	18	65	90.3
3)	Tennessee	37	187	22	59.5	11	33	89.2
4)	San Diego	54	248	29	53.7	15	44	81.5
5)	Buffalo	53	241	28	52.8	15	43	81.1
6)	Oakland	47	218	24	51.1	17	41	87.2
7)	Baltimore	49	233	25	51.0	19	44	89.8
8)	Pittsburgh	53	237	27	50.9	16	43	81.1
9)	Jacksonville	35	151	17	48.6	11	28	80.0
10)	Denver	36	155	17	47.2	12	29	80.6
11)	Miami	53	234	25	47.2	20	45	84.9
12)	Houston	60	267	28	46.7	24	52	86.7
13)	Cincinnati	51	219	23	45.1	20	43	84.3
14)	Indianapolis	38	151	16	42.1	13	29	76.3
15)	Cleveland	31	123	13	41.9	11	24	77.4
16)	Kansas City	36	129	12	33.3	15	27	75.0

NFL / TAKE-AWAYS, GIVE-AWAYS

Rank	Team	TAKE-AWAYS			GIVE-AWAYS			Net Diff
		Int	Fum	Total	Int	Fum	Total	
1)	San Francisco	23	15	38	5	5	10	= +28
2)	Green Bay	31	7	38	8	6	14	= +24
3)	New England	23	11	34	12	5	17	= +17
4)	Detroit	21	13	34	16	7	23	= +11
5t)	Atlanta	19	10	29	13	8	21	= +8
5t)	Seattle	22	9	31	14	9	23	= +8
7t)	Houston	17	10	27	9	11	20	= +7
7t)	New York Giants	20	11	31	16	8	24	= +7
9)	Jacksonville	17	11	28	15	8	23	= +5
10)	Dallas	15	10	25	12	9	21	= +4
11t)	Baltimore	15	11	26	12	12	24	= +2
11t)	Chicago	20	11	31	20	9	29	= +2
13t)	Buffalo	20	11	31	25	5	30	= +1
13t)	Cleveland	9	11	20	13	6	19	= +1
13t)	Tennessee	11	12	23	14	8	22	= +1
13t)	Carolina	14	10	24	17	6	23	= +1
17)	Cincinnati	10	12	22	14	8	22	= 0
18)	Kansas City	20	6	26	18	10	28	= -2
19t)	New York Jets	19	12	31	18	16	34	= -3
19t)	Minnesota	8	15	23	17	9	26	= -3
19t)	New Orleans	9	7	16	14	5	19	= -3
22)	Oakland	18	8	26	23	7	30	= -4
23)	St. Louis	12	6	18	10	13	23	= -5
24)	Miami	16	3	19	13	12	25	= -6
25)	San Diego	17	4	21	20	8	28	= -7
26t)	Denver	9	9	18	13	17	30	= -12
26t)	Indianapolis	8	9	17	14	15	29	= -12
28t)	Pittsburgh	11	4	15	15	13	28	= -13
28t)	Arizona	10	9	19	23	9	32	= -13
30t)	Philadelphia	15	9	24	25	13	38	= -14
30t)	Washington	13	8	21	24	11	35	= -14
32)	Tampa Bay	14	10	24	24	16	40	= -16
	<b>Totals</b>	<b>506</b>	<b>304</b>	<b>810</b>	<b>506</b>	<b>304</b>	<b>810</b>	<b>= 0</b>





AFC / OPPONENTS/DEFENSE INSIDE THE 20

Rank	Team	Poss	Pts	TD	TD%	FG	Score	Score%
1)	Baltimore	42	157	16	38.1	15	31	73.8
2)	Cleveland	49	200	20	40.8	20	40	81.6
3)	Miami	52	218	23	44.2	19	42	80.8
4)	Houston	44	192	21	47.7	15	36	81.8
5)	Tennessee	48	214	23	47.9	18	41	85.4
6)	Denver	52	250	27	51.9	21	48	92.3
7)	New York Jets	44	210	23	52.3	16	39	88.6
8)	Pittsburgh	31	149	17	54.8	10	27	87.1
9)	Kansas City	51	236	28	54.9	13	41	80.4
10)	New England	61	284	34	55.7	16	50	82.0
11)	Jacksonville	43	207	24	55.8	13	37	86.0
12)	Cincinnati	41	205	24	58.5	13	37	90.2
13)	Oakland	51	246	30	58.8	12	42	82.4
14)	San Diego	49	250	29	59.2	15	44	89.8
15)	Indianapolis	57	290	35	61.4	15	50	87.7
16)	Buffalo	59	308	38	64.4	14	52	88.1

NFC / TEAM/OFFENSE INSIDE THE 20

Rank	Team	Poss	Pts	TD	TD%	FG	Score	Score%
1)	Green Bay	66	358	43	65.2	19	62	93.9
2)	Detroit	58	311	37	63.8	17	54	93.1
3)	New Orleans	75	370	44	58.7	20	64	85.3
4)	Carolina	57	274	33	57.9	14	47	82.5
5)	New York Giants	56	271	32	57.1	15	47	83.9
6)	Minnesota	53	251	30	56.6	14	44	83.0
7)	Chicago	38	183	20	52.6	14	34	89.5
8)	Atlanta	59	280	31	52.5	21	52	88.1
9)	Philadelphia	66	298	34	51.5	20	54	81.8
10)	Arizona	45	198	23	51.1	13	36	80.0
11)	Tampa Bay	38	165	19	50.0	12	31	81.6
12)	Dallas	51	232	25	49.0	19	44	86.3
13)	Seattle	46	198	22	47.8	15	37	80.4
14)	Washington	51	201	21	41.2	18	39	76.5
15)	San Francisco	54	238	22	40.7	28	50	92.6
16)	St. Louis	31	120	12	38.7	12	24	77.4

NFC / OPPONENTS/DEFENSE INSIDE THE 20

Rank	Team	Poss	Pts	TD	TD%	FG	Score	Score%
1)	Arizona	58	232	23	39.7	24	47	81.0
2)	San Francisco	34	140	14	41.2	14	28	82.4
3)	Washington	57	237	25	43.9	21	46	80.7
4)	Chicago	56	233	25	44.6	20	45	80.4
5)	Atlanta	47	198	22	46.8	15	37	78.7
6)	Seattle	39	178	19	48.7	15	34	87.2
7)	Detroit	53	240	26	49.1	19	45	84.9
8)	St. Louis	52	245	26	50.0	21	47	90.4
9)	Minnesota	56	266	29	51.8	21	50	89.3
10)	Dallas	49	239	27	55.1	16	43	87.8
11)	Green Bay	56	270	31	55.4	17	48	85.7
12)	New York Giants	61	283	34	55.7	15	49	80.3
13)	Tampa Bay	70	336	40	57.1	19	59	84.3
14)	Carolina	56	278	33	58.9	16	49	87.5
15)	New Orleans	39	197	23	59.0	12	35	89.7
16)	Philadelphia	47	222	28	59.6	9	37	78.7

NFL / TEAM/OFFENSE INSIDE THE 20

Rank	Team	Poss	Pts	TD	TD%	FG	Score	Score%
1)	New York Jets	55	284	36	65.5	11	47	85.5
2)	New England	72	385	47	65.3	18	65	90.3
3)	Green Bay	66	358	43	65.2	19	62	93.9
4)	Detroit	58	311	37	63.8	17	54	93.1
5)	Tennessee	37	187	22	59.5	11	33	89.2
6)	New Orleans	75	370	44	58.7	20	64	85.3
7)	Carolina	57	274	33	57.9	14	47	82.5
8)	New York Giants	56	271	32	57.1	15	47	83.9
9)	Minnesota	53	251	30	56.6	14	44	83.0
10)	San Diego	54	248	29	53.7	15	44	81.5
11)	Buffalo	53	241	28	52.8	15	43	81.1
12)	Chicago	38	183	20	52.6	14	34	89.5
13)	Atlanta	59	280	31	52.5	21	52	88.1
14)	Philadelphia	66	298	34	51.5	20	54	81.8
15)	Arizona	45	198	23	51.1	13	36	80.0
16)	Oakland	47	218	24	51.1	17	41	87.2
17)	Baltimore	49	233	25	51.0	19	44	89.8
18)	Pittsburgh	53	237	27	50.9	16	43	81.1
19)	Tampa Bay	38	165	19	50.0	12	31	81.6
20)	Dallas	51	232	25	49.0	19	44	86.3
21)	Jacksonville	35	151	17	48.6	11	28	80.0
22)	Seattle	46	198	22	47.8	15	37	80.4
23)	Denver	36	155	17	47.2	12	29	80.6
24)	Miami	53	234	25	47.2	20	45	84.9
25)	Houston	60	267	28	46.7	24	52	86.7
26)	Cincinnati	51	219	23	45.1	20	43	84.3
27)	Indianapolis	38	151	16	42.1	13	29	76.3
28)	Cleveland	31	123	13	41.9	11	24	77.4
29)	Washington	51	201	21	41.2	18	39	76.5
30)	San Francisco	54	238	22	40.7	28	50	92.6
31)	St. Louis	31	120	12	38.7	12	24	77.4
32)	Kansas City	36	129	12	33.3	15	27	75.0



NFL / OPPONENTS/DEFENSE INSIDE THE 20

Rank	Team	Poss	Pts	TD	TD%	FG	Score	Score%
1)	Baltimore	42	157	16	38.1	15	31	73.8
2)	Arizona	58	232	23	39.7	24	47	81.0
3)	Cleveland	49	200	20	40.8	20	40	81.6
4)	San Francisco	34	140	14	41.2	14	28	82.4
5)	Washington	57	237	25	43.9	21	46	80.7
6)	Miami	52	218	23	44.2	19	42	80.8
7)	Chicago	56	233	25	44.6	20	45	80.4
8)	Atlanta	47	198	22	46.8	15	37	78.7
9)	Houston	44	192	21	47.7	15	36	81.8
10)	Tennessee	48	214	23	47.9	18	41	85.4
11)	Seattle	39	178	19	48.7	15	34	87.2
12)	Detroit	53	240	26	49.1	19	45	84.9
13)	St. Louis	52	245	26	50.0	21	47	90.4
14)	Minnesota	56	266	29	51.8	21	50	89.3
15)	Denver	52	250	27	51.9	21	48	92.3
16)	New York Jets	44	210	23	52.3	16	39	88.6
17)	Pittsburgh	31	149	17	54.8	10	27	87.1
18)	Kansas City	51	236	28	54.9	13	41	80.4
19)	Dallas	49	239	27	55.1	16	43	87.8
20)	Green Bay	56	270	31	55.4	17	48	85.7
21t)	New England	61	284	34	55.7	16	50	82.0
21t)	New York Giants	61	283	34	55.7	15	49	80.3
23)	Jacksonville	43	207	24	55.8	13	37	86.0
24)	Tampa Bay	70	336	40	57.1	19	59	84.3
25)	Cincinnati	41	205	24	58.5	13	37	90.2
26)	Oakland	51	246	30	58.8	12	42	82.4
27)	Carolina	56	278	33	58.9	16	49	87.5
28)	New Orleans	39	197	23	59.0	12	35	89.7
29)	San Diego	49	250	29	59.2	15	44	89.8
30)	Philadelphia	47	222	28	59.6	9	37	78.7
31)	Indianapolis	57	290	35	61.4	15	50	87.7
32)	Buffalo	59	308	38	64.4	14	52	88.1

AFC / OFFENSE/TEAMS: FIRST DOWNS, THIRD DOWNS, FOURTH DOWNS

Rank	Team	FIRST DOWNS				THIRD DOWNS			FOURTH DOWNS		
		Total	Rush	Pass	Pen	Made	Att	Pct	Made	Att	Pct
1)	New England	399	107	262	30	89	194	45.9	7	11	63.6
2)	San Diego	359	97	234	28	103	211	48.8	4	11	36.4
3)	Pittsburgh	341	96	221	24	90	196	45.9	3	8	37.5
4)	Oakland	328	110	186	32	71	199	35.7	7	13	53.8
5)	Houston	321	131	176	14	93	224	41.5	3	11	27.3
6)	Buffalo	313	100	180	33	62	191	32.5	9	22	40.9
7)	Baltimore	312	98	181	33	97	229	42.4	4	7	57.1
8)	New York Jets	301	92	173	36	74	213	34.7	4	11	36.4
9)	Miami	287	89	166	32	69	207	33.3	6	16	37.5
10)	Denver	286	129	130	27	66	214	30.8	3	13	23.1
11)	Cincinnati	285	93	160	32	80	219	36.5	4	10	40.0
12)	Tennessee	281	71	185	25	80	218	36.7	10	14	71.4
13)	Cleveland	278	77	173	28	92	238	38.7	10	18	55.6
14)	Kansas City	277	89	163	25	81	225	36.0	7	17	41.2
15)	Indianapolis	258	69	170	19	74	214	34.6	4	11	36.4
16)	Jacksonville	251	103	122	26	81	241	33.6	6	17	35.3
	<b>Totals</b>	<b>4877</b>	<b>1551</b>	<b>2882</b>	<b>444</b>	<b>1302</b>	<b>3433</b>	<b>37.9</b>	<b>91</b>	<b>210</b>	<b>43.3</b>

AFC / DEFENSE/OPPONENTS: FIRST DOWNS, THIRD DOWNS, FOURTH DOWNS

Rank	Team	FIRST DOWNS				THIRD DOWNS			FOURTH DOWNS		
		Total	Rush	Pass	Pen	Made	Att	Pct	Made	Att	Pct
1)	Pittsburgh	264	82	156	26	86	221	38.9	8	13	61.5
2)	Jacksonville	268	73	175	20	79	218	36.2	4	9	44.4
3)	Baltimore	269	79	166	24	71	221	32.1	10	21	47.6
4)	Houston	270	73	166	31	76	212	35.8	6	13	46.2
5)	New York Jets	272	83	167	22	69	211	32.7	1	10	10.0
6)	Cincinnati	284	94	170	20	78	220	35.5	4	11	36.4
7)	Kansas City	291	96	169	26	72	210	34.3	7	16	43.8
8)	Cleveland	301	124	149	28	95	230	41.3	6	14	42.9
9)	Miami	310	88	198	24	74	219	33.8	7	14	50.0
10)	San Diego	311	102	186	23	96	195	49.2	1	9	11.1
11)	Denver	315	101	182	32	73	218	33.5	3	9	33.3
12)	Tennessee	324	111	187	26	96	236	40.7	8	20	40.0
13)	Buffalo	340	120	196	24	75	189	39.7	9	13	69.2
14)	Indianapolis	343	136	193	14	98	216	45.4	3	6	50.0
15)	Oakland	369	105	206	58	92	219	42.0	4	14	28.6
16)	New England	370	101	245	24	87	202	43.1	8	19	42.1
	<b>Totals</b>	<b>4901</b>	<b>1568</b>	<b>2911</b>	<b>422</b>	<b>1317</b>	<b>3437</b>	<b>38.3</b>	<b>89</b>	<b>211</b>	<b>42.2</b>

NFC / OFFENSE/TEAMS: FIRST DOWNS, THIRD DOWNS, FOURTH DOWNS

Rank	Team	FIRST DOWNS				THIRD DOWNS			FOURTH DOWNS		
		Total	Rush	Pass	Pen	Made	Att	Pct	Made	Att	Pct
1)	New Orleans	416	116	280	20	118	208	56.7	3	10	30.0
2)	Philadelphia	356	134	197	25	85	205	41.5	7	15	46.7
3)	Green Bay	353	89	230	34	91	189	48.1	4	8	50.0
4t)	Atlanta	349	100	215	34	99	224	44.2	4	13	30.8
4t)	Detroit	349	71	244	34	76	212	35.8	8	14	57.1
6)	Carolina	345	139	175	31	75	185	40.5	6	10	60.0
7)	New York Giants	331	84	216	31	77	206	37.4	4	13	30.8
8)	Dallas	327	91	219	17	78	198	39.4	5	10	50.0
9)	Washington	312	79	204	29	81	219	37.0	4	13	30.8
10)	Minnesota	297	118	159	20	83	216	38.4	7	18	38.9
11)	Arizona	286	83	175	28	66	205	32.2	9	15	60.0
12)	San Francisco	282	101	150	31	65	221	29.4	9	14	64.3
13)	Tampa Bay	277	74	180	23	76	206	36.9	8	21	38.1



14)	Chicago	271	97	153	21	66	203	32.5	2	8	25.0
15)	St. Louis	267	79	159	29	64	228	28.1	8	23	34.8
16)	Seattle	265	89	153	23	77	228	33.8	7	15	46.7
	<b>Totals</b>	<b>5083</b>	<b>1544</b>	<b>3109</b>	<b>430</b>	<b>1277</b>	<b>3353</b>	<b>38.1</b>	<b>95</b>	<b>220</b>	<b>43.2</b>

**NFC / DEFENSE/OPPONENTS: FIRST DOWNS, THIRD DOWNS, FOURTH DOWNS**

Rank	Team	FIRST DOWNS				THIRD DOWNS			FOURTH DOWNS		
		Total	Rush	Pass	Pen	Made	Att	Pct	Made	Att	Pct
1)	San Francisco	267	53	190	24	76	216	35.2	7	17	41.2
2)	Philadelphia	289	84	173	32	75	211	35.5	7	17	41.2
3)	Chicago	291	75	199	17	80	229	34.9	7	17	41.2
4)	Atlanta	292	87	186	19	93	211	44.1	6	11	54.5
5)	Washington	295	95	180	20	77	206	37.4	4	10	40.0
6)	Dallas	305	78	199	28	81	204	39.7	4	11	36.4
7)	Seattle	310	96	174	40	77	221	34.8	7	11	63.6
8)	St. Louis	313	122	166	25	83	216	38.4	5	8	62.5
9)	Detroit	325	91	195	39	67	205	32.7	8	19	42.1
10)	New Orleans	326	92	196	38	67	202	33.2	6	22	27.3
11)	Carolina	329	110	191	28	83	194	42.8	4	12	33.3
12)	Minnesota	332	92	213	27	92	208	44.2	5	9	55.6
13)	Arizona	333	118	174	41	71	226	31.4	4	8	50.0
14)	New York Giants	338	103	210	25	84	220	38.2	10	18	55.6
15)	Tampa Bay	356	135	188	33	73	185	39.5	9	13	69.2
16)	Green Bay	358	96	246	16	83	195	42.6	4	16	25.0
	<b>Totals</b>	<b>5059</b>	<b>1527</b>	<b>3080</b>	<b>452</b>	<b>1262</b>	<b>3349</b>	<b>37.7</b>	<b>97</b>	<b>219</b>	<b>44.3</b>

**NFL / OFFENSE/TEAMS: FIRST DOWNS, THIRD DOWNS, FOURTH DOWNS**

Rank	Team	FIRST DOWNS				THIRD DOWNS			FOURTH DOWNS		
		Total	Rush	Pass	Pen	Made	Att	Pct	Made	Att	Pct
1)	New Orleans	416	116	280	20	118	208	56.7	3	10	30.0
2)	New England	399	107	262	30	89	194	45.9	7	11	63.6
3)	San Diego	359	97	234	28	103	211	48.8	4	11	36.4
4)	Philadelphia	356	134	197	25	85	205	41.5	7	15	46.7
5)	Green Bay	353	89	230	34	91	189	48.1	4	8	50.0
6t)	Atlanta	349	100	215	34	99	224	44.2	4	13	30.8
6t)	Detroit	349	71	244	34	76	212	35.8	8	14	57.1
8)	Carolina	345	139	175	31	75	185	40.5	6	10	60.0
9)	Pittsburgh	341	96	221	24	90	196	45.9	3	8	37.5
10)	New York Giants	331	84	216	31	77	206	37.4	4	13	30.8
11)	Oakland	328	110	186	32	71	199	35.7	7	13	53.8
12)	Dallas	327	91	219	17	78	198	39.4	5	10	50.0
13)	Houston	321	131	176	14	93	224	41.5	3	11	27.3
14)	Buffalo	313	100	180	33	62	191	32.5	9	22	40.9
15t)	Baltimore	312	98	181	33	97	229	42.4	4	7	57.1
15t)	Washington	312	79	204	29	81	219	37.0	4	13	30.8
17)	New York Jets	301	92	173	36	74	213	34.7	4	11	36.4
18)	Minnesota	297	118	159	20	83	216	38.4	7	18	38.9
19)	Miami	287	89	166	32	69	207	33.3	6	16	37.5
20t)	Denver	286	129	130	27	66	214	30.8	3	13	23.1
20t)	Arizona	286	83	175	28	66	205	32.2	9	15	60.0
22)	Cincinnati	285	93	160	32	80	219	36.5	4	10	40.0
23)	San Francisco	282	101	150	31	65	221	29.4	9	14	64.3
24)	Tennessee	281	71	185	25	80	218	36.7	10	14	71.4
25)	Cleveland	278	77	173	28	92	238	38.7	10	18	55.6
26t)	Kansas City	277	89	163	25	81	225	36.0	7	17	41.2
26t)	Tampa Bay	277	74	180	23	76	206	36.9	8	21	38.1
28)	Chicago	271	97	153	21	66	203	32.5	2	8	25.0
29)	St. Louis	267	79	159	29	64	228	28.1	8	23	34.8
30)	Seattle	265	89	153	23	77	228	33.8	7	15	46.7
31)	Indianapolis	258	69	170	19	74	214	34.6	4	11	36.4
32)	Jacksonville	251	103	122	26	81	241	33.6	6	17	35.3
	<b>Totals</b>	<b>9960</b>	<b>3095</b>	<b>5991</b>	<b>874</b>	<b>2579</b>	<b>6786</b>	<b>38.0</b>	<b>186</b>	<b>430</b>	<b>43.3</b>

**NFL / DEFENSE/OPPONENTS: FIRST DOWNS, THIRD DOWNS, FOURTH DOWNS**

Rank	Team	FIRST DOWNS				THIRD DOWNS			FOURTH DOWNS		
		Total	Rush	Pass	Pen	Made	Att	Pct	Made	Att	Pct
1)	Pittsburgh	264	82	156	26	86	221	38.9	8	13	61.5
2)	San Francisco	267	53	190	24	76	216	35.2	7	17	41.2
3)	Jacksonville	268	73	175	20	79	218	36.2	4	9	44.4
4)	Baltimore	269	79	166	24	71	221	32.1	10	21	47.6
5)	Houston	270	73	166	31	76	212	35.8	6	13	46.2
6)	New York Jets	272	83	167	22	69	211	32.7	1	10	10.0
7)	Cincinnati	284	94	170	20	78	220	35.5	4	11	36.4
8)	Philadelphia	289	84	173	32	75	211	35.5	7	17	41.2
9t)	Kansas City	291	96	169	26	72	210	34.3	7	16	43.8
9t)	Chicago	291	75	199	17	80	229	34.9	7	17	41.2
11)	Atlanta	292	87	186	19	93	211	44.1	6	11	54.5
12)	Washington	295	95	180	20	77	206	37.4	4	10	40.0
13)	Cleveland	301	124	149	28	95	230	41.3	6	14	42.9
14)	Dallas	305	78	199	28	81	204	39.7	4	11	36.4
15t)	Miami	310	88	198	24	74	219	33.8	7	14	50.0
15t)	Seattle	310	96	174	40	77	221	34.8	7	11	63.6
17)	San Diego	311	102	186	23	96	195	49.2	1	9	11.1
18)	St. Louis	313	122	166	25	83	216	38.4	5	8	62.5
19)	Denver	315	101	182	32	73	218	33.5	3	9	33.3
20)	Tennessee	324	111	187	26	96	236	40.7	8	20	40.0
21)	Detroit	325	91	195	39	67	205	32.7	8	19	42.1
22)	New Orleans	326	92	196	38	67	202	33.2	6	22	27.3
23)	Carolina	329	110	191	28	83	194	42.8	4	12	33.3
24)	Minnesota	332	92	213	27	92	208	44.2	5	9	55.6
25)	Arizona	333	118	174	41	71	226	31.4	4	8	50.0
26)	New York Giants	338	103	210	25	84	220	38.2	10	18	55.6



27)	Buffalo	340	120	196	24	75	189	39.7	9	13	69.2
28)	Indianapolis	343	136	193	14	98	216	45.4	3	6	50.0
29)	Tampa Bay	356	135	188	33	73	185	39.5	9	13	69.2
30)	Green Bay	358	96	246	16	83	195	42.6	4	16	25.0
31)	Oakland	369	105	206	58	92	219	42.0	4	14	28.6
32)	New England	370	101	245	24	87	202	43.1	8	19	42.1
<b>Totals</b>		<b>9960</b>	<b>3095</b>	<b>5991</b>	<b>874</b>	<b>2579</b>	<b>6786</b>	<b>38.0</b>	<b>186</b>	<b>430</b>	<b>43.3</b>

**AFC / FIRST-DOWN PLAYS BY TEAMS**

Rank	Team	Yds/Play	Plays	Yards
1)	Houston	6.57	466	3063
2)	Oakland	6.39	472	3018
3)	New England	6.39	511	3266
4)	Buffalo	6.06	454	2750
5)	San Diego	5.75	482	2771
6)	Denver	5.63	453	2552
7)	Pittsburgh	5.47	462	2527
8)	Tennessee	5.46	431	2352
9)	Indianapolis	5.34	415	2217
10)	Baltimore	5.32	449	2387
11)	Miami	5.11	439	2243
12)	Kansas City	4.89	437	2136
13)	Cincinnati	4.78	440	2103
14)	New York Jets	4.76	452	2151
15)	Cleveland	4.73	426	2016
16)	Jacksonville	4.59	417	1912
<b>TOTAL</b>		<b>5.48</b>	<b>7206</b>	<b>39464</b>

**AFC / FIRST-DOWN PLAYS BY OPPONENTS**

Rank	Team	Yds/Play	Plays	Yards
1)	Pittsburgh	4.05	401	1625
2)	Baltimore	4.54	428	1942
3)	Houston	4.71	420	1979
4)	New York Jets	5.02	439	2204
5)	Denver	5.05	477	2409
6)	Cincinnati	5.09	441	2246
7)	Jacksonville	5.21	422	2197
8)	Cleveland	5.29	439	2323
9)	San Diego	5.54	436	2416
10)	Kansas City	5.58	432	2410
11)	Indianapolis	5.64	482	2719
12)	Oakland	5.67	492	2792
13)	Miami	5.92	466	2760
14)	Tennessee	5.96	469	2794
15)	Buffalo	6.23	470	2927
16)	New England	6.90	501	3455
<b>TOTAL</b>		<b>5.43</b>	<b>7215</b>	<b>39198</b>

**NFC / FIRST-DOWN PLAYS BY TEAMS**

Rank	Team	Yds/Play	Plays	Yards
1)	Philadelphia	6.47	487	3149
2)	Detroit	6.33	480	3038
3)	Green Bay	6.29	461	2898
4)	New Orleans	6.27	519	3254
5)	Carolina	5.91	473	2797
6)	Washington	5.84	463	2706
7)	New York Giants	5.80	469	2719
8)	Dallas	5.71	467	2665
9)	San Francisco	5.54	430	2384
10)	Tampa Bay	5.40	426	2302
11)	Atlanta	5.40	481	2599
12)	Arizona	5.36	438	2347
13)	Seattle	4.83	426	2058
14)	Minnesota	4.80	441	2115
15)	Chicago	4.79	432	2069
16)	St. Louis	4.40	433	1904
<b>TOTAL</b>		<b>5.60</b>	<b>7326</b>	<b>41004</b>

**NFC / FIRST-DOWN PLAYS BY OPPONENTS**

Rank	Team	Yds/Play	Plays	Yards
1)	Seattle	4.97	465	2311
2)	Detroit	5.02	477	2395
3)	Chicago	5.06	455	2301
4)	Minnesota	5.10	465	2371
5)	Arizona	5.13	488	2503
6)	Philadelphia	5.13	430	2206
7)	Dallas	5.45	440	2399
8)	Atlanta	5.47	432	2365
9)	San Francisco	5.51	421	2319
10)	New York Giants	5.65	481	2716
11)	St. Louis	5.75	454	2610
12)	Carolina	6.08	440	2674
13)	Washington	6.17	442	2727

14)	Tampa Bay	6.41	471	3018
15)	New Orleans	6.46	459	2964
16)	Green Bay	6.82	497	3391
<b>TOTAL</b>		<b>5.64</b>	<b>7317</b>	<b>41270</b>

**NFL / FIRST-DOWN PLAYS BY TEAMS**

Rank	Team	Yds/Play	Plays	Yards
1)	Houston	6.57	466	3063
2)	Philadelphia	6.47	487	3149
3)	Oakland	6.39	472	3018
4)	New England	6.39	511	3266
5)	Detroit	6.33	480	3038
6)	Green Bay	6.29	461	2898
7)	New Orleans	6.27	519	3254
8)	Buffalo	6.06	454	2750
9)	Carolina	5.91	473	2797
10)	Washington	5.84	463	2706
11)	New York Giants	5.80	469	2719
12)	San Diego	5.75	482	2771
13)	Dallas	5.71	467	2665
14)	Denver	5.63	453	2552
15)	San Francisco	5.54	430	2384
16)	Pittsburgh	5.47	462	2527
17)	Tennessee	5.46	431	2352
18)	Tampa Bay	5.40	426	2302
19)	Atlanta	5.40	481	2599
20)	Arizona	5.36	438	2347
21)	Indianapolis	5.34	415	2217
22)	Baltimore	5.32	449	2387
23)	Miami	5.11	439	2243
24)	Kansas City	4.89	437	2136
25)	Seattle	4.83	426	2058
26)	Minnesota	4.80	441	2115
27)	Chicago	4.79	432	2069
28)	Cincinnati	4.78	440	2103
29)	New York Jets	4.76	452	2151
30)	Cleveland	4.73	426	2016
31)	Jacksonville	4.59	417	1912
32)	St. Louis	4.40	433	1904
<b>TOTAL</b>		<b>5.54</b>	<b>14532</b>	<b>80468</b>

**NFL / FIRST-DOWN PLAYS BY OPPONENTS**

Rank	Team	Yds/Play	Plays	Yards
1)	Pittsburgh	4.05	401	1625
2)	Baltimore	4.54	428	1942
3)	Houston	4.71	420	1979
4)	Seattle	4.97	465	2311
5)	New York Jets	5.02	439	2204
6)	Detroit	5.02	477	2395
7)	Denver	5.05	477	2409
8)	Chicago	5.06	455	2301
9)	Cincinnati	5.09	441	2246
10)	Minnesota	5.10	465	2371
11)	Arizona	5.13	488	2503
12)	Philadelphia	5.13	430	2206
13)	Jacksonville	5.21	422	2197
14)	Cleveland	5.29	439	2323
15)	Dallas	5.45	440	2399
16)	Atlanta	5.47	432	2365
17)	San Francisco	5.51	421	2319
18)	San Diego	5.54	436	2416
19)	Kansas City	5.58	432	2410
20)	Indianapolis	5.64	482	2719
21)	New York Giants	5.65	481	2716
22)	Oakland	5.67	492	2792
23)	St. Louis	5.75	454	2610
24)	Miami	5.92	466	2760
25)	Tennessee	5.96	469	2794
26)	Carolina	6.08	440	2674
27)	Washington	6.17	442	2727
28)	Buffalo	6.23	470	2927
29)	Tampa Bay	6.41	471	3018
30)	New Orleans	6.46	459	2964
31)	Green Bay	6.82	497	3391
32)	New England	6.90	501	3455
<b>TOTAL</b>		<b>5.54</b>	<b>14532</b>	<b>80468</b>

**AFC / KICKOFFS (Receiving Team)**

Rank	Team	TotKO	AdjKO	TB	TB%	EZ	EZ%	OB	I20	Avg.Start
1)	New York Jets	85	78	21	26.9	57	67.1	0	11	26.1
2)	Cleveland	75	74	24	32.4	51	68.0	2	11	24.5
3)	Baltimore	69	66	26	39.4	52	75.4	1	15	22.8
4)	New England	75	67	21	31.3	47	62.7	3	13	22.2
5)	San Diego	82	80	38	47.5	69	84.1	0	15	22.2
6)	Oakland	92	89	46	51.7	76	82.6	1	24	22.0
7)	Pittsburgh	62	58	23	39.7	48	77.4	1	12	21.8
8)	Miami	72	67	28	41.8	54	75.0	0	18	21.7
9)	Tennessee	75	73	40	54.8	65	86.7	1	12	21.7
10)	Denver	88	86	47	54.7	76	86.4	0	13	21.6
11)	Buffalo	90	90	53	58.9	78	86.7	0	13	21.4
12)	Cincinnati	76	72	31	43.1	64	84.2	0	10	21.4
13)	Houston	71	69	40	58.0	63	88.7	0	13	21.3
14)	Jacksonville	73	71	24	33.8	57	78.1	0	16	21.2
15)	Kansas City	75	72	27	37.5	55	73.3	1	21	20.6
16)	Indianapolis	92	92	61	66.3	78	84.8	0	20	19.6
<b>Totals</b>		<b>1252</b>	<b>1204</b>	<b>550</b>	<b>45.7</b>	<b>990</b>	<b>82.2</b>	<b>10</b>	<b>237</b>	<b>22.0</b>

**AFC / KICKOFFS (Kicking Team)**

Rank	Team	TotKO	AdjKO	TB	TB%	EZ	EZ%	OB	I20	Avg.Start
1)	Cincinnati	80	80	36	45.0	67	83.8	0	23	20.3
2)	New England	104	101	41	40.6	80	76.9	2	30	20.8
3)	Denver	70	66	47	71.2	62	88.6	1	7	20.9
4)	New York Jets	81	78	17	21.8	49	60.5	1	26	21.2
5)	Buffalo	79	73	19	26.0	50	63.3	1	19	21.4
6)	Houston	86	83	38	45.8	70	81.4	0	16	21.4
7)	Pittsburgh	72	71	28	39.4	62	86.1	1	12	21.5
8)	Tennessee	78	76	44	57.9	64	82.1	2	16	21.7
9)	Jacksonville	65	65	39	60.0	58	89.2	0	9	21.9
10)	Miami	82	80	40	50.0	68	82.9	1	16	22.0
11)	Indianapolis	63	60	41	68.3	58	92.1	0	3	22.2
12)	San Diego	91	89	32	36.0	73	80.2	0	15	22.8
13)	Cleveland	59	55	10	18.2	39	66.1	1	18	23.0
14)	Kansas City	60	56	31	55.4	44	73.3	1	7	23.1
15)	Baltimore	83	81	45	55.6	67	80.7	0	2	23.9
16)	Oakland	81	76	32	42.1	55	67.9	0	12	25.4
<b>Totals</b>		<b>1234</b>	<b>1190</b>	<b>540</b>	<b>45.4</b>	<b>966</b>	<b>81.2</b>	<b>11</b>	<b>231</b>	<b>22.0</b>

Note: Average team drive start DOES NOT include inside kicks or kickoffs at the end of a half unless either kickoff is returned for a touchdown. All other kickoffs (returned kickoffs, fair catches, touchback and kickoffs out of bounds) are included. Kickoffs resulting in the kicking team retaining possession are not included.

ADJ KO: Adjusted kickoffs are used to compute the Avg. Team Drive Start.

I20: The number of drives that start inside (not including) the 20 yd line.

**NFC / KICKOFFS (Receiving Team)**

Rank	Team	TotKO	AdjKO	TB	TB%	EZ	EZ%	OB	I20	Avg.Start
1)	Minnesota	95	92	39	42.4	74	77.9	1	12	24.5
2)	San Francisco	59	57	18	31.6	47	79.7	0	13	23.9
3)	Chicago	81	75	20	26.7	44	54.3	2	23	23.6
4)	Seattle	78	77	29	37.7	64	82.1	2	17	23.4
5)	Green Bay	79	71	31	43.7	57	72.2	3	13	23.2
6)	Tampa Bay	99	97	53	54.6	78	78.8	0	15	22.5
7)	Detroit	85	81	46	56.8	67	78.8	0	7	22.1
8)	Washington	86	84	28	33.3	61	70.9	1	24	22.0
9)	Dallas	77	76	43	56.6	63	81.8	1	15	21.8
10)	New Orleans	78	75	33	44.0	70	89.7	0	16	21.7
11)	New York Giants	87	85	32	37.6	68	78.2	1	19	21.4
12)	Philadelphia	72	71	31	43.7	54	75.0	2	13	21.4
13)	Carolina	93	92	51	55.4	80	86.0	1	18	21.4
14)	Arizona	81	79	28	35.4	70	86.4	1	18	21.3
15)	St. Louis	91	89	34	38.2	72	79.1	1	20	21.1
16)	Atlanta	79	78	54	69.2	73	92.4	0	10	20.0
<b>Totals</b>		<b>1320</b>	<b>1279</b>	<b>570</b>	<b>44.61042</b>	<b>81.5</b>	<b>16</b>	<b>253</b>	<b>22.2</b>	

**NFC / KICKOFFS (Kicking Team)**

Rank	Team	TotKO	AdjKO	TB	TB%	EZ	EZ%	OB	I20	Avg.Start
1)	Tampa Bay	69	63	37	58.7	57	82.6	1	15	20.3
2)	San Francisco	94	92	47	51.1	82	87.2	0	18	20.6
3)	Philadelphia	85	82	32	39.0	69	81.2	1	19	21.4
4)	New Orleans	107	103	68	66.0	92	86.0	0	12	21.7
5)	Washington	73	70	32	45.7	50	68.5	3	14	21.8
6)	St. Louis	54	50	15	30.0	47	87.0	1	15	21.9
7)	New York Giants	82	79	34	43.0	57	69.5	0	15	22.0
8)	Arizona	74	74	22	29.7	63	85.1	0	22	22.0
9)	Green Bay	110	107	49	45.8	86	78.2	1	16	22.2
10)	Dallas	86	85	33	38.8	61	70.9	1	17	22.2
11)	Chicago	82	80	43	53.8	63	76.8	3	6	22.3
12)	Carolina	84	77	53	68.8	75	89.3	0	10	22.4
13)	Atlanta	88	86	25	29.1	66	75.0	1	28	22.5
14)	Detroit	97	95	45	47.4	84	86.6	1	20	22.6
15)	Seattle	75	73	26	35.6	60	80.0	1	13	23.8
16)	Minnesota	78	77	19	24.7	54	69.2	1	19	24.2
<b>Totals</b>		<b>1338</b>	<b>1293</b>	<b>580</b>	<b>44.91066</b>	<b>82.4</b>	<b>15</b>	<b>259</b>	<b>22.1</b>	

Note: Average team drive start DOES NOT include inside kicks or kickoffs at the end of a half unless either kickoff is returned for a touchdown. All other kickoffs (returned kickoffs, fair catches, touchback and kickoffs out of



bounds) are included. Kickoffs resulting in the Kicking team retaining possession are not included.

ADJ KO: Adjusted kickoffs are used to compute the Avg. Team Drive Start.

I20: The number of drives that start inside (not including) the 20 yd line.

**NFL / KICKOFFS (Receiving Team)**

Rank	Team	TotKO	AdjKO	TB	TB%	EZ	EZ%	OB	I20	Avg.Start
1)	New York Jets	85	78	21	26.9	57	67.1	0	11	26.1
2)	Cleveland	75	74	24	32.4	51	68.0	2	11	24.5
3)	Minnesota	95	92	39	42.4	74	77.9	1	12	24.5
4)	San Francisco	59	57	18	31.6	47	79.7	0	13	23.9
5)	Chicago	81	75	20	26.7	44	54.3	2	23	23.6
6)	Seattle	78	77	29	37.7	64	82.1	2	17	23.4
7)	Green Bay	79	71	31	43.7	57	72.2	3	13	23.2
8)	Baltimore	69	66	26	39.4	52	75.4	1	15	22.8
9)	Tampa Bay	99	97	53	54.6	78	78.8	0	15	22.5
10)	New England	75	67	21	31.3	47	62.7	3	13	22.2
11)	San Diego	82	80	38	47.5	69	84.1	0	15	22.2
12)	Detroit	85	81	46	56.8	67	78.8	0	7	22.1
13)	Washington	86	84	28	33.3	61	70.9	1	24	22.0
14)	Oakland	92	89	46	51.7	76	82.6	1	24	22.0
15)	Dallas	77	76	43	56.6	63	81.8	1	15	21.8
16)	Pittsburgh	62	58	23	39.7	48	77.4	1	12	21.8
17)	Miami	72	67	28	41.8	54	75.0	0	18	21.7
18)	New Orleans	78	75	33	44.0	70	89.7	0	16	21.7
19)	Tennessee	75	73	40	54.8	65	86.7	1	12	21.7
20)	Denver	88	86	47	54.7	76	86.4	0	13	21.6
21)	New York Giants	87	85	32	37.6	68	78.2	1	19	21.4
22)	Philadelphia	72	71	31	43.7	54	75.0	2	13	21.4
23)	Buffalo	90	90	53	58.9	78	86.7	0	13	21.4
24)	Carolina	93	92	51	55.4	80	86.0	1	18	21.4
25)	Cincinnati	76	72	31	43.1	64	84.2	0	10	21.4
26)	Houston	71	69	40	58.0	63	88.7	0	13	21.3
27)	Arizona	81	79	28	35.4	70	86.4	1	18	21.3
28)	Jacksonville	73	71	24	33.8	57	78.1	0	16	21.2
29)	St. Louis	91	89	34	38.2	72	79.1	1	20	21.1
30)	Kansas City	75	72	27	37.5	55	73.3	1	21	20.6
31)	Atlanta	79	78	54	69.2	73	92.4	0	10	20.0
32)	Indianapolis	92	92	61	66.3	78	84.8	0	20	19.6
<b>Totals</b>		<b>2572</b>	<b>2483</b>	<b>1120</b>	<b>45.12032</b>	<b>81.8</b>	<b>26</b>	<b>490</b>	<b>22.1</b>	

Note: Average opponent drive start DOES NOT include onside kicks or kickoffs at the end of a half unless either kickoff is returned for a touchdown. All other kickoffs (returned kickoffs, fair catches, touchback and kickoffs out of bounds) are included. Kickoffs resulting in the kicking team retaining possession are not included.

ADJ KO: Adjusted kickoffs are used to compute the Avg. Team Drive Start.

I20: The number of drives that start inside (not including) the 20 yd line.

**NFL / KICKOFFS (Kicking Team)**

Rank	Team	TotKO	AdjKO	TB	TB%	EZ	EZ%	OB	I20	Avg.Start
1)	Cincinnati	80	80	36	45.0	67	83.8	0	23	20.3
2)	Tampa Bay	69	63	37	58.7	57	82.6	1	15	20.3
3)	San Francisco	94	92	47	51.1	82	87.2	0	18	20.6
4)	New England	104	101	41	40.6	80	76.9	2	30	20.8
5)	Denver	70	66	47	71.2	62	88.6	1	7	20.9
6)	New York Jets	81	78	17	21.8	49	60.5	1	26	21.2
7)	Buffalo	79	73	19	26.0	50	63.3	1	19	21.4
8)	Philadelphia	85	82	32	39.0	69	81.2	1	19	21.4
9)	Houston	86	83	38	45.8	70	81.4	0	16	21.4
10)	Pittsburgh	72	71	28	39.4	62	86.1	1	12	21.5
11)	New Orleans	107	103	68	66.0	92	86.0	0	12	21.7
12)	Tennessee	78	76	44	57.9	64	82.1	2	16	21.7
13)	Washington	73	70	32	45.7	50	68.5	3	14	21.8
14)	St. Louis	54	50	15	30.0	47	87.0	1	15	21.9
15)	Jacksonville	65	65	39	60.0	58	89.2	0	9	21.9
16)	Miami	82	80	40	50.0	68	82.9	1	16	22.0
17)	New York Giants	82	79	34	43.0	57	69.5	0	15	22.0
18)	Arizona	74	74	22	29.7	63	85.1	0	22	22.0
19)	Green Bay	110	107	49	45.8	86	78.2	1	16	22.2
20)	Dallas	86	85	33	38.8	61	70.9	1	17	22.2
21)	Indianapolis	63	60	41	68.3	58	92.1	0	3	22.2
22)	Chicago	82	80	43	53.8	63	76.8	3	6	22.3
23)	Carolina	84	77	53	68.8	75	89.3	0	10	22.4
24)	Atlanta	88	86	25	29.1	66	75.0	1	28	22.5
25)	Detroit	97	95	45	47.4	84	86.6	1	20	22.6
26)	San Diego	91	89	32	36.0	73	80.2	0	15	22.8
27)	Cleveland	59	55	10	18.2	39	66.1	1	18	23.0
28)	Kansas City	60	56	31	55.4	44	73.3	1	7	23.1
29)	Seattle	75	73	26	35.6	60	80.0	1	13	23.8
30)	Baltimore	83	81	45	55.6	67	80.7	0	2	23.9
31)	Minnesota	78	77	19	24.7	54	69.2	1	19	24.2
32)	Oakland	81	76	32	42.1	55	67.9	0	12	25.4
<b>Totals</b>		<b>2572</b>	<b>2483</b>	<b>1120</b>	<b>45.12032</b>	<b>81.8</b>	<b>26</b>	<b>490</b>	<b>22.1</b>	

Note: Average team drive start DOES NOT include onside kicks or kickoffs at the end of a half unless either kickoff is returned for a touchdown. All other kickoffs (returned kickoffs, fair catches, touchback and kickoffs out of bounds) are included. Kickoffs resulting in the kicking team retaining possession are not included.

ADJ KO: Adjusted kickoffs are used to compute the Avg. Team Drive Start.

I20: The number of drives that start inside (not including) the 20 yd line.



AFC / SINGLE-GAME HIGHS / PLAYERS

Most Points-- 24, Jones-Drew, Jax vs. T.B., 12/11, (4 td, 0 fg, 0 xp, 0 2pt)  
 Passing Yards-- 517, Brady, N.E. at Miami, 9/12, (32-48, 517, 4 td, 1 int)  
 Longest Pass-- 99, Brady, N.E. at Miami, 9/12, (to Welker, Wes, td)  
 Passing Touchdowns-- 5, Roethlisberger, Pitt. vs. Tenn., 10/9, (24-34, 228, 5 td, 1 int)  
 Rushing Yards-- 204, Rice, Balt. at Clev., 12/4, (29-204, 1 td)  
 Rushing Attempts-- 33, Hardesty, Clev. vs. Sea., 10/23, (33-95, 0 td)  
 Rushing Attempts-- 33, Foster, Hou. vs. Jax , 10/30, (33-112, 1 td)  
 Longest Rush-- 80, Jackson, Buff. at NY-G, 10/16, td  
 Longest Rush-- 80, D. Brown, Ind. vs. Tenn., 12/18, td  
 Receptions-- 16, Welker, N.E. at Buff., 9/25, (16-217, 2 td)  
 Receiving Yards-- 217, Welker, N.E. at Buff., 9/25, (16-217, 2 td)  
 Kickoff Return Yards-- 215, Goodman, S.D. at Oak., 1/1, (6-215, 1 td)  
 Kickoff Returns-- 7, Willis, Denv. at Buff., 12/24, (7-138, 0 td)  
 Longest Kickoff Return-- 107, J. McKnight, NY-J at Balt., 10/2, td  
 Punt Return Yards-- 135, McKelvin, Buff. vs. Denv., 12/24, (3-135, 3 fc, 1 td)  
 Punt Returns-- 8, Cosby, Denv. vs. Chi., 12/11 (OT), (8-73, 2 fc, 0 td)  
 Punt Returns-- 7, Tate, Cin. vs. Buff., 10/2, (7-69, 0 fc, 0 td)  
 Punt Returns-- 7, Jones, Hou. at Jax , 11/27, (7-91, 1 fc, 0 td)  
 Longest Punt Return-- 90, Decker, Denv. vs. Oak., 9/12, td  
 Interceptions-- 2, Weddle, S.D. at K.C., 10/31 (OT), (2-18, 0 td)  
 Interceptions-- 2, (12 times in Non-Overtime Games)  
 Longest Interception Return-- 100, Revis, NY-J vs. Miami, 10/17, td  
 Sacks-- 4.0, (4 times in Non-Overtime Games)  
 Scrimmage Yards-- 242, Bush, Oak. at S.D., 11/10, (Rush 30-157, Rec 3-85)  
 Longest Punt-- 80, Lechler, Oak. vs. Chi., 11/27  
 Punts-- 11, Colquitt, K.C. at Chi., 12/4, (11-447, 40.6)  
 Field Goals Made-- 6, Janikowski, Oak. vs. Chi., 11/27, (6-6, 47 lg)  
 Longest Field Goal-- 63, Janikowski, Oak. at Denv., 9/12

NFC / SINGLE-GAME HIGHS / PLAYERS

Most Points-- 18, Austin, Dal. at S.F., 9/18 (OT), (3 td, 0 fg, 0 xp, 0 2pt)  
 Most Points-- 18, (9 times in Non-Overtime Games)  
 Passing Yards-- 520, Stafford, Det. at G.B., 1/1, (36-59, 520, 5 td, 2 int)  
 Longest Pass-- 99, Manning, NY-G at NY-J, 12/24, (to Cruz, Victor, td)  
 Passing Touchdowns-- 6, Flynn, G.B. vs. Det., 1/1, (31-44, 480, 6 td, 1 int)  
 Rushing Yards-- 253, Murray, Dal. vs. St.L., 10/23, (25-253, 1 td)  
 Rushing Attempts-- 32, Lynch, Sea. vs. Balt., 11/13, (32-109, 1 td)  
 Longest Rush-- 91, Murray, Dal. vs. St.L., 10/23, td  
 Receptions-- 14, Helu, Wash. vs. S.F., 11/6, (14-105, 0 td)  
 Receiving Yards-- 244, Johnson, Det. at G.B., 1/1, (11-244, 1 td)  
 Kickoff Return Yards-- 176, Ginn, S.F. vs. Sea., 9/11, (4-176, 1 td)  
 Kickoff Returns-- 6, (4 times in Non-Overtime Games)  
 Longest Kickoff Return-- 108, Cobb, G.B. vs. N.O., 9/8, td  
 Punt Return Yards-- 127, Peterson, Ariz. vs. St.L., 11/6 (OT), (4-127, 1 fc, 1 td)  
 Punt Return Yards-- 122, Hester, Chi. vs. Det., 11/13, (3-122, 0 fc, 1 td)  
 Punt Returns-- 7, Washington, Sea. at St.L., 11/20, (7-74, 1 fc, 0 td)  
 Longest Punt Return-- 99, Peterson, Ariz. vs. St.L., 11/6 (OT), td  
 Longest Punt Return-- 89, Peterson, Ariz. vs. Car., 9/11, td  
 Interceptions-- 3, Coleman, Phil. at Wash., 10/16, (3-25, 0 td)  
 Longest Interception Return-- 100, Houston, Det. at Denv., 10/30, td  
 Sacks-- 4.0, Ware, Dal. at Phil., 10/30  
 Scrimmage Yards-- 253, Murray, Dal. vs. St.L., 10/23, (Rush 25-253, Rec 0-0)  
 Longest Punt-- 77, Ryan, Sea. at S.F., 9/11  
 Punts-- 11, Podlesh, Chi. at Denv., 12/11 (OT), (11-526, 47.8)  
 Punts-- 10, D. Jones, St.L. vs. Sea., 11/20, (10-441, 44.1)  
 Field Goals Made-- 6, Bailey, Dal. vs. Wash., 9/26, (6-6, 41 lg)  
 Longest Field Goal-- 59, Gano, Wash. vs. S.F., 11/6

NFL / SINGLE-GAME HIGHS / PLAYERS

Most Points-- 24, Jones-Drew, Jax vs. T.B., 12/11, (4 td, 0 fg, 0 xp, 0 2pt)  
 Passing Yards-- 520, Stafford, Det. at G.B., 1/1, (36-59, 520, 5 td, 2 int)  
 Longest Pass-- 99, Brady, N.E. at Miami, 9/12, (to Welker, Wes, td)  
 Longest Pass-- 99, Manning, NY-G at NY-J, 12/24, (to Cruz, Victor, td)  
 Passing Touchdowns-- 6, Flynn, G.B. vs. Det., 1/1, (31-44, 480, 6 td, 1 int)  
 Rushing Yards-- 253, Murray, Dal. vs. St.L., 10/23, (25-253, 1 td)  
 Rushing Attempts-- 33, Hardesty, Clev. vs. Sea., 10/23, (33-95, 0 td)  
 Rushing Attempts-- 33, Foster, Hou. vs. Jax , 10/30, (33-112, 1 td)  
 Longest Rush-- 91, Murray, Dal. vs. St.L., 10/23, td  
 Receptions-- 16, Welker, N.E. at Buff., 9/25, (16-217, 2 td)  
 Receiving Yards-- 244, Johnson, Det. at G.B., 1/1, (11-244, 1 td)  
 Kickoff Return Yards-- 215, Goodman, S.D. at Oak., 1/1, (6-215, 1 td)  
 Kickoff Returns-- 7, Willis, Denv. at Buff., 12/24, (7-138, 0 td)  
 Longest Kickoff Return-- 108, Cobb, G.B. vs. N.O., 9/8, td  
 Punt Return Yards-- 135, McKelvin, Buff. vs. Denv., 12/24, (3-135, 3 fc, 1 td)  
 Punt Returns-- 8, Cosby, Denv. vs. Chi., 12/11 (OT), (8-73, 2 fc, 0 td)  
 Punt Returns-- 7, (3 times in Non-Overtime Games)  
 Longest Punt Return-- 99, Peterson, Ariz. vs. St.L., 11/6 (OT), td  
 Longest Punt Return-- 90, Decker, Denv. vs. Oak., 9/12, td  
 Interceptions-- 3, Coleman, Phil. at Wash., 10/16, (3-25, 0 td)  
 Longest Interception Return-- 100, Revis, NY-J vs. Miami, 10/17, td  
 Longest Interception Return-- 100, Houston, Det. at Denv., 10/30, td  
 Sacks-- 4.0, (5 times in Non-Overtime Games)  
 Scrimmage Yards-- 253, Murray, Dal. vs. St.L., 10/23, (Rush 25-253, Rec 0-0)  
 Longest Punt-- 80, Lechler, Oak. vs. Chi., 11/27  
 Punts-- 11, Podlesh, Chi. at Denv., 12/11 (OT), (11-526, 47.8)  
 Punts-- 11, Colquitt, K.C. at Chi., 12/4, (11-447, 40.6)  
 Field Goals Made-- 6, Bailey, Dal. vs. Wash., 9/26, (6-6, 41 lg)  
 Field Goals Made-- 6, Janikowski, Oak. vs. Chi., 11/27, (6-6, 47 lg)  
 Longest Field Goal-- 63, Janikowski, Oak. at Denv., 9/12



**AFC / LEADING PASSERS**

Player, Team	Pct			Avg		Pct			Pct Rating		
	Att	Comp	Yds	Gain	TD	TD	Long	Int	Int	Points	
Brady, N.E.	611	401	65.6	5235	8.57	39	6.4	99t	12	2.0	105.6
Schaub, Hou.	292	178	61.0	2479	8.49	15	5.1	80t	6	2.1	96.8
Roethlisberger, Pit.	513	324	63.2	4077	7.95	21	4.1	95t	14	2.7	90.1
Rivers, S.D.	582	366	62.9	4624	7.95	27	4.6	58	20	3.4	88.7
Mat. Moore, Mia.	347	210	60.5	2497	7.20	16	4.6	65t	9	2.6	87.1
Hasselbeck, Ten.	518	319	61.6	3571	6.89	18	3.5	80t	14	2.7	82.4
Flacco, Bal.	542	312	57.6	3610	6.66	20	3.7	74t	12	2.2	80.9
Palmer, Oak.	328	199	60.7	2753	8.39	13	4.0	78	16	4.9	80.5
*Dalton, Cin.	516	300	58.1	3398	6.59	20	3.9	84	13	2.5	80.4
Fitzpatrick, Buf.	569	353	62.0	3832	6.73	24	4.2	60t	23	4.0	79.1
Sanchez, NY-J	543	308	56.7	3474	6.40	26	4.8	74	18	3.3	78.2
Orton, Den.-K.C.	252	150	59.5	1758	6.98	9	3.6	52t	9	3.6	77.8
Cassel, K.C.	269	160	59.5	1713	6.37	10	3.7	52t	9	3.3	76.6
McCoy, Cle.	463	265	57.2	2733	5.90	14	3.0	56	11	2.4	74.6
Tebow, Den.	271	126	46.5	1729	6.38	12	4.4	56t	6	2.2	72.9
Painter, Ind.	243	132	54.3	1541	6.34	6	2.5	87t	9	3.7	66.6
*Gabbert, Jac.	413	210	50.8	2214	5.36	12	2.9	74t	11	2.7	65.4

**AFC / RANKS**

Player, Team	Pct			Avg		Pct			Pct Rating	
	Att	Comp	Yds	Gain	TD	TD	Long	Int	Int	Points
Brady, N.E.	1	1	1	1	1	1	1	9t	1	1
Schaub, Hou.	13	13	6	12	2	10	2	1t	2	2
Roethlisberger, Pit.	8	4	2	3	4	5	8	12t	10	3
Rivers, S.D.	2	2	3	2	5	2	4	16	13	4
Mat. Moore, Mia.	11	10t	8	11	6	9	5	3t	7	5
Hasselbeck, Ten.	6	5	5	6	8	8	14	12t	9	6
Flacco, Bal.	5	6	12	5	10	6t	12	9t	3t	7
Palmer, Oak.	12	12	7	9	3	12	9	14	17	8
*Dalton, Cin.	7	8	11	8	11	6t	10	11	6	9
Fitzpatrick, Buf.	3	3	4	4	9	4	7	17	16	10
Sanchez, NY-J	4	7	14	7	12	3	3	15	11	11
Orton, Den.-K.C.	16	15	9	14	7	16	13	3t	14	12
Cassel, K.C.	15	14	10	16	14	15	11	3t	12	13
McCoy, Cle.	9	9	13	10	16	11	15	7t	5	14
Tebow, Den.	14	17	17	15	13	13t	6	1t	3t	15
Painter, Ind.	17	16	15	17	15	17t	17	3t	15	16
*Gabbert, Jac.	10	10t	16	13	17	13t	16	7t	8	17

**NFC / LEADING PASSERS**

Player, Team	Pct			Avg		Pct			Pct Rating		
	Att	Comp	Yds	Gain	TD	TD	Long	Int	Int	Points	
Rodgers, G.B.	502	343	68.3	4643	9.25	45	9.0	93t	6	1.2	122.5
Brees, N.O.	657	468	71.2	5476	8.33	46	7.0	79t	14	2.1	110.6
Romo, Dal.	522	346	66.3	4184	8.02	31	5.9	77	10	1.9	102.5
Stafford, Det.	663	421	63.5	5038	7.60	41	6.2	73t	16	2.4	97.2
Manning, NY-G	589	359	61.0	4933	8.38	29	4.9	99t	16	2.7	92.9
Ryan, Atl.	566	347	61.3	4177	7.38	29	5.1	80t	12	2.1	92.2
Ale. Smith, S.F.	446	274	61.4	3150	7.06	17	3.8	56t	5	1.1	90.7
Cutler, Chi.	314	182	58.0	2319	7.39	13	4.1	56t	7	2.2	85.7
Vick, Phi.	423	253	59.8	3303	7.81	18	4.3	73	14	3.3	84.9
*Newton, Car.	517	310	60.0	4051	7.84	21	4.1	91t	17	3.3	84.5
Kolb, Ariz	253	146	57.7	1955	7.73	9	3.6	73t	8	3.2	81.1
Jackson, Sea.	450	271	60.2	3091	6.87	14	3.1	61t	13	2.9	79.2
Freeman, T.B.	551	346	62.8	3592	6.52	16	2.9	65t	22	4.0	74.6
Grossman, Was.	458	265	57.9	3151	6.88	16	3.5	51	20	4.4	72.4
Bradford, St.L	357	191	53.5	2164	6.06	6	1.7	68	6	1.7	70.5
*Ponder, Min.	291	158	54.3	1853	6.37	13	4.5	72	13	4.5	70.1
J. Skelton, Ariz	275	151	54.9	1913	6.96	11	4.0	60t	14	5.1	68.9

**NFC / LEADING PASSERS, RANKS**

Player, Team	Pct			Avg		Pct			Pct Rating	
	Att	Comp	Yds	Gain	TD	TD	Long	Int	Int	Points
Rodgers, G.B.	8	7	2	4	1	2	1	2t	2	1
Brees, N.O.	2	1	1	1	3	1	2	10t	6	2
Romo, Dal.	6	5t	3	5	4	4	4	6	4	3
Stafford, Det.	1	2	4	2	8	3	3	13t	8	4
Manning, NY-G	3	3	8	3	2	5t	6	13t	9	5
Ryan, Atl.	4	4	7	6	10	5t	5	7	5	6
Ale. Smith, S.F.	11	9	6	11	11	9	12	1	1	7
Cutler, Chi.	14	14	12	13	9	13t	9	4	7	8
Vick, Phi.	12	12	11	9	6	8	8	10t	13	9
*Newton, Car.	7	8	10	7	5	7	10	15	12	10
Kolb, Ariz	17	17	14	15	7	16	13	5	11	11
Jackson, Sea.	10	10	9	12	14	12	15	8t	10	12
Freeman, T.B.	5	5t	5	8	15	10t	16	17	14	13
Grossman, Was.	9	11	13	10	13	10t	14	16	15	14
Bradford, St.L	13	13	17	14	17	17t	17	2t	3	15
*Ponder, Min.	15	15	16	17	16	13t	7	8t	16	16
J. Skelton, Ariz	16	16	15	16	12	15	11	10t	17	17

**NFL / LEADING PASSERS**

Player, Team	Pct			Avg		Pct			Pct Rating		
	Att	Comp	Yds	Gain	TD	TD	Long	Int	Int	Points	
Rodgers, G.B.	502	343	68.3	4643	9.25	45	9.0	93t	6	1.2	122.5
Brees, N.O.	657	468	71.2	5476	8.33	46	7.0	79t	14	2.1	110.6
Brady, N.E.	611	401	65.6	5235	8.57	39	6.4	99t	12	2.0	105.6
Romo, Dal.	522	346	66.3	4184	8.02	31	5.9	77	10	1.9	102.5
Stafford, Det.	663	421	63.5	5038	7.60	41	6.2	73t	16	2.4	97.2
Schaub, Hou.	292	178	61.0	2479	8.49	15	5.1	80t	6	2.1	96.8
Manning, NY-G	589	359	61.0	4933	8.38	29	4.9	99t	16	2.7	92.9
Ryan, Atl.	566	347	61.3	4177	7.38	29	5.1	80t	12	2.1	92.2
Ale. Smith, S.F.	446	274	61.4	3150	7.06	17	3.8	56t	5	1.1	90.7





Roethlisberger, Pit.	513	324	63.2	4077	7.95	21	4.1	95t	14	2.7	90.1
Rivers, S.D.	582	366	62.9	4624	7.95	27	4.6	58	20	3.4	88.7
Mat. Moore, Mia.	347	210	60.5	2497	7.20	16	4.6	65t	9	2.6	87.1
Cutler, Chi.	314	182	58.0	2319	7.39	13	4.1	56t	7	2.2	85.7
Vick, Phi.	423	253	59.8	3303	7.81	18	4.3	73	14	3.3	84.9
*Newton, Car.	517	310	60.0	4051	7.84	21	4.1	91t	17	3.3	84.5
Hasselbeck, Ten.	518	319	61.6	3571	6.89	18	3.5	80t	14	2.7	82.4
Kolb, Ariz	253	146	57.7	1955	7.73	9	3.6	73t	8	3.2	81.1
Flacco, Bal.	542	312	57.6	3610	6.66	20	3.7	74t	12	2.2	80.9
Palmer, Oak.	328	199	60.7	2753	8.39	13	4.0	78	16	4.9	80.5
*Dalton, Cin.	516	300	58.1	3398	6.59	20	3.9	84	13	2.5	80.4
Jackson, Sea.	450	271	60.2	3091	6.87	14	3.1	61t	13	2.9	79.2
Fitzpatrick, Buf.	569	353	62.0	3832	6.73	24	4.2	60t	23	4.0	79.1
Sanchez, NY-J	543	308	56.7	3474	6.40	26	6.40	26	18	3.3	78.2
Orton, Den.-K.C.	252	150	59.5	1758	6.98	9	3.6	52t	9	3.6	77.8
Cassel, K.C.	269	160	59.5	1713	6.37	10	3.7	52t	9	3.3	76.6
Freeman, T.B.	551	346	62.8	3592	6.52	16	2.9	65t	22	4.0	74.6
McCoy, Cle.	463	265	57.2	2733	5.90	14	3.0	56	11	2.4	74.6
Tebow, Den.	271	126	46.5	1729	6.38	12	4.4	56t	6	2.2	72.9
Grossman, Was.	458	265	57.9	3151	6.88	16	3.5	51	20	4.4	72.4
Bradford, St.L	357	191	53.5	2164	6.06	6	1.7	68	6	1.7	70.5
*Ponder, Min.	291	158	54.3	1853	6.37	13	4.5	72	13	4.5	70.1
J. Skelton, Ariz	275	151	54.9	1913	6.96	11	4.0	60t	14	5.1	68.9
Painter, Ind.	243	132	54.3	1541	6.34	6	2.5	87t	9	3.7	66.6
*Gabbert, Jac.	413	210	50.8	2214	5.36	12	2.9	74t	11	2.7	65.4

**NFL / LEADING PASSERS, RANKS**

Player, Team	Att	Comp	Pct	Yds	Avg	Pct	TD	Long	Int	Pct	Rating
			Comp		Gain	TD			Int	Int	Points
Rodgers, G.B.	16	10	2	5	1	2	1		2t	2	1
Brees, N.O.	2	1	1	1	6	1	2		21t	8	2
Brady, N.E.	3	3	4	2	2	4	3		15t	5	3
Romo, Dal.	11	8t	3	7	7	5	5		12	4	4
Stafford, Det.	1	2	5	3	13	3	4		26t	13	5
Schaub, Hou.	27	27	13	24	3	21	6		2t	6	6
Manning, NY-G	4	5	14	4	5	6t	8		26t	18	7
Ryan, Atl.	7	7	12	8	15	6t	7		15t	7	8
Ale. Smith, S.F.	20	17	11	19	17	17	22		1	1	9
Roethlisberger, Pit.	15	11	6	9	8	11t	17		21t	19	10
Rivers, S.D.	5	4	7	6	9	8	10		31t	26	11
Mat. Moore, Mia.	24	22t	16	23	16	18t	11		8t	15	12
Cutler, Chi.	26	26	23	25	14	24t	16		6	11	13
Vick, Phi.	21	21	19	17	11	15t	14		21t	23	14
*Newton, Car.	13	14	18	10	10	11t	18		29	22	15
Hasselbeck, Ten.	12	12	10	14	20	15t	28		21t	17	16
Kolb, Ariz	32	32	25	28	12	31t	26		7	21	17
Flacco, Bal.	10	13	26	12	24	13t	24		15t	9t	18
Palmer, Oak.	25	24	15	21	4	24t	20		26t	33	19
*Dalton, Cin.	14	16	22	16	25	13t	21		18t	14	20
Jackson, Sea.	19	18	17	20	22	22t	29		18t	20	21
Fitzpatrick, Buf.	6	6	9	11	23	10	15		34	30	22
Sanchez, NY-J	9	15	28	15	27	9	9		30	24	23
Orton, Den.-K.C.	33	31	20	31	18	31t	25		8t	27	24
Cassel, K.C.	31	28	21	33	29	30	23		8t	25	25
Freeman, T.B.	8	8t	8	13	26	18t	32		33	29	26
McCoy, Cle.	17	19t	27	22	33	22t	30		13t	12	27
Tebow, Den.	30	34	34	32	28	27t	13		2t	9t	28
Grossman, Was.	18	19t	24	18	21	18t	27		31t	31	29
Bradford, St.L	23	25	32	27	32	33t	34		2t	3	30
*Ponder, Min.	28	29	31	30	30	24t	12		18t	32	31
J. Skelton, Ariz	29	30	29	29	19	29	19		21t	34	32
Painter, Ind.	34	33	30	34	31	33t	33		8t	28	33
*Gabbert, Jac.	22	22t	33	26	34	27t	31		13t	16	34

**AFC / FOURTH-QUARTER PASSING LEADERS**

Rank	Player, Team	Att	Comp	Comp%	Yards	YPA	TD	TD%	Int	Int%	Rating
1)	Brady, N.E.	143	95	66.4	1223	8.55	11	7.7	4	2.8	107.1
2)	J. Campbell, Oak.	41	24	58.5	404	9.85	4	9.8	2	4.9	104.1
3)	*Locker, Ten.	48	26	54.2	362	7.54	3	6.3	0	0.0	99.5
4)	Orlovsky, Ind.	92	62	67.4	688	7.48	5	5.4	2	2.2	98.5
5)	Tebow, Den.	117	63	53.8	961	8.21	6	5.1	4	3.4	84.0
6)	Sanchez, NY-J	148	80	54.1	994	6.72	10	6.8	5	3.4	83.6
7)	Fitzpatrick, Buf.	147	92	62.6	987	6.71	7	4.8	6	4.1	81.1
8)	Orton, Den.-K.C.	65	38	58.5	534	8.22	4	6.2	4	6.2	79.9
9)	Hasselbeck, Ten.	127	77	60.6	838	6.60	6	4.7	5	3.9	79.4
10)	McCoy, Cle.	160	94	58.8	827	5.17	7	4.4	3	1.9	79.3
11)	Flacco, Bal.	113	64	56.6	717	6.35	6	5.3	4	3.5	78.7
12)	Roethlisberger, Pit.	114	64	56.1	850	7.46	3	2.6	4	3.5	74.1
13)	Rivers, S.D.	144	84	58.3	1023	7.10	7	4.9	8	5.6	73.4
14)	Palko, K.C.	52	33	63.5	326	6.27	1	1.9	2	3.8	71.5
15)	Schaub, Hou.	65	33	50.8	447	6.88	3	4.6	3	4.6	69.2
16)	Mat. Moore, Mia.	68	40	58.8	449	6.60	3	4.4	4	5.9	68.8
17)	Palmer, Oak.	93	53	57.0	750	8.06	4	4.3	7	7.5	66.2
18)	*Gabbert, Jac.	129	65	50.4	726	5.63	3	2.3	3	2.3	65.6
19)	Cassel, K.C.	75	41	54.7	477	6.36	3	4.0	4	5.3	65.3
20)	*Dalton, Cin.	136	68	50.0	872	6.41	3	2.2	6	4.4	59.4
21)	Henne, Mia.	42	18	42.9	230	5.48	1	2.4	2	4.8	48.7
22)	Painter, Ind.	86	42	48.8	497	5.78	2	2.3	6	7.0	45.5

**NFC / FOURTH-QUARTER PASSING LEADERS**

Rank	Player, Team	Att	Comp	Comp%	Yards	YPA	TD	TD%	Int	Int%	Rating
1)	Rodgers, G.B.	98	67	68.4	899	9.17	10	10.2	4	4.1	114.3
2)	Manning, NY-G	182	120	65.9	1715	9.42	15	8.2	6	3.3	110.0
3)	Romo, Dal.	148	91	61.5	1215	8.21	10	6.8	2	1.4	104.4
4)	Brees, N.O.	152	98	64.5	1164	7.66	11	7.2	3	2.0	103.6



5)	Ale. Smith, S.F.	71	43	60.6	500	7.04	4	5.6	1	1.4	94.8
6)	Stafford, Det.	168	102	60.7	1110	6.61	11	6.5	4	2.4	92.1
7)	J. Skelton, Ariz	98	56	57.1	752	7.67	6	6.1	3	3.1	89.3
8)	Jackson, Sea.	119	76	63.9	882	7.41	5	4.2	4	3.4	86.2
9)	Ryan, Atl.	168	101	60.1	1213	7.22	6	3.6	4	2.4	84.3
10)	Freeman, T.B.	171	109	63.7	1077	6.30	9	5.3	7	4.1	81.9
11)	McNabb, Min.	42	23	54.8	235	5.60	1	2.4	0	0.0	79.0
12)	*Newton, Car.	160	90	56.3	1229	7.68	5	3.1	5	3.1	78.4
13)	Webb, Min.	41	23	56.1	230	5.61	2	4.9	1	2.4	78.3
14)	Vick, Phi.	82	49	59.8	568	6.93	3	3.7	3	3.7	77.7
15)	*Ponder, Min.	97	46	47.4	612	6.31	6	6.2	3	3.1	75.6
16)	Beck, Was.	61	39	63.9	422	6.92	2	3.3	3	4.9	74.6
17)	Kolb, Ariz	75	38	50.7	594	7.92	3	4.0	3	4.0	74.0
18)	Bradford, St.L	108	59	54.6	588	5.44	2	1.9	1	0.9	72.6
19)	Grossman, Was.	134	74	55.2	783	5.84	4	3.0	7	5.2	60.6
20)	Cutler, Chi.	81	47	58.0	536	6.62	2	2.5	5	6.2	60.5

**NFL / FOURTH-QUARTER PASSING LEADERS**

Rank	Player, Team	Att	Comp	Comp%	Yards	YPA	TD	TD%	Int	Int%	Rating
1)	Rodgers, G.B.	98	67	68.4	899	9.17	10	10.2	4	4.1	114.3
2)	Manning, NY-G	182	120	65.9	1715	9.42	15	8.2	6	3.3	110.0
3)	Brady, N.E.	143	95	66.4	1223	8.55	11	7.7	4	2.8	107.1
4)	Romo, Dal.	148	91	61.5	1215	8.21	10	6.8	2	1.4	104.4
5)	J. Campbell, Oak.	41	24	58.5	404	9.85	4	9.8	2	4.9	104.1
6)	Brees, N.O.	152	98	64.5	1164	7.66	11	7.2	3	2.0	103.6
7)	*Locker, Ten.	48	26	54.2	362	7.54	3	6.3	0	0.0	99.5
8)	Orlovsky, Ind.	92	62	67.4	688	7.48	5	5.4	2	2.2	98.5
9)	Ale. Smith, S.F.	71	43	60.6	500	7.04	4	5.6	1	1.4	94.8
10)	Stafford, Det.	168	102	60.7	1110	6.61	11	6.5	4	2.4	92.1
11)	J. Skelton, Ariz	98	56	57.1	752	7.67	6	6.1	3	3.1	89.3
12)	Jackson, Sea.	119	76	63.9	882	7.41	5	4.2	4	3.4	86.2
13)	Ryan, Atl.	168	101	60.1	1213	7.22	6	3.6	4	2.4	84.3
14)	Tebow, Den.	117	63	53.8	961	8.21	6	5.1	4	3.4	84.0
15)	Sanchez, NY-J	148	80	54.1	994	6.72	10	6.8	5	3.4	83.6
16)	Freeman, T.B.	171	109	63.7	1077	6.30	9	5.3	7	4.1	81.9
17)	Fitzpatrick, Buf.	147	92	62.6	987	6.71	7	4.8	6	4.1	81.1
18)	Orton, Den.-K.C.	65	38	58.5	534	8.22	4	6.2	4	6.2	79.9
19)	Hasselbeck, Ten.	127	77	60.6	838	6.60	6	4.7	5	3.9	79.4
20)	McCoy, Cle.	160	94	58.8	827	5.17	7	4.4	3	1.9	79.3
21)	McNabb, Min.	42	23	54.8	235	5.60	1	2.4	0	0.0	79.0
22)	Flacco, Bal.	113	64	56.6	717	6.35	6	5.3	4	3.5	78.7
23)	*Newton, Car.	160	90	56.3	1229	7.68	5	3.1	5	3.1	78.4
24)	Webb, Min.	41	23	56.1	230	5.61	2	4.9	1	2.4	78.3
25)	Vick, Phi.	82	49	59.8	568	6.93	3	3.7	3	3.7	77.7
26)	*Ponder, Min.	97	46	47.4	612	6.31	6	6.2	3	3.1	75.6
27)	Beck, Was.	61	39	63.9	422	6.92	2	3.3	3	4.9	74.6
28)	Roethlisberger, Pit.	114	64	56.1	850	7.46	3	2.6	4	3.5	74.1
29)	Kolb, Ariz	75	38	50.7	594	7.92	3	4.0	3	4.0	74.0
30)	Rivers, S.D.	144	84	58.3	1023	7.10	7	4.9	8	5.6	73.4
31)	Bradford, St.L	108	59	54.6	588	5.44	2	1.9	1	0.9	72.6
32)	Palko, K.C.	52	33	63.5	326	6.27	1	1.9	2	3.8	71.5
33)	Schaub, Hou.	65	33	50.8	447	6.88	3	4.6	3	4.6	69.2
34)	Mat. Moore, Mia.	68	40	58.8	449	6.60	3	4.4	4	5.9	68.8
35)	Palmer, Oak.	93	53	57.0	750	8.06	4	4.3	7	7.5	66.2
36)	*Gabbert, Jac.	129	65	50.4	726	5.63	3	2.3	3	2.3	65.6
37)	Cassel, K.C.	75	41	54.7	477	6.36	3	4.0	4	5.3	65.3
38)	Grossman, Was.	134	74	55.2	783	5.84	4	3.0	7	5.2	60.6
39)	Cutler, Chi.	81	47	58.0	536	6.62	2	2.5	5	6.2	60.5
40)	*Dalton, Cin.	136	68	50.0	872	6.41	3	2.2	6	4.4	59.4
41)	Henne, Mia.	42	18	42.9	230	5.48	1	2.4	2	4.8	48.7
42)	Painter, Ind.	86	42	48.8	497	5.78	2	2.3	6	7.0	45.5

**AFC / THIRD-DOWN PASSING LEADERS**

Rank	Player, Team	Att	Comp	Comp%	Yards	YPA	TD	TD%	Int	Int%	Rating
1)	Roethlisberger, Pit.	140	87	62.1	1211	8.65	7	5.0	3	2.1	97.6
2)	Brady, N.E.	139	80	57.6	1012	7.28	9	6.5	2	1.4	96.0
3)	Rivers, S.D.	157	97	61.8	1281	8.16	10	6.4	8	5.1	87.6
4)	Hasselbeck, Ten.	169	104	61.5	1160	6.86	6	3.6	3	1.8	86.4
5)	*Dalton, Cin.	154	78	50.6	881	5.72	10	6.5	2	1.3	84.4
6)	Cassel, K.C.	82	52	63.4	595	7.26	2	2.4	2	2.4	83.1
7)	Schaub, Hou.	92	52	56.5	683	7.42	3	3.3	2	2.2	81.9
8)	Mat. Moore, Mia.	107	60	56.1	746	6.97	5	4.7	3	2.8	81.8
9)	Flacco, Bal.	163	91	55.8	1197	7.34	7	4.3	5	3.1	80.7
10)	*Gabbert, Jac.	132	72	54.5	795	6.02	6	4.5	3	2.3	78.3
11)	McCoy, Cle.	143	81	56.6	845	5.91	6	4.2	4	2.8	76.2
12)	Sanchez, NY-J	151	80	53.0	884	5.85	8	5.3	5	3.3	74.5
13)	Fitzpatrick, Buf.	146	82	56.2	942	6.45	6	4.1	6	4.1	72.3
14)	Palmer, Oak.	87	47	54.0	484	5.56	3	3.4	4	4.6	62.6

**NFC / THIRD-DOWN PASSING LEADERS**

Rank	Player, Team	Att	Comp	Comp%	Yards	YPA	TD	TD%	Int	Int%	Rating
1)	Brees, N.O.	151	109	72.2	1440	9.54	14	9.3	2	1.3	127.4
2)	Rodgers, G.B.	122	80	65.6	1136	9.31	9	7.4	2	1.6	113.3
3)	Manning, NY-G	154	88	57.1	1565	10.16	13	8.4	4	2.6	109.4
4)	Romo, Dal.	135	78	57.8	1053	7.80	13	9.6	3	2.2	105.6
5)	Ryan, Atl.	164	105	64.0	1211	7.38	10	6.1	3	1.8	98.9
6)	*Newton, Car.	115	65	56.5	869	7.56	8	7.0	4	3.5	89.4
7)	Cutler, Chi.	96	51	53.1	640	6.67	3	3.1	1	1.0	80.2
8)	Stafford, Det.	174	90	51.7	1117	6.42	10	5.7	6	3.4	76.7
9)	Ale. Smith, S.F.	128	70	54.7	832	6.50	3	2.3	2	1.6	76.0
10)	Freeman, T.B.	150	92	61.3	1009	6.73	5	3.3	6	4.0	75.7
11)	Bradford, St.L	104	50	48.1	580	5.58	3	2.9	0	0.0	75.0
12)	*Ponder, Min.	91	52	57.1	657	7.22	2	2.2	3	3.3	73.4
13)	Vick, Phi.	103	58	56.3	745	7.23	5	4.9	6	5.8	71.1
14)	Jackson, Sea.	145	77	53.1	930	6.41	3	2.1	5	3.4	65.6



15) Grossman, Was. 143 69 48.3 883 6.17 7 4.9 7 4.9 63.9

**NFL / THIRD-DOWN PASSING LEADERS**

Rank	Player, Team	Att	Comp	Comp%	Yards	YPA	TD	TD%	Int	Int%	Rating
1)	Brees, N.O.	151	109	72.2	1440	9.54	14	9.3	2	1.3	127.4
2)	Rodgers, G.B.	122	80	65.6	1136	9.31	9	7.4	2	1.6	113.3
3)	Manning, NY-G	154	88	57.1	1565	10.16	13	8.4	4	2.6	109.4
4)	Romo, Dal.	135	78	57.8	1053	7.80	13	9.6	3	2.2	105.6
5)	Ryan, Atl.	164	105	64.0	1211	7.38	10	6.1	3	1.8	98.9
6)	Roethlisberger, Pit.	140	87	62.1	1211	8.65	7	5.0	3	2.1	97.6
7)	Brady, N.E.	139	80	57.6	1012	7.28	9	6.5	2	1.4	96.0
8)	*Newton, Car.	115	65	56.5	869	7.56	8	7.0	4	3.5	89.4
9)	Rivers, S.D.	157	97	61.8	1281	8.16	10	6.4	8	5.1	87.6
10)	Hasselbeck, Ten.	169	104	61.5	1160	6.86	6	3.6	3	1.8	86.4
11)	*Dalton, Cin.	154	78	50.6	881	5.72	10	6.5	2	1.3	84.4
12)	Cassel, K.C.	82	52	63.4	595	7.26	2	2.4	2	2.4	83.1
13)	Schaub, Hou.	92	52	56.5	683	7.42	3	3.3	2	2.2	81.9
14)	Mat. Moore, Mia.	107	60	56.1	746	6.97	5	4.7	3	2.8	81.8
15)	Flacco, Bal.	163	91	55.8	1197	7.34	7	4.3	5	3.1	80.7
16)	Cutler, Chi.	96	51	53.1	640	6.67	3	3.1	1	1.0	80.2
17)	*Gabbert, Jac.	132	72	54.5	795	6.02	6	4.5	3	2.3	78.3
18)	Stafford, Det.	174	90	51.7	1117	6.42	10	5.7	6	3.4	76.7
19)	McCoy, Cle.	143	81	56.6	845	5.91	6	4.2	4	2.8	76.2
20)	Ale. Smith, S.F.	128	70	54.7	832	6.50	3	2.3	2	1.6	76.0
21)	Freeman, T.B.	150	92	61.3	1009	6.73	5	3.3	6	4.0	75.7
22)	Bradford, St.L	104	50	48.1	580	5.58	3	2.9	0	0.0	75.0
23)	Sanchez, NY-J	151	80	53.0	884	5.85	8	5.3	5	3.3	74.5
24)	*Ponder, Min.	91	52	57.1	657	7.22	2	2.2	3	3.3	73.4
25)	Fitzpatrick, Buf.	146	82	56.2	942	6.45	6	4.1	6	4.1	72.3
26)	Vick, Phi.	103	58	56.3	745	7.23	5	4.9	6	5.8	71.1
27)	Jackson, Sea.	145	77	53.1	930	6.41	3	2.1	5	3.4	65.6
28)	Grossman, Was.	143	69	48.3	883	6.17	7	4.9	7	4.9	63.9
29)	Palmer, Oak.	87	47	54.0	484	5.56	3	3.4	4	4.6	62.6

**AFC / LEADING RUSHERS**

Rank	Player, Team	Att	Yards	Avg	Long	TD
1)	Jones-Drew, Jac.	343	1606	4.7	56	8
2)	Rice, Bal.	291	1364	4.7	70t	12
3)	Foster, Hou.	278	1224	4.4	43	10
4)	McGahee, Den.	249	1199	4.8	60t	4
5)	Mathews, S.D.	222	1091	4.9	39	6
6)	Bush, Mia.	216	1086	5.0	76t	6
7)	Benson, Cin.	273	1067	3.9	42	6
8)	Greene, NY-J	253	1054	4.2	31	6
9)	C. Johnson, Ten.	262	1047	4.0	48t	4
10)	Bush, Oak.	256	977	3.8	44	7
11)	Tate, Hou.	175	942	5.4	56	4
12)	Jackson, Buf.	170	934	5.5	80t	6
13)	Mendenhall, Pit.	228	928	4.1	68	9
14)	Green-Ellis, N.E.	181	667	3.7	18	11
15)	Tebow, Den. (QB)	122	660	5.4	32	6
16)	D. Brown, Ind.	134	645	4.8	80t	5
17)	McFadden, Oak.	113	614	5.4	70t	4
18)	Battle, K.C.	149	597	4.0	34	2
19)	Hillis, Cle.	161	587	3.6	24t	3
20)	*Thomas, Mia.	165	581	3.5	28	0
21)	Spiller, Buf.	107	561	5.2	38	4
22)	McCluster, K.C.	114	516	4.5	32	1
23)	Tolbert, S.D.	121	490	4.0	40	8
24)	Redman, Pit.	110	479	4.4	27	3
25)	Jones, K.C.	153	478	3.1	26	0
26)	R. Williams, Bal.	108	444	4.1	28	2
27)	*Ridley, N.E.	87	441	5.1	33t	1
28)	Addai, Ind.	118	433	3.7	16	1
29)	Ball, Den.	96	402	4.2	34	1
30)	Scott, Cin.	112	380	3.4	25t	3
31)	*Carter, Ind.	101	377	3.7	42	2
32)	Woodhead, N.E.	77	351	4.6	12	1
33)	Ogbonnaya, Hou.-Cle.	76	340	4.5	40	1
34)	Tomlinson, NY-J	75	280	3.7	20	1
35)	Hardesty, Cle.	88	266	3.0	19	0
36)	Fitzpatrick, Buf. (QB)	56	215	3.8	18	0
37)	McCoy, Cle. (QB)	61	212	3.5	20	0
38)	Ringer, Ten.	59	185	3.1	25	1
39)	Moreno, Den.	37	179	4.8	24	0
40)	Moore, Pit.	22	157	7.1	21	0
41)	Ward, Hou.	45	154	3.4	15	2
42t)	Choice, Dal.-Was.-Buf.	57	152	2.7	14	1
42t)	*Dalton, Cin. (QB)	37	152	4.1	17	1
44)	J. McKnight, NY-J	43	134	3.1	11	0
45)	Karim, Jac.	63	130	2.1	14	0
46)	Dwyer, Pit.	16	123	7.7	76	0
47t)	Henne, Mia. (QB)	15	112	7.5	20	1
47t)	Reece, Oak.	17	112	6.6	26	0
49)	Brady, N.E. (QB)	43	109	2.5	13	3
50)	Painter, Ind. (QB)	17	107	6.3	24	0

**NFC / LEADING RUSHERS**

Rank	Player, Team	Att	Yards	Avg	Long	TD
1)	Turner, Atl.	301	1340	4.5	81t	11
2)	McCoy, Phi.	273	1309	4.8	60	17
3)	Gore, S.F.	282	1211	4.3	55	8
4)	Lynch, Sea.	285	1204	4.2	47	12
5)	S. Jackson, St.L	260	1145	4.4	47t	5
6)	Wells, Ariz	245	1047	4.3	71	10

7)	Forte, Chi.	203	997	4.9	46	3
8)	Peterson, Min.	208	970	4.7	54	12
9)	*Murray, Dal.	164	897	5.5	91t	2
10)	D. Williams, Car.	155	836	5.4	74t	7
11)	Blount, T.B.	184	781	4.2	54t	5
12)	Stewart, Car.	142	761	5.4	32	4
13)	*Newton, Car. (QB)	126	706	5.6	49t	14
14)	Bradshaw, NY-G	171	659	3.9	37	9
15)	*Helu, Was.	151	640	4.2	28t	2
16)	Sproules, N.O.	87	603	6.9	36	2
17)	Vick, Phi. (QB)	76	589	7.8	53	1
18)	Starks, G.B.	133	578	4.3	40	1
19)	F. Jones, Dal.	127	575	4.5	40	1
20)	Jacobs, NY-G	152	571	3.8	28	7
21)	P. Thomas, N.O.	110	562	5.1	33	5
22)	Grant, G.B.	134	559	4.2	47t	2
23)	Gerhart, Min.	109	531	4.9	67	1
24)	*Ingram, N.O.	122	474	3.9	35t	5
25)	*Hunter, S.F.	112	473	4.2	44	2
26)	Barber, Chi.	114	422	3.7	29	6
27)	Best, Det.	84	390	4.6	88t	2
28)	Ivory, N.O.	79	374	4.7	35t	1
29)	C. Williams, St.L	87	361	4.1	23	1
30)	K. Smith, Det.	72	356	4.9	43	4
31)	Harvin, Min. (WR)	52	345	6.6	39	2
32)	Bell, Chi.	79	337	4.3	26	0
33)	*Royster, Was.	56	328	5.9	28	0
34)	Hightower, Was.	84	321	3.8	22	1
35)	Morris, Det.	80	316	4.0	31	1
36)	Rodgers, G.B. (QB)	60	257	4.3	25	3
37)	Washington, Sea.	53	248	4.7	48t	1
38)	Freeman, T.B. (QB)	55	238	4.3	25	4
39)	*Ponder, Min. (QB)	28	219	7.8	28	0
40)	Graham, T.B.	37	206	5.6	34	0
41)	*Rodgers, Atl.	57	205	3.6	13	1
42)	Torain, Was.	59	200	3.4	39	1
43)	K. Williams, Det.	58	195	3.4	18	2
44)	Ale. Smith, S.F. (QB)	52	179	3.4	14	2
45)	Stephens-Howling, Ariz	43	167	3.9	39	0
46)	Ware, NY-G	46	163	3.5	17	0
47)	Webb, Min. (QB)	22	154	7.0	65t	2
48)	Snelling, Atl.	44	151	3.4	18	0
49)	Forsett, Sea.	46	145	3.2	22t	1
50)	Brown, Phi.	42	136	3.2	15	1

**NFL / LEADING RUSHERS**

Rank	Player, Team	Att	Yards	Avg	Long	TD
1)	Jones-Drew, Jac.	343	1606	4.7	56	8
2)	Rice, Bal.	291	1364	4.7	70t	12
3)	Turner, Atl.	301	1340	4.5	81t	11
4)	McCoy, Phi.	273	1309	4.8	60	17
5)	Foster, Hou.	278	1224	4.4	43	10
6)	Gore, S.F.	282	1211	4.3	55	8
7)	Lynch, Sea.	285	1204	4.2	47	12
8)	McGahee, Den.	249	1199	4.8	60t	4
9)	S. Jackson, St.L	260	1145	4.4	47t	5
10)	Mathews, S.D.	222	1091	4.9	39	6
11)	Bush, Mia.	216	1086	5.0	76t	6
12)	Benson, Cin.	273	1067	3.9	42	6
13)	Greene, NY-J	253	1054	4.2	31	6
14t)	C. Johnson, Ten.	262	1047	4.0	48t	4



14t)	Wells, Ariz	245	1047	4.3	71	10
16)	Forte, Chi.	203	997	4.9	46	3
17)	Bush, Oak.	256	977	3.8	44	7
18)	Peterson, Min.	208	970	4.7	54	12
19)	Tate, Hou.	175	942	5.4	56	4
20)	Jackson, Buf.	170	934	5.5	80t	6
21)	Mendenhall, Pit.	228	928	4.1	68	9
22)	*Murray, Dal.	164	897	5.5	91t	2
23)	D. Williams, Car.	155	836	5.4	74t	7
24)	Blount, T.B.	184	781	4.2	54t	5
25)	Stewart, Car.	142	761	5.4	32	4
26)	*Newton, Car. (QB)	126	706	5.6	49t	14
27)	Green-Ellis, N.E.	181	667	3.7	18	11
28)	Tebow, Den. (QB)	122	660	5.4	32	6
29)	Bradshaw, NY-G	171	659	3.9	37	9
30)	D. Brown, Ind.	134	645	4.8	80t	5
31)	*Helu, Was.	151	640	4.2	28t	2
32)	McFadden, Oak.	113	614	5.4	70t	4
33)	Sproles, N.O.	87	603	6.9	36	2

34)	Battle, K.C.	149	597	4.0	34	2
35)	Vick, Phi. (QB)	76	589	7.8	53	1
36)	Hillis, Cle.	161	587	3.6	24t	3
37)	*Thomas, Mia.	165	581	3.5	28	0
38)	Starks, G.B.	133	578	4.3	40	1
39)	F. Jones, Dal.	127	575	4.5	40	1
40)	Jacobs, NY-G	152	571	3.8	28	7
41)	P. Thomas, N.O.	110	562	5.1	33	5
42)	Spiller, Buf.	107	561	5.2	38	4
43)	Grant, G.B.	134	559	4.2	47t	2
44)	Gerhart, Min.	109	531	4.9	67	1
45)	McCluster, K.C.	114	516	4.5	32	1
46)	Tolbert, S.D.	121	490	4.0	40	8
47)	Redman, Pit.	110	479	4.4	27	3
48)	Jones, K.C.	153	478	3.1	26	0
49)	*Ingram, N.O.	122	474	3.9	35t	5
50)	*Hunter, S.F.	112	473	4.2	44	2

**AFC / THIRD-AND-ONE RUSHING LEADERS**

Rank	Player, Team	Att	FD	Pct
1t)	Brady, N.E.	6	6	100.0
1t)	Mathews, S.D.	6	6	100.0
1t)	Tolbert, S.D.	5	5	100.0
4t)	Hilliard, Mia.	8	7	87.5
4t)	Redman, Pit.	8	7	87.5
6)	Hester, S.D.	6	5	83.3
7)	Tebow, Den.	5	4	80.0
8t)	Bush, Oak.	16	12	75.0
8t)	Rice, Bal.	12	9	75.0
8t)	Battle, K.C.	8	6	75.0
11)	Foster, Hou.	14	10	71.4
12)	Green-Ellis, N.E.	10	7	70.0
13t)	Choice, Dal.-Was.-Buf.	6	4	66.7
13t)	Fitzpatrick, Buf.	6	4	66.7
15)	Hillis, Cle.	11	7	63.6
16)	*Carter, Ind.	10	6	60.0
17t)	Jones-Drew, Jac.	14	8	57.1
17t)	McGahee, Den.	7	4	57.1
19)	Benson, Cin.	12	6	50.0

**NFC / THIRD-AND-ONE RUSHING LEADERS**

Rank	Player, Team	Att	FD	Pct
1t)	Freeman, T.B.	7	7	100.0
1t)	*Newton, Car.	5	5	100.0
3)	Peterson, Min.	8	7	87.5
4t)	*Ingram, N.O.	12	10	83.3
4t)	Stewart, Car.	6	5	83.3
6t)	McCoy, Phi.	16	12	75.0
6t)	Turner, Atl.	12	9	75.0
6t)	Barber, Chi.	8	6	75.0
6t)	Lynch, Sea.	8	6	75.0
10t)	Bradshaw, NY-G	7	5	71.4
10t)	Gore, S.F.	7	5	71.4
12)	Jacobs, NY-G	6	4	66.7
13)	Ivory, N.O.	8	5	62.5
14)	S. Jackson, St.L	7	4	57.1
15)	Wells, Ariz	11	6	54.5

**AFC / LEADERS IN RECEPTIONS**

Rank	Player, Team	Rec	Yards	Avg	Long	TD
1)	Welker, N.E.	122	1569	12.9	99t	9
2)	R. Gronkowski, N.E. (TE)	90	1327	14.7	52t	17
3t)	Marshall, Mia.	81	1214	15.0	65t	6
3t)	Bowe, K.C.	81	1159	14.3	52t	5
5)	Hernandez, N.E. (TE)	79	910	11.5	46	7
6t)	St. Johnson, Buf.	76	1004	13.2	55	7
6t)	Rice, Bal. (RB)	76	704	9.3	52	3
8)	Wayne, Ind.	75	960	12.8	56t	4
9)	Washington, Ten.	74	1023	13.8	57	7
10)	Wallace, Pit.	72	1193	16.6	95t	8
11)	Garcon, Ind.	70	947	13.5	87t	6
12)	A. Brown, Pit.	69	1108	16.1	79t	2
13t)	*Green, Cin.	65	1057	16.3	58	7
13t)	Keller, NY-J (TE)	65	815	12.5	41	5
15t)	Heyward-Bey, Oak.	64	975	15.2	58	4
15t)	Gates, S.D. (TE)	64	778	12.2	38t	7
17t)	Breaston, K.C.	61	785	12.9	43	2
17t)	*Little, Cle.	61	709	11.6	76t	2
17t)	Nelson, Buf.	61	658	10.8	35	5
20)	Jackson, S.D.	60	1106	18.4	58	9
21t)	Boldin, Bal.	57	887	15.6	56	3
21t)	C. Johnson, Ten. (RB)	57	418	7.3	34	0
23)	Gresham, Cin. (TE)	56	596	10.6	31	6
24t)	Daniels, Hou. (TE)	54	677	12.5	34	3
24t)	Dickson, Bal. (TE)	54	528	9.8	25	5
24t)	Collie, Ind.	54	514	9.5	27	1
24t)	Tolbert, S.D. (RB)	54	433	8.0	27	2
28)	Foster, Hou. (RB)	53	617	11.6	78t	2
29t)	Branch, N.E.	51	702	13.8	63	5
29t)	Holmes, NY-J	51	654	12.8	38t	8
29t)	Miller, Pit. (TE)	51	631	12.4	39	2
29t)	Bess, Mia.	51	537	10.5	41	3
33t)	*T. Smith, Bal.	50	841	16.8	74t	7
33t)	Simpson, Cin.	50	725	14.5	84	4
33t)	Mathews, S.D. (RB)	50	455	9.1	42	0

**NFL / THIRD-AND-ONE RUSHING LEADERS**

Rank	Player, Team	Att	FD	Pct
1t)	Freeman, T.B.	7	7	100.0
1t)	Brady, N.E.	6	6	100.0
1t)	Mathews, S.D.	6	6	100.0
1t)	*Newton, Car.	5	5	100.0
1t)	Tolbert, S.D.	5	5	100.0
6t)	Hilliard, Mia.	8	7	87.5
6t)	Peterson, Min.	8	7	87.5
6t)	Redman, Pit.	8	7	87.5
9t)	*Ingram, N.O.	12	10	83.3
9t)	Hester, S.D.	6	5	83.3
9t)	Stewart, Car.	6	5	83.3
12)	Tebow, Den.	5	4	80.0
13t)	Bush, Oak.	16	12	75.0
13t)	McCoy, Phi.	16	12	75.0
13t)	Rice, Bal.	12	9	75.0
13t)	Turner, Atl.	12	9	75.0
13t)	Barber, Chi.	8	6	75.0
13t)	Battle, K.C.	8	6	75.0
13t)	Lynch, Sea.	8	6	75.0
20t)	Foster, Hou.	14	10	71.4
20t)	Bradshaw, NY-G	7	5	71.4
20t)	Gore, S.F.	7	5	71.4
23)	Green-Ellis, N.E.	10	7	70.0
24t)	Choice, Dal.-Was.-Buf.	6	4	66.7
24t)	Fitzpatrick, Buf.	6	4	66.7
24t)	Jacobs, NY-G	6	4	66.7
27)	Hillis, Cle.	11	7	63.6
28)	Ivory, N.O.	8	5	62.5
29)	*Carter, Ind.	10	6	60.0
30t)	Jones-Drew, Jac.	14	8	57.1
30t)	S. Jackson, St.L	7	4	57.1
30t)	McGahee, Den.	7	4	57.1
33)	Wells, Ariz	11	6	54.5
34)	Benson, Cin.	12	6	50.0

36)	Cook, Ten. (TE)	49	759	15.5	80t	3
37)	L. Hawkins, Ten.	47	470	10.0	32	1
38t)	Ward, Pit.	46	381	8.3	31	2
38t)	McCluster, K.C. (RB)	46	328	7.1	49	1
40t)	Burruss, NY-J	45	612	13.6	30	8
40t)	Williams, Ten.	45	592	13.2	54	5
42t)	Decker, Den.	44	612	13.9	56t	8
42t)	Thomas, Jac.	44	415	9.4	47	1
44t)	Floyd, S.D.	43	856	19.9	52t	5
44t)	Jones-Drew, Jac. (RB)	43	374	8.7	48	3
44t)	Bush, Mia. (RB)	43	296	6.9	34	1
47)	Tomlinson, NY-J (RB)	42	449	10.7	74	2
48)	Cribbs, Cle.	41	518	12.6	45t	4
49)	Pitta, Bal. (TE)	40	405	10.1	39	3
50t)	Walter, Hou.	39	474	12.2	41	3
50t)	Lewis, Jac. (TE)	39	460	11.8	62	0
50t)	Jackson, Buf. (RB)	39	442	11.3	49	0
50t)	Spiller, Buf. (RB)	39	269	6.9	19	2

**NFC / LEADERS IN RECEPTIONS**

Rank	Player, Team	Rec	Yards	Avg	Long	TD
1)	White, Atl.	100	1296	13.0	43	8
2)	Graham, N.O. (TE)	99	1310	13.2	59	11
3)	Johnson, Det.	96	1681	17.5	73t	16
4)	Harvin, Min.	87	967	11.1	52t	6
5)	Sproles, N.O. (RB)	86	710	8.3	39	7
6)	Pettigrew, Det. (TE)	83	777	9.4	27	5
7)	Cruz, NY-G	82	1536	18.7	99t	9
8t)	Fitzgerald, Ariz	80	1411	17.6	73t	8
8t)	Colston, N.O.	80	1143	14.3	50	8
8t)	Gonzalez, Atl. (TE)	80	875	10.9	30	7
11t)	S. Smith, Car.	79	1394	17.6	77t	7
11t)	Witten, Dal. (TE)	79	942	11.9	64	5
13)	Nicks, NY-G	76	1192	15.7	68	7
14)	Winslow, T.B. (TE)	75	763	10.2	37	2
15t)	Crabtree, S.F.	73	880	12.1	52t	4
15t)	Burleson, Det.	73	757	10.4	47	3
17)	Lloyd, Den.-St.L	70	966	13.8	44	5



18t)	Nelson, G.B.	68	1263	18.6	93t	15
18t)	Gaffney, Was.	68	947	13.9	45	5
20t)	G. Jennings, G.B.	67	949	14.2	79t	9
20t)	V. Davis, S.F. (TE)	67	792	11.8	44	6
22)	Williams, T.B.	65	771	11.9	42	3
23t)	Bryant, Dal.	63	928	14.7	50t	9
23t)	Maclin, Phi.	63	859	13.6	59	5
25)	Celek, Phi. (TE)	62	811	13.1	73	5
26)	F. Davis, Was. (TE)	59	796	13.5	42	3
27)	D. Jackson, Phi.	58	961	16.6	62t	4
28)	Finley, G.B. (TE)	55	767	13.9	41	8
29t)	*Jones, Atl.	54	959	17.8	80t	8
29t)	Robinson, Dal.	54	858	15.9	74	11
29t)	Doucet, Ariz	54	689	12.8	70t	5
32t)	Avant, Phi.	52	679	13.1	35	1
32t)	Moore, N.O.	52	627	12.1	47t	8
32t)	Forste, Chi. (RB)	52	490	9.4	56t	1
35t)	*Baldwin, Sea.	51	788	15.5	55t	4
35t)	Roberts, Ariz	51	586	11.5	45	2
37)	P. Thomas, N.O. (RB)	50	425	8.5	57	1
38)	*Helu, Was. (RB)	49	379	7.7	47t	1
39t)	*T. Young, Det.	48	607	12.6	57t	6
39t)	McCoy, Phi. (RB)	48	315	6.6	26	3
41)	Stewart, Car. (RB)	47	413	8.8	26	1
42)	Moss, Was.	46	584	12.7	49t	4
43)	Olsen, Car. (TE)	45	540	12.0	44t	5
44)	Naanee, Car.	44	467	10.6	28	1
45)	Austin, Dal.	43	579	13.5	53t	7
46)	S. Jackson, St.L (RB)	42	333	7.9	50	1
47)	Lumpkin, T.B. (RB)	41	291	7.1	16	0
48t)	Meachem, N.O.	40	620	15.5	67t	6
48t)	Parker, T.B.	40	554	13.9	51	3
50t)	Manningham, NY-G	39	523	13.4	47t	4
50t)	Douglas, Atl.	39	498	12.8	49	1

**NFL / LEADERS IN RECEPTIONS**

Rank	Player, Team	Rec	Yards	Avg	Long	TD
1)	Welker, N.E.	122	1569	12.9	99t	9
2)	White, Atl.	100	1296	13.0	43	8
3)	Graham, N.O. (TE)	99	1310	13.2	59	11
4)	Johnson, Det.	96	1681	17.5	73t	16
5)	R. Gronkowski, N.E. (TE)	90	1327	14.7	52t	17
6)	Harvin, Min.	87	967	11.1	52t	6
7)	Sproles, N.O. (RB)	86	710	8.3	39	7
8)	Pettigrew, Det. (TE)	83	777	9.4	27	5
9)	Cruz, NY-G	82	1536	18.7	99t	9
10t)	Marshall, Mia.	81	1214	15.0	65t	6
10t)	Bowe, K.C.	81	1159	14.3	52t	5
12t)	Fitzgerald, Ariz	80	1411	17.6	73t	8
12t)	Colston, N.O.	80	1143	14.3	50	8
12t)	Gonzalez, Atl. (TE)	80	875	10.9	30	7
15t)	S. Smith, Car.	79	1394	17.6	77t	7
15t)	Witten, Dal. (TE)	79	942	11.9	64	5
15t)	Hernandez, N.E. (TE)	79	910	11.5	46	7
18t)	Nicks, NY-G	76	1192	15.7	68	7
18t)	St. Johnson, Buf.	76	1004	13.2	55	7
18t)	Rice, Bal. (RB)	76	704	9.3	52	3
21t)	Wayne, Ind.	75	960	12.8	56t	4
21t)	Winslow, T.B. (TE)	75	763	10.2	37	2
23)	Washington, Ten.	74	1023	13.8	57	7
24t)	Crabtree, S.F.	73	880	12.1	52t	4
24t)	Burleson, Det.	73	757	10.4	47	3
26)	Wallace, Pit.	72	1193	16.6	95t	8
27t)	Lloyd, Den.-St.L	70	966	13.8	44	5
27t)	Garcon, Ind.	70	947	13.5	87t	6
29)	A. Brown, Pit.	69	1108	16.1	79t	2
30t)	Nelson, G.B.	68	1263	18.6	93t	15
30t)	Gaffney, Was.	68	947	13.9	45	5
32t)	G. Jennings, G.B.	67	949	14.2	79t	9
32t)	V. Davis, S.F. (TE)	67	792	11.8	44	6
34t)	*Green, Cin.	65	1057	16.3	58	7
34t)	Keller, NY-J (TE)	65	815	12.5	41	5
34t)	Williams, T.B.	65	771	11.9	42	3
37t)	Heyward-Bey, Oak.	64	975	15.2	58	4
37t)	Gates, S.D. (TE)	64	778	12.2	38t	7
39t)	Bryant, Dal.	63	928	14.7	50t	9
39t)	Maclin, Phi.	63	859	13.6	59	5
41)	Celek, Phi. (TE)	62	811	13.1	73	5
42t)	Breaston, K.C.	61	785	12.9	43	2
42t)	*Little, Cle.	61	709	11.6	76t	2
42t)	Nelson, Buf.	61	658	10.8	35	5
45)	Jackson, S.D.	60	1106	18.4	58	9
46)	F. Davis, Was. (TE)	59	796	13.5	42	3
47)	D. Jackson, Phi.	58	961	16.6	62t	4
48t)	Boldin, Bal.	57	887	15.6	56	3
48t)	C. Johnson, Ten. (RB)	57	418	7.3	34	0
50)	Gresham, Cin. (TE)	56	596	10.6	31	6

**AFC / RECEIVING YARDAGE LEADERS**

Rank	Player, Team	Yards	Rec	Avg	Long	TD
1)	Welker, N.E.	1569	122	12.9	99t	9
2)	R. Gronkowski, N.E. (TE)	1327	90	14.7	52t	17
3)	Marshall, Mia.	1214	81	15.0	65t	6
4)	Wallace, Pit.	1193	72	16.6	95t	8
5)	Bowe, K.C.	1159	81	14.3	52t	5
6)	A. Brown, Pit.	1108	69	16.1	79t	2
7)	Jackson, S.D.	1106	60	18.4	58	9

8)	*Green, Cin.	1057	65	16.3	58	7
9)	Washington, Ten.	1023	74	13.8	57	7
10)	St. Johnson, Buf.	1004	76	13.2	55	7
11)	Heyward-Bey, Oak.	975	64	15.2	58	4
12)	Wayne, Ind.	960	75	12.8	56t	4
13)	Garcon, Ind.	947	70	13.5	87t	6
14)	Hernandez, N.E. (TE)	910	79	11.5	46	7
15)	Boldin, Bal.	887	57	15.6	56	3
16)	Floyd, S.D.	856	43	19.9	52t	5
17)	*T. Smith, Bal.	841	50	16.8	74t	7
18)	Keller, NY-J (TE)	815	65	12.5	41	5
19)	Breaston, K.C.	785	61	12.9	43	2
20)	Gates, S.D. (TE)	778	64	12.2	38t	7
21)	Cook, Ten. (TE)	759	49	15.5	80t	3
22)	Simpson, Cin.	725	50	14.5	84	4
23)	*Little, Cle.	709	61	11.6	76t	2
24)	Rice, Bal. (RB)	704	76	9.3	52	3
25)	Branch, N.E.	702	51	13.8	63	5
26)	Daniels, Hou. (TE)	677	54	12.5	34	3
27)	Nelson, Buf.	658	61	10.8	35	5
28)	Holmes, NY-J	654	51	12.8	38t	8
29)	Miller, Pit. (TE)	631	51	12.4	39	2
30)	*D. Moore, Oak.	618	33	18.7	78	5
31)	Foster, Hou. (RB)	617	53	11.6	78t	2
32t)	Burress, NY-J	612	45	13.6	30	8
32t)	Decker, Den.	612	44	13.9	56t	8
34)	Gresham, Cin. (TE)	596	56	10.6	31	6
35)	Williams, Ten.	592	45	13.2	54	5
36)	D. Thomas, Den.	551	32	17.2	47	4
37)	Hartline, Mia.	549	35	15.7	41	1
38)	Bess, Mia.	537	51	10.5	41	3
39)	Dickson, Bal. (TE)	528	54	9.8	25	5
40)	Cribbs, Cle.	518	41	12.6	45t	4
41)	Collie, Ind.	514	54	9.5	27	1
42)	Jones, Hou.	512	31	16.5	80t	2
43)	A. Johnson, Hou.	492	33	14.9	50	2
44)	Walter, Hou.	474	39	12.2	41	3
45)	L. Hawkins, Ten.	470	47	10.0	32	1
46)	Lewis, Jac. (TE)	460	39	11.8	62	0
47)	Mathews, S.D. (RB)	455	50	9.1	42	0
48)	Fasano, Mia. (TE)	451	32	14.1	35t	5
49)	Tomlinson, NY-J (RB)	449	42	10.7	74	2
50)	Jackson, Buf. (RB)	442	39	11.3	49	0

**NFC / RECEIVING YARDAGE LEADERS**

Rank	Player, Team	Yards	Rec	Avg	Long	TD
1)	Johnson, Det.	1681	96	17.5	73t	16
2)	Cruz, NY-G	1536	82	18.7	99t	9
3)	Fitzgerald, Ariz	1411	80	17.6	73t	8
4)	S. Smith, Car.	1394	79	17.6	77t	7
5)	Graham, N.O. (TE)	1310	99	13.2	59	11
6)	White, Atl.	1296	100	13.0	43	8
7)	Nelson, G.B.	1263	68	18.6	93t	15
8)	Nicks, NY-G	1192	76	15.7	68	7
9)	Colston, N.O.	1143	80	14.3	50	8
10)	Harvin, Min.	967	87	11.1	52t	6
11)	Lloyd, Den.-St.L	966	70	13.8	44	5
12)	D. Jackson, Phi.	961	58	16.6	62t	4
13)	*Jones, Atl.	959	54	17.8	80t	8
14)	G. Jennings, G.B.	949	67	14.2	79t	9
15)	Gaffney, Was.	947	68	13.9	45	5
16)	Witten, Dal. (TE)	942	79	11.9	64	5
17)	Bryant, Dal.	928	63	14.7	50t	9
18)	Crabtree, S.F.	880	73	12.1	52t	4
19)	Gonzalez, Atl. (TE)	875	80	10.9	30	7
20)	Maclin, Phi.	859	63	13.6	59	5
21)	Robinson, Dal.	858	54	15.9	74	11
22)	Celek, Phi. (TE)	811	62	13.1	73	5
23)	F. Davis, Was. (TE)	796	59	13.5	42	3
24)	V. Davis, S.F. (TE)	792	67	11.8	44	6
25)	*Baldwin, Sea.	788	51	15.5	55t	4
26)	Pettigrew, Det. (TE)	777	83	9.4	27	5
27)	Williams, T.B.	771	65	11.9	42	3
28)	Finley, G.B. (TE)	767	55	13.9	41	8
29)	Winslow, T.B. (TE)	763	75	10.2	37	2
30)	Burleson, Det.	757	73	10.4	47	3
31)	Knox, Chi.	727	37	19.6	81	7
32)	Sproles, N.O. (RB)	710	86	8.3	39	7
33)	Doucet, Ariz	689	54	12.8	70t	5
34)	Avant, Phi.	679	52	13.1	35	1
35)	Ja. Jones, G.B.	635	38	16.7	70t	7
36)	Moore, N.O.	627	52	12.1	47t	8
37)	Meachem, N.O.	620	40	15.5	67t	6
38)	LaFell, Car.	613	36	17.0	91t	3
39)	*T. Young, Det.	607	48	12.6	57t	6
40)	Ballard, NY-G (TE)	604	38	15.9	41	4
41)	Roberts, Ariz	586	51	11.5	45	2
42)	Moss, Was.	584	46	12.7	49t	4
43)	Austin, Dal.	579	43	13.5	53t	7
44)	Parker, T.B.	554	40	13.9	51	3
45)	Olsen, Car. (TE)	540	45	12.0	44t	5
46)	Manningham, NY-G	523	39	13.4	47t	4
47)	R. Williams, Chi.	507	37	13.7	25t	2
48)	Henderson, N.O.	503	32	15.7	79t	2
49)	Douglas, Atl.	498	39	12.8	49	1
50)	Forste, Chi. (RB)	490	52	9.4	56t	1



**NFL / RECEIVING YARDAGE LEADERS**

Rank	Player, Team	Yards	Rec	Avg	Long	TD
1)	Johnson, Det.	1681	96	17.5	73t	16
2)	Welker, N.E.	1569	122	12.9	99t	9
3)	Cruz, NY-G	1536	82	18.7	99t	9
4)	Fitzgerald, Ariz	1411	80	17.6	73t	8
5)	S. Smith, Car.	1394	79	17.6	77t	7
6)	R. Gronkowski, N.E. (TE)	1327	90	14.7	52t	17
7)	Graham, N.O. (TE)	1310	99	13.2	59	11
8)	White, Atl.	1296	100	13.0	43	8
9)	Nelson, G.B.	1263	68	18.6	93t	15
10)	Marshall, Mia.	1214	81	15.0	65t	6
11)	Wallace, Pit.	1193	72	16.6	95t	8
12)	Nicks, NY-G	1192	76	15.7	68	7
13)	Bowe, K.C.	1159	81	14.3	52t	5
14)	Colston, N.O.	1143	80	14.3	50	8
15)	A. Brown, Pit.	1108	69	16.1	79t	2
16)	Jackson, S.D.	1106	60	18.4	58	9
17)	*Green, Cin.	1057	65	16.3	58	7
18)	Washington, Ten.	1023	74	13.8	57	7
19)	St. Johnson, Buf.	1004	76	13.2	55	7
20)	Heyward-Bey, Oak.	975	64	15.2	58	4
21)	Harvin, Min.	967	87	11.1	52t	6
22)	Lloyd, Den.-St.L	966	70	13.8	44	5
23)	D. Jackson, Phi.	961	58	16.6	62t	4
24)	Wayne, Ind.	960	75	12.8	56t	4
25)	*Jones, Atl.	959	54	17.8	80t	8
26)	G. Jennings, G.B.	949	67	14.2	79t	9
27t)	Gaffney, Was.	947	68	13.9	45	5
27t)	Garcon, Ind.	947	70	13.5	87t	6
29)	Witten, Dal. (TE)	942	79	11.9	64	5
30)	Bryant, Dal.	928	63	14.7	50t	9
31)	Hernandez, N.E. (TE)	910	79	11.5	46	7
32)	Boldin, Bal.	887	57	15.6	56	3
33)	Crabtree, S.F.	880	73	12.1	52t	4
34)	Gonzalez, Atl. (TE)	875	80	10.9	30	7
35)	Maclin, Phi.	859	63	13.6	59	5
36)	Robinson, Dal.	858	54	15.9	74	11
37)	Floyd, S.D.	856	43	19.9	52t	5
38)	*T. Smith, Bal.	841	50	16.8	74t	7
39)	Keller, NY-J (TE)	815	65	12.5	41	5
40)	Celek, Phi. (TE)	811	62	13.1	73	5
41)	F. Davis, Was. (TE)	796	59	13.5	42	3
42)	V. Davis, S.F. (TE)	792	67	11.8	44	6
43)	*Baldwin, Sea.	788	51	15.5	55t	4
44)	Breaston, K.C.	785	61	12.9	43	2
45)	Gates, S.D. (TE)	778	64	12.2	38t	7
46)	Pettigrew, Det. (TE)	777	83	9.4	27	5
47)	Williams, T.B.	771	65	11.9	42	3
48)	Finley, G.B. (TE)	767	55	13.9	41	8
49)	Winslow, T.B. (TE)	763	75	10.2	37	2
50)	Cook, Ten. (TE)	759	49	15.5	80t	3

**AFC / THIRD-DOWN RECEIVING LEADERS**

Rank	Player, Team	Rec	Yards	Avg	Long	TD
1)	Washington, Ten.	29	358	12.3	42	3
2)	A. Brown, Pit.	28	437	15.6	27	1
3t)	Welker, N.E.	26	322	12.4	32	1
3t)	Bess, Mia.	26	249	9.6	24	2
5t)	St. Johnson, Buf.	23	322	14.0	55	1
5t)	Collie, Ind.	23	278	12.1	27	1
7)	Bowe, K.C.	22	294	13.4	28	0
8t)	Breaston, K.C.	21	267	12.7	37	1
8t)	Dickson, Bal. (TE)	21	222	10.6	19	2
10)	Foster, Hou. (RB)	20	184	9.2	28	0
11t)	Wayne, Ind.	19	299	15.7	56t	1
11t)	Tolbert, S.D. (RB)	19	140	7.4	21	1
13)	Marshall, Mia.	18	305	16.9	41	1
14t)	Rice, Bal. (RB)	17	267	15.7	52	2
14t)	*Little, Cle.	17	247	14.5	76t	1
14t)	R. Gronkowski, N.E. (TE)	17	223	13.1	37t	6
14t)	Gates, S.D. (TE)	17	203	11.9	38t	5
14t)	L. Hawkins, Ten.	17	193	11.4	30	0
14t)	Pitta, Bal. (TE)	17	175	10.3	39	2
20t)	Jackson, S.D.	16	290	18.1	58	3
20t)	*T. Smith, Bal.	16	272	17.0	32	1
20t)	Thomas, Jac.	16	193	12.1	47	0
20t)	Tomlinson, NY-J (RB)	16	152	9.5	31	0
24t)	Williams, Ten.	15	259	17.3	54	2
24t)	*Green, Cin.	15	257	17.1	51	3
24t)	Decker, Den.	15	187	12.5	56t	2
24t)	Jones-Drew, Jac. (RB)	15	182	12.1	48	2
24t)	Bush, Mia. (RB)	15	126	8.4	27	0
24t)	C. Johnson, Ten. (RB)	15	123	8.2	34	0
30t)	Boldin, Bal.	14	221	15.8	33	0
30t)	Keller, NY-J (TE)	14	201	14.4	34	1
30t)	Daniels, Hou. (TE)	14	185	13.2	30	0
30t)	Heyward-Bey, Oak.	14	160	11.4	28	1
30t)	Crayton, S.D.	14	145	10.4	26t	1
30t)	Simpson, Cin.	14	142	10.1	23	2
30t)	Nelson, Buf.	14	140	10.0	17	0
37t)	Wallace, Pit.	13	287	22.1	53	2
37t)	Floyd, S.D.	13	274	21.1	38	0
37t)	Miller, Pit. (TE)	13	153	11.8	24	0
37t)	Watson, Cle. (TE)	13	141	10.8	18	0

37t)	Cribbs, Cle.	13	132	10.2	25	2
37t)	*Kerley, NY-J	13	132	10.2	30	0
37t)	Lewis, Jac. (TE)	13	129	9.9	25	0
37t)	McCluster, K.C. (RB)	13	108	8.3	38t	1
37t)	Walter, Hou.	13	101	7.8	16	1
46t)	Branch, N.E.	12	209	17.4	63	2
46t)	Leonard, Cin. (RB)	12	132	11.0	37	0
46t)	Choice, Dal.-Was.-Buf. (RB)	12	74	6.2	15	0
49t)	Cook, Ten. (TE)	11	152	13.8	32	0
49t)	Norwood, Cle.	11	140	12.7	51	1
49t)	Burress, NY-J	11	126	11.5	26t	5
49t)	Jackson, Buf. (RB)	11	121	11.0	49	0
49t)	Mason, NY-J-Hou.	11	120	10.9	30	0
49t)	Garcon, Ind.	11	118	10.7	33t	1
49t)	Hernandez, N.E. (TE)	11	113	10.3	46	0
49t)	Hawkins, Cin.	11	105	9.5	25	0
49t)	Moore, Cle. (TE)	11	95	8.6	16t	3
49t)	Gresham, Cin. (TE)	11	84	7.6	17	3
49t)	Ogbonnaya, Hou.-Cle. (RB)	11	77	7.0	17	0
49t)	Ringer, Ten. (RB)	11	74	6.7	15	0

**NFC / THIRD-DOWN RECEIVING LEADERS**

Rank	Player, Team	Rec	Yards	Avg	Long	TD
1)	White, Atl.	35	438	12.5	30	2
2)	Cruz, NY-G	27	698	25.9	99t	5
3t)	*Baldwin, Sea.	25	409	16.4	50	0
3t)	Sproles, N.O. (RB)	25	225	9.0	36	2
5)	Colston, N.O.	23	348	15.1	35t	3
6t)	Bryant, Dal.	22	329	15.0	30	5
6t)	Doucet, Ariz	22	295	13.4	70t	2
6t)	Graham, N.O. (TE)	22	266	12.1	28	1
6t)	Crabtree, S.F.	22	261	11.9	41	0
10)	Witten, Dal. (TE)	21	281	13.4	59t	2
11t)	Parker, T.B.	20	317	15.9	51	2
11t)	Harvin, Min.	20	279	14.0	52t	1
11t)	Gonzalez, Atl. (TE)	20	172	8.6	20	2
14t)	Finley, G.B. (TE)	19	321	16.9	41	1
14t)	Gaffney, Was.	19	260	13.7	23	2
16t)	Nicks, NY-G	18	370	20.6	68	2
16t)	*Jones, Atl.	18	332	18.4	80t	4
16t)	Pettigrew, Det. (TE)	18	173	9.6	17	3
16t)	Lumpkin, T.B. (RB)	18	164	9.1	16	0
20t)	Johnson, Det.	17	299	17.6	73t	2
20t)	Lloyd, Den.-St.L	17	258	15.2	36t	2
20t)	Avant, Phi.	17	256	15.1	29	0
20t)	Winslow, T.B. (TE)	17	187	11.0	22	0
20t)	V. Davis, S.F. (TE)	17	155	9.1	21	1

**NFL / THIRD-DOWN RECEIVING LEADERS**

Rank	Player, Team	Rec	Yards	Avg	Long	TD
1)	White, Atl.	35	438	12.5	30	2
2)	Washington, Ten.	29	358	12.3	42	3
3)	A. Brown, Pit.	28	437	15.6	27	1
4)	Cruz, NY-G	27	698	25.9	99t	5
5t)	Welker, N.E.	26	322	12.4	32	1
5t)	Bess, Mia.	26	249	9.6	24	2
7t)	*Baldwin, Sea.	25	409	16.4	50	0
7t)	Sproles, N.O. (RB)	25	225	9.0	36	2
9t)	Colston, N.O.	23	348	15.1	35t	3
9t)	St. Johnson, Buf.	23	322	14.0	55	1
9t)	Collie, Ind.	23	278	12.1	27	1
12t)	Bryant, Dal.	22	329	15.0	30	5
12t)	Doucet, Ariz	22	295	13.4	70t	2
12t)	Bowe, K.C.	22	294	13.4	28	0
12t)	Graham, N.O. (TE)	22	266	12.1	28	1
12t)	Crabtree, S.F.	22	261	11.9	41	0
17t)	Witten, Dal. (TE)	21	281	13.4	59t	2
17t)	Breaston, K.C.	21	267	12.7	37	1
17t)	Dickson, Bal. (TE)	21	222	10.6	19	2
20t)	Parker, T.B.	20	317	15.9	51	2
20t)	Harvin, Min.	20	279	14.0	52t	1
20t)	Foster, Hou. (RB)	20	184	9.2	28	0
20t)	Gonzalez, Atl. (TE)	20	172	8.6	20	2
24t)	Finley, G.B. (TE)	19	321	16.9	41	1
24t)	Wayne, Ind.	19	299	15.7	56t	1
24t)	Gaffney, Was.	19	260	13.7	23	2
24t)	Tolbert, S.D. (RB)	19	140	7.4	21	1
28t)	Nicks, NY-G	18	370	20.6	68	2
28t)	*Jones, Atl.	18	332	18.4	80t	4
28t)	Marshall, Mia.	18	305	16.9	41	1
28t)	Pettigrew, Det. (TE)	18	173	9.6	17	3
28t)	Lumpkin, T.B. (RB)	18	164	9.1	16	0
33t)	Johnson, Det.	17	299	17.6	73t	2
33t)	Rice, Bal. (RB)	17	267	15.7	52	2
33t)	Lloyd, Den.-St.L	17	258	15.2	36t	2
33t)	Avant, Phi.	17	256	15.1	29	0
33t)	*Little, Cle.	17	247	14.5	76t	1
33t)	R. Gronkowski, N.E. (TE)	17	223	13.1	37t	6
33t)	Gates, S.D. (TE)	17	203	11.9	38t	5
33t)	L. Hawkins, Ten.	17	193	11.4	30	0
33t)	Winslow, T.B. (TE)	17	187	11.0	22	0
33t)	Pitta, Bal. (TE)	17	175	10.3	39	2
33t)	V. Davis, S.F. (TE)	17	155	9.1	21	1
44t)	Jackson, S.D.	16	290	18.1	58	3
44t)	*T. Smith, Bal.	16	272	17.0	32	1

**AFC / LEADING SCORERS, NONKICKERS**

Rank	Player, Team	TD	Rush	Rec	Ret	X2	Pts
1)	R. Gronkowski, N.E. (TE)	18	1	17	0	0	108
2)	Rice, Bal. (RB)	15	12	3	0	0	90
3)	Foster, Hou. (RB)	12	10	2	0	0	72
4t)	Green-Ellis, N.E. (RB)	11	11	0	0	0	66
4t)	Jones-Drew, Jac. (RB)	11	8	3	0	0	66
6)	Tolbert, S.D. (RB)	10	8	2	0	0	60
7t)	Decker, Den. (WR)	9	0	8	1	0	54
7t)	Jackson, S.D. (WR)	9	0	9	0	0	54
7t)	Mendenhall, Pit. (RB)	9	9	0	0	0	54
7t)	Welker, N.E. (WR)	9	0	9	0	0	54
11t)	Burrress, NY-J (WR)	8	0	8	0	0	48
11t)	Bush, Oak. (RB)	8	7	1	0	0	48
11t)	Holmes, NY-J (WR)	8	0	8	0	0	48
11t)	Wallace, Pit. (WR)	8	0	8	0	0	48
11t)	Washington, Ten. (WR)	8	1	7	0	0	48
16t)	Bush, Mia. (RB)	7	6	1	0	0	42
16t)	Gates, S.D. (TE)	7	0	7	0	0	42
16t)	*Green, Cin. (WR)	7	0	7	0	0	42
16t)	Hernandez, N.E. (TE)	7	0	7	0	0	42
16t)	St. Johnson, Buf. (WR)	7	0	7	0	0	42
16t)	*T. Smith, Bal. (WR)	7	0	7	0	0	42
22)	Tebow, Den. (QB)	6	6	0	0	2	40

**NFC / LEADING SCORERS, NONKICKERS**

Rank	Player, Team	TD	Rush	Rec	Ret	X2	Pts
1)	McCoy, Phi. (RB)	20	17	3	0	0	120
2)	Johnson, Det. (WR)	16	0	16	0	0	96
3)	Nelson, G.B. (WR)	15	0	15	0	0	90
4)	*Newton, Car. (QB)	14	14	0	0	0	84
5t)	Lynch, Sea. (RB)	13	12	1	0	0	78
5t)	Peterson, Min. (RB)	13	12	1	0	0	78
7)	Bradshaw, NY-G (RB)	11	9	2	0	1	68
8t)	Graham, N.O. (TE)	11	0	11	0	0	66
8t)	Robinson, Dal. (WR)	11	0	11	0	0	66
8t)	Turner, Atl. (RB)	11	11	0	0	0	66
11t)	Sproles, N.O. (RB)	10	2	7	1	0	60
11t)	Wells, Ariz (RB)	10	10	0	0	0	60
13t)	Bryant, Dal. (WR)	9	0	9	0	0	54
13t)	Cruz, NY-G (WR)	9	0	9	0	0	54
13t)	Harvin, Min. (WR)	9	2	6	1	0	54
13t)	G. Jennings, G.B. (WR)	9	0	9	0	0	54
17)	Moore, N.O. (WR)	8	0	8	0	2	52
18)	Jacobs, NY-G (RB)	8	7	1	0	1	50
19t)	Colston, N.O. (WR)	8	0	8	0	0	48
19t)	Finley, G.B. (TE)	8	0	8	0	0	48
19t)	Fitzgerald, Ariz (WR)	8	0	8	0	0	48
19t)	Gore, S.F. (RB)	8	8	0	0	0	48
19t)	*Jones, Atl. (WR)	8	0	8	0	0	48
19t)	White, Atl. (WR)	8	0	8	0	0	48
25)	S. Smith, Car. (WR)	7	0	7	0	1	44
26t)	Austin, Dal. (WR)	7	0	7	0	0	42
26t)	Gonzalez, Atl. (TE)	7	0	7	0	0	42
26t)	Ja. Jones, G.B. (WR)	7	0	7	0	0	42
26t)	Nicks, NY-G (WR)	7	0	7	0	0	42
26t)	K. Smith, Det. (RB)	7	4	3	0	0	42
26t)	D. Williams, Car. (RB)	7	7	0	0	0	42
32t)	Scheffler, Det. (TE)	6	0	6	0	1	38
32t)	*T. Young, Det. (WR)	6	0	6	0	1	38

**NFL / LEADING SCORERS, NONKICKERS**

Rank	Player, Team	TD	Rush	Rec	Ret	X2	Pts
1)	McCoy, Phi. (RB)	20	17	3	0	0	120
2)	R. Gronkowski, N.E. (TE)	18	1	17	0	0	108
3)	Johnson, Det. (WR)	16	0	16	0	0	96
4t)	Nelson, G.B. (WR)	15	0	15	0	0	90
4t)	Rice, Bal. (RB)	15	12	3	0	0	90
6)	*Newton, Car. (QB)	14	14	0	0	0	84
7t)	Lynch, Sea. (RB)	13	12	1	0	0	78
7t)	Peterson, Min. (RB)	13	12	1	0	0	78
9)	Foster, Hou. (RB)	12	10	2	0	0	72
10)	Bradshaw, NY-G (RB)	11	9	2	0	1	68
11t)	Graham, N.O. (TE)	11	0	11	0	0	66
11t)	Green-Ellis, N.E. (RB)	11	11	0	0	0	66
11t)	Jones-Drew, Jac. (RB)	11	8	3	0	0	66
11t)	Robinson, Dal. (WR)	11	0	11	0	0	66
11t)	Turner, Atl. (RB)	11	11	0	0	0	66
16t)	Sproles, N.O. (RB)	10	2	7	1	0	60
16t)	Tolbert, S.D. (RB)	10	8	2	0	0	60
16t)	Wells, Ariz (RB)	10	10	0	0	0	60
19t)	Bryant, Dal. (WR)	9	0	9	0	0	54
19t)	Cruz, NY-G (WR)	9	0	9	0	0	54
19t)	Decker, Den. (WR)	9	0	8	1	0	54
19t)	Harvin, Min. (WR)	9	2	6	1	0	54
19t)	Jackson, S.D. (WR)	9	0	9	0	0	54
19t)	G. Jennings, G.B. (WR)	9	0	9	0	0	54
19t)	Mendenhall, Pit. (RB)	9	9	0	0	0	54
19t)	Welker, N.E. (WR)	9	0	9	0	0	54
27)	Moore, N.O. (WR)	8	0	8	0	2	52
28)	Jacobs, NY-G (RB)	8	7	1	0	1	50



**AFC / LEADING SCORERS, KICKERS**

Rank	Player, Team	PAT	FG	Pct	Long	Pts
1)	Gostkowski, N.E.	59/59	28/33	.848	50	143
2)	Rackers, Hou.	39/40	32/38	.842	54	135
3)	Nugent, Cin.	33/34	33/38	.868	49	132
4)	Janikowski, Oak.	36/36	31/35	.886	63	129
5t)	Cundiff, Bal.	38/38	28/37	.757	51	122
5t)	Novak, S.D.	41/42	27/34	.794	53	122
7)	Bironas, Ten.	34/34	29/32	.906	53	121
8)	Carpenter, Mia.	26/26	29/34	.853	58	113
9)	Suisham, Pit.	36/36	23/31	.742	51	105
10)	Folk, NY-J	44/44	19/25	.760	51	101
11t)	Scobee, Jac.	24/24	23/25	.920	55	93
11t)	Vinatieri, Ind.	24/24	23/27	.852	53	93
13t)	Dawson, Cle.	20/20	24/29	.828	54	92
13t)	Succop, K.C.	20/20	24/30	.800	54	92
15)	Prater, Den.	30/30	19/25	.760	59	87
16)	Lindell, Buf.	25/25	13/15	.867	49	64
17)	Rayner, Oak.-Buf.	13/13	10/15	.667	56	43
18)	Graham, Mia.-Bal.	8/ 8	6/ 7	.857	48	26
19)	Scifres, S.D.	3/ 3	1/ 1	1.000	40	6
20)	Coutu, Jac.-Buf.	3/ 3	0/ 1	.000	--	3

**NFC / LEADING SCORERS, KICKERS**

Rank	Player, Team	PAT	FG	Pct	Long	Pts
1)	Akers, S.F.	34/34	44/52	.846	55	166
2)	Kasay, N.O.	63/63	28/34	.824	53	147
3)	Crosby, G.B.	68/69	24/28	.857	58	140
4)	*Bailey, Dal.	39/39	32/37	.865	51	135
5t)	Bryant, Atl.	45/45	27/29	.931	51	126
5t)	Hanson, Det.	54/54	24/29	.828	51	126
7)	Gould, Chi.	37/37	28/32	.875	57	121
8t)	Gano, Was.	25/26	31/41	.756	59	118
8t)	*Henery, Phi.	46/46	24/27	.889	51	118
10)	Mare, Car.	44/45	22/28	.786	45	110
11)	Hauschka, Sea.	34/34	25/30	.833	52	109
12)	Longwell, Min.	38/39	22/28	.786	53	104
13)	Barth, T.B.	23/23	26/28	.929	55	101
14)	Tynes, NY-G	43/43	19/24	.792	50	100
15)	Feely, Ariz	33/33	19/24	.792	51	90
16)	Jo. Brown, St.L	18/18	21/28	.750	49	81

**NFL / LEADING SCORERS, KICKERS**

Rank	Player, Team	PAT	FG	Pct	Long	Pts
1)	Akers, S.F.	34/34	44/52	.846	55	166
2)	Kasay, N.O.	63/63	28/34	.824	53	147
3)	Gostkowski, N.E.	59/59	28/33	.848	50	143
4)	Crosby, G.B.	68/69	24/28	.857	58	140
5t)	*Bailey, Dal.	39/39	32/37	.865	51	135
5t)	Rackers, Hou.	39/40	32/38	.842	54	135
7)	Nugent, Cin.	33/34	33/38	.868	49	132
8)	Janikowski, Oak.	36/36	31/35	.886	63	129
9t)	Bryant, Atl.	45/45	27/29	.931	51	126
9t)	Hanson, Det.	54/54	24/29	.828	51	126
11t)	Cundiff, Bal.	38/38	28/37	.757	51	122
11t)	Novak, S.D.	41/42	27/34	.794	53	122
13t)	Bironas, Ten.	34/34	29/32	.906	53	121
13t)	Gould, Chi.	37/37	28/32	.875	57	121
15t)	Gano, Was.	25/26	31/41	.756	59	118
15t)	*Henery, Phi.	46/46	24/27	.889	51	118
17)	Carpenter, Mia.	26/26	29/34	.853	58	113
18)	Mare, Car.	44/45	22/28	.786	45	110
19)	Hauschka, Sea.	34/34	25/30	.833	52	109
20)	Suisham, Pit.	36/36	23/31	.742	51	105
21)	Longwell, Min.	38/39	22/28	.786	53	104
22t)	Barth, T.B.	23/23	26/28	.929	55	101
22t)	Folk, NY-J	44/44	19/25	.760	51	101
24)	Tynes, NY-G	43/43	19/24	.792	50	100
25t)	Scobee, Jac.	24/24	23/25	.920	55	93
25t)	Vinatieri, Ind.	24/24	23/27	.852	53	93
27t)	Dawson, Cle.	20/20	24/29	.828	54	92
27t)	Succop, K.C.	20/20	24/30	.800	54	92
29)	Feely, Ariz	33/33	19/24	.792	51	90
30)	Prater, Den.	30/30	19/25	.760	59	87
31)	Jo. Brown, St.L	18/18	21/28	.750	49	81
32)	Lindell, Buf.	25/25	13/15	.867	49	64
33)	Rayner, Oak.-Buf.	13/13	10/15	.667	56	43
34)	Graham, Mia.-Bal.	8/ 8	6/ 7	.857	48	26
35)	Scifres, S.D.	3/ 3	1/ 1	1.000	40	6
36)	Coutu, Jac.-Buf.	3/ 3	0/ 1	.000	--	3

**AFC / TOUCHBACKS ON KICKOFFS**

Rank	Player, Team	TB
1)	Prater, Den.	47
2t)	Bironas, Ten.	44
2t)	Cundiff, Bal.	44
4t)	Gostkowski, N.E.	41
4t)	McAfee, Ind.	41
6t)	Carpenter, Mia.	39
6t)	Scobee, Jac.	39
8)	Nugent, Cin.	36
9)	Janikowski, Oak.	32
10)	Succop, K.C.	31
11)	Novak, S.D.	30
12)	Suisham, Pit.	28
13)	*Hartmann, Hou.	23
14)	Folk, NY-J	17

15)	Rackers, Hou.	15
16)	Lindell, Buf.	12
17)	Dawson, Cle.	10
18)	Rayner, Oak.-Buf.	7
19)	Scifres, S.D.	2
20t)	Graham, Mia.-Bal.	1
20t)	Koch, Bal.	1

**NFC / TOUCHBACKS ON KICKOFFS**

Rank	Player, Team	TB
1)	Morstead, N.O.	68
2)	Mare, Car.	53
3)	Crosby, G.B.	49
4)	Akers, S.F.	47
5)	Hanson, Det.	45
6)	Gould, Chi.	43
7)	Koenen, T.B.	37





8)	Tynes, NY-G	34
9t)	Gano, Was.	32
9t)	*Henery, Phi.	32
11)	Hauschka, Sea.	26
12)	*Bosher, Atl.	25
13)	*Bailey, Dal.	24
14)	Feely, Ariz	22
15)	Longwell, Min.	19
16)	Jo. Brown, St.L	15
17)	Buehler, Dal.	9

14)	Koenen, T.B.	37
15)	Nugent, Cin.	36
16)	Tynes, NY-G	34
17t)	Gano, Was.	32
17t)	*Henery, Phi.	32
17t)	Janikowski, Oak.	32
20)	Succop, K.C.	31
21)	Novak, S.D.	30
22)	Suisham, Pit.	28
23)	Hauschka, Sea.	26
24)	*Bosher, Atl.	25
25)	*Bailey, Dal.	24
26)	*Hartmann, Hou.	23
27)	Feely, Ariz	22
28)	Longwell, Min.	19
29)	Folk, NY-J	17
30t)	Jo. Brown, St.L	15
30t)	Rackers, Hou.	15
32)	Lindell, Buf.	12
33)	Dawson, Cle.	10
34)	Buehler, Dal.	9
35)	Rayner, Oak.-Buf.	7
36)	Scifres, S.D.	2
37t)	Graham, Mia.-Bal.	1
37t)	Koch, Bal.	1

**NFL / TOUCHBACKS ON KICKOFFS**

Rank	Player, Team	TB
1)	Morstead, N.O.	68
2)	Mare, Car.	53
3)	Crosby, G.B.	49
4t)	Akers, S.F.	47
4t)	Prater, Den.	47
6)	Hanson, Det.	45
7t)	Bironas, Ten.	44
7t)	Cundiff, Bal.	44
9)	Gould, Chi.	43
10t)	Gostkowski, N.E.	41
10t)	McAfee, Ind.	41
12t)	Carpenter, Mia.	39
12t)	Scobee, Jac.	39

**AFC / MOST YARDS FROM SCRIMMAGE**

Rank	Player, Team	Total			Rushing			Receiving		
		Yards	Att+Rec	Avg	Yards	Att	Avg	Yards	Rec	Avg
1)	Rice, Bal. (RB)	2068	367	5.6	1364	291	4.7	704	76	9.3
2)	Jones-Drew, Jac. (RB)	1980	386	5.1	1606	343	4.7	374	43	8.7
3)	Foster, Hou. (RB)	1841	331	5.6	1224	278	4.4	617	53	11.6
4)	Welker, N.E. (WR)	1599	126	12.7	30	4	7.5	1569	122	12.9
5)	Mathews, S.D. (RB)	1546	272	5.7	1091	222	4.9	455	50	9.1
6)	C. Johnson, Ten. (RB)	1465	319	4.6	1047	262	4.0	418	57	7.3
7)	Bush, Oak. (RB)	1395	293	4.8	977	256	3.8	418	37	11.3
8)	Bush, Mia. (RB)	1382	259	5.3	1086	216	5.0	296	43	6.9
9)	Jackson, Buf. (RB)	1376	209	6.6	934	170	5.5	442	39	11.3
10)	R. Gronkowski, N.E. (TE)	1329	91	14.6	2	1	2.0	1327	90	14.7
11)	Greene, NY-J (RB)	1265	283	4.5	1054	253	4.2	211	30	7.0
12t)	McGahee, Den. (RB)	1250	261	4.8	1199	249	4.8	51	12	4.3
12t)	Wallace, Pit. (WR)	1250	77	16.2	57	5	11.4	1193	72	16.6
14)	Marshall, Mia. (WR)	1227	82	15.0	13	1	13.0	1214	81	15.0
15)	Bowe, K.C. (WR)	1171	82	14.3	12	1	12.0	1159	81	14.3
16)	Jackson, S.D. (WR)	1157	63	18.4	51	3	17.0	1106	60	18.4
17t)	Benson, Cin. (RB)	1149	288	4.0	1067	273	3.9	82	15	5.5
17t)	A. Brown, Pit. (WR)	1149	76	15.1	41	7	5.9	1108	69	16.1
19)	*Green, Cin. (WR)	1110	70	15.9	53	5	10.6	1057	65	16.3
20)	Mendenhall, Pit. (RB)	1082	246	4.4	928	228	4.1	154	18	8.6
21)	Tate, Hou. (RB)	1040	188	5.5	942	175	5.4	98	13	7.5
22)	Washington, Ten. (WR)	1028	76	13.5	5	2	2.5	1023	74	13.8
23)	St. Johnson, Buf. (WR)	1004	76	13.2	0	0	---	1004	76	13.2

**NFC / MOST YARDS FROM SCRIMMAGE**

Rank	Player, Team	Total			Rushing			Receiving		
		Yards	Att+Rec	Avg	Yards	Att	Avg	Yards	Rec	Avg
1)	Johnson, Det. (WR)	1692	97	17.4	11	1	11.0	1681	96	17.5
2)	McCoy, Phi. (RB)	1624	321	5.1	1309	273	4.8	315	48	6.6
3)	Cruz, NY-G (WR)	1539	83	18.5	3	1	3.0	1536	82	18.7
4)	Turner, Atl. (RB)	1508	318	4.7	1340	301	4.5	168	17	9.9
5)	Forte, Chi. (RB)	1487	255	5.8	997	203	4.9	490	52	9.4
6)	S. Jackson, St.L (RB)	1478	302	4.9	1145	260	4.4	333	42	7.9
7)	S. Smith, Car. (WR)	1450	85	17.1	56	6	9.3	1394	79	17.6
8)	Lynch, Sea. (RB)	1416	313	4.5	1204	285	4.2	212	28	7.6
9)	Fitzgerald, Ariz (WR)	1411	80	17.6	0	0	---	1411	80	17.6
10)	Gore, S.F. (RB)	1325	299	4.4	1211	282	4.3	114	17	6.7
11)	Sproles, N.O. (RB)	1313	173	7.6	603	87	6.9	710	86	8.3
12)	Harvin, Min. (WR)	1312	139	9.4	345	52	6.6	967	87	11.1
13)	Graham, N.O. (TE)	1310	99	13.2	0	0	---	1310	99	13.2
14)	White, Atl. (WR)	1296	100	13.0	0	0	---	1296	100	13.0
15)	Nelson, G.B. (WR)	1263	68	18.6	0	0	---	1263	68	18.6
16)	Nicks, NY-G (WR)	1192	76	15.7	0	0	---	1192	76	15.7
17)	Stewart, Car. (RB)	1174	189	6.2	761	142	5.4	413	47	8.8
18)	Colston, N.O. (WR)	1143	80	14.3	0	0	---	1143	80	14.3
19)	Peterson, Min. (RB)	1109	226	4.9	970	208	4.7	139	18	7.7
20)	Wells, Ariz (RB)	1099	255	4.3	1047	245	4.3	52	10	5.2
21)	*Murray, Dal. (RB)	1080	190	5.7	897	164	5.5	183	26	7.0
22)	*Helu, Was. (RB)	1019	200	5.1	640	151	4.2	379	49	7.7
23)	*Jones, Atl. (WR)	1015	60	16.9	56	6	9.3	959	54	17.8
24)	D. Jackson, Phi. (WR)	1002	65	15.4	41	7	5.9	961	58	16.6

**NFL / MOST YARDS FROM SCRIMMAGE**

Rank	Player, Team	Total			Rushing			Receiving		
		Yards	Att+Rec	Avg	Yards	Att	Avg	Yards	Rec	Avg
1)	Rice, Bal. (RB)	2068	367	5.6	1364	291	4.7	704	76	9.3
2)	Jones-Drew, Jac. (RB)	1980	386	5.1	1606	343	4.7	374	43	8.7
3)	Foster, Hou. (RB)	1841	331	5.6	1224	278	4.4	617	53	11.6
4)	Johnson, Det. (WR)	1692	97	17.4	11	1	11.0	1681	96	17.5
5)	McCoy, Phi. (RB)	1624	321	5.1	1309	273	4.8	315	48	6.6
6)	Welker, N.E. (WR)	1599	126	12.7	30	4	7.5	1569	122	12.9
7)	Mathews, S.D. (RB)	1546	272	5.7	1091	222	4.9	455	50	9.1
8)	Cruz, NY-G (WR)	1539	83	18.5	3	1	3.0	1536	82	18.7
9)	Turner, Atl. (RB)	1508	318	4.7	1340	301	4.5	168	17	9.9
10)	Forte, Chi. (RB)	1487	255	5.8	997	203	4.9	490	52	9.4
11)	S. Jackson, St.L (RB)	1478	302	4.9	1145	260	4.4	333	42	7.9
12)	C. Johnson, Ten. (RB)	1465	319	4.6	1047	262	4.0	418	57	7.3



13)	S. Smith, Car. (WR)	1450	85	17.1	56	6	9.3	1394	79	17.6
14)	Lynch, Sea. (RB)	1416	313	4.5	1204	285	4.2	212	28	7.6
15)	Fitzgerald, Ariz (WR)	1411	80	17.6	0	0	---	1411	80	17.6
16)	Bush, Oak. (RB)	1395	293	4.8	977	256	3.8	418	37	11.3
17)	Bush, Mia. (RB)	1382	259	5.3	1086	216	5.0	296	43	6.9
18)	Jackson, Buf. (RB)	1376	209	6.6	934	170	5.5	442	39	11.3
19)	R. Gronkowski, N.E. (TE)	1329	91	14.6	2	1	2.0	1327	90	14.7
20)	Gore, S.F. (RB)	1325	299	4.4	1211	282	4.3	114	17	6.7
21)	Sproles, N.O. (RB)	1313	173	7.6	603	87	6.9	710	86	8.3
22)	Harvin, Min. (WR)	1312	139	9.4	345	52	6.6	967	87	11.1
23)	Graham, N.O. (TE)	1310	99	13.2	0	0	---	1310	99	13.2
24)	White, Atl. (WR)	1296	100	13.0	0	0	---	1296	100	13.0
25)	Greene, NY-J (RB)	1265	283	4.5	1054	253	4.2	211	30	7.0
26)	Nelson, G.B. (WR)	1263	68	18.6	0	0	---	1263	68	18.6
27t)	McGahee, Den. (RB)	1250	261	4.8	1199	249	4.8	51	12	4.3
27t)	Wallace, Pit. (WR)	1250	77	16.2	57	5	11.4	1193	72	16.6
29)	Marshall, Mia. (WR)	1227	82	15.0	13	1	13.0	1214	81	15.0
30)	Nicks, NY-G (WR)	1192	76	15.7	0	0	---	1192	76	15.7
31)	Stewart, Car. (RB)	1174	189	6.2	761	142	5.4	413	47	8.8
32)	Bowe, K.C. (WR)	1171	82	14.3	12	1	12.0	1159	81	14.3
33)	Jackson, S.D. (WR)	1157	63	18.4	51	3	17.0	1106	60	18.4
34t)	Benson, Cin. (RB)	1149	288	4.0	1067	273	3.9	82	15	5.5
34t)	A. Brown, Pit. (WR)	1149	76	15.1	41	7	5.9	1108	69	16.1
36)	Colston, N.O. (WR)	1143	80	14.3	0	0	---	1143	80	14.3
37)	*Green, Cin. (WR)	1110	70	15.9	53	5	10.6	1057	65	16.3
38)	Peterson, Min. (RB)	1109	226	4.9	970	208	4.7	139	18	7.7
39)	Wells, Ariz (RB)	1099	255	4.3	1047	245	4.3	52	10	5.2
40)	Mendenhall, Pit. (RB)	1082	246	4.4	928	228	4.1	154	18	8.6
41)	*Murray, Dal. (RB)	1080	190	5.7	897	164	5.5	183	26	7.0
42)	Tate, Hou. (RB)	1040	188	5.5	942	175	5.4	98	13	7.5
43)	Washington, Ten. (WR)	1028	76	13.5	5	2	2.5	1023	74	13.8
44)	*Helu, Was. (RB)	1019	200	5.1	640	151	4.2	379	49	7.7
45)	*Jones, Atl. (WR)	1015	60	16.9	56	6	9.3	959	54	17.8
46)	St. Johnson, Buf. (WR)	1004	76	13.2	0	0	---	1004	76	13.2
47)	D. Jackson, Phi. (WR)	1002	65	15.4	41	7	5.9	961	58	16.6

**AFC / LEADERS IN FIRST DOWNS**

Rank	Player, Team	Rush	Rec	Tot
1)	Jones-Drew, Jac. (RB)	75	18	93
2)	Rice, Bal. (RB)	52	30	82
3)	Welker, N.E. (WR)	2	77	79
4)	Foster, Hou. (RB)	58	19	77
5t)	R. Gronkowski, N.E. (TE)	1	69	70
5t)	Mathews, S.D. (RB)	52	18	70
7)	Bush, Oak. (RB)	53	14	67
8)	C. Johnson, Ten. (RB)	47	13	60
9)	A. Brown, Pit. (WR)	2	57	59
10)	Wallace, Pit. (WR)	4	54	58
11)	Bowe, K.C. (WR)	0	57	57
12t)	Benson, Cin. (RB)	53	3	56
12t)	Tate, Hou. (RB)	52	4	56
14)	Jackson, S.D. (WR)	1	54	55
15t)	Marshall, Mia. (WR)	1	53	54
15t)	McGahee, Den. (RB)	52	2	54

**NFC / LEADERS IN FIRST DOWNS**

Rank	Player, Team	Rush	Rec	Tot
1)	McCoy, Phi. (RB)	84	18	102
2t)	Johnson, Det. (WR)	0	77	77
2t)	White, Atl. (WR)	0	77	77
4)	Graham, N.O. (TE)	0	74	74
5)	Lynch, Sea. (RB)	63	8	71
6)	Turner, Atl. (RB)	62	8	70
7)	S. Jackson, St.L (RB)	50	17	67
8)	Stewart, Car. (RB)	47	18	65
9)	Sproles, N.O. (RB)	27	35	62
10)	Fitzgerald, Ariz (WR)	0	61	61
11)	Harvin, Min. (WR)	15	45	60
12t)	Cruz, NY-G (WR)	0	59	59
12t)	Forte, Chi. (RB)	40	19	59
14)	Gore, S.F. (RB)	53	5	58
15)	S. Smith, Car. (WR)	3	53	56

**NFL / LEADERS IN FIRST DOWNS**

Rank	Player, Team	Rush	Rec	Tot
1)	McCoy, Phi. (RB)	84	18	102
2)	Jones-Drew, Jac. (RB)	75	18	93
3)	Rice, Bal. (RB)	52	30	82
4)	Welker, N.E. (WR)	2	77	79
5t)	Foster, Hou. (RB)	58	19	77
5t)	Johnson, Det. (WR)	0	77	77
5t)	White, Atl. (WR)	0	77	77
8)	Graham, N.O. (TE)	0	74	74
9)	Lynch, Sea. (RB)	63	8	71
10t)	R. Gronkowski, N.E. (TE)	1	69	70
10t)	Mathews, S.D. (RB)	52	18	70
10t)	Turner, Atl. (RB)	62	8	70
13t)	Bush, Oak. (RB)	53	14	67
13t)	S. Jackson, St.L (RB)	50	17	67
15)	Stewart, Car. (RB)	47	18	65
16)	Sproles, N.O. (RB)	27	35	62
17)	Fitzgerald, Ariz (WR)	0	61	61
18t)	Harvin, Min. (WR)	15	45	60
18t)	C. Johnson, Ten. (RB)	47	13	60
20t)	A. Brown, Pit. (WR)	2	57	59
20t)	Cruz, NY-G (WR)	0	59	59
20t)	Forte, Chi. (RB)	40	19	59
23t)	Gore, S.F. (RB)	53	5	58
23t)	Wallace, Pit. (WR)	4	54	58
25)	Bowe, K.C. (WR)	0	57	57
26t)	Benson, Cin. (RB)	53	3	56
26t)	S. Smith, Car. (WR)	3	53	56
26t)	Tate, Hou. (RB)	52	4	56
29t)	Colston, N.O. (WR)	0	55	55
29t)	Jackson, S.D. (WR)	1	54	55
31t)	Marshall, Mia. (WR)	1	53	54
31t)	McGahee, Den. (RB)	52	2	54
31t)	Nicks, NY-G (WR)	0	54	54
31t)	Peterson, Min. (RB)	49	5	54
35t)	Gonzalez, Atl. (TE)	0	53	53
35t)	Jackson, Buf. (RB)	40	13	53
37t)	Bradshaw, NY-G (RB)	42	10	52
37t)	Bush, Mia. (RB)	40	12	52
37t)	Greene, NY-J (RB)	46	6	52
37t)	*Newton, Car. (QB)	51	1	52
41t)	Gaffney, Was. (WR)	0	50	50
41t)	Mendenhall, Pit. (RB)	45	5	50
41t)	*Murray, Dal. (RB)	41	9	50
41t)	Wayne, Ind. (WR)	0	50	50

**AFC / LEADING PUNTERS**

Rank	Player, Team	No	Yards	Lg	Avg	TB	Blk	Dwn	Opp	Ret	In	Net
1)	Lechler, Oak.	78	3960	80	50.8	9	0	10	7	44	593	27 40.9
2)	Fields, Mia.	78	3810	70	48.8	7	0	9	5	47	463	32 41.1
3)	Moorman, Buf.	72	3472	66	48.2	10	1	7	4	43	494	20 38.1
4)	Scifres, S.D.	47	2234	71	47.5	2	0	3	5	25	329	17 39.7
5)	Colquitt, Den.	101	4783	66	47.4	7	0	13	3	51	585	33 40.2
6)	McAfee, Ind.	88	4102	64	46.6	3	1	11	8	48	554	21 39.2
7)	Koch, Bal.	73	3393	63	46.5	9	0	9	11	33	392	21 38.6
8)	Mesko, N.E.	57	2648	65	46.5	3	0	8	2	26	220	24 41.5
9)	Colquitt, K.C.	89	4084	68	45.9	5	0	17	5	36	411	27 40.1



10)	*Hartmann, Hou.	58	2573	69	44.4	7	0	7	5	26	243	15	37.8
11)	Huber, Cin.	91	4023	71	44.2	9	0	10	8	38	273	24	39.2
12)	Kern, Ten.	86	3747	64	43.6	7	0	10	10	36	221	31	39.4
13)	N. Harris, Jac.	72	3075	55	42.7	5	0	6	5	39	246	13	37.9
14)	Conley, NY-J	92	3926	63	42.7	6	0	16	7	32	241	32	38.8
15)	Turk, Jac.-Hou.	43	1755	65	40.8	6	0	10	5	15	151	11	34.5
16)	Maynard, Cle.	81	3282	63	40.5	1	0	17	13	25	288	32	36.7

**NFC / LEADING PUNTERS**

Rank	Player, Team	No	Yards	Lg	Avg	TB	Blk	Dwn	OB	Opp Ret	In	Net	
1)	Lee, S.F.	78	3970	68	50.9	9	1	12	1	39	315	28	44.0
2)	Morstead, N.O.	46	2224	64	48.3	4	1	6	7	19	118	13	43.1
3)	Ryan, Sea.	95	4431	77	46.6	8	0	17	3	47	541	34	39.3
4)	Kluwe, Min.	77	3517	60	45.7	3	0	7	5	43	532	22	38.0
5)	Weatherford, NY-G	82	3745	62	45.7	6	0	11	9	41	407	25	39.2
6)	Masthay, G.B.	55	2506	71	45.6	4	0	14	3	24	305	23	38.6
7)	Zastudil, Ariz	87	3929	66	45.2	5	0	11	4	48	565	24	37.5
8)	Koenen, T.B.	67	3023	65	45.1	3	0	9	5	36	266	24	40.3
9)	D. Jones, St.L	105	4652	65	44.3	9	1	14	9	45	552	29	37.0
10)	Podlesh, Chi.	89	3903	70	43.9	4	0	14	3	41	223	21	40.4
11)	McBriar, Dal.	58	2542	68	43.8	7	1	6	6	26	272	21	36.1
12)	Rocca, Was.	66	2842	63	43.1	1	0	9	3	32	250	28	39.0
13)	*Henry, Phi.	66	2830	60	42.9	9	1	8	2	31	176	19	36.9
14t)	*Bosher, Atl.	70	2990	59	42.7	4	1	9	2	31	150	27	38.9
14t)	*Donahue, Det.	49	2093	60	42.7	4	0	11	4	22	270	13	35.6
16)	Baker, Car.	66	2819	56	42.7	5	0	11	0	35	466	19	34.1

**NFL / LEADING PUNTERS**

Rank	Player, Team	No	Yards	Lg	Avg	TB	Blk	Dwn	OB	Opp Ret	In	Net	
1)	Lee, S.F.	78	3970	68	50.9	9	1	12	1	39	315	28	44.0
2)	Lechler, Oak.	78	3960	80	50.8	9	0	10	7	44	593	27	40.9
3)	Fields, Mia.	78	3810	70	48.8	7	0	9	5	47	463	32	41.1
4)	Morstead, N.O.	46	2224	64	48.3	4	1	6	7	19	118	13	43.1
5)	Moorman, Buf.	72	3472	66	48.2	10	1	7	4	43	494	20	38.1
6)	Scifres, S.D.	47	2234	71	47.5	2	0	3	5	25	329	17	39.7
7)	Colquitt, Den.	101	4783	66	47.4	7	0	13	3	51	585	33	40.2
8)	Ryan, Sea.	95	4431	77	46.6	8	0	17	3	47	541	34	39.3
9)	McAfee, Ind.	88	4102	64	46.6	3	1	11	8	48	554	21	39.2
10)	Koch, Bal.	73	3393	63	46.5	9	0	9	11	33	392	21	38.6
11)	Mesko, N.E.	57	2648	65	46.5	3	0	8	2	26	220	24	41.5
12)	Colquitt, K.C.	89	4084	68	45.9	5	0	17	5	36	411	27	40.1
13)	Kluwe, Min.	77	3517	60	45.7	3	0	7	5	43	532	22	38.0
14)	Weatherford, NY-G	82	3745	62	45.7	6	0	11	9	41	407	25	39.2
15)	Masthay, G.B.	55	2506	71	45.6	4	0	14	3	24	305	23	38.6
16)	Zastudil, Ariz	87	3929	66	45.2	5	0	11	4	48	565	24	37.5
17)	Koenen, T.B.	67	3023	65	45.1	3	0	9	5	36	266	24	40.3
18)	*Hartmann, Hou.	58	2573	69	44.4	7	0	7	5	26	243	15	37.8
19)	D. Jones, St.L	105	4652	65	44.3	9	1	14	9	45	552	29	37.0
20)	Huber, Cin.	91	4023	71	44.2	9	0	10	8	38	273	24	39.2
21)	Podlesh, Chi.	89	3903	70	43.9	4	0	14	3	41	223	21	40.4
22)	McBriar, Dal.	58	2542	68	43.8	7	1	6	6	26	272	21	36.1
23)	Kern, Ten.	86	3747	64	43.6	7	0	10	10	36	221	31	39.4
24)	Rocca, Was.	66	2842	63	43.1	1	0	9	3	32	250	28	39.0
25)	*Henry, Phi.	66	2830	60	42.9	9	1	8	2	31	176	19	36.9
26t)	*Bosher, Atl.	70	2990	59	42.7	4	1	9	2	31	150	27	38.9
26t)	*Donahue, Det.	49	2093	60	42.7	4	0	11	4	22	270	13	35.6
28)	Baker, Car.	66	2819	56	42.7	5	0	11	0	35	466	19	34.1
29)	N. Harris, Jac.	72	3075	55	42.7	5	0	6	5	39	246	13	37.9
30)	Conley, NY-J	92	3926	63	42.7	6	0	16	7	32	241	32	38.8
31)	Turk, Jac.-Hou.	43	1755	65	40.8	6	0	10	5	15	151	11	34.5
32)	Maynard, Cle.	81	3282	63	40.5	1	0	17	13	25	288	32	36.7

**AFC / LEADING PUNTERS, NET AVERAGE**

Rank	Player, Team	No	Yards	Lg	Avg	TB	Blk	Dwn	OB	Opp Ret	In	Net	
1)	Mesko, N.E.	57	2648	65	46.5	3	0	8	2	26	220	24	41.5
2)	Fields, Mia.	78	3810	70	48.8	7	0	9	5	47	463	32	41.1
3)	Lechler, Oak.	78	3960	80	50.8	9	0	10	7	44	593	27	40.9
4)	Colquitt, Den.	101	4783	66	47.4	7	0	13	3	51	585	33	40.2
5)	Colquitt, K.C.	89	4084	68	45.9	5	0	17	5	36	411	27	40.1
6)	Scifres, S.D.	47	2234	71	47.5	2	0	3	5	25	329	17	39.7
7)	Kern, Ten.	86	3747	64	43.6	7	0	10	10	36	221	31	39.4
8)	Huber, Cin.	91	4023	71	44.2	9	0	10	8	38	273	24	39.2
9)	McAfee, Ind.	88	4102	64	46.6	3	1	11	8	48	554	21	39.2
10)	Conley, NY-J	92	3926	63	42.7	6	0	16	7	32	241	32	38.8
11)	Koch, Bal.	73	3393	63	46.5	9	0	9	11	33	392	21	38.6
12)	Moorman, Buf.	72	3472	66	48.2	10	1	7	4	43	494	20	38.1
13)	N. Harris, Jac.	72	3075	55	42.7	5	0	6	5	39	246	13	37.9
14)	*Hartmann, Hou.	58	2573	69	44.4	7	0	7	5	26	243	15	37.8
15)	Maynard, Cle.	81	3282	63	40.5	1	0	17	13	25	288	32	36.7
16)	Turk, Jac.-Hou.	43	1755	65	40.8	6	0	10	5	15	151	11	34.5

**NFC / LEADING PUNTERS, NET AVERAGE**

Rank	Player, Team	No	Yards	Lg	Avg	TB	Blk	Dwn	OB	Opp Ret	In	Net	
1)	Lee, S.F.	78	3970	68	50.9	9	1	12	1	39	315	28	44.0
2)	Morstead, N.O.	46	2224	64	48.3	4	1	6	7	19	118	13	43.1
3)	Podlesh, Chi.	89	3903	70	43.9	4	0	14	3	41	223	21	40.4
4)	Koenen, T.B.	67	3023	65	45.1	3	0	9	5	36	266	24	40.3
5)	Ryan, Sea.	95	4431	77	46.6	8	0	17	3	47	541	34	39.3
6)	Weatherford, NY-G	82	3745	62	45.7	6	0	11	9	41	407	25	39.2
7)	Rocca, Was.	66	2842	63	43.1	1	0	9	3	32	250	28	39.0
8)	*Bosher, Atl.	70	2990	59	42.7	4	1	9	2	31	150	27	38.9



9)	Masthay, G.B.	55	2506	71	45.6	4	0	14	3	24	305	23	38.6
10)	Kluwe, Min.	77	3517	60	45.7	3	0	7	5	43	532	22	38.0
11)	Zastudil, Ariz	87	3929	66	45.2	5	0	11	4	48	565	24	37.5
12)	D. Jones, St.L	105	4652	65	44.3	9	1	14	9	45	552	29	37.0
13)	*Henry, Phi.	66	2830	60	42.9	9	1	8	2	31	176	19	36.9
14)	McBriar, Dal.	58	2542	68	43.8	7	1	6	6	26	272	21	36.1
15)	*Donahue, Det.	49	2093	60	42.7	4	0	11	4	22	270	13	35.6
16)	Baker, Car.	66	2819	56	42.7	5	0	11	0	35	466	19	34.1

**NFL / LEADING PUNTERS, NET AVERAGE**

Rank	Player, Team	No	Yards	Lg	Avg	TB	Blk	Dwn	OB	Opp	Ret	In	Net
1)	Lee, S.F.	78	3970	68	50.9	9	1	12	1	39	315	28	44.0
2)	Morstead, N.O.	46	2224	64	48.3	4	1	6	7	19	118	13	43.1
3)	Mesko, N.E.	57	2648	65	46.5	3	0	8	2	26	220	24	41.5
4)	Fields, Mia.	78	3810	70	48.8	7	0	9	5	47	463	32	41.1
5)	Lechler, Oak.	78	3960	80	50.8	9	0	10	7	44	593	27	40.9
6)	Podlesh, Chi.	89	3903	70	43.9	4	0	14	3	41	223	21	40.4
7)	Koenen, T.B.	67	3023	65	45.1	3	0	9	5	36	266	24	40.3
8)	Colquitt, Den.	101	4783	66	47.4	7	0	13	3	51	585	33	40.2
9)	Colquitt, K.C.	89	4084	68	45.9	5	0	17	5	36	411	27	40.1
10)	Scifres, S.D.	47	2234	71	47.5	2	0	3	5	25	329	17	39.7
11)	Kern, Ten.	86	3747	64	43.6	7	0	10	10	36	221	31	39.4
12)	Ryan, Sea.	95	4431	77	46.6	8	0	17	3	47	541	34	39.3
13)	Weatherford, NY-G	82	3745	62	45.7	6	0	11	9	41	407	25	39.2
14)	Huber, Cin.	91	4023	71	44.2	9	0	10	8	38	273	24	39.2
15)	McAfee, Ind.	88	4102	64	46.6	3	1	11	8	48	554	21	39.2
16)	Rocca, Was.	66	2842	63	43.1	1	0	9	3	32	250	28	39.0
17)	*Bosher, Atl.	70	2990	59	42.7	4	1	9	2	31	150	27	38.9
18)	Conley, NY-J	92	3926	63	42.7	6	0	16	7	32	241	32	38.8
19)	Koch, Bal.	73	3393	63	46.5	9	0	9	11	33	392	21	38.6
20)	Masthay, G.B.	55	2506	71	45.6	4	0	14	3	24	305	23	38.6
21)	Moorman, Buf.	72	3472	66	48.2	10	1	7	4	43	494	20	38.1
22)	Kluwe, Min.	77	3517	60	45.7	3	0	7	5	43	532	22	38.0
23)	N. Harris, Jac.	72	3075	55	42.7	5	0	6	5	39	246	13	37.9
24)	*Hartmann, Hou.	58	2573	69	44.4	7	0	7	5	26	243	15	37.8
25)	Zastudil, Ariz	87	3929	66	45.2	5	0	11	4	48	565	24	37.5
26)	D. Jones, St.L	105	4652	65	44.3	9	1	14	9	45	552	29	37.0
27)	*Henry, Phi.	66	2830	60	42.9	9	1	8	2	31	176	19	36.9
28)	Maynard, Cle.	81	3282	63	40.5	1	0	17	13	25	288	32	36.7
29)	McBriar, Dal.	58	2542	68	43.8	7	1	6	6	26	272	21	36.1
30)	*Donahue, Det.	49	2093	60	42.7	4	0	11	4	22	270	13	35.6
31)	Turk, Jac.-Hou.	43	1755	65	40.8	6	0	10	5	15	151	11	34.5
32)	Baker, Car.	66	2819	56	42.7	5	0	11	0	35	466	19	34.1

**AFC / PUNT RETURN LEADERS**

Rank	Player, Team	Ret	FC	Yards	Avg	Long	TD
1)	Arenas, K.C.	32	7	410	12.8	37	0
2)	Bess, Mia.	37	24	442	11.9	25	0
3)	Cribbs, Cle.	34	8	388	11.4	84t	1
4)	*Kerley, NY-J	29	16	317	10.9	53	0
5)	A. Brown, Pit.	30	26	325	10.8	60t	1
6)	Edelman, N.E.	28	7	300	10.7	72t	1
7)	Mariani, Ten.	46	18	490	10.7	79t	1
8)	Tate, Cin.	51	17	543	10.6	56t	1
9)	Jones, Hou.	49	7	518	10.6	79t	1
10)	Webb, Bal.	30	20	301	10.0	68t	1
11)	Cosby, Den.-Ind.	27	9	269	10.0	30	0
12)	Crayton, S.D.	22	9	202	9.2	31	0
13)	*D. Moore, Oak.	25	7	216	8.6	34	0

**NFC / PUNT RETURN LEADERS**

Rank	Player, Team	Ret	FC	Yards	Avg	Long	TD
1)	Hester, Chi.	28	15	454	16.2	82t	2
2)	*Peterson, Ariz	44	22	699	15.9	99t	4
3)	Ginn, S.F.	38	18	466	12.3	55t	1
4)	*Cobb, G.B.	26	18	295	11.3	80t	1
5)	Washington, Sea.	41	16	464	11.3	37	0
6)	Sproles, N.O.	29	19	294	10.1	72t	1
7)	Weems, Atl.	32	19	315	9.8	42	0
8)	Parker, T.B.	23	13	210	9.1	34	0
9)	Banks, Was.	36	9	328	9.1	55	0
10)	Sherels, Min.	33	20	277	8.4	53	0
11)	Logan, Det.	37	28	301	8.1	28	0
12)	A. Edwards, Car.	32	9	176	5.5	17	0

**AFC / KICKOFF RETURN LEADERS**

Rank	Player, Team	Ret	Yards	Avg	Long	TD
1)	J. McKnight, NY-J	34	1073	31.6	107t	1
2)	Goodman, S.D.	34	936	27.5	105t	1
3)	A. Brown, Pit.	27	737	27.3	52	0
4)	Cribbs, Cle.	39	974	25.0	63	0
5)	*Gates, Mia.	34	843	24.8	77	0
6)	Karim, Jac.	27	652	24.1	37	0
7)	Tate, Cin.	42	998	23.8	45	0
8)	Mariani, Ten.	32	748	23.4	49	0
9)	McCluster, K.C.	25	557	22.3	35	0
10)	Woodhead, N.E.	20	437	21.9	37	0
11)	*Lefeged, Ind.	31	578	18.6	51	0

**NFC / KICKOFF RETURN LEADERS**

Rank	Player, Team	Ret	Yards	Avg	Long	TD
1)	*Cobb, G.B.	34	941	27.7	108t	1
2)	Ginn, S.F.	29	800	27.6	102t	1
3)	Sproles, N.O.	40	1089	27.2	92	0

**NFL / PUNT RETURN LEADERS**

Rank	Player, Team	Ret	FC	Yards	Avg	Long	TD
1)	Hester, Chi.	28	15	454	16.2	82t	2
2)	*Peterson, Ariz	44	22	699	15.9	99t	4
3)	Arenas, K.C.	32	7	410	12.8	37	0
4)	Ginn, S.F.	38	18	466	12.3	55t	1
5)	Bess, Mia.	37	24	442	11.9	25	0
6)	Cribbs, Cle.	34	8	388	11.4	84t	1
7)	*Cobb, G.B.	26	18	295	11.3	80t	1
8)	Washington, Sea.	41	16	464	11.3	37	0
9)	*Kerley, NY-J	29	16	317	10.9	53	0
10)	A. Brown, Pit.	30	26	325	10.8	60t	1
11)	Edelman, N.E.	28	7	300	10.7	72t	1
12)	Mariani, Ten.	46	18	490	10.7	79t	1
13)	Tate, Cin.	51	17	543	10.6	56t	1
14)	Jones, Hou.	49	7	518	10.6	79t	1
15)	Sproles, N.O.	29	19	294	10.1	72t	1
16)	Webb, Bal.	30	20	301	10.0	68t	1
17)	Cosby, Den.-Ind.	27	9	269	10.0	30	0
18)	Weems, Atl.	32	19	315	9.8	42	0
19)	Crayton, S.D.	22	9	202	9.2	31	0
20)	Parker, T.B.	23	13	210	9.1	34	0
21)	Banks, Was.	36	9	328	9.1	55	0
22)	*D. Moore, Oak.	25	7	216	8.6	34	0
23)	Sherels, Min.	33	20	277	8.4	53	0
24)	Logan, Det.	37	28	301	8.1	28	0
25)	A. Edwards, Car.	32	9	176	5.5	17	0
4)	Stroughter, T.B.	20	540	27.0	78	0	
5)	*Pilaes, Car.	23	590	25.7	101t	1	
6)	Norwood, St.L	24	611	25.5	47	0	
7)	Logan, Det.	33	832	25.2	42	0	
8)	Washington, Sea.	43	1084	25.2	54	0	
9)	D. Thomas, NY-G	25	607	24.3	40	0	
10)	Stephens-Howling, Ariz	36	857	23.8	37	0	
11)	Weems, Atl.	24	563	23.5	37	0	
12)	Banks, Was.	51	1174	23.0	47	0	
13)	Porter, Cle.-St.L	25	554	22.2	32	0	
14)	Parker, T.B.	20	439	22.0	45	0	
15)	Hester, Chi.	33	723	21.9	98t	1	
16)	*Lewis, Phi.	31	669	21.6	33	0	

**NFL / KICKOFF RETURN LEADERS**

Rank	Player, Team	Ret	Yards	Avg	Long	TD
1)	J. McKnight, NY-J	34	1073	31.6	107t	1
2)	*Cobb, G.B.	34	941	27.7	108t	1
3)	Ginn, S.F.	29	800	27.6	102t	1
4)	Goodman, S.D.	34	936	27.5	105t	1



5)	A. Brown, Pit.	27	737	27.3	52	0
6)	Sproles, N.O.	40	1089	27.2	92	0
7)	Stroughter, T.B.	20	540	27.0	78	0
8)	*Pilares, Car.	23	590	25.7	101t	1
9)	Norwood, St.L	24	611	25.5	47	0
10)	Logan, Det.	33	832	25.2	42	0
11)	Washington, Sea.	43	1084	25.2	54	0
12)	Cribbs, Cle.	39	974	25.0	63	0
13)	*Gates, Mia.	34	843	24.8	77	0
14)	D. Thomas, NY-G	25	607	24.3	40	0
15)	Karim, Jac.	27	652	24.1	37	0
16)	Stephens-Howling, Ariz	36	857	23.8	37	0
17)	Tate, Cin.	42	998	23.8	45	0
18)	Weems, Atl.	24	563	23.5	37	0
19)	Mariani, Ten.	32	748	23.4	49	0
20)	Banks, Was.	51	1174	23.0	47	0
21)	McCluster, K.C.	25	557	22.3	35	0
22)	Porter, Cle.-St.L	25	554	22.2	32	0
23)	Parker, T.B.	20	439	22.0	45	0
24)	Hester, Chi.	33	723	21.9	98t	1
25)	Woodhead, N.E.	20	437	21.9	37	0
26)	*Lewis, Phi.	31	669	21.6	33	0
27)	*Lefeged, Ind.	31	578	18.6	51	0

**AFC / LEADERS IN INTERCEPTIONS**

Rank	Player, Team	Int	Yards	Avg	Long	TD
1t)	Arrington, N.E.	7	92	13.1	28	0
1t)	Weddle, S.D.	7	89	12.7	26	0
3t)	Giordano, Oak.	5	130	26.0	62	0
3t)	Webb, Bal.	5	81	16.2	73t	1
5t)	Revis, NY-J	4	184	46.0	100t	1
5t)	Nelson, Cin.	4	115	28.8	75t	1
5t)	Cromartie, NY-J	4	105	26.3	42	0
5t)	Flowers, K.C.	4	95	23.8	58t	1
5t)	Davis, Mia.	4	60	15.0	28	0
5t)	Harris, NY-J	4	55	13.8	35t	1
5t)	Joseph, Hou.	4	40	10.0	29	0
5t)	Allen, Hou.	4	34	8.5	34	0
5t)	Wilson, Buf.	4	26	6.5	12	0
5t)	Carr, K.C.	4	17	4.3	14	0
5t)	Routt, Oak.	4	7	1.8	3	0
16t)	K. Lewis, K.C.	3	119	39.7	59t	1
16t)	Byrd, Buf.	3	88	29.3	37t	1
16t)	Barnett, Buf.	3	80	26.7	33	1
16t)	Florence, Buf.	3	64	21.3	30	1
16t)	Adams, Cle.	3	33	11.0	29	0
16t)	E. Reed, Bal.	3	25	8.3	16	0
16t)	McGraw, K.C.	3	4	1.3	4	0

**NFC / LEADERS IN INTERCEPTIONS**

Rank	Player, Team	Int	Yards	Avg	Long	TD
1)	Woodson, G.B.	7	63	9.0	30t	1
2t)	Browner, Sea.	6	220	36.7	94t	2
2t)	Rogers, S.F.	6	106	17.7	31t	1
2t)	Webster, NY-G	6	71	11.8	25	0
2t)	Goldson, S.F.	6	53	8.8	21	0
6t)	Houston, Det.	5	225	45.0	100t	2
6t)	Peprah, G.B.	5	147	29.4	76	1
8t)	T. Williams, G.B.	4	92	23.0	43t	1
8t)	Lee, Dal.	4	87	21.8	37	0
8t)	Newman, Dal.	4	80	20.0	43t	1
8t)	DeCoud, Atl.	4	77	19.3	49	0
8t)	Shields, G.B.	4	68	17.0	60	0
8t)	Coleman, Phi.	4	60	15.0	35	0
8t)	Phillips, NY-G	4	50	12.5	31	0
8t)	Wright, Det.	4	49	12.3	22	0
8t)	*Sherman, Sea.	4	45	11.3	33	0
8t)	D. Moore, Chi.	4	31	7.8	20t	1
8t)	P. Robinson, N.O.	4	31	7.8	25	0
8t)	Chancellor, Sea.	4	27	6.8	9	0
8t)	Ross, NY-G	4	19	4.8	19	0
8t)	Brown, S.F.	4	15	3.8	11	0
22t)	Hawthorne, Sea.	3	111	37.0	77t	1
22t)	Marshall, Ariz	3	83	27.7	49	0
22t)	Tillman, Chi.	3	66	22.0	44t	2
22t)	A. Smith, Det.	3	64	21.3	30t	1
22t)	Wright, Chi.	3	60	20.0	36	1
22t)	Samuel, Phi.	3	53	17.7	20t	1
22t)	Matthews, G.B.	3	47	15.7	38t	1
22t)	Spivey, Det.	3	47	15.7	30	0
22t)	Hall, Was.	3	46	15.3	26	0
22t)	Gamble, Car.	3	43	14.3	24	0
22t)	Atogwe, Was.	3	42	14.0	26	0
22t)	Gordy, St.L	3	37	12.3	30	0
22t)	Chaney, Phi.	3	25	8.3	14	0
22t)	Martin, Car.	3	16	5.3	15	0
22t)	Barber, T.B.	3	12	4.0	12	0
22t)	Graham, Chi.	3	11	3.7	10	0
22t)	Asomugha, Phi.	3	10	3.3	6	0
22t)	Urlacher, Chi.	3	7	2.3	8	0
22t)	Burnett, G.B.	3	0	0.0	0	0

**NFL / LEADERS IN INTERCEPTIONS**

Rank	Player, Team	Int	Yards	Avg	Long	TD
1t)	Arrington, N.E.	7	92	13.1	28	0
1t)	Weddle, S.D.	7	89	12.7	26	0
1t)	Woodson, G.B.	7	63	9.0	30t	1

4t)	Browner, Sea.	6	220	36.7	94t	2
4t)	Rogers, S.F.	6	106	17.7	31t	1
4t)	Webster, NY-G	6	71	11.8	25	0
4t)	Goldson, S.F.	6	53	8.8	21	0
8t)	Houston, Det.	5	225	45.0	100t	2
8t)	Peprah, G.B.	5	147	29.4	76	1
8t)	Giordano, Oak.	5	130	26.0	62	0
8t)	Webb, Bal.	5	81	16.2	73t	1
12t)	Revis, NY-J	4	184	46.0	100t	1
12t)	Nelson, Cin.	4	115	28.8	75t	1
12t)	Cromartie, NY-J	4	105	26.3	42	0
12t)	Flowers, K.C.	4	95	23.8	58t	1
12t)	T. Williams, G.B.	4	92	23.0	43t	1
12t)	Lee, Dal.	4	87	21.8	37	0
12t)	Newman, Dal.	4	80	20.0	43t	1
12t)	DeCoud, Atl.	4	77	19.3	49	0
12t)	Shields, G.B.	4	68	17.0	60	0
12t)	Coleman, Phi.	4	60	15.0	35	0
12t)	Davis, Mia.	4	60	15.0	28	0
12t)	Harris, NY-J	4	55	13.8	35t	1
12t)	Phillips, NY-G	4	50	12.5	31	0
12t)	Wright, Det.	4	49	12.3	22	0
12t)	*Sherman, Sea.	4	45	11.3	33	0
12t)	Joseph, Hou.	4	40	10.0	29	0
12t)	Allen, Hou.	4	34	8.5	34	0
12t)	D. Moore, Chi.	4	31	7.8	20t	1
12t)	P. Robinson, N.O.	4	31	7.8	25	0
12t)	Chancellor, Sea.	4	27	6.8	9	0
12t)	Wilson, Buf.	4	26	6.5	12	0
12t)	Ross, NY-G	4	19	4.8	19	0
12t)	Carr, K.C.	4	17	4.3	14	0
12t)	Brown, S.F.	4	15	3.8	11	0
12t)	Routt, Oak.	4	7	1.8	3	0
37t)	K. Lewis, K.C.	3	119	39.7	59t	1

**AFC / LEADERS IN SACKS**

Rank	Player, Team	Sacks
1)	Suggs, Bal. (LB)	14.0
2)	Hali, K.C. (LB)	12.0
3t)	Barwin, Hou. (LB)	11.5
3t)	*Miller, Den. (LB)	11.5
5)	Barnes, S.D. (LB)	11.0
6t)	Anderson, N.E. (DE)	10.0
6t)	A. Carter, N.E. (DE)	10.0
8t)	Dumervil, Den. (DE)	9.5
8t)	Mathis, Ind. (DE)	9.5
10t)	Harrison, Pit. (LB)	9.0
10t)	Woodley, Pit. (LB)	9.0
12t)	Freeney, Ind. (DE)	8.5
12t)	*Sheard, Cle. (DE)	8.5
12t)	Wake, Mia. (LB)	8.5
15t)	Atkins, Cin. (DT)	8.0
15t)	Mincey, Jac. (DE)	8.0
17)	Kelly, Oak. (DT)	7.5
18t)	*Klug, Ten. (DT)	7.0
18t)	Taylor, Mia. (LB)	7.0
18t)	Wimbley, Oak. (LB)	7.0
21t)	Ninkovich, N.E. (LB)	6.5
21t)	A. Smith, Hou. (DE)	6.5
23t)	Fanene, Cin. (DE)	6.0
23t)	Maybin, NY-J (DE)	6.0
23t)	*McPhee, Bal. (DE)	6.0
23t)	Odrick, Mia. (DE)	6.0
23t)	*Reed, Hou. (LB)	6.0
23t)	Seymour, Oak. (DT)	6.0
29t)	*Dareus, Buf. (DE)	5.5
29t)	*Houston, K.C. (LB)	5.5
29t)	Mich. Johnson, Cin. (DE)	5.5
29t)	Kruger, Bal. (LB)	5.5
29t)	*Watt, Hou. (DE)	5.5
34t)	Bryant, Oak. (DE)	5.0
34t)	Harris, NY-J (LB)	5.0
34t)	Kelsay, Buf. (LB)	5.0
34t)	McClain, Oak. (LB)	5.0
34t)	Ngata, Bal. (DE)	5.0
34t)	Rubin, Cle. (DT)	5.0
34t)	Williams, Den. (LB)	5.0
34t)	M. Williams, Hou. (LB)	5.0
42t)	Dunlap, Cin. (DE)	4.5
42t)	Pace, NY-J (LB)	4.5
42t)	Redding, Bal. (DE)	4.5
42t)	Scott, NY-J (LB)	4.5
42t)	Starks, Mia. (DE)	4.5

**NFC / LEADERS IN SACKS**

Rank	Player, Team	Sacks
1)	J. Allen, Min. (DE)	22.0
2)	Ware, Dal. (LB)	19.5
3)	Babin, Phi. (DE)	18.0
4)	Pierre-Paul, NY-G (DE)	16.5
5)	*Ald. Smith, S.F. (LB)	14.0
6)	Long, St.L (DE)	13.0
7t)	Avril, Det. (DE)	11.0
7t)	Clemons, Sea. (DE)	11.0
7t)	Cole, Phi. (DE)	11.0
10)	Peppers, Chi. (DE)	10.5
11)	Abraham, Atl. (DE)	9.5



12t)	Johnson, Car. (DE)	9.0
12t)	Orakpo, Was. (LB)	9.0
12t)	Umenyiora, NY-G (DE)	9.0
15t)	Campbell, Ariz (DE)	8.0
15t)	Robison, Min. (DE)	8.0
15t)	Vanden Bosch, Det. (DE)	8.0
18t)	*Clayborn, T.B. (DE)	7.5
18t)	Harper, N.O. (DB)	7.5
18t)	*Kerrigan, Was. (LB)	7.5
18t)	J. Smith, S.F. (DE)	7.5
22t)	*Acho, Ariz (LB)	7.0
22t)	Brooks, S.F. (LB)	7.0
22t)	Melton, Chi. (DT)	7.0
25)	Smith, N.O. (DE)	6.5
26t)	Bowen, Was. (DE)	6.0
26t)	Hall, St.L (DE)	6.0
26t)	Matthews, G.B. (LB)	6.0
26t)	Spencer, Dal. (LB)	6.0
30t)	Carriker, Was. (DE)	5.5
30t)	Jenkins, Phi. (DT)	5.5
30t)	McDonald, S.F. (DE)	5.5
33t)	Bishop, G.B. (LB)	5.0
33t)	Idoniye, Chi. (DE)	5.0
33t)	*Quinn, St.L (DE)	5.0
33t)	Tollefson, NY-G (DE)	5.0
33t)	Tuck, NY-G (DE)	5.0
33t)	Washington, Ariz (LB)	5.0
33t)	Williams, Min. (DT)	5.0
40t)	Galette, N.O. (DE)	4.5
40t)	Hatcher, Dal. (DE)	4.5
40t)	Jackson, Det. (DE)	4.5
40t)	Schofield, Ariz (LB)	4.5

#### NFL / LEADERS IN SACKS

Rank	Player, Team	Sacks
1)	J. Allen, Min. (DE)	22.0
2)	Ware, Dal. (LB)	19.5
3)	Babin, Phi. (DE)	18.0
4)	Pierre-Paul, NY-G (DE)	16.5
5t)	*Ald. Smith, S.F. (LB)	14.0
5t)	Suggs, Bal. (LB)	14.0
7)	Long, St.L (DE)	13.0
8)	Hali, K.C. (LB)	12.0
9t)	Barwin, Hou. (LB)	11.5
9t)	*Miller, Den. (LB)	11.5
11t)	Avril, Det. (DE)	11.0
11t)	Barnes, S.D. (LB)	11.0
11t)	Clemons, Sea. (DE)	11.0
11t)	Cole, Phi. (DE)	11.0
15)	Peppers, Chi. (DE)	10.5
16t)	Anderson, N.E. (DE)	10.0
16t)	A. Carter, N.E. (DE)	10.0
18t)	Abraham, Atl. (DE)	9.5
18t)	Dumervil, Den. (DE)	9.5
18t)	Mathis, Ind. (DE)	9.5
21t)	Harrison, Pit. (LB)	9.0
21t)	Johnson, Car. (DE)	9.0
21t)	Orakpo, Was. (LB)	9.0
21t)	Umenyiora, NY-G (DE)	9.0
21t)	Woodley, Pit. (LB)	9.0
26t)	Freeney, Ind. (DE)	8.5
26t)	*Sheard, Cle. (DE)	8.5
26t)	Wake, Mia. (LB)	8.5
29t)	Atkins, Cin. (DT)	8.0
29t)	Campbell, Ariz (DE)	8.0
29t)	Mincey, Jac. (DE)	8.0
29t)	Robison, Min. (DE)	8.0
29t)	Vanden Bosch, Det. (DE)	8.0



WEEK 17 / THROUGH SUNDAY, JANUARY 1, 2012

Team/Offense Rank (Within League)

BAL	BUF	CIN	CLE	DEN	HOU	IND	JAX	KC	MIA	NE	NYJ	OAK	PIT	SD	TEN	ARI	ATL	CAR	CHI	DAL	DET	GB	MIN	NO	NYG	PHI	STL	SF	SEA	TB	WAS	
15	14	20	29	23	13	30	32	27	22	2	25	9	12	6	17	TYds/G	19	10	7	24	11	5	3	18	1	8	4	31	26	28	21	16
18	13	23	30	25	12	29	32	26	22	3	28	9	11	6	15	TYds/P	19	14	4	21	10	8	2	17	1	7	5	31	24	27	16	20
10	13	19	28	1	2	26	12	15	11	20	22	7	14	16	31	RYds/G	24	17	3	9	18	29	27	4	6	32	5	23	8	21	30	25
12	5	27	31	6	8	18	23	28	15	24	30	7	11	14	29	RshAvg	17	21	1	10	9	13	26	2	4	32	3	20	19	25	16	22
19	15	20	24	31	18	27	32	25	23	2	21	11	10	6	12	PsYd/G	17	8	13	26	7	4	3	28	1	5	9	30	29	22	16	14
19	15	17	30	29	8	28	32	24	18	2	25	6	9	5	14	PasAvg	21	13	10	23	11	12	1	27	3	4	7	31	20	26	22	16
9	30	13	10	19	4	14	20	25	17	5	22	31	18	24	11	%HdInt	28	8	21	29	6	12	2	23	7	15	32	3	1	16	27	26
13	2	5	17t	27	20	14	24	16	32	9	21	7	23	8	3	Sac/PP	28	4	15	31	17t	10	22	25	1	6	12	30	26	29	11	19
15t	14	22	25	20t	13	31	32	26t	19	2	17	11	9	3	24	1D/Gm	20t	6t	8	28	12	6t	5	18	1	10	4	29	23	30	26t	15t
7	28	18	12	30	8	23	25	19	26	5	22	21	4	2	17	3D Eff	29	6	10	27	11	20	3	13	1	14	9	32	31	24	16	15
6t	15	16	8	32	30	21t	24	14	19t	3	21t	9	19t	21t	1	4D Eff	4t	26t	4t	31	10t	6t	10t	17	29	26t	12t	25	2	12t	18	26t
19	4	7	9	3	15	32	31	6	8	16	18	24	13	22	14	PR Avg	2	20	30	1	27	26	12	23	17	29	28	11	5	10	25	21
9	23	24	17	11	7	32	25	30	13	29	4	18	8	6	5	KR Avg	15	19	16	28	20t	14	12	2	3	22	31	20t	1	10	26	27
9	4	19	32	6	20	11	31	12	3	10	28	1	18	5	24	GPntAv	17	30	27	22	26	23	15	13	7	14	29	21	2	8	16	25
19	22	14	30	8	24	15	29	9	4	3	18	5	20	10	11	NPntAv	25	17	32	6	28	31	21	23	2	13	27	26	1	12	7	16
12	14	18	30	25	10	28t	28t	31	20	3	13	16	21t	5t	21t	Pts/Gm	24	7	5t	17	15	4	1	19	2	9	8	32	11	23	27	26
26	31t	8	17t	27t	15	11	3	20t	13t	12	27t	6	31t	20t	4	FG%	22t	1	24t	7	9	17t	10	24t	19	22t	5	30	13t	16	2	29

Opponent/Defense Rank (Within League)

BAL	BUF	CIN	CLE	DEN	HOU	IND	JAX	KC	MIA	NE	NYJ	OAK	PIT	SD	TEN	ARI	ATL	CAR	CHI	DAL	DET	GB	MIN	NO	NYG	PHI	STL	SF	SEA	TB	WAS	
3	26	7	10	20	2	25	6	11	15	31	5	29	1	16	18t	TYds/G	18t	12	28	17	14	23	32	21	24	27	8	22	4	9	30	13
2	28	4	9	16	3	22	8	15	13	29	5	26	1	25	11	TYds/P	10	18	30	14	24	20	31	21	27	23	12	19	6	7	32	17
2	28	10	30	22	4	29	9	26	3	17	13	27	8	20	24	RYds/G	21	6	25	5	7	23	14	11	12	19	16	31	1	15	32	18
2	27	8	21	13	11	17	5	14	3	24	7	32	9	20	22	RshAvg	16	15	25	10	12	30	26	6	29	23	19	28	1	4	31	18
4	19	9	2	18	3	15	8	6	25	31	5	27	1	13	14	PsYd/G	17	20	24	28	23	22	32	26	30	29	10	7	16	11	21	12
3	26	4	6	21	2	27	14	24	18	29	7	15	1	28	5	PasAvg	10	19	32	13	23	8	30	25	16	20	11	17	9	12	31	22
19	5	27	25	29	14	30	12	2	21	7	6	15	24	8	26	%HdInt	28	11	18	13	20	9	1	31	32	10	17	23	4	3	16	22
3	27	4	15	10	5	26	24	21	13	20	14	19	18	17	31	Sac/PP	11	25	22	29	9	16	32	2	28	6	1	8	12	23	30	7
4	27	7	13	19	5	28	3	9t	15t	32	6	31	1	17	20	1D/Gm	25	11	23	9t	14	21	30	24	22	26	8	18	2	15t	29	12
2	21	12	24	6	14	31	15	8	7	28	4	25	19	32	23	3D Eff	1	29	27	10	22	3	26	30	5	17	13	18	11	9	20	16
21	31t	8t	17	6t	20	22t	19	18	22t	15t	1	5	28	2	10t	4D Eff	22t	25	6t	12t	8t	15t	3	26t	4	26t	12t	29	12t	30	31t	10t
24	20	7	23	19	15	22	6	18	16	13	9	32	12	29	4	PR Avg	25	1	30	2	14	31	28	27	5	17	3	26	11	21	8	10
31	1	3	12	20	7	32	18	17	10	6	4	27	16	25	8	KR Avg	23	22	30	19	5	26	15	21	28	11	14	24	13	29	9	2
8	15	26	23	30	27	9	5	32	21	22	18	25	7	28	10	GPntAv	13	24	4	1	31	19	2	29	12	11	3	16	17	14	6	20
13	16	18	9	11	23	26	22	24	15	19	12	29	17	30	2	NPntAv	1	27	10	3	32	25	5	31	14	28	21	20	4	6	7	8
3	30	9	5	24	4	28	11	12	6	15	20	29	1	22	8	Pts/Gm	17	18	27	14	16	23	19	31	13	25	10	26	2	7	32	21
29	21	10t	26t	14	18t	23	5	15t	6t	24	32	2	10t	28	31	FG%	3	15t	25	18t	6t	26t	10t	30	22	9	1	20	10t	4	8	17



**POSTSEASON / WEEK 22 / THROUGH SUNDAY, FEBRUARY 5, 2012**

<b>OFFENSE</b>	<b>NY-G</b>	<b>N.E.</b>	<b>Balt.</b>	<b>Cin.</b>	<b>Denv.</b>	<b>Hou.</b>	<b>Pitt.</b>	<b>Atl.</b>
GAMES (Won-Lost)	4-0	2-1	1-1	0-1	1-1	1-1	0-1	0-1
FIRST DOWNS	84	77	30	21	33	35	21	14
Rushing	21	23	8	8	13	14	9	4
Passing	61	49	22	11	16	20	11	9
Penalty	2	5	0	2	4	1	1	1
YDS GAINED (tot)	1610	1188	625	300	699	655	400	247
Avg per Game	402.5	396.0	312.5	300.0	349.5	327.5	400.0	247.0
RUSHING (net)	466	325	203	76	275	319	156	64
Avg per Game	116.5	108.3	101.5	76.0	137.5	159.5	156.0	64.0
Rushes	112	80	62	19	74	63	23	21
Yards per Rush	4.2	4.1	3.3	4.0	3.7	5.1	6.8	3.0
PASSING (net)	1144	863	422	224	424	336	244	183
Avg per Game	286.0	287.7	211.0	224.0	212.0	168.0	244.0	183.0
Passes Att.	163	111	63	42	47	55	40	41
Completed	106	75	36	27	19	28	22	24
Pct Completed	65.0	67.6	57.1	64.3	40.4	50.9	55.0	58.5
Yards Gained	1219	878	482	257	452	343	289	199
Sacked	11	3	8	4	5	2	5	2
Yards Lost	75	15	60	33	28	7	45	16
Had intercepted	1	4	1	3	0	3	1	0
Yards Opp Ret	12	56	19	28	0	1	9	0
Opp TDs on Int	0	0	0	1	0	0	0	0
PUNTS	22	8	13	3	11	10	4	7
Avg Yards	45.4	43.3	47.6	48.3	39.6	45.1	46.0	46.0
PUNT RETURNS	12	5	1	3	3	9	0	0
Avg Return	7.8	7.0	4.0	6.7	9.0	1.8	0.0	0.0
Returned for TD	0	0	0	0	0	0	0	0
KICKOFF RETURNS	7	7	2	1	5	4	0	4
Avg Return	17.6	28.9	22.5	22.0	17.4	33.3	0.0	24.5
Returned for TD	0	0	0	0	0	0	0	0
PENALTIES	23	8	6	3	10	8	6	3
Yards Penalized	187	53	33	25	85	107	61	15
FUMBLES BY	3	3	4	1	4	3	2	0
Fumbles Lost	0	2	0	0	2	1	0	0
Opp Fumbles	7	5	5	0	3	4	2	0
Opp Fum Lost	5	1	2	0	1	0	1	0
POSS. TIME (avg)	34:05	25:20	32:26	30:17	31:11	29:12	31:00	25:26
TOUCHDOWNS	11	10	4	1	4	5	2	0
Rushing	2	2	0	1	2	3	1	0
Passing	9	8	4	0	2	1	1	0
Returns	0	0	0	0	0	1	0	0
EXTRA-PT KICKS	10/10	10/10	4/4	1/1	3/3	5/5	2/2	0/0
2-PT CONVERSIONS	0/1	0/0	0/0	0/0	0/0	0/0	0/0	0/0
FIELD GOALS/FGA	8/10	5/5	4/5	1/2	4/4	3/4	3/3	0/0
POINTS SCORED	102	85	40	10	39	44	23	2





DEFENSE	NY-G	N.E.	Balt.	Cin.	Denv.	Hou.	Pitt.	Atl.
POINTS ALLOWED	56	51	36	31	68	30	29	24
OPP FIRST DOWNS	75	60	41	19	52	32	18	19
Rushing	24	20	13	9	18	10	6	8
Passing	44	38	26	9	30	20	9	11
Penalty	7	2	2	1	4	2	3	0
OPP YARDS GAINED	1312	1046	645	340	909	527	447	442
Avg per Game	328.0	348.7	322.5	340.0	454.5	263.5	447.0	442.0
OPP RUSHING(net)	444	374	227	188	302	163	131	172
Avg per Game	111.0	124.7	113.5	188.0	151.0	81.5	131.0	172.0
Rushes	91	99	59	35	53	50	34	31
Yards per Rush	4.9	3.8	3.8	5.4	5.7	3.3	3.9	5.5
OPP PASSING(net)	868	672	418	152	607	364	316	270
Avg per Game	217.0	224.0	209.0	152.0	303.5	182.0	316.0	270.0
Passes Att.	154	102	71	20	74	69	21	32
Completed	89	61	39	11	48	41	10	23
Pct Completed	57.8	59.8	54.9	55.0	64.9	59.4	47.6	71.9
Sacked	11	11	1	2	5	9	0	1
Yards Lost	67	66	5	7	45	69	0	7
INTERCEPTED BY	2	1	5	0	2	3	0	0
Yards Returned	0	19	40	0	26	28	0	0
Returned for TD	0	0	0	0	0	1	0	0
OPP PUNT RETURNS	9	2	9	3	2	3	3	5
Avg return	9.6	7.0	1.2	4.0	14.0	6.7	9.0	5.6
OPP KICKOFF RET	15	9	7	0	1	2	1	1
Avg return	24.3	18.1	33.4	0.0	28.0	23.5	19.0	27.0
OPP TOUCHDOWNS	6	5	3	4	8	3	3	3
Rushing	0	2	3	2	1	1	1	0
Passing	6	3	0	1	7	2	2	3
Returns	0	0	0	1	0	0	0	0



<b>OFFENSE</b>	<b>Det.</b>	<b>G.B.</b>	<b>N.O.</b>	<b>S.F.</b>
GAMES (Won-Lost)	0-1	0-1	1-1	1-1
FIRST DOWNS	22	25	60	32
Rushing	2	8	14	12
Passing	20	15	43	16
Penalty	0	2	3	4
YDS GAINED (tot)	412	388	1098	735
Avg per Game	412.0	388.0	549.0	367.5
RUSHING (net)	32	147	204	293
Avg per Game	32.0	147.0	102.0	146.5
Rushes	10	23	50	50
Yards per Rush	3.2	6.4	4.1	5.9
PASSING (net)	380	241	894	442
Avg per Game	380.0	241.0	447.0	221.0
Passes Att.	43	46	106	68
Completed	28	26	73	36
Pct Completed	65.1	56.5	68.9	52.9
Yards Gained	380	264	928	495
Sacked	0	4	5	7
Yards Lost	0	23	34	53
Had intercepted	2	1	2	0
Yards Opp Ret	17	0	41	0
Opp TDs on Int	0	0	0	0
PUNTS	3	2	5	18
Avg Yards	42.3	39.5	45.4	47.3
PUNT RETURNS	0	1	5	11
Avg Return	0.0	16.0	6.6	9.0
Returned for TD	0	0	0	0
KICKOFF RETURNS	2	4	7	6
Avg Return	20.5	23.5	16.1	24.2
Returned for TD	0	0	0	0
PENALTIES	7	3	3	9
Yards Penalized	64	20	18	83
FUMBLES BY	0	3	5	7
Fumbles Lost	0	3	5	3
Opp Fumbles	2	0	3	4
Opp Fum Lost	2	0	1	3
POSS. TIME (avg)	22:24	30:25	34:28	26:43
TOUCHDOWNS	4	2	10	6
Rushing	1	0	3	1
Passing	3	2	7	5
Returns	0	0	0	0
EXTRA-PT KICKS	4/4	2/2	9/9	5/5
2-PT CONVERSIONS	0/0	0/0	1/1	0/1
FIELD GOALS/FGA	0/0	2/2	2/2	4/4
POINTS SCORED	28	20	77	53



<b>DEFENSE</b>	<b>Det.</b>	<b>G.B.</b>	<b>N.O.</b>	<b>S.F.</b>
POINTS ALLOWED	45	37	64	52
OPP FIRST DOWNS	34	19	39	46
Rushing	12	3	8	5
Passing	20	15	31	40
Penalty	2	1	0	1
OPP YARDS GAINED	626	420	819	824
Avg per Game	626.0	420.0	409.5	412.0
OPP RUSHING(net)	167	95	175	122
Avg per Game	167.0	95.0	87.5	61.0
Rushes	36	27	32	40
Yards per Rush	4.6	3.5	5.5	3.1
OPP PASSING(net)	459	325	644	702
Avg per Game	459.0	325.0	322.0	351.0
Passes Att.	43	33	85	121
Completed	33	21	52	72
Pct Completed	76.7	63.6	61.2	59.5
Sacked	2	1	4	9
Yards Lost	7	5	35	76
INTERCEPTED BY	0	1	2	2
Yards Returned	0	12	17	41
Returned for TD	0	0	0	0
OPP PUNT RETURNS	2	0	3	9
Avg return	2.0	0.0	9.7	9.3
OPP KICKOFF RET	2	1	4	6
Avg return	27.0	4.0	21.5	12.7
OPP TOUCHDOWNS	6	4	8	6
Rushing	3	1	2	0
Passing	3	3	6	6
Returns	0	0	0	0



TEAM RANKINGS

American Football Conference

Offense Defense

Total Rush Pass Total Rush Pass

Balt.	5	5	5	2	2	3
Cin.	6	6	3	3	6	*1
Denver	3	3	4	6	5	5
Hou.	4	*1	6	*1	1	2
N.E.	2	4	1	4	3	4
Pitt.	1	2	2	5	4	6

National Football Conference

Offense Defense

Total Rush Pass Total Rush Pass

Atl.	6	5	6	5	6	2
Det.	2	6	2	6	5	6
G.B.	4	1	4	4	3	4
N.O.	*1	4	*1	2	2	3
Giants	3	3	3	1	4	1
S.F.	5	2	5	3	*1	5

National Football League

Offense Defense

Total Rush Pass Total Rush Pass

Atl.	12	11	11	9	11	6
Balt.	10	9	10	2	6	3
Cin.	11	10	7	4	12	*1
Denver	8	5	9	11	9	7
Det.	2	12	2	12	10	12
G.B.	6	3	6	8	4	10
Hou.	9	*1	12	*1	2	2
N.E.	5	7	3	5	7	5
N.O.	*1	8	*1	6	3	9
Giants	3	6	4	3	5	4
Pitt.	4	2	5	10	8	8
S.F.	7	4	8	7	*1	11

T = Tied for position

\* = League Leader



**AFC / TEAM/OFFENSE RANK**

Tm	(A)	(B)	(C)	(D)	(E)	(F)	(G)	(H)	(I)	(J)	(K)	(L)	(M)	(N)	(O)	(P)	(Q)
BAL	5	5	5	6	5	3	2	6	6	5	3t	4	3	2	2	4	4
CIN	6	6	6	4	3	6	6	3	2t	2	3t	3	4	1	1	6	6
DEN	3	3	3	5	4	1	1	4	5	6	2	1	5	6	6	5	1t
HOU	4	4	1	2	6	4	5	2	4	4	3t	5	1	4	3	3	5
NE	2	1	4	3	1	2	4	1	1	1	1	2	2	5	5	1	1t
PIT	1	2	2	1	2	5	3	5	2t	3	3t	6	6	3	4	2	1t

**AFC / OPPONENT/DEFENSE RANK**

Tm	(A)	(B)	(C)	(D)	(E)	(F)	(G)	(H)	(I)	(J)	(K)	(L)	(M)	(N)	(O)	(P)	(Q)	(R)	(S)
BAL	2	2	2	3	3	2	1	5	5	3	5t	1	6	3	2	3	2t	3	3
CIN	3	4	6	5	1	4	5t	3	3	6	1t	2	1	6	5	5	4t	6	4
DEN	6	5	5	6	5	5	3	4	6	4	3t	6	5	4	3	6	4t	5	6
HOU	1	1	1	1	2	1	2	1	1	2	3t	3	4	5	6	1	1	2	1
NE	4	3	3	2	4	3	4	2	4	5	5t	4	2	1	1	2	2t	1	2
PIT	5	6	4	4	6	6	5t	6	2	1	1t	5	3	2	4	4	4t	4	5

**NFC / TEAM/OFFENSE RANK**

Tm	(A)	(B)	(C)	(D)	(E)	(F)	(G)	(H)	(I)	(J)	(K)	(L)	(M)	(N)	(O)	(P)	(Q)
ATL	6	6	5	6	6	6	1t	3	6	5	3t	5t	1	2	1	6	5t
DET	2	1	6	5	2	1	6	1	3	1	5t	5t	4	5	3	2	5t
GB	4	5	1	1	4	5	5	5	2	2	3t	1	3	6	6	5	1t
NO	1	2	4	4	1	2	4	2	1	3	1	4	6	4	5	1	1t
NYG	3	4	3	3	3	3	3	4	4	4	2	3	5	3	4	4	4
SF	5	3	2	2	5	4	1t	6	5	6	5t	2	2	1	2	3	1t

**NFC / OPPONENT/DEFENSE RANK**

Tm	(A)	(B)	(C)	(D)	(E)	(F)	(G)	(H)	(I)	(J)	(K)	(L)	(M)	(N)	(O)	(P)	(Q)	(R)	(S)
ATL	5	5	6	6	2	4	5t	5	2t	5	6	3	5t	3	5	2	1	6	5
DET	6	6	5	3	6	6	5t	4	6	6	5	2	5t	1	1	6	3t	4t	6
GB	4	4	3	2	4	5	1	6	2t	4	1t	1	1	6	3	5	2	4t	3
NO	2	3	2	5	3	3	2	3	4	3	1t	6	3	5	6	4	3t	2	1
NYG	1	2	4	4	1	1	4	2	1	1	4	5	4	2	2	1	3t	1	2
SF	3	1	1	1	5	2	3	1	5	2	3	4	2	4	4	3	3t	3	4

- (A) Total Yards per Game
- (B) Yards per Play
- (C) Rushing Yards per Game
- (D) Rushing Yards per Attempt
- (E) Passing Net Yards per Game
- (F) Passing Net Yards per Play
- (G) Passing, Percent Had Intercepted
- (H) Sacks per Pass Play
- (I) First Downs per Game
- (J) Third Down Efficiency
- (K) Fourth Down Efficiency
- (L) Punt Return Average
- (M) Kickoff Return Average
- (N) Gross Punting Average
- (O) Net Punting Average
- (P) Points per Game
- (Q) Field Goal Percentage
- Combined Offense/Defense Rank
- (R) Points per Game Differential
- (S) Net Yards per Game Differential

**NFL / TEAM/OFFENSE RANK**

Tm	(A)	(B)	(C)	(D)	(E)	(F)	(G)	(H)	(I)	(J)	(K)	(L)	(M)	(N)	(O)	(P)	(Q)
BAL	10	10	9	10	10	6	5	12	11	9	5t	8	6	2	2	8t	7t
CIN	11	11	10	8	7	10	12	8	5t	5	5t	6	7	1	1	11	10
DEN	8	7	5	9	9	2	1t	10	9	10	3	2t	10	11	11	10	1t
HOU	9	8	1	4	12	7	11	3	8	8	5t	9	1	8	5	7	9
NE	5	3	7	7	3	4	9	2	2	3	1	5	2	9	10	2	1t
PIT	4	4	2	1	5	9	8	11	5t	7	5t	10t	12	4t	9	6	1t
ATL	12	12	11	12	11	12	1t	5	12	11	5t	10t	3	4t	3	12	11t
DET	2	1	12	11	2	1	10	1	4	1	11t	10t	8	10	6	3	11t
GB	6	9	3	2	6	11	7	7	3	2	5t	1	5	12	12	8t	1t
NO	1	2	8	6	1	3	6	4	1	4	2	7	11	7	8	1	1t
NYG	3	6	6	5	4	5	4	6	5t	6	4	4	9	6	7	5	7t
SF	7	5	4	3	8	8	1t	9	10	12	11t	2t	4	3	4	4	1t

**NFL / OPPONENT/DEFENSE RANK**

Tm	(A)	(B)	(C)	(D)	(E)	(F)	(G)	(H)	(I)	(J)	(K)	(L)	(M)	(N)	(O)	(P)	(Q)	(R)	(S)
BAL	2	3	6	5	3	4	1	11	9	5	9t	2	12	4	3	4	4t	5	5
CIN	4	6	12	9	1	6	9t	3	4t	9t	1t	4	1	12	10	8	6t	11	7
DEN	11	9	9	12	7	8	4	6	11	7	5t	12	11	5	7	10	6t	8	10
HOU	1	1	2	2	2	1	2	1	1	4	5t	6	7	11	12	2	2t	3	3
NE	5	4	7	4	5	5	8	2	8	8	9t	7	4	2	2	3	4t	2	4
PIT	10	12	8	6	8	12	9t	12	2	1	1t	8	5	3	9	7	6t	7	9



ATL	9	10	11	11	6	9	9t	9	4t	11	12	5	9t	7	8	5	1	12	11
DET	12	11	10	7	12	11	9t	8	12	12	11	3	9t	1	1	12	6t	9t	12
GB	8	8	4	3	10	10	3	10	4t	9t	1t	1	2	10	5	11	2t	9t	6
NO	6	7	3	10	9	7	5	7	7	6	1t	11	6	9	11	9	6t	4	1
NYG	3	5	5	8	4	2	7	5	3	2	8	10	8	6	4	1	6t	1	2
SF	7	2	1	1	11	3	6	4	10	3	5t	9	3	8	6	6	6t	6	8

- (A) Total Yards per Game
- (B) Yards per Play
- (C) Rushing Yards per Game
- (D) Rushing Yards per Attempt
- (E) Passing Net Yards per Game
- (F) Passing Net Yards per Play
- (G) Passing, Percent Had Intercepted
- (H) Sacks per Pass Play
- (I) First Downs per Game
- (J) Third Down Efficiency
- (K) Fourth Down Efficiency
- (L) Punt Return Average
- (M) Kickoff Return Average
- (N) Gross Punting Average
- (O) Net Punting Average
- (P) Points per Game
- (Q) Field Goal Percentage
- Combined Offense/Defense Rank
- (R) Points per Game Differential
- (S) Net Yards per Game Differential

**AFC / TOTAL OFFENSE**

Rank	Team	Total	Rushing	Passing	Total	Rushing	Passing
1)	Pittsburgh	400	156	244	400.0	156.0	244.0
2)	New England	1188	325	863	396.0	108.3	287.7
3)	Denver	699	275	424	349.5	137.5	212.0
4)	Houston	655	319	336	327.5	159.5	168.0
5)	Baltimore	625	203	422	312.5	101.5	211.0
6)	Cincinnati	300	76	224	300.0	76.0	224.0

**AFC / TOTAL DEFENSE**

Rank	Team	Total	Rushing	Passing	Total	Rushing	Passing
1)	Houston	527	163	364	263.5	81.5	182.0
2)	Baltimore	645	227	418	322.5	113.5	209.0
3)	Cincinnati	340	188	152	340.0	188.0	152.0
4)	New England	1046	374	672	348.7	124.7	224.0
5)	Pittsburgh	447	131	316	447.0	131.0	316.0
6)	Denver	909	302	607	454.5	151.0	303.5

**NFC / TOTAL OFFENSE**

Rank	Team	Total	Rushing	Passing	Total	Rushing	Passing
1)	New Orleans	1098	204	894	549.0	102.0	447.0
2)	Detroit	412	32	380	412.0	32.0	380.0
3)	New York Giants	1610	466	1144	402.5	116.5	286.0
4)	Green Bay	388	147	241	388.0	147.0	241.0
5)	San Francisco	735	293	442	367.5	146.5	221.0
6)	Atlanta	247	64	183	247.0	64.0	183.0

**NFC / TOTAL DEFENSE**

Rank	Team	Total	Rushing	Passing	Total	Rushing	Passing
1)	New York Giants	1312	444	868	328.0	111.0	217.0
2)	New Orleans	819	175	644	409.5	87.5	322.0
3)	San Francisco	824	122	702	412.0	61.0	351.0
4)	Green Bay	420	95	325	420.0	95.0	325.0
5)	Atlanta	442	172	270	442.0	172.0	270.0
6)	Detroit	626	167	459	626.0	167.0	459.0

**NFL / TOTAL OFFENSE**

Rank	Team	Total	Rushing	Passing	Total	Rushing	Passing
1)	New Orleans	1098	204	894	549.0	102.0	447.0
2)	Detroit	412	32	380	412.0	32.0	380.0
3)	New York Giants	1610	466	1144	402.5	116.5	286.0
4)	Pittsburgh	400	156	244	400.0	156.0	244.0
5)	New England	1188	325	863	396.0	108.3	287.7
6)	Green Bay	388	147	241	388.0	147.0	241.0
7)	San Francisco	735	293	442	367.5	146.5	221.0
8)	Denver	699	275	424	349.5	137.5	212.0
9)	Houston	655	319	336	327.5	159.5	168.0
10)	Baltimore	625	203	422	312.5	101.5	211.0
11)	Cincinnati	300	76	224	300.0	76.0	224.0
12)	Atlanta	247	64	183	247.0	64.0	183.0

**NFL / TOTAL DEFENSE**



Rank	Team	Total	Rushing	Passing	Total	Rushing	Passing
1)	Houston	527	163	364	263.5	81.5	182.0
2)	Baltimore	645	227	418	322.5	113.5	209.0
3)	New York Giants	1312	444	868	328.0	111.0	217.0
4)	Cincinnati	340	188	152	340.0	188.0	152.0
5)	New England	1046	374	672	348.7	124.7	224.0
6)	New Orleans	819	175	644	409.5	87.5	322.0
7)	San Francisco	824	122	702	412.0	61.0	351.0
8)	Green Bay	420	95	325	420.0	95.0	325.0
9)	Atlanta	442	172	270	442.0	172.0	270.0
10)	Pittsburgh	447	131	316	447.0	131.0	316.0
11)	Denver	909	302	607	454.5	151.0	303.5
12)	Detroit	626	167	459	626.0	167.0	459.0

**AFC / TAKE-AWAYS, GIVE-AWAYS**

Rank	Team	TAKE-AWAYS			GIVE-AWAYS			Net
		Int	Fum	Total	Int	Fum	Total	
1)	Baltimore	5	2	7	1	0	1	= +6
2)	Denver	2	1	3	0	2	2	= +1
3)	Pittsburgh	0	1	1	1	0	1	= 0
4)	Houston	3	0	3	3	1	4	= -1
5)	Cincinnati	0	0	0	3	0	3	= -3
6)	New England	1	1	2	4	2	6	= -4
	<b>Totals</b>	<b>11</b>	<b>5</b>	<b>16</b>	<b>12</b>	<b>5</b>	<b>17</b>	<b>= -1</b>

**AFC / OPPONENTS/DEFENSE INSIDE THE 20**

Rank	Team	Poss	Pts	TD	TD%	FG	Score	Score%
1)	Pittsburgh	4	16	1	25.0	3	4	100.0
2)	New England	10	39	4	40.0	4	8	80.0
3)	Baltimore	7	33	3	42.9	4	7	100.0
4)	Houston	6	24	3	50.0	1	4	66.7
5)	Denver	8	48	6	75.0	2	8	100.0
6)	Cincinnati	1	7	1	100.0	0	1	100.0

**NFC / TAKE-AWAYS, GIVE-AWAYS**

Rank	Team	TAKE-AWAYS			GIVE-AWAYS			Net
		Int	Fum	Total	Int	Fum	Total	
1)	New York Giants	2	5	7	1	0	1	= +6
2)	San Francisco	2	3	5	0	3	3	= +2
3t)	Atlanta	0	0	0	0	0	0	= 0
4)	Detroit	0	2	2	2	0	2	= 0
5)	Green Bay	1	0	1	1	3	4	= -3
6)	New Orleans	2	1	3	2	5	7	= -4
	<b>Totals</b>	<b>7</b>	<b>11</b>	<b>18</b>	<b>6</b>	<b>11</b>	<b>17</b>	<b>= +1</b>

**NFC / TEAM/OFFENSE INSIDE THE 20**

Rank	Team	Poss	Pts	TD	TD%	FG	Score	Score%
1)	Detroit	4	28	4	100.0	0	4	100.0
2)	Green Bay	3	17	2	66.7	1	3	100.0
3)	New Orleans	8	38	5	62.5	1	6	75.0
4)	New York Giants	15	69	7	46.7	7	14	93.3
5)	San Francisco	5	23	2	40.0	3	5	100.0
6)	Atlanta	1	0	0	0.0	0	0	0.0

**NFL / TAKE-AWAYS, GIVE-AWAYS**

Rank	Team	TAKE-AWAYS			GIVE-AWAYS			Net
		Int	Fum	Total	Int	Fum	Total	
1t)	Baltimore	5	2	7	1	0	1	= +6
1t)	New York Giants	2	5	7	1	0	1	= +6
3)	San Francisco	2	3	5	0	3	3	= +2
4)	Denver	2	1	3	0	2	2	= +1
5t)	Pittsburgh	0	1	1	1	0	1	= 0
5t)	Atlanta	0	0	0	0	0	0	= 0
5t)	Detroit	0	2	2	2	0	2	= 0
8)	Houston	3	0	3	3	1	4	= -1
9t)	Cincinnati	0	0	0	3	0	3	= -3
9t)	Green Bay	1	0	1	1	3	4	= -3
11t)	New England	1	1	2	4	2	6	= -4
11t)	New Orleans	2	1	3	2	5	7	= -4
	<b>Totals</b>	<b>18</b>	<b>16</b>	<b>34</b>	<b>18</b>	<b>16</b>	<b>34</b>	<b>= 0</b>

**NFC / OPPONENTS/DEFENSE INSIDE THE 20**

Rank	Team	Poss	Pts	TD	TD%	FG	Score	Score%
1)	Atlanta	3	10	1	33.3	1	2	66.7
2)	Green Bay	5	23	2	40.0	3	5	100.0
3t)	New York Giants	8	37	4	50.0	3	7	87.5
3t)	San Francisco	6	27	3	50.0	2	5	83.3
5)	Detroit	6	31	4	66.7	1	5	83.3
6)	New Orleans	8	48	6	75.0	2	8	100.0

**AFC / TEAM/OFFENSE INSIDE THE 20**

Rank	Team	Poss	Pts	TD	TD%	FG	Score	Score%
1)	Houston	3	17	2	66.7	1	3	100.0
2)	New England	14	78	9	64.3	5	14	100.0
3)	Pittsburgh	2	10	1	50.0	1	2	100.0
4)	Baltimore	7	27	3	42.9	2	5	71.4
5)	Cincinnati	3	10	1	33.3	1	2	66.7
6)	Denver	7	26	2	28.6	4	6	85.7

**NFL / TEAM/OFFENSE INSIDE THE 20**

Rank	Team	Poss	Pts	TD	TD%	FG	Score	Score%
1)	Detroit	4	28	4	100.0	0	4	100.0
2t)	Green Bay	3	17	2	66.7	1	3	100.0
2t)	Houston	3	17	2	66.7	1	3	100.0
4)	New England	14	78	9	64.3	5	14	100.0
5)	New Orleans	8	38	5	62.5	1	6	75.0
6)	Pittsburgh	2	10	1	50.0	1	2	100.0
7)	New York Giants	15	69	7	46.7	7	14	93.3
8)	Baltimore	7	27	3	42.9	2	5	71.4
9)	San Francisco	5	23	2	40.0	3	5	100.0
10)	Cincinnati	3	10	1	33.3	1	2	66.7
11)	Denver	7	26	2	28.6	4	6	85.7
12)	Atlanta	1	0	0	0.0	0	0	0.0

**AFC / OFFENSE/TEAMS: FIRST DOWNS, THIRD DOWNS, FOURTH DOWNS**

Rank	Team	FIRST DOWNS				THIRD DOWNS			FOURTH DOWNS		
		Total	Rush	Pass	Pen	Made	Att	Pct	Made	Att	Pct
1)	New England	77	23	49	5	14	29	48.3	2	2	100.0
2t)	Cincinnati	21	8	11	2	6	13	46.2	0	2	0.0
2t)	Pittsburgh	21	9	11	1	7	16	43.8	0	1	0.0
4)	Houston	35	14	20	1	11	27	40.7	0	1	0.0
5)	Denver	33	13	16	4	10	28	35.7	2	3	66.7
6)	Baltimore	30	8	22	0	13	33	39.4	0	2	0.0
	<b>Totals</b>	<b>217</b>	<b>75</b>	<b>129</b>	<b>13</b>	<b>61</b>	<b>146</b>	<b>41.8</b>	<b>4</b>	<b>11</b>	<b>36.4</b>

**NFL / OPPONENTS/DEFENSE INSIDE THE 20**

Rank	Team	Poss	Pts	TD	TD%	FG	Score	Score%
1)	Pittsburgh	4	16	1	25.0	3	4	100.0
2)	Atlanta	3	10	1	33.3	1	2	66.7
3t)	Green Bay	5	23	2	40.0	3	5	100.0
3t)	New England	10	39	4	40.0	4	8	80.0
5)	Baltimore	7	33	3	42.9	4	7	100.0
6t)	Houston	6	24	3	50.0	1	4	66.7
6t)	New York Giants	8	37	4	50.0	3	7	87.5
6t)	San Francisco	6	27	3	50.0	2	5	83.3
9)	Detroit	6	31	4	66.7	1	5	83.3
10t)	Denver	8	48	6	75.0	2	8	100.0
10t)	New Orleans	8	48	6	75.0	2	8	100.0
12)	Cincinnati	1	7	1	100.0	0	1	100.0



AFC / DEFENSE/OPPONENTS: FIRST DOWNS, THIRD DOWNS, FOURTH DOWNS

Rank	Team	FIRST DOWNS				THIRD DOWNS			FOURTH DOWNS		
		Total	Rush	Pass	Pen	Made	Att	Pct	Made	Att	Pct
1)	Houston	32	10	20	2	10	29	34.5	0	3	0.0
2)	Pittsburgh	18	6	9	3	3	10	30.0	0	0	---
3)	Cincinnati	19	9	9	1	6	12	50.0	0	0	---
4)	New England	60	20	38	2	21	46	45.7	2	4	50.0
5)	Baltimore	41	13	26	2	10	26	38.5	1	2	50.0
6)	Denver	52	18	30	4	10	22	45.5	0	1	0.0
	<b>Totals</b>	<b>222</b>	<b>76</b>	<b>132</b>	<b>14</b>	<b>60</b>	<b>145</b>	<b>41.4</b>	<b>3</b>	<b>10</b>	<b>30.0</b>

NFC / OFFENSE/TEAMS: FIRST DOWNS, THIRD DOWNS, FOURTH DOWNS

Rank	Team	FIRST DOWNS				THIRD DOWNS			FOURTH DOWNS		
		Total	Rush	Pass	Pen	Made	Att	Pct	Made	Att	Pct
1)	New Orleans	60	14	43	3	12	25	48.0	3	4	75.0
2)	Green Bay	25	8	15	2	6	12	50.0	0	1	0.0
3)	Detroit	22	2	20	0	7	10	70.0	0	0	---
4)	New York Giants	84	21	61	2	28	63	44.4	1	2	50.0
5)	San Francisco	32	12	16	4	5	28	17.9	0	0	---
6)	Atlanta	14	4	9	1	4	14	28.6	0	3	0.0
	<b>Totals</b>	<b>237</b>	<b>61</b>	<b>164</b>	<b>12</b>	<b>62</b>	<b>152</b>	<b>40.8</b>	<b>4</b>	<b>10</b>	<b>40.0</b>

NFC / DEFENSE/OPPONENTS: FIRST DOWNS, THIRD DOWNS, FOURTH DOWNS

Rank	Team	FIRST DOWNS				THIRD DOWNS			FOURTH DOWNS		
		Total	Rush	Pass	Pen	Made	Att	Pct	Made	Att	Pct
1)	New York Giants	75	24	44	7	17	51	33.3	1	5	20.0
2t)	Atlanta	19	8	11	0	8	15	53.3	1	1	100.0
2t)	Green Bay	19	3	15	1	8	16	50.0	0	0	---
4)	New Orleans	39	8	31	0	11	25	44.0	0	0	---
5)	San Francisco	46	5	40	1	12	35	34.3	0	1	0.0
6)	Detroit	34	12	20	2	7	11	63.6	3	4	75.0
	<b>Totals</b>	<b>232</b>	<b>60</b>	<b>161</b>	<b>11</b>	<b>63</b>	<b>153</b>	<b>41.2</b>	<b>5</b>	<b>11</b>	<b>45.5</b>

NFL / OFFENSE/TEAMS: FIRST DOWNS, THIRD DOWNS, FOURTH DOWNS

Rank	Team	FIRST DOWNS				THIRD DOWNS			FOURTH DOWNS		
		Total	Rush	Pass	Pen	Made	Att	Pct	Made	Att	Pct
1)	New Orleans	60	14	43	3	12	25	48.0	3	4	75.0
2)	New England	77	23	49	5	14	29	48.3	2	2	100.0
3)	Green Bay	25	8	15	2	6	12	50.0	0	1	0.0
4)	Detroit	22	2	20	0	7	10	70.0	0	0	---
5t)	Cincinnati	21	8	11	2	6	13	46.2	0	2	0.0
5t)	Pittsburgh	21	9	11	1	7	16	43.8	0	1	0.0
5t)	New York Giants	84	21	61	2	28	63	44.4	1	2	50.0
8)	Houston	35	14	20	1	11	27	40.7	0	1	0.0
9)	Denver	33	13	16	4	10	28	35.7	2	3	66.7
10)	San Francisco	32	12	16	4	5	28	17.9	0	0	---
11)	Baltimore	30	8	22	0	13	33	39.4	0	2	0.0
12)	Atlanta	14	4	9	1	4	14	28.6	0	3	0.0
	<b>Totals</b>	<b>454</b>	<b>136</b>	<b>293</b>	<b>25</b>	<b>123</b>	<b>298</b>	<b>41.3</b>	<b>8</b>	<b>21</b>	<b>38.1</b>

NFL / DEFENSE/OPPONENTS: FIRST DOWNS, THIRD DOWNS, FOURTH DOWNS

Rank	Team	FIRST DOWNS				THIRD DOWNS			FOURTH DOWNS		
		Total	Rush	Pass	Pen	Made	Att	Pct	Made	Att	Pct
1)	Houston	32	10	20	2	10	29	34.5	0	3	0.0
2)	Pittsburgh	18	6	9	3	3	10	30.0	0	0	---
3)	New York Giants	75	24	44	7	17	51	33.3	1	5	20.0
4t)	Cincinnati	19	9	9	1	6	12	50.0	0	0	---
4t)	Atlanta	19	8	11	0	8	15	53.3	1	1	100.0
4t)	Green Bay	19	3	15	1	8	16	50.0	0	0	---
7)	New Orleans	39	8	31	0	11	25	44.0	0	0	---
8)	New England	60	20	38	2	21	46	45.7	2	4	50.0
9)	Baltimore	41	13	26	2	10	26	38.5	1	2	50.0
10)	San Francisco	46	5	40	1	12	35	34.3	0	1	0.0
11)	Denver	52	18	30	4	10	22	45.5	0	1	0.0
12)	Detroit	34	12	20	2	7	11	63.6	3	4	75.0
	<b>Totals</b>	<b>454</b>	<b>136</b>	<b>293</b>	<b>25</b>	<b>123</b>	<b>298</b>	<b>41.3</b>	<b>8</b>	<b>21</b>	<b>38.1</b>

AFC / FIRST-DOWN PLAYS BY TEAMS

Rank	Team	Yds/Play	Plays	Yards
1)	New England	6.61	98	648
2)	Pittsburgh	5.83	30	175
3)	Houston	5.59	54	302
4)	Cincinnati	5.17	30	155
5)	Baltimore	4.54	52	236
6)	Denver	3.96	52	206
	<b>TOTAL</b>	<b>5.45</b>	<b>316</b>	<b>1722</b>

AFC / FIRST-DOWN PLAYS BY OPPONENTS

Rank	Team	Yds/Play	Plays	Yards
1)	Cincinnati	4.28	25	107
2)	Houston	4.35	54	235
3)	New England	4.48	88	394
4)	Pittsburgh	5.56	25	139
5)	Baltimore	5.98	63	377
6)	Denver	7.47	66	493
	<b>TOTAL</b>	<b>5.44</b>	<b>321</b>	<b>1745</b>





**NFC / FIRST-DOWN PLAYS BY TEAMS**

Rank	Team	Yds/Play	Plays	Yards
1)	Detroit	7.19	27	194
2)	New Orleans	6.63	75	497
3)	New York Giants	5.55	121	671
4)	San Francisco	5.44	54	294
5)	Green Bay	4.26	34	145
6)	Atlanta	3.36	25	84
<b>TOTAL</b>		<b>5.61</b>	<b>336</b>	<b>1885</b>

4)	Pittsburgh	5.83	30	175
5)	Houston	5.59	54	302
6)	New York Giants	5.55	121	671
7)	San Francisco	5.44	54	294
8)	Cincinnati	5.17	30	155
9)	Baltimore	4.54	52	236
10)	Green Bay	4.26	34	145
11)	Denver	3.96	52	206
12)	Atlanta	3.36	25	84
<b>TOTAL</b>		<b>5.53</b>	<b>652</b>	<b>3607</b>

**NFC / FIRST-DOWN PLAYS BY OPPONENTS**

Rank	Team	Yds/Play	Plays	Yards
1)	San Francisco	4.44	72	320
2)	New York Giants	4.48	112	502
3)	Atlanta	6.22	27	168
4)	New Orleans	6.48	56	363
5)	Detroit	7.26	38	276
6)	Green Bay	8.96	26	233
<b>TOTAL</b>		<b>5.63</b>	<b>331</b>	<b>1862</b>

**NFL / FIRST-DOWN PLAYS BY OPPONENTS**

Rank	Team	Yds/Play	Plays	Yards
1)	Cincinnati	4.28	25	107
2)	Houston	4.35	54	235
3)	San Francisco	4.44	72	320
4)	New England	4.48	88	394
5)	New York Giants	4.48	112	502
6)	Pittsburgh	5.56	25	139
7)	Baltimore	5.98	63	377
8)	Atlanta	6.22	27	168
9)	New Orleans	6.48	56	363
10)	Detroit	7.26	38	276
11)	Denver	7.47	66	493
12)	Green Bay	8.96	26	233
<b>TOTAL</b>		<b>5.53</b>	<b>652</b>	<b>3607</b>

**NFL / FIRST-DOWN PLAYS BY TEAMS**

Rank	Team	Yds/Play	Plays	Yards
1)	Detroit	7.19	27	194
2)	New Orleans	6.63	75	497
3)	New England	6.61	98	648

**AFC / KICKOFFS (Receiving Team)**

Rank	Team	TotKO	AdjKO	TB	TB%	EZ	EZ%	OB	I20	Avg.Start
1)	Baltimore	10	10	8	80.0	9	90.0	0	0	20.5
2)	Houston	8	8	4	50.0	7	87.5	0	0	26.9
3)	Pittsburgh	6	6	6	100.0	6	100.0	0	0	20.0
4)	Cincinnati	6	6	5	83.3	6	100.0	0	1	19.3
5)	New England	13	12	6	50.0	12	92.3	0	1	24.1
6)	Denver	15	15	10	66.7	13	86.7	0	3	19.7
<b>Totals</b>		<b>58</b>	<b>57</b>	<b>39</b>	<b>68.4</b>	<b>53</b>	<b>93.0</b>	<b>0</b>	<b>5</b>	<b>21.8</b>

**AFC / KICKOFFS (Kicking Team)**

Rank	Team	TotKO	AdjKO	TB	TB%	EZ	EZ%	OB	I20	Avg.Start
1)	New England	19	19	10	52.6	12	63.2	0	2	21.5
2)	Houston	10	10	8	80.0	10	100.0	0	1	19.9
3)	Pittsburgh	7	7	6	85.7	7	100.0	0	1	19.3
4)	Baltimore	10	9	3	33.3	9	90.0	0	0	28.6
5)	Cincinnati	3	3	3	100.0	3	100.0	0	0	20.0
6)	Denver	9	9	8	88.9	8	88.9	0	0	22.2
<b>Totals</b>		<b>58</b>	<b>57</b>	<b>38</b>	<b>66.7</b>	<b>49</b>	<b>86.0</b>	<b>0</b>	<b>4</b>	<b>22.1</b>

**NFC / KICKOFFS (Receiving Team)**

Rank	Team	TotKO	AdjKO	TB	TB%	EZ	EZ%	OB	I20	Avg.Start
1)	New York Giants	16	14	8	57.1	9	56.3	0	0	23.0
2)	Atlanta	6	6	2	33.3	4	66.7	0	1	24.3
3)	Detroit	7	7	5	71.4	6	85.7	0	1	19.1
4)	San Francisco	10	9	4	44.4	5	50.0	0	1	23.7
5)	New Orleans	13	11	5	45.5	11	84.6	0	4	18.4
6)	Green Bay	7	7	2	28.6	3	42.9	1	0	26.4
<b>Totals</b>		<b>59</b>	<b>54</b>	<b>26</b>	<b>48.1</b>	<b>38</b>	<b>70.4</b>	<b>1</b>	<b>7</b>	<b>22.3</b>

**NFC / KICKOFFS (Kicking Team)**

Rank	Team	TotKO	AdjKO	TB	TB%	EZ	EZ%	OB	I20	Avg.Start
1)	New York Giants	22	21	6	28.6	12	54.5	1	2	25.1
2)	San Francisco	13	12	7	58.3	11	84.6	0	3	19.3
3)	New Orleans	13	13	9	69.2	11	84.6	0	2	19.8
4)	Detroit	5	4	2	50.0	4	80.0	0	1	20.3
5)	Atlanta	1	1	0	0.0	1	100.0	0	0	25.0
6)	Green Bay	5	3	3	100.0	3	60.0	0	0	20.0
<b>Totals</b>		<b>59</b>	<b>54</b>	<b>27</b>	<b>50.0</b>	<b>42</b>	<b>77.8</b>	<b>1</b>	<b>8</b>	<b>21.9</b>

Note: Average team drive start DOES NOT include outside kicks or kickoffs at the end of a half unless either kickoff is returned for a touchdown. All other kickoffs (returned kickoffs, fair catches, touchback and kickoffs out of bounds) are included. Kickoffs resulting in the kicking team retaining possession are not included.

ADJ KO: Adjusted kickoffs are used to compute the Avg. Team Drive Start.

I20: The number of drives that start inside (not including) the 20 yd line.

**NFL / KICKOFFS (Receiving Team)**

Rank	Team	TotKO	AdjKO	TB	TB%	EZ	EZ%	OB	I20	Avg.Start
1)	Baltimore	10	10	8	80.0	9	90.0	0	0	20.5
2)	Houston	8	8	4	50.0	7	87.5	0	0	26.9



3) New York Giants	16	14	8	57.1	9	56.3	0	0	23.0
4) Pittsburgh	6	6	6	100.0	6	100.0	0	0	20.0
5) Atlanta	6	6	2	33.3	4	66.7	0	1	24.3
6) Cincinnati	6	6	5	83.3	6	100.0	0	1	19.3
7) Detroit	7	7	5	71.4	6	85.7	0	1	19.1
8) New England	13	12	6	50.0	12	92.3	0	1	24.1
9) San Francisco	10	9	4	44.4	5	50.0	0	1	23.7
10) Denver	15	15	10	66.7	13	86.7	0	3	19.7
11) New Orleans	13	11	5	45.5	11	84.6	0	4	18.4
12) Green Bay	7	7	2	28.6	3	42.9	1	0	26.4
<b>Totals</b>	<b>117</b>	<b>111</b>	<b>65</b>	<b>58.6</b>	<b>91</b>	<b>82.0</b>	<b>1</b>	<b>12</b>	<b>22.0</b>

#### NFL / KICKOFFS (Kicking Team)

Rank	Team	TotKO	AdjKO	TB	TB%	EZ	EZ%	OB	I20	Avg.Start
1) New York Giants	22	21	6	28.6	12	54.5	1	2	25.1	
2) San Francisco	13	12	7	58.3	11	84.6	0	3	19.3	
3) New England	19	19	10	52.6	12	63.2	0	2	21.5	
4) New Orleans	13	13	9	69.2	11	84.6	0	2	19.8	
5) Detroit	5	4	2	50.0	4	80.0	0	1	20.3	
6) Houston	10	10	8	80.0	10	100.0	0	1	19.9	
7) Pittsburgh	7	7	6	85.7	7	100.0	0	1	19.3	
8) Atlanta	1	1	0	0.0	1	100.0	0	0	25.0	
9) Baltimore	10	9	3	33.3	9	90.0	0	0	28.6	
10) Cincinnati	3	3	3	100.0	3	100.0	0	0	20.0	
11) Denver	9	9	8	88.9	8	88.9	0	0	22.2	
12) Green Bay	5	3	3	100.0	3	60.0	0	0	20.0	
<b>Totals</b>	<b>117</b>	<b>111</b>	<b>65</b>	<b>58.6</b>	<b>91</b>	<b>82.0</b>	<b>1</b>	<b>12</b>	<b>22.0</b>	

Note: Average team drive start DOES NOT include outside kicks or kickoffs at the end of a half unless either kickoff is returned for a touchdown. All other kickoffs (returned kickoffs, fair catches, touchback and kickoffs out of bounds) are included. Kickoffs resulting in the kicking team retaining possession are not included.

ADJ KO: Adjusted kickoffs are used to compute the Avg. Team Drive Start.

I20: The number of drives that start inside (not including) the 20 yd line.

#### AFC / SINGLE-GAME HIGHS / PLAYERS

**Most Points**-- 18, R. Gronkowski, N.E. vs. Denv., 1/14, (3 td, 0 fg, 0 xp, 0 2pt)  
**Passing Yards**-- 363, Brady, N.E. vs. Denv., 1/14, (26-34, 363, 6 td, 1 int)  
**Longest Pass**-- 80, Tebow, Denv. vs. Pitt., 1/8 (OT), (to Thomas, Demaryius, td)  
**Longest Pass**-- 61, Brady, N.E. vs. Denv., 1/14, (to Branch, Deion, td)  
**Passing Touchdowns**-- 6, Brady, N.E. vs. Denv., 1/14, (26-34, 363, 6 td, 1 int)  
**Rushing Yards**-- 153, Foster, Hou. vs. Cin., 1/7, (24-153, 2 td)  
**Rushing Attempts**-- 27, Foster, Hou. at Balt., 1/15, (27-132, 1 td)  
**Longest Rush**-- 43, Hernandez, N.E. vs. Denv., 1/14  
**Receptions**-- 10, R. Gronkowski, N.E. vs. Denv., 1/14, (10-145, 3 td)  
**Receiving Yards**-- 204, D. Thomas, Denv. vs. Pitt., 1/8 (OT), (4-204, 1 td)  
**Receiving Yards**-- 145, R. Gronkowski, N.E. vs. Denv., 1/14, (10-145, 3 td)  
**Kickoff Return Yards**-- 133, Manning, Hou. at Balt., 1/15, (4-133, 0 td)  
**Kickoff Returns**-- 4, Willis, Denv. at N.E., 1/14, (4-68, 0 td)  
**Kickoff Returns**-- 4, Manning, Hou. at Balt., 1/15, (4-133, 0 td)  
**Longest Kickoff Return**-- 60, Manning, Hou. at Balt., 1/15  
**Punt Return Yards**-- 28, Edelman, N.E. vs. Denv., 1/14, (2-28, 1 fc, 0 td)  
**Punt Returns**-- 6, Jones, Hou. at Balt., 1/15, (6-4, 0 fc, 0 td)  
**Longest Punt Return**-- 18, Royal, Denv. vs. Pitt., 1/8 (OT)  
**Longest Punt Return**-- 15, Edelman, N.E. vs. Denv., 1/14  
**Interceptions**-- 2, Webb, Balt. vs. Hou., 1/15, (2-1, 0 td)  
**Longest Interception Return**-- 39, J. Smith, Balt. at N.E., 1/22  
**Sacks**-- 2.5, Reed, Hou. at Balt., 1/15  
**Sacks**-- 2.5, Watt, Hou. at Balt., 1/15  
**Scrimmage Yards**-- 204, D. Thomas, Denv. vs. Pitt., 1/8 (OT), (Rush 0-0, Rec 4-204)  
**Scrimmage Yards**-- 182, Foster, Hou. vs. Cin., 1/7, (Rush 24-153, Rec 3-29)  
**Longest Punt**-- 64, Koch, Balt. vs. Hou., 1/15  
**Punts**-- 9, Koch, Balt. vs. Hou., 1/15, (9-444, 49.3)  
**Field Goals Made**-- 3, Prater, Denv. vs. Pitt., 1/8 (OT), (3-3, 35 lg)  
**Field Goals Made**-- 3, Suisham, Pitt. at Denv., 1/8 (OT), (3-3, 45 lg)  
**Field Goals Made**-- 3, Gostkowski, N.E. vs. Balt., 1/22, (3-3, 35 lg)  
**Longest Field Goal**-- 48, Cundiff, Balt. vs. Hou., 1/15

#### NFC / SINGLE-GAME HIGHS / PLAYERS

**Most Points**-- 13, Tynes, NY-G at G.B., 1/15, (0 td, 3 fg, 4 xp, 0 2pt)  
**Passing Yards**-- 466, Brees, N.O. vs. Det., 1/7, (33-43, 466, 3 td, 0 int)  
**Longest Pass**-- 73, Ale. Smith, S.F. vs. NY-G, 1/22 (OT), (to Davis, Vernon, td)  
**Longest Pass**-- 72, Manning, NY-G vs. Atl., 1/8, (to Nicks, Hakeem, td)  
**Passing Touchdowns**-- 4, Brees, N.O. at S.F., 1/14, (40-63, 462, 4 td, 2 int)  
**Rushing Yards**-- 92, Jacobs, NY-G vs. Atl., 1/8, (14-92, 0 td)  
**Rushing Attempts**-- 20, Bradshaw, NY-G at S.F., 1/22 (OT), (20-74, 0 td)  
**Rushing Attempts**-- 17, Bradshaw, NY-G at N.E., 2/5, (17-72, 1 td)  
**Longest Rush**-- 42, Gore, S.F. vs. N.O., 1/14  
**Receptions**-- 15, Sproles, N.O. at S.F., 1/14, (15-118, 1 td)  
**Receiving Yards**-- 211, Johnson, Det. at N.O., 1/7, (12-211, 2 td)  
**Kickoff Return Yards**-- 85, K. Williams, S.F. vs. NY-G, 1/22 (OT), (3-85, 0 td)  
**Kickoff Return Yards**-- 83, Weems, Atl. at NY-G, 1/8, (4-83, 0 td)



**Kickoff Returns**-- 4, Weems, Atl. at NY-G, 1/8, (4-83, 0 td)  
**Longest Kickoff Return**-- 40, K. Williams, S.F. vs. NY-G, 1/22 (OT)  
**Longest Kickoff Return**-- 34, Jernigan, NY-G at N.E., 2/5  
**Punt Return Yards**-- 70, K. Williams, S.F. vs. NY-G, 1/22 (OT), (8-70, 2 fc, 0 td)  
**Punt Return Yards**-- 29, Sproles, N.O. at S.F., 1/14, (3-29, 1 fc, 0 td)  
**Punt Returns**-- 8, K. Williams, S.F. vs. NY-G, 1/22 (OT), (8-70, 2 fc, 0 td)  
**Punt Returns**-- 5, Blackmon, NY-G vs. Atl., 1/8, (5-28, 1 fc, 0 td)  
**Longest Punt Return**-- 24, K. Williams, S.F. vs. NY-G, 1/22 (OT)  
**Longest Punt Return**-- 16, Ginn, S.F. vs. N.O., 1/14  
**Longest Punt Return**-- 16, Cobb, G.B. vs. NY-G, 1/15  
**Interceptions**-- 2, Greer, N.O. vs. Det., 1/7, (2-17, 0 td)  
**Longest Interception Return**-- 41, Goldson, S.F. vs. N.O., 1/14  
**Sacks**-- 2.5, McDonald, S.F. vs. NY-G, 1/22 (OT)  
**Sacks**-- 2.0, (3 times in Non-Overtime Games)  
**Scrimmage Yards**-- 211, Johnson, Det. at N.O., 1/7, (Rush 0-0, Rec 12-211)  
**Longest Punt**-- 63, Lee, S.F. vs. N.O., 1/14  
**Punts**-- 12, Weatherford, NY-G at S.F., 1/22 (OT), (12-557, 46.4)  
**Punts**-- 8, Lee, S.F. vs. N.O., 1/14, (8-396, 49.5)  
**Field Goals Made**-- 3, Akers, S.F. vs. N.O., 1/14, (3-3, 41 lg)  
**Field Goals Made**-- 3, Tynes, NY-G at G.B., 1/15, (3-4, 35 lg)  
**Longest Field Goal**-- 48, Kasay, N.O. at S.F., 1/14

**NFL / SINGLE-GAME HIGHS / PLAYERS**

**Most Points**-- 18, R. Gronkowski, N.E. vs. Denv., 1/14, (3 td, 0 fg, 0 xp, 0 2pt)  
**Passing Yards**-- 466, Brees, N.O. vs. Det., 1/7, (33-43, 466, 3 td, 0 int)  
**Longest Pass**-- 80, Tebow, Denv. vs. Pitt., 1/8 (OT), (to Thomas, Demaryius, td)  
**Longest Pass**-- 72, Manning, NY-G vs. Atl., 1/8, (to Nicks, Hakeem, td)  
**Passing Touchdowns**-- 6, Brady, N.E. vs. Denv., 1/14, (26-34, 363, 6 td, 1 int)  
**Rushing Yards**-- 153, Foster, Hou. vs. Cin., 1/7, (24-153, 2 td)  
**Rushing Attempts**-- 27, Foster, Hou. at Balt., 1/15, (27-132, 1 td)  
**Longest Rush**-- 43, Hernandez, N.E. vs. Denv., 1/14  
**Receptions**-- 15, Sproles, N.O. at S.F., 1/14, (15-118, 1 td)  
**Receiving Yards**-- 211, Johnson, Det. at N.O., 1/7, (12-211, 2 td)  
**Kickoff Return Yards**-- 133, Manning, Hou. at Balt., 1/15, (4-133, 0 td)  
**Kickoff Returns**-- 4, (3 times in Non-Overtime Games)  
**Longest Kickoff Return**-- 60, Manning, Hou. at Balt., 1/15  
**Punt Return Yards**-- 70, K. Williams, S.F. vs. NY-G, 1/22 (OT), (8-70, 2 fc, 0 td)  
**Punt Return Yards**-- 29, Sproles, N.O. at S.F., 1/14, (3-29, 1 fc, 0 td)  
**Punt Returns**-- 8, K. Williams, S.F. vs. NY-G, 1/22 (OT), (8-70, 2 fc, 0 td)  
**Punt Returns**-- 6, Jones, Hou. at Balt., 1/15, (6-4, 0 fc, 0 td)  
**Longest Punt Return**-- 24, K. Williams, S.F. vs. NY-G, 1/22 (OT)  
**Longest Punt Return**-- 16, Ginn, S.F. vs. N.O., 1/14  
**Longest Punt Return**-- 16, Cobb, G.B. vs. NY-G, 1/15  
**Interceptions**-- 2, Greer, N.O. vs. Det., 1/7, (2-17, 0 td)  
**Interceptions**-- 2, Webb, Balt. vs. Hou., 1/15, (2-1, 0 td)  
**Longest Interception Return**-- 41, Goldson, S.F. vs. N.O., 1/14  
**Sacks**-- 2.5, McDonald, S.F. vs. NY-G, 1/22 (OT)  
**Sacks**-- 2.5, Reed, Hou. at Balt., 1/15  
**Sacks**-- 2.5, Watt, Hou. at Balt., 1/15  
**Scrimmage Yards**-- 211, Johnson, Det. at N.O., 1/7, (Rush 0-0, Rec 12-211)  
**Longest Punt**-- 64, Koch, Balt. vs. Hou., 1/15  
**Punts**-- 12, Weatherford, NY-G at S.F., 1/22 (OT), (12-557, 46.4)  
**Punts**-- 9, Koch, Balt. vs. Hou., 1/15, (9-444, 49.3)  
**Field Goals Made**-- 3, Prater, Denv. vs. Pitt., 1/8 (OT), (3-3, 35 lg)  
**Field Goals Made**-- 3, Suisham, Pitt. at Denv., 1/8 (OT), (3-3, 45 lg)  
**Field Goals Made**-- 3, (3 times in Non-Overtime Games)  
**Longest Field Goal**-- 48, Kasay, N.O. at S.F., 1/14  
**Longest Field Goal**-- 48, Cundiff, Balt. vs. Hou., 1/15

**300-Yard Passing Games**

466, Brees, NO vs. DET 01/07 (33-43, 3 TD)  
 462, Brees, NO at SF 01/14 (40-63, 4 TD)  
 380, Stafford, DET at NO 01/07 (28-43, 3 TD)  
 363, Brady, NE vs. DEN 01/14 (26-34, 6 TD)  
 330, Manning, NYG at GB 01/15 (21-33, 3 TD)  
 316, Manning, NYG at SF 01/22 (ot) (32-58, 2 TD)  
 316, Tebow, DEN vs. PIT 01/08 (ot) (10-21, 2 TD)  
 306, Flacco, BAL at NE 01/22 (22-36, 2 TD)

142, Cruz, NYG at SF 01/22 (ot) (10 rec., 0 TD)  
 136, Colston, NO at SF 01/14 (9 rec., 1 TD)  
 120, Colston, NO vs. DET 01/07 (7 rec., 0 TD)  
 118, Sproles, NO at SF 01/14 (15 rec., 1 TD)  
 115, Nicks, NYG vs. ATL 01/08 (6 rec., 2 TD)  
 112, V. Davis, SF vs. NYG 01/22 (ot) (3 rec., 2 TD)  
 111, Meachem, NO vs. DET 01/07 (4 rec., 1 TD)  
 111, A. Johnson, HOU at BAL 01/15 (8 rec., 0 TD)  
 109, Nicks, NYG at NE 02/05 (10 rec., 0 TD)  
 103, Graham, NO at SF 01/14 (5 rec., 2 TD)  
 101, Boldin, BAL at NE 01/22 (6 rec., 0 TD)

**100-Yard Receiving Games**

211, Johnson, DET at NO 01/07 (12 rec., 2 TD)  
 204, D. Thomas, DEN vs. PIT 01/08 (ot) (4 rec., 1 TD)  
 180, V. Davis, SF vs. NO 01/14 (7 rec., 2 TD)  
 165, Nicks, NYG at GB 01/15 (7 rec., 2 TD)  
 145, R. Gronkowski, NE vs. DEN 01/14 (10 rec., 3 TD)

**100-Yard Rushing Games**

153, Foster, HOU vs. CIN 01/07 (24 att., 2 TD)  
 132, Foster, HOU at BAL 01/15 (27 att., 1 TD)  
 121, Redman, PIT at DEN 01/08 (ot) (17 att., 0 TD)

**AFC / LEADING PASSERS**

Player, Team	Att	Comp	Pct	Yds	Avg	Pct	TD	Long	Int	Pct	Rating
Brady, N.E.	111	75	67.6	878	7.91	8	7.2	61t	4	3.6	100.4
Flacco, Bal.	63	36	57.1	482	7.65	4	6.3	42	1	1.6	96.1
Tebow, Den.	47	19	40.4	452	9.62	2	4.3	80t	0	0.0	90.0
Roethlisberger, Pit.	40	22	55.0	289	7.22	1	2.5	33	1	2.5	75.9



*Yates, Hou.	55	28	50.9	343	6.24	1	1.8	40t	3	5.5	53.8
*Dalton, Cin.	42	27	64.3	257	6.12	0	0.0	36	3	7.1	51.4

**AFC / LEADING PASSERS, RANKS**

Player, Team	Att	Comp	Comp	Yds	Avg	Pct	Td	Long	Int	Pct	Rating
Brady, N.E.	1	1	1	1	2	1	1	6	4	1	
Flacco, Bal.	2	2	3	2	3	2	2	2t	2	2	
Tebow, Den.	4	6	6	3	1	3	3	1	1	3	
Roethlisberger, Pit.	6	5	4	5	4	4t	4	2t	3	4	
*Yates, Hou.	3	3	5	4	5	4t	5	4t	5	5	
*Dalton, Cin.	5	4	2	6	6	6	6	4t	6	6	

**NFC / LEADING PASSERS**

Player, Team	Att	Comp	Comp	Yds	Avg	Pct	Td	Long	Int	Pct	Rating
Brees, N.O.	106	73	68.9	928	8.75	7	6.6	66t	2	1.9	110.1
Manning, NY-G	163	106	65.0	1219	7.48	9	5.5	72t	1	0.6	103.3
Ale. Smith, S.F.	68	36	52.9	495	7.28	5	7.4	73t	0	0.0	101.0
Stafford, Det.	43	28	65.1	380	8.84	3	7.0	42	2	4.7	97.0
Rodgers, G.B.	46	26	56.5	264	5.74	2	4.3	21	1	2.2	78.5
Ryan, Atl.	41	24	58.5	199	4.85	0	0.0	21	0	0.0	71.1

**NFC / LEADING PASSERS, RANKS**

Player, Team	Att	Comp	Comp	Yds	Avg	Pct	Td	Long	Int	Pct	Rating
Brees, N.O.	2	2	1	2	2	2	3	5t	4	1	
Manning, NY-G	1	1	3	1	3	1	4	3t	3	2	
Ale. Smith, S.F.	3	3	6	3	4	3	1	1t	1t	3	
Stafford, Det.	5	4	2	4	1	4	2	5t	6	4	
Rodgers, G.B.	4	5	5	5	5	5	5	3t	5	5	
Ryan, Atl.	6	6	4	6	6	6	6	1t	1t	6	

**NFL / LEADING PASSERS**

Player, Team	Att	Comp	Comp	Yds	Avg	Pct	Td	Long	Int	Pct	Rating
Brees, N.O.	106	73	68.9	928	8.75	7	6.6	66t	2	1.9	110.1
Manning, NY-G	163	106	65.0	1219	7.48	9	5.5	72t	1	0.6	103.3
Ale. Smith, S.F.	68	36	52.9	495	7.28	5	7.4	73t	0	0.0	101.0
Brady, N.E.	111	75	67.6	878	7.91	8	7.2	61t	4	3.6	100.4
Stafford, Det.	43	28	65.1	380	8.84	3	7.0	42	2	4.7	97.0
Flacco, Bal.	63	36	57.1	482	7.65	4	6.3	42	1	1.6	96.1
Tebow, Den.	47	19	40.4	452	9.62	2	4.3	80t	0	0.0	90.0
Rodgers, G.B.	46	26	56.5	264	5.74	2	4.3	21	1	2.2	78.5
Roethlisberger, Pit.	40	22	55.0	289	7.22	1	2.5	33	1	2.5	75.9
Ryan, Atl.	41	24	58.5	199	4.85	0	0.0	21	0	0.0	71.1
*Yates, Hou.	55	28	50.9	343	6.24	1	1.8	40t	3	5.5	53.8
*Dalton, Cin.	42	27	64.3	257	6.12	0	0.0	36	3	7.1	51.4

**NFL / LEADING PASSERS, RANKS**

Player, Team	Att	Comp	Comp	Yds	Avg	Pct	Td	Long	Int	Pct	Rating
Brees, N.O.	3	3	1	2	3	3	4	8t	6	1	
Manning, NY-G	1	1	4	1	6	1	6	4t	4	2	
Ale. Smith, S.F.	4	4t	10	4	7	4	1	1t	1t	3	
Brady, N.E.	2	2	2	3	4	2	2	12	9	4	
Stafford, Det.	9	6t	3	7	2	6	3	8t	10	5	
Flacco, Bal.	5	4t	7	5	5	5	5	4t	5	6	
Tebow, Den.	7	12	12	6	1	7t	8	1t	1t	7	
Rodgers, G.B.	8	9	8	10	11	7t	7	4t	7	8	
Roethlisberger, Pit.	12	11	9	9	8	9t	9	4t	8	9	
Ryan, Atl.	11	10	6	12	12	11t	11t	1t	1t	10	
*Yates, Hou.	6	6t	11	8	9	9t	10	10t	11	11	
*Dalton, Cin.	10	8	5	11	10	11t	11t	10t	12	12	

**AFC / FOURTH-QUARTER PASSING LEADERS**

Rank	Player, Team	Att	Comp	Comp%	Yards	YPA	TD	TD%	Int	Int%	Rating
1)	Roethlisberger, Pit.	11	7	63.6	122	11.09	1	9.1	0	0.0	131.6
2)	Tebow, Den.	16	6	37.5	107	6.69	0	0.0	0	0.0	61.2
3)	Flacco, Bal.	21	12	57.1	123	5.86	0	0.0	1	4.8	54.3
4)	Brady, N.E.	23	11	47.8	126	5.48	0	0.0	2	8.7	28.5
5)	*Yates, Hou.	13	7	53.8	65	5.00	0	0.0	2	15.4	28.2
6)	*Dalton, Cin.	17	9	52.9	75	4.41	0	0.0	2	11.8	25.0

**NFC / FOURTH-QUARTER PASSING LEADERS**

Rank	Player, Team	Att	Comp	Comp%	Yards	YPA	TD	TD%	Int	Int%	Rating
1)	Brees, N.O.	29	18	62.1	328	11.31	3	10.3	0	0.0	135.4
2)	Manning, NY-G	45	32	71.1	339	7.53	3	6.7	0	0.0	115.0
3)	Ale. Smith, S.F.	22	13	59.1	179	8.14	1	4.5	0	0.0	100.4
4)	Stafford, Det.	12	8	66.7	92	7.67	1	8.3	2	16.7	77.8
5)	Rodgers, G.B.	16	10	62.5	92	5.75	1	6.3	1	6.3	72.9
6)	Ryan, Atl.	12	6	50.0	47	3.92	0	0.0	0	0.0	60.1

**NFL / FOURTH-QUARTER PASSING LEADERS**

Rank	Player, Team	Att	Comp	Comp%	Yards	YPA	TD	TD%	Int	Int%	Rating
1)	Brees, N.O.	29	18	62.1	328	11.31	3	10.3	0	0.0	135.4



2)	Roethlisberger, Pit.	11	7	63.6	122	11.09	1	9.1	0	0.0	131.6
3)	Manning, NY-G	45	32	71.1	339	7.53	3	6.7	0	0.0	115.0
4)	Ale. Smith, S.F.	22	13	59.1	179	8.14	1	4.5	0	0.0	100.4
5)	Stafford, Det.	12	8	66.7	92	7.67	1	8.3	2	16.7	77.8
6)	Rodgers, G.B.	16	10	62.5	92	5.75	1	6.3	1	6.3	72.9
7)	Tebow, Den.	16	6	37.5	107	6.69	0	0.0	0	0.0	61.2
8)	Ryan, Atl.	12	6	50.0	47	3.92	0	0.0	0	0.0	60.1
9)	Flacco, Bal.	21	12	57.1	123	5.86	0	0.0	1	4.8	54.3
10)	Brady, N.E.	23	11	47.8	126	5.48	0	0.0	2	8.7	28.5
11)	*Yates, Hou.	13	7	53.8	65	5.00	0	0.0	2	15.4	28.2
12)	*Dalton, Cin.	17	9	52.9	75	4.41	0	0.0	2	11.8	25.0

**AFC / THIRD-DOWN PASSING LEADERS**

Rank	Player, Team	Att	Comp	Comp%	Yards	YPA	TD	TD%	Int	Int%	Rating
1)	Flacco, Bal.	20	14	70.0	207	10.35	2	10.0	0	0.0	136.9
2)	Brady, N.E.	23	14	60.9	157	6.83	2	8.7	0	0.0	110.2
3)	*Dalton, Cin.	8	6	75.0	56	7.00	0	0.0	0	0.0	93.8
4)	Tebow, Den.	18	7	38.9	128	7.11	0	0.0	0	0.0	64.1
5)	*Yates, Hou.	19	8	42.1	98	5.16	0	0.0	1	5.3	36.7
6)	Roethlisberger, Pit.	11	6	54.5	50	4.55	0	0.0	1	9.1	28.6

**NFC / THIRD-DOWN PASSING LEADERS**

Rank	Player, Team	Att	Comp	Comp%	Yards	YPA	TD	TD%	Int	Int%	Rating
1)	Stafford, Det.	8	6	75.0	70	8.75	1	12.5	0	0.0	140.6
2)	Ale. Smith, S.F.	18	10	55.6	86	4.78	2	11.1	0	0.0	105.3
3)	Manning, NY-G	48	31	64.6	468	9.75	2	4.2	1	2.1	101.7
4)	Brees, N.O.	18	11	61.1	124	6.89	1	5.6	1	5.6	77.1
5)	Ryan, Atl.	12	7	58.3	66	5.50	0	0.0	0	0.0	73.6
6)	Rodgers, G.B.	8	3	37.5	39	4.88	0	0.0	1	12.5	14.1

**NFL / THIRD-DOWN PASSING LEADERS**

Rank	Player, Team	Att	Comp	Comp%	Yards	YPA	TD	TD%	Int	Int%	Rating
1)	Stafford, Det.	8	6	75.0	70	8.75	1	12.5	0	0.0	140.6
2)	Flacco, Bal.	20	14	70.0	207	10.35	2	10.0	0	0.0	136.9
3)	Brady, N.E.	23	14	60.9	157	6.83	2	8.7	0	0.0	110.2
4)	Ale. Smith, S.F.	18	10	55.6	86	4.78	2	11.1	0	0.0	105.3
5)	Manning, NY-G	48	31	64.6	468	9.75	2	4.2	1	2.1	101.7
6)	*Dalton, Cin.	8	6	75.0	56	7.00	0	0.0	0	0.0	93.8
7)	Brees, N.O.	18	11	61.1	124	6.89	1	5.6	1	5.6	77.1
8)	Ryan, Atl.	12	7	58.3	66	5.50	0	0.0	0	0.0	73.6
9)	Tebow, Den.	18	7	38.9	128	7.11	0	0.0	0	0.0	64.1
10)	*Yates, Hou.	19	8	42.1	98	5.16	0	0.0	1	5.3	36.7
11)	Roethlisberger, Pit.	11	6	54.5	50	4.55	0	0.0	1	9.1	28.6
12)	Rodgers, G.B.	8	3	37.5	39	4.88	0	0.0	1	12.5	14.1

**AFC / LEADING RUSHERS**

Rank	Player, Team	Att	Yards	Avg	Long	TD
1)	Foster, Hou.	51	285	5.6	42t	3
2)	Green-Ellis, N.E.	38	140	3.7	17	1
3)	McGahee, Den.	36	137	3.8	19	1
4)	Rice, Bal.	42	127	3.0	12	0
5)	Redman, Pit.	17	121	7.1	32	0
6)	Hernandez, N.E. (TE)	8	70	8.8	43	0
7)	Tebow, Den. (QB)	15	63	4.2	14	1
8)	Woodhead, N.E.	17	61	3.6	11	0
9)	Ball, Den.	17	55	3.2	13	0
10)	R. Williams, Bal.	12	49	4.1	9	0
11)	Tate, Hou.	9	37	4.1	9	0
12)	Leonard, Cin.	3	34	11.3	19	0
13)	Flacco, Bal. (QB)	6	26	4.3	14	0
14t)	*Ridley, N.E.	4	21	5.3	11	0
14t)	Welker, N.E. (WR)	2	21	10.5	11	0
16)	A. Brown, Pit. (WR)	1	18	18.0	18	0
17)	*Dalton, Cin. (QB)	3	17	5.7	15	0
18)	Roethlisberger, Pit. (QB)	3	15	5.0	9	0
19)	Benson, Cin.	7	14	2.0	7	1
20)	Scott, Cin.	6	11	1.8	4	0
21t)	Brady, N.E. (QB)	9	10	1.1	4	1
21t)	J. Johnson, Den.	4	10	2.5	6	0
23)	Decker, Den. (WR)	1	9	9.0	9	0
24)	Polite, N.E.	1	3	3.0	3	0
25t)	*Clay, Pit.	1	1	1.0	1	0
25t)	Leach, Bal.	2	1	0.5	1	0
25t)	Royal, Den. (WR)	1	1	1.0	1	0
25t)	Wallace, Pit. (WR)	1	1	1.0	1t	1

8t)	Sproles, N.O.	13	54	4.2	17t	2
10)	Starks, G.B.	6	43	7.2	29	0
11)	Turner, Atl.	15	41	2.7	10	0
12)	Grant, G.B.	8	33	4.1	19	0
13)	K. Smith, Det.	6	21	3.5	9	0
14)	Manning, NY-G (QB)	8	20	2.5	14	0
15)	*Jones, Atl. (WR)	1	13	13.0	13	0
16)	Ware, NY-G	4	10	2.5	6	0
17)	*T. Young, Det. (WR)	1	8	8.0	8	0
18)	Snelling, Atl.	2	7	3.5	6	0
19t)	Brees, N.O. (QB)	5	4	0.8	5	0
19t)	Henderson, N.O. (WR)	1	4	4.0	4	0
21t)	Dixon, S.F.	3	3	1.0	3	0
21t)	Ginn, S.F. (WR)	1	3	3.0	3	0
21t)	Ryan, Atl. (QB)	3	3	1.0	3	0
21t)	*Saine, G.B.	1	3	3.0	3	0
25t)	Burleson, Det. (WR)	1	2	2.0	2	0
25t)	Kuhn, G.B.	1	2	2.0	2	0
27)	Stafford, Det. (QB)	2	1	0.5	1t	1

**NFL / LEADING RUSHERS**

Rank	Player, Team	Att	Yards	Avg	Long	TD
1)	Foster, Hou.	51	285	5.6	42t	3
2)	Bradshaw, NY-G	63	272	4.3	30	1
3)	Jacobs, NY-G	37	164	4.4	34	1
4)	Gore, S.F.	29	163	5.6	42	0
5)	Green-Ellis, N.E.	38	140	3.7	17	1
6)	McGahee, Den.	36	137	3.8	19	1
7)	Rice, Bal.	42	127	3.0	12	0
8)	Redman, Pit.	17	121	7.1	32	0
9)	P. Thomas, N.O.	9	72	8.0	31	1
10t)	Hernandez, N.E. (TE)	8	70	8.8	43	0
10t)	Ivory, N.O.	22	70	3.2	19	0
10t)	Ale. Smith, S.F. (QB)	7	70	10.0	28t	1
13)	Rodgers, G.B. (QB)	7	66	9.4	16	0
14)	Tebow, Den. (QB)	15	63	4.2	14	1
15)	Woodhead, N.E.	17	61	3.6	11	0
16)	Ball, Den.	17	55	3.2	13	0
17t)	*Hunter, S.F.	10	54	5.4	18	0
17t)	Sproles, N.O.	13	54	4.2	17t	2
19)	R. Williams, Bal.	12	49	4.1	9	0

**NFC / LEADING RUSHERS**

Rank	Player, Team	Att	Yards	Avg	Long	TD
1)	Bradshaw, NY-G	63	272	4.3	30	1
2)	Jacobs, NY-G	37	164	4.4	34	1
3)	Gore, S.F.	29	163	5.6	42	0
4)	P. Thomas, N.O.	9	72	8.0	31	1
5t)	Ivory, N.O.	22	70	3.2	19	0
5t)	Ale. Smith, S.F. (QB)	7	70	10.0	28t	1
7)	Rodgers, G.B. (QB)	7	66	9.4	16	0
8t)	*Hunter, S.F.	10	54	5.4	18	0



20)	Starks, G.B.	6	43	7.2	29	0
21)	Turner, Atl.	15	41	2.7	10	0
22)	Tate, Hou.	9	37	4.1	9	0
23)	Leonard, Cin.	3	34	11.3	19	0
24)	Grant, G.B.	8	33	4.1	19	0
25)	Flacco, Bal. (QB)	6	26	4.3	14	0
26t)	*Ridley, N.E.	4	21	5.3	11	0
26t)	K. Smith, Det.	6	21	3.5	9	0
26t)	Welker, N.E. (WR)	2	21	10.5	11	0
29)	Manning, NY-G (QB)	8	20	2.5	14	0
30)	A. Brown, Pit. (WR)	1	18	18.0	18	0
31)	*Dalton, Cin. (QB)	3	17	5.7	15	0
32)	Roethlisberger, Pit. (QB)	3	15	5.0	9	0
33)	Benson, Cin.	7	14	2.0	7	1
34)	*Jones, Atl. (WR)	1	13	13.0	13	0
35)	Scott, Cin.	6	11	1.8	4	0
36t)	Brady, N.E. (QB)	9	10	1.1	4	1
36t)	J. Johnson, Den.	4	10	2.5	6	0
36t)	Ware, NY-G	4	10	2.5	6	0
39)	Decker, Den. (WR)	1	9	9.0	9	0
40)	*T. Young, Det. (WR)	1	8	8.0	8	0
41)	Snelling, Atl.	2	7	3.5	6	0
42t)	Brees, N.O. (QB)	5	4	0.8	5	0
42t)	Henderson, N.O. (WR)	1	4	4.0	4	0
44t)	Dixon, S.F.	3	3	1.0	3	0
44t)	Ginn, S.F. (WR)	1	3	3.0	3	0
44t)	Polite, N.E.	1	3	3.0	3	0
44t)	Ryan, Atl. (QB)	3	3	1.0	3	0
44t)	*Saine, G.B.	1	3	3.0	3	0
49t)	Burleson, Det. (WR)	1	2	2.0	2	0
49t)	Kuhn, G.B.	1	2	2.0	2	0

12t)	Miller, Pit. (TE)	5	60	12.0	33	0
12t)	Woodhead, N.E. (RB)	5	49	9.8	19	1
12t)	*Green, Cin.	5	47	9.4	21	0
12t)	Gresham, Cin. (TE)	5	46	9.2	16	0
12t)	Rice, Bal. (RB)	5	31	6.2	20	0
19t)	*T. Smith, Bal.	4	91	22.8	42	1
19t)	Evans, Bal.	4	69	17.3	30	0
19t)	Daniels, Hou. (TE)	4	55	13.8	21	0
22t)	Dickson, Bal. (TE)	3	37	12.3	16	0
22t)	Walter, Hou.	3	36	12.0	19	0
22t)	Simpson, Cin.	3	33	11.0	16	0
22t)	Scott, Cin. (RB)	3	29	9.7	11	0
22t)	Wallace, Pit.	3	26	8.7	17	0
22t)	Green-Ellis, N.E. (RB)	3	23	7.7	8	0
28t)	Fells, Den. (TE)	2	57	28.5	40	0
28t)	*Whalen, Cin.	2	24	12.0	20	0
28t)	Redman, Pit. (RB)	2	21	10.5	12	0
28t)	Edelman, N.E.	2	19	9.5	11	0
28t)	Leach, Bal. (RB)	2	9	4.5	6	0
33t)	Lee, Cin. (TE)	1	36	36.0	36	0
33t)	Cotchery, Pit.	1	31	31.0	31t	1
33t)	Ochocinco, N.E.	1	21	21.0	21	0
33t)	Willis, Den.	1	18	18.0	18	0
33t)	Hawkins, Cin.	1	8	8.0	8	0
33t)	Ball, Den. (RB)	1	6	6.0	6	0
33t)	*Ridley, N.E. (RB)	1	4	4.0	4	0
33t)	Benson, Cin. (RB)	1	-2	-2.0	-2	0
33t)	Wilson, Bal. (TE)	1	1	1.0	1t	1

**AFC / THIRD-AND-ONE RUSHING LEADERS**

Rank	Player, Team	Att	FD	Pct
1t)	Redman, Pit.	3	3	100.0
1t)	*Dalton, Cin.	1	1	100.0
1t)	McGahee, Den.	1	1	100.0
1t)	Rice, Bal.	1	1	100.0
1t)	Scott, Cin.	1	1	100.0
1t)	Tate, Hou.	1	1	100.0
1t)	R. Williams, Bal.	1	1	100.0
8t)	Foster, Hou.	2	1	50.0
8t)	Green-Ellis, N.E.	2	1	50.0

**NFC / THIRD-AND-ONE RUSHING LEADERS**

Rank	Player, Team	Att	FD	Pct
1t)	Sproles, N.O.	2	2	100.0
1t)	Bradshaw, NY-G	1	1	100.0
1t)	Burleson, Det.	1	1	100.0
1t)	Gore, S.F.	1	1	100.0
1t)	Stafford, Det.	1	1	100.0
6)	Ivory, N.O.	2	1	50.0

**NFL / THIRD-AND-ONE RUSHING LEADERS**

Rank	Player, Team	Att	FD	Pct
1t)	Redman, Pit.	3	3	100.0
1t)	Sproles, N.O.	2	2	100.0
1t)	Bradshaw, NY-G	1	1	100.0
1t)	Burleson, Det.	1	1	100.0
1t)	*Dalton, Cin.	1	1	100.0
1t)	Gore, S.F.	1	1	100.0
1t)	McGahee, Den.	1	1	100.0
1t)	Rice, Bal.	1	1	100.0
1t)	Scott, Cin.	1	1	100.0
1t)	Stafford, Det.	1	1	100.0
1t)	Tate, Hou.	1	1	100.0
1t)	R. Williams, Bal.	1	1	100.0
13t)	Foster, Hou.	2	1	50.0
13t)	Green-Ellis, N.E.	2	1	50.0
13t)	Ivory, N.O.	2	1	50.0

**AFC / LEADERS IN RECEPTIONS**

Rank	Player, Team	Rec	Yards	Avg	Long	TD
1t)	Hernandez, N.E. (TE)	19	188	9.9	20	2
1t)	Welker, N.E.	19	168	8.8	19	1
3)	R. Gronkowski, N.E. (TE)	17	258	15.2	28	3
4)	A. Johnson, Hou.	13	201	15.5	40t	1
5t)	D. Thomas, Den.	10	297	29.7	80t	1
5t)	Boldin, Bal.	10	174	17.4	37	1
7t)	Branch, N.E.	8	148	18.5	61t	1
7t)	Foster, Hou. (RB)	8	51	6.4	16	0
9)	Pitta, Bal. (TE)	7	70	10.0	16	1
10t)	Sanders, Pit.	6	81	13.5	18	0
10t)	Leonard, Cin. (RB)	6	36	6.0	16	0
12t)	Royal, Den.	5	74	14.8	30t	1
12t)	A. Brown, Pit.	5	70	14.0	25	0

**NFC / LEADERS IN RECEPTIONS**

Rank	Player, Team	Rec	Yards	Avg	Long	TD
1)	Nicks, NY-G	28	444	15.9	72t	4
2)	Cruz, NY-G	21	269	12.8	36	1
3)	Sproles, N.O. (RB)	19	152	8.0	44t	1
4t)	Colston, N.O.	16	256	16.0	40	1
4t)	Bradshaw, NY-G (RB)	16	114	7.1	30	0
6t)	Manningham, NY-G	13	189	14.5	38	3
6t)	Gore, S.F. (RB)	13	83	6.4	24	0
8t)	Johnson, Det.	12	211	17.6	42	2
8t)	Graham, N.O. (TE)	12	158	13.2	66t	3
10)	V. Davis, S.F. (TE)	10	292	29.2	73t	4
11t)	Meachem, N.O.	7	130	18.6	56t	1
11t)	*Jones, Atl.	7	64	9.1	20	0
11t)	P. Thomas, N.O. (RB)	7	60	8.6	14	0
11t)	Beckum, NY-G (TE)	7	45	6.4	12	0
15)	Henderson, N.O.	6	113	18.8	41t	1
16t)	White, Atl.	5	52	10.4	21	0
16t)	Ballard, NY-G (TE)	5	43	8.6	17	0
16t)	*Hynoski, NY-G (RB)	5	39	7.8	13	0
16t)	Pascoe, NY-G (TE)	5	39	7.8	12	1
16t)	Crabtree, S.F.	5	28	5.6	9	1
21t)	Burleson, Det.	4	50	12.5	21	0
21t)	Pettigrew, Det. (TE)	4	49	12.3	22	0
21t)	Gonzalez, Atl. (TE)	4	44	11.0	16	0
21t)	G. Jennings, G.B.	4	40	10.0	14	0
21t)	Finley, G.B. (TE)	4	37	9.3	19	0
21t)	*T. Young, Det.	4	33	8.3	15	0
21t)	Stadshaw, G.B. (RB)	4	24	6.0	12	0
21t)	*Rodgers, Atl. (RB)	4	18	4.5	8	0
21t)	Jacobs, NY-G (RB)	4	16	4.0	5	0
30t)	Driver, G.B.	3	45	15.0	16t	1
30t)	Nelson, G.B.	3	39	13.0	17	0
30t)	*Cobb, G.B.	3	38	12.7	21	0
30t)	Collins, N.O. (RB)	3	28	9.3	15	0
30t)	Grant, G.B. (RB)	3	17	5.7	10	0
35t)	Walker, S.F. (TE)	2	36	18.0	29	0
35t)	Arrington, N.O.	2	21	10.5	14	0
35t)	Ware, NY-G (RB)	2	21	10.5	13	0
35t)	K. Smith, Det. (RB)	2	20	10.0	13	0
35t)	K. Williams, S.F.	2	12	6.0	6	0
35t)	Snelling, Atl. (RB)	2	9	4.5	6	0
41t)	Ja. Jones, G.B.	1	16	16.0	16	0
41t)	*Miller, S.F. (RB)	1	16	16.0	16	0
41t)	*Hunter, S.F. (RB)	1	13	13.0	13	0
41t)	Ginn, S.F.	1	11	11.0	11	0
41t)	Heller, Det. (TE)	1	10	10.0	10t	1
41t)	*Higgins, N.O. (TE)	1	10	10.0	10	0
41t)	Kuhn, G.B. (RB)	1	8	8.0	8t	1
41t)	Douglas, Atl.	1	7	7.0	7	0
41t)	Scheffler, Det. (TE)	1	7	7.0	7	0
41t)	Turner, Atl. (RB)	1	5	5.0	5	0
41t)	Peelle, S.F. (TE)	1	4	4.0	4	0

**NFL / LEADERS IN RECEPTIONS**

Rank	Player, Team	Rec	Yards	Avg	Long	TD
1)	Nicks, NY-G	28	444	15.9	72t	4



2)	Cruz, NY-G	21	269	12.8	36	1
3t)	Hernandez, N.E. (TE)	19	188	9.9	20	2
3t)	Welker, N.E.	19	168	8.8	19	1
3t)	Sproles, N.O. (RB)	19	152	8.0	44t	1
6)	R. Gronkowski, N.E. (TE)	17	258	15.2	28	3
7t)	Colston, N.O.	16	256	16.0	40	1
7t)	Bradshaw, NY-G (RB)	16	114	7.1	30	0
9t)	A. Johnson, Hou.	13	201	15.5	40t	1
9t)	Manningham, NY-G	13	189	14.5	38	3
9t)	Gore, S.F. (RB)	13	83	6.4	24	0
12t)	Johnson, Det.	12	211	17.6	42	2
12t)	Graham, N.O. (TE)	12	158	13.2	66t	3
14t)	D. Thomas, Den.	10	297	29.7	80t	1
14t)	V. Davis, S.F. (TE)	10	292	29.2	73t	4
14t)	Boldin, Bal.	10	174	17.4	37	1
17t)	Branch, N.E.	8	148	18.5	61t	1
17t)	Foster, Hou. (RB)	8	51	6.4	16	0
19t)	Meachem, N.O.	7	130	18.6	56t	1
19t)	Pitta, Bal. (TE)	7	70	10.0	16	1
19t)	*Jones, Atl.	7	64	9.1	20	0
19t)	P. Thomas, N.O. (RB)	7	60	8.6	14	0
19t)	Beckum, NY-G (TE)	7	45	6.4	12	0
24t)	Henderson, N.O.	6	113	18.8	41t	1
24t)	Sanders, Pit.	6	81	13.5	18	0
24t)	Leonard, Cin. (RB)	6	36	6.0	16	0
27t)	Royal, Den.	5	74	14.8	30t	1
27t)	A. Brown, Pit.	5	70	14.0	25	0
27t)	Miller, Pit. (TE)	5	60	12.0	33	0
27t)	White, Atl.	5	52	10.4	21	0
27t)	Woodhead, N.E. (RB)	5	49	9.8	19	1
27t)	*Green, Cin.	5	47	9.4	21	0
27t)	Gresham, Cin. (TE)	5	46	9.2	16	0
27t)	Ballard, NY-G (TE)	5	43	8.6	17	0
27t)	*Hynoski, NY-G (RB)	5	39	7.8	13	0
27t)	Pascoe, NY-G (TE)	5	39	7.8	12	1
27t)	Rice, Bal. (RB)	5	31	6.2	20	0
27t)	Crabtree, S.F.	5	28	5.6	9	1
39t)	*T. Smith, Bal.	4	91	22.8	42	1
39t)	Evans, Bal.	4	69	17.3	30	0
39t)	Daniels, Hou. (TE)	4	55	13.8	21	0
39t)	Burleson, Det.	4	50	12.5	21	0
39t)	Pettigrew, Det. (TE)	4	49	12.3	22	0
39t)	Gonzalez, Atl. (TE)	4	44	11.0	16	0
39t)	G. Jennings, G.B.	4	40	10.0	14	0
39t)	Finley, G.B. (TE)	4	37	9.3	19	0
39t)	*T. Young, Det.	4	33	8.3	15	0
39t)	Starks, G.B. (RB)	4	24	6.0	12	0
39t)	*Rodgers, Atl. (RB)	4	18	4.5	8	0
39t)	Jacobs, NY-G (RB)	4	16	4.0	5	0

#### AFC / RECEIVING YARDAGE LEADERS

Rank	Player, Team	Yards	Rec	Avg	Long	TD
1)	D. Thomas, Den.	297	10	29.7	80t	1
2)	R. Gronkowski, N.E. (TE)	258	17	15.2	28	3
3)	A. Johnson, Hou.	201	13	15.5	40t	1
4)	Hernandez, N.E. (TE)	188	19	9.9	20	2
5)	Boldin, Bal.	174	10	17.4	37	1
6)	Welker, N.E.	168	19	8.8	19	1
7)	Branch, N.E.	148	8	18.5	61t	1
8)	*T. Smith, Bal.	91	4	22.8	42	1
9)	Sanders, Pit.	81	6	13.5	18	0
10)	Royal, Den.	74	5	14.8	30t	1
11t)	A. Brown, Pit.	70	5	14.0	25	0
11t)	Pitta, Bal. (TE)	70	7	10.0	16	1
13)	Evans, Bal.	69	4	17.3	30	0
14)	Miller, Pit. (TE)	60	5	12.0	33	0
15)	Fells, Den. (TE)	57	2	28.5	40	0
16)	Daniels, Hou. (TE)	55	4	13.8	21	0
17)	Foster, Hou. (RB)	51	8	6.4	16	0
18)	Woodhead, N.E. (RB)	49	5	9.8	19	1
19)	*Green, Cin.	47	5	9.4	21	0
20)	Gresham, Cin. (TE)	46	5	9.2	16	0
21)	Dickson, Bal. (TE)	37	3	12.3	16	0
22t)	Lee, Cin. (TE)	36	1	36.0	36	0
22t)	Leonard, Cin. (RB)	36	6	6.0	16	0
22t)	Walter, Hou.	36	3	12.0	19	0
25)	Simpson, Cin.	33	3	11.0	16	0
26t)	Cotchery, Pit.	31	1	31.0	31t	1
26t)	Rice, Bal. (RB)	31	5	6.2	20	0
28)	Scott, Cin. (RB)	29	3	9.7	11	0
29)	Wallace, Pit.	26	3	8.7	17	0
30)	*Whalen, Cin.	24	2	12.0	20	0
31)	Green-Ellis, N.E. (RB)	23	3	7.7	8	0
32t)	Ochocinco, N.E.	21	1	21.0	21	0

32t)	Redman, Pit. (RB)	21	2	10.5	12	0
34)	Edelman, N.E.	19	2	9.5	11	0
35)	Willis, Den.	18	1	18.0	18	0
36)	Leach, Bal. (RB)	9	2	4.5	6	0
37)	Hawkins, Cin.	8	1	8.0	8	0
38)	Ball, Den. (RB)	6	1	6.0	6	0
39)	*Ridley, N.E. (RB)	4	1	4.0	4	0
40)	Wilson, Bal. (TE)	1	1	1.0	1t	1

#### NFC / RECEIVING YARDAGE LEADERS

Rank	Player, Team	Yards	Rec	Avg	Long	TD
1)	Nicks, NY-G	444	28	15.9	72t	4
2)	V. Davis, S.F. (TE)	292	10	29.2	73t	4
3)	Cruz, NY-G	269	21	12.8	36	1
4)	Colston, N.O.	256	16	16.0	40	1
5)	Johnson, Det.	211	12	17.6	42	2
6)	Manningham, NY-G	189	13	14.5	38	3
7)	Graham, N.O. (TE)	158	12	13.2	66t	3
8)	Sproles, N.O. (RB)	152	19	8.0	44t	1
9)	Meachem, N.O.	130	7	18.6	56t	1
10)	Bradshaw, NY-G (RB)	114	16	7.1	30	0
11)	Henderson, N.O.	113	6	18.8	41t	1
12)	Gore, S.F. (RB)	83	13	6.4	24	0
13)	*Jones, Atl.	64	7	9.1	20	0
14)	P. Thomas, N.O. (RB)	60	7	8.6	14	0
15)	White, Atl.	52	5	10.4	21	0
16)	Burleson, Det.	50	4	12.5	21	0
17)	Pettigrew, Det. (TE)	49	4	12.3	22	0
18t)	Beckum, NY-G (TE)	45	7	6.4	12	0
18t)	Driver, G.B.	45	3	15.0	16t	1
20)	Gonzalez, Atl. (TE)	44	4	11.0	16	0
21)	Ballard, NY-G (TE)	43	5	8.6	17	0
22)	G. Jennings, G.B.	40	4	10.0	14	0
23t)	*Hynoski, NY-G (RB)	39	5	7.8	13	0
23t)	Nelson, G.B.	39	3	13.0	17	0
23t)	Pascoe, NY-G (TE)	39	5	7.8	12	1
26)	*Cobb, G.B.	38	3	12.7	21	0
27)	Finley, G.B. (TE)	37	4	9.3	19	0
28)	Walker, S.F. (TE)	36	2	18.0	29	0
29)	*T. Young, Det.	33	4	8.3	15	0
30t)	Collins, N.O. (RB)	28	3	9.3	15	0
30t)	Crabtree, S.F.	28	5	5.6	9	1
32)	Starks, G.B. (RB)	24	4	6.0	12	0
33t)	Arrington, N.O.	21	2	10.5	14	0
33t)	Ware, NY-G (RB)	21	2	10.5	13	0
35)	K. Smith, Det. (RB)	20	2	10.0	13	0
36)	*Rodgers, Atl. (RB)	18	4	4.5	8	0
37)	Grant, G.B. (RB)	17	3	5.7	10	0
38t)	Jacobs, NY-G (RB)	16	4	4.0	5	0
38t)	Ja. Jones, G.B.	16	1	16.0	16	0
38t)	*Miller, S.F. (RB)	16	1	16.0	16	0
41)	*Hunter, S.F. (RB)	13	1	13.0	13	0
42)	K. Williams, S.F.	12	2	6.0	6	0
43)	Ginn, S.F.	11	1	11.0	11	0
44t)	Heller, Det. (TE)	10	1	10.0	10t	1
44t)	*Higgins, N.O. (TE)	10	1	10.0	10	0
46)	Snelling, Atl. (RB)	9	2	4.5	6	0
47)	Kuhn, G.B. (RB)	8	1	8.0	8t	1
48t)	Douglas, Atl.	7	1	7.0	7	0
48t)	Scheffler, Det. (TE)	7	1	7.0	7	0
50)	Turner, Atl. (RB)	5	1	5.0	5	0

#### NFL / RECEIVING YARDAGE LEADERS

Rank	Player, Team	Yards	Rec	Avg	Long	TD
1)	Nicks, NY-G	444	28	15.9	72t	4
2)	D. Thomas, Den.	297	10	29.7	80t	1
3)	V. Davis, S.F. (TE)	292	10	29.2	73t	4
4)	Cruz, NY-G	269	21	12.8	36	1
5)	R. Gronkowski, N.E. (TE)	258	17	15.2	28	3
6)	Colston, N.O.	256	16	16.0	40	1
7)	Johnson, Det.	211	12	17.6	42	2
8)	A. Johnson, Hou.	201	13	15.5	40t	1
9)	Manningham, NY-G	189	13	14.5	38	3
10)	Hernandez, N.E. (TE)	188	19	9.9	20	2
11)	Boldin, Bal.	174	10	17.4	37	1
12)	Welker, N.E.	168	19	8.8	19	1
13)	Graham, N.O. (TE)	158	12	13.2	66t	3
14)	Sproles, N.O. (RB)	152	19	8.0	44t	1
15)	Branch, N.E.	148	8	18.5	61t	1
16)	Meachem, N.O.	130	7	18.6	56t	1
17)	Bradshaw, NY-G (RB)	114	16	7.1	30	0
18)	Henderson, N.O.	113	6	18.8	41t	1
19)	*T. Smith, Bal.	91	4	22.8	42	1
20)	Gore, S.F. (RB)	83	13	6.4	24	0
21)	Sanders, Pit.	81	6	13.5	18	0
22)	Royal, Den.	74	5	14.8	30t	1



23t) A. Brown, Pit.	70	5	14.0	25	0
23t) Pitta, Bal. (TE)	70	7	10.0	16	1
25) Evans, Bal.	69	4	17.3	30	0
26) *Jones, Atl.	64	7	9.1	20	0
27t) Miller, Pit. (TE)	60	5	12.0	33	0
27t) P. Thomas, N.O. (RB)	60	7	8.6	14	0
29) Fells, Den. (TE)	57	2	28.5	40	0
30) Daniels, Hou. (TE)	55	4	13.8	21	0
31) White, Atl.	52	5	10.4	21	0
32) Foster, Hou. (RB)	51	8	6.4	16	0
33) Burleson, Det.	50	4	12.5	21	0
34t) Pettigrew, Det. (TE)	49	4	12.3	22	0
34t) Woodhead, N.E. (RB)	49	5	9.8	19	1
36) *Green, Cin.	47	5	9.4	21	0
37) Gresham, Cin. (TE)	46	5	9.2	16	0
38t) Beckum, NY-G (TE)	45	7	6.4	12	0
38t) Driver, G.B.	45	3	15.0	16t	1
40) Gonzalez, Atl. (TE)	44	4	11.0	16	0
41) Ballard, NY-G (TE)	43	5	8.6	17	0
42) G. Jennings, G.B.	40	4	10.0	14	0
43t) *Hynoski, NY-G (RB)	39	5	7.8	13	0
43t) Nelson, G.B.	39	3	13.0	17	0
43t) Pascoe, NY-G (TE)	39	5	7.8	12	1
46) *Cobb, G.B.	38	3	12.7	21	0
47t) Dickson, Bal. (TE)	37	3	12.3	16	0
47t) Finley, G.B. (TE)	37	4	9.3	19	0
49t) Lee, Cin. (TE)	36	1	36.0	36	0
49t) Leonard, Cin. (RB)	36	6	6.0	16	0
49t) Walker, S.F. (TE)	36	2	18.0	29	0
49t) Walter, Hou.	36	3	12.0	19	0

#### AFC / THIRD-DOWN RECEIVING LEADERS

Rank	Player, Team	Rec	Yards	Avg	Long	TD
1)	D. Thomas, Den.	5	104	20.8	51	0
2)	Welker, N.E.	4	30	7.5	9	0
3t)	R. Gronkowski, N.E. (TE)	3	53	17.7	21	1
3t)	Boldin, Bal.	3	46	15.3	29	0
3t)	A. Johnson, Hou.	3	39	13.0	17	0
3t)	Hernandez, N.E. (TE)	3	28	9.3	12	0
3t)	Leonard, Cin. (RB)	3	23	7.7	16	0
8t)	Evans, Bal.	2	43	21.5	30	0
8t)	*T. Smith, Bal.	2	40	20.0	29t	1
8t)	Dickson, Bal. (TE)	2	30	15.0	16	0
8t)	Foster, Hou. (RB)	2	28	14.0	16	0
8t)	Daniels, Hou. (TE)	2	25	12.5	17	0
8t)	Rice, Bal. (RB)	2	24	12.0	20	0
8t)	Pitta, Bal. (TE)	2	23	11.5	15	0
8t)	Woodhead, N.E. (RB)	2	23	11.5	19	1
8t)	Wallace, Pit.	2	9	4.5	7	0
17t)	Sanders, Pit.	1	18	18.0	18	0
17t)	Willis, Den.	1	18	18.0	18	0
17t)	Gresham, Cin. (TE)	1	16	16.0	16	0
17t)	Branch, N.E.	1	15	15.0	15	0
17t)	Redman, Pit. (RB)	1	12	12.0	12	0
17t)	Scott, Cin. (RB)	1	11	11.0	11	0
17t)	Edelman, N.E.	1	8	8.0	8	0
17t)	Miller, Pit. (TE)	1	8	8.0	8	0
17t)	Ball, Den. (RB)	1	6	6.0	6	0
17t)	*Green, Cin.	1	6	6.0	6	0
17t)	Walter, Hou.	1	6	6.0	6	0
17t)	A. Brown, Pit.	1	3	3.0	3	0
17t)	Wilson, Bal. (TE)	1	1	1.0	1t	1

#### NFC / THIRD-DOWN RECEIVING LEADERS

Rank	Player, Team	Rec	Yards	Avg	Long	TD
1t)	Nicks, NY-G	9	175	19.4	72t	1
1t)	Cruz, NY-G	9	131	14.6	36	0
3)	Manningham, NY-G	7	90	12.9	19	1
4t)	Colston, N.O.	4	57	14.3	25t	1
4t)	Gore, S.F. (RB)	4	19	4.8	9	0
6)	Bradshaw, NY-G (RB)	3	36	12.0	18	0
7t)	Driver, G.B.	2	29	14.5	16	0
7t)	*Jones, Atl.	2	26	13.0	18	0
7t)	V. Davis, S.F. (TE)	2	25	12.5	14t	1
7t)	White, Atl.	2	23	11.5	14	0
7t)	*T. Young, Det.	2	21	10.5	15	0
7t)	Sproles, N.O. (RB)	2	19	9.5	12	0
7t)	P. Thomas, N.O. (RB)	2	16	8.0	11	0
7t)	*Rodgers, Atl. (RB)	2	8	4.0	5	0
7t)	Crabtree, S.F.	2	7	3.5	4t	1
16t)	Walker, S.F. (TE)	1	29	29.0	29	0
16t)	Pettigrew, Det. (TE)	1	22	22.0	22	0
16t)	Ballard, NY-G (TE)	1	17	17.0	17	0
16t)	Arrington, N.O.	1	14	14.0	14	0
16t)	Henderson, N.O.	1	13	13.0	13	0
16t)	Ware, NY-G (RB)	1	13	13.0	13	0

16t)	Johnson, Det.	1	12	12.0	12t	1
16t)	G. Jennings, G.B.	1	10	10.0	10	0
16t)	Gonzalez, Atl. (TE)	1	9	9.0	9	0
16t)	Burleson, Det.	1	8	8.0	8	0
16t)	Scheffler, Det. (TE)	1	7	7.0	7	0
16t)	Beckum, NY-G (TE)	1	6	6.0	6	0
16t)	K. Williams, S.F.	1	6	6.0	6	0
16t)	Meachem, N.O.	1	5	5.0	5	0

#### NFL / THIRD-DOWN RECEIVING LEADERS

Rank	Player, Team	Rec	Yards	Avg	Long	TD
1t)	Nicks, NY-G	9	175	19.4	72t	1
1t)	Cruz, NY-G	9	131	14.6	36	0
3)	Manningham, NY-G	7	90	12.9	19	1
4)	D. Thomas, Den.	5	104	20.8	51	0
5t)	Colston, N.O.	4	57	14.3	25t	1
5t)	Welker, N.E.	4	30	7.5	9	0
5t)	Gore, S.F. (RB)	4	19	4.8	9	0
8t)	R. Gronkowski, N.E. (TE)	3	53	17.7	21	1
8t)	Boldin, Bal.	3	46	15.3	29	0
8t)	A. Johnson, Hou.	3	39	13.0	17	0
8t)	Bradshaw, NY-G (RB)	3	36	12.0	18	0
8t)	Hernandez, N.E. (TE)	3	28	9.3	12	0
8t)	Leonard, Cin. (RB)	3	23	7.7	16	0
14t)	Evans, Bal.	2	43	21.5	30	0
14t)	*T. Smith, Bal.	2	40	20.0	29t	1
14t)	Dickson, Bal. (TE)	2	30	15.0	16	0
14t)	Driver, G.B.	2	29	14.5	16	0
14t)	Foster, Hou. (RB)	2	28	14.0	16	0
14t)	*Jones, Atl.	2	26	13.0	18	0
14t)	Daniels, Hou. (TE)	2	25	12.5	17	0
14t)	V. Davis, S.F. (TE)	2	25	12.5	14t	1
14t)	Rice, Bal. (RB)	2	24	12.0	20	0
14t)	Pitta, Bal. (TE)	2	23	11.5	15	0
14t)	White, Atl.	2	23	11.5	14	0
14t)	Woodhead, N.E. (RB)	2	23	11.5	19	1
14t)	*T. Young, Det.	2	21	10.5	15	0
14t)	Sproles, N.O. (RB)	2	19	9.5	12	0
14t)	P. Thomas, N.O. (RB)	2	16	8.0	11	0
14t)	Wallace, Pit.	2	9	4.5	7	0
14t)	*Rodgers, Atl. (RB)	2	8	4.0	5	0
14t)	Crabtree, S.F.	2	7	3.5	4t	1
32t)	Walker, S.F. (TE)	1	29	29.0	29	0
32t)	Pettigrew, Det. (TE)	1	22	22.0	22	0
32t)	Sanders, Pit.	1	18	18.0	18	0
32t)	Willis, Den.	1	18	18.0	18	0
32t)	Ballard, NY-G (TE)	1	17	17.0	17	0
32t)	Gresham, Cin. (TE)	1	16	16.0	16	0
32t)	Branch, N.E.	1	15	15.0	15	0
32t)	Arrington, N.O.	1	14	14.0	14	0
32t)	Henderson, N.O.	1	13	13.0	13	0
32t)	Ware, NY-G (RB)	1	13	13.0	13	0
32t)	Johnson, Det.	1	12	12.0	12t	1
32t)	Redman, Pit. (RB)	1	12	12.0	12	0
32t)	Scott, Cin. (RB)	1	11	11.0	11	0
32t)	G. Jennings, G.B.	1	10	10.0	10	0
32t)	Gonzalez, Atl. (TE)	1	9	9.0	9	0
32t)	Burleson, Det.	1	8	8.0	8	0
32t)	Edelman, N.E.	1	8	8.0	8	0
32t)	Miller, Pit. (TE)	1	8	8.0	8	0
32t)	Scheffler, Det. (TE)	1	7	7.0	7	0
32t)	Ball, Den. (RB)	1	6	6.0	6	0
32t)	Beckum, NY-G (TE)	1	6	6.0	6	0
32t)	*Green, Cin.	1	6	6.0	6	0
32t)	Walter, Hou.	1	6	6.0	6	0
32t)	K. Williams, S.F.	1	6	6.0	6	0
32t)	Meachem, N.O.	1	5	5.0	5	0
32t)	A. Brown, Pit.	1	3	3.0	3	0
32t)	Wilson, Bal. (TE)	1	1	1.0	1t	1

#### AFC / LEADING SCORERS, NONKICKERS

Rank	Player, Team	TD	Rush	Rec	Ret	X2	Pts
1t)	Foster, Hou. (RB)	3	3	0	0	0	18
1t)	R. Gronkowski, N.E. (TE)	3	0	3	0	0	18
3)	Hernandez, N.E. (TE)	2	0	2	0	0	12
4t)	Benson, Cin. (RB)	1	1	0	0	0	6
4t)	Boldin, Bal. (WR)	1	0	1	0	0	6
4t)	Brady, N.E. (QB)	1	1	0	0	0	6
4t)	Branch, N.E. (WR)	1	0	1	0	0	6
4t)	Cotchery, Pit. (WR)	1	0	1	0	0	6
4t)	Green-Ellis, N.E. (RB)	1	1	0	0	0	6
4t)	A. Johnson, Hou. (WR)	1	0	1	0	0	6
4t)	McGahee, Den. (RB)	1	1	0	0	0	6
4t)	Pitta, Bal. (TE)	1	0	1	0	0	6
4t)	Royal, Den. (WR)	1	0	1	0	0	6
4t)	*T. Smith, Bal. (WR)	1	0	1	0	0	6





4t) Tebow, Den. (QB)	1	1	0	0	0	6
4t) D. Thomas, Den. (WR)	1	0	1	0	0	6
4t) Wallace, Pit. (WR)	1	1	0	0	0	6
4t) *Watt, Hou. (DE)	1	0	0	1	0	6
4t) Welker, N.E. (WR)	1	0	1	0	0	6
4t) Wilson, Bal. (TE)	1	0	1	0	0	6
4t) Woodhead, N.E. (RB)	1	0	1	0	0	6

10t) D. Thomas, Den. (WR)	1	0	1	0	0	6
10t) Wallace, Pit. (WR)	1	1	0	0	0	6
10t) *Watt, Hou. (DE)	1	0	0	1	0	6
10t) Welker, N.E. (WR)	1	0	1	0	0	6
10t) Wilson, Bal. (TE)	1	0	1	0	0	6
10t) Woodhead, N.E. (RB)	1	0	1	0	0	6

**NFC / LEADING SCORERS, NONKICKERS**

Rank	Player, Team	TD	Rush	Rec	Ret	X2	Pts
1t)	V. Davis, S.F. (TE)	4	0	4	0	0	24
1t)	Nicks, NY-G (WR)	4	0	4	0	0	24
3)	Sproles, N.O. (RB)	3	2	1	0	1	20
4t)	Graham, N.O. (TE)	3	0	3	0	0	18
4t)	Manningham, NY-G (WR)	3	0	3	0	0	18
6)	Johnson, Det. (WR)	2	0	2	0	0	12
7t)	Bradshaw, NY-G (RB)	1	1	0	0	0	6
7t)	Colston, N.O. (WR)	1	0	1	0	0	6
7t)	Crabtree, S.F. (WR)	1	0	1	0	0	6
7t)	Cruz, NY-G (WR)	1	0	1	0	0	6
7t)	Driver, G.B. (WR)	1	0	1	0	0	6
7t)	Heller, Det. (TE)	1	0	1	0	0	6
7t)	Henderson, N.O. (WR)	1	0	1	0	0	6
7t)	Jacobs, NY-G (RB)	1	1	0	0	0	6
7t)	Kuhn, G.B. (RB)	1	0	1	0	0	6
7t)	Meachem, N.O. (WR)	1	0	1	0	0	6
7t)	Pascoe, NY-G (TE)	1	0	1	0	0	6
7t)	Ale. Smith, S.F. (QB)	1	1	0	0	0	6
7t)	Stafford, Det. (QB)	1	1	0	0	0	6
7t)	P. Thomas, N.O. (RB)	1	1	0	0	0	6

**NFL / LEADING SCORERS, NONKICKERS**

Rank	Player, Team	TD	Rush	Rec	Ret	X2	Pts
1t)	V. Davis, S.F. (TE)	4	0	4	0	0	24
1t)	Nicks, NY-G (WR)	4	0	4	0	0	24
3)	Sproles, N.O. (RB)	3	2	1	0	1	20
4t)	Foster, Hou. (RB)	3	3	0	0	0	18
4t)	Graham, N.O. (TE)	3	0	3	0	0	18
4t)	R. Gronkowski, N.E. (TE)	3	0	3	0	0	18
4t)	Manningham, NY-G (WR)	3	0	3	0	0	18
8t)	Hernandez, N.E. (TE)	2	0	2	0	0	12
8t)	Johnson, Det. (WR)	2	0	2	0	0	12
10t)	Benson, Cin. (RB)	1	1	0	0	0	6
10t)	Boldin, Bal. (WR)	1	0	1	0	0	6
10t)	Bradshaw, NY-G (RB)	1	1	0	0	0	6
10t)	Brady, N.E. (QB)	1	1	0	0	0	6
10t)	Branch, N.E. (WR)	1	0	1	0	0	6
10t)	Colston, N.O. (WR)	1	0	1	0	0	6
10t)	Cotchery, Pit. (WR)	1	0	1	0	0	6
10t)	Crabtree, S.F. (WR)	1	0	1	0	0	6
10t)	Cruz, NY-G (WR)	1	0	1	0	0	6
10t)	Driver, G.B. (WR)	1	0	1	0	0	6
10t)	Green-Ellis, N.E. (RB)	1	1	0	0	0	6
10t)	Heller, Det. (TE)	1	0	1	0	0	6
10t)	Henderson, N.O. (WR)	1	0	1	0	0	6
10t)	Jacobs, NY-G (RB)	1	1	0	0	0	6
10t)	A. Johnson, Hou. (WR)	1	0	1	0	0	6
10t)	Kuhn, G.B. (RB)	1	0	1	0	0	6
10t)	McGahee, Den. (RB)	1	1	0	0	0	6
10t)	Meachem, N.O. (WR)	1	0	1	0	0	6
10t)	Pascoe, NY-G (TE)	1	0	1	0	0	6
10t)	Pitta, Bal. (TE)	1	0	1	0	0	6
10t)	Royal, Den. (WR)	1	0	1	0	0	6
10t)	Ale. Smith, S.F. (QB)	1	1	0	0	0	6
10t)	*T. Smith, Bal. (WR)	1	0	1	0	0	6
10t)	Stafford, Det. (QB)	1	1	0	0	0	6
10t)	Tebow, Den. (QB)	1	1	0	0	0	6
10t)	P. Thomas, N.O. (RB)	1	1	0	0	0	6

**AFC / LEADING SCORERS, KICKERS**

Rank	Player, Team	PAT	FG	Pct	Long	Pts
1)	Gostkowski, N.E.	10/10	5/ 5	1.000	35	25
2)	Cundiff, Bal.	4/ 4	4/ 5	.800	48	16
3)	Prater, Den.	3/ 3	4/ 4	1.000	41	15
4)	Rackers, Hou.	5/ 5	3/ 4	.750	40	14
5)	Suisham, Pit.	2/ 2	3/ 3	1.000	45	11
6)	Nugent, Cin.	1/ 1	1/ 2	.500	37	4

**NFC / LEADING SCORERS, KICKERS**

Rank	Player, Team	PAT	FG	Pct	Long	Pts
1)	Tynes, NY-G	10/10	8/10	.800	38	34
2)	Akers, S.F.	5/ 5	4/ 4	1.000	41	17
3)	Kasay, N.O.	9/ 9	2/ 2	1.000	48	15
4)	Crosby, G.B.	2/ 2	2/ 2	1.000	47	8
5)	Hanson, Det.	4/ 4	0/ 0	---	--	4

**NFL / LEADING SCORERS, KICKERS**

Rank	Player, Team	PAT	FG	Pct	Long	Pts
1)	Tynes, NY-G	10/10	8/10	.800	38	34
2)	Gostkowski, N.E.	10/10	5/ 5	1.000	35	25
3)	Akers, S.F.	5/ 5	4/ 4	1.000	41	17
4)	Cundiff, Bal.	4/ 4	4/ 5	.800	48	16
5t)	Kasay, N.O.	9/ 9	2/ 2	1.000	48	15
5t)	Prater, Den.	3/ 3	4/ 4	1.000	41	15
7)	Rackers, Hou.	5/ 5	3/ 4	.750	40	14
8)	Suisham, Pit.	2/ 2	3/ 3	1.000	45	11
9)	Crosby, G.B.	2/ 2	2/ 2	1.000	47	8
10t)	Hanson, Det.	4/ 4	0/ 0	---	--	4
10t)	Nugent, Cin.	1/ 1	1/ 2	.500	37	4

**AFC / TOUCHBACKS ON KICKOFFS**

Rank	Player, Team	TB
1)	Gostkowski, N.E.	10
2t)	Prater, Den.	8
2t)	Rackers, Hou.	8
4)	Suisham, Pit.	6
5t)	Cundiff, Bal.	3
5t)	Nugent, Cin.	3

**NFC / TOUCHBACKS ON KICKOFFS**

Rank	Player, Team	TB
1)	Morstead, N.O.	9
2)	Akers, S.F.	7
3)	Tynes, NY-G	6
4)	Crosby, G.B.	3
5)	Hanson, Det.	2

**NFL / TOUCHBACKS ON KICKOFFS**

Rank	Player, Team	TB
1)	Gostkowski, N.E.	10
2)	Morstead, N.O.	9
3t)	Prater, Den.	8
3t)	Rackers, Hou.	8
5)	Akers, S.F.	7
6t)	Suisham, Pit.	6
6t)	Tynes, NY-G	6
8t)	Crosby, G.B.	3
8t)	Cundiff, Bal.	3
8t)	Nugent, Cin.	3
11)	Hanson, Det.	2

**AFC / MOST YARDS FROM SCRIMMAGE**

Rank	Player, Team	Total		Rushing			Receiving			
		Yards	Att+Rec	Avg	Yards	Att	Avg	Yards	Rec	Avg
1)	Foster, Hou. (RB)	336	59	5.7	285	51	5.6	51	8	6.4
2)	D. Thomas, Den. (WR)	297	10	29.7	0	0	---	297	10	29.7
3t)	R. Gronkowski, N.E. (TE)	258	17	15.2	0	0	---	258	17	15.2
3t)	Hernandez, N.E. (TE)	258	27	9.6	70	8	8.8	188	19	9.9
5)	A. Johnson, Hou. (WR)	201	13	15.5	0	0	---	201	13	15.5
6)	Welker, N.E. (WR)	189	21	9.0	21	2	10.5	168	19	8.8
7)	Boldin, Bal. (WR)	174	10	17.4	0	0	---	174	10	17.4
8)	Green-Ellis, N.E. (RB)	163	41	4.0	140	38	3.7	23	3	7.7
9)	Rice, Bal. (RB)	158	47	3.4	127	42	3.0	31	5	6.2
10)	Branch, N.E. (WR)	148	8	18.5	0	0	---	148	8	18.5
11)	Redman, Pit. (RB)	142	19	7.5	121	17	7.1	21	2	10.5
12)	McGahee, Den. (RB)	137	36	3.8	137	36	3.8	0	0	---
13)	Woodhead, N.E. (RB)	110	22	5.0	61	17	3.6	49	5	9.8
14)	*T. Smith, Bal. (WR)	91	4	22.8	0	0	---	91	4	22.8



15)	A. Brown, Pit. (WR)	88	6	14.7	18	1	18.0	70	5	14.0
16)	Sanders, Pit. (WR)	81	6	13.5	0	0	---	81	6	13.5
17)	Royal, Den. (WR)	75	6	12.5	1	1	1.0	74	5	14.8
18t)	Leonard, Cin. (RB)	70	9	7.8	34	3	11.3	36	6	6.0
18t)	Pitta, Bal. (TE)	70	7	10.0	0	0	---	70	7	10.0
20)	Evans, Bal. (WR)	69	4	17.3	0	0	---	69	4	17.3
21)	Tebow, Den. (QB)	63	15	4.2	63	15	4.2	0	0	---
22)	Ball, Den. (RB)	61	18	3.4	55	17	3.2	6	1	6.0
23)	Miller, Pit. (TE)	60	5	12.0	0	0	---	60	5	12.0
24)	Fells, Den. (TE)	57	2	28.5	0	0	---	57	2	28.5
25)	Daniels, Hou. (TE)	55	4	13.8	0	0	---	55	4	13.8
26)	R. Williams, Bal. (RB)	49	12	4.1	49	12	4.1	0	0	---
27)	*Green, Cin. (WR)	47	5	9.4	0	0	---	47	5	9.4
28)	Gresham, Cin. (TE)	46	5	9.2	0	0	---	46	5	9.2
29)	Scott, Cin. (RB)	40	9	4.4	11	6	1.8	29	3	9.7
30t)	Dickson, Bal. (TE)	37	3	12.3	0	0	---	37	3	12.3
30t)	Tate, Hou. (RB)	37	9	4.1	37	9	4.1	0	0	---
32t)	Lee, Cin. (TE)	36	1	36.0	0	0	---	36	1	36.0
32t)	Walter, Hou. (WR)	36	3	12.0	0	0	---	36	3	12.0
34)	Simpson, Cin. (WR)	33	3	11.0	0	0	---	33	3	11.0
35)	Cotchery, Pit. (WR)	31	1	31.0	0	0	---	31	1	31.0
36)	Wallace, Pit. (WR)	27	4	6.8	1	1	1.0	26	3	8.7
37)	Flacco, Bal. (QB)	26	6	4.3	26	6	4.3	0	0	---
38)	*Ridley, N.E. (RB)	25	5	5.0	21	4	5.3	4	1	4.0
39)	*Whalen, Cin. (WR)	24	2	12.0	0	0	---	24	2	12.0
40)	Ochocinco, N.E. (WR)	21	1	21.0	0	0	---	21	1	21.0
41t)	Edelman, N.E. (WR)	18	3	6.0	-1	1	-1.0	19	2	9.5
41t)	Willis, Den. (WR)	18	1	18.0	0	0	---	18	1	18.0
43)	*Dalton, Cin. (QB)	17	3	5.7	17	3	5.7	0	0	---
44)	Roethlisberger, Pit. (QB)	15	3	5.0	15	3	5.0	0	0	---
45)	Benson, Cin. (RB)	12	8	1.5	14	7	2.0	-2	1	-2.0
46t)	Brady, N.E. (QB)	10	9	1.1	10	9	1.1	0	0	---
46t)	J. Johnson, Den. (RB)	10	4	2.5	10	4	2.5	0	0	---
46t)	Leach, Bal. (RB)	10	4	2.5	1	2	0.5	9	2	4.5
49)	Decker, Den. (WR)	9	1	9.0	9	1	9.0	0	0	---
50)	Hawkins, Cin. (WR)	8	1	8.0	0	0	---	8	1	8.0

**NFC / MOST YARDS FROM SCRIMMAGE**

Rank	Player, Team	Total			Rushing			Receiving		
		Yards	Att+Rec	Avg	Yards	Att	Avg	Yards	Rec	Avg
1)	Nicks, NY-G (WR)	444	28	15.9	0	0	---	444	28	15.9
2)	Bradshaw, NY-G (RB)	386	79	4.9	272	63	4.3	114	16	7.1
3)	V. Davis, S.F. (TE)	292	10	29.2	0	0	---	292	10	29.2
4)	Cruz, NY-G (WR)	269	21	12.8	0	0	---	269	21	12.8
5)	Colston, N.O. (WR)	256	16	16.0	0	0	---	256	16	16.0
6)	Gore, S.F. (RB)	246	42	5.9	163	29	5.6	83	13	6.4
7)	Johnson, Det. (WR)	211	12	17.6	0	0	---	211	12	17.6
8)	Sproles, N.O. (RB)	206	32	6.4	54	13	4.2	152	19	8.0
9)	Manningham, NY-G (WR)	189	13	14.5	0	0	---	189	13	14.5
10)	Jacobs, NY-G (RB)	180	41	4.4	164	37	4.4	16	4	4.0
11)	Graham, N.O. (TE)	158	12	13.2	0	0	---	158	12	13.2
12)	P. Thomas, N.O. (RB)	132	16	8.3	72	9	8.0	60	7	8.6
13)	Meachem, N.O. (WR)	130	7	18.6	0	0	---	130	7	18.6
14)	Henderson, N.O. (WR)	117	7	16.7	4	1	4.0	113	6	18.8
15)	*Jones, Atl. (WR)	77	8	9.6	13	1	13.0	64	7	9.1
16t)	Ivory, N.O. (RB)	70	22	3.2	70	22	3.2	0	0	---
16t)	Ale. Smith, S.F. (QB)	70	7	10.0	70	7	10.0	0	0	---
18t)	*Hunter, S.F. (RB)	67	11	6.1	54	10	5.4	13	1	13.0
18t)	Starks, G.B. (RB)	67	10	6.7	43	6	7.2	24	4	6.0
20)	Rodgers, G.B. (QB)	66	7	9.4	66	7	9.4	0	0	---
21t)	Burleson, Det. (WR)	52	5	10.4	2	1	2.0	50	4	12.5
21t)	White, Atl. (WR)	52	5	10.4	0	0	---	52	5	10.4
23)	Grant, G.B. (RB)	50	11	4.5	33	8	4.1	17	3	5.7
24)	Pettigrew, Det. (TE)	49	4	12.3	0	0	---	49	4	12.3
25)	Turner, Atl. (RB)	46	16	2.9	41	15	2.7	5	1	5.0
26t)	Beckum, NY-G (TE)	45	7	6.4	0	0	---	45	7	6.4
26t)	Driver, G.B. (WR)	45	3	15.0	0	0	---	45	3	15.0
28)	Gonzalez, Atl. (TE)	44	4	11.0	0	0	---	44	4	11.0
29)	Ballard, NY-G (TE)	43	5	8.6	0	0	---	43	5	8.6
30t)	K. Smith, Det. (RB)	41	8	5.1	21	6	3.5	20	2	10.0
30t)	*T. Young, Det. (WR)	41	5	8.2	8	1	8.0	33	4	8.3
32)	G. Jennings, G.B. (WR)	40	4	10.0	0	0	---	40	4	10.0
33t)	*Hynoski, NY-G (RB)	39	5	7.8	0	0	---	39	5	7.8
33t)	Nelson, G.B. (WR)	39	3	13.0	0	0	---	39	3	13.0
33t)	Pascoe, NY-G (TE)	39	5	7.8	0	0	---	39	5	7.8
36)	*Cobb, G.B. (WR)	38	3	12.7	0	0	---	38	3	12.7
37)	Finley, G.B. (TE)	37	4	9.3	0	0	---	37	4	9.3
38)	Walker, S.F. (TE)	36	2	18.0	0	0	---	36	2	18.0
39)	Ware, NY-G (RB)	31	6	5.2	10	4	2.5	21	2	10.5
40t)	Collins, N.O. (RB)	28	3	9.3	0	0	---	28	3	9.3
40t)	Crabtree, S.F. (WR)	28	5	5.6	0	0	---	28	5	5.6
42)	Arrington, N.O. (WR)	21	2	10.5	0	0	---	21	2	10.5
43)	Manning, NY-G (QB)	20	8	2.5	20	8	2.5	0	0	---
44)	*Rodgers, Atl. (RB)	18	4	4.5	0	0	---	18	4	4.5
45t)	Ja. Jones, G.B. (WR)	16	1	16.0	0	0	---	16	1	16.0
45t)	*Miller, S.F. (RB)	16	1	16.0	0	0	---	16	1	16.0



45t) Snelling, Atl. (RB)	16	4	4.0	7	2	3.5	9	2	4.5
48) Ginn, S.F. (WR)	14	2	7.0	3	1	3.0	11	1	11.0
49) K. Williams, S.F. (WR)	12	2	6.0	0	0	---	12	2	6.0
50t) Heller, Det. (TE)	10	1	10.0	0	0	---	10	1	10.0
50t) *Higgins, N.O. (TE)	10	1	10.0	0	0	---	10	1	10.0
50t) Kuhn, G.B. (RB)	10	2	5.0	2	1	2.0	8	1	8.0

**NFL / MOST YARDS FROM SCRIMMAGE**

Rank	Player, Team	Total			Rushing			Receiving		
		Yards	Att+Rec	Avg	Yards	Att	Avg	Yards	Rec	Avg
1)	Nicks, NY-G (WR)	444	28	15.9	0	0	---	444	28	15.9
2)	Bradshaw, NY-G (RB)	386	79	4.9	272	63	4.3	114	16	7.1
3)	Foster, Hou. (RB)	336	59	5.7	285	51	5.6	51	8	6.4
4)	D. Thomas, Den. (WR)	297	10	29.7	0	0	---	297	10	29.7
5)	V. Davis, S.F. (TE)	292	10	29.2	0	0	---	292	10	29.2
6)	Cruz, NY-G (WR)	269	21	12.8	0	0	---	269	21	12.8
7t)	R. Gronkowski, N.E. (TE)	258	17	15.2	0	0	---	258	17	15.2
7t)	Hernandez, N.E. (TE)	258	27	9.6	70	8	8.8	188	19	9.9
9)	Colston, N.O. (WR)	256	16	16.0	0	0	---	256	16	16.0
10)	Gore, S.F. (RB)	246	42	5.9	163	29	5.6	83	13	6.4
11)	Johnson, Det. (WR)	211	12	17.6	0	0	---	211	12	17.6
12)	Sproles, N.O. (RB)	206	32	6.4	54	13	4.2	152	19	8.0
13)	A. Johnson, Hou. (WR)	201	13	15.5	0	0	---	201	13	15.5
14t)	Manningham, NY-G (WR)	189	13	14.5	0	0	---	189	13	14.5
14t)	Welker, N.E. (WR)	189	21	9.0	21	2	10.5	168	19	8.8
16)	Jacobs, NY-G (RB)	180	41	4.4	164	37	4.4	16	4	4.0
17)	Boldin, Bal. (WR)	174	10	17.4	0	0	---	174	10	17.4
18)	Green-Ellis, N.E. (RB)	163	41	4.0	140	38	3.7	23	3	7.7
19t)	Graham, N.O. (TE)	158	12	13.2	0	0	---	158	12	13.2
19t)	Rice, Bal. (RB)	158	47	3.4	127	42	3.0	31	5	6.2
21)	Branch, N.E. (WR)	148	8	18.5	0	0	---	148	8	18.5
22)	Redman, Pit. (RB)	142	19	7.5	121	17	7.1	21	2	10.5
23)	McGahee, Den. (RB)	137	36	3.8	137	36	3.8	0	0	---
24)	P. Thomas, N.O. (RB)	132	16	8.3	72	9	8.0	60	7	8.6
25)	Meachem, N.O. (WR)	130	7	18.6	0	0	---	130	7	18.6
26)	Henderson, N.O. (WR)	117	7	16.7	4	1	4.0	113	6	18.8
27)	Woodhead, N.E. (RB)	110	22	5.0	61	17	3.6	49	5	9.8
28)	*T. Smith, Bal. (WR)	91	4	22.8	0	0	---	91	4	22.8
29)	A. Brown, Pit. (WR)	88	6	14.7	18	1	18.0	70	5	14.0
30)	Sanders, Pit. (WR)	81	6	13.5	0	0	---	81	6	13.5
31)	*Jones, Atl. (WR)	77	8	9.6	13	1	13.0	64	7	9.1
32)	Royal, Den. (WR)	75	6	12.5	1	1	1.0	74	5	14.8
33t)	Ivory, N.O. (RB)	70	22	3.2	70	22	3.2	0	0	---
33t)	Leonard, Cin. (RB)	70	9	7.8	34	3	11.3	36	6	6.0
33t)	Pitta, Bal. (TE)	70	7	10.0	0	0	---	70	7	10.0
33t)	Ale. Smith, S.F. (QB)	70	7	10.0	70	7	10.0	0	0	---
37)	Evans, Bal. (WR)	69	4	17.3	0	0	---	69	4	17.3
38t)	*Hunter, S.F. (RB)	67	11	6.1	54	10	5.4	13	1	13.0
38t)	Starks, G.B. (RB)	67	10	6.7	43	6	7.2	24	4	6.0
40)	Rodgers, G.B. (QB)	66	7	9.4	66	7	9.4	0	0	---
41)	Tebow, Den. (QB)	63	15	4.2	63	15	4.2	0	0	---
42)	Ball, Den. (RB)	61	18	3.4	55	17	3.2	6	1	6.0
43)	Miller, Pit. (TE)	60	5	12.0	0	0	---	60	5	12.0
44)	Fells, Den. (TE)	57	2	28.5	0	0	---	57	2	28.5
45)	Daniels, Hou. (TE)	55	4	13.8	0	0	---	55	4	13.8
46t)	Burleson, Det. (WR)	52	5	10.4	2	1	2.0	50	4	12.5
46t)	White, Atl. (WR)	52	5	10.4	0	0	---	52	5	10.4
48)	Grant, G.B. (RB)	50	11	4.5	33	8	4.1	17	3	5.7
49t)	Pettigrew, Det. (TE)	49	4	12.3	0	0	---	49	4	12.3
49t)	R. Williams, Bal. (RB)	49	12	4.1	49	12	4.1	0	0	---

**AFC / LEADERS IN FIRST DOWNS**

Rank	Player, Team	Rush	Rec	Tot
1)	Foster, Hou. (RB)	12	4	16
2t)	R. Gronkowski, N.E. (TE)	0	15	15
2t)	Hernandez, N.E. (TE)	3	12	15
4t)	A. Johnson, Hou. (WR)	0	11	11
4t)	Welker, N.E. (WR)	2	9	11
6)	Green-Ellis, N.E. (RB)	9	0	9
7)	D. Thomas, Den. (WR)	0	8	8
8t)	Boldin, Bal. (WR)	0	7	7
8t)	Branch, N.E. (WR)	0	7	7
8t)	McGahee, Den. (RB)	7	0	7
8t)	Redman, Pit. (RB)	7	0	7
12)	Woodhead, N.E. (RB)	3	3	6
13t)	A. Brown, Pit. (WR)	1	4	5
13t)	Leonard, Cin. (RB)	2	3	5
13t)	Pitta, Bal. (TE)	0	5	5
13t)	Rice, Bal. (RB)	3	2	5
13t)	Tebow, Den. (QB)	5	0	5
18t)	Brady, N.E. (QB)	4	0	4
18t)	Royal, Den. (WR)	0	4	4
18t)	Scott, Cin. (RB)	3	1	4
21t)	Daniels, Hou. (TE)	0	3	3
21t)	Evans, Bal. (WR)	0	3	3
21t)	Sanders, Pit. (WR)	0	3	3

21t)	*T. Smith, Bal. (WR)	0	3	3
21t)	R. Williams, Bal. (RB)	3	0	3
26t)	Ball, Den. (RB)	1	1	2
26t)	*Dalton, Cin. (QB)	2	0	2
26t)	Edelman, N.E. (WR)	0	2	2
26t)	Fells, Den. (TE)	0	2	2
26t)	*Green, Cin. (WR)	0	2	2
26t)	Gresham, Cin. (TE)	0	2	2
26t)	Miller, Pit. (TE)	0	2	2
26t)	Tate, Hou. (RB)	2	0	2
26t)	Wallace, Pit. (WR)	1	1	2
26t)	Walter, Hou. (WR)	0	2	2
36t)	Benson, Cin. (RB)	1	0	1
36t)	Cotchery, Pit. (WR)	0	1	1
36t)	Dickson, Bal. (TE)	0	1	1
36t)	Flacco, Bal. (QB)	1	0	1
36t)	Leach, Bal. (RB)	1	0	1
36t)	Lee, Cin. (TE)	0	1	1
36t)	Ochocinco, N.E. (WR)	0	1	1
36t)	Polite, N.E. (RB)	1	0	1
36t)	*Ridley, N.E. (RB)	1	0	1
36t)	Simpson, Cin. (WR)	0	1	1
36t)	*Whalen, Cin. (WR)	0	1	1
36t)	Willis, Den. (WR)	0	1	1
36t)	Wilson, Bal. (TE)	0	1	1



**NFC / LEADERS IN FIRST DOWNS**

Rank	Player, Team	Rush	Rec	Tot
1)	Nicks, NY-G (WR)	0	19	19
2)	Cruz, NY-G (WR)	0	17	17
3t)	Bradshaw, NY-G (RB)	11	3	14
3t)	Colston, N.O. (WR)	0	14	14
5)	Sproles, N.O. (RB)	5	6	11
6t)	Gore, S.F. (RB)	7	3	10
6t)	Johnson, Det. (WR)	0	10	10
6t)	Manningham, NY-G (WR)	0	10	10
9)	Jacobs, NY-G (RB)	9	0	9
10)	Graham, N.O. (TE)	0	8	8
11)	V. Davis, S.F. (TE)	0	7	7
12t)	Rodgers, G.B. (QB)	6	0	6
12t)	P. Thomas, N.O. (RB)	3	3	6
14t)	Henderson, N.O. (WR)	0	5	5
14t)	Ivory, N.O. (RB)	5	0	5
16t)	Beckum, NY-G (TE)	0	4	4
16t)	Gonzalez, Atl. (TE)	0	4	4
16t)	*Hunter, S.F. (RB)	3	1	4
19t)	Burleson, Det. (WR)	1	2	3
19t)	Driver, G.B. (WR)	0	3	3
19t)	*Hynoski, NY-G (RB)	0	3	3
19t)	G. Jennings, G.B. (WR)	0	3	3
19t)	*Jones, Atl. (WR)	1	2	3
19t)	Meachem, N.O. (WR)	0	3	3
19t)	Nelson, G.B. (WR)	0	3	3
19t)	Pascoe, NY-G (TE)	0	3	3
19t)	Turner, Atl. (RB)	3	0	3
19t)	*T. Young, Det. (WR)	0	3	3
29t)	Ballard, NY-G (TE)	0	2	2
29t)	Collins, N.O. (RB)	0	2	2
29t)	Finley, G.B. (TE)	0	2	2
29t)	Pettigrew, Det. (TE)	0	2	2
29t)	Ale. Smith, S.F. (QB)	2	0	2
29t)	Starks, G.B. (RB)	1	1	2
29t)	White, Atl. (WR)	0	2	2
36t)	Arrington, N.O. (WR)	0	1	1
36t)	Brees, N.O. (QB)	1	0	1
36t)	*Cobb, G.B. (WR)	0	1	1
36t)	Crabtree, S.F. (WR)	0	1	1
36t)	Ginn, S.F. (WR)	0	1	1
36t)	Grant, G.B. (RB)	1	0	1
36t)	Heller, Det. (TE)	0	1	1
36t)	*Higgins, N.O. (TE)	0	1	1
36t)	Ja. Jones, G.B. (WR)	0	1	1
36t)	Kuhn, G.B. (RB)	0	1	1
36t)	Manning, NY-G (QB)	1	0	1
36t)	*Miller, S.F. (RB)	0	1	1
36t)	*Rodgers, Atl. (RB)	0	1	1
36t)	Scheffler, Det. (TE)	0	1	1
36t)	K. Smith, Det. (RB)	0	1	1
36t)	Stafford, Det. (QB)	1	0	1
36t)	Walker, S.F. (TE)	0	1	1
36t)	K. Williams, S.F. (WR)	0	1	1

**NFL / LEADERS IN FIRST DOWNS**

Rank	Player, Team	Rush	Rec	Tot
1)	Nicks, NY-G (WR)	0	19	19
2)	Cruz, NY-G (WR)	0	17	17
3)	Foster, Hou. (RB)	12	4	16
4t)	R. Gronkowski, N.E. (TE)	0	15	15
4t)	Hernandez, N.E. (TE)	3	12	15
6t)	Bradshaw, NY-G (RB)	11	3	14
6t)	Colston, N.O. (WR)	0	14	14
8t)	A. Johnson, Hou. (WR)	0	11	11
8t)	Sproles, N.O. (RB)	5	6	11
8t)	Welker, N.E. (WR)	2	9	11
11t)	Gore, S.F. (RB)	7	3	10
11t)	Johnson, Det. (WR)	0	10	10
11t)	Manningham, NY-G (WR)	0	10	10
14t)	Green-Ellis, N.E. (RB)	9	0	9
14t)	Jacobs, NY-G (RB)	9	0	9
16t)	Graham, N.O. (TE)	0	8	8
16t)	D. Thomas, Den. (WR)	0	8	8
18t)	Boldin, Bal. (WR)	0	7	7
18t)	Branch, N.E. (WR)	0	7	7
18t)	V. Davis, S.F. (TE)	0	7	7
18t)	McGahee, Den. (RB)	7	0	7
18t)	Redman, Pit. (RB)	7	0	7
23t)	Rodgers, G.B. (QB)	6	0	6
23t)	P. Thomas, N.O. (RB)	3	3	6
23t)	Woodhead, N.E. (RB)	3	3	6
26t)	A. Brown, Pit. (WR)	1	4	5
26t)	Henderson, N.O. (WR)	0	5	5
26t)	Ivory, N.O. (RB)	5	0	5
26t)	Leonard, Cin. (RB)	2	3	5
26t)	Pitta, Bal. (TE)	0	5	5
26t)	Rice, Bal. (RB)	3	2	5
26t)	Tebow, Den. (QB)	5	0	5
33t)	Beckum, NY-G (TE)	0	4	4
33t)	Brady, N.E. (QB)	4	0	4
33t)	Gonzalez, Atl. (TE)	0	4	4
33t)	*Hunter, S.F. (RB)	3	1	4
33t)	Royal, Den. (WR)	0	4	4
33t)	Scott, Cin. (RB)	3	1	4
39t)	Burleson, Det. (WR)	1	2	3
39t)	Daniels, Hou. (TE)	0	3	3
39t)	Driver, G.B. (WR)	0	3	3
39t)	Evans, Bal. (WR)	0	3	3
39t)	*Hynoski, NY-G (RB)	0	3	3
39t)	G. Jennings, G.B. (WR)	0	3	3
39t)	*Jones, Atl. (WR)	1	2	3
39t)	Meachem, N.O. (WR)	0	3	3
39t)	Nelson, G.B. (WR)	0	3	3
39t)	Pascoe, NY-G (TE)	0	3	3
39t)	Sanders, Pit. (WR)	0	3	3
39t)	*T. Smith, Bal. (WR)	0	3	3
39t)	Turner, Atl. (RB)	3	0	3
39t)	R. Williams, Bal. (RB)	3	0	3
39t)	*T. Young, Det. (WR)	0	3	3

**AFC / LEADING PUNTERS**

Rank	Player, Team	No	Yards	Lg	Avg	TB	Blk	Dwn	OB	Ret	In	Net
1)	Huber, Cin.	3	145	55	48.3	0	0	0	0	3	12	1 44.3
2)	Koch, Bal.	13	619	64	47.6	2	0	1	0	9	11	2 43.7
3)	Kapinos, Pit.	4	184	62	46.0	0	0	0	0	3	27	2 39.3
4)	Turk, Hou.	10	451	56	45.1	1	0	0	1	3	20	2 41.1
5)	Colquitt, Den.	11	436	50	39.6	0	0	2	0	2	28	2 37.1

**NFC / LEADING PUNTERS**

Rank	Player, Team	No	Yards	Lg	Avg	TB	Blk	Dwn	OB	Ret	In	Net
1)	Lee, S.F.	18	851	63	47.3	1	0	5	0	9	84	7 41.5
2)	*Bosher, Atl.	7	322	59	46.0	0	0	1	0	5	28	1 42.0
3)	Weatherford, NY-G	22	999	57	45.4	2	0	1	7	9	86	6 39.7
4)	Morstead, N.O.	5	227	60	45.4	0	0	0	1	3	29	2 39.6
5)	Graham, Det.	3	127	48	42.3	0	0	0	0	2	4	3 41.0

**NFL / LEADING PUNTERS**

Rank	Player, Team	No	Yards	Lg	Avg	TB	Blk	Dwn	OB	Ret	In	Net
1)	Huber, Cin.	3	145	55	48.3	0	0	0	0	3	12	1 44.3
2)	Koch, Bal.	13	619	64	47.6	2	0	1	0	9	11	2 43.7
3)	Lee, S.F.	18	851	63	47.3	1	0	5	0	9	84	7 41.5
4t)	*Bosher, Atl.	7	322	59	46.0	0	0	1	0	5	28	1 42.0
4t)	Kapinos, Pit.	4	184	62	46.0	0	0	0	0	3	27	2 39.3
6)	Weatherford, NY-G	22	999	57	45.4	2	0	1	7	9	86	6 39.7
7)	Morstead, N.O.	5	227	60	45.4	0	0	0	1	3	29	2 39.6
8)	Turk, Hou.	10	451	56	45.1	1	0	0	1	3	20	2 41.1
9)	Graham, Det.	3	127	48	42.3	0	0	0	0	2	4	3 41.0



10) Colquitt, Den. 11 436 50 39.6 0 0 2 0 2 28 2 37.1

**AFC / LEADING PUNTERS, NET AVERAGE**

Rank	Player, Team	No	Yards	Lg	Avg	TB	Blk	Dwn	OB	Opp Ret	In Yds	Net 20	Avg
1)	Huber, Cin.	3	145	55	48.3	0	0	0	0	3	12	1	44.3
2)	Koch, Bal.	13	619	64	47.6	2	0	1	0	9	11	2	43.7
3)	Turk, Hou.	10	451	56	45.1	1	0	0	1	3	20	2	41.1
4)	Kapinos, Pit.	4	184	62	46.0	0	0	0	0	3	27	2	39.3
5)	Colquitt, Den.	11	436	50	39.6	0	0	2	0	2	28	2	37.1

**NFC / LEADING PUNTERS, NET AVERAGE**

Rank	Player, Team	No	Yards	Lg	Avg	TB	Blk	Dwn	OB	Opp Ret	In Yds	Net 20	Avg
1)	*Bosher, Atl.	7	322	59	46.0	0	0	1	0	5	28	1	42.0
2)	Lee, S.F.	18	851	63	47.3	1	0	5	0	9	84	7	41.5
3)	Graham, Det.	3	127	48	42.3	0	0	0	0	2	4	3	41.0
4)	Weatherford, NY-G	22	999	57	45.4	2	0	1	7	9	86	6	39.7
5)	Morstead, N.O.	5	227	60	45.4	0	0	0	1	3	29	2	39.6

**NFL / LEADING PUNTERS, NET AVERAGE**

Rank	Player, Team	No	Yards	Lg	Avg	TB	Blk	Dwn	OB	Opp Ret	In Yds	Net 20	Avg
1)	Huber, Cin.	3	145	55	48.3	0	0	0	0	3	12	1	44.3
2)	Koch, Bal.	13	619	64	47.6	2	0	1	0	9	11	2	43.7
3)	*Bosher, Atl.	7	322	59	46.0	0	0	1	0	5	28	1	42.0
4)	Lee, S.F.	18	851	63	47.3	1	0	5	0	9	84	7	41.5
5)	Turk, Hou.	10	451	56	45.1	1	0	0	1	3	20	2	41.1
6)	Graham, Det.	3	127	48	42.3	0	0	0	0	2	4	3	41.0
7)	Weatherford, NY-G	22	999	57	45.4	2	0	1	7	9	86	6	39.7
8)	Morstead, N.O.	5	227	60	45.4	0	0	0	1	3	29	2	39.6
9)	Kapinos, Pit.	4	184	62	46.0	0	0	0	0	3	27	2	39.3
10)	Colquitt, Den.	11	436	50	39.6	0	0	2	0	2	28	2	37.1

**AFC / PUNT RETURN LEADERS**

Rank	Player, Team	Ret	FC	Yards	Avg	Long	TD
1)	Royal, Den.	3	2	27	9.0	18	0
2)	Edelman, N.E.	4	2	35	8.8	15	0
3)	Tate, Cin.	3	1	20	6.7	8	0
4)	Jones, Hou.	9	0	16	1.8	9	0

**NFC / PUNT RETURN LEADERS**

Rank	Player, Team	Ret	FC	Yards	Avg	Long	TD
1)	K. Williams, S.F.	9	2	76	8.4	24	0
2)	Blackmon, NY-G	9	6	64	7.1	13	0
3)	Sproles, N.O.	5	2	33	6.6	13	0

**NFL / PUNT RETURN LEADERS**

Rank	Player, Team	Ret	FC	Yards	Avg	Long	TD
1)	Royal, Den.	3	2	27	9.0	18	0
2)	Edelman, N.E.	4	2	35	8.8	15	0
3)	K. Williams, S.F.	9	2	76	8.4	24	0
4)	Blackmon, NY-G	9	6	64	7.1	13	0
5)	Tate, Cin.	3	1	20	6.7	8	0
6)	Sproles, N.O.	5	2	33	6.6	13	0
7)	Jones, Hou.	9	0	16	1.8	9	0

**AFC / KICKOFF RETURN LEADERS**

Rank	Player, Team	Ret	Yards	Avg	Long	TD
1)	Manning, Hou.	4	133	33.3	60	0
2)	Woodhead, N.E.	4	129	32.3	41	0
3)	Willis, Den.	5	87	17.4	25	0

**NFC / KICKOFF RETURN LEADERS**

Rank	Player, Team	Ret	Yards	Avg	Long	TD
1)	K. Williams, S.F.	4	105	26.3	40	0
2)	*Cobb, G.B.	2	51	25.5	27	0
3t)	*Jernigan, NY-G	5	115	23.0	34	0
3t)	Sproles, N.O.	4	92	23.0	28	0
5)	Shields, G.B.	2	43	21.5	22	0
6)	Weems, Atl.	4	83	20.8	27	0
7)	Logan, Det.	2	41	20.5	24	0
8)	Roby, N.O.	3	23	7.7	17	0

**NFL / KICKOFF RETURN LEADERS**

Rank	Player, Team	Ret	Yards	Avg	Long	TD
1)	Manning, Hou.	4	133	33.3	60	0
2)	Woodhead, N.E.	4	129	32.3	41	0
3)	K. Williams, S.F.	4	105	26.3	40	0
4)	*Cobb, G.B.	2	51	25.5	27	0
5t)	*Jernigan, NY-G	5	115	23.0	34	0
5t)	Sproles, N.O.	4	92	23.0	28	0
7)	Shields, G.B.	2	43	21.5	22	0
8)	Weems, Atl.	4	83	20.8	27	0
9)	Logan, Det.	2	41	20.5	24	0
10)	Willis, Den.	5	87	17.4	25	0

11) Roby, N.O. 3 23 7.7 17 0

**AFC / LEADERS IN INTERCEPTIONS**

Rank	Player, Team	Int	Yards	Avg	Long	TD
1)	Webb, Bal.	3	1	0.3	1	0
2)	*Q. Carter, Den.	2	26	13.0	17	0
3t)	*J. Smith, Bal.	1	39	39.0	39	0
3t)	*Watt, Hou.	1	29	29.0	29t	1
3t)	Spikes, N.E.	1	19	19.0	19	0
3t)	Joseph, Hou.	1	-1	-1.0	-1	0
3t)	Manning, Hou.	1	0	0.0	0	0
3t)	E. Reed, Bal.	1	0	0.0	0	0

**NFC / LEADERS IN INTERCEPTIONS**

Rank	Player, Team	Int	Yards	Avg	Long	TD
1)	Greer, N.O.	2	17	8.5	17	0
2t)	Goldson, S.F.	1	41	41.0	41	0
2t)	Burnett, G.B.	1	12	12.0	12	0
2t)	Blackburn, NY-G	1	0	0.0	0	0
2t)	Brown, S.F.	1	0	0.0	0	0
2t)	Grant, NY-G	1	0	0.0	0	0

**NFL / LEADERS IN INTERCEPTIONS**

Rank	Player, Team	Int	Yards	Avg	Long	TD
1)	Webb, Bal.	3	1	0.3	1	0
2t)	*Q. Carter, Den.	2	26	13.0	17	0
2t)	Greer, N.O.	2	17	8.5	17	0
4t)	Goldson, S.F.	1	41	41.0	41	0
4t)	*J. Smith, Bal.	1	39	39.0	39	0
4t)	*Watt, Hou.	1	29	29.0	29t	1
4t)	Spikes, N.E.	1	19	19.0	19	0
4t)	Burnett, G.B.	1	12	12.0	12	0
4t)	Joseph, Hou.	1	-1	-1.0	-1	0
4t)	Blackburn, NY-G	1	0	0.0	0	0
4t)	Brown, S.F.	1	0	0.0	0	0
4t)	Grant, NY-G	1	0	0.0	0	0
4t)	Manning, Hou.	1	0	0.0	0	0
4t)	E. Reed, Bal.	1	0	0.0	0	0

**AFC / LEADERS IN SACKS**

Rank	Player, Team	Sacks
1t)	*Reed, Hou. (LB)	3.5
1t)	*Watt, Hou. (DE)	3.5
3t)	Anderson, N.E. (DE)	2.5
3t)	Wilfork, N.E. (DT)	2.5
5t)	Ayers, Den. (DE)	2.0
5t)	Ninkovich, N.E. (LB)	2.0
7t)	Atkins, Cin. (DT)	1.0
7t)	Bunkley, Den. (DT)	1.0
7t)	Deaderick, N.E. (DE)	1.0
7t)	Dumervil, Den. (DE)	1.0
7t)	Ellis, N.E. (DE)	1.0



7t) Ihedigbo, N.E. (DB)	1.0
7t) Kruger, Bal. (LB)	1.0
7t) *Miller, Den. (LB)	1.0
7t) Mitchell, Hou. (DT)	1.0
7t) Nelson, Cin. (DB)	1.0
7t) A. Smith, Hou. (DE)	1.0
7t) Spikes, N.E. (LB)	1.0

**NFC / LEADERS IN SACKS**

Rank	Player, Team	Sacks
1t)	Tuck, NY-G (DE)	3.5
1t)	Umenyiora, NY-G (DE)	3.5
3)	McDonald, S.F. (DE)	2.5
4t)	Boley, NY-G (LB)	2.0
4t)	*Ald. Smith, S.F. (LB)	2.0
4t)	J. Smith, S.F. (DE)	2.0
7t)	Harper, N.O. (DB)	1.5
7t)	*Wilson, N.O. (LB)	1.5
9t)	Abraham, Atl. (DE)	1.0
9t)	Bernard, NY-G (DT)	1.0
9t)	Brooks, S.F. (LB)	1.0
9t)	Jenkins, N.O. (DB)	1.0
9t)	B. Jones, G.B. (LB)	1.0
9t)	Willis, S.F. (LB)	1.0
9t)	W. Young, Det. (DE)	1.0
16t)	Avril, Det. (DE)	0.5
16t)	Bowman, S.F. (LB)	0.5
16t)	Kiwanuka, NY-G (LB)	0.5
16t)	Pierre-Paul, NY-G (DE)	0.5
16t)	Suh, Det. (DT)	0.5

**NFL / LEADERS IN SACKS**

Rank	Player, Team	Sacks
1t)	*Reed, Hou. (LB)	3.5
1t)	Tuck, NY-G (DE)	3.5
1t)	Umenyiora, NY-G (DE)	3.5
1t)	*Watt, Hou. (DE)	3.5
5t)	Anderson, N.E. (DE)	2.5
5t)	McDonald, S.F. (DE)	2.5
5t)	Wilfork, N.E. (DT)	2.5
8t)	Ayers, Den. (DE)	2.0
8t)	Boley, NY-G (LB)	2.0
8t)	Ninkovich, N.E. (LB)	2.0
8t)	*Ald. Smith, S.F. (LB)	2.0
8t)	J. Smith, S.F. (DE)	2.0
13t)	Harper, N.O. (DB)	1.5
13t)	*Wilson, N.O. (LB)	1.5
15t)	Abraham, Atl. (DE)	1.0
15t)	Atkins, Cin. (DT)	1.0
15t)	Bernard, NY-G (DT)	1.0
15t)	Brooks, S.F. (LB)	1.0
15t)	Bunkley, Den. (DT)	1.0
15t)	Deaderick, N.E. (DE)	1.0
15t)	Dumervil, Den. (DE)	1.0
15t)	Ellis, N.E. (DE)	1.0
15t)	Ihedigbo, N.E. (DB)	1.0
15t)	Jenkins, N.O. (DB)	1.0
15t)	B. Jones, G.B. (LB)	1.0
15t)	Kruger, Bal. (LB)	1.0
15t)	*Miller, Den. (LB)	1.0
15t)	Mitchell, Hou. (DT)	1.0
15t)	Nelson, Cin. (DB)	1.0
15t)	A. Smith, Hou. (DE)	1.0
15t)	Spikes, N.E. (LB)	1.0
15t)	Willis, S.F. (LB)	1.0
15t)	W. Young, Det. (DE)	1.0
34t)	Avril, Det. (DE)	0.5
34t)	Bowman, S.F. (LB)	0.5
34t)	Kiwanuka, NY-G (LB)	0.5
34t)	Pierre-Paul, NY-G (DE)	0.5
34t)	Suh, Det. (DT)	0.5

**AFC / FUMBLE RECOVERIES**

Rank	Player, Team	TotRec	OffRec	DefRec
1t)	Grubbs, Bal.	2	2	0
1t)	Jones, Hou.	2	2	0
3t)	Cook, Bal.	1	0	1
3t)	McClellan, Bal.	1	1	0
3t)	Miller, Pit.	1	1	0
3t)	Pressley, Cin.	1	1	0
3t)	Roethlisberger, Pit.	1	1	0
3t)	*J. Smith, Bal.	1	0	1
3t)	Spikes, N.E.	1	0	1
3t)	M. Thomas, Den.	1	0	1
3t)	Walton, Den.	1	1	0
3t)	Willis, Den.	1	1	0

3t) Woodley, Pit.	1	0	1
-------------------	---	---	---

**NFC / FUMBLE RECOVERIES**

Rank	Player, Team	TotRec	OffRec	DefRec
1t)	Durant, Det.	2	0	2
1t)	D. Thomas, NY-G	2	0	2
3t)	Blackburn, NY-G	1	0	1
3t)	Costanzo, S.F.	1	0	1
3t)	Gore, S.F.	1	1	0
3t)	Grant, NY-G	1	0	1
3t)	*Hunter, S.F.	1	1	0
3t)	*Hynoski, NY-G	1	1	0
3t)	*Jones, S.F.	1	0	1
3t)	McKenzie, NY-G	1	1	0
3t)	Rolle, NY-G	1	0	1
3t)	Ale. Smith, S.F.	1	1	0
3t)	Snee, NY-G	1	1	0
3t)	Vilma, N.O.	1	0	1
3t)	K. Williams, S.F.	1	1	0
3t)	Willis, S.F.	1	0	1

**NFL / FUMBLE RECOVERIES**

Rank	Player, Team	TotRec	OffRec	DefRec
1t)	Durant, Det.	2	0	2
1t)	Grubbs, Bal.	2	2	0
1t)	Jones, Hou.	2	2	0
1t)	D. Thomas, NY-G	2	0	2
5t)	Blackburn, NY-G	1	0	1
5t)	Cook, Bal.	1	0	1
5t)	Costanzo, S.F.	1	0	1
5t)	Gore, S.F.	1	1	0
5t)	Grant, NY-G	1	0	1
5t)	*Hunter, S.F.	1	1	0
5t)	*Hynoski, NY-G	1	1	0
5t)	*Jones, S.F.	1	0	1
5t)	McClellan, Bal.	1	1	0
5t)	McKenzie, NY-G	1	1	0
5t)	Miller, Pit.	1	1	0
5t)	Pressley, Cin.	1	1	0
5t)	Roethlisberger, Pit.	1	1	0
5t)	Rolle, NY-G	1	0	1
5t)	Ale. Smith, S.F.	1	1	0
5t)	*J. Smith, Bal.	1	0	1
5t)	Snee, NY-G	1	1	0
5t)	Spikes, N.E.	1	0	1
5t)	M. Thomas, Den.	1	0	1
5t)	Vilma, N.O.	1	0	1
5t)	Walton, Den.	1	1	0
5t)	K. Williams, S.F.	1	1	0
5t)	Willis, Den.	1	1	0
5t)	Willis, S.F.	1	0	1
5t)	Woodley, Pit.	1	0	1

**AFC / OFFENSIVE FUMBLE RECOVERIES**

Rank	Player, Team	Ret	Yards	Avg	Long	TD
1t)	Grubbs, Bal.	2	0	0.0	0	0
1t)	Jones, Hou.	2	0	0.0	0	0
3t)	McClellan, Bal.	1	0	0.0	0	0
3t)	Miller, Pit.	1	0	0.0	0	0
3t)	Pressley, Cin.	1	0	0.0	0	0
3t)	Roethlisberger, Pit.	1	0	0.0	0	0
3t)	Walton, Den.	1	0	0.0	0	0
3t)	Willis, Den.	1	0	0.0	0	0

**NFC / OFFENSIVE FUMBLE RECOVERIES**

Rank	Player, Team	Ret	Yards	Avg	Long	TD
1t)	*Hunter, S.F.	1	1	1.0	1	0
1t)	*Hynoski, NY-G	1	1	1.0	1	0
1t)	Gore, S.F.	1	0	0.0	0	0
1t)	McKenzie, NY-G	1	0	0.0	0	0
1t)	Ale. Smith, S.F.	1	0	0.0	0	0
1t)	Snee, NY-G	1	0	0.0	0	0
1t)	K. Williams, S.F.	1	0	0.0	0	0

**NFL / OFFENSIVE FUMBLE RECOVERIES**

Rank	Player, Team	Ret	Yards	Avg	Long	TD
1t)	Grubbs, Bal.	2	0	0.0	0	0
1t)	Jones, Hou.	2	0	0.0	0	0
3t)	*Hunter, S.F.	1	1	1.0	1	0
3t)	*Hynoski, NY-G	1	1	1.0	1	0
3t)	Gore, S.F.	1	0	0.0	0	0
3t)	McClellan, Bal.	1	0	0.0	0	0
3t)	McKenzie, NY-G	1	0	0.0	0	0
3t)	Miller, Pit.	1	0	0.0	0	0
3t)	Pressley, Cin.	1	0	0.0	0	0
3t)	Roethlisberger, Pit.	1	0	0.0	0	0



3t) Ale. Smith, S.F.	1	0	0.0	0	0
3t) Snee, NY-G	1	0	0.0	0	0
3t) Walton, Den.	1	0	0.0	0	0
3t) K. Williams, S.F.	1	0	0.0	0	0
3t) Willis, Den.	1	0	0.0	0	0

**AFC / DEFENSIVE FUMBLE RECOVERIES**

Rank	Player, Team	Ret	Yards	Avg	Long	TD
1t)	*J. Smith, Bal.	1	4	4.0	4	0
1t)	Cook, Bal.	1	0	0.0	0	0
1t)	Spikes, N.E.	1	0	0.0	0	0
1t)	M. Thomas, Den.	1	0	0.0	0	0
1t)	Woodley, Pit.	1	0	0.0	0	0

**NFC / DEFENSIVE FUMBLE RECOVERIES**

Rank	Player, Team	Ret	Yards	Avg	Long	TD
1t)	Durant, Det.	2	0	0.0	0	0
1t)	D. Thomas, NY-G	2	0	0.0	0	0
3t)	Blackburn, NY-G	1	40	40.0	40	0
3t)	Rolle, NY-G	1	9	9.0	9	0
3t)	*Jones, S.F.	1	1	1.0	1	0
3t)	Costanzo, S.F.	1	0	0.0	0	0

3t) Grant, NY-G	1	0	0.0	0	0
3t) Vilma, N.O.	1	0	0.0	0	0
3t) Willis, S.F.	1	0	0.0	0	0

**NFL / DEFENSIVE FUMBLE RECOVERIES**

Rank	Player, Team	Ret	Yards	Avg	Long	TD
1t)	Durant, Det.	2	0	0.0	0	0
1t)	D. Thomas, NY-G	2	0	0.0	0	0
3t)	Blackburn, NY-G	1	40	40.0	40	0
3t)	Rolle, NY-G	1	9	9.0	9	0
3t)	*J. Smith, Bal.	1	4	4.0	4	0
3t)	*Jones, S.F.	1	1	1.0	1	0
3t)	Cook, Bal.	1	0	0.0	0	0
3t)	Costanzo, S.F.	1	0	0.0	0	0
3t)	Grant, NY-G	1	0	0.0	0	0
3t)	Spikes, N.E.	1	0	0.0	0	0
3t)	M. Thomas, Den.	1	0	0.0	0	0
3t)	Vilma, N.O.	1	0	0.0	0	0
3t)	Willis, S.F.	1	0	0.0	0	0
3t)	Woodley, Pit.	1	0	0.0	0	0



**POSTSEASON / WEEK 22 / THROUGH SUNDAY, FEBRUARY 5, 2012**

NFL Team Rankings (Rankings by League)

	BAL	CIN	DEN	HOU	NE	PIT	ATL	DET	GB	NO	NYG	SF
<b>TYds/G</b>	10	11	8	9	5	4	12	2	6	1	3	7
<b>TYds/P</b>	10	11	7	8	3	4	12	1	9	2	6	5
<b>RYds/G</b>	9	10	5	1	7	2	11	12	3	8	6	4
<b>RshAvg</b>	10	8	9	4	7	1	12	11	2	6	5	3
<b>PsYd/G</b>	10	7	9	12	3	5	11	2	6	1	4	8
<b>PasAvg</b>	6	10	2	7	4	9	12	1	11	3	5	8
<b>%HdInt</b>	5	12	1t	11	9	8	1t	10	7	6	4	1t
<b>Sac/PP</b>	12	8	10	3	2	11	5	1	7	4	6	9
<b>1D/Gm</b>	11	5t	9	8	2	5t	12	4	3	1	5t	10
<b>3D Eff</b>	9	5	10	8	3	7	11	1	2	4	6	12
<b>4D Eff</b>	5t	5t	3	5t	1	5t	5t	11t	5t	2	4	11t
<b>PR Avg</b>	8	6	2t	9	5				1	7	4	2t
<b>KR Avg</b>	6	7	10	1	2		3	8	5	11	9	4
<b>GPntAv</b>	2	1	11	8	9	4t	4t	10	12	7	6	3
<b>NPntAv</b>	2	1	11	5	10	9	3	6	12	8	7	4
<b>Pts/Gm</b>	8t	11	10	7	2	6	12	3	8t	1	5	4
<b>FG%</b>	7t	10	1t	9	1t	1t			1t	1t	7t	1t
	BAL	CIN	DEN	HOU	NE	PIT	ATL	DET	GB	NO	NYG	SF
<b>TYds/G</b>	2	4	11	1	5	10	9	12	8	6	3	7
<b>TYds/P</b>	3	6	9	1	4	12	10	11	8	7	5	2
<b>RYds/G</b>	6	12	9	2	7	8	11	10	4	3	5	1
<b>RshAvg</b>	5	9	12	2	4	6	11	7	3	10	8	1
<b>PsYd/G</b>	3	1	7	2	5	8	6	12	10	9	4	11
<b>PasAvg</b>	4	6	8	1	5	12	9	11	10	7	2	3
<b>%HdInt</b>	1	9t	4	2	8	9t	9t	9t	3	5	7	6
<b>Sac/PP</b>	11	3	6	1	2	12	9	8	10	7	5	4
<b>1D/Gm</b>	9	4t	11	1	8	2	4t	12	4t	7	3	10
<b>3D Eff</b>	5	9t	7	4	8	1	11	12	9t	6	2	3
<b>4D Eff</b>	9t	1t	5t	5t	9t	1t	12	11	1t	1t	8	5t
<b>PR Avg</b>	1	3	11	5	6	7	4	2		10	9	8
<b>KR Avg</b>	11		10	6	3	4	8t	8t	1	5	7	2
<b>GPntAv</b>	3	11	4	10	1	2	6		9	8	5	7
<b>NPntAv</b>	2	9	6	11	1	8	7		4	10	3	5
<b>Pts/Gm</b>	4	8	10	2	3	7	5	12	11	9	1	6
<b>FG%</b>	4t	6t	6t	2t	4t	6t	1	6t	2t	6t	6t	6t





# **SEASON REVIEW CLIPS**



## Eisenberg: Evidence Of A Philosophical Adjustment

*After a conservative exit from the playoffs last season, the Ravens vow to attack*

By John Eisenberg  
BaltimoreRavens.com  
October 11, 2011

When the Ravens were eliminated from the AFC playoffs in Pittsburgh last January, they went without their guns figuratively blazing.

They went out rushing three on third and 19 and giving up a long pass that set up the decisive touchdown.

They went out playing it safe, being conservative, and still losing.

When they looked at themselves in the mirror later, they didn't like that. A team known for being physically tough shouldn't be so cautious, defensive and afraid to lose. But sure enough, with their tepid passing game and soft defensive calls, that was the Ravens.

They vowed to change, to not let those circumstances develop again. Win or lose, they were going to be aggressive, go all out, play to win instead of not to lose.

They didn't shout it out loud – didn't say a word about it, actually. But they've offered evidence of their philosophical adjustment throughout the first month of the 2011 season.

The way they ran up the score on the Steelers in the opener, calling for a trick play on an extra point and throwing for the end zone in the final minutes – that was a piece of evidence.

The way they played so hard late in St. Louis, leaving their starters in, challenging a fumble call with a big lead, offending Rams Head Coach Steve Spagnuolo – that was a piece of evidence. (For the record, after going home that night and telling his wife he didn't want to be friends with Ravens Head Coach John Harbaugh anymore, Spagnuolo calmed down and said he was fine with it all the next day.)

The switch from Greg Mattison's careful defensive calls to Chuck Pagano's aggressive, blitz-from-anywhere scheme – that's a piece of evidence. The determined, almost stubborn effort to throw more deep balls and make the passing game more explosive – that's a piece of evidence.

For better or worse, no matter who gets in the way, the Ravens are going with a chin-out, take-no-prisoners approach. It's a no-apologies organizational dictum, starting at the top and flowing down. Their mantra for 2011 -- printed right on the cover of their media guide, by the way is - RELENTLESS.

They might ruffle some feathers, might test a few friendships along the way, but that's how they're rolling.

It came into focus Monday when the players resumed practicing after their bye-week vacation. Seeking to frame the rest of the season, Harbaugh spoke to them philosophically.

"Who are the Ravens? What are we going to be about? What do we stand for? How are we going to play? What can the people and the fans in Baltimore and across the country expect from us and be proud of? That's important. It (was) a good time to kind of talk about that," Harbaugh said later Monday.

And?

"We want to attack people in every way we can – offense, defense, special teams, down the field, at the point of attack, in all three phases," Harbaugh said. "That's what we're about. That's the way we're going to try to play every week."

There's friction between coaches and players on any team, and the Ravens are no exception; they had to sacrifice a week of OTA sessions a year ago because someone in the locker room turned them in for exceeding offseason practice limits.

But when a roomful of players hears their coach tell them to go all out all the time, stomp people and maybe bust a few chins, they're going to leave that room smiling and thinking their coach understands them.

Former Ravens coach Brian Billick had his struggles as the offense guru he was purported to be, but he was superb at calibrating the locker room, getting the players in just the right mood to play. Harbaugh obviously has also done a good job of that, as his 35-17 regular-season record attests, but by turning his players loose and letting them uncork their inner aggressions, he may have found a sweet spot as the leader of this team.

"Oh, yeah, I think they love it," Harbaugh said Monday. "I think that's who they are. That's who they want to be."



## Pagano takes aggressive approach to defense

By Aaron Wilson  
Carroll County Times  
August 3, 2011

OWINGS MILLS - Chuck Pagano once challenged one of his biggest linebackers at East Carolina to an impromptu wrestling match, offering to excuse the entire position group from running sprints if he lost.

In roughly five seconds, the future Baltimore Ravens defensive coordinator had wrapped up a 6-foot-4, 230-pound NFL prospect into a small package he couldn't escape. Somewhat embarrassed at being rudely taken down to the ground, former Philadelphia Eagles linebacker Jerry Dillon was in full equipment at the time except for his helmet.

When Pagano was a 155-pound safety at Wyoming, he built a reputation as an intimidating hitter by launching his undersized frame into much larger players.

Now, Pagano is bringing that aggressiveness to the Ravens' vaunted defense after being tabbed this offseason to succeed Greg Mattison.

Where Mattison was regarded as more conservative than the hair-on-fire approach of Rex Ryan, Pagano is regarded as somewhere closer to Ryan in terms of temperament and aggressiveness.

"I think coach has his own swag to him," Ravens Pro Bowl outside linebacker Terrell Suggs said. "I think this is our first Italian defensive coordinator. So, it's going to be fun. We like the aggressiveness that the coach portrays at times, and we like the smartness that he portrays at times. So, I think he's got his own swag and his own two shoes and it's going to be great for the city of Baltimore."

Promoted from secondary coach, Pagano takes over a defense that ranked 10th in total defense last season, fifth in rushing defense and 21st in pass defense.

Known for hurling his headset or hat when things go wrong, Pagano has the fiery attitude that players respect.

"Chuck's one of those coaches who gets after you, but you always have the ultimate respect for him," Johnson said. "The sidelines always get heated. When somebody is fiery and aggressive and has a similar personality as we do, we love it. With his personality, his knowledge of schemes, we're definitely going to be aggressive."

Pagano has no intentions of coaching from the booth. He'll be on the sidelines with his guys, mixing it up.

And he has every ambition of taking the Ravens' defense to an even higher level of intensity.

"I just told them that when people put on our tape it ought to look like we've got 13, 14, 15 guys out there," Pagano said. "We've got a smart football team, a team that doesn't beat itself, plays with great fundamentals and technique, plays with passion, most tackling team in the NFL, most physical, can just dominate people. When we walk out of that tunnel or out of that locker room, we expect to shut people out and just play great defense."

Pagano's primary challenge is upgrading a pass rush that dipped to a franchise-worst 27 sacks last season.

Too often, the Ravens would play coverage schemes, rush three people or four and not strike fear in quarterbacks' hearts.

Another area the Ravens need to improve is holding a fourth quarter lead. Despite going 12-4 in the regular season, they were outscored 119-80 in the fourth quarter.

It was a far cry from the organized chaos preached by Ryan during the Ravens' defensive heyday.

And Pagano reminds some of Ryan's biggest zealots of the former Ravens defensive coordinator and bombastic New York Jets coach.

"I really like his mentality," Johnson said. "I would say he's more toward Rex's style, a little more emotional probably. Coach Mattison always kept a level head. You know Rex would get pissed off and bring the house. And I think he would be somewhere in the middle. His coaching knowledge and just the way you relate to him, it's awesome."

Rather than pursuing a former NFL head coach like Dave Wannstedt or Eric Mangini or promoting linebackers coach and former New England Patriots defensive coordinator Dean Pees or defensive coordinator Clarence Brooks. Harbaugh opted to go with Pagano as a rookie NFL defensive coordinator.



The roots of that decision lie in Pagano's hard-nosed approach to football, which makes him a kindred spirit to Harbaugh.

"Any coach will imprint his personality on a group, and Chuck has a great personality," Harbaugh said. "He has confidence and he has just always been that way. He really has a lot of fun out there, yet he is also very detailed in what he does.

"I expect our defense to play that way. They are going to play confident, but they are going to be detailed. They are going to play really hard, and they are going to be reckless in the best sense of the word. I'm excited about what our defense is building."

A former University of North Carolina defensive coordinator, Pagano has coached in Baltimore for three seasons. During that span, the pass defense ranks eighth overall and Baltimore has intercepted 67 passes to rank second in the league with opposing quarterbacks generating only a 69.9 passer rating.

"They've been playing great defense here long before any of us got here, and they'll be playing great defense long after I'm gone," Pagano said. "They've always been an attacking, swarming, tough, physical, hard-nosed group of men that has great passion. And so my philosophy is their philosophy. Let's go out and wreak havoc and play Ravens defense, just the way they've played for many, many years around here."

Last season, the Ravens intercepted 19 passes and finished third in scoring defense as they allowed just 16.9 points per contest.

Respected highly by key players such as middle linebacker Ray Lewis and safety Ed Reed, whom he coached and recruited to the University of Miami, Pagano is expected to cut the Ravens loose to be themselves.

"I know the guys, they know me, they know my personality," Pagano said. "I know their personality, so it was an easy transition."

-----

## Legend Lewis wants another ring for career wrap

By Mike Freeman  
CBSsports.com  
August 9, 2011

OWINGS MILLS, MD. -- Ray Lewis is asked about his legacy, and it's not an easy question to answer considering his legacy is thick and palpable and historic. Then he answers by pulling out two big notebooks.

Lewis doesn't like the schedule-keeping gizmos. He goes old school with pen and datebook. Both are full, but it is the second one that's most interesting. In it is Lewis' workout schedule, and it's this insane level of physical preparation that, to me, has allowed Lewis to pass Dick Butkus as the best middle linebacker of all time and challenge the legacy (there's that word again) of Lawrence Taylor as the most impactful linebacker period.

Almost every day of the book is filled with something ... many somethings. Wednesday: two hours of workouts including 10 150s in sand. Thursday ... more hours, including squats. The incline benches, the 20 miles on the bike, and more 150s. Even for an NFL player, Lewis' workouts are intense, reminiscent of what Jerry Rice used to do. Lewis has at least 20 or 30 of these books chronicling his workouts dating back years. They are representative of his dedication as well as his attempt to beat back time as a 36-year-old player in his 16th season.

"When you're still chasing something," Lewis explains, answering the legacy query, "it's hard to look back. I don't look back. At least not yet. I'm chasing the greatest of all time. Period."

When I ask the Ravens star how long can he keep up his frenetic pace the response was highly intriguing.

"My son will be a junior this year. I only play this game for another ring. If we can win it this year, and I'm being brutally honest with you, if we win it this year, I'm gone to then spend as much time as I can with him," Lewis said. "I'm gone to be with my son. And I feel like now we have enough pieces in place to make a good run at the Super Bowl."

So if the Ravens win a title this season -- and they have a definite shot to do so -- Lewis may not come back. Is that set in stone? No, but Lewis made it very clear that while he isn't consistently pondering retirement, a championship would likely lead to the end of one of the top five greatest defensive careers the sport has seen. Lewis is only getting started in his conversation. The motor is beginning to warm, and when Lewis gets going it would take something atomic to stop him.

"I don't know when it will all be over for me," he says. "People want to use my age against me. They say I'm too old. People fear getting old. I don't fear that because now I have wisdom and a tough body to go with that wisdom."



"I don't ever want to be 24-year-old Ray Lewis again. I made too many bad choices. Now I have the maturity and I take care of my body. I haven't eaten fast food in 13 years."

Lewis next threw down a league-wide challenge.

"If people think I'm slow let me say this," he said. "Sideline to sideline there still isn't a 'backer in this business that can beat me. Sideline to sideline. Not one. I challenge you to find one."

"There are fast guys in this league but it's also not just about the speed. Young guys make a lot of money at the combine from running the 40 [-yard dash]. But then you put on the film and they don't play with heart."

Lewis inspires great emotion. Some love him, others hate him. But it is undeniable that we have watched a player who is only surpassed in effectiveness by names like Deion Sanders and maybe even Taylor -- and Lewis' legacy is giving Taylor's track record a serious run. When Lewis is asked to specifically address his legacy, he pauses and shows me his cell phone. On it is a fresh text from a young kid named Darius who lives in Baltimore and needs a heart transplant. Part of the text to Lewis read: "You've done so much for me."

Lewis argues that watching Darius face such a horrible situation with courage has done more for Lewis. Lewis has befriended Darius as Lewis has many young inner-city children around the country.

"If I had a legacy," Lewis says, "maybe that would be it."

-----

## **Suggs is new Ravens sack king**

***With three sacks, Terrell Suggs passed Peter Boulware for the all-time sack lead (71.5)***

By Ryan Mink  
BaltimoreRavens.com  
September 12, 2011

Terrell Suggs said he never had a goal of becoming the Ravens' all-time sack leader.

But when he entered the 2011 season just 1 ½ sacks away from Peter Boulware's career record of 70, Suggs figured what better way to break it than against the rival Pittsburgh Steelers?

Suggs had tormented Pittsburgh over the years. He had five sacks in three games against them last year.

This time around, the Steelers tried everything imaginable to block him. It still didn't matter.

Suggs recorded three sacks against the Steelers in Sunday's 35-7 win at M&T Bank Stadium and broke Boulware's record, which was set in 2005. Suggs now sits atop the list with 71.5 career sacks.

"It's huge," said Suggs, who was beaming with pride that it came against Pittsburgh and with his family in the stands. "It was almost fate."

Suggs' first sack came on Pittsburgh's second drive. The Steelers were facing a 1st-and-10 when the outside linebacker stunted off the left edge and burst up the middle. He nailed Ben Roethlisberger, forcing a fumble that the Ravens later turned into a touchdown.

Suggs recorded another sack and forced fumble to break Boulware's record. It came in the fourth quarter and set up Baltimore's final points in the rout.

The 2010 Pro Bowler has now sacked Roethlisberger 15.5 times (including the playoffs), the most any NFL defender has dropped the sturdy Steelers quarterback.

"There's only a few players that can bring him down and I'm one of them," Suggs said. "God can have his soul, but his ass belongs to me."

What's more impressive than the fact that Suggs is the Ravens' new sack king is the overall player he has become. It's not just about sacks.

"Terrell Suggs is a premier player," Head Coach John Harbaugh said. "He's one of the best players in the National Football League. He's one of the premier defensive players that everybody game plans around."



Linebacker Ray Lewis has been with Suggs from the beginning, when the Ravens drafted the Arizona State product with the tenth overall pick in 2003. Suggs came out of college as the NCAA's single-season sacks record holder. He notched a jaw-dropping 24 sacks in 2002.

He did more of the same as a rookie, entering games in passing situations to be a rush specialist. He earned Defensive Rookie of the Year honors with 12 sacks and six forced fumbles.

But since then, Suggs has developed into a hybrid that can still rush the passer with the best of them, but can also drop into coverage and is extremely stout against the run. And in a locker room full of leaders, he's stepped up to become one of those in the forefront.

"When you watched him, how raw of a talent he was when he first came in, you knew how special he was going to be," Lewis said.

"Every year, I started challenging him personally to mature in different areas, to not just be a sack master but a complete football player. Now you see everything; he's all things."

After Sunday's victory, overcome with emotion, Suggs gave props to safety Ed Reed and Lewis, calling them the greatest safety in the game and the greatest football player to ever play the game.

And himself?

"The next king," Suggs said.

-----

## The 2011 Baltimore Ravens: In the spotlight

### *Dizzying roster makeover has Ravens younger, faster and perhaps better than ever*

By Joe Platania  
PressBox Online  
September 15, 2011

Like a colossus, Ray Lewis has stood astride Ravens history since its very beginnings.

Better than anyone, the perennial Pro Bowl inside linebacker and future Hall of Famer understands what it has always taken to become a Raven, as well as remain one.

"I mean, I've got a lot of stories to tell," Lewis said early during this year's training camp. "I always give whatever side it is, whether there's a good side or a bad side, whether it's on the field or off.

"I think that's what my 16-year experience brings, just a lot of everything, from the ups to the downs, to the highs and the lows, whatever it may be."

These days, that last statement may be the most relevant of all.

For it is this, the Ravens' 16th season of existence -- one that kicked off with a 35-7 victory against the Pittsburgh Steelers -- that truly underscores how changing times and tides can truly alter the face of a football team.

Including players that made this year's squad, Lewis has seen a staggering 428 other active-roster players put on a Ravens uniform since he did so for the first time during the team's first season, 1996.

To have dealt with so many teammates, to have imparted so much knowledge and energy so often to so many, he has become someone who has not only indelibly stamped himself as the most recognizable person in Ravens history, but one of the most team-oriented as well.

Since being part of a championship-winning squad in 2000, Lewis has seldom dwelled, at least outwardly, on his two Defensive Player of the Year honors or his Super Bowl Most Valuable Player award.

Instead, he has primarily focused on how "great it would be to win a Super Bowl with this group," meaning the stellar list of teammates that have kept the Ravens on a run of seven playoff appearances during an 11-year span, including the last three.

Those players that became team mainstays after Super Bowl XXXV, a robust nucleus that has, at one time or another, included the team's top two pass-catching targets (Todd Heap, Derrick Mason), the team's second-most frequent tackler after Lewis (Kelly Gregg), the team's second-best touchdown scorer among running backs (Willis McGahee) and a slew of dynamic, charismatic defensive



playmakers (Bart Scott, Samari Rolle, Will Demps, Adalius Thomas, Trevor Pryce and Ed Hartwell, among others), all provided Lewis, the coaching staff, the fans and the city with a treasure trove of great moments and mostly successful seasons.

But besides being hard-working, successful players who contributed to contending teams, all those players have two other things in common: they didn't win a Super Bowl -- Thomas and Gregg were practice-squadders in 2000 -- and they're not Ravens anymore.

Lewis' "group" is gone, but fortunately for the Ravens' organization, those that have replaced them are mostly younger, faster and just as hungry as Lewis and his cohorts were when they were minnows and the world was their oyster.

But if the vibrant group of the last decade couldn't reel in another Super Bowl, how will the new batch of Ravens respond to the scrutiny that comes from playing for a successful major-sports franchise in a sports-loving city?

Like Ravens of the past, will they rise to the occasion and dwarf the spotlight ... or will they shrink from it and drag the team down with them?

How much has really changed?

At first glance, it doesn't appear that the Ravens are heading into a transition year.

For one thing, majority owner Steve Bisciotti simply doesn't permit that kind of talk or thought. Several years ago, at the team's season-ending press conference, he infamously said he didn't believe in windows that open and close.

It's an admirable attitude to have, but somewhat unrealistic in the NFL's salary-cap era. Teams all over the league have had to endure plenty of turnover in order to either fight their way to the top or stay there, and they have only broken through when a semblance of stability has surfaced.

The Green Bay Packers have averaged five new starters per year during the last four seasons -- "new starters" being defined as those that have played a majority of the games at season's end -- but they still have been a constant playoff presence and won last February's Super Bowl.

The Atlanta Falcons have gone 33-15 the last three years, with seven new starters per season, but they are more optimistic than ever about their Super Bowl chances because only four spots changed hands in 2011. Chicago had averaged 8.5 new starters per year since it won the 2006 NFC title, but the Bears might have only six this year.

For their part, the Ravens haven't really settled into a stable groove, averaging eight new starters per season since 2007. But even with that kind of turnover, Baltimore has not only continued to be a constant postseason presence, but is also the only team that has won a postseason game during each of the last three seasons.

This year, Baltimore entered the regular season with 18 new players on its 53-man roster (as of Sept. 5), a surprisingly low number in the current climate. In fact, their average age dropped the Ravens from having the fifth-oldest team in the league last year to the 13th-oldest in 2011.

"We have a veteran group of guys who take the right approach and work hard every day and preparing for (the start of the season)," guard Marshal Yanda said. "We are not worried about it and excited for the opportunity. We'll work hard every day to get as prepared as we can."

Not only that, but the franchise always expends a great deal of belief in its homegrown talent. Of the Ravens' 39 regular and supplemental draft picks since 2007, 37 of them have remained with the team in some form -- active roster, practice squad or injured reserve -- after their rookie-year training camp. This year, all eight draft picks made the 53-man squad.

-----

## Adapt or Die

***Infusing new blood into the leagues fiercest rivalry, the Ravens demolished the Steelers and changed the balance of power in the AFC. Evolution? In the NFL, you'd better believe.***

By Damon Hack  
Sports Illustrated  
September 19, 2011

Last week in Pittsburgh the Steelers prepped for their season opener with the help of a black-and-purple talisman named Ray. The small knitted piece—with ray woven in the center, crossed out by an x—was mailed to the Steelers by a fan in 2008 for luck in their blood feud with the Ravens. While Pittsburgh beat Baltimore three times that season and won its record sixth Super Bowl title, Ray



went up on a wall in the Steelers' practice facility, next to the lockers of the offensive linemen. "It's from an old lady who said she put a hex on [linebacker] Ray Lewis," right tackle Willie Colon explained. "We've never taken it down."

On Sunday at M&T Bank Stadium the Ravens ended that spell, unraveling the Steelers one thread at a time. Baltimore forced a franchise-record seven turnovers, marched unbothered on a proud but aging defense and unleashed a beating on Ben Roethlisberger so bad that the quarterback struggled to keep his helmet on straight. With four seconds left in a 35--7 rout, Big Ben dropped back to pass one more time. Ravens linebacker Terrell Suggs broke through a leaky line and flattened Roethlisberger for his third sack. As the players spilled onto the field and headed toward the tunnels, Suggs lingered beneath the cloudy skies to savor the moment. Over the summer he'd predicted a performance like this, believing he has reached a point in his nine-year career where he can win games with preparation as much as talent.

Now he was standing victorious, having outfoxed the Steelers' offensive line and run roughshod over Roethlisberger. "His soul may belong to God," Suggs crowed, "but his ass belongs to me."

In a rivalry marked by hard hits, trash talk and fantastic finishes, Baltimore's thumping provided more than a pivot point. It also gave a teaching moment to the NFL: adapt or die.

"It's a new year, 2011," said the 36-year-old Lewis, who intercepted a Roethlisberger pass and forced a fumble. "New pieces, new faces."

The theme of change was prevalent on the NFL's opening weekend, when new coaches, new players and new philosophies were put to the test after the league's 4½-month lockout. Teams expected to struggle—the Bengals, Cardinals, Jaguars and Redskins—savored victories with new leaders under center. A couple of powerhouses, the Steelers and the Falcons, came out on the short end of surprising blowouts. With a condensed free-agent signing period and limited reps, everybody was on a fast track, all the while trying to avoid tripping and falling.

No team was more impressive than the Ravens. In the first three years under coach John Harbaugh, Baltimore was a combined 32--16, but two of those campaigns ended with a playoff loss to the Steelers. So in the shortened off-season Ravens general manager Ozzie Newsome chose to infuse the roster with new blood. He jettisoned veterans such as tight end Todd Heap and wideout Derrick Mason and brought in a raft of players, among them wide receiver Lee Evans, running back Ricky Williams, fullback Vonta Leach, left tackle Bryant McKinnie and safety Bernard Pollard.

With the 27th selection in the April draft, Newsome gambled on Jimmy Smith, a cornerback from Colorado whom some teams shied away from because of character issues. Although Smith injured his ankle on the kickoff coverage team in the first quarter and never lined up at defensive back, he's a key part of the long-term plan in Baltimore. "We drafted Jimmy because when we've been a great defense, when we set the defensive record in 2000 [and won the Super Bowl], we had two great corners in Chris McAlister and Duane Starks," Newsome says. "Jimmy's 6'2", but [he has a long reach]. When he gets his arms up, the ball has to go over that to be completed. Along with that height, he's smooth in transition and he can tackle."

Newsome's moves got the attention of Steelers coach Mike Tomlin, who admitted to being "a little bit more uneasy" about facing Baltimore after winning six of the previous eight times. "At this juncture they probably know more about us than we know about them," Tomlin said. "Ozzie Newsome and Company have been active this off-season in improving their team."

The Steelers, on the other hand, took a more conservative approach, massaging a roster that lost to the Packers in Super Bowl XLV.

But against the quickness of Ravens running back Ray Rice, the power of Williams and the speed of second-year tight ends Ed Dickson and Dennis Pitta (who had a combined seven catches for 104 yards and a touchdown), the Steelers' defense looked old. As in ancient. Pittsburgh gave up 170 yards rushing at 5.5 yards a carry, an unconscionable stat for a black-and-gold defense, while allowing Joe Flacco to pass for 224 yards and three touchdowns.

"We understand that every time you play the Baltimore Ravens, you have to bring it or you will be embarrassed on the scoreboard and embarrassed physically," Steelers safety Ryan Clark said last week. "Our fans don't like the fact that they're one of the few teams that hits us back."

Newsome has been butting heads with the Steelers since 1978, first as a tight end with the Browns and now as an executive. "You can measure yourself and your season with your ability to beat the Steelers," Newsome says. "It hasn't changed."

The new Ravens had only heard stories about the rivalry, but they couldn't wait to get their own taste of it. Pollard, who previously played for the Chiefs and the Texans, used to seek out Ravens-Steelers highlights after his own games.

"You always knew something was going to go down," Pollard said last Thursday. "That went into my decision to come [to Baltimore] because you see guys get down and dirty. At the end of the day we are all dogs without a leash. That's what you have out there."





The Baltimore coaching staff was happy to oblige its new charges, throwing them headlong into a game plan that was executed with precision. On the Ravens' first play from scrimmage, offensive coordinator Cam Cameron called for a Rice run off the left side.

McKinnie, who was released by the Vikings after reporting to camp well overweight, at 387, made an initial block, then launched himself into linebacker James Farrior on the second level. Rice dashed for the first 36 of his 107 yards. The tone was set.

Said Cameron of McKinnie, "It doesn't hurt to give a guy a chance to tee off on somebody the first play of the game."

While the new members of the Ravens gave Baltimore a different energy, the veterans carried the burden of heartbreaking losses to the Steelers. "I knew they had some bitterness in them," Smith said of his older teammates. At halftime, with the Ravens leading by the same 21--7 margin they enjoyed in last January's divisional playoff game, several players talked about being in this position before.

This time, they promised, they would make it right. That wasn't what Lewis wanted to hear, so he took the floor and let loose.

"I corrected everybody," he said. "Everyone was basically saying, 'We've been here before,' and I was like, 'We haven't been here before—2010 and all those other years are behind us.'"

While Lewis, safety Ed Reed (two interceptions, four passes defensed) and nosetackle Haloti Ngata (two fumble recoveries, one forced fumble) handled the details of new defensive coordinator Chuck Pagano's more aggressive, get-to-the-quarterback scheme, Baltimore's offense was predominantly in the hands of two players for whom last year's playoff meltdown was an especially dismal memory: Flacco, who had thrown an interception and lost a fumble, and the normally sure-handed Rice, who had also fumbled. In fact, some viewed Flacco, the 18th pick in the 2008 draft, as the only question mark on an otherwise Super Bowl--ready team.

"Joe knows the heat that comes with the territory, but he's played pretty darn good in those [Steelers] games," Cameron says. "Everyone picks a quarterback apart until he beats the team [that] maybe he's lost to a few times. I always knew he was made of the right stuff."

Flacco, nicknamed Joe Cool by his teammates, knows that one dominating victory over an old nemesis won't quiet everybody. "There's always going to be critics," he says. "Turn around, 10 weeks down the road, and something might happen and, O.K., it's back again."

Said Rice, "We know it's Week 1. It's not the playoffs. But that playoff taste [from last season], that's over."

At the very least the Ravens have bloodied their hated foe. The Steelers, after a Super Bowl defeat and an off-season of embarrassing headlines, face questions about their own mettle. Safety Troy Polamalu, hobbled by a left Achilles tendon injury last season, made little impact beyond a horse-collar penalty. Linebacker James Harrison, with two back surgeries in the off-season, left the game with a bruised right knee. Farrior spent more time on the sideline than usual, cradling his helmet and watching his replacement, Larry Foote.

Yet while the defense is aging and the offensive line appears vulnerable, Roethlisberger didn't seem overly concerned. "I just think this was a bump in the road," he said.

As the Steelers limped out of M&T Bank Stadium, the Ravens exchanged hugs and handshakes. Rice showed off a bloody two-inch gash behind his right ear. He couldn't even remember the play that cut him.

"Steelers-Ravens is like the Detroit Pistons against the Chicago Bulls," Reed said. "You go into the paint knowing you're going to get fouled."

Harbaugh agreed: "Ray [Lewis] said it earlier in the week—it was going to be about being physical and about executing. The whole thing about ghosts, demons, monkeys on your back, that's not real to us."

No, for these Ravens, there is more than a Ray of hope.

-----

## Ngata signing 'sets personality' of defense

By John Eisenberg  
CSNbalto.com  
September 21, 2011

A day after Ravens defensive tackle Haloti Ngata signed a five-year, \$61 million contract making him the highest-paid non-quarterback in the NFL, his teammates had some fun with him at practice Wednesday.

"No one asked me for a loan. They just asked me to give them money," the soft-spoken Ngata said. "There was no (discussion of a)



loan involved.”

Ravens head coach John Harbaugh said he heard a couple of players wishing Ngata, 27, a happy birthday, even though he was born on January 21.

“He got a present,” Harbaugh said.

But all lightheartedness aside, a sense of satisfaction palpably pervaded the team’s training facility Wednesday in the wake of the Ngata signing.

Even though there was never much doubt that the Ravens would eventually lock up Ngata, who is regarded by many observers as the NFL’s best defensive player, the fact that he is now officially in the fold through 2015 is hugely meaningful.

In the short run, it frees up an estimated \$5 million in salary cap room that the Ravens can use to fill any personnel holes that crop up. It also frees them to apply the franchise tag to running back Ray Rice, a pending free agent, if they can’t agree to a longterm contract with Rice after this season.

But Ngata’s value to the organization goes well beyond any short-term concerns.

The knowledge that he will be around through 2015 “sets the personality of our defense,” Harbaugh said. “You can talk a lot about what positions have the most value ... but it is just so much more than that. The impact he has on our defense, the personality, the tone he sets. We can be a dominant defense because he is that force in the middle.”

The Ravens’ longstanding emphasis on defense comes from GM Ozzie Newsome, who decided long ago that stopping the other team was the first commandment of winning football. Ray Lewis, 36, and Ed Reed, 33, have led the unit for a decade, but with those two seemingly near the end of their careers, the Ravens needed a new generation of stars to step in and continue the tradition.

Their 2009 signing of linebacker Terrell Suggs to a six-year deal and now this signing of Ngata seemingly have accomplished that goal.

“You see guys like Ray Lewis, Ed Reed, Terrell Suggs, and to be in that group is really humbling, really, to be considered one of those guys,” Ngata said. “I hope I can do a great job and lead this defense and this team and (do) whatever I need to do to get some wins.”

Suggs, 29, has made four Pro Bowl appearances, and Ngata is already well on his way to a third, having led a stout run defense and forced three turnovers in the Ravens’ first two games.

They’re a classic “fire and ice” combination, with the outspoken Suggs having just set the franchise’s career record for sacks, and the soft-spoken Ngata anchoring a run defense that has never finished lower than fifth in the league with him in the middle.

“You always say you want to be strong up the middle,” Harbaugh said. “We’re strong up the middle.”

Ray Lewis, who plays right behind Ngata, just shook his head when asked to assess Ngata.

“First off, he’s one of the guys who really deserves (a big contract), just the humblest guy you’ll ever meet,” Lewis said. “He has gotten better and better every year. I don’t even think he’s bumped into his greatest side of playing yet.”

-----

## **Ravens’ Rookies Contributing Early**

### ***Beyond Torrey Smith, LaQuan Williams is returning kicks and Pernell McPhee’s getting sacks***

By Ryan Mink  
BaltimoreRavens.com  
September 27, 2011

The prevailing thought entering this season was that rookies would have a tough time.

The lockout crushed valuable classroom hours and zapped their chance to get more physically prepared in an NFL weight room.

That hasn’t been the case in Baltimore thus far, however.

Even with top draft pick cornerback Jimmy Smith sidelined by a high ankle sprain, the Ravens are getting some early dividends from their Class of 2011.



"[It's] probably necessity as much as anything," Harbaugh said. "A lot of rookies have been thrown into the mix and I think some of them have responded and done real well – and they've obviously worked real hard to do that – and others haven't."

That certainly played a part in the case of wide receiver Torrey Smith. With starting wide receiver Lee Evans (ankle) out, Smith exploded for 152 receiving yards and three touchdowns on Sunday.

Fifth-round rookie Pernell McPhee has seen quite a few snaps at defensive end and recorded his first NFL sack against the Rams. He has four tackles and one pass deflection as well.

Undrafted rookie wide receiver LaQuan Williams stepped into the starting kickoff returner role in St. Louis while David Reed nursed a shoulder injury and took back two kicks for 60 yards, including a 37-yarder to start the second half.

He also had one catch for seven yards and was targeted on a deep pass along the right sideline in the fourth quarter. Williams' quick contribution may be the most surprising.

The Maryland product was the only undrafted rookie free agent to make the active roster and had the least amount of preparation.

Unlike drafted rookies who knew where they were playing and received playbooks from teammates during the lockout, Williams didn't sign with the Ravens until July 28.

"All the hard work has paid off and it feels good to get the ball in my hands," Williams said.

"I got a lot of help from the veterans on this team, guys like [Anquan Boldin], Lee [Evans], Ed Reed, Ray Rice and Ray Lewis helping us push through and teaching us little things here and there."

Although they haven't yet played big roles on the field, the Ravens' other rookies are in key backup spots and are starting to see some time.

Fourth-round wide receiver Tandon Doss was activated for his first game in St. Louis and targeted by one deep pass, which went incomplete. Seventh-round running back Anthony Allen has been active for all three games and saw his first offensive action in St. Louis, running three times for eight yards.

Third-round pick Jah Reid is Michael Oher's backup at right tackle and saw some late snaps in St. Louis. He got called for a false start on the final series. Baltimore has enough confidence in sixth-round quarterback Tyrod Taylor that the front office didn't sign a veteran backup.

---

## Ravens defense reminiscent of record-setting 2000 edition

By Aaron Wilson  
Carroll County Times  
October 4, 2011

OWINGS MILLS - The Baltimore Ravens' defensive gold standard remains unchanged and unchallenged, established by a Super Bowl championship squad headlined by a young Ray Lewis and multiple other mayhem-minded blue-chippers.

Regardless of whether the Ravens' current defense ever approaches the lofty heights of the 2000 defense that set an NFL record for fewest points allowed, the fact that they're even being mentioned in comparison conversations is an encouraging sign.

We have an unbelievable respect for those guys," outside linebacker Jarret Johnson said. "When we talk about the Ravens' defense and the history we have, it all started with those guys. They set the bar, and they set it as high as you can set it. We're trying to beat that.

"It's tough to do. They had a lot of really good veteran players. They had some extremely physical guys and had a great scheme to go along with it. You want to be your own self, but if we play anywhere near those guys we're going to be a good defense."

It was only two weeks ago that the Ravens' defense was drawing heavy criticism after being picked apart by Tennessee Titans quarterback Matt Hasselbeck in a loss.

Now, the defense is being heralded around the NFL after setting a franchise record by scoring three touchdowns during a 34-17 victory Sunday over the Jets where they terrorized quarterback Mark Sanchez.



The Ravens (3-1) scored touchdowns on fumble returns by linebacker Jameel McClain and Johnson and an interception return by cornerback Lardarius Webb as he dashed 73 yards for a touchdown.

The Ravens stonewalled the Jets, holding them to 150 yards of total offense and a mere seven first downs with two gained after halftime. They rushed for only 38 yards.

Afterward, Jets coach Rex Ryan, the brash former Baltimore defensive coordinator and defensive line coach for the Ravens' Super Bowl team, when he guided Tony Siragusa, Sam Adams, Michael McCrary and Rob Burnett, spoke highly of this defense.

Ryan didn't hesitate to broach the topic of the 2000 defense that allowed only 165 points and shut out four opponents, or the 2006 team that finished first in the NFL in total defense as that team went 13-3.

"I've been around football a long time and I've never seen anything like that before," Ryan said. "The performance by their defense was spectacular. They were coming after us. That's that Raven defense. It reminded me of the 2000 and 2006 defenses. We got it handed to us."

The Jets aren't alone in that category.

The Ravens set a franchise record with seven turnovers in a stomping of the Pittsburgh Steelers to launch the season. And they shut down the St. Louis Rams' offense, forcing them to abandon their no-huddle attack.

A quarter through the season, the Ravens rank third in the NFL in yards allowed with 284.5 yards of total offense surrendered per contest, second in scoring defense, allowing just 14.3 points per contest and rank first with 14 takeaways.

They're third in rushing defense, giving up 72.5 yards per game on the ground and tied for seventh in pass defense with a 212 average given up per game.

"We can be special, but it all depends on where we go from here," said Pro Bowl outside linebacker Terrell Suggs, who leads the Ravens with four sacks. "We can't take any steps back because that's not how championship teams are built. Not in this league. You've got to make the momentum snowball."

Whether the Ravens legitimately belong in the annals of defensive history with the 2000 squad that featured a secondary with Rod Woodson, Chris McAlister and Duane Starks and linebackers Lewis, Peter Boulware and Jamie Sharper remains to be seen.

Nonetheless, this defense is building a strong identity of its own.

Just ask Sanchez, who was hit 10 times and sacked twice as he completed only 11 of 35 passes for 119 yards, no touchdowns and one interception for a horrible 30.5 passer rating.

Under new defensive coordinator Chuck Pagano, this defense definitely has gotten back to its aggressive roots with fearless blitz packages.

Pagano is following in the footsteps of former Ravens defensive coordinators Marvin Lewis, Mike Nolan and Ryan, who all went on to become NFL head coaches.

And they've done it while shorthanded in the secondary with rookie first-round cornerback Jimmy Smith out since the first game with a high left ankle sprain and cornerback Chris Carr hobbled with a strained left hamstring.

"The best defensive performance is the next one," Lewis said. "We are looking to get some rest, come back completely healthy. We are really looking forward to that."

Ravens coach John Harbaugh is reluctant to compare this defense to previous ones other than pinning the leadership brand on Lewis, a two-time NFL Defensive Player of the Year.

"You've got to be careful about putting labels on any of that stuff," Harbaugh said. "If you're going to put any label on it, put Ray's label on it. That to me is the thread that probably runs through this defense. There have been a lot of people who have put their fingerprints on it and a lot of people who have had a lot of input over the years."

"Those guys played just the way you want to see them play. It was fast, it was aggressive, it was physical, it was with abandon. Yet, it was with great discipline and attention to detail. To me, those are the things that make for great defense."

The Jets averaged a minuscule 2.7 yards per offensive play and converted only four of 15 third downs.

The way the defense suffocated the Jets hearkened back to the Ravens' stingy tradition.



"It's about carrying on tradition, you know," McClain said. "You don't step into a position like this halfway. You know everything that this defense has done, and you know what this organization is about. It's an honor to be here coming from where we've come from, our humble backgrounds. Where can it go in the future? Obviously, going up to the top."

---

## Retooled Ravens celebrate 'a whole new year'

By David Ginsburg  
The Associated Press  
October 7, 2011

BALTIMORE - Thirty minutes into the first game of the season, Baltimore Ravens linebacker Ray Lewis stood before his teammates and delivered an inspirational and insightful speech that set the tone for the entire season.

Baltimore held a 21-7 lead over the defending AFC champion Pittsburgh Steelers, the identical score at halftime of their playoff game in Pittsburgh nine months earlier. In that one, the Ravens came apart in a 31-24 defeat.

Lewis placed himself in the middle of the locker room and emphatically spiked the comparison.

"Everybody was saying, 'We've been here before,'" Lewis said. "And I was like, 'We haven't been here before, because 2010 is 2010, and 2011 is a whole new year.' If you understand it that way, then you understand that this is a new team."

And so it is. The retooled Ravens went on to hammer the Steelers 35-7, and they enter this Sunday's bye with a 3-1 record, alone atop the AFC North and charging toward a fourth straight playoff appearance.

Baltimore general manager Ozzie Newsome retooled the team during a whirlwind offseason shortened by the NFL lockout.

Almost every move he made has thus far appeared to be the right one, beginning with a salary cap purge of wide receiver Derrick Mason, tight end Todd Heap, running back Willis McGahee, defensive tackle Kelly Gregg and fullback Le'Ron McClain.

At this point in the season, the Ravens don't miss any of them. Not even a little bit.

Ricky Williams has proven to be a capable backup to running back Ray Rice; Lee Evans and second-round draft pick Torrey Smith have made up for the loss of Mason; Vonta Leach is an upgrade from McClain; Terrence Cody has proven to be just as immovable on the line as Gregg; and the tight end tandem of Ed Dickson and Dennis Pitta has made it easy for Ravens fans to scrap the "HEAP!" cheer that resonated throughout M&T Stadium for the past decade.

Newsome also added safety Bernard Pollard and a pair of offensive linemen who made an immediate difference.

The signing of free agent tackle Bryant McKinnie enabled Michael Oher to move back to the right side \_ where he is more effective \_ and free agent guard Andre Gurode has been invaluable during Ben Grubbs' absence with turf toe.

Oh, and the defense under first-year coordinator Chuck Pagano has been spectacular.

As Lewis said, this is indeed a new team. And it's not outlandish to believe the Ravens could become even more formidable with the sooner-than-later return of Evans (ankle injury) and cornerbacks Chris Carr (hamstring) and Jimmy Smith (ankle).

"The scary part is, I think we can only get better," Rice said. "What you're seeing is a token of hard work. Guys are not afraid to work."

The Ravens aren't good enough to just show up and win. That was proven in Week 2, when they followed up their emotional victory over the Steelers with a 23-13 defeat at Tennessee. Then came a 37-7 rout in St. Louis and a surprisingly easy 34-17 win over the New York Jets.

Against the Jets, Baltimore scored three touchdowns on defense and allowed only seven first downs to hit the first quarter of the season tied with five teams for the best record in the AFC.

"We can't ask for anything else," Lewis said.

Moments after the Jets game, there was an aura of cautious confidence in the locker room.

"We feel good," center Matt Burk said.



"Certainly we wish we were 4-0, but we're 3-1. We take pride in what we've done to this point, but when we come back from the bye it's a whole new deal. There's still a long, long way to go in this thing. They didn't pass out the Lombardi Trophy after this game. Good teams get better as the season goes. We'll see where this thing goes and where this journey takes us."

The goal is to get to Indianapolis, site of the Super Bowl, and the easiest way to get there is to play at home leading up to the game.

The Ravens were eliminated at Pittsburgh in 2008 and 2010, and in 2009 their postseason run ended in Indianapolis.

Baltimore has won 12 of its past 13 at home, including two this season in which it outscored the two participants in the 2010 AFC title game by a combined 45 points.

"We're only going to get better, but getting better is a choice. It's based on how hard we decide to work," coach John Harbaugh said.

"I'm excited, I'm proud of these guys, yet, hey, we have a long way to go."

---

### Through offensive changes, injuries, Ravens can rely on Rice

By Dan Kolko  
MASNSports.com  
October 9, 2011

For much of the first four weeks of the season, the Ravens have been working with an offense which features a recently constructed offensive line and a passing attack composed of two fairly inexperienced second-year tight ends, a host of rookie wide receivers and just one veteran wideout.

Doesn't exactly sound like an ideal situation, does it?

Through it all, one player has carried the offensive attack, and he's done it with flair, juking defenders out of their cleats and racking up highlight reel plays seemingly every single Sunday.

Running back Ray Rice currently leads the Ravens in not just rushing yards (297), but he's also tied for the team lead in receptions (16) and ranks first on the team in receiving yards (242). Rice has scored four of the Ravens' nine offensive touchdowns, and is averaging over 15 yards per reception - an insane number for a running back.

Now in his fourth NFL season, Rice has quietly emerged as one of the top backs in the league, and he's been a godsend for the Ravens through the early part of the season, stabilizing a unit which has experienced injuries and rotated in a batch of players new to the team's offensive system.

"That's a guy that is a staple for us," head coach John Harbaugh said. "He's an anchor for us, and he's been doing it again this year while these other guys continue to develop."

The bulk of Rice's impact is felt in the running game, where he's averaging 4.5 yards per carry and 74 yards per game, all with defenses focusing specifically on slowing him down. His speed and agility allow him to turn a two-yard gain into a 22-yard gain, and his powerful frame makes him tough to bring down with arm tackles.

On top of that, a large part of what makes the Rutgers product such a dynamic playmaker is that his skills translate to the passing game, as well. Rice has become a vital part of the Ravens' aerial attack, as he's developed into a trusted check-down option for quarterback Joe Flacco when deeper routes are covered, and he has the athleticism to line up out wide or in the slot, as well.

A prime example of Rice's receiving ability was seen last Sunday against the Jets, when he lined up in the backfield, but went in motion to the left. Flacco hit Rice on a crossing route with a perfectly thrown pass, and the running back did the rest, shaking free of safety Eric Smith, dancing away from would-be tacklers and rumbling 53 yards down the sideline.

"I'll tell you, I marveled at that catch he made across the middle," Harbaugh said. "He's a legitimate, premier playmaker in the National Football League; he really has been since his rookie year."

If there's any knock on Rice, it might be that he doesn't get the ball enough. Last season, Rice averaged 23 touches a game, and that was with Willis McGahee and Le'Ron McClain sharing the carries, as well.



The Ravens talked this offseason about returning to their physical running game, and they went out and signed fullback Vonta Leach and re-upped guard Marshal Yanda to help them grind out the tough yards on the ground. Still, with the Ravens relying more on a passing attack through the first four games, Rice is down to 20 touches (and 16 carries) per game this year.

Regardless of how he gets the ball in his hands, good things seem to happen when Rice is in the open field, spinning away from defenders and churning out yardage. That's something which isn't lost on linebacker Jarret Johnson, who competes against Rice every day in practice and has a chance to watch the running back work up close.

"He's an elite back," Johnson said. "He's as good as there is in the league. Obviously, his quickness, his lateral movement, is what scares defenses the most. He gets any amount of green grass, and I mean a yard, and he can make you miss. But, he brings it all to the package. He's great out of the backfield. He's great in pass protection; you saw how physical he was picking up a couple of those blitzes (against the Jets).

"You really can't say enough about Ray Rice. The more he touches the football, the better we are as a football team."

-----

## Ravens defense returns to its roots under Pagano

By Jarrett Bell  
USA Today  
October 18, 2011

BALTIMORE – In the meeting room with his players, brainstorming through X's and O's to create the havoc that is their heat-of-the-battle pleasure, new Baltimore Ravens defensive coordinator Chuck Pagano has no shortage of volunteers.

"When I ask, 'Who wants to come on this play?' Everybody raises their hand," says Pagano, promoted this year from defensive backs coach. "It's not like math class in elementary school, when no one is sure of the answer.

"They all want to rush. If we ever backed off a bit, believe me, I'd hear about it."

Pagano, who replaced Greg Mattison, came into his role promising to return the Ravens defense to its roots of aggression, and the results have been just that.

Baltimore — which put the clamps on the Houston Texans on Sunday and on Monday night will face the Jacksonville Jaguars and rookie quarterback Blaine Gabbert— has allowed an NFL-low 14.2 points in building a 4-1 record.

That's hardly new. They've been there and done that.

With a cast of stars led by Ray Lewis, Ed Reed and Haloti Ngata, the defense ranks third for yards allowed. In a Ravens context, there's nothing unusual about that, either.

Yet the striking difference, propelled by the increased blitzes that Pagano has dialed up, has come with a pass-rush that has generated 14 sacks. The Ravens, whose 27 sacks in 2010 tied for third-fewest in the league, are on pace for a season with nearly 50 sacks this season.

In a league proceeding on a record course for passing prowess, pressure with extra rushers is the ultimate antidote. Heading into last weekend, the Ravens blitzed on 79 of 161 passing plays, a 49.1% frequency rate that was topped by only three teams — the New Orleans Saints (54.9%), Cleveland Browns (53.2%) and Texans (51.9%).

During the first series on Sunday, the Ravens set a tone by blitzing on every passing down. The first sack came on a double blitz by Reed and Lewis from the defense's left side. When two blockers contained Reed on the edge, Lewis knifed through the middle to dump Matt Schaub.

"We didn't blitz as much last year," said Reed, the all-pro safety. "If you study the tendencies, we're probably a little more aggressive. The game's not the same, so you tend to call the plays differently. Chuck has an attitude about it, and we have that attitude, too. And the defense has a mentality because our offense isn't like it used to be in the past."

The offense is surely more explosive, demonstrated Sunday with Joe Flacco's 305-yard outing spiked by two 50-plus yards completions that complemented Ray Rice's 101 rushing yards. Yet defense has added layers, too.

Pagano's blitzes are more exotic and less predictable than they were under Mattison, more closely resembling the schemes employed under Rex Ryan, now the New York Jets coach. That means corner blitzes, slot blitzes, overload blitzes, delayed blitzes and so on.



"Chuck's got a lot of nerve," says Lewis, the perennial all-pro linebacker in his 16th season. "Chuck trusts us to hold up our end. Chuck just doesn't believe in anybody sitting back there having their time with us."

The blitzes are effective, Pagano says, because savvy veterans can adjust on the fly to blocking patterns. The trust has also been built through the three years Pagano coached the secondary.

"He was part of it for three years," says Ravens general manager Ozzie Newsome. "The players gained respect for him, but they also like his teaching style — where you can be demanding, but do it in a respectful way."

Pagano, 51, is on his third NFL stop. On the college level, he once coordinated the defense at North Carolina under Butch Davis and coached DBs at Miami, when Reed, like now, was his star safety.

Wrapped in high-energy and passion, He wears his reputation as a risk-taker like a badge of honor.

"My motto's always been. 'They can fire you, but they can't eat you,'" Pagano says. "If we go down, we're going down saying we put it all out there. Not that we want to be stupid. We have to take calculated risks. But we will let the fur fly."

This kind of talk resonates with the players who are quick to volunteer for blitzes.

"We don't care about failing," Lewis says. "If you fail, fail going 100%. percent. And if you don't make it, guess what? Your partner has your back."

Pagano, the fifth defensive coordinator in the franchise's history, realizes his job is easier because of players like Lewis. Three of the team's previous coordinators, Marvin Lewis, Mike Nolan and Ryan, left to become head coaches.

"The one thing you don't have to talk to this group about is studying," Pagano says. "Or working hard in practice. Or playing hard. Or running to the football. That's just how they roll. That leaves you a lot of time to coach."

And time to draw up a few new blitzes.

-----

## **Flacco matures as Ravens look toward securing home playoff game**

***The Ravens, who haven't hosted a playoff game since 2006, have edge on Steelers but must handle Bengals***

By Jeff Zrebiec  
The Baltimore Sun  
November 8, 2011

The 23-20 comeback victory over the Pittsburgh Steelers Sunday night represented the defining moment of quarterback Joe Flacco's young career, and could mean much more to the Ravens as they enter the second half of their season.

When a poised Flacco capped a 13-play, 92-yard drive by hitting rookie wide receiver Torrey Smith for a 26-yard touchdown pass with eight seconds to play, the Ravens thwarted another gut-wrenching defeat at the hands of Steelers quarterback Ben Roethlisberger, earned their first regular-season sweep of their rivals since 2006 and thrust themselves into ideal position for the playoff run.

They are tied with the surprising Cincinnati Bengals, not only for first place in the AFC North but for the best record in the conference heading into Sunday's game against the struggling Seattle Seahawks. They also now hold the tie-break over Pittsburgh, meaning that if the Ravens beat the teams that they are supposed to beat the rest of the way, they could be looking at a first-round bye and at least one playoff game at M&T Bank Stadium.

"It's a big accomplishment," Ravens linebacker Terrell Suggs said after Monday's victory. "In my eyes — to be totally honest with you — [the Steelers are] the defending AFC champs. So they're still the team to beat, but if we play Raven football throughout, we'll see them again in January, and they've got to come to our house. We swept them, but don't be fooled. We're going to have to see this team in January. Like I said, we just positioned ourselves for them to have to come to M&T so we can do [it]."

The Ravens haven't had a home playoff game since 2006 and two of their past three seasons have ended with playoff losses to the Steelers in Pittsburgh. For the Ravens to visit Heinz Field again this season, the Steelers would have to make up two games in the standings. Only three of the Ravens' last eight games are against teams currently sporting winning records.

"I told them, 'We'll probably see you guys again,' " said middle linebacker Ray Lewis. "But if we see them again, hopefully it's on our terms."





Ravens coach John Harbaugh was predictably more focused on the present and the not-so distant future at his news conference today. However, he is undoubtedly aware that the division hierarchy could be decided in the next four weeks as the Steelers face the Bengals Sunday and then again Dec. 4, while the Ravens will play Cincinnati for the first time Nov. 20.

"The mathematical implications are definitely there, but it doesn't mean much if you go out and don't win your next game and your next game and your next game," Harbaugh said today. "At the end, it's how many wins you have compared to how many somebody else has and then the tiebreakers come in at that point. You just have to keep stacking wins. That's why you talk about one week at a time. In the National Football League, every week your season is on the line. That's why we try to point to this Sunday and make that the most important thing we do."

Still, Harbaugh admitted that the team spent part of Monday trying to come down from the emotional high that came from beating its biggest rival in the waning seconds. After the game, Harbaugh quoted Theodore Roosevelt and scripture. Running back Ray Rice said that over the last six quarters, Flacco is playing better than any quarterback in the NFL, and the stoic Flacco had trouble containing his excitement.

"This game was huge. Anybody that follows the Ravens knows that this is a huge game," said wide receiver Anquan Boldin, who finished with seven catches for 88 yards, four of them coming in the game's decisive drive, including a 10-yard catch on 4th-and-1.

"Last time we were in this stadium, we left with a bitter taste in our mouth. In the offseason, that drove us. We definitely had to stick it to them and show them that we're the better team."

Asked earlier what the comeback victory meant for his much-maligned quarterback, Boldin said, "Maybe people will stop putting him down now. We know what kind of quarterback we have. There was no panic with our offense and I think you saw that. A lot of that starts with our quarterback."

Flacco hit Boldin for completions of 21, nine, 10 and 11 yards. He also hit rookie wide receiver LaQuan Williams for 13 yards and tight end Ed Dickson for two before finding Smith, who beat Steelers cornerback William Gay, in the corner of the end zone. Smith had dropped four passes in the game, including one earlier in the drive that would have went for the go-ahead score, but he had no problems handling this one.

"Joe was the same in the huddle as he was every single time," said Smith. "He was calm, confident, a little more fired up, [like] 'Come on, let's go win this game.' He's the same person he always is — relaxed. He was definitely confident that we could get it done." Said linebacker Jarret Johnson: "The way he managed the offense, the way he managed the clock, the throws he made, you can't say enough about it. It was just a huge drive. It was absolutely one of his best games."

Against the league's top-ranked passing defense, Flacco went 28-for-47 for 300 yards and a touchdown and set a franchise record by converting 14-of-21 third downs. He out-dueled the Ravens' long-time nemesis in Roethlisberger, who dug the Steelers out of a 16-6 fourth-quarter deficit and gave them the lead with a 25-yard touchdown pass to Mike Wallace with 4:59 to play.

However, the Steelers left enough time for Flacco to engineer the ninth game-winning drive in the fourth quarter or later in his career.

"I don't know what it means. It means that we're 6-2, that we beat Pittsburgh two times, so we put ourselves in good position for the division," Flacco said. "But we've got a lot of good teams that we still have to beat."

The Ravens were also aware that the last time they beat the Steelers — a 35-7 victory in Week One — they followed it up by playing poorly in a 26-13 loss against the Tennessee Titans. The Seahawks have lost three consecutive games and have been outscored 63-28 in the process.

"We're at the halfway point, and we feel like we've put ourselves in a good position," Johnson said. "We're 6-2, but we've got a tough one coming up this week, a West Coast trip, and if we don't go out and play well next week, it's just going to put us back in a hole. We need to capitalize this week and make this win really mean something."

-----

## Leach will make impact in Ravens' running game

By Mike Preston  
The Baltimore Sun  
August 1, 2011

When the Ravens agreed to a three-year contract with fullback Vonta Leach on Sunday, it was an indication of the team's offensive plans.



It was a statement.

The Ravens want to return to old-school football, where they grind a team with their defense and pound it into submission with a strong running game. Few players like collisions the way Leach does.

He's the Ravens' new crash test dummy.

"Fullbacks are like dinosaurs," running backs coach Wilbert Montgomery said. "So when you get a chance to get a legitimate one, you've got to grab them. They are just not out there. This year, we must have looked at hundreds of them. They are no longer coming out of college football because of the Wildcat and spread offenses.

"We got what we consider a Raven; he is a pounder," Montgomery said of Leach. "As far as I'm concerned, he's like a lineman blocking for Ray Rice."

Signing Leach shows the Ravens have come full circle in their offensive approach. In the past two seasons, they got away from coach John Harbaugh's run-oriented roots and became infatuated with the strong arm of quarterback Joe Flacco.

The Ravens, though, never seemed comfortable with that style. They didn't know when to keep up the fast pace or slow it down. And when it came to securing a lead in the fourth quarter with a strong running game or getting the big yard in short-yardage situations, the Ravens had no punch.

Now, they have a home-run hitter in the 6-foot, 250-pound Leach.

"I'm very excited, and [I] watched what he did for Arian Foster," said Rice, the Ravens' star running back. "He is an amazing back, and he lays the wood on people. I can't wait to follow him. He is all about business and all about hard work."

And unlike former Ravens fullback Le'Ron McClain, Leach, 29, won't complain about his rushing attempts. McClain made two Pro Bowl appearances during his four years in Baltimore but wanted the ball after last season, when he had only 28 carries for 85 yards.

The Ravens, though, had their own issues to settle. They thought McClain was a great hybrid fullback-running back, but those fullback collisions took a toll on him. He could stalemate with a lot of defensive players, but after tough, physical games, he often had neck, shoulder or leg injuries.

Leach can move players. He is the stereotypical thumper. If he can't meet a linebacker standing in the hole, he goes after one on a search-and-destroy mission.

"Coming off a Pro Bowl season and solid football play the previous three years, we're excited having a guy of this caliber," Montgomery said. "No. 1, he sees himself as a fullback. He doesn't have the run skills of Le'Ron, but we will still give him the ball and opportunities. He has had a few catches, but we're not going to ask him to catch a lot of passes. But we will ask him to pancake people."

The Ravens have had thumpers before in Sam Gash, Ovie Mughelli, Alan Ricard and Lorenzo Neal. Neal came to Baltimore during Harbaugh's and offensive coordinator Cam Cameron's first season.

Back then, Neal ran onto the field, imitating the Juggernaut character in the X-Men. Three years ago, the Ravens powered up by using an unbalanced line and inserting an offensive lineman at tight end.

This is a good year for the Ravens to go back to old-school football. They have a lot of young receivers and tight ends and an offensive line that had trouble protecting Flacco last season.

The Ravens want to improve on last year's running game, which fell from the top five in 2008 and 2009 to 14th. They know they need to be able to take advantage of first-half leads against the Pittsburgh Steelers and New England Patriots with a strong second-half running game.

Leach puts them closer to fulfilling that goal. He is a blue-collar player who survived in the NFL as an undrafted rookie before bouncing around among several teams and eventually becoming the best fullback in the game during the past five seasons in Houston.

Leach cleared the way for Foster's league-leading 1,616 yards rushing last season. He was pursued by the Dallas Cowboys, Denver Broncos and New York Giants before coming to the Ravens.

"Hitting is part of what I do," Leach said. "It's the mentality of a fullback. You're going to go in there [and] hit somebody every single time, every single play. It's going to be like a car crash."

That kind of talk excites Rice.



"Everyone knows his reputation. I said I can probably trip and get 5 yards running behind him," Rice said, laughing.

---

## Pollard a 'perfect' fit for Ravens defense

By John Eisenberg  
CSNBaltimore.com  
November 10, 2011

Seattle Seahawks quarterback Tarvaris Jackson gave an interesting answer this week when asked what he saw from the Ravens' secondary on film.

"The first thing you think about is Ed Reed," said Jackson, who will lead the Seahawks against the Ravens Sunday at CenturyLink Field.

That he mentioned Reed first was no surprise.

"The next guy you see is Bernard Pollard," Jackson continued. "He's a tough guy, very physical, comes off the edge a lot. We'll need to keep him in our sights and make sure we're not letting him get a free shot."

Pollard has started just five games for the Ravens at safety since joining the team as a free agent before this season. But his impact is increasing in a hurry.

He led the team with seven tackles Sunday night in Pittsburgh, and has totaled 22 tackles over the past four games. He registered his first sack against the Arizona Cardinals on Oct. 30.

His hard-hitting style was a "perfect" fit for defensive coordinator Chuck Pagano's attempt to make his unit more aggressive and punishing, Pagano said Thursday.

Pollard, who played three years in Kansas City and two in Houston before coming to Baltimore, acknowledged that life with his new team is off to a great start.

"Walking in the door, I knew I fit in here," he said.

He was signed to replace Dawan Landry, who played alongside Reed for five years but jumped to the Jacksonville Jaguars before this season. The team already had an able replacement, Tom Zbikowski, but saw Pollard as a potential upgrade.

Zbikowski started the first three games before suffering a concussion that sidelined him, opening the door for Pollard. Zbikowski is healthy again and filling a role off the bench, but it appears there's no going back on Pollard as the starter. He is playing too well.

"The guy is wreaking havoc," Pagano said. "He's one of the toughest guys we've got, anyone in the locker room will tell you that, just a big, physical presence down in the box. He's a threat every time we put him down there. The offense has to account for him as a blitzer coming off the edge or inside. He's doing a great job for us."

Pollard smiled when asked what it was like to play for a highly-ranked defense with players such as Reed, Terrell Suggs, Ray Lewis and Haloti Ngata.

"It's just phenomenal," he said. "Everyone is hungry to go out there and play hard for 60 minutes. There's a great tradition. It doesn't get any better than this if you're a defensive football player. Who wouldn't want to be a part of it?"

Pollard has been flagged twice for roughness in 2011, leading Steelers coach Mike Tomlin to say he had "a nasty playing disposition" and "appeared to be a barn boss" on the field. It was meant as a compliment.

"He's a nice addition for them," Tomlin said.

Pollard was known for playing the run well in Houston, but the Texans let him go after their secondary finished last in the league in pass defense in 2010, possibly damaging his reputation as a cover guy.

"He had that reputation, as a box safety," Pagano said, "But he matches up well with tight ends and has done a good job against the pass."

It didn't take him long to win over his more heralded teammates.



"We had a great safety in Dawan Landry, but now we have Bernard. It's kind of like he filled the void and brought a little bit more to it," Suggs said. "Dawan was smart, but Bernard Pollard, he is smart as well as physical, and he complements our defense a lot."

---

## Harbaugh brothers ready for a different kind of family Thanksgiving

By Mark Maske  
The Washington Post  
November 22, 2011

There are no plans for the Harbaugh brothers to sit down together for a Thanksgiving meal Thursday. But their holiday will be all about family and football, two things they always have mixed seamlessly, and they seem perfectly content with that.

The NFL's first matchup of brothers as opposing head coaches comes Thursday night in Baltimore, with John Harbaugh's Ravens hosting Jim Harbaugh's San Francisco 49ers. It is a meeting of equally rugged first-place teams that would be compelling no matter who was calling the shots from the sideline.

But it is inescapable, even for two football lifers with coaching tunnel vision, that the night's biggest story line, by far, will be brother against brother.

"To say that's not there, that you're not thinking about it, I think probably wouldn't be real," John Harbaugh said. "I think it's an amazing thing. It's an historic thing. It's very special."

The Harbaughs' story has been well chronicled since Jim left Stanford in January to jump to the NFL. The brothers shared a room as kids and still call themselves best friends who haven't had a squabble for more than 20 years. They grew up around college football practice fields, tagging along with their father, Jack, a longtime coach who worked as an assistant to Bo Schembechler at Michigan and later won a then-Division I-AA national championship as Western Kentucky's head coach.

Jim was a standout college player as Schembechler's quarterback for the Wolverines from 1984 to 1986, and had a 15-year NFL playing career. John, older by 15 months, was a defensive back at Miami University in Ohio but didn't have NFL talent and began coaching for his father at Western Michigan at the age of 21. Jim followed them into coaching as well, and now the Harbaughs will be in the spotlight Thursday as pro football's first family of X's and O's.

"I couldn't be prouder of my family — prouder of my brother, prouder of my sister, prouder of my parents," Jim Harbaugh said in a conference call with reporters.

The brothers had countless sports-related competitions as kids, with John Harbaugh recalling that they fashioned sleeveless T-shirts into makeshift Big Ten uniforms. They also used a tennis ball and a coat-hanger rim to play each other in basketball. But they last opposed one another in a formal athletic setting as teenagers on a baseball diamond in Ann Arbor, Mich.

"I've never rooted against him, really, ever," John Harbaugh said. "We played against each other one time in baseball in high school, an American Legion team. My dad was actually coaching Jim's team. And we won, 1-0. That's the last time I remember. We were always on the same teams all the time. So it's going to be a little different that way."

Jim Harbaugh remembered that it was "a big game" for the team he and others formed after failing to make the cut for John's Baskin-Robbins team.

"We almost pulled off the [upset]," he said. "That would have been right up there with 'Rocky' and the 'Miracle on Ice.'"

Jack Harbaugh and his wife, Jackie, celebrate their 50th wedding anniversary Friday. They were in Baltimore for the Ravens' triumph Sunday over the Cincinnati Bengals. They plan to be at the stadium Thursday before the game but intend to leave before kickoff and watch on television.

"We'll be there, but we won't be there for the game," Jack Harbaugh said by telephone last week. "This is their opportunity, their moment. If we were in the stands, it would distract from the game and the teams."

Jack Harbaugh said he thinks his sons have remained as close as ever, even with both in the NFL. "I don't think their relationship has changed much at all," he said. "I don't know about the week of this game, but I know they communicate regularly. I don't see any difference."

The 49ers are scheduled to travel Wednesday to Baltimore and return home immediately after the game. The brothers' only Thanksgiving get-together, they say, will be on the field at M&T Bank Stadium.



"It's about football, really," John Harbaugh said in a conference call early this week. "We wouldn't have Thanksgiving together, anyway, if we were playing a normal game. But I'm sure both of our focus is going to be on the game and on our team. There's no time for anything else."

The Ravens, with a record of 7-3, are tied atop the AFC North with the Pittsburgh Steelers. The 49ers are 9-1, comfortably ahead in the NFC West and challenging the unbeaten Green Bay Packers for conference supremacy, transformed by Jim Harbaugh from a team that went 6-10 last season. The team had a saying used by the Harbaugh family — "Who's got it better than us? Nobody."—printed on T-shirts for its players. John Harbaugh said this week he wished he'd thought of that first.

John said the ticket-buying burden for the many family members coming to town for the game had fallen to him.

"I think all of the Harbaughs, the extended Harbaughs, will have a great time, one way or the other," John said. "I think there will be one Harbaugh side that will be really happy and there will be another Harbaugh side that will be really, really disappointed. And then Mom and Dad will be torn. That's kind of how I think it will go."

-----

## Ravens' Suggs establishing himself as one of best players in NFL

By Mike Preston  
The Baltimore Sun  
December 1, 2011

The only thing quiet about Terrell Suggs is the way his name is being mentioned as a Player of the Year candidate along with Tom Brady, Drew Brees and Aaron Rodgers.

He is in the company with some great quarterbacks. When you're a defensive player and you're in this class, oh, your game is at the highest level.

Through 11 games, Suggs has 49 tackles, including nine sacks, three forced fumbles and two interceptions. His play has been so dominant that few people in Baltimore talk about Ray Lewis' toe injury anymore, and the opposition has to game-plan for him.

The bigger the stage, the better Suggs plays. When the Ravens play the Pittsburgh Steelers, Suggs is usually the best player on the field. On Thanksgiving night in a nationally televised game, the Ravens racked up nine sacks against the San Francisco 49ers, and the biggest star was Suggs, who collected three.

"Prime-time TV," Suggs said of his performance. "All the football players wait their whole career to play on Thanksgiving. I never had a Thanksgiving game. It was my first one, so I knew a lot of my family members and a lot of the people who hadn't seen me play in a while were going to be watching. Knowing that, I kind of got after it and cut it on."

Suggs might be an outside linebacker, but he has a quarterback's charisma. He is a man who plays the game with boyish enthusiasm and knows how to turn it on when the cameras are rolling. On game day, Suggs is shown on the video board at M&T Bank Stadium several times a game.

Arnold Schwarzenegger never flexed that much in his prime.

Who is Suggs' favorite superhero?

"I definitely would say it was the Incredible Hulk," Suggs said. "I like how when he gets angry, he turns into the Hulk and he can just destroy things."

"I definitely practice in the mirror," Suggs, smiling, said about his flexing. "I like when the camera is on me. I like to entertain. I do like the attention, so I have to give the crowd a little something."

There will be those who criticize Suggs because at times he appears to be selfish and arrogant. I'd prefer to know who writes his scripts. Love or hate him, he comes up with some beautiful one-liners.

How about when he said of Ben Roethlisberger, "His soul belongs to God, but his ass belongs to me"?

He had another gem before the second Pittsburgh game this season, when he said: "We're taking 53 men to the apocalypse, and we ain't bringing flowers."



That was only a few days before he announced that he was from "Ball So Hard University" as the Ravens' defense was introduced on NBC.

"They just come right off the top," Suggs said of his one-liners. "I'm going to be totally honest with you. We are a little bit loony. Before we walk into this building, we might have all been normal, but to be a Raven, you have to be special. ... I just say whatever comes to my mind, and nine times out of 10, I'm winning and I hit home runs with one."

And for those who don't like him, guess what? He doesn't care.

"There is one thing I'm going to be, and that's me," Suggs said. "I know that everybody is not going to be a Terrell Suggs fan, and that's fine. For the people that are, I'm going to be myself and they are going to love me and they are going to enjoy it."

His teammates love Suggs. He's a throwback to the day of former Minnesota Vikings defensive lineman John Randle. He never shuts up and constantly sings in practice. He, Haloti Ngata and Jarret Johnson are the biggest pranksters on the team.

"I stole a guy's car [allegedly Paul Kruger's] and went and parked it at the park," Suggs said. "Then I gave him a treasure map of where to find it in downtown Baltimore, and it was really right around the corner."

The Ravens know the lighter side, but they've seen a different side this season. Suggs had taken on more of a leadership role and hasn't hesitated about challenging the offensive coaches about their game plans and not handing the ball more to running back Ray Rice.

While stepping up, Suggs hasn't stepped on the toes (pun intended) of Lewis.

"I think it just kind of happened; it wasn't forced upon me," said Suggs, in his ninth season. "I guess you do mature. I didn't think I ever would, but it's more of a 'let's get the job done' this year. I'm still the same guy. I'm still the jokester, but I'm more serious and I pay a little more attention to detail. "

And now, everybody seems to be paying more attention to Suggs. His name is being dropped in national columns, which is an accomplishment in itself with a team that has recognizable stars in Lewis and safety Ed Reed.

Opposing teams are starting to slide their protection toward him or double-teaming him, which should free up other players. A few years ago, Suggs had only one move: pure speed off the corner.

Now, he has an assortment and is setting up moves, which shows his versatility. A few defensive players might have a sack or two more than him, but Suggs is getting constant pressure.

"They've got to take care of him. I think in the last game, on Thursday night, the very first pressure we called, he lined up with two other guys to the right and they turned the protection [there], and we had a blitz coming from the other way," defensive coordinator Chuck Pagano said. "He'd be the first one to tell you that a couple games ago, he was sitting there and every time we came off, we'd design a bunch of things as a staff to try to get him loose just because of the protection issues.

"Everybody's making sure they take care of him. They're doubling, chipping, putting a tight end over there. But our guys do a great job of trying to come up with some different things. We had him lined up on the center one time, and we blitzed him up the A-gap. So we're trying to do our best to manage him to where we get him some singles — at least some singles to where they can't double him."

-----

## Ravens win in December with standard formula

By David Ginsburg  
The Associated Press  
December 6, 2011

OWINGS MILLS, Md. - The Baltimore Ravens appear to be at their best offensively when quarterback Joe Flacco spends most of the game handing off the football instead of dropping back to throw. That's how the Ravens beat Cleveland on Sunday, and that just might be their best course of action right up to and through the playoffs.

Baltimore (9-3) set a franchise record with 55 rushing attempts against the Browns in a 24-10 victory. Ray Rice led the way with a career-best 204 yards rushing on 29 carries, and Ricky Williams chipped in with 76 yards on 16 attempts.



The Ravens won their only Super Bowl in 2001 with an offense dominated by running back Jamal Lewis and a defense centered around middle linebacker Ray Lewis. Jamal Lewis is retired and Ray Lewis has missed three straight games with a toe injury, but the formula for success hasn't changed.

"We believe in running the football, absolutely," coach John Harbaugh said Monday. "We think you have to run the ball and stop the run to be the kind of physical football team we want to be."

Flacco threw only 23 passes against the Browns, but Harbaugh attributed the run-pass imbalance in part to the muddy field in Cleveland.

"We felt like we could run the ball, possibly. We wanted to be able to do that," the coach said. "On the same token, it was rainy and it was windy and the field was real sloppy. The conditions for throwing the ball weren't really ideal. ... We try to be built for all weather conditions, but I think the way the game played out, the type of game it was, the best approach was to run the ball and keep running the ball because we were having some success doing it."

In losses to Jacksonville and Seattle, the Ravens abandoned the run and attempted to win through the air. Baltimore has won its share of games on the strength of Flacco's throwing arm, but this team seems to be at its best when it uses the run to set up the pass.

Against the Browns, the offensive line was only too happy to surge forward instead of drop back into pass protection.

"The guys up front did a great job," fullback Vonta Leach said. "Ray did a good job of hitting those holes. Obviously with the weather the way it was and the field the way it was, you got to run the ball. We established the run and we kept with it."

Center Matt Birk said, "That's what we need to do. It was that kind of game. As an offense, we were able to run the ball."

The Ravens have thrown 412 passes this season and have 284 rushes. That is, in part, because the NFL has become a passing league and Baltimore has a host of capable receivers, including Anquan Boldin and Torrey Smith. So Harbaugh isn't about to commit entirely to the run as the Ravens seek to stay on course to capture the AFC North title — and perhaps the top seed in the conference.

"The teams that are scoring the most points are the teams that are throwing the ball the most," Harbaugh said. "But our objective here is not to score the most points, per se. It's to score more points than our opponent on any given Sunday. That's why we're really not willing to sit here and say that we are a run-first outfit."

But to win in December, when the weather gets cold and the pressure to win intensifies, the Ravens have found that smashmouth football is far more effective than finesse.

"We've always had good teams. We play good defense. We've been able to run the ball," Harbaugh said. "Some years we've been better running the ball. We'd like to believe that we're built for December. Everything we do is built for December. We're trying to be our best in December and January."

The Ravens have four games left, the next three against losing teams. The winless Indianapolis Colts (0-12) come to Baltimore on Sunday, and although it seems as if the Ravens could afford to let Lewis rest his ailing right toe another week, Harbaugh doesn't see it that way.

"We're going to try to win the game against the Colts," Harbaugh said. "We want to go in there full strength. Obviously a healthy Ray Lewis, playing at the calibre he's capable of playing at, helps us beat the Colts. Is he going to be ready to do that? We don't know. He says he's going to be ready to do it. He's got some orthotics that may give him a chance."

Baltimore has won three straight without Lewis, who has watched from the sideline in each instance.

"We have, probably, been somewhat cautious," Harbaugh acknowledged. "We want to make sure that he doesn't re-injure it. So, we'll just have to see how it goes again this week."

-----

## Tough guy Yanda one of the game's best

By Aaron Wilson  
Carroll County Times  
December 8, 2011

OWINGS MILLS -- Hauling buckets of grain, performing back-breaking chores, pitching out calf stalls at the family dairy farm later devoted to raising pigs, Marshal Yanda built his legendary toughness.



Growing up on the farm outside of rural Anamosa, Iowa, the Baltimore Ravens' gritty offensive guard would rise at dawn to tend to the animals.

And the farm work became a competition with his older sister, Katie, before and after school.

"We always worked hard, and that pretty much set the foundation of my work ethic," Yanda said. "That's how I go about my day, working hard for the things that you want."

Yanda grew up four-wheeling, bouncing on a trampoline, go-kart racing and playing basketball.

He later emerged as a scholarship football player and captain of the Iowa Hawkeyes football team following a detour at a junior college after he didn't apply himself academically in high school.

Today, Yanda has established himself as one of the top offensive guards in the game. He returned to his natural right guard spot this year after signing a five-year, \$32 million contract that included a \$10 million signing bonus.

Engulfing defensive linemen with a powerful hand punch and leg drive, the 6-foot-3, 315-pounder has provided strong blocking for the sixth-highest scoring offense in the league.

Every snap is a heavyweight fight with Yanda, who transforms football into a brawl with his go-for-the-throat mentality as he plays to the echo of the whistle.

"He's one of the toughest guys I know," right offensive tackle Michael Oher said. "I know if I had to be stuck in an alley and had to pick one person to be with, I would pick Marshal to watch my back. I love playing besides him.

"If I have a big game, it's because of him. If I'm having a good season, it's because of Marshal. If he don't make the Pro Bowl, I'm going to be pissed."

Capable of playing either offensive guard or tackle, Yanda tore three ligaments in his right knee against the Indianapolis Colts three years ago. He regained his leg strength through a grueling rehabilitation.

Three seasons later, the former third-round draft pick brings a sturdy presence to the line of scrimmage.

"You always want to try to be physical," Yanda said. "They instill that in offensive linemen. You've always got to be physical and try to really dominate guys."

Yanda led a lot of the interference for Pro Bowl running back Ray Rice during the Ravens' 24-10 victory over the Cleveland Browns on Sunday.

Rice gained a career-high 204 yards and scored a touchdown, and Baltimore set a franchise record with 55 rushing attempts. The Ravens rushed for 290 yards, the third-most in franchise history.

In particular, Yanda's ability to pull and kick out defensive ends and linebackers was a pivotal factor in Rice having gaping holes to roam through.

"If you want to talk about every single little technique, I can't think of one that he's not good at," Ravens coach John Harbaugh said. "He executes every technique very well. He's really strong, really strong, great feet, a good bender.

"But that's not what makes him the player he is. I think it's just his personality, who he is as a person. Nobody works harder than Marshal. Nobody cares more."

The lore about Yanda reaches beyond stonewalling Pittsburgh Steelers All-Pro outside linebacker LaMarr Woodley or blocking defensive ends that tower above him.

On cash bet during his rookie year, Yanda supposedly took three Taser shots to the chest.

The story gets better every year since it was actually a stun gun that former cornerback Samari Rolle once brought to work.

"It wasn't like a cop's Taser, and it wasn't that high voltage since Samari had the batteries on low," Yanda said. "It wasn't bad at all. They built it up where I got tased. Hey, it was a bet."

High-intensity and relentless, Yanda is a mauling blocker despite a lack of ideal size.

The avid outdoorsman plays with a pronounced nasty streak.





"It all starts with being physical," Yanda said. "You have to think aiming point, assignment and landmarks when you're blocking."

Other than his bank account, money hasn't changed Yanda's lifestyle.

He remains a modest individual whose biggest splurge was purchasing a larger house near the Ravens' training complex with a backyard for his wife, Shannon, and their young son, Graham.

"It's not necessarily about the money, it's more about pride in the game and doing my job for the team," Yanda said. "The money is great, but when I'm out on the field, I'm thinking about making blocks so my team can win and doing my part to the best of my ability. I'm really happy to be here."

---

## Rice Becomes NFL Yards Leader

*Even while setting career marks, Ray Rice feels fresh heading into the final stretch*

By Garrett Downing  
BaltimoreRavens.com  
December 11, 2011

Good things happen when Ray Rice has the ball in his hands.

In his encore to the best rushing performance of his career, Rice set a handful of personal bests and again etched his name in the record books as the Ravens beat the Indianapolis Colts 24-10.

"That's what this time of year is going to have to be about," Ravens Head Coach John Harbaugh said. "If you can run the ball and stop the run, you should always have a chance this time of the year."

Rice topped 100 yards rushing in back-to-back games for the first time in his career, and picked up 149 total yards from scrimmage.

The big day made Rice the NFL's leader with 1,622 yards from scrimmage (1,029 rushing, 593 receiving), moving him ahead of Chicago running back Matt Forte, who was inactive for the Bears game today. Rice could keep the lead since Forte's early prognosis after injuring his MCL on Dec. 4 had a two- to six-week time frame for recovery.

Rice carried the ball 26 times for 103 yards and a touchdown, which put him over 1,000 rushing yards on the season for the third straight year. Rice became the first Ravens running back since the franchise's all-time rushing leader Jamal Lewis to top 1,000 yards in three straight seasons.

"It means a lot to me," Rice said. "Obviously anytime I do something, I give my credit to the offensive line, but to do three straight, it does say something, and consistency matters."

Just like he has done all year, Rice also played a large part in the passing game. He caught six passes for 46 yards and those six catches moved Rice into third place all-time in Ravens receptions, behind only tight end Todd Heap and wide receiver Derrick Mason.

"I don't want to be a guy who was a 'one-hit wonder,' and all that stuff," Rice said. "I try to just stay the course."

Rice was the motor for the offense, which collected 358 total yards and punted just three times. Baltimore passed 31 times and ran 37, and controlled the ball for 36 minutes and 8 seconds.

The run complemented the pass, and the Ravens had both working.

"I thought it was a good blend," Harbaugh said.

Rice's one touchdown came early in the second quarter, which capped off a 10-play drive. The 6-yard carry gave Baltimore a 17-0 lead, effectively putting the game out of reach after the Ravens first three possessions.

"We had to [score fast]," Rice said. "We've been victims of not bringing our best and we've been beat, so it was one of those situations where we wanted to come out and score to help our defense out."

Rice has been the defense's best friend lately, as he is in the midst of one of the best stretches of his career, and the offense appears to be clicking.

"We're just playing good team football," Rice said.



Earlier in the season, his production was down, as he had limited touches in losses to Jacksonville and Seattle. After both games, team leaders like Terrell Suggs and Ray Lewis were vocal about the importance of getting Rice more involved in games.

In the four games since the loss to Seattle, Rice has averaged 117.5 rushing yards and had at least 20 carries in each game. The Ravens are 4-0 during that stretch.

"I guess I could say I'm pretty fresh going into it right now, considering the workload I had in the first half of the season," Rice said. "I'm not saying I saved my best for the end of the season, but I'm doing a great job of keeping myself fresh."

"I know there's a lot more football left."

---

## Torrey Smith Breaks Ravens Rookie Record

By Ryan Mink  
BaltimoreRavens.com  
December 22, 2011

Of any rookie class in NFL history, this one should have it the toughest.

Because of the lockout and forfeited camps, the rookies came in especially green. Wide receiver Torrey Smith said he felt like somebody coming off the streets.

Yet Smith is having perhaps the best rookie season of any Raven in franchise history.

Last Sunday night, Smith broke running back Jamal Lewis' Ravens rookie record with his seventh touchdown of the season, a streaking 36-yard touchdown across the middle.

"Put behind the eight-ball, it's been pretty amazing what he's done," Ravens Wide Receivers Coach Jim Hostler said.

"I tell him all the time, he's far surpassed my expectations. He's way down the road where I thought he was going to be."

Smith's seven touchdowns are tied for the most among NFL rookies with Cincinnati's A.J. Green. His 770 receiving yards are the second-most in the NFL behind Green.

But how does it stack up in the Ravens annals?

Lewis started 13 games and ran 309 times for 1,364 yards and six touchdowns. He caught 27 passes for 296 yards and was a major reason why the Ravens reached the Super Bowl.

Smith has also altered Baltimore's offense – giving it a long-lacking vertical threat. Whether it's enough to help take the Ravens to the Super Bowl remains to be seen.

Lewis smiled and said "it's great" that Smith broke his record. He's been watching him this season.

"Torrey has come out and progressed and done very well," Lewis said. "He's respected around the league with his speed. ... He's a big, big addition to this offense."

There's no denying that Smith has had a remarkable rookie season. Hostler said a big reason is that Smith has overcome obstacles.

First it was the previously mentioned lockout, which put the rookies in overtime trying to learn the system. But Smith bought in from the start, Hostler said.

"You don't have to spend time to keep convincing him to do it our way," he said.

Second, Baltimore had just cut veteran receiver Derrick Mason and had yet to trade for veteran Lee Evans, which put Smith's progression on fast forward. He was immediately placed on the first team opposite Anquan Boldin.

"Force-feeding me helped a lot," said Smith, who will now step into an even larger role with Boldin out.

What it also did was apply more stress, which Hostler said led to a few of Smith's early "breakdowns." It was all part of Hostler's process.



"We grind the rookies down probably a lot more than other teams do," Hostler said. "They don't have a chance to ease into it. That was a little bit of a shock to him."

Third, Smith had some problems with drops in training camp practices that ultimately pushed him to fight harder. His mistakes were displayed for everybody to see when he had a pair of drops against the Washington Redskins in the preseason.

He had a total of four receptions in the preseason, fewer than fourth-round pick Tandon Doss and the same as undrafted rookie LaQuan Williams. The second-round Maryland product admitted he was pressing.

Through those times, Hostler saw the maturity that factored into the front office's decision to draft Smith.

The struggles led Smith to roll up his sleeves and work harder. Throughout the season, he's taken extra balls from the JUGS machine after practice, even on players' days off on Tuesday, to improve his hands. He's also come a long way in his route-running, ensuring that he's not just a speed burner.

"A lot of guys can't accept or handle failure. He's extremely good at it and can grow from it and get better from it," Hostler said.

"Through those down times, you're always looking for that little indication that he's not going to be able to pull out of it, that he's not going to accept coaching well enough to pull out of it. It's all a credit to Torrey that he was."

Hostler said he was absolutely happy – as strange as it sounds – that Smith had some early drops. Looking back on it now, Smith is too.

"I've been through things already that vets haven't experienced," he said with a chuckle. "I've been as high as you can be and as low as you can be. I think it helps you be level-headed."

Smith was aware that he broke Lewis' record. But when asked how much it meant to him, he showed some more of that modesty and maturity.

"Not much really," he said. "I've been able to have a little bit of success, but the biggest thing for me is winning."

-----

## **Ravens Go 8-0 At Home for First Time**

***Head Coach John Harbaugh dedicated the game ball to the fans of Baltimore***

By Garrett Downing  
BaltimoreRavens.com  
December 25, 2011

Ravens Head Coach John Harbaugh walked into his postgame press conference carrying a game ball from his team's 20-14 victory over the Cleveland Browns.

In his opening statement, Harbaugh dedicated the ball to the fans of Baltimore, who played a key part in helping the Ravens complete an undefeated at regular season home record for the first time in franchise history.

"8-0 at home for the first time in the history of the franchise is a tremendous accomplishment," Harbaugh said. "Credit goes to the players, first. It goes to the coaches, but it also goes to our fans. I think over the course of time since the Ravens came to Baltimore, and from my experience here in the last four years, there's not a better stadium in the league than M&T Bank Stadium."

As a tribute to the fans, the ball will be put on display at the Ravens' practice facility in Owings Mills.

"We'll find a spot at The Castle for this and display it very prominently," Harbaugh said.

The win improves the Ravens current streak to a franchise-best 10 straight wins at home, and keeps the Ravens in line to bring the postseason to Baltimore.

Since Harbaugh took over as head coach in 2008, the Ravens have compiled a 27-5 record, second best in the NFL behind New England. Baltimore has consistently been one of the best teams in the NFL in front of their home crowd, but until Sunday the Ravens had never finished the regular season with an 8-0 mark at home.

"I've never been perfect at home in 16 years of football," veteran linebacker Ray Lewis said. "And that's amazing, because as good of teams as we've had here, we've always found a way to lose one or two, here or there."



"But I think this year we really made our focus on taking care of home, and our team came in, and we did a great job taking care of home."

The impact of the home crowd was felt at certain points of the game, specifically on the final drive of the first half. The Browns got the ball down near the Ravens end zone, but ran a play to running back Peyton Hillis with 11 seconds left from the three yard line. Hillis was stuffed on the play, and the Browns ran out of time to attempt a field goal before the end of the half.

After the game, Browns quarterback Seneca Wallace said the crowd was a factor in the confusion.

"It was very loud in that end," Wallace said. "It was bad communication."

The Ravens have been a different team when playing on the road, as they're just 3-4 away from M&T Bank Stadium.

They now have a chance to ensure that Saturday's victory wasn't the final game of the season at M&T Bank Stadium. A win over Cincinnati next week ensures that at least the Divisional Round will be played in Baltimore, where the Ravens have proven they are incredibly tough to beat.

"We are our best team when we're in M&T [Bank Stadium] and our fans are rocking," outside linebacker Terrell Suggs said. "So, we definitely need a home playoff game by any means necessary."

-----

## Ravens have playoff mentality

By Aaron Wilson  
Carroll County Times  
December 25, 2011

BALTIMORE — As far as the Baltimore Ravens are concerned, the playoffs essentially launch in earnest next week.

That's when they square off on the road with the Cincinnati Bengals, an obstacle standing in their way of clinching the AFC North division title, a first-round bye and emerging as at least the second playoff seed in the AFC.

And the Bengals (9-6) are attempting to earn the sixth and final wild-card berth in the AFC by beating the Ravens.

"It's going to be a war, man," Ravens veteran outside linebacker Jarret Johnson said. "They're fighting for their life. We're fighting for the division. So, it's going to be a playoff game."

Provided the Ravens (11-4) complete their first sweep of the AFC North division in franchise history with a win over the Bengals, they'll be assured of playing at least one more game at M&T Bank Stadium.

That's where they finished 8-0 after a fairly lackluster 20-14 victory over the Cleveland Browns on Christmas Eve.

Considering the Ravens are 3-4 on the road this season, winning this game is imperative.

"It's big, man.," outside linebacker Terrell Suggs said when asked about the importance of playing at home. "We want a chance at winning, and you've got a better chance to do it when you're at home. And our fans, I consider myself to be a player of the people, and we are our best team when we're in M&T and our fans are rocking. So, we definitely need a home playoff game by any means necessary."

There's even a chance the Ravens could secure the top seed in the AFC and home-field advantage throughout the playoffs if the New England Patriots lose to the Buffalo Bills next week and Baltimore manages to beat the Bengals for a second time.

If the Ravens lose to the Bengals and the Pittsburgh Steelers defeat the Browns again, the Steelers would win the division.

In order to avoid that scenario, the Ravens will need to play better after two rough weeks in a row.

Although they've now won five of their past six games, the Ravens didn't look good in the second half against the Browns as they allowed 14 unanswered points. That included an 84-yard punt return for a touchdown surrendered to return specialist Josh Cribbs and a Seneca Wallace touchdown pass to tight end Evan Moore.



One week after being embarrassed by the San Diego Chargers during a 34-14 loss where the secondary was shredded by Philip Rivers and the run defense gave up three touchdown runs, the Ravens were repeatedly gashed by Browns running back Peyton Hillis for 112 rushing yards on 24 carries.

"I think the perfect time to hit on all cylinders is to get in the playoffs," middle linebacker Ray Lewis said. "The thing that we did now is put ourselves in a great position for the fourth year in a row, being back in the playoffs. Now, it's up to us to go out and finish what we're trying to finish, and that's when you start clicking.

"It's one thing to play these great games during the year and whatever but for us now, it's about playing those great games in the playoffs. That's the next step for us."

Despite the Ravens' record, their last two impressive wins came against the Bengals and the San Francisco 49ers last month.

And the Ravens were plagued by dropped passes and a special-teams breakdown for their third return allowed for a touchdown this season. That hasn't happened since 2002.

"Sometimes we say it's not perfect and it's not pretty, and it was not," coach John Harbaugh said. "But in this league and this environment against this football team, the Cleveland Brown, they made it tough on a lot of people this year, our guys found a way to win the game at the end and that's what counts. ... I was a little disappointed with some of the drops. It wouldn't have been a game if we'd have converted on third down."

Joe Flacco was intercepted once against the Browns by cornerback Sheldon Brown and twice against the Chargers.

However, he doesn't think the Ravens played badly against the Browns.

"San Diego, we just kind of got hit," Flacco said. "They got us. It happens sometimes. In this game, I don't think we didn't play well. I just think we had a couple of plays where we could have done the simple thing better and we would have been perfect. I see where you're coming from just because of the way the game looked, but I don't think we didn't play well."

The Browns are a 4-11 outfit, though.

The Bengals are far more formidable.

Rookie quarterback Andy Dalton has passed for 3,166 yards and 20 touchdowns, and talented rookie wide receiver A.J. Green has caught 63 passes for 1,031 yards and seven touchdowns.

"We have to get better," strong safety Bernard Pollard said. "We have not reached our best point yet. We reach our best point when we hold that trophy up. We have to get back in this thing, and get ready to play football next week."

Enthused about the Ravens' record at home that includes victories in 18 of their past 19 games in Baltimore, Pollard acknowledged the difficulties the team has experienced away from the friendly confines of M&T Bank Stadium.

That includes road losses to the Tennessee Titans, Jacksonville Jaguars, Seattle Seahawks and the Chargers.

"That's exciting, but we have to fix the other part, though," Pollard said of the undefeated home record. "Next week we're going on the road, into a hostile environment, and they're going to give us their best shot. We're going to get better. We're going to get sound. We're going to iron this out and get ready to play football."

---

### **Seven Ravens selected to next month's Pro Bowl *Rice, Leach, Yanda, Suggs, Lewis, Ngata and Reed named***

By Jeff Zrebiec  
The Baltimore Sun  
December 27, 2011

The Ravens, who enter Sunday's regular-season finale against the Cincinnati Bengals as the No. 2 seed in the AFC, could be well-represented next month in the Pro Bowl with seven players being selected Tuesday for the game, including six as starters.

But count linebacker Terrell Suggs among the Ravens who have no desire to be in Honolulu on Jan. 29.



“To be clear, I have no intentions of playing in the Pro Bowl,” said Suggs. “I plan on being in practice with my teammates that week, getting ready for the Super Bowl.”

Suggs did say that he was “excited and honored” but he made it clear that cold Indianapolis — and not sunny Hawaii — is the desired destination for the Ravens, who nonetheless garnered the second-most Pro Bowl selections in team history. Only the New England Patriots and San Francisco 49ers had more with eight apiece. The Green Bay Packers also had seven selections.

Suggs, middle linebacker Ray Lewis, defensive tackle Haloti Ngata, safety Ed Reed, running back Ray Rice and fullback Vonta Leach were named Pro Bowl starters. Right guard Marshal Yanda was selected as a reserve for the first time in his five-year career.

“I am ecstatic, that is really the only thing I can say,” said Yanda, who re-signed with the Ravens this offseason, getting a five-year and \$32 million contract. “This is such a great honor, something that I never really expected. When I made it to the NFL, I was so happy to be on a team and playing in the league, and now, to be a part of a Pro Bowl team is something very special. You don’t get there alone. You have to be on a good team and playing well as a unit. I am thankful for my teammates and coaches who helped get me to where I am.”

Yanda — who has not been called for a penalty all season — and Leach have helped clear the way for Rice, who leads the NFL with 1,869 yards from scrimmage and is fifth with 1,173 rushing yards. Both Leach and Rice will go to the Pro Bowl for the second time in their careers.

“This is a team award, and I hope that everyone on our team can take pride in the fact that they helped seven of their teammates attain this honor,” said Rice who has 13 touchdowns, tied for the fifth most in the NFL. “But I will celebrate after the season. We have unfinished business to take care of over the next few weeks.”

Leach made the team last year as the lead blocker for Houston Texans star running back Arian Foster, but he took extra pride in earning the recognition with the Ravens, and specifically with Rice.

“This means a lot to me, especially with it being my first year on a new team. With changing teams, the lockout and trying to learn a new playbook, I am so proud and happy to be going my backfield mate,” he said. “This is a great thing and something to celebrate, but that will have to wait until after the season. Right now, we are getting ready for Cincinnati and a strong playoff run.”

Pro Bowl recognition has almost become almost routine for the Ravens’ celebrated defensive standouts. Lewis has been selected for the game 13 times in his 16-year career, Reed has been named eight times in his 10-year career, Suggs has gone five times in nine years and Ngata three times in six seasons.

Lewis and Reed have been named to every AFC Pro Bowl team since 2005, and their inclusion this year comes despite the fact that both have had relatively quiet seasons, at least in terms of big plays. Lewis has a team-high 88 tackles to go along with two sacks, one interception, six passes defended and two forced fumbles despite missing four games with a toe injury. Reed has 48 tackles, three interceptions, one sack, eight passes defended and one forced fumble.

“It’s definitely an honor and a blessing,” Reed said. “To come back after an injury last year and to be voted by my peers and fans is special. I am very appreciative of the honor, but right now, there are bigger goals in mind. With the Bengals coming up this week and a push to the playoffs, we have a lot of work ahead of us, but this is definitely something I am proud of and am thankful for.”

Suggs leads the AFC with a career-high 13 sacks. He also has 64 total tackles, two interceptions and six forced fumbles.

The Pro Bowl teams are based on the votes of fans, players and coaches, with each counting for a third of the total. There were 43 players chosen per team.

Left guard Ben Grubbs was named a first alternate for the Pro Bowl, meaning that he would get an invitation to the game if any guard on the AFC team can’t attend.

Special teams ace and linebacker Brendon Ayanbadejo was selected as a second alternate. Quarterback Joe Flacco and safety Bernard Pollard are third alternates, and right tackle Michael Oher is a fourth alternate.

“When I found out, I felt the same way I did the first time I made it,” Ngata said. “I know that this wouldn’t be possible without my teammates. Hopefully, though, I won’t be able to play in the Pro Bowl because I want to be playing in Indy.”



## Lewis: These Opportunities are Rare

*The Ravens linebacker is focused on going to the 'next level' this season.*

By Garrett Downing  
BaltimoreRavens.com  
December 29, 2011

Ray Lewis has seen just about everything in his time with the Ravens.

He's been a Super Bowl MVP for the organization's one championship, and he's also suffered through some four-and five-win seasons in the earlier years of the franchise. Lewis has long been the face of the organization and he's headed to the Hall of Fame whenever he decides to call it a career. But before he gets to that point, his focus is bringing another championship to Baltimore.

And he recognizes this season as a great opportunity to do just that.

"Opportunities come few, they come very few," Lewis said. "But I think right now, we have the team that understands that."

The Ravens have made the playoffs for four straight seasons, the longest current streak in the NFL, and have been one of the league's most successful franchises in recent years. Returning to the Super Bowl, however, hasn't been done since they hoisted the Lombardi Trophy in 2000.

Lewis hopes to change that this season.

"Being in [the playoffs] the last four years, I don't think it's about postseason for me anymore," Lewis said. "It's mostly about finishing that. It's mostly about going to the next level."

For years, Lewis has been the leader of the locker room and this season he has harped on the point that while they have been perennial playoff contenders, chances like the Ravens have this season to win a title are rare.

"I was just talking to Ray [Rice] and was telling him we've gone from year one with him, and now we're in year four already with him," Lewis said. "And you see how quickly it can go by. But the opportunities go by even faster."

Lewis also knows how quick a team's fortunes can change.

A year after the Ravens went 13-3 in 2006, they won five games, and the veteran linebacker hasn't forgotten the struggles through some of the tough seasons.

"I remember everything, man," Lewis joked.

When the organization arrived in Baltimore, the Ravens won 16 games in the first three seasons. During those early years, Lewis said he remembered looking around at some of the top teams in the league, and hoping that the Ravens would someday be in that class.

"Now we have that," Lewis said. "Now we have what all of the years I'd use to look at all these other teams [and think], 'Man, one day, hopefully we're there.' Now we're one of those teams to where we're in the playoffs every year and we are always contending for the titles and things."

Now that the Ravens are in the group, Lewis is emphasizing it's nothing to take for granted and they have to pounce on the opportunity.

"I think this team has matured enough," Lewis said. "Now we have a lot of key pieces that have matured to the point that they see that it is right now that we need to go do what we need to do."



## Playoff football returns to Baltimore as Ravens win AFC North

### *There hasn't been a January NFL game in the city since 2007*

By Jeff Zrebiec  
The Baltimore Sun  
January 1, 2012

CINCINNATI — For the first time since 2007, Baltimore will host an NFL playoff game.

A tense 24-16 victory over the Cincinnati Bengals, highlighted by touchdown runs of 70 and 51 yards by Ray Rice, gave the Ravens the AFC North title — the third division championship in team history — and resulted in them clinching the conference's second seed, a first-round bye and a second-round home playoff game.

Across the city, fans decked in their usual purple flocked to bars. They hung on every play, their emotions as tangled as those of the coaches and players.

"We all felt it right here, right in the pit of our stomachs. Our football team really wanted to win this game," Ravens coach John Harbaugh said. "We really needed to win this game. I think it's the best division in football. It's not even close. For our team to sweep the division and to go undefeated at home, I'm just so proud of these guys for that. This is one championship. We still have two more that we're shooting for, the conference championship obviously and a world championship."

For now, the Ravens, who finished the regular season at 12-4 and won all six games in their division for the first time in team history, will have to settle for a much-needed week off, and then a second-round matchup at M&T Bank Stadium, where they went 8-0 this season. It's their first division title since the 2006 season, which was also the last time the Ravens had a home playoff game.

Will Doering of Baltimore knows playoff football will change the city and has yearned for its return. In the third quarter of the game, it looked like he could finally get his wish — and the 27-year-old said he couldn't wait to see the city support its team.

"It's going to be a completely different atmosphere," said Doering, who was watching the game at Stalking Horse in Federal Hill.

Near Doering stood Shaun Downey, who called Baltimore "a happier place to be when there's a home football game." He even notices it at the high school where he teaches.

"The students are happier, the teachers are happier, the parents are happier," said Downey, 32, who lives in Middle River.

Downey also works as a bouncer at the bar and said a home playoff game would be a boon to local businesses.

"It's another weekend of people coming into town, plus the regulars," he said.

The outcome of Sunday's game was in doubt until the final seconds, as Bengals rookie quarterback Andy Dalton drove his team down to the Ravens' 33-yard line with 11 seconds to go but couldn't find a receiver on two final throws.

The Ravens, who had trouble all year winning on the road, sprinted off the sidelines to celebrate.

The Bengals, who thought they needed a victory to make the playoffs, wound up getting in anyway, thanks to losses by the New York Jets, Oakland Raiders and Denver Broncos. They'll start the playoffs 4:30 next Saturday at the AFC South champion Houston Texans.

The Ravens, meanwhile, will enjoy the first round at home as several of their banged up players will get an important week of rest.

"It was obviously pretty exciting," said Ravens fourth-year quarterback Joe Flacco, who has already played in seven playoff games in his career, none of them at home. "We haven't won a division since I've been here. Just to do it the way we did, to go undefeated in a division that has three playoff teams was pretty big."

Back in Federal Hill, the sounds of shouts and cheers from the packed bars spilled outside.

At Mother's, Caren Pozanek of Reisterstown watched the game with her husband and son.

"Hopefully we can win this and have home-field advantage, because we're not so good on the road," she said during the game, "but we're doing pretty well today."

"Our city supports our team more than anyone," said her husband, Keith, 48. "That's why we're so great at home."

The Pozaneks are "a big Ravens family," Caren Pozanek said, adding that her 18-year-old daughter is a die-hard Ray Rice fan.





On a cold and windy day at Paul Brown Stadium, Flacco happily played a supporting role, throwing one 9-yard touchdown pass to Dennis Pitta to give the Ravens a two-touchdown lead just before halftime, but otherwise handing the ball off to Rice.

Rice finished with 191 rushing yards and two touchdowns on 24 carries, setting a single-season team record with 15 touchdowns. His 70-yard touchdown run, sprung by a great play by right guard Marshal Yanda, who wasn't even expected to play in the game because of injuries, came on the Ravens' fourth play from scrimmage.

Rice's 51-yard run, which came three plays after linebacker Terrell Suggs stripped Bengals tight end Jermaine Gresham of the football with the Bengals attempting to go in for a go-ahead score, gave the Ravens a 24-13 lead with 5:41 to go.

There were some anxious moments that followed, but the Ravens reveled in securing exactly what they had talked about since the start of the season: the division championship, a first-round bye and at least one home playoff game.

"This is very humbling, just because of the things that you go through during the course of the season — the highs, the lows, the ups and the downs," said Rice. "To be able to go on the road to secure a home playoff game, the feeling in that locker room was like no other. I can only imagine what the city of Baltimore is doing right now. It's amazing."

-----

## Rice Carries Ravens With Monster Day

*The Pro Bowl running back ran for 191 yards and two touchdowns on 24 carries*

By Ryan Mink  
BaltimoreRavens.com  
January 1, 2012

The Ravens have ridden running back Ray Rice down the stretch this year. And he put them on his back when it mattered most. In windy conditions in Cincinnati, Rice had a monster day to push the Ravens to the AFC North crown. He ran for 191 yards and two touchdowns on 24 carries. Rice said this week that he had been to every AFC playoff game except for one – a home game. That was his driving force.

"It's the first one for me, Joe [Flacco], Coach [John] Harbaugh," Rice said. "We all came in together, and it's just great to get that feeling now."

Rice, who was named to his second Pro Bowl this past week, broke several personal and team records on Sunday.

He notched 15 touchdowns this year, setting a new team record. His 1,339 rushing yards this season are a new personal single-season high. He posted 2,068 total yards this season, a new career-high. It's his second year in a row with more than 2,000 total yards.

Rice joins longtime St. Louis Rams running back Marshall Faulk as the only players in league history to register at least 1,200 rushing yards and 700 receiving yards in multiple seasons.

But records weren't what Rice was running for on Sunday. With wind gusts of up to 30 miles per hour in Cincinnati, it was a better day to run than pass.

And Rice didn't waste any time in making his impact felt.

On just the fourth play from scrimmage, Rice burst up field for a 70-yard touchdown that gave the Ravens a lead they never surrendered. It was the longest regular-season run of his career, topping a 67-yarder against Cleveland. Rice cut behind right guard Marshal Yanda, who started despite rib and thigh bruises that made him doubtful to play. Blocks by fellow Pro Bowler Vonta Leach and right tackle Michael Oher sprung Rice.

"It was a total team effort," Rice said. "Running backs, we get the glory. But man, I know it's going to get expensive with what I have to get for my offensive line.

"But don't worry about it. It ain't about the money. I have to get those guys something nice. They set it up for me nice this year."

Rice continued to bang away at the Bengals defensive line, then laid down the hammer in the fourth quarter with his 51-yard touchdown. The Ravens had just a four-point lead at the time. Rice made it 24-13 with five minutes, 52 seconds remaining. Rice largely carried the Ravens offense down the stretch of the regular season.

It started with 104 yards against the Bengals in their first matchup on Nov. 20. He piled up 204 yards in a win over Cleveland two weeks later, then ripped off 103 against Indianapolis the next. Rice had a career-long, 42-yard touchdown catch against Cleveland last week.



As they head into a bye week, the Ravens can thank their running back and let him get some rest.

But Rice spent his postgame press conference thanking them. He was particularly inspired by the fact that Yanda was even playing.

"For Marshal Yanda to even be playing was huge," Rice said.

"The run game is different when he's not in there. So for him to say, 'You know what, I'm going to tough this one out because I know what's at stake,' shows what kind of guys we have on our team."

Rice finished his second touchdown run of the day with a leap into the end zone as he stumbled down the stretch. But he has done anything but falter at the end of this year. With the Ravens needing every single win to hold onto the division lead over the Pittsburgh Steelers, Rice helped carried the offense in the colder months of the season.

"December, January football in the AFC North, you have to be able to run the ball and you have to complete passes," Head Coach John Harbaugh said.

"Sometimes in the running game, you have to keep pounding it in there. ... We broke one there [with the 51-yarder]. I think Ray finishing both those runs was pretty impressive."

-----

## Ravens relish AFC North title, playoff bye and home postseason game

By Dave Ginsburg  
Associated Press  
January 2, 2012

OWINGS MILLS, Md. — For the Baltimore Ravens, the benefits that come with their first AFC North title since 2006 begin with a much-needed bye that should enable several injured players to heal before the team begins a markedly different playoff drive.

By defeating the Cincinnati Bengals 24-16 on Sunday, the Ravens (12-4) earned the No. 2 seed in the AFC and a two-week rest.

"It's a great win in a lot of ways," coach John Harbaugh said Monday before rattling off the names of 10 ailing players, all of whom should be ready to play in Baltimore's next game — at home on Sunday, Jan. 15.

The injury list starts with wide receiver Anquan Boldin, who missed the final two regular season games with a knee injury. Safety Bernard Pollard sprained a wrist and received a bruised elbow on Sunday; linebacker Jameel McClain sprained an MCL; defensive tackle Haloti Ngata cut his elbow and guard Mashal Yanda played with sore ribs.

Others who will benefit from the week of rest: Defensive tackle Terrence Cody (strained left hip), linebacker Dannell Ellerbe (concussion), defensive backs Tom Zbikowski (concussion) and Jimmy Smith (concussion) and kicker Billy Cundiff (left calf).

"The No.1 thing we need to do is to get healthy," Harbaugh said.

Harbaugh called the victory over Cincinnati "kind of a one-for-two" — meaning Baltimore won't have to win this weekend to advance to the second round.

That's the path the Ravens had to take in each of the previous three years as the wild-card entrant, and that didn't work out too well.

Although Baltimore won at least one playoff game each time, it advanced to the AFC title game only once and is still seeking its first Super Bowl appearance since the 2000 season.

There are no guarantees it's going to happen this year, but there's no question the path to the Super Bowl is easier as division titlists. In addition to getting a bye this weekend, Baltimore opens the postseason at home, where it's 8-0 this season.

"We have an opportunity to take advantage of the week that we haven't had in the past to try and improve ourselves," Harbaugh said. "I think that's the plus of having a bye. That's where you have a little bit of a leg up, plus you get a home game."

The Ravens worked the entire season to get where they are now. Beating Pittsburgh twice, going unbeaten within the division for the first time, knocking off Houston at home, all of those accomplishments enabled Baltimore to attain its highest postseason seeding in five years.



"To end the regular season this way is very humbling because of the things you go through the course of a season — the highs, the lows, the ups and downs," running back Ray Rice said. "To be able win the division on the road to secure a home playoff game, the feeling in that locker room was like no other."

Now, instead of getting ready for a quick turnaround and facing the prospect of playing three straight games in the road, the Ravens can relax to a degree before resuming play at a stadium where they haven't lost in well over a year.

"It's a bonus," Harbaugh said. "It's earned."

"I'm looking forward to the rest and sitting at home and watching the first week of playoffs with my babies," linebacker Terrell Suggs said. "You know, that's the biggest thing. To be division North champs, that's your goal."

That's the priority in the regular season. Much is left for the Ravens to accomplish, however, and being a No. 2 seed provides nothing beyond a week off and a home game.

"It's one down and two to go in terms of championships," Harbaugh said. "They'll be no taking anything for granted, that's for sure."

The schedule for the players this week: Practice on Wednesday and Thursday, then take off the next three days before returning Monday. During the weekend, the Ravens will learn who they next face. It's either going to be Houston, Pittsburgh or Denver.

"Some of these teams we already started (scouting) last week," Harbaugh said. "We'll continue on that. Then we'll start in earnest, as soon as we know, in developing the actual game plan on Sunday."

-----

## **Flacco Alone Atop Wins Category**

***Joe Flacco has won more games (44) in his first four years than any QB in NFL history***

By Ryan Mink  
BaltimoreRavens.com  
January 4, 2012

Critics can think what they want.

But there's one thing nobody can take away from Ravens quarterback Joe Flacco.

He wins.

Flacco won his 44th career regular-season game Sunday against the Bengals. It's the most victories in NFL history for a quarterback in his first four years.

Instead of acknowledging the magnitude of his record, Flacco focused on getting more Ws this season.

"It's pretty special for us to be able to come out here the last four years the way that we have week-in and week-out to win games," he said. "Hopefully, I can add three more playoff wins on top of what we have the last few years. If we play well, we have the team to do it."

Flacco's statistics did drop somewhat this year.

He completed five percent fewer passes, threw for 12 fewer yards and five fewer touchdowns this season when compared to last year.

He tossed two more interceptions and his quarterback rating dropped from 93.6 to 80.9.

But Flacco took on more responsibility within the offense. He attempted a career-high 542 passes, 43 more than his previous high and 53 more than last year.

He also helped mold a young wide receiver corps that featured two second-year tight ends and three rookie wide receivers.

And while the stats haven't always looked good, Flacco won 12 games this year and captained the AFC's fourth-highest scoring offense.

In Cincinnati, Flacco gave the perfect display of how stats don't always tell the story.



It was cold and there were 25 mph winds. But with his big hands and strong arm, Flacco completed 15 of 19 passes for 130 yards and a touchdown. It was actually, statistically speaking, his most accurate day of the regular season.

While performances like that don't look like much on paper, they resonate with Head Coach John Harbaugh. Playing in such harsh AFC North conditions late in the year is part of the reason why the Ravens drafted Flacco.

"His performance in this last game, though maybe some wouldn't consider it flashy, was extremely effective," Harbaugh said.

Harbaugh also gave props to Flacco for his durability. He completed his fourth-straight regular season without missing a start – 64 straight.

"Joe is tough," Harbaugh said. "He is really a guy that game-in and game-out, play-in and play-out, hops back up, never complains about getting hit, never looks at the official [and says], 'Where's my call?' [He] just gets back in the huddle and plays the next play.

"That's kind of Baltimore, isn't it? A little bit? I would think that this town, I know they do, appreciates that about him. That's one of his greatest strengths."

Well, that and winning.

-----

## Ravens star Ray Lewis prepared for playoff push win no thoughts of retirement

Dave Ginsburg  
Associated Press  
January 5, 2012

OWINGS MILLS, Md. — There were times this season when 36-year-old Ray Lewis showed his age on the football field.

The Baltimore Ravens standout middle linebacker acknowledges this. Upon assessing his overall body of work, however, Lewis feels no need to defend himself.

"You are going to always make a bad play, you are always going to make a good play. It's never about that," Lewis said. "It's about the consistency, or how consistent you can approach every week, week-in and week-out."

If that is indeed the criteria for judging one's performance, then 2011 was another very good year for Ray Anthony Lewis. Playing in his 16th NFL season, he led the league's third-ranked defense with 98 tackles and was selected to play in the Pro Bowl for a 13th time despite missing four games with a right toe injury.

This week, Lewis and Baltimore (12-4) have a bye week before launching their fourth playoff run in four seasons. This just might be the final push for Lewis in his quest to get a second Super Bowl ring, but he has no intention of making this all about him.

"I have a true obligation, first of all, to myself to play the game with nothing else on my mind," he said. "The second thing I have is an obligation to are my teammates — just to give it everything I've got."

There has been no talk about retirement, and Ravens coach John Harbaugh has no reason to believe Lewis is remotely close to walking away from the game.

"Put it this way: I think Ray Lewis has a lot of football left in him," Harbaugh said after Thursday's practice. "He's going to know when it's time. But it's not time. It's time to go win a football game a week from Sunday, and that's all any of us are looking at right now."

Harbaugh considers himself fortunate to have a player with the experience and savvy of Lewis in the middle of the Baltimore defense.

"First of all, the most important thing is he's a great player," the coach said. "We also have the most experienced defensive player in the game, the best leader in the game, and probably the smartest player as far as understanding what our opponents do."

Since the Ravens made him the 26th overall pick in the 1996 draft, Lewis has set an example for others in preparing to play on Sunday.

He has arguably spent as much time watching film as lifting weights, and his knowledge of the opposition's tendencies has enabled him to make up for the fact that his body isn't quite what it was when he arrived as a 21-year-old out of the University of Miami.

"I tell people all the time, I would never want to go back to being a young Ray Lewis," he said. The young Ray Lewis, he was good, he was good, but he was out of control a lot of times. The way I am now is a much wiser person. Every man chases wisdom, if you are



truly a man chasing something. Where I am now in my career, I appreciate the game. I appreciate the mistakes. I appreciate the ups and the downs because there is always a learning curve that I have already been through many times.”

It's hard to fathom, but Lewis has been a member of the Baltimore Ravens as long as they've been the Baltimore Ravens. After the team made the move from Cleveland, Lewis was selected behind Jonathan Ogden during the team's first draft. Ogden retired after the 2007 season, one of hundreds of Ravens to come and go during Lewis' lengthy tenure.

“It's actually a credit to me and my hard work,” he said, not in a boasting manner but in a matter-of-fact tone. “To still be around doing what I am doing ... Sixteen years I've been in this business. Do you know how many men I have seen come walk in and out of this door? And think about all the people that had that one dream to be here and never made it.”

Ravens linebacker Terrell Suggs, now in his ninth season, can't envision the Baltimore defense without Lewis taking charge in the huddle and, more often than not, making the pivotal play.

“It's a different persona when 52 is not in the middle, when 52 is not making the calls, when 52 is not lining us up,” Suggs said. “He's definitely the leader. There's nobody who's put more blood, sweat and tears into building this Raven organization than Ray Lewis. He's the general, and will always be the general. I love the man like a big brother, and always will. He is the backbone, the heart and soul, of our team.”

Lewis was MVP of Baltimore's only Super Bowl win, a 34-7 thrashing of the New York Giants following the 2000 season. He's still waiting for a second chance to get back into the sport's biggest game.

“You see these young kids that come in this business, and they don't really understand how hard it is to win a Super Bowl. They don't understand how everything has to be in place,” Lewis said. “When you finally start to get them to understand that, by that time they are in their fourth, fifth, sixth, ninth, 10th year.

“We have the team to do it now. We don't have too many more excuses. Let's go do it right now. Then whatever else comes after that for all of your careers, you go enjoy it, but go win a championship. There are a lot of men that came in this business, and that's the one thing they have left this business without, and that's the ring. I have touched it before. To go back with this group of men could be a special thing.”

-----

## Harbaugh a Consistent Winner

***John Harbaugh is the first coach to ever take his team to divisionals in his first 4 years.***

By Ryan Mink  
BaltimoreRavens.com  
January 7, 2012

On the plane ride home from Cincinnati, Head Coach John Harbaugh actually took a second to think about how special this season has been.

The Ravens are going to the playoffs for the fourth straight time. No other team in the NFL can say that right now.

Thanks to a first-round bye, Baltimore will also be going to the divisional round for the fourth consecutive season. No head coach since 1970 (when the wild-card format was established) has ever done that.

Harbaugh's not one to look back and reflect when there's still work to be done, but he had to admit, the feeling after doing it once again was “pretty cool.”

“Those are the moments that you really just never are going to forget,” Harbaugh said of the postgame locker room in Cincinnati and plane ride home.

“Those are the ones that you just say, ‘Wow. This thing that we accomplished together ...’ There are no words for it. I think you just remember it. You can't put a price tag on it.”

Harbaugh was hired in 2008 to the surprise of some pundits and fans because he had never before been a head coach and was most recently a special teams coordinator for the Philadelphia Eagles. He took over a young team with a rookie quarterback that was coming off a 5-11 season.

Since then, the Ravens have known nothing other than winning.



Baltimore flipped its record in 2008, setting an NFL record for biggest turnarounds by a head coach taking over a sub-.500 team. The Ravens reached the AFC championship.

Harbaugh is the only head coach in NFL history to take over a team with a losing record the previous season and then go on to win a playoff game in each of his first four seasons. Nobody had done it in three straight seasons either.

The only other head coaches in NFL history to reach the playoffs in their first four years are Bill Cowher (Pittsburgh Steelers), John Robinson (Los Angeles Rams) and Chuck Knox Jr. (Los Angeles Rams). Cowher made it six straight times to start his Pittsburgh career (1992-1997).

During Harbaugh's four years, the Ravens have compiled 48 overall wins (regular season and postseason). That's tied for the second-most in the NFL with the New Orleans Saints and New England Patriots. It only trails the Steelers (50).

So how has Harbaugh done it?

Center Matt Birk, outside linebacker Jarret Johnson and inside linebacker Jameel McClain answered that question, and each had a different reason.

"He's a passionate guy," Birk said. "You need to have that passion to play this game and coach this game. He lets that show and it rubs off on his players and his team."

"He's a very disciplined coach," McClain said. "He has a structured plan in the direction he knows he wants to go in, but he's willing to bend for the team or to adjust it to make it everybody's goal at the same time. He has his plan, but everybody has a piece of the plan."

"We've always had a good defense. Since he's been here, we've been the most balanced that this organization has ever been," Johnson said. "We're constantly working on improving every aspect of the game. Because of that balance and because there's never a fall-off in the way we prepare, we're in it every year."

-----

## **After resting, Ravens turn focus to upstart Texans** ***Veteran players urging younger teammates to treasure playoff chances***

By Jeff Zrebiec  
The Baltimore Sun  
January 9, 2012

Ravens defensive end Cory Redding had managed to stay calm and avoid an emotional attachment to the Denver Broncos-Pittsburgh Steelers Wild Card game Sunday. But when Broncos' wide receiver Demaryius Thomas caught Tim Tebow's pass on the first play of overtime and ran 80 yards for a touchdown, Redding admitted that he jumped off his couch.

A day later, the veteran said that the play and the Steelers' defeat should serve as a lesson to the Ravens as they embark on what they hope will be an extended playoff run.

"Cincinnati is out, Pittsburgh is out, Atlanta lost this weekend. It lets us know that we just have to go out there and let everything hang out," said Redding who didn't go to the playoffs for the first seven years of his career, but now has gone in back-to-back seasons with the Ravens. "You can't go out there and play cautious. Just get it, man. Go get it."

The Ravens returned to work today and began preparations for Sunday's second-round playoff game at M&T Bank Stadium against the Houston Texans, who dispatched of the Cincinnati Bengals, 31-10, on Saturday. The coaching staff, including offensive coordinator Cam Cameron who was at Reliant Stadium Saturday to scout the Texans, put in the game plan for Sunday's game shortly after their opponent became clear. On their way to the AFC North title and a first-round bye, the Ravens beat the Texans, 29-14, in Week Six.

Much has changed since for the Texans, who started quarterback Matt Schaub in that game but not star wide receiver Andre Johnson. Johnson is back after fighting through hamstring issues for much of the season, though Schaub — and his primary backup Matt Leinart — are out with season-ending injuries. Rookie fifth-round draft pick T.J. Yates is in, though the Ravens feel that the Texans are just as dangerous.

"It's not that much different. Teams evolve," said Ravens coach John Harbaugh. "But they're the same team in terms of what they like to do. They're good at what they do. That's why they've gotten as far as they have [and] they are as successful as they are. Of course, there will be wrinkles here and there, but it's going to be our players running our system against their players running their system. And whichever team plays the best on Sunday is going to be win the game. So there's an element of game-planning to it, but more than anything, it's [that] any two teams probably know each other fairly well at this point."



Against the Bengals, Yates completed 11-of-20 passes for 159 yards, including a 40-yard touchdown to Johnson. All-Pro running back Arian Foster carried the Texans' offense with 153 yards rushing and two touchdowns.

When the Ravens and Texans played on Oct 16, Foster was held to just 49 yards on 15 carries, his third lowest rushing total of the season. Limiting him will be the team's No.1 goal again this weekend.

"That's the objective: first and foremost is to stop the run," Redding said. "You can't let him get going. And number two, get guys, get eyes on No. 80 (Johnson), and guys on the back end really control not letting the ball over our heads. And No. 3, get after Yates, period. You have to stop the run, control the pass and get after the passer. That's the formula for winning every single week and that's been our formula from week one and up to week one, and it hasn't changed."

Redding spent the bye week resting and rehabbing a sore ankle, which kept him out of one game down the stretch and limited him in others. He said he feels "awesome," and he's hardly the only Raven to come back off the bye week feeling refreshed.

Harbaugh said that he expects all the injured Ravens, including wide receiver Anquan Boldin (knee) and linebackers Jameel McClain (knee) and Brendon Ayanbadejo (quad), to play on Sunday, meaning that the team will be at full strength for the first time in weeks.

"We did what we had to do to get that first-week bye," Redding said. "We came out of the backstretch 3-1, and that was our main focus. Guys are fighting on the field with big gashes down their legs and bruised ribs, messed up knees and toes and ankles and hands, and yet we still fought our way. Everybody got in that game, that Cincinnati game, and just played because we knew we were fighting for a week off. That was the biggest thing. We got that accomplished. We got control in the AFC North accomplished, and now it's time to rest, recover and get ready for the second season and winning Game One. That was the mindset for the guys. It was a big accomplishment."

Redding, middle linebacker Ray Lewis and center Matt Birk are among a number of Ravens' veterans who have counseled the team's younger players about how rare these opportunities are and how important it is to seize them.

Redding has never won a major championship, even falling short of a high school title when his North Shore (Texas) team that included Ravens' guard/center Andre Gurode lost in the state semifinals. While with the Minnesota Vikings, Birk went to the NFC championship game in two of his first three seasons, but he hasn't played for a conference title since.

"As you get a little bit older and you go through a lot more, you certainly don't take it for granted," said Birk. "Everybody's goal is the same when you start the season. I think one of the great things about football is the delayed gratification. You really work an entire year to reach that goal, to get to the Super Bowl. Obviously, making the playoffs is the first step."

For the Ravens, the next step is to take care of a talented Texans team in front of a sold-out crowd which will undoubtedly be ready for the city's first home playoff game since January 2007.

"The 'Bank' is going to be rocking. Everybody out there is going to be screaming loud. It's going to be crazy," Redding said. "[Yates] is going to have a hard time trying to make his checks. He is going to have hard times really trying to let the guys know when a blitz is coming because it is going to be noisy, and we want that. The defense really feeds on that energy, but for a young quarterback coming into a hostile environment and really having troubles with communicating, it's going to play into our hands. We are just going to sit back and let the crowd do their thing and do our job."

---

### **Ravens take business-like approach to latest playoff foray** ***Ravens veterans have urged rookies to stay loose- and focused***

By Edward Lee  
The Baltimore Sun  
January 11, 2012

That they don't have the best postseason reputation is not lost on the Ravens.

The franchise is 9-6 in the playoffs, and four of those victories occurred during the team's magical run to win Super Bowl XXXV to cap the 2000 season. The Ravens are the only club in the NFL to have qualified for the postseason in each of the past four years, but don't have a Super Bowl or AFC championship title and just one AFC North crown to show for their labor.

"You don't want to be the team that just has an 18-game season every year," outside linebacker Jarret Johnson said recently. "You don't want to be the team that is just satisfied with making the playoffs and then goes home early. We appreciate the fact of what we were able to accomplish. We understand that you don't get this opportunity many times. You look at a guy like [former Miami Dolphins



quarterback] Dan Marino, Hall of Famer. He went to the [Super Bowl] one time. Every year, you can't take for granted the fact that you are in the playoffs. You have to take advantage of that because you don't know if you are ever going to make it again."

To that end, the team seems to be taking steps to ward off distractions and focus on the task at hand, which begins with Sunday's AFC divisional contest against the Houston Texans at M&T Bank Stadium.

The four corn hole boards in the Ravens locker room have become the equivalent of a child's toy after Christmas — unused after frequent play and more of an inconvenient nuisance lately.

Outside linebacker Terrell Suggs, perhaps the most brazen of jokesters in a locker room full of colorful personalities, gently chided nose tackle Terrence Cody and rookie cornerback Jimmy Smith last week for failing to turn down some music while reporters were crowded around kicker Billy Cundiff, whose locker neighbors Cody's.

And during the flight back from Cincinnati after the team's 24-16 victory over the Bengals in the Jan. 1 regular-season finale, players were asking about the upcoming practice schedule, not how many days off they would get after securing a first-round bye.

The Ravens practiced Wednesday and Thursday last week before getting a long weekend away from their training facility in Owings Mills, but it was quite a departure from 2006 when former coach Brian Billick gave the players five days off before they returned to practice.

"I like that we all stayed around," Suggs said. "We're not taking the noose off. They say never take the noose off a mule because it's not going back on there. I like that we still all stayed in football and kind of stayed grounded in football. We get a chance to refocus and actually see what it is we're playing for, and that's awesome. But five years ago, I was a young man. What was I — 25, 24 [years old]? I definitely shot out to the West Coast. Took a five-hour flight, probably went to Vegas. I don't remember. Whereas now, I'm more mature, I'm kind of a vet, sort of. We know what's at stake, we know what we're playing for, and we're just taking it all in."

Coach John Harbaugh said the practice schedule took shape as players and coaches discussed their objectives.

"We talked about how this is not a midseason bye," he said. "There are goals in a midseason bye and goals in a postseason bye and things that need to be accomplished. Our guys understood that. We've got great leadership, and our leaders were out on front on that."

The sense of seriousness that has pervaded the Ravens can also be traced to the shrinking window of opportunity for some of the team's veterans. Inside linebackers Ray Lewis and Brendon Ayanbadejo, free safety Ed Reed, center Matt Birk, left tackle Bryant McKinnie, wide receiver Anquan Boldin and kicker Billy Cundiff are 30 years and older.

But defensive end Cory Redding, who is 31, said the hunger to win a Super Bowl is not limited to the aging players.

"Regardless if you have 16 years in the league or you're in your first year in the league, it's a sense of urgency because you never know when you're going to have the opportunity to be in this position again," he said. "That's the biggest thing that we emphasize to everybody in the locker room, whether they are 16 years in the league or rookies. Seize every moment. Control the opportunity you are in. Never take this for granted because we have some guys that have been in the league six years, been to the playoffs six straight times. We have guys like myself who have been in the league nine years and only tasted the playoffs twice. So you never know when you are going to get this opportunity again."

Still, the players said they are enjoying their position in the postseason. A win against Houston, and the Ravens will advance to their second AFC championship game in Harbaugh's four-year tenure as the franchise's head coach. And if the Denver Broncos pull off another upset by upending the New England Patriots Saturday night, that title contest could take place in Baltimore.

Suggs said the team is still having fun.

"Of course, we're still loose," he said. "Who better than me to keep the team loose? We're still loose, but like I said, we all know the task at hand, we all know the consequences of playing bad, and we all know what we've got to do. We all know the objective."

Quarterback Joe Flacco said the team will gain even further satisfaction by making a run deep into the playoffs.

"I think we're a pretty loose group, but at the same time, we don't really mess around," he said. "We're not loose and come out here and mess around and not get our work done. We're loose in our lives, but when we come out here and practice and we take the field, we're a pretty serious group. Yeah, we like to have fun, but you have fun by going out there and playing well and win football games."





## Ravens veterans adopt now-or-never approach in bid to earn 1<sup>st</sup> Super Bowl ring

By David Ginsburg  
The Associated Press  
January 13, 2012

OWINGS MILLS, Md. — Matt Birk made his debut in the NFL as part of a Minnesota Vikings team that went 15-1. Minnesota reached the playoffs in each of the next two seasons, too.

Although the Vikings never made it to the Super Bowl during that span, Birk figured it was only a matter of time before he would be fitted for a Super Bowl ring. Now the starting center for the Baltimore Ravens, Birk is 35 years old and in 15th NFL season. He's still waiting for a chance to be part of pro football's biggest spectacle.

"Two out of my first three years in the league I went to the NFC championship game," Birk said. "At that time, I probably didn't know what it meant or just how precious it was. And I haven't been back since."

Birk is one of 35 players on Baltimore's 53-man roster to have participated in an NFL playoff game. Only one, middle linebacker Ray Lewis, owns a Super Bowl ring.

For many of the Ravens veterans, this postseason run could represent their last chance to win a championship. Although Baltimore has reached the playoffs in each of the last four seasons, this team might be the best of them all. After going 12-4 and winning the AFC North, the Ravens enter Sunday's home game against Houston (11-6) as the No. 2 seed in the conference. With a victory, Baltimore will move within one victory of booking a trip to Indianapolis for the Super Bowl.

"This is probably my best shot at it," Birk said. "My first year we were 15-1. That team and this team are the two best I've ever been on. The last three years we've been kind of building to this point. I think we've gotten better each year. Somebody my age, I realize this is probably my last and best shot at it."

Ravens safety Ed Reed joined the Ravens in 2002. He's received eight Pro Bowl nominations — including one this season — and has played in nine postseason games. But he's still waiting to experience the thrill of playing in the Super Bowl.

He isn't getting younger, either. Reed has several gray hairs and no longer finds the trip to Hawaii for the league's all-star game to be worth the bother.

"I couldn't tell you the last time I've been to the Pro Bowl," he said, "so that tells you how I feel about that."

Lewis has the ring. He wants another. Mostly, though, he wants his teammates to understand just how special it is to own one.

"That's what it's all about. You see these young kids that come in this business, and they don't really understand how hard it is to win a Super Bowl," Lewis said. "They don't understand how everything has to be in place, how your health is a big issue."

"We have the team to do it now. We don't have too many more excuses. Let's go do it right now. Then whatever else comes after that for all of your careers, you go enjoy it, but go win a championship. There are a lot of men that came in this business, and that's the one thing they have left this business without, and that's the ring. I have touched it before. To go back with this group of men could be a special thing."

Defensive end Cory Redding spent six seasons with Detroit and another with Seattle before joining the Ravens as a free agent in March 2010. He got his first taste of the playoffs last season, and now the 31-year-old is eager to take the next step.

"To have the opportunity to play in the playoffs two years in a row, having the chance to continue to fight for what you have always been dreaming of when you were a little kid — hoisting up that (Lombardi) Trophy — it's a privilege and an honor," he said. "Right now, myself and everybody included in that locker room, I'm telling everyone to soak everything in and don't take this thing for granted. Because we don't know when the next time we're going to be here."

Linebacker Jarret Johnson is in his ninth season. He was part of the Ravens team that advanced to the AFC title game in 2008, only to be turned back by the Pittsburgh Steelers.

"You don't want to be the team that just has an 18-game season every year," Johnson said. "You don't want to be the team that's just satisfied with making the playoffs and then goes home early. We understand that you don't get this opportunity many times. You look at a guy like Dan Marino, Hall of Famer, he went one time. Every year, you can't take for granted the fact that you are in the playoffs. You have to take advantage of that because you don't know if you are ever going to make it again."



## **Ravens hold on to beat Texans, advance to AFC championship game** ***Baltimore forces four turnovers in 20-13 victory over Houston, will play New England next Sunday***

By Jeff Zrebiec  
The Baltimore Sun  
January 15, 2012

They have played together for so long that certain things become expected. So even after a regular season in which Ed Reed had just one interception in his final 15 games, Ray Lewis felt it coming, simply because he's seen it so many times before.

As the Houston Texans drove into Ravens' territory in the final two minutes looking for a game-tying touchdown, Lewis got the attention of his long-time teammate and made one request.

"I told Ed before the play -- he'll tell you that I was joking -- I said, 'After you catch this interception, don't you pitch it,'" Lewis said. "The confidence that we have in each other is more overwhelming than you can ever imagine."

Reed's interception, coupled with his pass breakup moments later on one final T.J. Yates desperation heave to the end zone, secured the Ravens' 20-13 victory in an AFC Divisional playoff game at M&T Bank Stadium, and the team's third appearance in the AFC championship game in franchise history.

The Ravens will travel to Gillette Stadium next week for a showdown with the New England Patriots that will decide the AFC representative in the Super Bowl.

"This is all we have been dreaming for," said Ravens running back Ray Rice. "We didn't look past anybody this year, and we didn't look past the Texans today. New England is definitely going to be a challenge but we are up for it."

As anyone who has watched the Ravens all year might expect, it wasn't pretty or easy. After taking a 17-3 lead late in the first quarter, the Ravens scored just three points -- a 44-yard field goal by Billy Cundiff with 2:56 to play that gave the home team a seven-point lead -- over the final 46 minutes of the game.

Quarterback Joe Flacco did little to quiet his skeptics, throwing two first-quarter touchdowns but completing just 14-of-27 passes while being hurried all game. Rice gained 60 yards on 21 carries while the Ravens' defense allowed Arian Foster to rush for 95 yards in the first half and 132 for the game, and didn't sack Yates once.

But the Ravens also committed no penalties and didn't turn the ball over once and when their first home playoff game since 2007 was over, they were celebrating one more opportunity to achieve a goal that has eluded them since their Super Bowl win in 2000.

"You win the game no matter what," said Ravens coach John Harbaugh, who advanced to the AFC title game for the second time in four years, and now owns a 5-3 playoff record. "That's what it really boils down to in a situation like this. This football team won the game no matter what. It wasn't perfect by any stretch, but they found a win to win the football game. And Houston is just at tremendous football team."

Unable to move the ball for the better part of the final three quarters, the Ravens turned to a formula that they have relied on for so many years: a punishing defense that forced four turnovers and pitched a shutout in the second half.

And front and center -- like they have been so many times before -- were Lewis and Reed, who have been criticized at times this season and have recently faced questions about whether they are entering the final days of their storied NFL careers.

Lewis made seven tackles, including a huge play on Foster for a seven-yard loss about midway through the fourth quarter with the Ravens clinging to a four-point lead. Reed, who has gotten some criticism this season for poor tackling and failure to make big plays -- issues that might be explained by an ailing shoulder -- had two pass breakups and six tackles. He was helped off the field following his final deflection, unable to put much weight on his left ankle. But X-rays were negative and Reed left little doubt that he'll play next weekend against the Patriots.

"We feel like we're the big brother of the team, but our offense will get going. We know that," said Reed when asked about the defense carrying the load. "We knew they would make plays when they needed to. It's not going to always be a blowout or a shoot-out game. It's going to be hard fought. It takes a team effort. It's just not offense out there on the field or defense on the field or special teams. It took a team effort. We capitalized on some plays and they did, too. We just made more."

While Reed, Lewis and wide receiver Anquan Boldin -- he caught four passes for 73 yards and a touchdown in his return from knee surgery -- played starring roles, the Ravens got their share of unsung performances as well. Tight end Kris Wilson's first catch all year went for a touchdown, his first since the 2009 post-season.



Left guard Ben Grubbs fell on two fumbles that kept drives alive, and Lardarius Webb picked off two Yates passes, including one late in the first quarter that preceded Flacco's 10-yard touchdown pass to Boldin that gave the Ravens a 17-3 lead with a minute, eight seconds left in the first quarter.

Aside from Danieal Manning's game-opening 60-yard kickoff return that set up a Texans' field goal on the afternoon's first possession, the much-maligned special teams coverage units bottled up punt returner Jacoby Jones and set up the Ravens' first touchdown. Jones bobbled Sam Koch's 64-yard punt and it was recovered by Jimmy Smith at the Texans' 3. Three plays later, Flacco hit an uncovered Wilson on 3rd-and-goal from the one.

"I definitely wouldn't have predicted it," said Flacco of his touchdown pass to Wilson, who is normally the blocking tight end.

The Texans' defense, which ranked second in the NFL during the regular season, stiffened considerably after the first quarter. After the touchdown pass to Boldin, the Ravens went three-and-out on three of their next four drives and saw their once 14-point lead cut to four after Foster's 1-yard touchdown run with just under five minutes remaining before halftime. Foster carried the ball seven times for 54 yards on the drive and caught one ball for 12 yards.

Houston wouldn't score again, while the Ravens were thwarted in their best touchdown opportunity of the second half. Leading 17-13, they had fourth-and-goal from the 1-yard line with 2:45 left in the third quarter. Harbaugh kept Cundiff on the sideline, but Rice was stuffed by linebacker Tim Dobbins.

"It wasn't tough at all," said Harbaugh of the decision. "It was easy."

The Ravens' defense certainly prevented Harbaugh from any second-guessing. They forced a three-and-out on the next Texans' possession. Houston's final four drives then ended with a punt, an interception by Webb, interception by Reed, and incomplete pass, thanks to Reed.

"I think it was a Ravens type of victory," said linebacker Terrell Suggs who was kept mostly quiet by Texans left tackle Duane Brown. "I always say this, 'There's a right way to do things, there's a wrong way to do things and then there's the Ravens way to do things.' It wasn't really pretty but, hey, we're not really a pretty team. We got the 'W' and on to the AFC Championship."

And that is all that mattered to these Ravens, who now are one win away from playing in the Super Bowl.

"The only reason you play this game is for the opportunity to go to the Super Bowl," said Lewis. "We have that opportunity right now. Whatever anybody wants to say about us, we are in position. There are two teams left in the AFC, just us and the Patriots. Next week, that's going to take care of itself."

-----

## In NFL playoffs, Baltimore Ravens' Ed Reed, Ray Lewis keep Father Time at bay

By John Feinstein  
The Washington Post  
January 15, 2012

BALTIMORE — There is a patch of gray in Ed Reed's hair, a reminder whenever he looks in the mirror that he's 33 and not 23, that, as he puts it, "Father Time is marching on." Ray Lewis keeps his hair so short it is impossible to detect any change in hair color, but there is no doubting the receding hairline, regardless of how expensive his suit may be.

The pair has been the heart and soul of the Baltimore Ravens defense for so long it feels as if they were playing in Baltimore with Johnny Unitas and John Mackey in Memorial Stadium. Lewis is in his 16th season and Reed is in his 10th. Each knows he isn't the player he was in the past. Each knows that the stars of this Ravens defense are Haloti Ngata and Terrell Suggs.

But, as they proved again Sunday in the Ravens' tense, grinding 20-13 AFC semifinal victory over the Houston Texans, they both have some game left.

"They've both taken some criticism this season and I'm glad to see them both come out when it really mattered and play so well," Ravens Coach John Harbaugh said in the victorious locker room. "In a very real sense this was vindication for them."

Vindication for Reed came in the form of a nearly game-clinching interception on the Ravens 4-yard line with 1 minute 51 seconds to play after he failed to corral wayward passes that appeared to be there for the taking. Lewis had eight tackles and several turn-back-the-clock moments, most notably when he found himself in the open field with Houston's superb young running back, Arian Foster, midway through the fourth quarter.



The Texans were down only 17-13 at that stage, at midfield with a first down. Most in a record M&T Stadium crowd of 71,547 were growing nervous as the cold January sun began to fade rapidly. Houston quarterback T.J. Yates found Foster in the left flat with only Lewis standing between him and a long gain.

"Watching him all day long was amazing," Lewis said later. "He has so many cuts and moves there are times when you almost catch yourself just watching him."

Lewis didn't watch this time. He never gave Foster a chance to cut or dart or slash, wrapping him up and bringing him down for a loss of seven yards. Two plays later, facing third and 12, Yates tried to find Kevin Walter deep down the middle and cornerback Lardarius Webb made his second interception of the day.

If there is a difference between Lewis and Reed — besides the fact Lewis is 36 and Reed is 33 — it is that Reed will at least acknowledge he's getting older. Lewis darts and dodges like Foster when the subject comes up.

Reed is still fiercely proud of who he is and clearly has been stung by some of the criticism he's heard this season. He talked about those who have been on him for not tackling well and about his few interceptions — three all season, two in the opener — and insisted, even while bringing it up, that he didn't listen to his critics.

"I had a better tackling game today than the last two or three," he said. "This is the playoffs. You do whatever you have to do to win. I know people have talked about me not getting as many picks, but some of that has been because they don't throw it my way that much."

He stopped and smiled. "Just before I made the interception I shook [Webb's] hand and asked him for his hands. Afterward he said he wanted them back. I'm getting older. I understand that. I know Father Time is out there and someday someone else is going to be playing safety here in Baltimore."

Lewis knows the clock is ticking for him, too, but he chooses not to get caught up in worrying about when the end will come. "I never have those moments," he said when asked if he thinks about it. He laughed. "I got kids. They challenge me in everything — sprints, in the weight room."

"Hey, when it's over, it's over. I think people appreciate when great warriors fight to the end. They don't think about the guys who play two or three years. I'm proud to have played 16 years. I credit a lot of people: My mom, God, but I also credit my work ethic. I can't stop working."

"Whenever is whenever, whenever that is."

Lewis and Reed have earned the right to feel that way. The Ravens are in the AFC championship game Sunday and believe they can win at Gillette Stadium regardless of how gaudy Tom Brady's numbers were against Denver on Saturday night.

Since Harbaugh came to Baltimore, the Ravens have never failed to reach the conference semifinals. They will be in their second championship game since Harbaugh and quarterback Joe Flacco arrived together in 2008. One of the reasons for their success is that Harbaugh and his coaches have been able to transition a great defense from one dominated by Lewis and Reed to one led by Ngata and Suggs on the field while Lewis and Reed remain vocal leaders off the field.

There was little that was pretty about the Ravens victory on Sunday — they are rarely a pretty team. The last time they made something look easy was in Super Bowl XXXV back in 2001, when they beat the Giants, 34-7.

They haven't been back since. Now, they're on the doorstep again. Lewis and Reed can clearly hear the footsteps of Father Time. But, as they both showed on Sunday, he hasn't caught up to them just yet.



## Suggs is Defensive Player of the Year

By Mike Wilkening  
ProFootball Weekly  
January 16, 2012

If you love football, the gray box listing previous Defensive Players of the Year on the right side of this page is a time machine. Start at the bottom with Dick Butkus, our inaugural winner in 1970, and work your way up. Close your eyes and think of Butkus getting ready to crush some poor tailback at Wrigley Field. Go on, daydream for a few minutes.

Now, take your right index finger and place it on the name of the 2000 PFW/PFWA DPOY recipient, legendary Ravens LB Ray Lewis. Start tracing upward. You'll see Lewis won it again in '03. The next year, teammate S Ed Reed, one of the greatest center fielders ever to wear an NFL uniform, won the award.

Now, scan to the top of that gray box, where our 2011 honoree, Ravens OLB Terrell Suggs, joins these ranks.

Suggs, 29, earned top defensive honors after notching a career-high 14 sacks for the ferocious Baltimore defense, which allowed the NFL's third-fewest yards per game — and still counts Lewis and Reed as starters. The Ravens have finished in the top 10 in yards surrendered per game in 12 of the last 13 seasons.

This begs the question: Why has this defense kept in such dominant form for so long? Suggs pointed to the group's leadership and mentality.

"We've always, since I've been here, been the most physical, rough defense that's just going to play lights-out," said Suggs, who is in his ninth NFL season.

In eight of those seasons, Baltimore finished in the top six in yards allowed. But in the last two years, Suggs has shone brightest. In 2010, he recorded 11 sacks in the regular season and then added five in two postseason games. This season, he tormented divisional rival Pittsburgh in the regular-season opener, taking down QB Ben Roethlisberger three times, and he never looked back. Suggs earned AFC Defensive Player of the Week honors three times in 2011 and garnered AFC Defensive Player of the Month honors for December/January.

Suggs credits the hiring of OLB coach Ted Monachino, his position coach at Arizona State, as one reason for his improvement the last two seasons.

"We've got a bond that's stronger than blood, if you ask me," said Suggs. "When he became my coach in college, we did some phenomenal things. When he became my coach again here, we did some phenomenal things."

Suggs also began to demand more of himself.

"I used to rest on my laurels, so to say," he said. "You know, I've got Ray Lewis and Ed Reed — we're going to be fine."

"I think the last two seasons, I've kind of put it on myself a little bit more. I can go win a game for us, you know, not just kind of just waiting in the shadows for my two big brothers, so to say."

One example of Suggs' rising to the occasion came Thanksgiving night against San Francisco, when he sacked 49ers QB Alex Smith three times in the second half.

On Suggs' second takedown of Smith, he pushed 49ers RT Anthony Davis backward and then closed quickly on the Niners' quarterback, forcing a punt. On his final sack of Smith, Suggs looped inside, beating two blockers.

Suggs showed special pass-rush ability from the moment he entered the league at age 20. He notched a dozen sacks in 2003, his first NFL season.

At the beginning, Suggs said, his speed was his greatest asset. Then, he focused on power.

"Now, it's speed, power, finesse, striking of the hands," he said. "It's kind of all of that, putting it (into) one." His is a skill set that puts the opposition to the test.

"He's very athletic," Texans OLT Duane Brown told reporters last week. "If you try to focus on his athleticism so much, you forget about his power, and he can use that on you."



Pass rushing alone doesn't define Suggs, who recorded six tackles and defended a pass in the divisional round win vs. Houston on Sunday. He had 70 tackles and two interceptions in the regular season.

"I play on the team with the best player ever to play," Suggs said, referring to Lewis. "He's got everything. He's got picks. He's got sacks.

"... He's got everything on his résumé. When I'm done, I would like a résumé similar to that, with everything on there." Suggs' résumé isn't exactly a blank piece of paper. He's the franchise's all-time sack leader. He's made five Pro Bowls.

He is grateful for the individual recognition. Now, he wants something he doesn't have: a Super Bowl ring.

Was 2011 his best season? Suggs offered a qualifier that said everything about his mind-set.

"Statistically, yes," he said, "but I think my best season will be the one where I'm the last team playing and there's confetti falling on my face.

"Until that happens, I guess we'll just have to wait and see."

-----

### **Billy Cundiff misses game-tying field goal as Ravens fall to Patriots in AFC championship game *Baltimore kicker's 32-yard attempt goes wide left with 11 seconds left, giving New England a 23-20 win***

By Jeff Zrebiec  
The Baltimore Sun  
January 23, 2012

FOXBOROUGH, Mass. -- Terrell Suggs stood on the sideline, and the man who is never at a loss for words could only mouth the words "Oh, my God."

Ray Rice and Torrey Smith said nothing, choosing instead to stare straight ahead and wonder in silence how a long football season full of legitimate Super Bowl aspirations could possibly end like this.

Fourteen yards from the end zone and a Super Bowl berth, and seemingly in position for no worse than a game-tying field goal that would force overtime, the Ravens watched two potential touchdown passes get broken up, and then Billy Cundiff pushed a 32-yard field goal wide left with 15 seconds remaining.

The season-ending 23-20 loss to the New England Patriots at raucous Gillette Stadium appeared to sting worse than any of the Ravens' previous playoff failures. The Ravens, who dressed in near silence after the game, had the lead early in the fourth quarter and had three late opportunities to regain it.

However, they squandered each one and instead put the AFC championship on the right foot of Cundiff, then watched in disbelief when he couldn't prolong the game.

"It [stinks]," Suggs said. "It was a special year from start to finish. Even with 22 seconds left, we thought we had it. But hey, congrats to them, can't take anything from them. Rest assured, we are going back to work. We're going to take the necessary time off, but when we train, we know what our destiny is."

For the seventh time in franchise history and the first since 2008, the Patriots' destiny is the championship game — this time, Super Bowl XLVI in Indianapolis, where they'll meet the New York Giants, who defeated the San Francisco 49ers, 20-17 in overtime, in the NFC championship game Sunday night.

The Ravens, meanwhile, start an offseason filled with lament after coming so close to getting back to the Super Bowl. Nobody felt any worse than Cundiff, who got a good snap and hold and just missed the kick.

"It's a kick I've kicked a thousand times in my career," Cundiff said. "I just went out there and didn't convert. That's the way things go. There's really no excuse for it."

To their credit, the Ravens rallied around Cundiff and acknowledged that it should have never come down to a game-tying field-goal attempt. Two plays earlier, Joe Flacco, who had one of the better performances of his career given the circumstances, made a perfect throw to wide receiver Lee Evans. He appeared to catch the ball in the right corner of the end zone, but as he was coming down with it, Patriots rookie cornerback Sterling Moore slapped it away.

Thinking it was a touchdown, Flacco threw his hands up and started running toward Evans, and the Ravens' sideline erupted.



"There's really not a whole lot to say about it. It was an opportunity for us to go to the Super Bowl, and I let it go," said Evans, who had his best game as a Raven, catching three balls for 39 yards after entering the game with just five catches all season. "Honestly, the most disappointing part of all this is that I feel personally that I let everybody down. This is the greatest team that I've been on, and I feel like I let everybody down. Yeah, it's on my shoulders. It's as tough as it gets."

That sentiment was echoed by safety Bernard Pollard who signed with the Ravens before the season, feeling that they represented his best shot at getting to the Super Bowl.

"Eighteen seconds, man. I don't care who you are. You can't drive the field 18 seconds against us. But shoulda, coulda, woulda and we didn't," Pollard said. "It was the biggest game of my career, so it's the biggest loss of my career. It hurts, it [stinks]. We got to bounce back somehow, somehow. To do what we did, that's hard. For us, we got to find a way to get back there."

Ravens coach John Harbaugh, who has guided the Ravens to the playoffs in all four of his seasons but is now 0-2 in AFC championship games, pleaded for the referee to review the play by Evans to determine whether he had held it long enough for the touchdown, but the coach didn't get his wish.

"Obviously a disappointing, stunning loss at the end there," he said. "I thought our guys played their hearts out. We made plays and came up a play or two short at the end, but it doesn't lessen what they accomplished this year, and it doesn't lessen what they accomplished in this game. ... I like our football team and I like where we are going."

The Ravens played exactly the game that they wanted against the Patriots, giving up plenty of ground on defense but holding in the red zone, and gaining chunks of yards on offense behind a sharp Flacco, who was 22-for-36 for 306 yards, two touchdowns and one interception.

A 16-10 deficit early in the third quarter became a 20-16 Ravens lead by the start of the fourth. That's because Flacco hit Smith (Maryland) for a 29-yard touchdown pass with 3:48 left in the third quarter, and then the Ravens converted Danny Woodhead's fumble on the ensuing kickoff into a 39-yard field goal.

But Brady, who was 22-for-36 for 239 yards and two interceptions but consistently moved his team down the field behind short passes and the running of BenJarvus Green-Ellis, answered with an 11-play, 63-yard drive. It ended with Brady plunging in on fourth-and-goal from the 1.

"I thought it looked soft in there, so I tried to take advantage of us getting an easy touchdown," Brady said. "I don't do that very often. I'm glad we had a chance to score there. That was important."

Trailing 23-20 with 11:29 to go, the Ravens quickly marched into Patriots territory before Flacco was intercepted by Brandon Spikes. But on the very next play, Brady was picked off in the end zone when Pollard deflected the ball and rookie cornerback Jimmy Smith made a diving catch and returned the ball all the way to Ravens' 38.

The Ravens drove into Patriots territory again, but on fourth -and-6 at the 33, Harbaugh opted to eschew a 50-yard field goal and go for the first down. Flacco was pressured by Vince Wilfork and threw a floater over the head of Dennis Pitta.

"We just felt like from a percentage standpoint, we probably had a better chance of getting the first down," Harbaugh said.

At that point — trailing by three with 2:46 to play and two timeouts — the Ravens' Super Bowl dreams were on life support. But the defense forced a three-and-out for just the second time all game, and the Ravens had the ball back at their own 22 with 1:44 to play.

The stage was set for Flacco, who has been hearing criticism for weeks that he wasn't good enough to get the Ravens to the Super Bowl. He hit Anquan Boldin for 13 and 9 yards, and then on third-and-1 he completed a 29-yard pass to the veteran wide receiver to get the Ravens to the Patriots' 23.

"It wasn't me today, it was Joe Flacco," running back Ray Rice said. "I would appreciate if some of the people that criticize him lay off him now. That's my quarterback."

Another completion to Boldin got the ball down to the 14, but it would agonizingly get no closer. Moore separated the ball from Evans, and then knocked away a potential touchdown pass to Pitta. That's when Cundiff stepped up with a chance to prolong the season and pushed it wide left.

"When you lose, you have to suck it up like a man and as a man you got to keep moving," inside linebacker Ray Lewis said. "We've got to keep building and remember this taste no matter how many times you go through it."

Lewis answered one of the Ravens' primary offseason questions by saying he has "absolutely not" played his last game as a Raven. But a host of questions remain. Will safety Ed Reed or center Matt Birk retire? Will much-maligned offensive coordinator Cam Cameron be back? How will the Ravens handle their huge list of potential free agents, which includes Rice, guard Ben Grubbs and linebacker



Jarret Johnson?

Those questions will have to be answered in the coming days, but the Ravens will have to get over this setback first, and that won't be easy.

"It's definitely tough to be as close as we were going to Indianapolis and not having it go our way," Flacco said. "We played a hell of a game. They played a hell of a game. They played better."

-----

## **Eisenberg: Ravens Getting Old? That's A Myth**

***The Ravens' window to win a Super Bowl is still open with plenty of youth on the roster.***

By John Eisenberg  
BaltimoreRavens.com  
January 24, 2012

While everyone is wallowing, let's just go ahead and start with the bad news.

The Ravens came as close as you can get to the Super Bowl without actually making it this season, and they were obviously good enough to hoist the Vince Lombardi Trophy, but that guarantees nothing going forward.

What happens in one season in the NFL is seldom a precursor to what happens in the next season. That's just the way the league works. That's actually the best thing about the league, what makes it so addictive. Strange things unfold. Unpredictability runs rampant.

The Ravens came frustratingly close this season (to put it mildly, huh) but there's no telling what lies ahead.

It's only natural – for fans as well as for players – to respond to the anger and frustration they're feeling by setting their jaws and dreaming of revenge scenarios, but honestly, those thoughts are moot. A whole new set of circumstances will arise next season, much of it unimaginable at this point.

That is not intended as a commentary on the Ravens' coaches, players or front office decision-makers, who are good at their jobs and will certainly strive to keep the momentum going. You don't go 44-20 in the regular season over four years and earn four straight trips to the playoffs by accident. The Ravens have a lot going for them.

But the difference between success and failure is so thin and the league is so well-balanced that superior talent, sound preparation and wise decision-making alone aren't enough.

Just ask the Green Bay Packers, who won the Super Bowl a year ago, went 15-1 this season and began the playoffs with every right to believe a reprise was in the offing. They didn't even make the conference title game as injuries caught up with them and they picked a really bad time to throw in a clunker.

Strange things happen.

To get to the Super Bowl, you have to have things go your way, avoid key injuries, win the right big games, get a fortunate bounce or three. You need fate on your side.

The Ravens had it this season right up until that catch slipped out of Lee Evans' hands and Billy Cundiff's kick flew wide. They went undefeated at home, undefeated in their division, swept the Pittsburgh Steelers. That's not going to happen every year. They avoided big injuries. They earned a home playoff game by dint of a tiebreaker, which got them to the conference title game, which got them within a couple of plays of the Super Bowl.

The good news is they're well-constructed to make another run. They've sought consistency as an organization and seemingly have found it, a colossal achievement, not to be underestimated.

Beyond the borders of Ravenstown, a popular notion is that their window of opportunity is closing because their superstars are getting old. Several national radio talk-show hosts suggested that to me just last week, as did a TV guy in New England. I don't buy it for a second. The notion that the Ravens are getting old is really a myth.

They have a 27-year-old quarterback, a 25-year-old Pro Bowl running back. They had two players make All-Pro on defense this year under the age of 30. Their offensive guards will both start in the Pro Bowl Sunday, both under 30.





Sure, Ray Lewis will be 37 next season, and Ed Reed will be 34 if he comes back. But while they may still lead the defense, they don't carry it anymore.

The idea that the Ravens will go as far as Lewis and Reed take them might work well as conversational fodder for national talking heads, but it's a superficial gloss-over, outdated, simply not true.

The Ravens will have to navigate a long, tough road to get back to where they were Sunday, but they're a good bet to at least contend again because they have young talent in crucial places, particularly on offense.

They have a stable core and more going for them than most teams, which is certainly a good starting point, and really, all you can ask for.

Now all they need is for their luck to hold and that next big kick to fly straight.