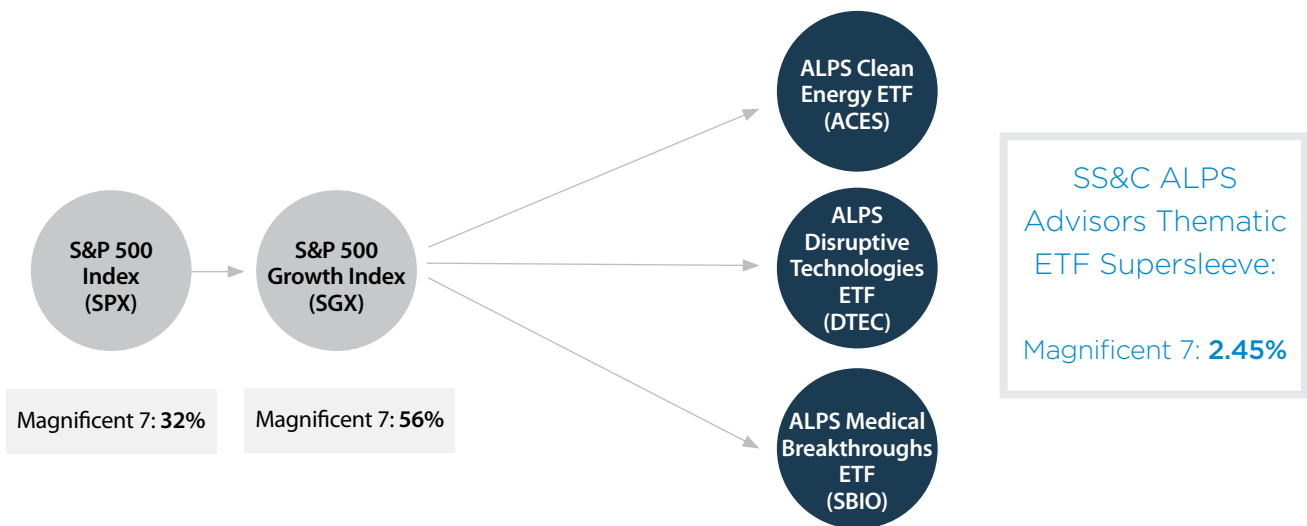


Capturing Growth without the Mega Cap Tech Concentration

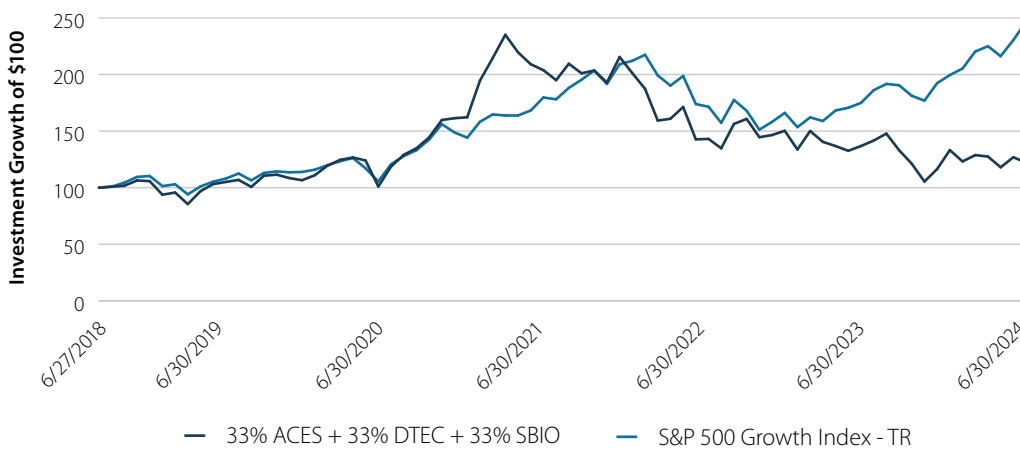
- In recent years, the S&P 500 Growth Index has disproportionately benefitted from its ~56% exposure* to The Magnificent 7 (Apple, Microsoft, Alphabet, Amazon, Nvidia, Tesla and Meta).
- Couple that with a ~32% exposure* to The Magnificent 7 in a core S&P 500 allocation, and investors are extremely levered to the performance of these seven companies (Google and Alphabet trade inline) that are increasingly subject to intense global regulatory headwinds from an anti-trust, privacy and ethical perspective.
- When examining the growth allocation of a client portfolio, the SS&C ALPS Advisors Thematic ETF Supersleeve, consisting of the ALPS Disruptive Technologies ETF (DTEC), the ALPS Clean Energy ETF (ACES) and the ALPS Medical Breakthroughs ETF (SBIO), captures true secular growth through disruptive innovation with only a 2.45% exposure* to The Magnificent 7.

*As of 6/30/2024

The SS&C ALPS Advisors Thematic ETF Supersleeve can Help Diversify a Growth Portfolio



SS&C ALPS Advisors Thematic ETF Supersleeve as a Substitute to the S&P 500 Growth Index




The SS&C ALPS Advisors Thematic Supersleeve has offered periods of outperformance vs. the S&P Growth Index, while minimizing exposure to Mega Cap Tech that may experience more volatility going forward.

Source: Morningstar, from Common Inception to 6/30/2024
Past performance is no guarantee of future results.

Methodology: SS&C ALPS Advisors Thematic ETF Supersleeve

ALPS Clean Energy ETF (ACES)

Exposure to US and Canadian-based pure-play companies that derive a majority of their value from a clean energy business or clean technologies within seven clean energy segments.



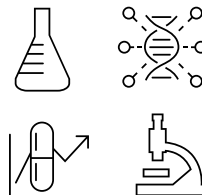
ALPS Disruptive Technologies ETF (DTEC)

Exposure to ten different disruptive technology themes with ten global, pure-play companies within each theme for true disruptive diversification.



ALPS Medical Breakthroughs ETF (SBIO)

Exposure to quality-screened US small and mid-cap biotechnology companies that are at the forefront of drug development and innovation and are well capitalized.



A balanced blend of ACES, DTEC and SBIO can provide broad exposure to pure-play growth companies within innovative areas of the global economy where disruption is occurring at a rapid pace.

SS&C ALPS Advisors Thematic ETFs Overlap to S&P 500 Growth Index (SGX)*

| | Holdings Overlap to SGX | Overlap Holdings % of Portfolio | Total Holdings |
|----------------------------------|-------------------------|---------------------------------|----------------|
| ALPS Clean Energy ETF | 2.00 | 10.44 | 39.00 |
| ALPS Disruptive Technologies ETF | 27.00 | 30.23 | 95.00 |
| ALPS Medical Breakthroughs ETF | 0.00 | 100.00 | 100.00 |
| S&P 500 Growth Index | - | - | 230.00 |

* As of 6/30/2024

Performance as of 6/30/2024

| Total Returns | Cumulative | | | | Annualized | | | Total Operating Expenses | |
|--|------------|--------|---------|-----------------|------------|---------|--------|--------------------------|--------------|
| | 1 M | 3 M | YTD | SI ¹ | 1 Y | 3 Y | 5 Y | | |
| ALPS Clean Energy ETF (ACES) | | | | | | | | | |
| NAV (Net Asset Value) | -10.48% | -4.75% | -21.24% | 20.75% | -36.86% | -27.37% | 0.09% | 3.19% | 0.55% |
| Market Price | -10.58% | -4.72% | -21.25% | 20.67% | -36.88% | -27.39% | 0.05% | 3.18% | |
| CIBC Atlas Clean Energy Index - TR | -10.48% | -5.13% | -21.59% | 22.51% | -37.22% | -27.48% | 0.14% | 3.44% | |
| S&P 1000 Index - TR | -1.79% | -3.34% | 4.03% | 57.18% | 12.08% | 3.02% | 9.61% | 7.82% | |
| ALPS Disruptive Technologies ETF (DTEC) | | | | | | | | | |
| NAV (Net Asset Value) | 0.24% | -2.41% | -0.63% | 67.29% | 5.32% | -5.12% | 6.56% | 8.23% | 0.50% |
| Market Price | 0.05% | -2.51% | -0.72% | 67.04% | 5.06% | -5.17% | 6.52% | 8.21% | |
| Indxx Disruptive Technologies Index - NTR | 0.31% | -2.39% | -0.45% | 70.61% | 5.64% | -4.80% | 6.92% | 8.56% | |
| Morningstar Global Markets Index - NTR | 1.89% | 2.43% | 10.44% | 70.53% | 18.60% | 4.78% | 10.29% | 8.55% | |
| ALPS Medical Breakthroughs ETF (SBIO) | | | | | | | | | |
| NAV (Net Asset Value) | 0.78% | -6.25% | 2.07% | 43.03% | 6.56% | -11.75% | -1.43% | 3.84% | 0.50% |
| Market Price | 0.36% | -6.20% | 2.07% | 42.98% | 6.56% | -11.74% | -1.34% | 3.84% | |
| S-Network Medical Breakthroughs Index - TR | 0.81% | -6.16% | 2.21% | 48.15% | 6.84% | -11.34% | -1.05% | 4.23% | |
| NASDAQ Biotechnology Index - TR | 3.37% | 2.85% | 4.47% | 51.07% | 12.43% | -3.28% | 6.59% | 4.44% | |

Performance data quoted represents past performance. Past performance is no guarantee of future results so that shares, when redeemed, may be worth more or less than their original cost. The investment return and principal value will fluctuate. Current performance may be higher or lower than the performance quoted. For current month-end performance call 1-866-759-5679 or visit www.alpsfunds.com. Performance includes reinvested distributions and capital gains.

Market Price is based on the midpoint of the bid/ask spread at 4 p.m. ET and does not represent the returns an investor would receive if shares were traded at other times.

¹ ACES inception date: 6/28/2018; DTEC inception date: 12/28/2017; SBIO inception date: 12/30/2014

Important Disclosures & Definitions

An investor should consider the investment objectives, risks, charges and expenses carefully before investing. To obtain a prospectus containing this and other information, call 1-866-759-5679 or visit www.alpsfunds.com. Read the prospectus carefully before investing.

Shares of ETFs are bought and sold at market price (not NAV) and are not individually redeemable.

Performance data quoted represents past performance. Past performance is no guarantee of future results; current performance may be higher or lower than performance quoted.

All investments are subject to risks, including the loss of money and the possible loss of the entire principal amount invested. Additional information regarding the risks of this investment is available in the prospectus.

Diversification does not eliminate the risk of experiencing investment losses.

The Funds employ a "passive management" - or indexing - investment approach and seek investment results that correspond (before fees and expenses) generally to the performance of their underlying index. Unlike many investment companies, the Funds are not "actively" managed. Therefore, they would not necessarily sell or buy a security unless that security is removed from or added to their underlying index, respectively.

CIBC Atlas Clean Energy Index: an adjusted market cap weighted index designed to provide exposure to a diverse set of US or Canadian based companies involved in the clean energy sector including renewables and clean technology. The clean energy sector is comprised of companies that provide the products and services which enable the evolution of a more sustainable energy sector.

Inxx Disruptive Technologies Index: designed to track the performance of companies that are likely to disrupt an existing market and value network, displace established market leading firms, products and alliances and increasingly gain market share.

Morningstar Global Markets Index: measures the performance of the stocks located in the developed and emerging countries across the world. Stocks in the index are weighted by their float capital, which removes corporate cross ownership, government holdings and other locked-in shares.

NASDAQ Biotechnology Index: designed to track the performance of a set of securities listed on The NASDAQ Stock Market (NASDAQ) that are classified as either biotechnology or pharmaceutical companies, and is a modified market capitalization weighted index.

Pure-Play: a company that focuses solely on one type of product or service.

S&P 1000 Index: combines the S&P MidCap 400 and the S&P SmallCap 600 to form an investable benchmark for the mid- to small-cap segment of the US equity market.

S&P 500 Growth Index: a capitalization-weighted index containing the stocks from the S&P 500 Index with Growth characteristics.

S-Network Medical Breakthroughs Index: comprised of small and mid-cap stocks of biotechnology companies that have one or more drugs in either Phase II or Phase III of the US Food and Drug Administration ("FDA") clinical trials.

Thematic ETF: an exchange-traded fund that invests in a specific theme or trend.

One may not invest directly in an index.

ALPS Advisors, Inc., registered investment adviser with the SEC, is the investment adviser to the Funds. ALPS Advisors, Inc. is affiliated with ALPS Portfolio Solutions Distributor, Inc.

ALPS Portfolio Solutions Distributor, Inc. is the distributor for the Funds.

Not FDIC Insured • No Bank Guarantee • May Lose Value

APS002534 11/30/2024