

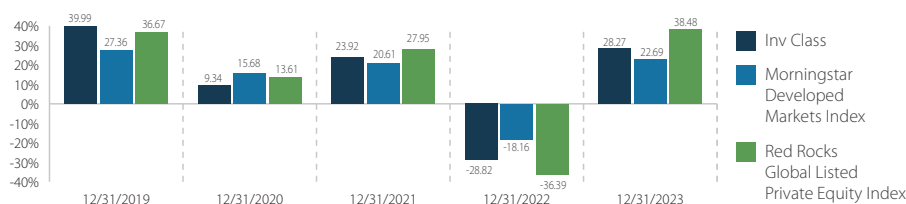
ALPS Global Opportunity Fund

Fact Sheet | June 30, 2024

Unconstrained Capital Allocation

- The ALPS Global Opportunity Fund is an open-end mutual fund that provides investors access to global companies which we believe to have a superior and more flexible capital allocation process with the ability to provide consistently high returns on invested capital. We believe companies that have consistently high returns on invested capital can provide attractive stock price appreciation and risk-adjusted returns.
- Most public companies have limited degrees of freedom to deploy capital and enhance their operations. Over time, they face significant constraints to growth as products and markets mature, competition increases and innovation and technological disruption decreases operating margins and diminishes returns on invested capital.
- The investment team has identified global companies with broad latitude and flexibility in their capital allocation process, with the ability to more broadly deploy capital over longer investment cycles.

Calendar Year Performance as of 12/31/2023



Performance as of 6/30/2024

Total Returns	3 M	YTD	Annualized				
			1 Y	3 Y	5 Y	10 Y	SI
Class I (NAV)	1.56%	8.17%	24.38%	2.84%	9.29%	7.97%	5.15%
Inv Class (NAV)	1.47%	8.01%	24.15%	2.56%	9.03%	7.68%	4.86%
Class A (NAV)	1.34%	7.90%	23.92%	2.53%	9.02%	7.67%	4.86%
Class A (MOP)	-4.21%	1.94%	17.10%	0.61%	7.79%	7.06%	4.50%
Class C (NAV)	1.36%	7.55%	23.16%	1.84%	8.20%	6.90%	4.07%
Class C (CDSC)	0.36%	6.55%	22.16%	1.84%	8.20%	6.90%	4.07%
Morningstar Developed Markets Index - NR	2.09%	10.83%	19.23%	5.95%	11.11%	8.82%	7.01%
Red Rocks Global Listed Private Equity Index - TR	-2.33%	4.25%	26.81%	-0.24%	8.48%	7.47%	5.13%

Identifiers and Fees

	Class I	Inv Class	Class A	Class C
Identifiers				
Ticker	LPEIX	LPEFX	LPFAX	LPFCX
CUSIP	317609782	317609816	31761R344	317609634
Shareholder Fees (fees paid directly from your investment)				
Maximum Sales Charge (Load) [†]	None	None	5.50%	None
Maximum Deferred Sales Charge [‡]	None	None	None	1.00%
Annual Fund Operating Expenses (expenses you pay each year as a percentage of the value of your investment)				
Total Operating Expenses	2.30%	2.64%	2.64%	3.31%
Total Operating Expenses After Fee Waiver [^]	2.24%	2.64%	2.64%	3.24%

Minimum Initial Investment

Class I:	\$100,000
	\$500 for tax-deferred,
Class Inv, A & C:	\$2,500 for all others

Fund Stats

Inception Date:	12/31/2007
Total Net Assets:	\$64 Million
Total Number of Holdings:	53
Adviser:	ALPS Advisors, Inc.

Investment Objective

The Fund seeks to maximize total return, which consists of appreciation on its investments and a variable income stream.

Role in Portfolio

The ALPS Global Opportunity Fund may be used as a global equity allocation in a diversified portfolio.

Performance data quoted represents past performance. Past performance is no guarantee of future results so that shares, when redeemed, may be worth more or less than their original cost. The investment return and principal value will fluctuate. Current performance may be higher or lower than the performance quoted. For current month-end performance call 1-866-759-5679 or visit www.alpsfunds.com. Performance includes reinvested distributions and capital gains.

Maximum Offering Price (MOP) performance for Class A shares includes the Fund's maximum sales charge of 5.50%. Contingent Deferred Sales Charge (CDSC) performance for Class C shares includes a 1% CDSC on shares redeemed within 12-months of purchase. Performance shown at Net Asset Value (NAV) does not include these sales charges and would have been lower had it been taken into account.

Performance for Class A shares prior to 6/12/2018 reflects the historical performance of the Fund's Investor Class shares, calculated using the fees and expenses of Class A shares. Performance for Class C shares prior to 6/30/2010 reflects the historical performance of the Fund's Investor Class shares, calculated using the fees and expenses of Class C shares.


[†] Fee imposed on purchases.

[‡] A percentage of the lower of original purchase price or redemption proceeds.

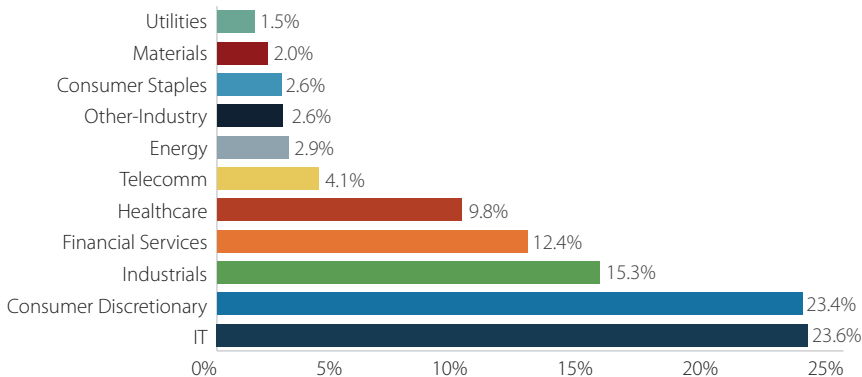
[^] Total Operating Expenses after Fee Waiver reflects the Adviser's decision to contractually limit expenses through 2/28/2025 and the direct operating expenses and indirect costs of investing in the acquired funds. As shown in the Fund's prospectus dated 2/28/2024, indirect costs of investing in the acquired funds was 0.99% for each class. If the indirect costs were excluded from Total Operating Expenses after Fee Waiver as shown above, Total Operating Expenses after Fee Waiver would be 1.25%, 1.65%, 1.65% and 2.25%, respectively. Please see the prospectus for additional information.

Portfolio Diversification of Underlying Holdings

Geographic Allocation



Industry



Source: SS&C ALPS Advisors, as of 6/30/2024

Top 10 Holdings

KKR & Co., Inc.	5.07%
3i Group PLC	5.04%
HgCapital Trust PLC	4.45%
HarbourVest Global Private Equity, Ltd.	4.12%
Ares Management LP	4.07%
Intermediate Capital Group PLC	3.76%
Brederode SA	3.59%
Partners Group Holding AG	3.29%
Oakley Capital Investments, Ltd.	3.28%
Blackstone, Inc.	3.23%
Top Ten Holdings	39.90%
Total Number of Holdings	53

As of 6/30/2024, subject to change

Important Disclosures & Definitions

An investor should consider the investment objectives, risks, charges and expenses carefully before investing. To obtain a prospectus containing this and other information, call 1-866-759-5679 or visit www.alpsfunds.com. Read the prospectus carefully before investing.

Performance data quoted represents past performance. Past performance is no guarantee of future results; current performance may be higher or lower than performance quoted.

All investments are subject to risks, including the loss of money and the possible loss of the entire principal amount invested. Additional information regarding the risks of this investment is available in the prospectus.

Certain of the Fund's investments may be exposed to liquidity risk due to low trading volume, lack of a market maker or legal restrictions limiting the ability of the Fund to sell particular securities at an advantageous price and/or time. As a result these securities may be more difficult to value. Foreign investing involves special risks such as currency fluctuations and political uncertainty. The Fund invests in derivatives and is subject to the risk that the value of those derivative investments will fall because of pricing difficulties or lack of correlation with the underlying investment.

There are inherent risks in investing in private equity companies, which encompass financial institutions or vehicles whose principal business is to invest in and lend capital to privately-held companies. Generally, little public information exists for private and thinly traded companies, and there is a risk that investors may not be able to make a fully informed investment decision.

Listed Private Equity Companies may have relatively concentrated investment portfolios, consisting of a relatively small number of holdings. A consequence of this limited number of investments is that the aggregate returns realized may be adversely impacted by the poor performance of a small number of investments, or even a single investment, particularly if a company experiences the need to write down the value of an investment.

Morningstar Developed Markets Index: measures the performance of developed regional markets targeting the top 97% of stocks by market capitalization.

Red Rocks Global Listed Private Equity Index: comprised of 40-75 listed private equity companies and provides broad exposure to the growth and returns generated by hundreds of private companies.

One may not invest directly in an index.

ALPS Advisors, Inc., registered investment adviser with the SEC, is the investment adviser to the Fund. ALPS Advisors, Inc. is affiliated with ALPS Portfolio Solutions Distributor, Inc.

ALPS Portfolio Solutions Distributor, Inc. is the distributor for the Fund.

Not FDIC Insured • No Bank Guarantee • May Lose Value

RRC000905 11/30/2024