

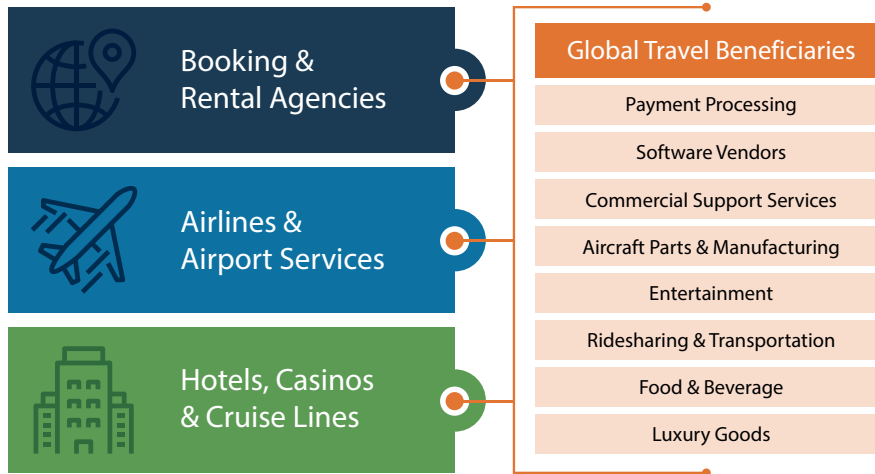
Ticker: JRNY

ALPS Global Travel Beneficiaries ETF

Fact Sheet | June 30, 2024

Why Global Travel Beneficiaries?

In addition to traditional travel-related businesses, JRNY's artificial intelligence-driven screening process identifies additional companies that may benefit from the global travel ecosystem. We believe the inclusion of beneficiaries in JRNY's portfolio may provide a holistic and more diversified exposure to the secular tailwinds in global travel.



Why Invest in the ALPS Global Travel Beneficiaries ETF?

JRNY may enhance a core equity position by potentially providing benefits to investors:

- **Holistic and diversified exposure** – access to a broad global travel ecosystem, rather than individual segments, with the potential to temper cyclicality
- **Quality and growth overlay** – following the initial segment screen, companies receive a relative ranking by quality and growth which factors position size in the portfolio
- **Artificial intelligence-assisted screening**[†] – Index methodology leverages artificial intelligence (AI) technology to identify travel beneficiary companies that may derive revenue and growth from the global travel economy
- **ETF structure** – a fully transparent*, passively managed strategy in a low-cost**, tax-efficient*** fund structure

Performance as of 6/30/2024

Total Returns	Cumulative				Annualized	
	1 M	3 M	YTD	SI ¹	1 Y	SI ¹
NAV (Net Asset Value)	-0.99%	-6.52%	0.58%	-2.67%	2.24%	-0.96%
Market Price	-1.07%	-6.44%	0.88%	-2.51%	2.28%	-0.90%
S-Network Global Travel Index - NTR ²	-0.95%	-6.45%	0.78%	-1.33%	2.74%	-0.48%

Performance data quoted represents past performance. Past performance is no guarantee of future results so that shares, when redeemed, may be worth more or less than their original cost. The investment return and principal value will fluctuate. Current performance may be higher or lower than the performance quoted. For current month-end performance call 1-866-759-5679 or visit www.alpsfunds.com. Performance includes reinvested distributions and capital gains.

Market Price is based on the midpoint of the bid/ask spread at 4 p.m. ET and does not represent the returns an investor would receive if shares were traded at other times.

¹ Fund inception date: 9/8/2021

² S-Network Global Travel Index: a rules-based methodology developed by S-Network Global Indexes Inc., which is designed to identify exchange-traded stocks of companies that are materially engaged in the global travel industry, including four segments: Airlines & Airport Services; Hotels, Casinos, Cruise Lines; Booking & Rental Agencies; and Ancillary Beneficiaries, which is based on the research of the Index Provider. One may not invest directly in an index.

Investment Objective

The Fund seeks investment results that replicate as closely as possible, before fees and expenses, the performance of the S-Network Global Travel Index (TRAVEL).

Investment Philosophy

JRNY invests in companies principally engaged in, or deriving significant revenue from, the global travel industry, including four segments: Booking & Rental Agencies, Airlines & Airport Services, Hotels, Casinos & Cruise Lines, and Global Travel Beneficiaries.

Portfolio Management

Ryan Mischker[^]

Senior Vice President of Index Management, ALPS Advisors, Inc.
20+ years investment experience

Andrew Hicks

Senior Vice President, Portfolio Management & Research, ALPS Advisors, Inc.
20+ years investment experience

Fund Details

Ticker:	JRNY
Listing Exchange:	NYSE Arca
CUSIP:	00162Q429
Inception Date:	9/8/2021
Distributions Paid:	Annually
Total Operating Expenses:	0.65%
NAV:	\$24.09
Shares Outstanding:	250,000

* Daily disclosure of holdings.

** Ordinary brokerage fees apply.

*** Upon redemption, the ETF issuer delivers underlying securities "in kind" which can reduce the fund's tax burden and provide higher after tax returns for investors.

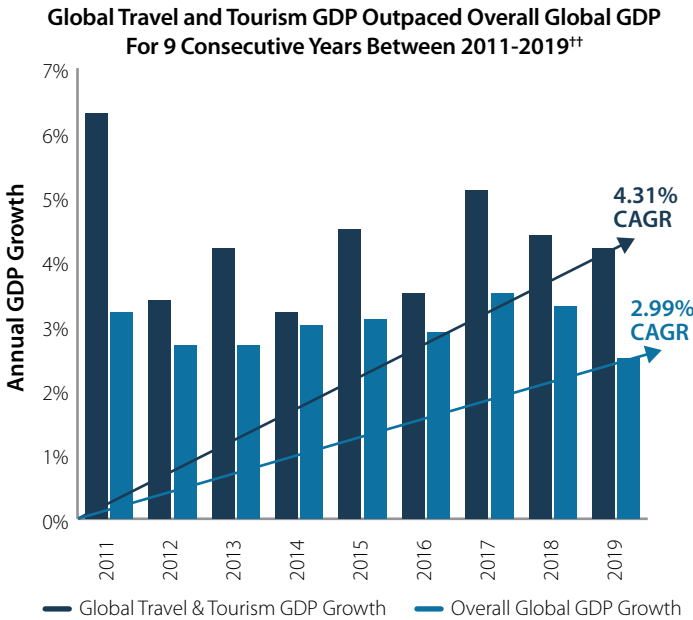
[^] Registered Representative of ALPS Distributors, Inc.

[†] The Underlying Index's natural language processing algorithm ("NLP algorithm") may not identify companies if the publicly available data for those companies have not used the key words analyzed by the algorithm. The NLP algorithm has a limited ability to recognize key words in context of relevant business exposure to travel, and the frequency of key words is not necessarily indicative of relevancy. In addition, the NLP algorithm may identify companies that may derive only a small portion of revenue or profits from travel.

ALPS Global Travel Beneficiaries ETF

Why Invest in Global Travel?

Global travel spending has outpaced global gross domestic product (GDP) for nine consecutive years between 2011 and 2019.^{††} Although COVID-19 has significantly affected global travel spending, we believe the longer-term trends indicate a potential for continued healthy growth for travel and its related ecosystem.



Compound Annual Growth Rate (CAGR): the mean annual growth rate of an investment or asset over a specified period of time longer than one year.

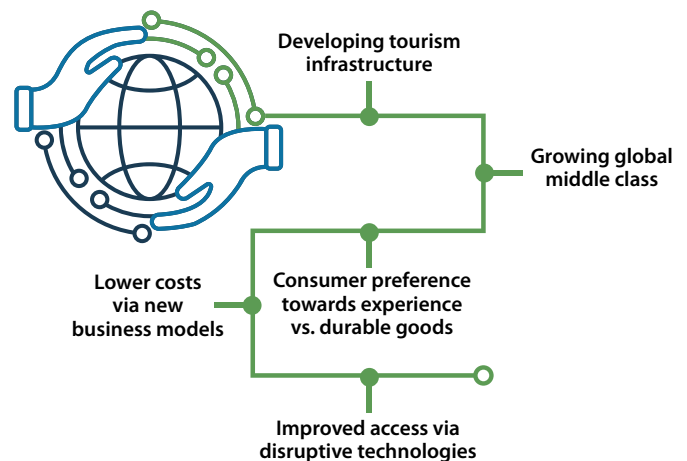
^{††} Source: World Travel & Tourism Council, Economic Impact & Trends, June 2021

Top 10 Holdings

American Express Co	4.73%
Airbnb Inc	4.71%
Booking Holdings Inc	4.69%
Hilton Worldwide Holdings Inc	4.68%
Uber Technologies Inc	4.65%
Marriott International Inc	4.56%
Walt Disney Co/The	4.50%
Royal Caribbean Cruises Ltd	4.27%
L'Oreal Sa	4.11%
Delta Air Lines Inc	3.52%

As of 6/30/2024, subject to change

Trends Driving Global Travel Growth



Important Disclosures & Definitions

An investor should consider the investment objectives, risks, charges and expenses carefully before investing. To obtain a prospectus containing this and other information, call 1-866-759-5679 or visit www.alpsfunds.com. Read the prospectus carefully before investing.

Shares of ETFs are bought and sold at market price (not NAV) and are not individually redeemable.

Performance data quoted represents past performance. Past performance is no guarantee of future results; current performance may be higher or lower than performance quoted.

All investments are subject to risks, including the loss of money and the possible loss of the entire principal amount invested. Additional information regarding the risks of this investment is available in the prospectus.

Diversification does not eliminate the risk of experiencing investment losses.

The Fund is subject to investment and operational risks associated with the travel industry. Companies engaged in the travel industry may be adversely affected by a downturn in economic conditions that can result in decreased demand for travel. These companies may be significantly impacted by the performance of the overall economy, changing consumer tastes and demands, consumer discretionary income levels, intense competition, technological developments, and government regulation. Additionally, uncertainty regarding international travel and other events such as political or social violence, terrorist attacks, and biological outbreaks may significantly impact the travel and vacation industry.

The Fund employs a "passive management" - or indexing - investment approach and seeks investment results that correspond (before fees and expenses) generally to the performance of its underlying index. Unlike many investment companies, the Fund is not "actively" managed. Therefore, it would not necessarily sell or buy a security unless that security is removed from or added to the underlying index, respectively.

ALPS Advisors, Inc., registered investment adviser with the SEC, is the investment adviser to the Fund. ALPS Advisors, Inc., ALPS Distributors, Inc. and ALPS Portfolio Solutions Distributor, Inc. are affiliated.

ALPS Portfolio Solutions Distributor, Inc. is the distributor for the Fund.

Not FDIC Insured • No Bank Guarantee • May Lose Value

TVL000183 11/30/2024