

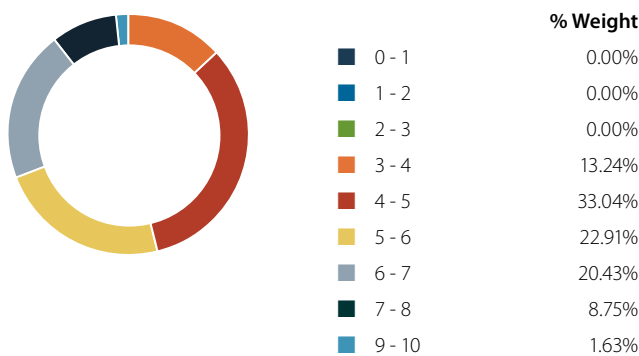
Ticker: RFCI

# RiverFront Dynamic Core Income ETF

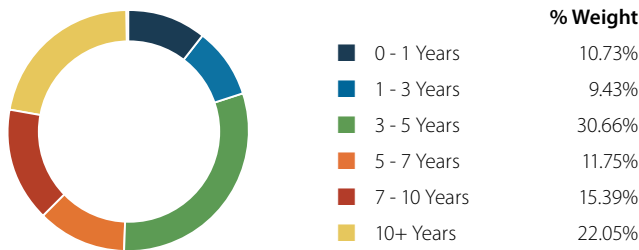
Fact Sheet | June 30, 2024

The Fund seeks to achieve its investment objective by investing in a global portfolio of fixed income securities of various maturities, ratings and currency denominations. The Fund allocates its investments based upon the analysis of RiverFront Investment Group, LLC of the pertinent economic and market conditions, as well as yield, maturity, credit and currency considerations. The Fund is prohibited from investing more than 15% in high-yield and more than 10% in securities denominated in foreign currencies or emerging market debt. The average duration of the Fund is expected to be between two and eight years, under normal conditions.

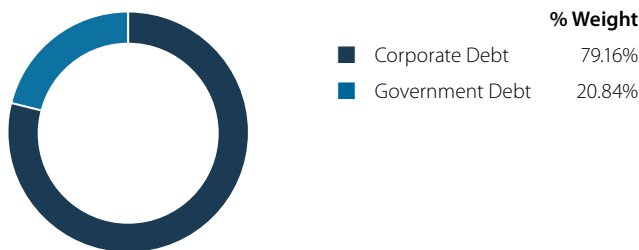
## Coupon Breakdown (% of Total Investments)



## Maturity Breakdown (% of Total Investments)



## Market Sector Breakdown (% of Total Investments)



Future holdings are subject to change. Weights presented are exclusive of cash positions.

## Fund Details

Ticker:	RFCI
Listing Exchange:	NYSE Arca
CUSIP:	00162Q536
Inception Date:	6/13/2016
Net Asset Value Per Share:	\$22.23
Number of Holdings:	45
Distributions Paid:	Monthly
Most Recent Distribution*:	\$0.08367
Total Operating Expenses:	<b>0.52%</b>

\* Distribution paid on 6/25/2024

## Investment Objective

The Fund seeks total return, with an emphasis on income as the source of that total return.

## Investable Securities

- US and foreign government and corporate debt<sup>^</sup>
- High yield bonds<sup>^^</sup>
- Emerging market bonds<sup>^</sup>
- Mortgage backed securities (MBS)
- Commercial mortgage backed securities (CMBS)
- Asset backed securities (ABS)
- Convertible bonds
- Preferred securities
- Municipal bonds

<sup>^</sup> The Fund may invest up to 10% in securities denominated in foreign currencies and up to 10% in securities of issuers located in emerging markets.

<sup>^^</sup> The Fund may invest up to 15% in high yield securities.

## Fund Characteristics

Modified Duration <sup>1</sup> :	5.36
30-Day SEC Yield <sup>2</sup> :	5.04%
30-Day SEC Yield (Unsubsidized) <sup>3</sup> :	5.04%

<sup>1</sup> A modified version of the Macaulay duration that is a direct measure of how much a bond's price changes when its yield changes. It is calculated by dividing the Macaulay duration by yield plus one.

<sup>2</sup> 30-Day SEC Yield: reflects the dividends and interest earned during the period, after the deduction of the Fund's expenses.

<sup>3</sup> 30-Day SEC Yield (Unsubsidized): reflects the dividends and interest earned during the period, after the deduction of the Fund's expenses, excluding fee waivers.

# RiverFront Dynamic Core Income ETF

## Top 10 Holdings (% of Total Investments)

T 4 ¾ 11/15/43	10.95%
T 4 11/15/52	4.11%
Kntk 6 ⅝ 12/15/28	4.06%
Ocinc 7 ¾ 01/15/29	4.03%
T 6 ⅞ 08/15/29	3.71%
Gm 6.4 01/09/33	3.57%
Ir 5.7 08/14/33	3.52%
H 5 ¾ 04/23/30	3.50%
Cnxc 6.85 08/02/33	3.42%
Bac 6 ⅞ Perp	2.50%

As of 6/30/2024, subject to change

## A Solution Based Partnership

### ALPS Advisors, Inc.

- Serves as Adviser to the Fund
- Specializes in manager oversight and evaluation
- Focuses on delivering innovative asset management solutions

### RiverFront Investment Group

- Serves as Sub-Adviser to the Fund
- Applies a proprietary Price Matters® optimization process to provide comprehensive, tactical global allocation portfolios
- Utilizes a “Glass Walls” approach, stressing transparency in its advice model and its relationships within the financial services industry

## Performance as of 6/30/2024

Total Returns	Cumulative				Annualized			
	1 M	3 M	6 M	YTD	1 Y	3 Y	5 Y	SI†
NAV (Net Asset Value)	1.10%	0.58%	0.45%	0.45%	4.57%	-1.12%	0.62%	1.27%
Market Price	0.74%	0.45%	0.23%	0.23%	4.06%	-1.19%	0.53%	1.24%
Bloomberg US Aggregate Bond Index - TR††	0.95%	0.07%	-0.71%	-0.71%	2.63%	-3.02%	-0.23%	0.80%

**Performance data quoted represents past performance. Past performance is no guarantee of future results so that shares, when redeemed, may be worth more or less than their original cost. The investment return and principal value will fluctuate. Current performance may be higher or lower than the performance quoted. For current month-end performance call 1-866-759-5679 or visit [www.alpsfunds.com](http://www.alpsfunds.com). Performance includes reinvested distributions and capital gains.**

Market Price is based on the midpoint of the bid/ask spread at 4 p.m. ET and does not represent the returns an investor would receive if shares were traded at other times.

† Fund inception date: 6/13/2016

†† Bloomberg US Aggregate Bond Index: a broad-based benchmark that measures the investment grade, US dollar-denominated, fixed-rate taxable bond market. The index includes Treasuries, government-related and corporate securities, fixed-rate agency MBS, ABS and CMBS (agency and non-agency). One may not invest directly in an index.

## Important Disclosures & Definitions

**An investor should consider the investment objectives, risks, charges and expenses carefully before investing. To obtain a prospectus containing this and other information, call 1-866-759-5679 or visit [www.alpsfunds.com](http://www.alpsfunds.com). Read the prospectus carefully before investing.**

Shares of ETFs are bought and sold at market price (not NAV) and are not individually redeemable.

Performance data quoted represents past performance. Past performance is no guarantee of future results; current performance may be higher or lower than performance quoted.

All investments are subject to risks, including the loss of money and the possible loss of the entire principal amount invested. Additional information regarding the risks of this investment is available in the prospectus.

The performance of the Fund relative to its benchmark will depend largely on the decisions of the RiverFront Investment Group, LLC (the “Sub-Adviser” or “RiverFront”) as to strategic asset allocation and tactical adjustments made to the asset allocation. At times, RiverFront’s judgments as to the asset classes in which the Fund should invest may prove to be wrong, as some asset classes may perform worse than others or fixed income markets generally from time to time or for extended periods of time. The performance of the Fund is related to the market sectors that RiverFront may choose to emphasize or deemphasize from time to time, as well as to the individual securities selected by RiverFront within those sectors. The investment returns for particular market sectors will fluctuate and may be lower than other sectors. In addition, the individual securities chosen for investment within a particular sector may underperform other securities within that same sector. Certain bonds selected for the Fund’s portfolio may decline in value more than the overall bond markets.

The value of the Fund’s investments in fixed-income securities will generally decrease when interest rates rise, which means the Fund’s NAV will likewise decrease.

The Fund is considered nondiversified and as a result may experience greater volatility than a diversified fund.

Price Matters®: a discipline of the RiverFront Investment Group that compares inflation-adjusted current prices relative to their long-term trend to help identify extremes in valuation.

ALPS Advisors, Inc. and RiverFront Investment Group, LLC, registered investment advisers with the SEC, are the investment adviser and sub-adviser to the Fund, respectively. ALPS Advisors, Inc. and ALPS Portfolio Solutions Distributor, Inc., affiliated entities, are unaffiliated with RiverFront Investment Group, LLC.

ALPS Portfolio Solutions Distributor, Inc. is the distributor for the Fund.

Not FDIC Insured • No Bank Guarantee • May Lose Value

RIG000383 11/30/2024