


# Bankruptcy Filing Trends in Utah



Prepared by: **The American Bankruptcy Institute**  
<http://www.abi.org/>



AMERICAN  
BANKRUPTCY  
INSTITUTE

Updated  
February 2024

# Utah



State at a Glance		
	Utah	National
<b>Population (7/1/2023)</b>	<b>3,417,734</b>	<b>334,914,895</b>
- Change since April 2020	4.5%	1.0%
- Foreign Born	8.4%	13.7%
<b>Size (Square Miles)</b>	<b>82,378</b>	<b>3,533,038</b>
<b>Median Household Income</b>	<b>\$86,833</b>	<b>\$75,021</b>
<b>Persons per Household</b>	<b>3.04</b>	<b>2.57</b>
<b>Per Capita Income</b>	<b>\$37,023</b>	<b>\$41,261</b>
<b>Median Home Value</b>	<b>\$408,500</b>	<b>\$281,900</b>
<b>Homeownership Rate</b>	<b>70.7%</b>	<b>64.8%</b>
<b>High School Graduate (or Higher)</b>	<b>93.2%</b>	<b>89.1%</b>
<b>College Graduate (or Higher)</b>	<b>36.1%</b>	<b>34.3%</b>
<b>Disabled</b>	<b>7.4%</b>	<b>8.9%</b>
<b>No Health Insurance</b>	<b>9.1%</b>	<b>9.3%</b>
<b>In Poverty</b>	<b>8.2%</b>	<b>11.5%</b>
<b>Source: U.S. Census Bureau January 2024</b>		

Prepared by: The American Bankruptcy Institute

<http://www.abi.org>

**Bankruptcy Filings in Utah  
Calendar Years 2000 - 2023**

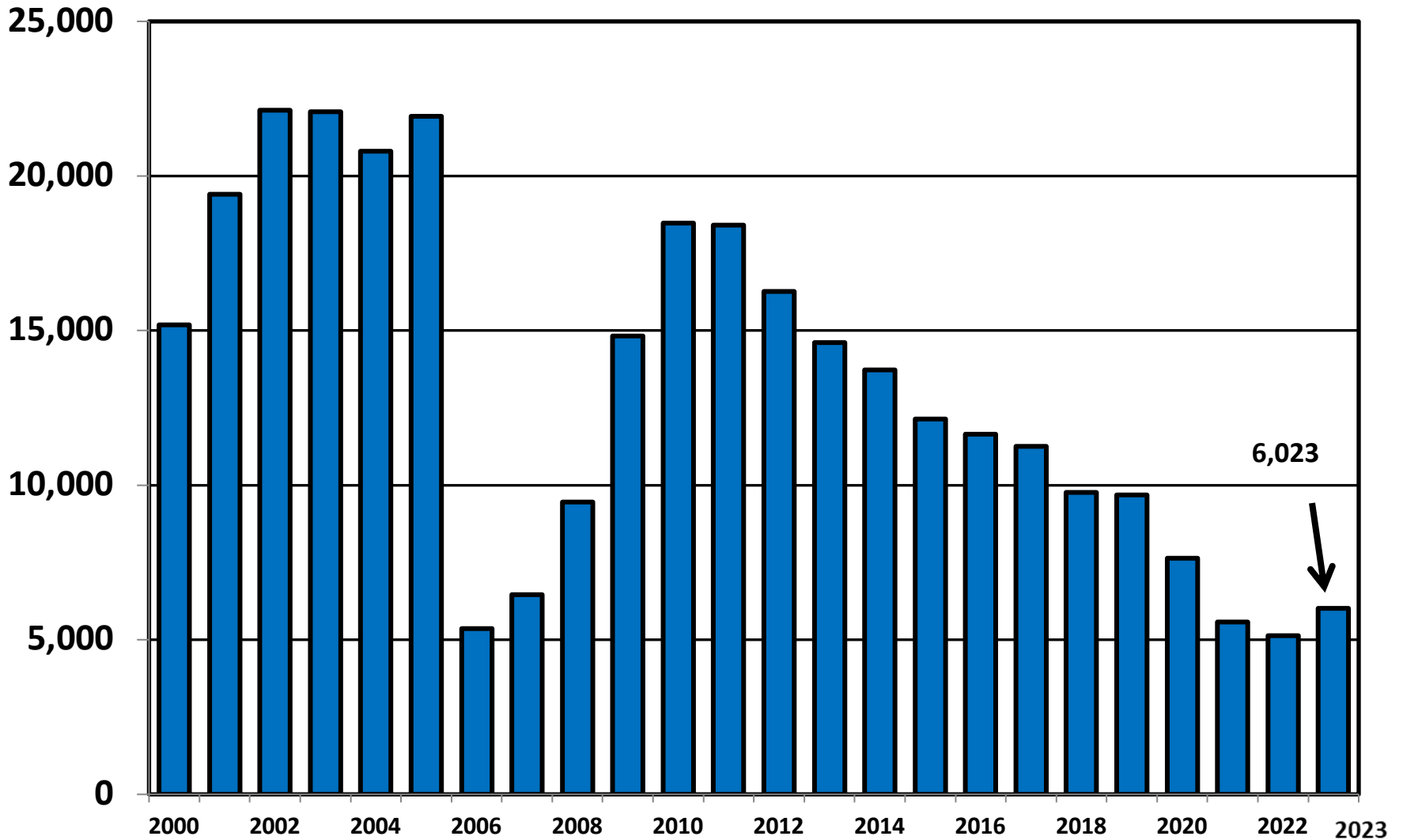
<b>Year</b>	<b>Total</b>	<b>Chapter 7</b>	<b>Chapter 11</b>	<b>Chapter 13</b>	<b>Other Cases*</b>
<b>2023</b>	<b>6,023</b>	<b>3,616</b>	<b>35</b>	<b>2,372</b>	<b>0</b>
<b>2022</b>	<b>5,128</b>	<b>3,054</b>	<b>20</b>	<b>2,053</b>	<b>1</b>
<b>2021</b>	<b>5,576</b>	<b>3,697</b>	<b>8</b>	<b>1,868</b>	<b>3</b>
<b>2020</b>	<b>7,638</b>	<b>5,090</b>	<b>20</b>	<b>2,526</b>	<b>2</b>
<b>2019</b>	<b>9,688</b>	<b>5,804</b>	<b>23</b>	<b>3,861</b>	<b>0</b>
<b>2018</b>	<b>9,771</b>	<b>5,785</b>	<b>28</b>	<b>3,952</b>	<b>6</b>
<b>2017</b>	<b>11,254</b>	<b>6,666</b>	<b>22</b>	<b>4,564</b>	<b>2</b>
<b>2016</b>	<b>11,650</b>	<b>6,838</b>	<b>31</b>	<b>4,781</b>	<b>0</b>
<b>2015</b>	<b>12,132</b>	<b>7,353</b>	<b>32</b>	<b>4,747</b>	<b>0</b>
<b>2014</b>	<b>13,725</b>	<b>8,785</b>	<b>18</b>	<b>4,922</b>	<b>0</b>
<b>2013</b>	<b>14,606</b>	<b>9,764</b>	<b>40</b>	<b>4,801</b>	<b>1</b>
<b>2012</b>	<b>16,266</b>	<b>11,006</b>	<b>53</b>	<b>5,207</b>	<b>0</b>
<b>2011</b>	<b>18,415</b>	<b>12,185</b>	<b>90</b>	<b>6,137</b>	<b>3</b>
<b>2010</b>	<b>18,478</b>	<b>12,325</b>	<b>87</b>	<b>6,063</b>	<b>3</b>
<b>2009</b>	<b>14,829</b>	<b>9,611</b>	<b>91</b>	<b>5,122</b>	<b>5</b>
<b>2008</b>	<b>9,447</b>	<b>5,597</b>	<b>78</b>	<b>3,772</b>	<b>0</b>
<b>2007</b>	<b>6,464</b>	<b>3,730</b>	<b>25</b>	<b>2,708</b>	<b>1</b>
<b>2006</b>	<b>5,363</b>	<b>3,440</b>	<b>25</b>	<b>1,897</b>	<b>1</b>
<b>2005</b>	<b>21,925</b>	<b>16,800</b>	<b>38</b>	<b>5,086</b>	<b>1</b>
<b>2004</b>	<b>20,802</b>	<b>14,379</b>	<b>54</b>	<b>6,368</b>	<b>1</b>
<b>2003</b>	<b>22,084</b>	<b>15,106</b>	<b>88</b>	<b>6,889</b>	<b>1</b>
<b>2002</b>	<b>22,129</b>	<b>14,588</b>	<b>109</b>	<b>7,426</b>	<b>6</b>
<b>2001</b>	<b>19,411</b>	<b>12,526</b>	<b>86</b>	<b>6,797</b>	<b>2</b>
<b>2000</b>	<b>15,192</b>	<b>9,068</b>	<b>49</b>	<b>6,073</b>	<b>2</b>
<b>*Chapters 9, 12 and 15</b>					

**Business Bankruptcy Cases Filed - Utah  
Years Ended December 31, 2000 - 2023**

<b>CALENDAR YEAR</b>	<b>TOTAL FILINGS</b>	<b>CHAPTER 7</b>	<b>CHAPTER 11</b>	<b>CHAPTER 13</b>	<b>OTHER CASES*</b>
<b>2023</b>	<b>132</b>	<b>86</b>	<b>35</b>	<b>11</b>	<b>0</b>
<b>2022</b>	<b>77</b>	<b>51</b>	<b>20</b>	<b>5</b>	<b>1</b>
<b>2021</b>	<b>78</b>	<b>65</b>	<b>7</b>	<b>3</b>	<b>3</b>
<b>2020</b>	<b>119</b>	<b>80</b>	<b>20</b>	<b>17</b>	<b>2</b>
<b>2019</b>	<b>143</b>	<b>114</b>	<b>20</b>	<b>9</b>	<b>0</b>
<b>2018</b>	<b>166</b>	<b>114</b>	<b>27</b>	<b>19</b>	<b>6</b>
<b>2017</b>	<b>168</b>	<b>121</b>	<b>20</b>	<b>25</b>	<b>2</b>
<b>2016</b>	<b>208</b>	<b>142</b>	<b>29</b>	<b>37</b>	<b>0</b>
<b>2015</b>	<b>203</b>	<b>150</b>	<b>32</b>	<b>21</b>	<b>0</b>
<b>2014</b>	<b>229</b>	<b>194</b>	<b>17</b>	<b>18</b>	<b>0</b>
<b>2013</b>	<b>295</b>	<b>235</b>	<b>35</b>	<b>24</b>	<b>1</b>
<b>2012</b>	<b>378</b>	<b>308</b>	<b>44</b>	<b>26</b>	<b>0</b>
<b>2011</b>	<b>597</b>	<b>471</b>	<b>81</b>	<b>42</b>	<b>3</b>
<b>2010</b>	<b>670</b>	<b>544</b>	<b>80</b>	<b>43</b>	<b>3</b>
<b>2009</b>	<b>670</b>	<b>512</b>	<b>84</b>	<b>69</b>	<b>5</b>
<b>2008</b>	<b>419</b>	<b>296</b>	<b>77</b>	<b>46</b>	<b>0</b>
<b>2007</b>	<b>183</b>	<b>133</b>	<b>22</b>	<b>27</b>	<b>1</b>
<b>2006</b>	<b>148</b>	<b>104</b>	<b>23</b>	<b>20</b>	<b>1</b>
<b>2005</b>	<b>449</b>	<b>313</b>	<b>34</b>	<b>101</b>	<b>1</b>
<b>2004</b>	<b>440</b>	<b>294</b>	<b>52</b>	<b>93</b>	<b>1</b>
<b>2003</b>	<b>519</b>	<b>341</b>	<b>85</b>	<b>92</b>	<b>1</b>
<b>2002</b>	<b>602</b>	<b>359</b>	<b>102</b>	<b>135</b>	<b>6</b>
<b>2001</b>	<b>475</b>	<b>294</b>	<b>80</b>	<b>99</b>	<b>2</b>
<b>2000</b>	<b>451</b>	<b>297</b>	<b>47</b>	<b>105</b>	<b>2</b>
<b>* Chapters 9, 12 and 15</b>					

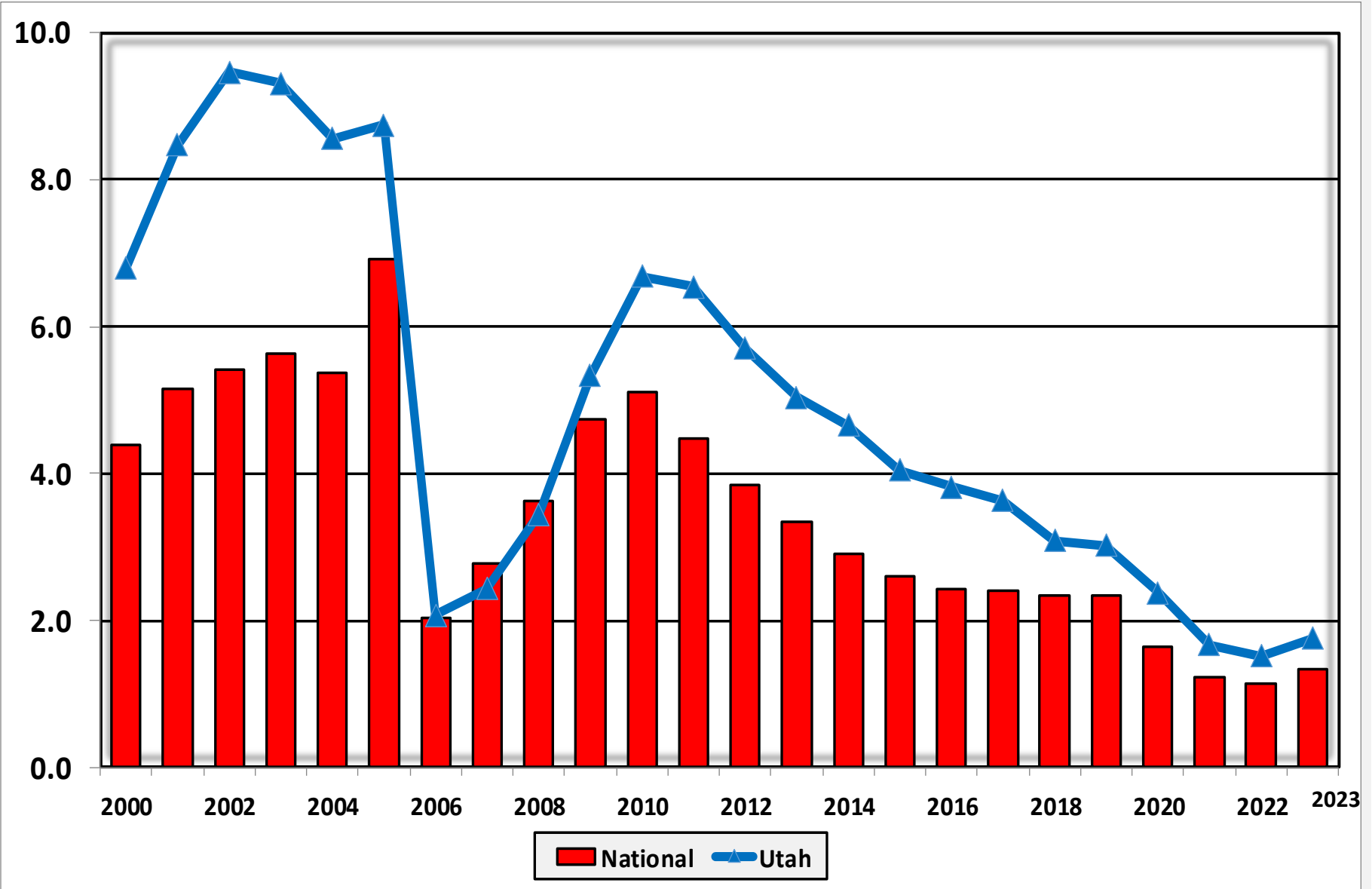
# Total Bankruptcy Cases Filed in Utah

Calendar Years 2000 - 2023



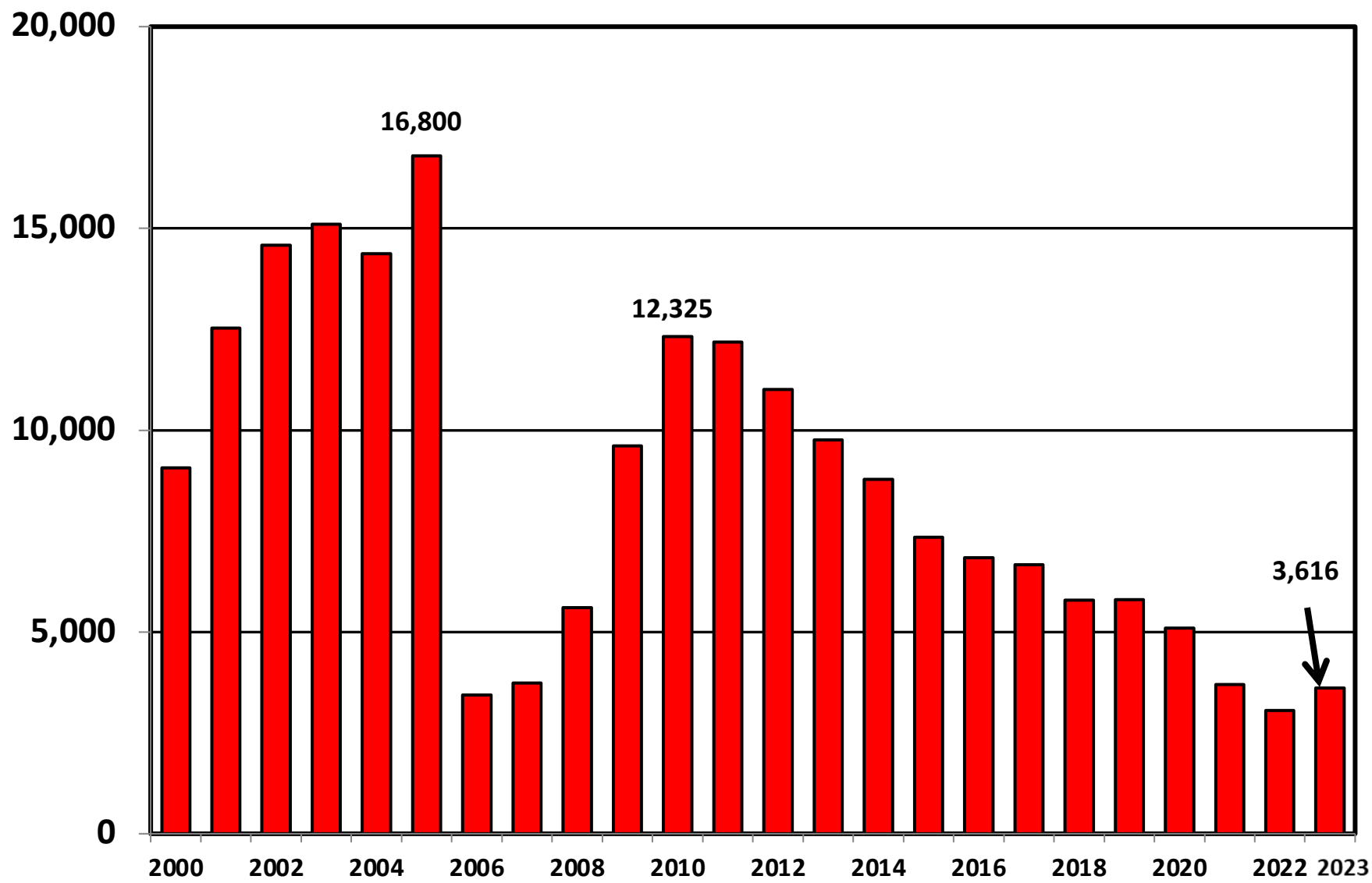


**Bankruptcy Filings per 1,000 Population  
Utah vs. National Average 2000 – 2023**



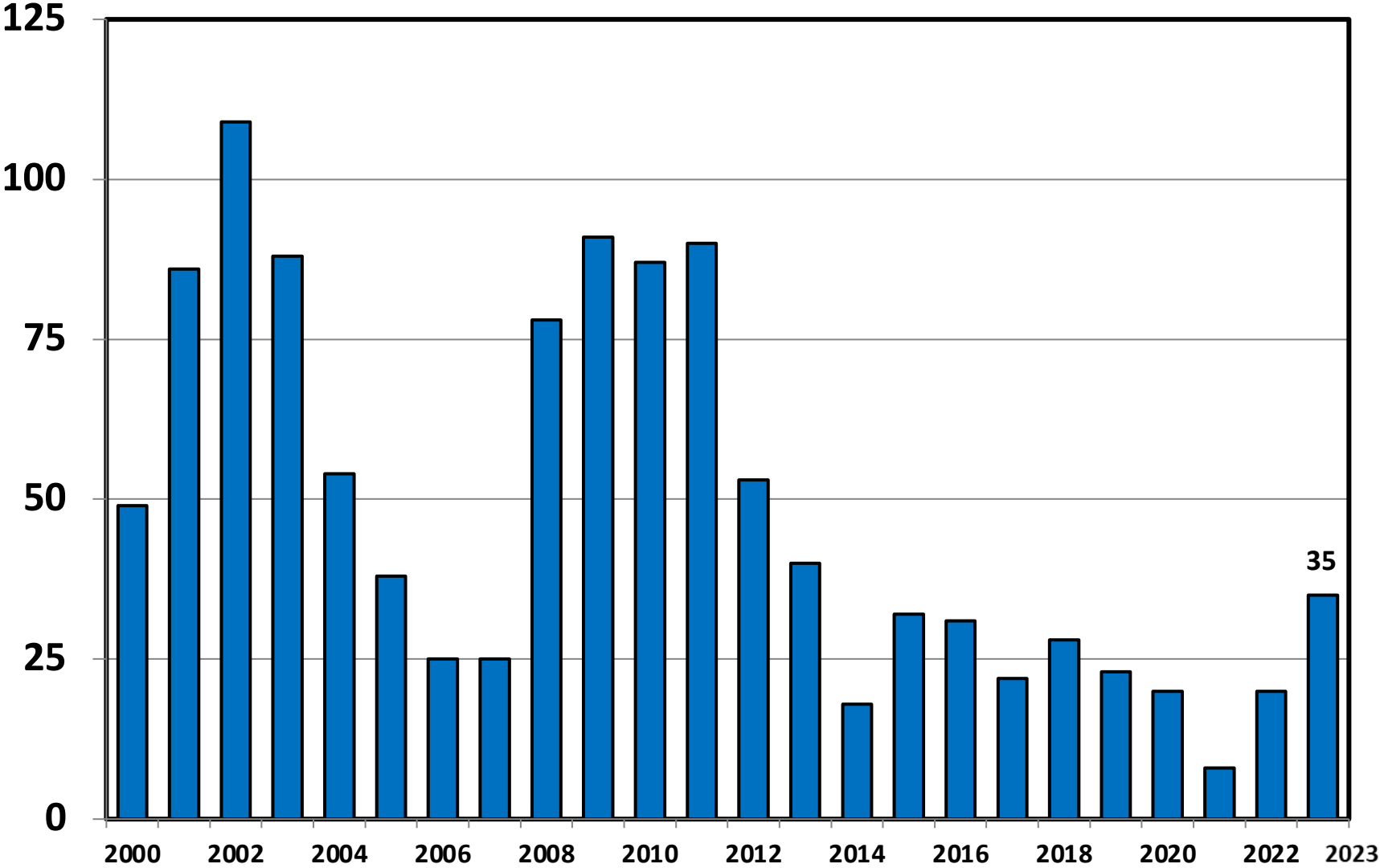
# District of Utah

## Chapter 7 Cases Filed 2000 - 2023



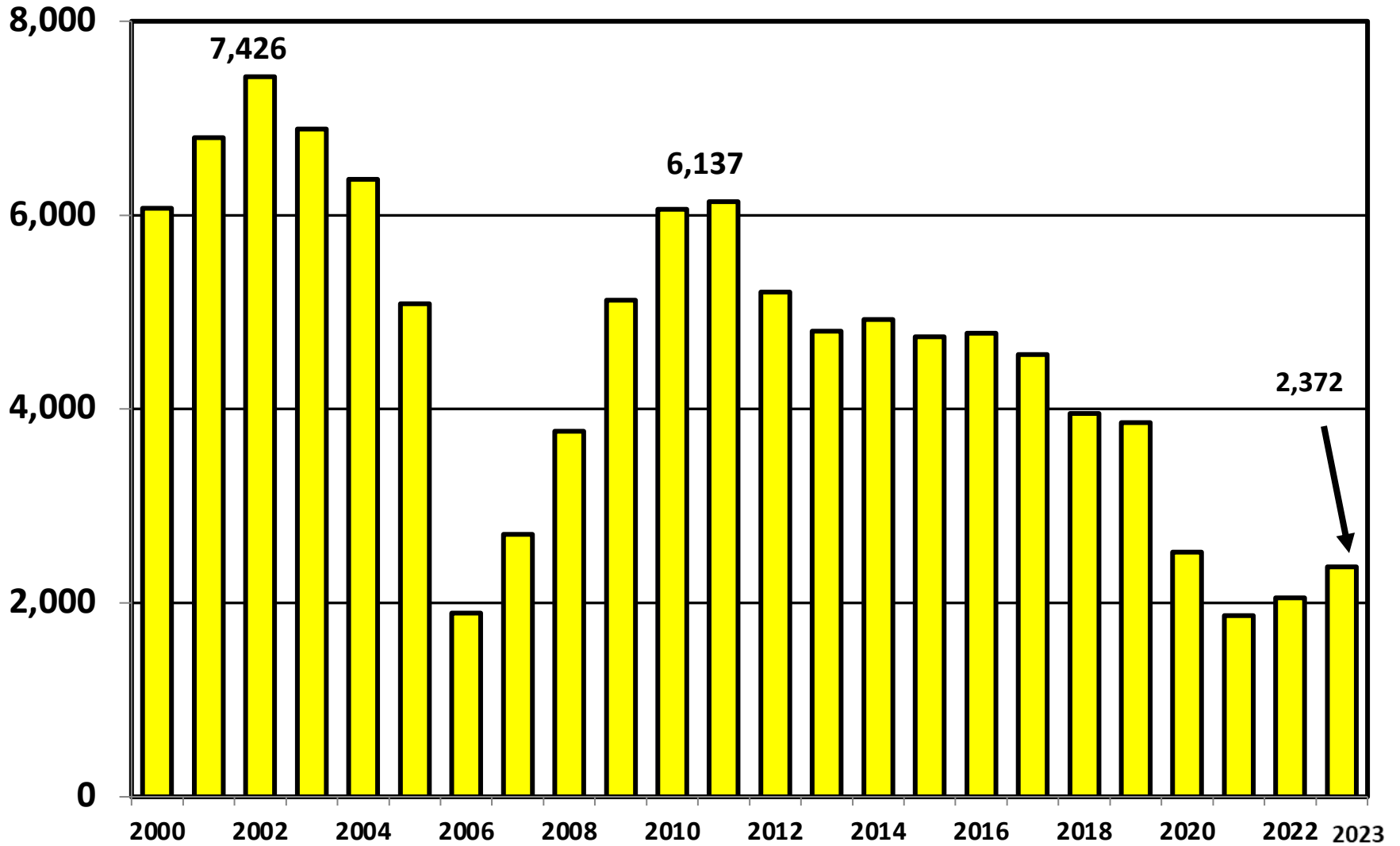


# Chapter 11 Cases Filed in Utah 2000 - 2023

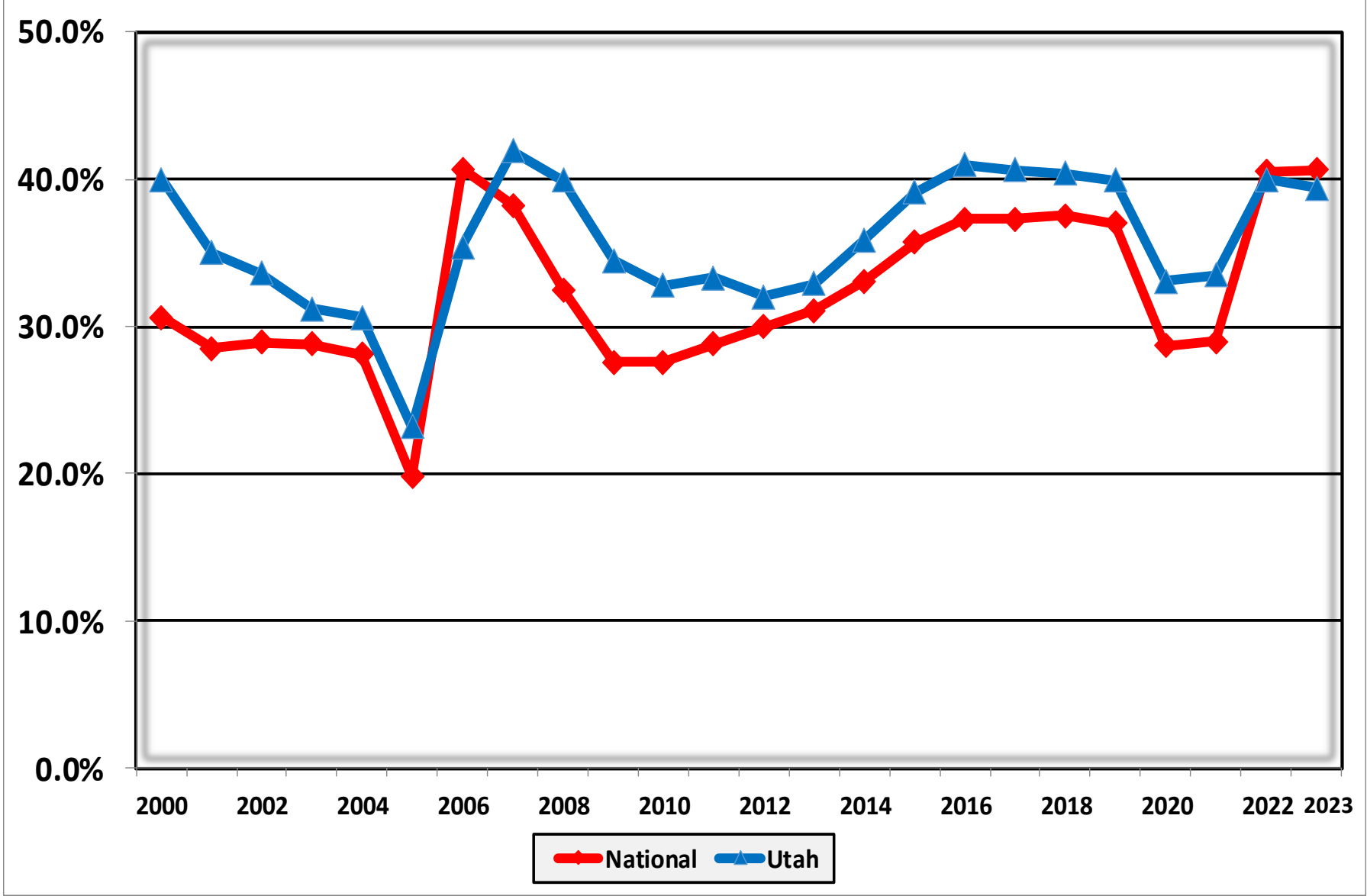


# District of Utah

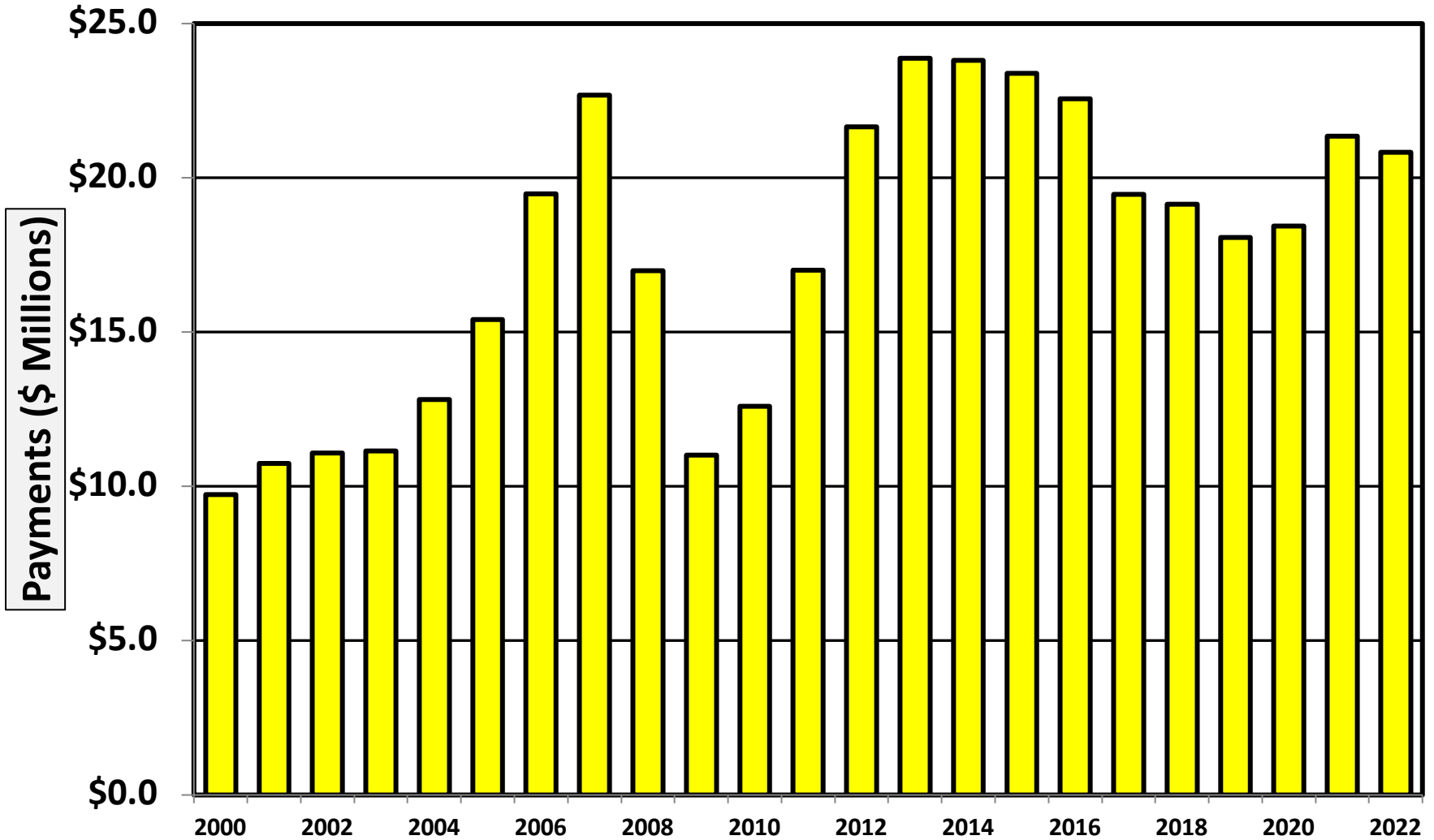
## Chapter 13 Cases Filed 2000 - 2023



**Percent of Cases Filed as Chapter 13  
Calendar Years 2000 - 2023**

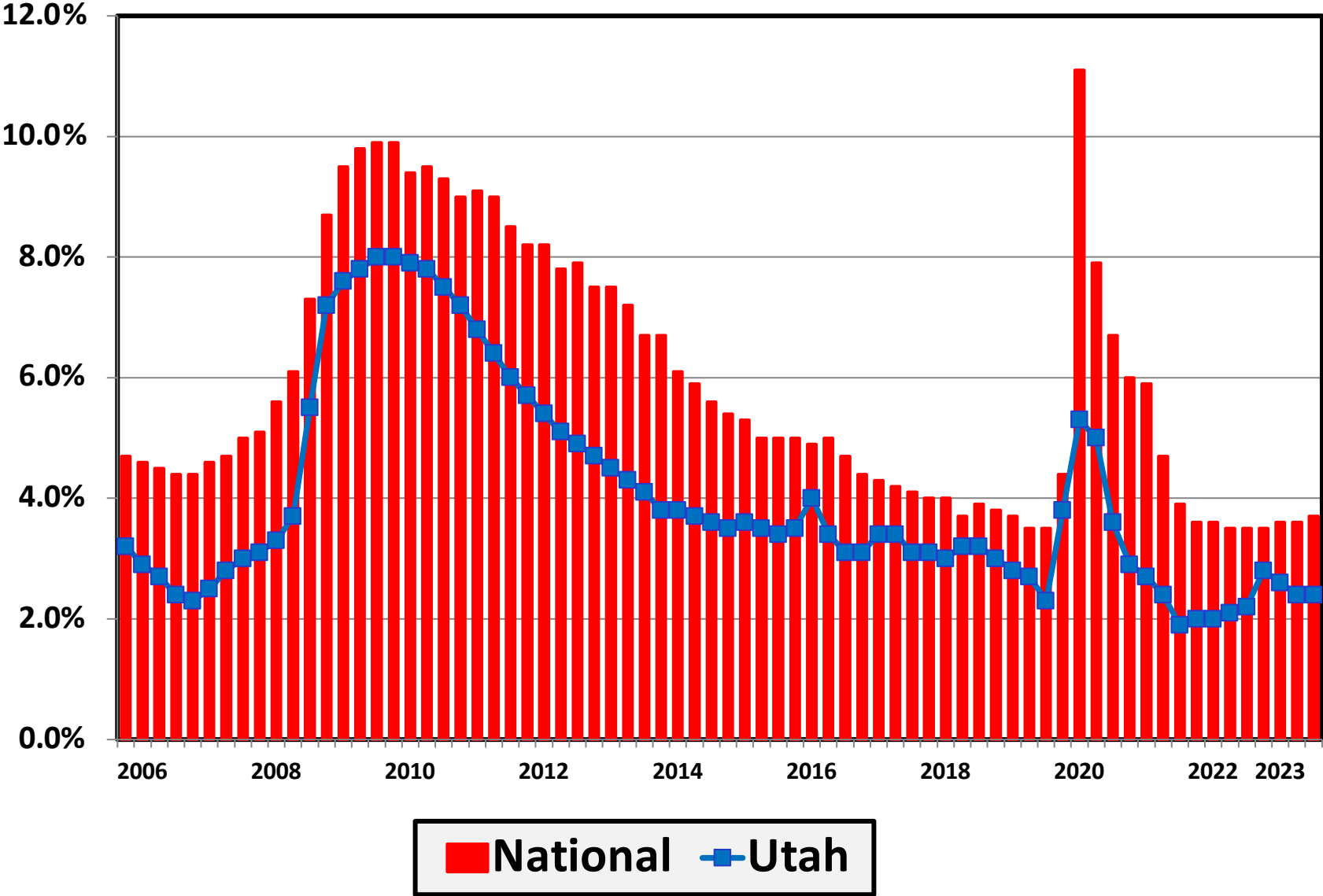


**Chapter 13 Cases in Utah**  
**Amount (in Millions) Paid to Unsecured Creditors**  
**Fiscal Years 2000 - 2022**



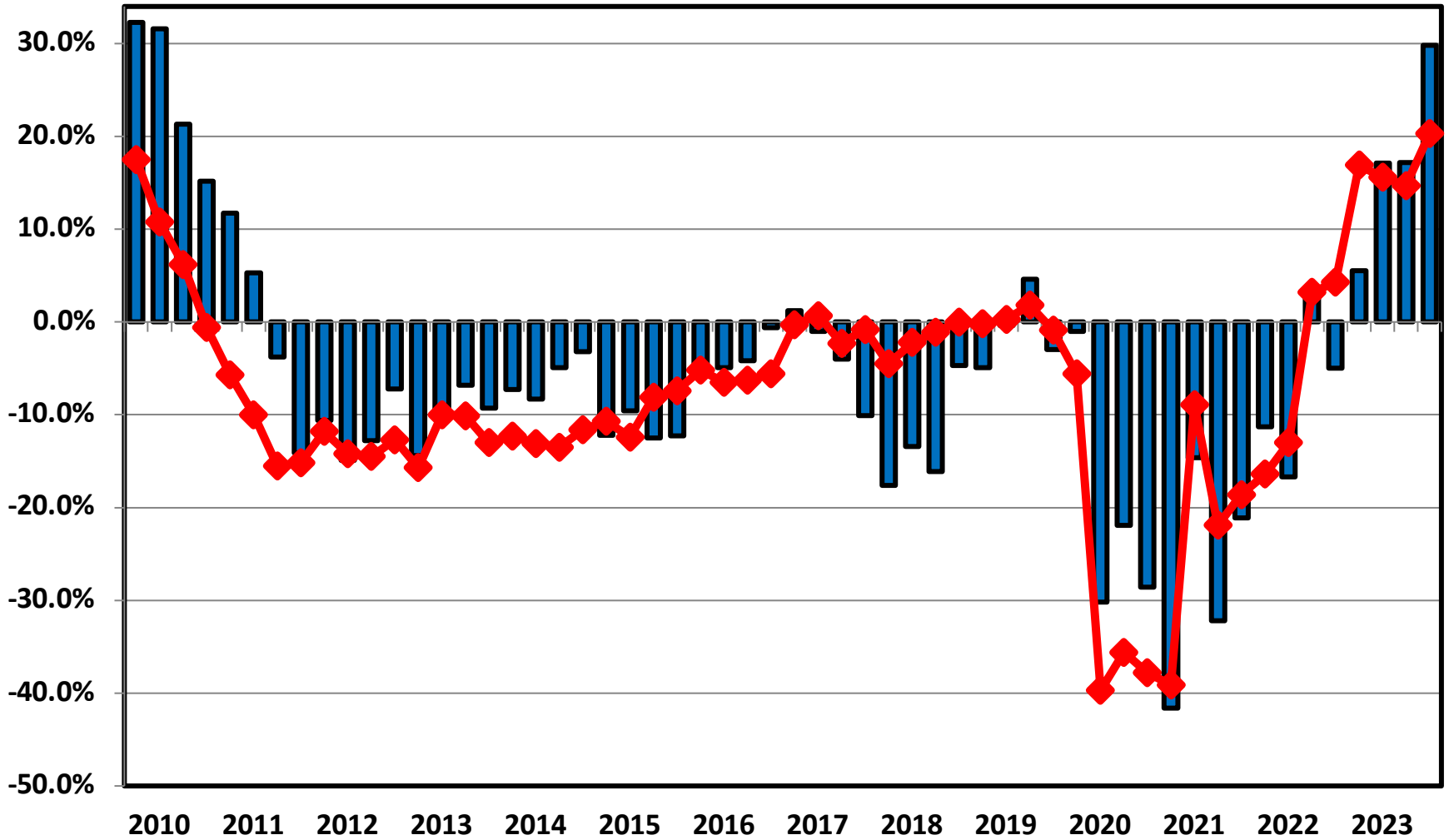
Source: Executive Office for United States Trustees

# Unemployment Rate By Quarter 2006 - 2023



Source: Bureau of Labor Statistics

# Filing Trends By Quarter Utah vs. National Average (Percent Change From Same Quarter One Year Prior)

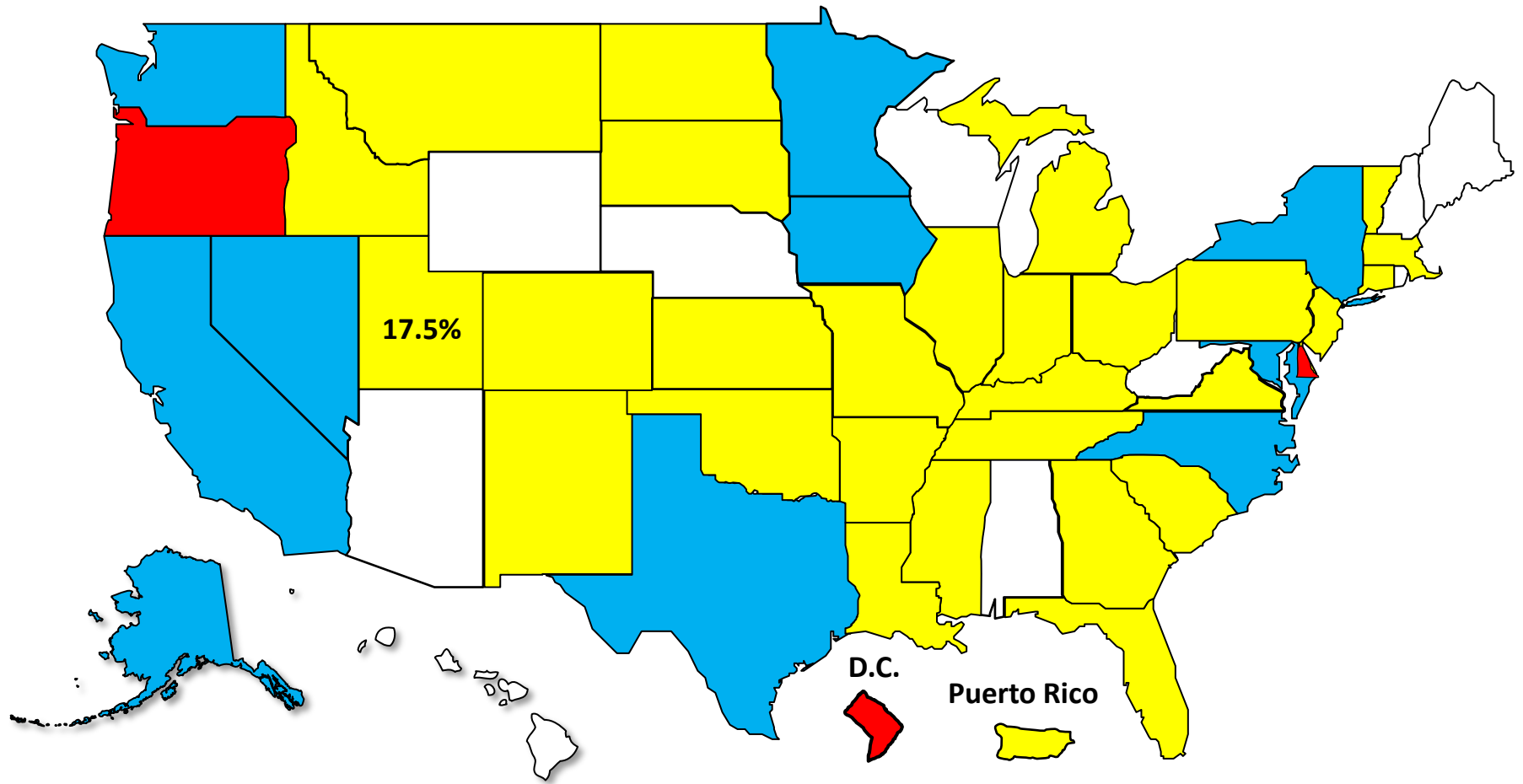


■ Utah    ◆ National

# Bankruptcy Filing Trends

## Calendar Year 2023 vs. 2022

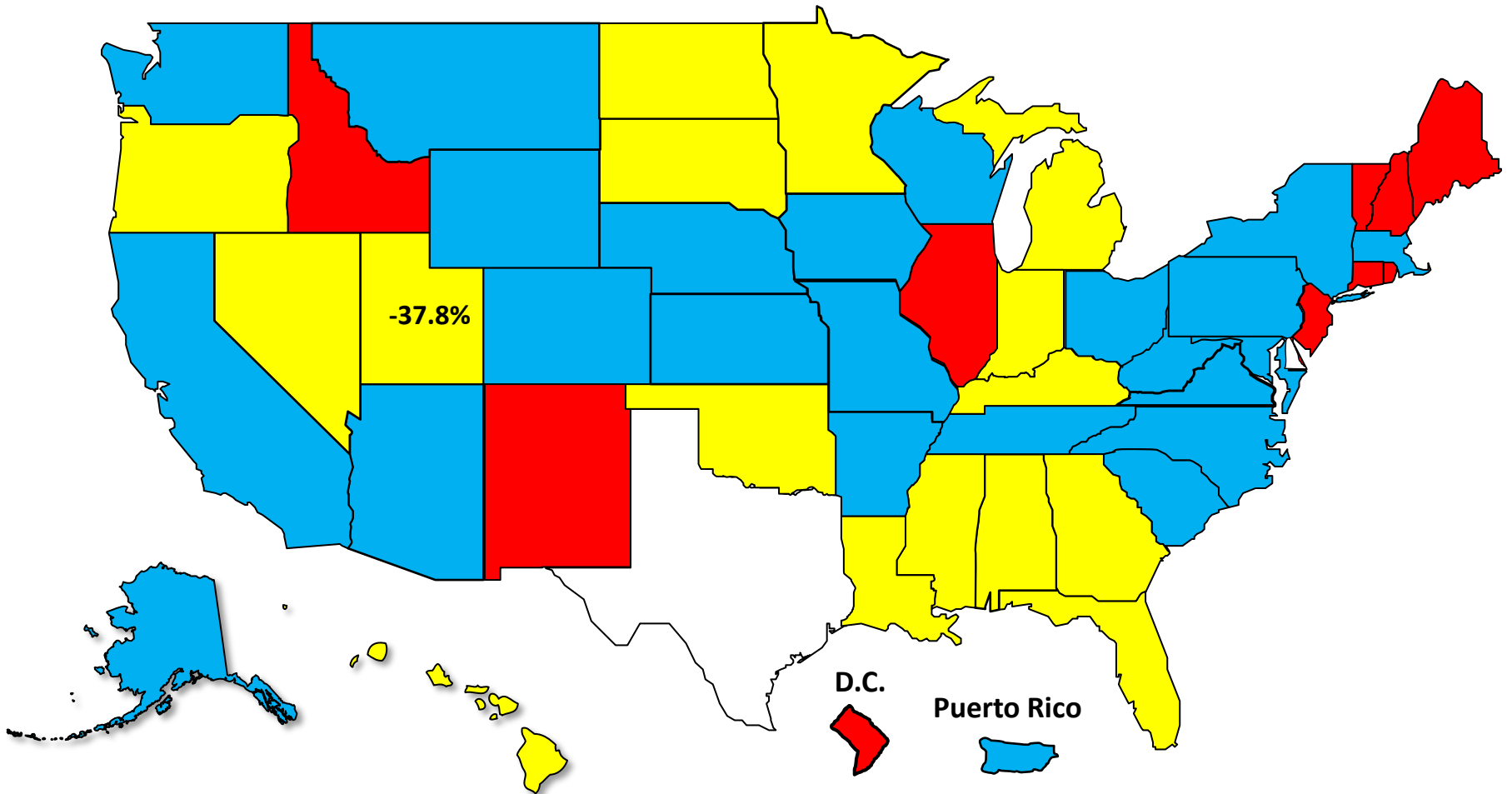
National Average = 16.8% Increase



# Bankruptcy Filing Trends During the Pandemic Calendar Year 2023 vs. 2019

**National Average = 41.5% Decrease**

 Decline Under 30.0%  Decline 30.0% – 39.9%  Decline 40.0% – 49.9%  Decline 50.0% or More





# Percent Change in Total Filings

Calendar Year 2023 Compared to 2010 (Great Recession)

(National Average = 71.6% Decrease)

## Amount of Decrease



Under 60%



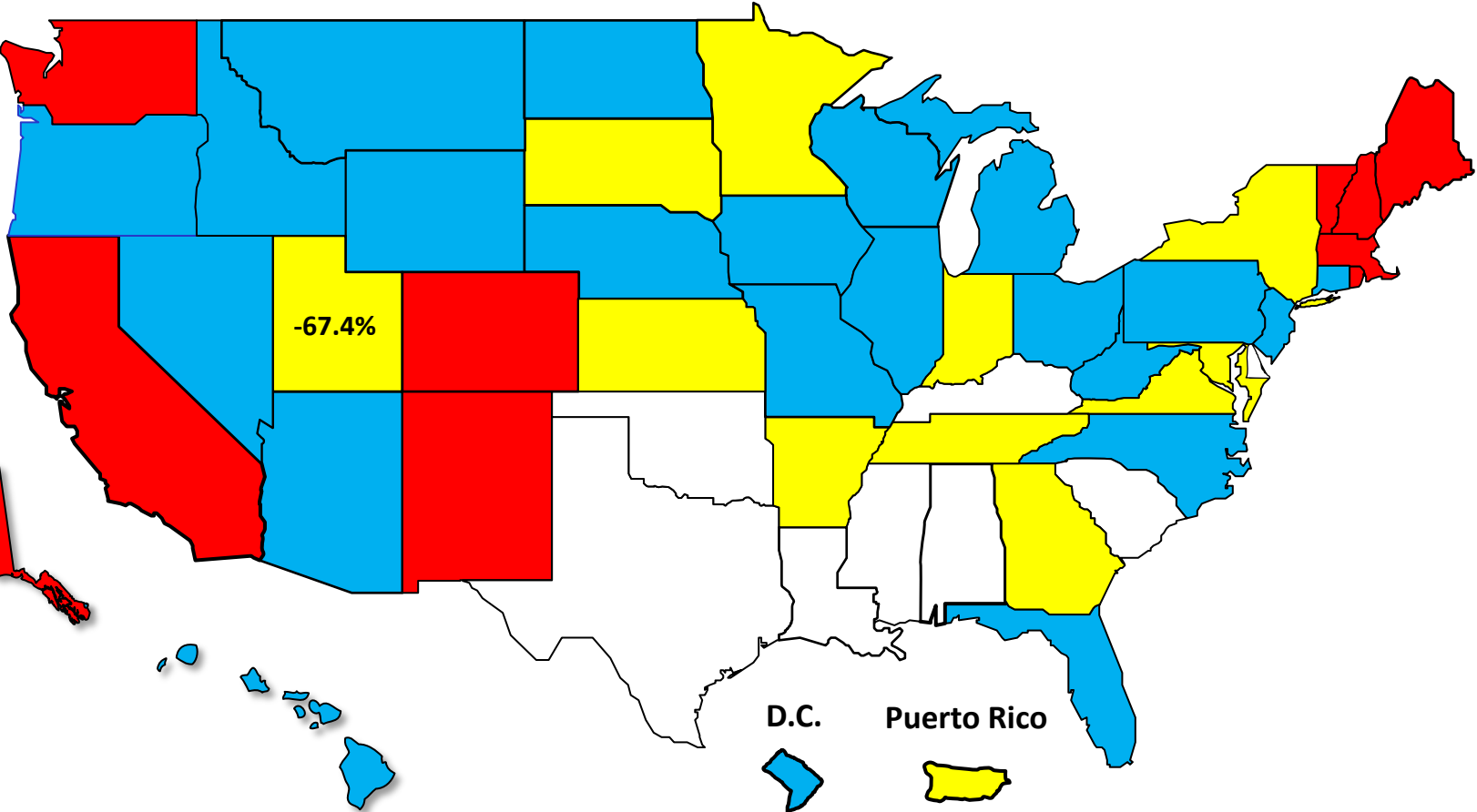
60.0% - 69.9%



70.0% - 79.9%



80.0% or More





AMERICAN  
BANKRUPTCY  
INSTITUTE

[www.abi.org](http://www.abi.org)