

Weekly Bankruptcy Analysis

July 8-14, 2024

Written by:

Ed Flynn¹

American Bankruptcy Institute; Alexandria, Va.

The 9,118 bankruptcy cases filed last week were considerably higher than filings during the same week each of the past three years. However, filings are still down by about one third from pre-pandemic levels.

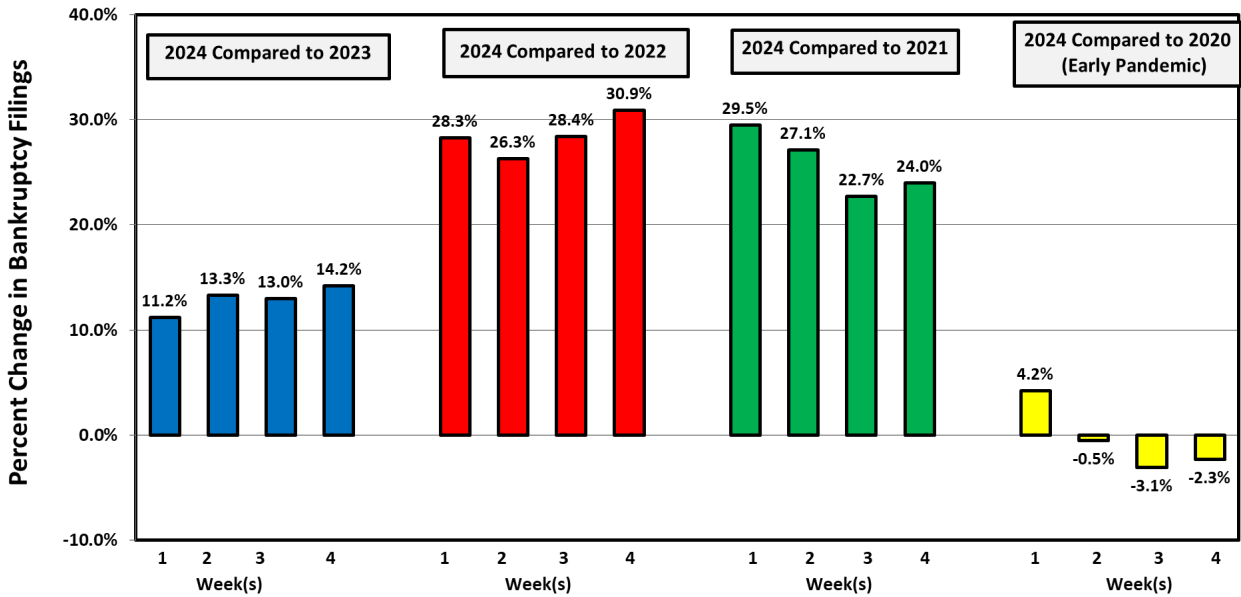
Bankruptcy Filings - July 8 - 14					
Type of Case	Number Filed	Percent Change From Same Week			
	2024	2023	2022	2021	2019 <i>(Pre-Pandemic)</i>
Total	9,118	11.2%	28.3%	29.5%	-33.4%
- Chapter 7	5,470	15.9%	34.5%	9.5%	-35.2%
- Chapter 11	104	13.0%	50.7%	35.1%	-12.6%
- Chapter 13	3,540	4.6%	19.5%	80.1%	-30.9%
- Other Cases*	4	0.0%	-33.3%	-84.0%	-76.5%
<i>* Chapters 9, 12 and 15</i>					

The following charts show recent weekly filing trends by chapter compared to the same week during the last four years.

¹ Ed Flynn is a consultant with ABI. He previously worked for more than 30 years at the Executive Office for U.S. Trustees and the Administrative Office of the U.S. Courts.

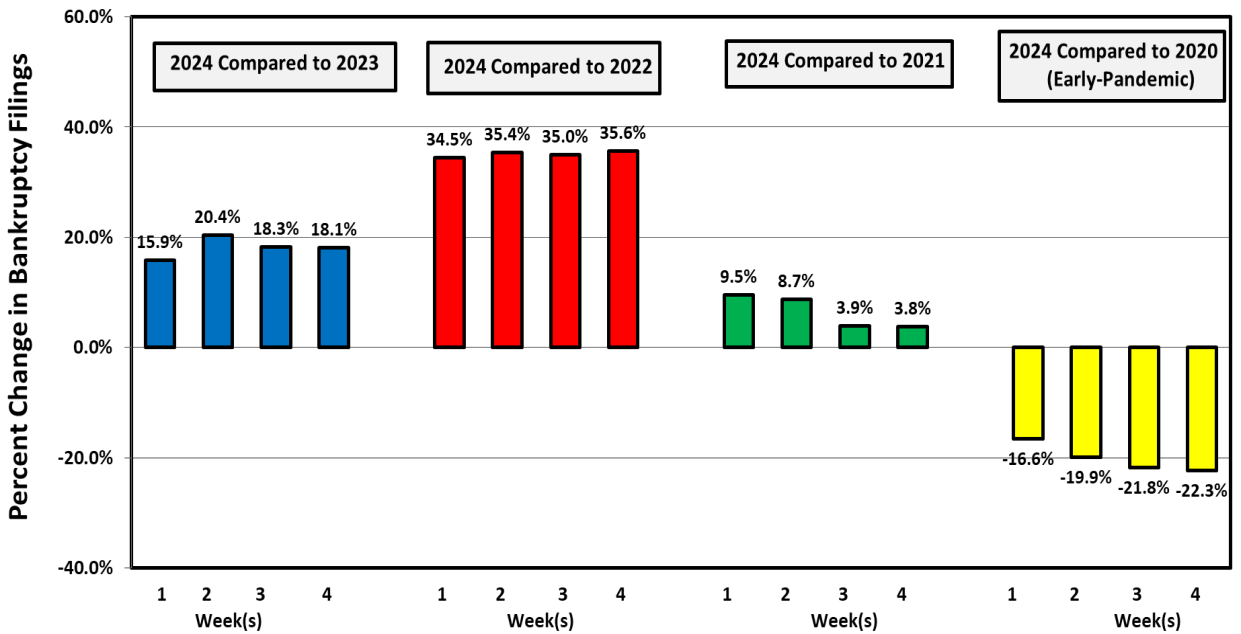
Week Ending
July 14

Bankruptcy Filing Trends (All Chapters) Percent Change From 2023, 2022, 2021 and 2020



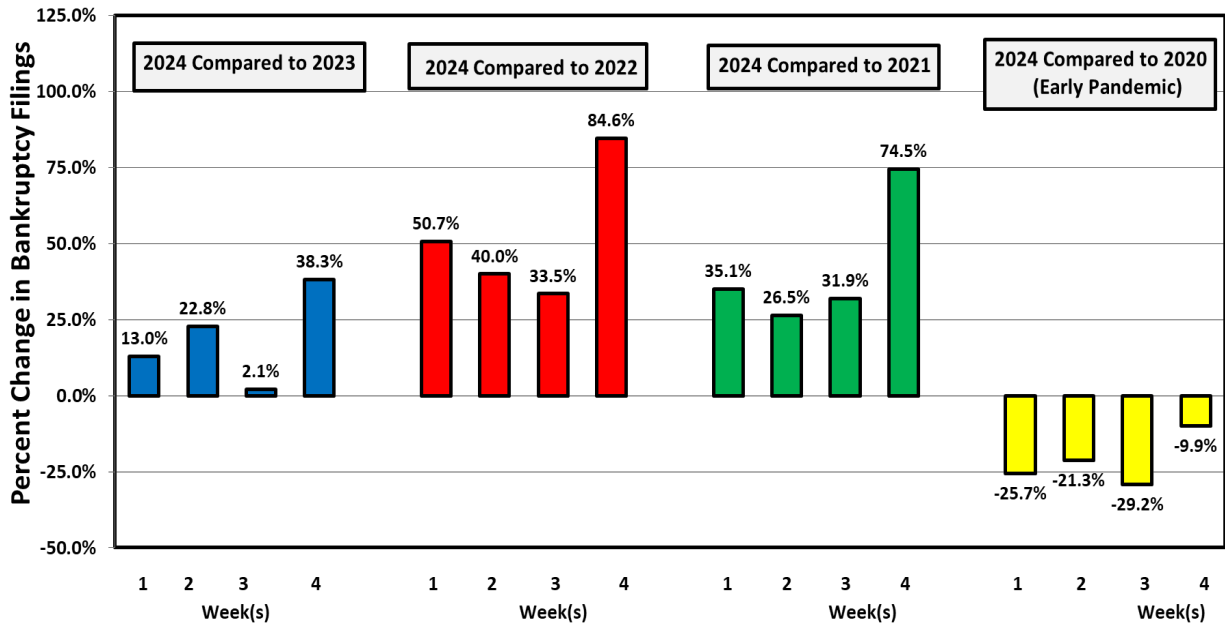
Week Ending
July 14

Chapter 7 Filing Trends Percent Change From 2023, 2022, 2021 and 2020



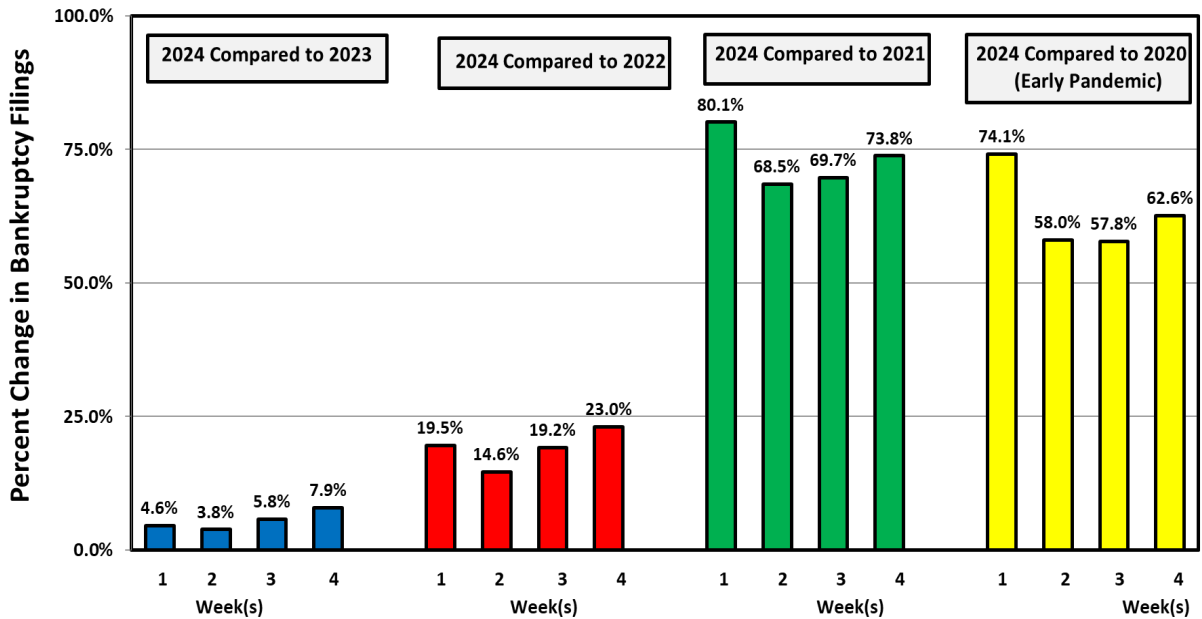
Week Ending
July 14

Chapter 11 Filing Trends Percent Change From 2023, 2022, 2021 and 2020



Week Ending
July 14

Chapter 13 Filing Trends Percent Change From 2023, 2022, 2021 and 2020



Chapter 11 Cases

The 106 chapter 11 cases filed last week were higher than the number filed during the same week the last three years. Chapter 11 filings in 2024 are up by 38 percent from filings during the same period in 2023.

The debt ceiling for subchapter V fell from \$7.5 million to just a little over \$3 million on June 21 due to the expiration of the temporary higher limit. Only 32 subchapter V cases were filed during the week. The typical volume of subchapter V cases had been about 56 per week prior to the reduction in the debt ceiling.

Types of Chapter 11 Cases Filed					
	July 8 - 14				
	2024	2023	2022	2021	2019 (Pre-Pandemic)
Total Filed	104	92	69	77	119
Solo Cases	81	72	50	53	65
Parent Cases	7	6	3	7	13
Child Cases	16	14	16	17	41
<i>Filed By Individuals</i>	16	22	17	22	24
Subchapter V Cases	32	46	20	38	

There were no particularly large or notable chapter 11 cases filed during the week.

See ABI's Newsroom for news of the latest filings, and other news of interest to bankruptcy professionals, at www.abi.org.