



American Cleft Palate-
Craniofacial Association

75th Anniversary

PROGRAM

ACPA's 75th
Annual Meeting

The Westin
Convention Center
Pittsburgh,
Pennsylvania

April 10–14, 2018

HONOR the PAST
CHALLENGE the PRESENT
INSPIRE the FUTURE



American Society
of
Craniofacial Surgeons

25TH ANNUAL MEETING

Continuing Education

Deadline to Receive Credit: May 7, 2018

Educational Objectives: Objectives for specific components are presented throughout the agenda. Each learner will be able to discuss new topics and advancements in research, clinical and team-driven care of patients with cleft and craniofacial anomalies. Each learner will be able to identify and consider various clinical techniques, research findings and improvements in team care for affected individuals. Each learner will be able to explain the challenges of outcomes reporting, team coordination, managing patient treatment and considering possible solutions. Each learner will be able to incorporate ideas learned from colleagues across multiple disciplines, teams and locations to better serve their patients through team care.

TO RECEIVE CREDIT:

- Attendees must check-in when they arrive.
- Attendees must check out and return their completed ASHA continuing education forms to the ACPA Registration Desk when they leave the meeting.
- Attendees must register, pay, attend and evaluate each meeting session for which they are requesting credit. Visit www.acpa-cpf.org/evaluations.html for evaluation instructions.
- If the ASHA continuing education form and evaluation are not completed, ACPA will not be permitted to award ASHA CEUs.
- **All attendees must submit an evaluation by May 7, 2018. Credit will not be awarded after that date.**

CONTINUING EDUCATION CREDITS

	ACCME	ASHA CEUs	Nursing CEUs*	Instructional Level
Convention	16.5 hours	1.65 ASHA CEUs	16.5 hours	Variable
Eye Openers (2 sessions)	1 hours each	0.10 ASHA CEUs each	1 hour each	Variable
Study Sessions/Advanced Courses (2 sessions)	1.5 hours each	0.15 ASHA CEUs each	1.5 hours each	Variable
Pre-Conference Symposium	6.5 hours	0.65 ASHA CEUs	6.5 hours	Intermediate
Maximum Available Credits	28 hours	2.80 ASHA CEUs	28 hours	



American Cleft Palate-Craniofacial Association is approved by the Continuing Education Board of the American Speech-Language-Hearing Association (ASHA) to provide continuing education activities in speech-language pathology and audiology. See course information for number of ASHA CEUs, instructional level and content area. ASHA CE Provider approval does not imply endorsement of course content, specific products or clinical procedures.

AMERICAN SPEECH-LANGUAGE-HEARING ASSOCIATION

This program is offered for up to 2.80 ASHA CEUs (Various Levels, Professional Area).



CONTINUING MEDICAL EDUCATION

Accreditation Statement: The American Cleft Palate-Craniofacial Association (ACPA) is accredited by the Accreditation Council for Continuing Medical Education (ACCME) to provide continuing medical education for physicians.

Designation Statement: ACPA designates this educational activity for a maximum of **28.0 AMA PRA Category 1 Credits™**. Physicians should only claim credits commensurate with the extent of their participation in the activity.

*ANCC: This activity has been submitted to the North Carolina Nurses Association for approval to award contact hours. North Carolina Nurses Association is accredited as an approver of continuing nursing education by the American Nurses Credentialing Center's Commission on Accreditation.

This activity has been submitted to Stryker for support by an educational grant.

ACPA's 75th Annual Meeting

PROGRAM GUIDE

April 10–14, 2018

Table of Contents

—

Continuing Education.....	2
Summary of Events.....	4
Welcome	6
General Information and Policies	7
ACPA's Annual Meeting Program	9
ACPA Leadership.....	34
75th Anniversary Task Force	36
ACPA Past Presidents and Award Winners.....	38
Thank you to CPF	39
2017 Donors	41
ACPA Financial Statements FY2017.....	44
Exhibitors.....	45
Sponsors	48
Hotel Map	51
CE Checklist	Back Cover

Summary of Events

Room assignments are subject to change. All announcements will be made in daily emails and on the ACPA Meeting App.

MONDAY, APRIL 9

8:00 am – 5:00 pm	Board Meeting	Butler West
4:00 pm – 7:00 pm	Registration	Allegheny Foyer

TUESDAY, APRIL 10

7:30 am – 7:30 pm	Registration	Allegheny Foyer
8:00 am – 5:00 pm	Pre-Conference Symposium: Optimizing The Delivery Of Team Care* <i>Breaks sponsored by KLS Martin</i>	Allegheny I
8:30 am – 12:00 pm	ACPA Board Meeting[^]	Butler West
12:00 pm – 1:30 pm	Committee Meetings[^]	See page 9
5:30 pm – 6:30 pm	New Member and First-Time Attendee Reception	Pennsylvania Ballroom
6:30 pm – 8:30 pm	Welcome Reception <i>Sponsored by KLS Martin</i>	Allegheny II and III

WEDNESDAY, APRIL 11

6:30 am – 6:00 pm	Registration	Allegheny Foyer
7:00 am – 8:00 am	Eye Openers: Group 1	See page 9
7:00 am – 8:00 am	Past Presidents' Breakfast[^]	Pennsylvania East
7:30 am – 4:30 pm	Exhibits Open	Allegheny Foyer
8:00 am – 5:00 pm	Poster Session A	Allegheny Foyer III
8:30 am – 10:00 am	Opening Ceremony and Keynote Address	Allegheny Ballroom
10:15 am – 10:30 am	ACPA Wall of Traditions Opening <i>Sponsored by Stryker</i>	Allegheny Foyer II
10:30 am – 12:00 pm	General Session 1	Allegheny Ballroom
12:00 pm – 1:30 pm	Committee Meetings[^]	See page 13
1:30 pm – 2:30 pm	General Session 2	Allegheny Ballroom
2:45 pm – 4:15 pm	Discipline Forums	See page 13
4:30 pm – 6:00 pm	Ideas and Innovations	Allegheny Ballroom

THURSDAY, APRIL 12

6:30 am – 7:30 pm	Registration	Allegheny Foyer
7:00 am – 8:00 am	Eye Openers: Group 2	See pages 14-15
7:30 am – 4:30 pm	Exhibits Open	Allegheny Foyer

8:00 am – 5:00 pm	Poster Session B	Allegheny Foyer III
8:30 am – 9:30 am	General Session 3	Allegheny Ballroom
10:00 am – 12:00 pm	Junior Investigator Session	Allegheny Ballroom
12:00 pm – 1:30 pm	Committee Meetings[^]	See page 18
1:30 pm – 3:00 pm	Study Sessions and Advanced* Sessions: Group 1	See pages 18-19
3:00 pm – 6:00 pm	ASCFS Board Meeting[^]	Pennsylvania East
3:30 pm – 5:00 pm	Study Sessions and Advanced* Sessions: Group 2	See page 19-20
6:00 pm – 10:30 pm	Awards Gala and Silent Auction <i>Sponsored by KLS Martin</i>	Allegheny Ballroom

FRIDAY, APRIL 13

7:00 am – 5:30 pm	Registration	Allegheny Foyer
7:00 am – 8:00 am	ASCFS Breakfast	Pennsylvania West
7:30 am – 3:30 pm	Exhibits Open	Allegheny Foyer
8:00 am – 9:00 am	Game Changer Sessions/ ASCFS Linton Whitaker Lecture	See page 22-23
8:00 am – 3:30 pm	Poster Session C	Allegheny Foyer III
9:15 am – 10:15 am	ACPA Annual Business Meeting	Allegheny I
10:30 am – 12:00 pm	Concurrent Sessions: 1-5	See pages 23-25
12:00 pm – 1:30 pm	ASCFS Business Meeting/Luncheon*	Pennsylvania West
12:30 pm – 1:30 pm	SIG Discussion Forums+	See page 25
1:30 pm – 3:00 pm	Concurrent Sessions: 6-10	See pages 25-28
1:30 pm – 3:30 pm	ACPA Board Meeting[^]	Pennsylvania East
3:30 pm – 5:00 pm	Concurrent Sessions: 11-15	See pages 28-30

SATURDAY, APRIL 14

7:30 am – 12:00 pm	Registration	Allegheny Foyer
8:00 am – 9:00 am	Concurrent Sessions 16 & 17	See pages 30-31
9:30 am – 11:30 am	Concurrent Sessions 18 & 19	See pages 31-32

Welcome

Dear Annual Meeting Attendees,

Thank you for joining us in Pittsburgh for the 75th Annual Meeting of the American Cleft Palate-Craniofacial Association (ACPA). We are excited to celebrate ACPA's 75th Anniversary in Pennsylvania, where the idea for ACPA was born. In March of 1943, twenty-five dentists and oral surgeons attended a meeting at Pennsylvania State College on the "Construction of Speech Appliances for Children with Cleft Palates," and the American Academy of Cleft Palate Prosthesis was formed one month later.

The Association has gone through several name changes over the years, but the focus has remained - the pursuit of excellence in research and in the delivery of team care to patients with cleft and craniofacial conditions. The original purpose of ACPA holds true in the mission: to optimize outcomes for individuals with oral cleft and craniofacial conditions through education, support, research, advocacy and interdisciplinary team care.

ACPA will be celebrating its 75th Anniversary throughout 2018, and we are excited to celebrate at this week's meeting by honoring our history at the Opening and Game Changer Sessions, challenging the present with cutting-edge research and clinical presentations and inspiring the future with our keynote presentation by Rubin Pillay, MD, PhD, medical futurist and Professor of Healthcare Innovation. In addition, the Stryker-sponsored ACPA Wall of Traditions will be on display all week.

Patricia Beals, DMD, MS and the 2018 Program Task Force have worked to create a program that both recognizes ACPA's past and leads us into the future. I would like to thank them for their hard work as they crafted this anniversary meeting. I would also like to give a special thank you to Ross E. Long, DMD, MS, PhD and the members of the 75th Anniversary Task Force for their insight and guidance as we make this a meeting to remember.

On behalf of the ACPA Board and National Office Team, I would like to welcome you to Pittsburgh. Thank you for joining us as ACPA celebrates 75 Years of Team Care.



Sincerely,
Amelia F. Drake, MD
ACPA 2018 President

Dear Colleagues,

Welcome to ACPA's 75th Annual Meeting. This year's program of events includes sessions that will appeal to specialists from all disciplines, with an emphasis on representation from as many areas as possible.

This year we are introducing an inclusive registration fee with an aim to create greater accessibility for all attendees. We invite attendees to select sessions that expand their knowledge of cleft and craniofacial care. This year's program also includes Advanced Courses for an additional fee.

As this year is ACPA's 75th Anniversary, we are offering sessions and events throughout the week to highlight ACPA's history and continued dedication to team care. On Wednesday, James A. Lehman, MD will give us a look at ACPA's history during the opening session. That will be followed by a keynote presentation on "Improving the Innovation Intelligence of Your Healthcare Organization" from Rubin Pillay, MD, PhD. Please plan on joining me at the Awards Gala at 6:00 PM on Thursday as we celebrate our colleagues for their achievements and contributions to cleft and craniofacial care.

We are introducing two new sessions this year—the Game Changer Sessions on Friday and Short Talks on Saturday. The Game Changer Sessions will commemorate advancements in care over the past 75 years in genetics, prenatal diagnosis, imaging and the patient first movement. The Short Talks are an opportunity to hear four-minute presentations on research and clinical topics and are designed to spark ideas and innovation.

Thank you for joining us as we celebrate 75 Years of Team Care as we honor the past, challenge the present and inspire the future.



Sincerely,
Patricia A. Beals, DMD, MS
ACPA 2018 Vice President
and Program Chair

General Information and Policies

MEETING UPDATES AND SCHEDULE CHANGES

All attendees will receive a daily email with any session changes, updates and daily items of note. Any changes or cancellations will also be shared on the ACPA Meeting App.

BADGES AND TICKETS

Name badges are required for all sessions and social events. Attendees will receive purchased tickets at registration. *Tickets for the Welcome Reception and Awards Gala are only required for Guests.* There will be a cash bar at both events. Attendees will receive one drink ticket for the Gala in their registration packet. Lost tickets will not be replaced. One Program and one Abstract Book will be provided to each registered attendee. Additional copies may be purchased at the Registration Desk for \$15 each based on availability.

ASCFS ANNUAL MEETING

The American Society of Craniofacial Surgeons (ASCFS) holds its Annual Meeting during ACPA's Annual Meeting.



FOOD AND REFRESHMENTS

Onsite food and refreshment options include Bill's Bar and Burger (lunch or dinner), Penn City Grille (breakfast) or Starbucks. There are also many restaurants within walking distance. Lunch will not be provided for Friday's SIG discussion forums. Attendees can purchase lunch and take it into the session. Complimentary coffee and tea will be offered during morning and afternoon breaks.

SESSION CAPACITY

ACPA works to schedule sessions in appropriately-sized rooms, but the popularity of sessions is not always predictable. If a session reaches capacity, attendees must follow instructions provided by the ACPA National Office Team and the Westin Convention Center Staff. Fire regulations may require that attendees not block certain areas or that no more people may enter the room. Please be courteous and respectful if you are directed elsewhere.

ANCILLARY MEETINGS

A number of ancillary meetings may be held during ACPA's Annual Meeting. The published schedule of meetings will be listed outside of the Lawrence meeting room. These meetings are not part of ACPA's Annual Meeting program and are not endorsed by ACPA.

ATTIRE

Business casual dress is appropriate at the meeting. The Awards Gala is black tie optional. Please plan to dress in layers or bring a sweater, as temperatures may vary in the meeting rooms.

SPONSORS AND EXHIBITORS

ACPA thanks sponsors and exhibitors for their participation and support. Sponsors and exhibitors are not responsible for the content of this meeting. ACPA does not endorse any sponsor or exhibitor products or services.

CODE OF CONDUCT

ACPA expects that everyone who participates in ACPA's Annual Meeting will be respectful of other attendees, vendors, Westin Convention Center Staff and all others they meet. Attendees are expected to follow common rules of behavior and respect for private property. Abusive, harassing or threatening behavior directed toward any other attendee or person will not be tolerated. Report all incidents in which a meeting attendee is abusive, insulting, intimidating, bothersome or acting in an unsafe or illegal manner to the ACPA Registration Desk or to Westin Convention Center Security immediately.

MOBILE DEVICES

Turn off or silence cell phones and/or pagers while sessions are in progress.

INTERNET AND WI-FI

Limited free wireless internet is available in the meeting area. See the ACPA Registration Desk for information.

FIRST AID AND EMERGENCY PROCEDURES

Should an emergency occur, please use your cell phone to call 911. As soon as it is safe to do so, inform the nearest staff member or call the hotel operator via the house phones so that a staff member can escort emergency responders. Be prepared to report the location of the emergency by building, level, and either hall, room or hallway. After you have called for emergency assistance, report the incident to a member of the ACPA National Office Team or to the ACPA Registration Desk.

UNAUTHORIZED RECORDING

Photographs, audio recordings or videos of any proceedings, oral presentations or on-screen images during ACPA's Annual Meeting are strictly prohibited. Audience members who attempt to take pictures or video will be asked to leave the meeting rooms.

PHOTOGRAPHY

Candid photos will be taken by ACPA's contracted photographer throughout the week. It is agreed that participation in ACPA's Annual Meeting and all related events implies consent for ACPA to use these photos in print and online marketing. Questions can be directed to the ACPA Registration Desk.

CHILDREN

Children under 13 years of age are not permitted in lecture areas.

ACCESSIBILITY FOR REGISTRANTS WITH DISABILITIES

ACPA is committed to compliance with the Americans with Disabilities Act and to making ACPA's Annual Meeting accessible to all. Attendees who need accommodations in order to participate should contact the ACPA National Office Team before the meeting and may visit the ACPA Registration Desk for assistance. Onsite requests will be accommodated to the best of our ability.

FULL DISCLOSURE POLICY

All speaker disclosures may be found in ACPA's Annual Meeting Abstract Book, on the ACPA Meeting App and on the ACPA website. All presenters are required to make verbal disclosures at the beginning of their presentation. ACPA, in compliance with the Accreditation Council for Continuing Medical Education (ACCME) Standards for Commercial Support, has adopted the following Full Disclosure Policy: *Presentations made at continuing medical educational activities sponsored or jointly sponsored by ACPA must include information regarding all commercial or industrial funding, consulting, or equity holdings by the presentations' author(s) and/or anyone related to the author(s) that could be affected by or could have an effect on the content of the presentation. This information is requested during the abstract submission process and will be disclosed to participants through statements in printed meeting materials and declared by the faculty member at the beginning of his/her presentation.*

FACULTY DISCLOSURE STATEMENTS

It is the policy of ACPA to ensure its programs are fair, balanced, independent, objective and scientifically rigorous. In support of this policy, ACPA requires that: 1) Trade names are to be avoided during presentations. 2) Presentations made at continuing medical educational activities sponsored or jointly sponsored by ACPA, in compliance with standards for accreditation by ACCME, must include: a. information regarding off-label use(s); b. all commercial or industrial funding, consulting, or equity holdings by the authors of this presentation and/or anyone related to the authors which could be affected by or could have an effect on the content of the presentation. 3) This information will be disclosed to meeting participants through printed materials and must be declared verbally by the presenter at the beginning of the presentation. Disclosures for all participants can be found in ACPA's Annual Meeting Abstract Book and on the ACPA Meeting App.

DISCLAIMER

The scientific material presented at this meeting has been made available by ACPA for educational purposes only. The material is not intended to represent the only, nor necessarily the best, methods or procedures appropriate for the situation discussed, but rather is intended to present an approach, view, statement, or opinion of the presenter that may be helpful to others who face similar situations. ACPA disclaims any and all liability and injury or other damage resulting to any individual attending a course and for all claims which may arise out of the use of the techniques demonstrated therein by such individuals, whether these claims shall be asserted by members of the healthcare professions or any other person.

ACPA's Annual Meeting Program

MONDAY, APRIL 9, 2018

ACPA Board Meeting[^]

8:00 am - 5:00 pm - Butler West

Registration

4:00 pm - 7:00 pm - Allegheny Foyer

TUESDAY, APRIL 10, 2018

Registration

7:30 am - 7:30 pm - Allegheny Foyer

Pre-Conference Symposium: Optimizing The Delivery Of Team Care*

8:00 am - 5:00 pm - Allegheny I

Pre-Conference Symposium information is available at the ACPA Registration Desk for registered attendees.

ACPA Board Meeting[^]

8:30 am - 12:00 pm - Butler West

Morning Break

10:15 am - 10:45 am - Allegheny Foyer

Sponsored By KLS Martin.

Committee Meetings[^]

12:00 pm - 1:30 pm

CPCJ Editorial Board Meeting[^]

Butler West

Education Committee Meeting[^]

Westmoreland West

Membership Committee Meeting[^]

Butler East

Afternoon Break

2:30 pm - 3:00 pm - Allegheny Foyer

Sponsored By KLS Martin.

New Member and First Time Attendee Reception

5:30 pm - 6:30 pm - Pennsylvania Ballroom

New ACPA Members and first-time attendees are invited to attend an orientation and networking reception.

Welcome Reception

6:30 pm - 8:30 pm - Allegheny II and III

Join your colleagues for an evening of networking. Meet and greet tables for Young Professionals and International Attendees are available. Light hors d'oeuvres will be served. Cash bar. *Sponsored By KLS Martin.*

WEDNESDAY, APRIL 11, 2018

Registration

6:30 am - 6:00 pm - Allegheny Foyer

Past Presidents' Breakfast[^]

7:00 am - 8:00 am - Pennsylvania East

Eye Openers: Group 1

7:00 am - 8:00 am

Eye Opener 1: Journal Manuscript Preparation And Submission

Cambria East

Jack Yu, Stephen Conley

Educational Objective(s): Each learner will be able to prepare a manuscript suitable for submission to scientific journals.

Abstract: 1

Eye Opener 2: Audiology For The Cleft Palate Team: A Primer For Non-Audiologists

Somerset East

Katie O'Brien

Educational Objective(s): Each learner will obtain a thorough understanding of the typical tests performed by a cleft and/or craniofacial team audiologist, including VROA, play audiometry, and tympanometry. Participants will be able to interpret a standard audiology report and understand the clinical urgency and the clinical implications of the results.

Abstract: 2

Eye Opener 3: Multidisciplinary Encounters In EpicCare: Tips And Tricks

Cambria West

Iris Sageser, Sheldon Polonsky

Educational Objective(s): Each learner will be able to apply Epic-specific tips to their patient and cleft/craniofacial team documentation.

Abstract: 3

Eye Opener 4: Cleft Lip Repair: Measure Twice Cut Once

Fayette

Raymond Tse, David Fisher

Educational Objective(s): Each learner will be able to plan a cleft lip repair that produces favorable balance, symmetry and form. Each learner will be able to correct the cleft lip nasal deformity as a part of primary cleft lip repair.

Abstract: 4

Eye Opener 5: Robin Sequence And Mandibular Distraction - The Multidisciplinary Management From Infancy To Adolescence

Westmoreland Central

Michael Lypka, Derek Steinbacher, Heather Hendricks, Bahaauddin Al-Shawwa, Jill Arganbright

Educational Objective(s): Each learner will be able to select the appropriate patient for mandibular distraction and understand the work-up involved in this decision-making. Each learner will be familiar with the long-term follow-up of these patients and the importance of a multidisciplinary approach.

Abstract: 5

– ACPA's Annual Meeting Program: Wednesday

Eye Opener 6: Transition Of Care For Young Adults With Cleft Lip And Palate: We've Got Some Growing Up To Do Westmoreland East

Brenda Louw, Linda Vallino

Educational Objective(s): Each learner will be able to describe the characteristics and needs of young adults with CLP, discuss the model of transition of care for the young adult with CL/P, and extrapolate strategies that their teams could use to improve the care of young adults with CLP.

Abstract: 6

Eye Opener 7: Videonasopharyngoscopy Or Videofluoroscopy Or Both?

Butler

Pablo Antonio Ysunza

Educational Objective(s): Each learner will be able to discuss how to perform VF with a minimal radiation dose while obtaining the clinical information about velopharyngeal anatomy and physiology during speech and swallowing. Each learner will also be able to discuss techniques for enhancing compliance and maximizing the efficiency of VNP for the assessment of the velopharyngeal sphincter during speech.

Abstract: 7

Eye Opener 8: Managing Cleft Care In The Middle East: Avoiding Missteps And Misconceptions

Somerset West

John van Aalst, Usama Hamdan, Haithem Elhadi Babiker

Educational Objective(s): Each learner will be able to 1) Assess the cleft landscape of MENA, 2) Provide an overview of current work being done in the region, 3) Identify potential solutions to the shortfalls of current strategies, 4) Develop mechanisms to improve the quality of cleft care delivered in the region, and 5) Provide a roadmap for future regionalization of cleft care.

Abstract: 8

Eye Opener 9: Cleft Team Care For Internationally Adopted Children: Challenges And Strategies

Westmoreland West

Alison Kaye, Shao Jiang

Educational Objective(s): Each learner will be able to describe the requirements and time frame for international special needs adoptions. Each learner will be able to describe three unique challenges presented by internationally adopted children with congenital clefting conditions.

Abstract: 9

Eye Opener 10: If Disney Ran Your Team

Washington

Richard Kirschner

Educational Objective(s): Each learner will be able to discuss how Disney values and strategies can be successfully adopted to transform team culture, experience, and outcomes.

Abstract: 10

Poster Session A

8:00 am - 5:00 pm - Allegheny Foyer III

Educational Objective(s): Each learner will be able to discuss the subject and findings of the cleft and craniofacial research and clinical topics presented on the posters in this session.

A Model For Collaborative Speech-Language Pathology Clinical Training In Cleft-Craniofacial Disorders

Kari Lien

Abstract: 37

Accuracy Of Three-Dimensional Soft Tissue Prediction In Non-Syndromic Orthognathic Cases Using Dolphin 3D Software

Tarek Elshebiny

Abstract: 38

Adaptation Of The Profiles Of Early Expressive Phonology In Brazilian Portuguese

Nancy Scherer

Abstract: 39

Age Of First Dental Visit: A Comparison Study Between Children With And Without Cleft Lip And Palate

Erin Shope

Abstract: 40

Airway Obstruction Risk In Unique Infant Unilateral Cleft Anatomy: PSIO And Lip Adhesion Protocol Modification Recommendations

Aaron Foglio

Abstract: 41

Cleft Lip And Palate National Survey Of Team Organization And Management In The 21st Century

Olivia Yue

Abstract: 42

Cleft Surgery Education Through Internet-Based Digital Simulation: A Five Year Assessment Of Demographics, Utilization And Global Impact

Rami Kantar

Abstract: 43

Complete Bilateral Cleft Lip Repair Using Posterior Vomerine Premaxillary Setback: Safety And Outcome Evaluation

Fernando Almas

Abstract: 44

Cranio cervical Instability In Pierre Robin Sequence Associated With Skeletal Dysplasia: Case Report

Xiao Zhu

Abstract: 45

Craniofacial, Velopharyngeal, And Speech Variations In Siblings With Pierre Robin Sequence

Katelyn Kotlarek

Abstract: 46

Exhibits Open

7:30 am - 4:30 pm - Allegheny Foyer

Current Status On The Education Of The Speech-Language Pathologist In Cleft And Craniofacial Disorders

Kazlin Mason

Abstract: 47

Development Of Online Case-Based Learning Modules For Pediatric Trainees: Cleft Lip And Palate Pilot Study

Anne Hing

Abstract: 48

Diagnostic Utility Of A Low-Dose CT Protocol In Patients With Pierre Robin Sequence

Kareem Rasul

Abstract: 49

Dysphagia In Young Children With 22Q11.2 Deletion Syndrome

Lauren Madhoun

Abstract: 50

Evaluating The Home Language Environment Of Children With Orofacial Clefts As A Possible Target To Improve Speech Development

Emily Gallagher

Abstract: 52

Full Facial Allotransplantation Including The Temporomandibular Joints: An Anatomical Study And Approach Proposal

Maria Teresa Nunez-Villaveiran Baselga

Abstract: 53

Ideal Versus Late Secondary Alveolar Bone Graft Surgery: Long Term Clinical Follow Up And Tomographic Assessment

Ivy Trindade-Suedam

Abstract: 54

Is Maxillomandibular Advancement An Accepted Treatment Option For Obstructive Sleep Apnea Amongst Sleep Medicine Physicians?

Michael Forman

Abstract: 55

Long-Term Changes In CUCLP Nasolabial Appearance Ratings At 5, 8, And 11 Years-Old Without Secondary Revision Surgery.

Wasna Dabbagh

Abstract: 56

Mixed Dentition Cleft/Craniofacial Patients: Incidental Head And Neck Findings On Cone Beam CT

Joshua Barnett

Abstract: 57

Nasal Asymmetry As A Potential Risk Marker For Non-Syndromic Cleft Lip With Or Without Palate (NSCL/P)

Chi Zhang

Abstract: 58

Nasal Resonance Following Midface Distraction In Syndromic Craniosynostosis

Sanjay Naran

Abstract: 59

Negative Affect In Infants With And Without Facial Anomalies In The Still Face Paradigm: Correlations With Maternal Sensitivity And Depression

Sruthi Jonnalagadda

Abstract: 60

Pediatric Zygomaticomaxillary Complex Fracture Repair: Location And Number Of Fixation Sites In Growing Children

Joseph Lopez

Abstract: 61

Perception Of Lip Cant As A Sign Of Facial Deformity

Lun-Jou Lo

Abstract: 62

Perioperative Management Of Patients Undergoing Tongue Reduction Surgery: A Single Center Experience

Emily Geisler

Abstract: 63

Pre-Natal Consultation For The Team Providing Nasoalveolar Molding

Shelley Cohen

Abstract: 64

Progress In Automated Intracranial Volume Quantification From 3D Photography

Albert Oh

Abstract: 65

Rapid Identification And Validation Of Human Craniofacial Development Genes

Eric Liao

Abstract: 67

Sagittal Synostosis: Addressing The Temporal Constraint In Sagittal Suturectomy With Releasing Cuts

Nicole Kurnik

Abstract: 68

Speech Outcomes At 3 Or 4 Years Of Age Following Primary Palatal Repair In Korean-Speaking Children With Cleft Palate

Seunghee Ha

Abstract: 69

Spring-Mediated Cranioplasty In Sagittal Synostosis: Does Age At Placement Affect Expansion?

Sanjay Naran

Abstract: 70

Structural And Functional Indices Responsive To Velopharyngeal Resistance Training: A Case Report

Youkyung Bae

Abstract: 71

– ACPA's Annual Meeting Program: Wednesday

The Incidence Of Chiari Malformation In Patients With Non-Syndromic Isolated Sagittal Craniosynostosis

Amani Davis

Abstract: 73

Treatment Of Phoneme Specific Nasal Emission In A Preschool Child

Dennis Ruscello

Abstract: 74

Twenty-Year Outcomes Experience With Open Craniosynostosis Repairs: An Analysis Of Reoperation And Complication Rates

Kerry Morrison

Abstract: 75

Use Of Neuroimaging Measurements Of Optic Nerve Sheath Diameter To Assess Intracranial Pressure In Craniosynostosis

Mostafa Haredy

Abstract: 76

Use Of The Feeding Readiness Scale To Assess Patients With Pierre Robin Sequence Following Mandibular Distraction Osteogenesis

Kim-Loan Luu

Abstract: 77

Opening Ceremony and Keynote Address:

8:30 am – 10:00 am - Allegheny Ballroom

Chair: Amelia Drake

Co-Chair: Patricia Beals

ACPA's History: James A. Lehman, Jr., MD

"Improving The Innovation Intelligence Of Your Healthcare Organization"

Keynote Presenter: Rubin Pillay, MD, PhD

Abstract: 11



Rubin Pillay, MD, PhD is a medical futurist and Professor of Healthcare Innovation. He is currently the Assistant Dean for Global Health Innovation at the School of Medicine and the Chief Innovation Officer of the Health System at the University of Alabama in Birmingham.

Dr. Pillay is a Family Physician and Clinical Pharmacologist who holds a PhD in Business Administration, an MBA and an MSc in Health Management. Prior to taking up his current position, he led programs in Health Leadership (with a focus on Operational Excellence) at the McKenna School of Business, Economics and Government (Pennsylvania, USA) and the School of Business and Finance (Cape Town, South Africa).

He has substantial international teaching and consulting

experience and a global reputation as a healthcare innovation and innovation management specialist. Dr. Pillay is widely published in the field of Strategic Health Leadership. His current work focuses on the role of Innovation and Entrepreneurship in the transformation of health and healthcare, with particular emphasis on how macro environmental variables like the politico-legislative environment, technology, economics and socio-demographic and cultural changes are set to impact the supply side, demand side and the payment for healthcare.

Morning Break

10:00 am - 10:30 am - Allegheny Foyer

Meet with exhibitors or visit with poster presenters.

ACPA Wall Of Traditions Opening

10:15 am - 10:30 am - Allegheny Foyer II

The ACPA Wall of Traditions celebrates ACPA and its rich 75-year history. Join us to unveil the legacy.

Sponsored By Stryker.

General Session 1

10:30 am - 12:00 pm - Allegheny Ballroom

Chair: Bernard J. Costello

Co-Chair: Robert Havlik

Educational Objective(s): Each learner will be able to discuss cutting-edge research related to the etiology of cleft and craniofacial conditions and/or practice patterns and outcomes of individuals with these conditions.

CLEFT-Q: Normative Values And Psychometric Findings From 2,434 Children And Young Adults With Cleft Lip And/Or Palate From 12 Countries

10:30 am - 10:40 am

Karen Wong Riff

Abstract: 12

Human Gingiva-Derived Mesenchymal Stem Cells Enriched With Induced Neural Progenitor Cells As Bio-Ink For 3D Scaffold-Free Nerve Construct In Facial Nerve Regeneration

10:40 am - 10:50 am

Phuong Nguyen

Abstract: 13

Persistent Opioid Use Among Children And Adolescents After Common Cleft Operations

10:50 am - 11:00 am

Katelyn Bennett

Abstract: 14

Language ENvironment Analysis (LENA) Of Vocalizations Of Infants With And Without Cleft Palate

11:00 am - 11:10 am

Adriane Baylis

Abstract: 15

Discussion

11:10 am - 11:20 am

Association Of Low-Frequency Variants In Regulatory Regions With Non-Syndromic Orofacial Clefts

11:20 am - 11:30 am

John Shaffer

Abstract: 16

A National Survey Of Breast Milk Feeding Practices In Infants With Cleft Lip And/Or Palate

11:30 am - 11:40 am

Lauren Madhoun

Abstract: 17

An Inter-Center Comparison Of Speech Outcomes: The Americleft Speech Project

11:40 am - 11:50 am

Kathy Chapman

Abstract: 18

Discussion

11:50 am - 12:00 pm

Committee Meetings[^]

12:00 pm - 1:30 pm

Commission on Approval of Teams Meeting[^]

Pennsylvania East

Development Committee Meeting[^]

Crawford East

Research Grants Committee Meeting[^]

Westmoreland West

General Session 2: Patient To Provider Panel

Patient To Provider: About The Journey

1:30 pm - 2:30 pm - Allegheny Ballroom

Chair: Matthew Ford

Co-Chair: Marilyn Cohen

Presenters: Jo Artz, Monique France, Anna Barigayomwe, Kristine Miu, Francis Smith

Educational Objective(s): Each learner will be able to describe factors that may promote a positive (or negative) experience for patients in a cleft-craniofacial clinic. Each learner will be able to describe factors that may promote a positive (or negative) experience among parents of children with cleft-craniofacial anomalies. Each learner will be able to describe a strategy that a cleft-craniofacial team member can use clinically to support patients and/or their families affected by cleft-craniofacial anomaly.

Abstract: 19

Afternoon Break

2:30 pm – 2:45 pm - Allegheny Foyer

Meet with exhibitors or visit with poster presenters.

Discipline Forums

2:45 pm - 4:15 pm

These discussion forums serve as an opportunity to discuss current topics with colleagues.

Genetics And Pediatrics

Somerset East

Mental Health

Westmoreland West

Nursing And Coordination

Butler

Oral-Maxillofacial Surgery

Westmoreland East

Orthodontics And Prosthodontics

Fayette

Otolaryngology

Cambria East

Pediatric Dentistry

Somerset West

Plastic Surgery

Pennsylvania West

Speech-Language Pathology And Audiology

Westmoreland Central

Ideas And Innovations

4:30 pm - 6:00 pm - Allegheny Ballroom

Chair: John Girotto

Co-Chair: Ana Mercado

Educational Objective(s): Each learner will be able to identify innovations or new techniques that may be applied to treatment or research of patients with cleft and craniofacial conditions.

A Foundation-Focused Approach To Primary Rhinoplasty For Unilateral Cleft Lip Repair: Correction Of The Nasal Floor, Sidewall, And Septum To Untwist The Nose

4:35 pm - 4:39 pm

Raymond Tse

Abstract: 20

A New Single-Stage Total Cranial Vault Remodelling Technique For Correction Of Turricephaly

4:40 pm - 4:44 pm

Isabelle Citron

Abstract: 21

A Novel Approach To Family And Patient Education Regarding The Management Of VPI

4:45 pm - 4:49 pm

Kaylee Paulsgrove

Abstract: 22

Cleft Care Variations In The US: Analysis Of The Kids' Inpatient Database

4:50 pm - 4:54 pm

Tzujane Jenny Chen

Abstract: 23

– ACPA's Annual Meeting Program: Wednesday/Thursday

Anterior Maxillary Distraction Using Modified HYRAX Screw – A New Approach In Treating Mid Face Deficiency In Patients With Cleft Lip And Palate

4:55 pm - 4:59 pm

Ananya Hazare

Abstract: 24

Educating And Collaborating With Community And School-Based Speech-Language Pathologists: What Is An Effective Approach?

5:00 pm - 5:04 pm

Jocelyn Horne

Abstract: 25

Implementation Of A Standardized Data-Collection System For Comprehensive Appraisal Of Cleft Care

5:05 pm - 5:09 pm

Peter Bittar

Abstract: 26

Improving Inter-Specialty Communication In The Treatment Of Pediatric Craniofacial And Skull Base Tumors Using Personalized 3D-Printed Models

5:10 pm - 5:14 pm

Carolyn Rogers-Vizena

Abstract: 27

Neonatal Mandibular Molding For Congenital Open Bite: 10 Year Follow Up

5:15 pm - 5:19 pm

Catharine Garland

Abstract: 28

Parent-Reported Psychosocial Functioning In Craniofacial Microsomia

5:20 pm - 5:24 pm

Jake Alford

Abstract: 29

The Nifty Cup: A Novel Feeding Cup For Infants With Oral Clefts In Low Resource Settings

5:25 pm - 5:29 pm

Christy McKinney

Abstract: 30

Surgical Outcome Of Secondary Alveolar Bone Grafting Or Gingivoperiosteoplasty In Unilateral Cleft Lip And Palate (UCLP): A Prospective, Randomized Single-Blinded Study

5:30 pm - 5:34 pm

Ting Chen Lu

Abstract: 31

The Role Of Nasoalveolar Molding: A 3D Prospective Analysis

5: 35 pm - 5:39 pm

Pang-Yun Chou

Abstract: 32

Anatomical Subunit Approximation Approach To Correction Of Transverse Facial Clefts

5:40 pm - 5:44 pm

Raymond Tse

Abstract: 33

A New Internal Le Fort 1 Distractor–The Transnasal Device

5:45 pm - 5:49 pm

Michael Lypka

Abstract: 34

Use Of High-Speed Video Nasopharyngoscopy For Evaluation Of Velopharyngeal Function

5:50 pm - 5:54 pm

Liran Oren

Abstract: 35

Long-Term Velopharyngeal Outcomes After LeFort 1 Distraction

5:55 pm - 5:59 pm

Tzujane Jenny Chen

Abstract: 36

THURSDAY, APRIL 12, 2018

Registration

6:30 am – 7:30 pm - Allegheny Foyer

Eye Openers: Group 2

7:00 am – 8:00 am

Eye Opener 11: Anatomy Of The Unilateral Cleft Nasal Deformity And Its Correction

Fayette

Kamlesh Patel

Educational Objective(s): Each learner will understand the anatomic components of the unilateral cleft lip nasal deformity. They will also be able to understand the aims and methods of primary surgical correction.

Abstract: 78

Eye Opener 12: Commission On Approval Of Teams: ACPA Team Approval Process

Somerset East

Jamie Idelberg, Celia Heppner

Educational Objective(s): Each learner will be able to identify and use key requirements for ACPA Team Approval.

Abstract: 79

Eye Opener 13: Medically Necessary Craniofacial Orthodontic Treatment: Strategies For Successfully Obtaining Insurance Coverage

Westmoreland East

Margy Maroutsis

Educational Objective(s): Each learner will be able to identify key criteria for writing a letter of medical necessity. Each learner will be able to review a patient's insurance plan and point out what is covered and what is not covered. Each learner will be able to address denials and know the steps to take to help overturn a denial.

Abstract: 80

Eye Opener 14: Multi-Team Experiences Of Care Coordination

Butler

Iris Sageser, Amanda Smith, Melisande Ploutz, Patricia Chibbaro, Noreen Clarke

Educational Objective(s): Each learner will identify special coordination considerations of medically complex cleft and craniofacial patients. Each learner will gain awareness of cultural differences that impact care coordination. Each learner will demystify feeding recommendations for babies with cleft lip/palate through multi-collaboration. Each learner will identify prenatal practices that support the child/family.

Abstract: 81

Eye Opener 15: The Diagnostic Odyssey And Whole Exome Sequencing (WES): Clinical Advancements In The Diagnosis Of The Medically Complex Individual With Clefting

Cambria West

Susan Starling Hughes, Alison Kaye

Educational Objective(s): Each learner will understand the unique clinical impact of the diagnostic odyssey for the medically complex patient. Learners will be able to delineate between different genetic testing modalities. Learners will define the benefits and limitations of WES, when utilized in the medically complex individual with clefting.

Abstract: 82

Eye Opener 16: Challenging Multilingual/Multicultural Cleft Cases In The U.S. And Abroad

Washington

Kelly Cordero, Catherine Crowley, Lynn Fox

Educational Objective(s): Each learner will be able to: 1) describe culturally and linguistically appropriate assessment approaches for patients with cleft palate/VPD. 2) describe how late cleft palate repair and/or lack of past speech therapy may affect future VPD surgical management decisions. 3) describe the role that orphanage care may have on development and communication and the impact on management of VPD.

Abstract: 83

Eye Opener 17: Management Of The Complex Alveolar Cleft In Patients With Cleft Lip And Palate

Westmoreland Central

Michael Lypka

Educational Objective(s): Each learner will understand the optimal timing of alveolar cleft repair and basic technique. Each learner will understand basic and advanced methods of closing and grafting alveolar clefts.

Abstract: 84

Eye Opener 18: IHEM - How Healthcare Professionals Can Receive Training In How To Conduct An Initial Screening About The Educational Outcomes In Individuals With A Cleft

Somerset West

Martin Persson, Magnus Becker

Educational Objective(s): Each learner will be able to comprehend and apply the following: Why it is important to understand how cleft can be related to negative educational

outcomes. How to engage in a conversation with the parents about the medical and psychosocial variables that can influence educational achievement. How to conduct an initial screening for educational outcomes.

Abstract: 85

Eye Opener 19: Connecting Smiles: A Quality Improvement Initiative To Implement Parent-To- Parent Support In A Cleft And Craniofacial Clinic

Cambria East

Liza Beilke, Caitlin Giesen, Jo Artz, Anna Barigayomwe

Educational Objective(s): Each learner will be able to 1) identify components of a successful parent-to-parent support program. 2) identify challenges associated with the implementation of a parent-to-parent support program. 3) apply concepts from this presentation to their own organizations. 4) summarize key findings from this quality improvement initiative.

Abstract: 86

Exhibits Open

7:30 am - 4:30 pm - Allegheny Foyer

Poster Session B

8:00 am - 5:00 pm - Allegheny Foyer III

Educational Objective(s): Each learner will discuss the subject and findings of the cleft and craniofacial research and clinical topics presented on the posters in this session.

A Prospective Study Of Nasal Obstructive Symptoms In Patients With Cleft Lip And Palate

Rosaline Zhang

Abstract: 116

A Protocol For Airway Management In Patients With Pierre Robin Sequence Undergoing Mandibular Distraction

Vipul Gargya

Abstract: 117

Access To Multidisciplinary Care For Patients With 22q11.2 With Deletion Syndrome: Identifying Breakdown In The Screening Process

Aurelia Trisliana Perdanasari

Abstract: 118

Assessing Calvarial Vault Constriction Associated With Helmet Therapy In Deformational Plagiocephaly

Gary Skolnick

Abstract: 119

Assessing The Nasalance Of Native Mandarin Speakers In Mandarin And English

Eshan Pua

Abstract: 120

Association Between Cleft Lip And/Or Cleft Palate And Family History Of Cancer: A Case-Control Study

Anthony Bui

Abstract: 121

– ACPA's Annual Meeting Program: Thursday

Association Between Submucous Cleft Palate And Otolgic Disease - A Retrospective Cohort Review

Adam Kwinter

Abstract: 122

Computational Analysis Of Patients Developing Resynostosis Or Progressive Synostosis After Major Cranial Vault Reconstruction

Tyler Merceron

Abstract: 123

Consonant Development In Children With Cleft Palate, Chronic Otitis Media, And Typical Development

Irene Romero

Abstract: 124

Coordination Of A Multidisciplinary Retreat Resulting In Improved Team Dynamics And Patient Care

Jennifer Huth

Abstract: 125

Craniofacial Orthodontic Experience In Practicing Orthodontists

Rebecca Petts

Abstract: 126

Establishing The Safety Of The Horizontal Osteotomy In Mandibular Distraction For Neonatal Pierre Robin Patients

Nicholas Do

Abstract: 127

Evaluation Of Upper Airway Obstruction In Children With Cleft Palate Using Polysomnography

Wenwen Yu

Abstract: 128

Genetic Associations And Phenotypic Variability In The Craniosynostotic Rabbit

James Gilbert

Abstract: 129

Increased Risk Of Post-Operative Complications For Children With Craniosynostosis And Cardiac Risk Factors Undergoing Cranial Vault Remodeling

Joseph Moffitt

Abstract: 130

Infection, Local Complication, And Graft Failure Rates In Alloplastic Cranioplasty Reconstruction Comparing Titanium Mesh (Ti), Polymethyl Methacrylate (PMMA), Polyether Ether Ketone (PEEK), And Norion Implants: A Systematic Review

Jeremie Oliver

Abstract: 131

Management Of Mandibular Fracture Nonunion—A Retrospective Review And Treatment Algorithm

Benjamin Ostrander

Abstract: 132

Meta-Analysis Of Early Speech And Language In Children With Nonsyndromic Cleft Palate With Or Without Cleft Lip

Hope Lancaster

Abstract: 133

Nasalance Scores Of Mongolian-Speaking Children From Three Different Provinces

Shagdar Batsukh

Abstract: 134

Perception Of Interpersonal Experiences Following Orthognathic Surgery

Lawrence Lin

Abstract: 136

Posterior Vault Distraction Osteogenesis In Non-Syndromic Patients: An Evaluation Of Indications And Safety

Rosaline Zhang

Abstract: 137

Posterior Vault Distraction Osteogenesis: Rates Of Ossification In Bone Gaps After Consolidation

Sanjay Naran

Abstract: 138

Prone Versus Non-Prone Body Position Evaluated With Polysomnography In Infants With Pierre Robin Sequence

Karla Haynes

Abstract: 139

Remediation Of Compensatory Speech Errors & Cross-Language Generalization In An Adolescent Adopted From China

Kazlin Mason

Abstract: 140

Sleep Apnea In Cleft Lip And Palate And Skeletal Class III Individuals: A Polysomnographic, Tomographic And Computational Fluid Dynamics Study

Ivy Trindade-Suedam

Abstract: 141

Speech Results Following The Use Of The Palatal Lift Prosthesis Combined With A Palatal Bar

Richard O'Brien

Abstract: 142

Tessier Classification Update For Rare Lower-Lip Mandibular Clefts

James Bradley

Abstract: 143

The Effect Of Presurgical Nasoalveolar Molding (NAM) For Cleft Lip/Palate On Long-Term Treatment Outcomes: A Systematic Review

Victoria Allen

Abstract: 144

The Rhinocleft®: A New Tool For The Perceptual Assessment Of Cleft Palate Speech

David Fitzsimons

Abstract: 145

The Sick Kids Cleft Speech Assessment Tool

David Fisher

Abstract: 146

The Use Of Crowdsourcing Technology To Rapidly And Accurately Evaluate Preoperative Severity In Unilateral Cleft Lip Patients In A Multiethnic Population

Meghan McCullough

Abstract: 147

Underlying Mechanism Of Cleft Palate In A Mouse Model Of The Trichorhinophalangeal Syndrome

Kah Yan Cho

Abstract: 148

Using 3-Dimensional Printing To Fabricate A Novel Collagen-Grafted Polycaprolactone Scaffold For Craniofacial Reconstruction

Hossein Jazayeri

Abstract: 149

Velopharyngeal Insufficiency In A Multiethnic Cohort Of Families With A History Of Nonsyndromic Orofacial Clefting And Population-Based Controls

Matthew Ford

Abstract: 150

Volumetric Analysis Of Midfacial And Mandibular Asymmetry In Unilateral Coronal Craniosynostosis

Sally Jo

Abstract: 151

Volumetric And Three-Dimensional Assessment Of Growth Of The Nasopharyngeal Structures From Childhood To Adolescence

Kazlin Mason

Abstract: 152

Whole-Exome Sequencing Identify New Candidate Genes For Non-Syndromic Orofacial Cleft

Salmo Raskin

Abstract: 153

Zygomatic Rotation-Advancement: A New Concept For The Correction Of Exorbitism In Patients With Syndromic Craniosynostosis

J. Rodrigo Diaz-Siso

Abstract: 154

General Session 3: Airway Panel

Evaluation And Management Of Airway Obstruction In Neonates With Robin Sequence

8:30 am - 9:30 am - Allegheny Ballroom

Chair: Amelia Drake

Co-Chair: Davinder Singh

Presenters: Carlton Zdanski, Ramon Ruiz, Kelly Evans, Sean Edwards, John van Aalst, Lauren Kilpatrick

Educational Objective(s): Each learner will be able to identify the various methods of evaluation and management of neonates with Robin Sequence (RS) and airway obstruction (AO). Each learner will be able to understand the variability in practice patterns with regard to neonates with RS and AO. Each learner will be able to identify future directions in the evaluation and management of neonates with RS and AO.

Abstract: 87

Morning Break

9:30 am - 10:00 am - Allegheny Foyer

Meet with exhibitors or visit with poster presenters.

Junior Investigator Session

10:00 am - 12:00 pm - Allegheny Ballroom

Chair: Jack Yu

Co-Chairs: Elizabeth Volpicelli, Phuong Nguyen

This session encourages and supports multidisciplinary research by investigators either recently graduated or currently enrolled in a training program dealing with cleft and craniofacial evaluation and treatment. The presentations are evaluated and two winners are selected to receive Junior Investigator Awards, including a plaque, monetary award and appointment as a session co-chair for the following year.

Educational Objective(s): Each learner will be able to discuss at least three research questions related to cleft and craniofacial care.

Investigating Velum Positioning Across Different Speech Segments In Normal Adult Speakers Using High-Speed Nasopharyngoscopy

10:00 am - 10:10 am

Hedieh Hashemi Hosseinabad

Abstract: 88

A Single Lab Test To Aid Pierre Robin Sequence Severity Diagnosis

10:10 am - 10:20 am

Artur Fahradyan

Abstract: 89

Exome Sequencing Reveals Distinct Molecular Subtypes Of Non-Syndromic Craniosynostosis

10:20 am - 10:30 am

Andrew Timberlake

Abstract: 90

Discussion

10:30 am - 10:40 am

Lexical And Grammatical Development In Two-Year-Old Children With And Without Repaired Cleft Palate

10:40 am - 10:50 am

Marziye Eshghi

Abstract: 91

– ACPA's Annual Meeting Program: Thursday

A Prospective, Randomized, Blinded Trial In Cleft Surgery Training: Textbook Versus Digital Simulation

10:50 am - 11:00 am

J. Rodrigo Diaz-Siso

Abstract: 92

Age Related Discrepancies In Parent Proxy And Patient-Reported Psychosocial Function Of Children With Craniofacial Anomalies

11:00 am - 11:10 am

Julia Ayeroff

Abstract: 93

Discussion

11:10 am - 11:20 am

3D-Printed Bioactive Ceramic Scaffolds For Induction Of Osteogenesis In The Immature Skeleton

11:20 am - 11:30 am

Samantha Maliha

Abstract: 94

Neonatal And Infant Mandibular Distraction Osteogenesis: Can We Predict The Outcome?

11:30 am - 11:40 am

Artur Fahradyan

Abstract: 95

Psychosocial Dysfunction Of Children With Craniofacial Anomalies And Monolingual Spanish Parents In Los Angeles

11:40 am - 11:50 am

Miles Pfaff

Abstract: 96

Discussion

11:50 am - 12:00 pm

Committee Meetings[^]

12:00 pm - 1:30 pm

Family Services Committee Meeting[^]

Crawford East

Learning Resources Committee Meeting[^]

Pennsylvania East

Program Task Force 2019 Meeting[^]

Westmoreland West

Study Sessions and Advanced* Courses: Group 1

1:30 pm - 3:00 pm

Advanced Course I: Innovation In Cleft Palate Reconstruction: The Buccal Flap Approach*

Cambria West

Robert Mann, John Giroto, Matthew Fahrenkopf

Educational Objective(s): Each learner will list the steps to successfully use buccal flaps in both primary and secondary cleft surgeries. Learner will recognize how the buccal flap

can effectively salvage a procedure after a torn flap mid operation. The learner will incorporate buccal flaps in the formulation of specific palatal flap patterns to treat various cleft shapes: wide or narrow, high arched or broad arched.

Abstract: 97

Advanced Course II: Management Of Challenging Cases Of VPD In 22q11.2 Deletion Syndrome*

Somerset East

Adriane Baylis, Oksana Jackson, Cynthia Solot, Richard Kirschner

Educational Objective(s): Each learner will be able to 1) describe strategies to ensure accurate differential diagnosis of VPD for speech in patients with 22q; 2) list at least 3 different factors which may influence preoperative VPD surgical planning in 22q; 3) describe surgical modifications of traditional VPD surgery for patients with 22q.

Abstract: 98

Study Session A: Interpreting The Instrumental Evaluation Of Velopharyngeal Function

Washington

Sara Kinter, Kaylee Paulsgrove, Randall Bly

Educational Objective(s): Each learner will be able to: 1) Describe anticipated instrumental findings given perceptual characteristics. 2) Discuss anatomic findings that may influence surgical decisions. 3) Describe how use of instrumental and perceptual findings may influence patient outcomes.

Abstract: 99

Study Session B: Nasopharyngoscopy: Methods For Obtaining A Successful Examination With Preschool Children And Interpretation Of Findings For Surgical Planning

Cambria East

Ann Kummer

Educational Objective(s): Each learner will be able to discuss methods for performing a nasopharyngoscopy (NP) exam with good cooperation from children as young as age 3. Participants will be able to identify the size, location, and cause of a velopharyngeal opening through NP. Participants will be able to describe how NP findings can be used to determine the best surgical procedure for the patient.

Abstract: 100

Study Session C: Promoting Positive Psychosocial Outcomes In Craniofacial Team Care: Strategies For Non-Mental Health Providers

Westmoreland East

Nicola Stock, Patricia Marik, Leanne Magee, Alexis Johns, Cassandra Aspinall, Laura Garcia, Canice Crerand

Educational Objective(s): Each learner will be able to discuss psychosocial issues relevant to patients with craniofacial conditions across the treatment pathway, and will take away practical guidance in how to monitor and address psychosocial concerns in the patients and families they see.

Abstract: 101

Study Session D: Developing A Multidisciplinary Feeding Team For Your Cleft Lip And Palate Program

Fayette

Courtney Hall, Lauren Madhoun, Caitlin Cummings, Katherine Eastman

Educational Objective(s): Each learner will describe the feeding, weight gain, and growth risks for infants with cleft lip and/or palate and the potential consequences of failure to thrive; identify the structure of a Multidisciplinary Craniofacial Feeding Team and specific roles of each professional.

Abstract: 102

Study Session E: Why Don't They Get It? Using Adult Learning Principles To Improve Caregiver Understanding Of Cleft Care

Somerset West

Sarah Vetter, Julia Corcoran

Educational Objective(s): Each learner will: Define transfer of knowledge and how it relates to understanding. Identify barriers to understanding and analyze the impact of those barriers on caregiver education. Participate in activities that demonstrate adult learning strategies which influence successful knowledge transfer. Reflect and discuss application of adult learning strategies within their clinical practice.

Abstract: 103

Study Session F: Demystifying Cleft Palate Speech: A Primer For The New SLP And Non-SLP Members Of The Craniofacial Team

Westmoreland Central

David Zajac, Linda Vallino

Educational Objective(s): Each learner will be able to 1) describe resonance, nasal air escape, and articulation characteristics that occur in speakers with cleft lip and palate, and 2) discriminate between obligatory and compensatory behaviors that occur in speakers with repaired cleft lip and palate.

Abstract: 104

Study Session G: Orthodontic Management Of Patients With Cleft Lip And Palate From Infancy To Skeletal Maturity

Butler

Pradip Shetye, Alvaro Figueroa

Educational Objective(s): Each learner will be able to write the goals of orthodontic treatment during infancy, mixed dentition, permanent dentition and at skeletal maturity. Each learner will write the proper timing and sequencing of orthodontic and surgical treatment for patients with cleft lip and palate. Each learner will write different orthodontic treatment options at each phase of growth and development.

Abstract: 105

Afternoon Break

3:00 pm - 3:30 pm - Allegheny Foyer

Meet with exhibitors or visit with poster presenters.

ASCFS Board Meeting ^

3:00 pm - 6:00 pm – Pennsylvania East



Study Sessions and Advanced* Courses: Group 2

3:30 pm - 5:00 pm

Advanced Course III: Strategies For Cleft Care In The Medically Complex Patient: Assessment, Anticipation, And Adaptation*

Westmoreland West

Alison Kaye, Oksana Jackson, Susan Starling-Hughes, Leanne Magee

Educational Objective(s): Each learner will be able to describe three complex medical conditions that may involve a cleft lip and/or palate diagnosis. Each learner will be able to describe three reasons for adaptation of cleft care protocols to account for an associated complex medical condition.

Abstract: 106

Advanced Course IV: Nasoalveolar Molding In Patients With Bilateral Clefts Of The Lip, Alveolus And Palate*

Westmoreland East

Pradip Shetye, Roberto Flores

Educational Objective(s): Each learner will be able to describe the NAM technique in the management of patients with bilateral cleft lip and palate; describe the one stage surgical repair of the lip, nose, and alveolus in patients with bilateral cleft lip and palate following NAM technique.

Abstract: 107

Study Session H: Economics Of Team Care: How Teams Are Surviving In This Fiscal Climate

Fayette

Ruth Trivelpiece, Jennifer Rhodes, Cassandra Aspinall, Michael Nelson, Marilyn Cohen

Educational Objective(s): Each learner will be able to identify the different challenges facing teams including different billing models and varied funding sources within the framework of increasing pressure to providers for income generating revenues.

Abstract: 108

Study Session I: 'All I Want For Christmas Is My Two Front Teeth': When Orthodontics And Orthognathic Surgery Are Not Enough

Washington

Carolyn Kerins, YongJong Park, Michael Oppedisano

Educational Objective(s): Each learner will be able to list the typical prosthodontic needs of craniofacial patients and understand that when working with a prosthodontist, the orthodontic treatment plan will likely be modified.

Abstract: 109

Study Session J: Improving SLPs' Success Rate In Distinguishing Learned Speech Errors From Obligatory Errors In Speakers With Repaired Cleft Palate: An Audience Participatory Forum

Westmoreland Central

Anne Bedwinek, Ellen Cohn, Lynn Grames, Julia Hobbs, Judy LeDuc, Kerry Mandulak, Sally Peterson-Falzone

Educational Objective(s): Each learner will be able to 1) Discuss why it is important for SLPs to discriminate learned speech errors from obligatory errors in speakers with repaired

– ACPA’s Annual Meeting Program: Thursday/Friday

clefts and other forms of velopharyngeal dysfunction. 2) Discuss why it is important for SLPs to differentiate both of the above types of errors from developmental errors.

Abstract: 110

Study Session K: How Oral, Dental, And Occlusal Anomalies Related To CLP Affect Speech And Resonance

Somerset East

Ann Kummer

Educational Objective(s): Each learner will be able to discuss how structure, function and physics interact during the production of normal speech. Each learner will be able to describe how various oral, dental and occlusal anomalies affect both speech and resonance. Each learner will be able to determine appropriate treatment based on whether there are obligatory distortions or compensatory errors.

Abstract: 111

Study Session L: How To Rotate And Advance A Lip: A Primer On Unilateral Cleft Lip Repair

Somerset West

Richard Kirschner

Educational Objective(s): Each learner will be able to describe and execute a technique of modified rotation-advancement cleft lip repair.

Abstract: 112

Study Session M: Controversies In Alveolar Cleft Bone Grafting

Butler

Jennifer Woerner, Jean-Charles Doucet, Ronald Hathaway, Timothy Turvey, Stephanie Drew

Educational Objective(s): Each learner will be able to 1) Discuss gingivoperiosteoplasty and evidence relating to its use 2) Better understand orthodontic preparation for alveolar bone grafting as related to timing of repair 3) Describe traditional alveolar cleft bone grafting with autogenous bone 4) Discuss benefits and drawbacks to early secondary alveolar cleft bone grafting 5) Assess the use of BMP in alveolar bone grafting.

Abstract: 113

Study Session N: Implementing A Standardized Speech Outcome Assessment Protocol For Use In The Cleft Palate Clinic

Cambria West

Kelly Cordero, Angela Dixon, Adriane Baylis, Kristina Wilson, Anna Barigayomwe

Educational Objective(s): Each learner will be able to: describe methods for collecting standard high-quality speech outcome data, including a clinical protocol based on the americleft speech project; identify documentation and regulatory requirements (e.g. IRB) that may be necessary to collect and/or report speech outcome data for research; describe strategies for analyzing and reporting speech outcome data for quality improvement.

Abstract: 11

Study Session O: Neonatal Ear Molding: A Practical Hands-On Instructional Course

Cambria East

James Seaward, Rami Hallac, Maleeh Effendi, Kaylee Williams, Alex Kane

Educational Objective(s): Each learner will be able to undertake our ear molding technique and apply this treatment modality to their cleft/craniofacial team.

Abstract: 115

Awards Gala

6:00 pm - 10:30 pm - Allegheny Ballroom.

Celebrate your colleagues for their achievements and contributions to cleft and craniofacial care, followed by dinner and dancing to celebrate ACPA’s 75th Anniversary. The program begins at 6:30 pm with dinner immediately after. One drink ticket is included with meeting registration. Cash bar. Black tie optional. *Sponsored by KLS Martin.*

ACPA’s Silent Auction will take place following the awards presentation. All attendees and guests are invited to participate. *Auction Chair: Nichelle Weintraub*
Auction Co-Chair: Lisa David

FRIDAY, APRIL 13, 2018

ASCFS Breakfast

7:00 am - 8:00 am - Pennsylvania West

Open to ASCFS Members only.



Registration

7:00 am - 5:30 pm - Allegheny Foyer

Exhibits Open

7:30 am - 3:30 pm - Allegheny Foyer

Poster Session C

8:00 am - 3:30 pm - Allegheny Foyer III

Educational Objective(s): Each learner will discuss the subject and findings of the cleft and craniofacial research and clinical topics presented on the posters in this session.

‘Beyond The Face’ A Tribute To Craniofacial Team Patients At Connecticut Children’s Medical Center

Monique France

Abstract: 253

A Study To Evaluate ‘Time To Union’ For Patients Undergoing Cranial Distraction For Craniosynostosis

Asra Hashmi

Abstract: 254

Adaptation Of Oral-Nasal Balance In Speech To Altered Auditory Vowel Formant Feedback

Tim Bressmann

Abstract: 255

Can Head Circumference Be Used As A Proxy For Intracranial Volume In Patients With Craniosynostosis?

Asra Hashmi

Abstract: 256

Central Defect-Control Pharyngeal Flap Surgery Based On Nasoendoscopic Findings: Maximizing Speech Outcomes And Limiting Complications

Heeyeon Kwon

Abstract: 257

Challenging Convention: Assessment Of Perioperative Complications Associated With Outpatient Primary Cleft Palate Surgery

Rami Kantar

Abstract: 258

Comparison Of Endoscopic Versus Open Surgical Correction Of Sagittal Craniosynostosis Using A Novel Technique

Lisa Block

Abstract: 259

Congenital Abnormalities And Medical Conditions Associated With Cleft Lip And Palate At The Komfo Anokye Teaching Hospital, Ghana

Gyikua Plange-Rhule

Abstract: 260

Effect Of Patient Age On Outcomes Of Endoscopic Repair Of Metopic Synostosis

Sean McEvoy

Abstract: 261

Effects Of Ethanol Pretreatment For Tissue Engineering A Chondrocyte-Seeded Human Ear Scaffold

Qing Yu

Abstract: 262

Evaluation And Imaging Of Pediatric Macrocephaly In A Single Tertiary Care Center

Alaina Butler

Abstract: 263

Evidence Of Interaction Between Genes In The Folate/ Homocysteine Metabolic Pathway In Controlling Risk Of Nonsyndromic Oral Cleft

Ping Wang

Abstract: 264

Evidence-Based Comprehensive Cleft Care In Lower Resource Settings: A Systematic Review

Jordan Swanson

Abstract: 265

Impact Of Hospital Characteristics On Mandibular Distraction Osteogenesis Outcomes Using A National Inpatient Database

Alexander Marston

Abstract: 266

Is Fundamental Frequency Altered Following Surgical Or Prosthetic Adaptations To The Vocal Tract?

Kazlin Mason

Abstract: 267

Leveling The Maxillary Occlusal Plane In Patients With Hemifacial Microsomia Using Unilateral Vertical Mandibular Distraction Osteogenesis Without Orthodontic Appliances

Navid Pourtaheri

Abstract: 268

Microvascular Replantation Following Dog Bites In Children: Systematic Review And Management Protocol

Amanda Williams

Abstract: 269

Orbital Asymmetry: A Critical Evaluation Of The Unicoronal Craniosynostosis Deformity

Aaron Foglio

Abstract: 271

OSA Prevalence In The General Craniofacial Population.

Ian Canepa

Abstract: 272

Perioperative Complications Associated With Outpatient Versus Inpatient Primary Cleft Lip Surgery

Rami Kantar

Abstract: 273

Perioperative Outcomes Following Mandibular Distraction In Infants With Pierre Robin Sequence

Kevin Lee

Abstract: 274

Photogrammetric Outcomes Of Primary Cleft Nasal Correction In Unilateral Cleft Lip

Maria Teresa Nunez-Villaveiran Baselga

Abstract: 275

Predicting The Need For Orthognathic Surgery In Patients With Cleft Lip And/Or Palate

Adam Henrie

Abstract: 276

Soft Tissue Reconstruction In Patients With Hemifacial Microsomia: Review Of The Literature

Nicholas Sinclair

Abstract: 277

Speech Outcomes Of The Routine Treatment Offered To Children With Isolated Cleft Palate At A Specialized Hospital Unit: Nasality And Nasalance Assessment At 5 Years Of Age

Ivy Trindade-Suedam

Abstract: 278

Surgical Management And Outcomes Of Pierre Robin Sequence: A Comparison Of Mandibular Distraction Osteogenesis And Tongue-Lip Adhesion

Rosaline Zhang

Abstract: 72

– ACPA's Annual Meeting Program: Friday

**The Craniofacial Orthodontic Experience
In Orthodontic Residents**

Alexander DiMassa

Abstract: 279

**The Effect Of Intra-Operative Acetaminophen
In Cleft Palate Repair**

Logan Carr

Abstract: 280

**The Management Of Cosmetically Challenging Facial
Congenital Melanocytic Nevi**

Michaela Tsuha

Abstract: 281

**The Role Of Environmental Factors In The Etiology
Of Nonsyndromic Orofacial Clefts In The Ethiopian
Population**

Mekonen Abebe

Abstract: 282

**Transition Of Craniofacial Anomaly Care From
Childhood To Adulthood**

Paul Bigg

Abstract: 283

**Treatment Outcome Of Bimaxillary Surgery For
Asymmetric Skeletal Class II Deformity**

Yun-Fang Chen

Abstract: 284

**Trends In Alveolar Bone Grafting And The Use Of
Recombinant Bone Morphogenic Protein (RhBMP)
In The United States**

Melissa Kanack

Abstract: 285

**Unilateral Alveolar Cleft Size On Prenatal
Ultrasonography Predicts Cleft Of The Secondary Palate**

Albert Oh

Abstract: 286

**Use Of Bone Allograft During Palatoplasty
Of The Hard Palate**

Sagar Mehta

Abstract: 287

**Use Of Cone Beam Computed Tomography To Diagnose
The Presence And Extent Of Velopharyngeal Dysfunction
And To Assist In Planning For Management Of The Disorder**

Karen Tessler

Abstract: 288

**Uvular/Pharyngeal Fricatives And Glottal Stops In
The Presence Of Velopharyngeal Closure In Toddlers
With Cleft Lip And Palate: Case Reports**

Marziye Eshghi

Abstract: 289

**Velopharyngeal Dysfunction Resulting From
Vincristine Chemotherapy In Treatment Of
Acute Lymphoblastic Leukemia**

Lynn Grames

Abstract: 290

**ASCFS Linton Whitaker Lecture
Aesthetic Craniofacial Surgery: The Legacy
of Linton Whitaker**

8:00 am - 9:00 am - Allegheny III

Chair: Stephen Baker

Presenter: Joseph McCarthy

The American Society of Craniofacial Surgeons presents the Linton Whitaker Lecture, which is given by a person whose work or career exemplifies the very best in the art and science of craniofacial surgery.

Educational Objective(s): Each learner will be able to discuss the history and current challenges of american craniofacial surgery.

Abstract: 155

Game Changers

8:00 am – 8:30 am

Game Changer Sessions commemorate the advancements in care over the past 75 years. Each session will focus on a specific development and how it has dramatically changed the world of cleft and craniofacial care.

Abstract: 323

Genetics

Allegheny I

Chair: Mohammad Mazaheri

Presenter: Donna McDonald-McGinn

Patient-First Movement

Allegheny II

Chair: Ross E. Long, Jr.

Presenter: Kelly Evans

Game Changers

8:30 am – 9:00 am

Game Changer Sessions commemorate the advancements in care over the past 75 years. Each session will focus on a specific development and how it has dramatically changed the world of cleft and craniofacial care.

Abstract: 323

Prenatal Diagnosis

Allegheny I

Chair: Ronald Reed Hathaway

Presenter: Julie Moldenhauer

Imaging

Allegheny II

Chair: Jerald Moon

Presenter: David Kuehn

ACPA Annual Business Meeting

9:15 am - 10:15 am - Allegheny I

Open to all ACPA Members. ACPA Active, International and Life Members are eligible to vote.

Morning Break

10:15 am - 10:30 am - Allegheny Foyer

Meet with exhibitors or visit with poster presenters.

Concurrent Session 1: Genetics

10:30 am - 12:00 pm - Cambria

*Chair: Marie Tolarova**Co-Chair: Nancy Minugh-Purvis*

Educational Objective(s): Each learner will be able to discuss new research findings or techniques related to genetic considerations of cleft care.

A Genome-Wide Association Study Of Velopharyngeal Insufficiency

10:30 am - 10:40 am

Jonathan Chernus

Abstract: 156

Genome-Wide Analyses Identify One Significant And Seven Highly Suggestive New Loci For Orofacial Clefts In The African Population

10:40 am - 10:50 am

Azeez Butali

Abstract: 157

Missense Mutations In SMCHD1 Cause Congenital Nasal Hypoplasia (Binder Phenotype)

10:50 am - 11:00 am

Natalie Shaw

Abstract: 158

A Systematic Analysis Of Orofacial Clefts Reveals Subtype-Specific Genetic Effects

11:00 am - 11:10 am

Elizabeth Leslie

Abstract: 159

Discussion

11:10 am - 11:20 am

Subepithelial Orbicularis Oris Muscle Discontinuities In A Multiethnic Sample Of Individuals With Nonsyndromic Isolated Cleft Palate Versus Controls

11:20 am - 11:30 am

Mary Marazita

Abstract: 160

A Comparison Of Early Versus Late Prenatal MRI In The Diagnosis Of Cleft Palate

11:30 am - 11:40 am

Kathryn Schlechtweg

Abstract: 161

Over FISHing: Findings In 1400 Patients With 22q11.2 Deletion Syndrome

11:40 am - 11:50 am

Donna McDonald-McGinn

Abstract: 162

Discussion

11:50 am - 12:00 pm

Concurrent Session 2: Nursing

10:30 am - 12:00 pm - Allegheny I

*Chair: Patricia Chibbaro**Co-Chair: Elena Hopkins*

Educational Objective(s): Each learner will be able to discuss clinical treatment ideas in nursing.

Are We Meeting The Psychosocial Needs Of Adolescents In The Cleft And Craniofacial Clinic?

10:30 am - 10:40 am

Kate Pederson

Abstract: 163

Utilizing Video Visits For Prenatal Specialty Bottle Teaching

10:40 am - 10:50 am

Kristine Miu

Abstract: 164

Cleft Newborn Care And Feeding Strategies: Educational Outreach For Medical Professionals

10:50 am - 11:00 am

Helen Huff

Abstract: 165

Impact Of Early Aggressive Repositioning And Physical Therapy For Patients With Deformational Plagiocephaly And Congenital Muscular Torticollis

11:00 am - 11:10 am

Regina Fenton

Abstract: 166

Discussion

11:10 am - 11:20 am

Tracheal Cartilaginous Sleeve (TCS) In Syndromic Craniosynostosis: A Case For Early Identification And Management

11:20 am - 11:30 am

Karla Haynes

Abstract: 167

Optimizing The Birth Experience-The Role Of The Nurse During The Prenatal Consultation

11:30 am - 11:40 am

Patricia Chibbaro

Abstract: 168

– ACPA's Annual Meeting Program: Friday

Experiences Of Parents Of Children With Robin Sequence: Quality Of Life And Quality Of Care

11:40 am - 11:50 am

Jonathan Skirko

Abstract: 169

Discussion

11:50 am - 12:00 pm

Concurrent Session 3: Maxillofacial Surgery And Audiology

10:30 am - 12:00 pm - Allegheny II

Chair: Jean-Charles Doucet

Co-Chair: Krishna Patel

Educational Objective(s): Each learner will be able to discuss new research findings or techniques related to maxillofacial surgery and audiology in cleft care.

Differences In The Tensor Veli Palatini Between Adults With And Without Cleft Palate Using High Resolution Three-Dimensional Magnetic Resonance Imaging

10:30 am - 10:40 am

Jamie Perry

Abstract: 170

Optimization Of Large Orbital Fracture Reconstruction Using Low-Cost Patient Specific 3D Printed Models

10:40 am - 10:50 am

Lucas Dvoracek

Abstract: 171

Salvage Or Solution? Alloplastic Reconstruction In Hemifacial Microsomia.

10:50 am - 11:00 am

John Polley

Abstract: 172

Influence Of Clefting On Layperson Perception Following Orthognathic Surgery

11:00 am - 11:10 am

Lawrence Lin

Abstract: 173

Discussion

11:10 am - 11:20 am

Stability Following Orthognathic Surgery In Patients With Complete Cleft Lip And Palate (CLP) Following LeFort I Skeletal Advancement & A Strict Post-Operative Protocol

11:20 am - 11:30 am

Pradip Shetye

Abstract: 174

Volumetric Analysis Of Allograft And Autograft For Alveolar Bone Grafting Pre- And Postoperatively Using Cone Beam Computed Tomography

11:30 am - 11:40 am

David Reisberg

Abstract: 175

A Randomized Clinical Study: Outcome Of Septoplasty And Turbinate Reduction During Le Fort I Osteotomy In Unilateral Cleft Lip And Palate

11:40 am - 11:50 am

Yu-Fang Liao

Abstract: 176

Discussion

11:50 am - 12:00 pm

Concurrent Session 4: Velopharyngeal Function And Speech

10:30 am - 12:00 pm - Westmoreland

Chair: Kristina Wilson

Co-Chair: Graham Schenck

Educational Objective(s): Each learner will be able to discuss new research findings or clinical techniques related to velopharyngeal function and speech of patients with cleft and craniofacial anomalies.

Comparison Of Velopharyngeal Dimensions Between Children With And Without Repaired Cleft Palate

10:30 am - 10:40 am

Katelyn Kotlarek

Abstract: 177

Structural And Functional Changes Following Velopharyngeal Resistance Training: A Prospective Controlled Study In Healthy Adults

10:40 am - 10:50 am

Youkyung Bae

Abstract: 178

Variations In Velopharyngeal Structure In Adults With Repaired Cleft Palate

10:50 am - 11:00 am

Jamie Perry

Abstract: 179

How Does The Tensor Veli Palatini Muscle Affect Velopharyngeal Closure?

11:00 am - 11:10 am

Catherine Pelland

Abstract: 180

Discussion

11:10 am - 11:20 am

Can Dynamic MRI Be Used To Accurately Identify Velopharyngeal Closure Patterns?

11:20 am - 11:30 am

Jamie Perry

Abstract: 181

Using Nasalance Scores To Pre-Classify Oral-Nasal Balance Disorders Before Perceptual Analysis

11:30 am - 11:40 am

Tim Bressmann

Abstract: 182

**Crowdsourcing To Assess Perceptual Speech Outcomes:
A Systematic Review**

11:40 am - 11:50 am

Anne Sescleifer

Abstract: 183

Discussion

11:50 am - 12:00 pm

Concurrent Session 5: ASCFS I

10:30 am - 12:00 pm - Allegheny III

Co-Chairs: Craig Birgfeld, Albert Woo

Educational Objective(s): Each learner will be able to discuss new research findings or surgical management techniques related to craniosynostosis.

**Neurological Outcomes Of Posterior Vault Distraction
Osteogenesis For Syndromic Craniosynostosis**

10:30 am - 10:40 am

James Paliga

Abstract: 184

**Distraction Osteogenesis For Unicoronal
Craniosynostosis: An Evaluation Of Perioperative
Morbidity And Rates Of Strabismus**

10:40 am - 10:50 am

Ian Hoppe

Abstract: 185

**A Craniometric Analysis Of Posterior Vault
Distraction And Its Effects On Frontal Cranial
Morphology**

10:50 am - 11:00 am

Ian Hoppe

Abstract: 186

Discussion

11:00 am - 11:10 am

**Nuts And Bolts Of How To Make, Select, And Surgical
Technique On Spring Assisted Surgery For Sagittal
Craniosynostosis**

11:10 am - 12:00 pm

Lisa David

Abstract: 187

22q SIG+

Butler

Chair: Adriane Baylis

Co-Chair: Oksana Jackson

Care Coordination SIG+

Somerset

Chair: Iris Sageser

Co-Chair: Jo Artz

Ethics SIG+

Fayette

Chair: Howard Saal

Co-Chair: Christian Vercler

Mental Health SIG+

Washington

Chair: Kathleen Kapp-Simon

Co-Chair: Alexis Johns

ACPA Board Meeting[^]

1:30 pm - 3:30 pm - Pennsylvania East

Concurrent Session 6: Bench To Bedside

1:30 pm - 3:00 pm - Cambria

Chair: Janice Lee

Co-Chair: Hyun-Duck Nah

Educational Objective(s): Each learner will be able to discuss research topics from bench to bedside.

**Modular Characterization Of Facial Endophenotypes In
Parents Of Individuals With Non-Syndromic Orofacial Clefts**

1:30 pm - 1:40 pm

Karlijne Indencleef

Abstract: 188

**Maternal Vitamin B12 Status Is Associated With Risk Of
Cleft Lip And Cleft Palate In Tamil Nadu State, India**

1:40 pm - 1:50 pm

Ronald Munger

Abstract: 189

**Repair Of Alveolar Cleft With Attenuated Inflammatory
Response By Controlled Release Of BMP-2 From Peptide
Amphiphile Nanofibers In RAT**

1:50 pm - 2:00 pm

Reena Bakshi

Abstract: 190

**Changes In Visual Evoked Potentials After Surgical
Intervention For Craniosynostosis**

2:00 pm - 2:10 pm

Mostafa Haredy

Abstract: 191

Discussion

2:10 pm - 2:20 pm

ASCFS Business Meeting And Luncheon*

12:00 pm - 1:30 pm - Pennsylvania West

Open to ASCFS Members.



ACPA SIG Discussion Forums

12:30 pm - 1:30 pm

These forums serve as an opportunity to discuss current trends. All Meeting attendees are welcome to attend. Attendees can purchase lunch and take it into the session.

– ACPA's Annual Meeting Program: Friday

Practical CT Scan Findings For Accurately Diagnosing Metopic Craniosynostosis

2:20 pm - 2:30 pm

Craig Birgfeld

Abstract: 192

Neurosurgery And The CNS Plagiocephaly Guidelines

2:30 pm - 2:40 pm

Alexander Lin

Abstract: 193

A Quantitative Analysis Of Weight Gain Following Mandibular Distraction Osteogenesis In Robin Sequence

2:40 pm - 2:50 pm

Cyril Gary

Abstract: 194

Discussion

2:50 pm - 3:00 pm

Concurrent Session 7: Team Care

1:30 pm - 3:00 pm - Allegheny I

Chair: Iris Sageser

Co-Chair: Maureen Andrews

Educational Objective(s): Each learner will be able to discuss new topics related to team care and coordination.

The Role Of Family-Led Care Coordination In Streamlining Clinic And Reducing Coordination Workload

1:30 pm - 1:40 pm

Emily Gallagher

Abstract: 195

Craniofacial Team Clinic: Patient Attrition Rates And Reasons For Loss To Follow-Up

1:40 pm - 1:50 pm

Danielle Cooper

Abstract: 196

Implementing A Health Surveillance Checklist For Caregivers Of Patients With 22q11.2 Deletion Syndrome

1:50 pm - 2:00 pm

Nichole Buswell

Abstract: 197

Survey Of Parent Perceptions Of Cleft Team Visits: A Business Process Improvement Initiative

2:00 pm - 2:10 pm

Amanda Smith

Abstract: 198

Discussion

2:10 pm - 2:20 pm

Transitional Care: Utilizing An Assessment Tool To Help Patients And Families To Identify Transitional Needs And Perceptual Differences Between The Parent And The Child

2:20 pm - 2:25 pm

Johnice Hargadon

Abstract: 199

Survey Of North American Multidisciplinary Cleft Palate And Craniofacial Team Clinic Administration And Organization

2:25 pm - 2:30 pm

Kristin Pfeifauf

Abstract: 200

Routine Screening For Sleep Problems In The Cleft-Craniofacial Population: Is It Worth The Effort?

2:30 pm - 2:40 pm

Marilyn Cohen

Abstract: 201

How To Create, Implement And Sustain A Readiness Board Tracking System To Streamline Communication, Increase Efficiency, And Optimize Craniofacial Multispecialty Clinic Coordination

2:40 pm - 2:50 pm

Jennifer Bond

Abstract: 202

Discussion

2:50 pm - 3:00 pm

Concurrent Session 8: Cleft Surgery I

1:30 pm - 3:00 pm - Allegheny II

Chair: Thomas Sitzman

Co-Chair: David Low

Educational Objective(s): Each learner will be able to discuss new topics related to cleft lip and palate surgery.

The ROCK (Reducing Opioid Use In Cleft Kids) Protocol: A Multidisciplinary Quality Improvement Effort To Reduce Perioperative Opioid Use In Patients Undergoing Any Stage Of Cleft Lip Or Palate Repair

1:30 pm - 1:40 pm

Brian Chang

Abstract: 203

Component Restoration In The Unilateral Intermediate Cleft Tip Rhinoplasty: Technique And Morphologic Evaluation

1:40 pm - 1:50 pm

Julia Ayeroff

Abstract: 204

Changes In CUCLP Nasolabial Appearance Ratings Following Secondary Revision Surgery

1:50 pm - 2:00 pm

Wasna Dabbagh

Abstract: 205

Longitudinal 3D Analysis Of Alar Base And Nasal Shape Changes Following Unilateral Cleft Lip Repair And Foundation Based Primary Rhinoplasty

2:00 pm - 2:10 pm

Raymond Tse

Abstract: 206

Discussion

2:10 pm - 2:20 pm

Prevalence Of Dental Anomalies In Unilateral Cleft Lip And Palate After Gingivoperiosteoplasty

2:20 pm - 2:30 pm

Travis Gibson

Abstract: 207

Early Secondary Alveolar Bone Grafting Does Not Restrict Transverse Maxillary Growth

2:30 pm - 2:40 pm

Jean-Charles Doucet

Abstract: 208

Implementation Of An Enhanced Recovery Protocol In Cleft Palate Repairs

2:40 pm - 2:50 pm

Stefanie Hush

Abstract: 209

Discussion

2:50 pm - 3:00 pm

Concurrent Session 9: Speech

1:30 pm - 3:00 pm - Westmoreland

Chair: Kelly Cordero

Co-Chair: Alison Scheer-Cohen

Educational Objective(s): Each learner will be able to discuss new research findings or clinical techniques related to treating the speech of patients with cleft and craniofacial anomalies.

Establishing The Reliability And Validity Of The Rhinocleft® Perceptual Speech Assessment

1:30 pm - 1:40 pm

David Fitzsimons

Abstract: 210

Speech Sample Validity For Velopharyngeal Assessment: A Review Of The Literature

1:40 pm - 1:50 pm

Lynn Grames

Abstract: 211

Emergence Of Stop Consonants In Children With Repaired Cleft Palate

1:50 pm - 2:00 pm

David Zajac

Abstract: 212

Evaluation Of Speech And Velopharyngeal Function At One Year Of Age As A Predictor For Outcomes At Five Years Of Age

2:00 pm - 2:10 pm

Audrey Smith

Abstract: 213

Discussion

2:10 pm - 2:20 pm

Examining Predictors And Identifying Speech And Language Characteristics Of Children With Cleft Palate At 39 Months Of Age

2:20 pm - 2:30 pm

Lauren Beckett

Abstract: 214

Phonological Profile Of Patients With Velopharyngeal Dysfunction And Palatal Anomalies

2:30 pm - 2:40 pm

Ariela Nachmany

Abstract: 215

Profiling Speech/Language Outcomes Of Children With Cleft Palate At 39 Months Of Age

2:40 pm - 2:50 pm

Lauren Beckett

Abstract: 216

Discussion

2:50 pm - 3:00 pm

Concurrent Session 10: ASCFS II

1:30 pm - 3:00 pm - Allegheny III

Chair: Jonathan Black

Co-Chair: Jason Pomerantz

Educational Objective(s): Each learner will be able to discuss new research findings or surgical management techniques related to craniofacial surgery.

Regression Of Cephalic Index Following Endoscopic Repair Of Sagittal Synostosis

1:30 pm - 1:40 pm

Nicholas Pickersgill

Abstract: 217

Comparison Of Endoscopic To Open Spring-Assisted Surgery: Improving Safety While Maintaining Outcomes In Treating Scaphocephaly

1:40 pm - 1:50 pm

J. Genevieve Park

Abstract: 218

Evaluation Of Outcomes In Endoscopic Treatment Of Metopic Craniosynostosis At 5 Years Postoperative

1:50 pm - 2:00 pm

Austin Ha

Abstract: 219

Orthognathic Surgery Rates In Craniofacial Microsomia: Is Early MDO Associated With A Decreased Need For Orthognathic Correction At Skeletal Maturity?

2:00 pm - 2:10 pm

Rosaline Zhang

Abstract: 220

Discussion

2:10 pm - 2:20 pm

– ACPA's Annual Meeting Program: Friday

Eruption Of Maxillary Posterior Permanent Teeth Following Early Conventional LeFort III Advancement And LeFort III Distraction Surgeries

2:20 pm - 2:30 pm

Marina Gonchar

Abstract: 221

Incidence Of Secondary Midface Advancement At The Time Of Skeletal Maturity In Patients With A History Of Early Le Fort III Distraction Osteogenesis

2:30 pm - 2:40 pm

Gerald Cho

Abstract: 222

Ear Molding In A Children's Hospital Clinic: A Series Of 285 Treatments

2:40 pm - 2:50 pm

Maleeh Effendi

Abstract: 223

Discussion

2:50 pm - 3:00 pm

Afternoon Break

3:00 pm - 3:30 pm - Allegheny Foyer

Meet with exhibitors or visit with poster presenters.

Concurrent Session 11: Orthodontics And Dentistry

3:30 pm - 5:00 pm - Cambria

Chair: Deji Fashemo

Co-Chair: Lindsey Schuster

Educational Objective(s): Each learner will be able to discuss new research findings or techniques related to orthodontics and dentistry in cleft care.

Adherence To Orthodontic Treatment In Cleft Lip/Palate Populations: A Survey Of Treatment Providers

3:30 pm - 3:40 pm

Canice Crerand

Abstract: 224

NAM vs. Lip Adhesion: A Cephalometric Comparison Of Phase I Orthodontic Considerations

3:40 pm - 3:50 pm

Jack Brooker

Abstract: 225

Evaluation Of Alveolar Characteristics Of 5-Year-Old Patients With Unilateral Cleft Lip And Palate Treated With Or Without Infant Orthopedics

3:50 pm - 4:00 pm

Esra Pulcu

Abstract: 226

Effects Of Alveolar Cleft Management On Permanent Canine Position And Eruption: Comparing Gingivoperiosteoplasty And Secondary Alveolar Bone Grafting

4:00 pm - 4:10 pm

Travis Gibson

Abstract: 227

Discussion

4:10 pm - 4:20 pm

A 20-Year Follow-Up Of Facial Growth Of Patients With Unilateral Cleft Lip And Palate Following Modified Veau-Wardill-Kilner Palatoplasty

4:20 pm - 4:30 pm

Konomi Iwasaki

Abstract: 228

Do Dentition Patterns In Different Unilateral Cleft Lip Subphenotypes Exist?

4:30 pm - 4:40 pm

Edwin Ongkosuwito

Abstract: 229

Pediatric Mandibular Distraction Osteogenesis And Long-Term Dental Morbidity

4:40 pm - 4:50 pm

Wendy Chen

Abstract: 230

Discussion

4:50 pm - 5:00 pm

Concurrent Session 12: Psychosocial

3:30 pm - 5:00 pm - Allegheny I

Chair: Kathy Kapp-Simon

Co-Chair: Janine Rosenberg

Educational Objective(s): Each learner will be able to discuss new research findings or techniques related to psychosocial considerations of cleft care.

Children's Oral Health-Related Quality Of Life From Caregiver And Youth Longitudinal Reports Using The COHIP And COHIP-SF

3:30 pm - 3:40 pm

Hillary Broder

Abstract: 231

Development And Validation Of The Child Oral Health Impact Profile-Preschool (COHIP-PS)

3:40 pm - 3:50 pm

Patricia Chibbaro

Abstract: 232

Single Word Reading In Boys With Non-Syndromic Oral Clefts; Comparison To Unaffected Average And Dyslexic Readers Using The Dual Route Model

3:50 pm - 4:00 pm

Emily Laing

Abstract: 233

Velopharyngeal Insufficiency (VPI) Effects On Life Outcomes (VELO): Spanish Linguistic Validation.

4:00 pm - 4:10 pm

Jonathan Skirko

Abstract: 234

Discussion

4:10 pm - 4:20 pm

Maternal Origin Of Familial 22q11.2 Deletions Negatively Impacts FSIQ Scores

4:20 pm - 4:30 pm

Daniel McGinn

Abstract: 235

Early Language Development In Children With Craniofacial Microsomia: The Role Of Socio-Economic Status And Interventions

4:30 pm - 4:40 pm

Alexis Johns

Abstract: 236

A Multi-Site Study Of The Relationships Between Treatment Protocol And Psychosocial Outcomes In Children With Cleft Lip And Palate

4:40 pm - 4:50 pm

Canice Crerand

Abstract: 237

Discussion

4:50 pm - 5:00 pm

Concurrent Session 13: Cleft Surgery II

3:30 pm - 5:00 pm - Allegheny II

Chair: Oksana Jackson

Co-Chair: David Fitzsimons

Educational Objective(s): Each learner will be able to discuss new topics related to cleft lip and palate surgery.

Long-Term Follow-Up Of A Prospective Randomized Trial Of Cleft Palate Repairs, Comparing The Intravelar-Veloplasty And The Double-Opposing Z-Plasty

3:30 pm - 3:40 pm

Michael Friel

Abstract: 238

Postoperative Outcomes After Cleft Palate Surgery: A Systematic Review And Meta Analysis

3:40 pm - 3:50 pm

Michael Stein

Abstract: 239

Furlow Palatoplasty Effectively Treats Velopharyngeal Insufficiency In Patients With Occult Submucous Cleft Palate: Long Term Outcomes

3:50 pm - 4:00 pm

Michael Bykowski

Abstract: 240

Surgical And Long-Term Speech Outcomes Of Cleft Palate Repair In Patients With Robin Sequence Versus Isolated Cleft Palate

4:00 pm - 4:10 pm

Robrecht Logjes

Abstract: 241

Discussion

4:10 pm - 4:20 pm

Comparison Of Clinical Outcomes For Two Pharyngeal Flap Surgical Approaches

4:20 pm - 4:30 pm

Shiva Rangwani

Abstract: 242

Wnt7a Injection Augments Levator Veli Palatini Muscle: A Potential Biotherapy For Cleft Palate

4:30 pm - 4:40 pm

Jingtao Li

Abstract: 243

A Pilot Study Of Surgeon-Delivered Audit And Feedback To Reduce Incidence Of Fistula After Cleft Palate Repair

4:40 pm - 4:50 pm

Thomas Sitzman

Abstract: 244

Discussion

4:50 pm - 5:00 pm

Concurrent Session 14: Internal Clinical Audits Panel

Challenges And Benefits Of Internal Clinical Audits And Transparent External Peer-Benchmarking

3:30 pm - 5:00 pm - Westmoreland

Chair: Carrie Heike

Ross Long, Thomas Sitzman, Kathy Chapman, Kathy Kapp-Simon, Jean-Charles Doucet, Kathleen Russell, Ana Mercado, Kelly Cordero, Canice Crerand, Adriane Baylis

Educational Objective(s): Each learner will be able to: 1) participate in establishing the protocols within their centers for standardized recording of outcomes; 2) carry out routine internal audits of the outcomes from various aspects of treatment; and 3) understand the requirements for participation in intercenter comparisons for the purpose of external peer benchmarking.

Abstract: 245

Concurrent Session 15: ASCFS III

3:30 pm - 5:00 pm - Allegheny III

Co-Chairs: Alexander Lin, Anand Kumar

Educational Objective(s): Each learner will be able to discuss new research findings or surgical management techniques related to craniofacial surgery.

– ACPA's Annual Meeting Program: Friday/Saturday

**Morphologic Severity Of Craniosynostosis:
Implications For Speech And Neurodevelopment**

3:30 pm - 3:40 pm

Damini Tandon

Abstract: 246

**Long-Term Outcomes Of Spring-Assisted
Surgery For Sagittal Craniosynostosis**

3:40 pm - 3:50 pm

Christopher Runyan

Abstract: 247

**Intracranial Volumes Of Healthy Children In The
First 3 Years Of Life: An Analysis Of 270 MRIs**

3:50 pm - 4:00 pm

Michael Brandel

Abstract: 248

**Experience With Multidisciplinary Pediatric Blood
Management Team In Synostosis Surgery**

4:00 pm - 4:10 pm

Joshua Kelley

Abstract: 249

Discussion

4:10 pm - 4:20 pm

**Development And Implementation Of A Rapid Recovery
Pathway To Reduce Intensive Care Unit Stay For Low-
Risk Craniosynostosis Patients**

4:20 pm - 4:30 pm

Lawrence Lin

Abstract: 250

**Acute Perioperative Intracranial Pressure Changes In
Children With Craniosynostosis**

4:30 pm - 4:40 pm

Brendan Judy

Abstract: 251

**Safety Of Ketorolac Administration After Major Cranial
Surgery For Craniosynostosis**

4:40 pm - 4:50 pm

Fatma Betul Tuncer

Abstract: 252

Discussion

4:50 pm - 5:00 pm

SATURDAY, APRIL 14, 2018

Registration

7:30 am - 12:00 pm - Allegheny Foyer

**Concurrent Session 16: Revision Surgery
For Velopharyngeal Insufficiency Panel**

**Revision Surgery For Velopharyngeal Insufficiency:
Thinking Outside Of The Box Without Crossing The Line**

8:00 am - 9:00 am - Allegheny I

Chair: Richard Kirschner

Co-Chair: Cynthia Solot

*Steven Goudy, Travis Tollefson, Ann Kummer, Brian Andrews,
Jonathan Skirko*

Educational Objective(s): Each learner will be able to discuss the initial and revision surgical management for velopharyngeal insufficiency and discuss the quality of life metrics used to assess the improved speech. The objective of this presentation is to discuss the assessment, options for management and follow-up for patients with persistent velopharyngeal insufficiency after initial surgery.

Abstract: 292

Concurrent Session 17: ASCFS IV

8:00 am - 9:00 am - Allegheny III

Co-Chairs: Jesse Goldstein, Davinder Singh

Educational Objective(s): Each learner will be able to discuss new research findings or surgical management techniques related to craniofacial surgery.

**Balancing Distraction Forces: Minimizing Proximal
Mandibular Rotation Using Check L-Plate In Vertical
Mandibular Distraction Osteogenesis**

8:00 am - 8:10 am

Sameer Shakir

Abstract: 293

**Effects Of Unilateral Vertical Mandibular Distraction
Osteogenesis On Airway Volume In Children With
Hemifacial Microsomia**

8:10 am - 8:20 am

Navid Pourtaheri

Abstract: 294

**Predictive Factors For Management Course Of
Neonates With Pierre Robin Sequence**

8:20 am - 8:30 am

R. Rotatori

Abstract: 295

**Tongue Lip Adhesion: Effective Acute Management
Of The Airway In Robin Sequence**

8:30 am - 8:40 am

John Jensen

Abstract: 296

**Evolution Of Spring-Assisted Surgery For
Non-Sagittal Craniosynostosis**

8:40 am - 8:50 am

Christopher Runyan

Abstract: 297

Discussion

8:50 am - 9:00 am

Morning Break

9:00 am - 9:30 am - Allegheny Foyer

Concurrent Session 18: Short Talks

9:30 am - 11:30 am - Allegheny I

Chairs: Lynn Fox

Co-Chair: Joli Chou

Educational Objective(s): Each learner will be able to identify new research or clinical techniques that may be applied to their treatment or research of patients with cleft and craniofacial conditions.

An Algorithm For Predicting Robin Sequence On Fetal MRI

9:30 am - 9:34 am

Cory Resnick

Abstract: 298

An Evaluation Of Parental Stressors And Perceptions Of Distraction Osteogenesis In Pediatric Patients

9:35 am - 9:39 am

Rosaline Zhang

Abstract: 299

Analysis Of The Impact Of Age And Subtype Of Sagittal Craniosynostosis On Outcomes Of Spring-Assisted Surgery: A Subgroup Analysis

9:40 am - 9:44 am

J. Genevieve Park

Abstract: 300

Preoperative Alveolar Segment Position As A Predictor Of Successful Gingivoperiosteoplasty In Patients With Unilateral Cleft Lip And Palate

9:45 am - 9:49 am

Elcin Esenlik

Abstract: 301

Apnea-Hypopnea Index Does Not Correlate With Weight Gain Or Failure To Thrive In Infants With Robin Sequence

9:50 am - 9:54 am

Pamela Tan

Abstract: 302

Burden Of Cleft Surgery – A 21 Year Follow Up Of All Cleft Patients Treated At A Single Centre

9:55 am - 9:59 am

Serena Martin

Abstract: 303

Conversion Furlow Palatoplasty For Concurrent Hypertelorism Correction And Fistula Closure After Primary Cleft Palate Repair

10:00 am - 10:04 am

Brian Blumenauer

Abstract: 304

Current Trends In Surgical Airway Management Of Patients With Robin Sequence

10:05 am - 10:09 am

Alex Rokni

Abstract: 305

Effect Of Scar Contracture And Gravity On Post-Operative Tissue Changes And Speech Outcomes Following Sphincter Pharyngoplasties

10:10 am - 10:14 am

Kazlin Mason

Abstract: 306

Feeding Outcomes After Mandibular Distraction In Patients With Pierre Robin Sequence

10:15 am - 10:19 am

Sara Neimanis

Abstract: 307

Gestational Diabetes And Maternal Metabolic Syndrome Biomarkers Are Associated With Risk Of Orofacial Clefts

10:20 am - 10:24 am

Tiwaporn Maneerattansuporn

Abstract: 308

Identification Of ESRP1 As A Novel IRF6 Target Gene And Determining Its Role In Palate Development

10:25 am - 10:29 am

Shawn Hallett

Abstract: 309

Neural Activity During Single Word Reading: Evaluating Patterns Among Children With iCL/P In Comparison To Unaffected Average And Dyslexic Readers

10:30 am - 10:34 am

Amy Conrad

Abstract: 310

Parent-Reported Outcomes And Barriers To Care Among Children With Cleft Lip And Palate

10:35 am - 10:39 am

Katelyn Bennett

Abstract: 311

Seeing Cleft Lip From A New Angle: Crowdsourcing To Determine Whether Scar Severity Or Lip Angle Matters More To The General Public

10:40 am - 10:44 am

Anne Sescleifer

Abstract: 312

Training Oral Consonants Across Languages: A Single Subject Design Speech Treatment Study Of A Nepali Child With Late Cleft Palate Repair

10:45 am - 10:49 am

Chelsea Sommer

Abstract: 313

Surgical Correction Of Velopharyngeal Insufficiency In Cleft Palate Patients With Reconstruction Of Radical Intravelar Veloplasties (IVVS)

10:50 am - 10:54 am

Hongping Zhu

Abstract: 314

– ACPA's Annual Meeting Program: Saturday

Three-Dimensional Changes In The Pharyngeal Volume Of Skeletal Class III Patients After Orthognathic Surgery: Impact On Speech

10:55 am - 10:59 am

Jamie Perry

Abstract: 315

Reconstruction Of Secondary Skull Defects With Split Calvarial Bone Grafts: Long Term Evaluation Of Outcomes

11:00 am - 11:04 am

Russell Frautschi

Abstract: 316

Requirement Of ALX1 Homeobox Transcription Factor In Craniofacial Development

11:05 am - 11:09 am

Jonathan Pini

Abstract: 317

The Influence Of Occlusal Severity On Velopharyngeal Competence Following Orthognathic Surgery

11:10 am - 11:14 am

Samantha Maliha

Abstract: 318

Microform Cleft Lip: To Treat Or Not To Treat?

11:15 am - 11:19 am

Kyunghoon Chung

Abstract: 319

An Evaluation Of Use Of Cadaveric Costal Cartilage Graft In Cleft Rhinoplasty

11:20 am - 11:24 am

Pejman Alfaki

Abstract: 320

Sleep And Speech Following Surgical Treatment Of Velopharyngeal Insufficiency In Young Adults With Cleft Palate

11:25 am - 11:29 am

Ivy Trindade-Suedam

Abstract: 321

Concurrent Session 19: ASCFS Post-Conference Symposium

Defining Algorithms for Treatment of Craniofacial Dysostosis

9:30 am - 11:30 am - Allegheny III

Chair: Mark Urata

Jeffrey Fearon, Jesse Taylor, Raymond Harshbarger

Abstract: 322

ACPA Supports Patients, Families and Professionals

WHY DONATE?

To Strengthen Patients and Families. ACPA comforts and educates families at vulnerable points in their cleft and craniofacial journeys. ACPA connected with more than 10,000 families and provided personal and emotional support via phone, social media and email in the past year.

To Advance Treatment through Team Care. ACPA advocates for individualized team care to ensure optimal patient outcomes. ACPA encourages patients and families to first consider using the 100+ ACPA Approved Teams for their cleft and craniofacial healthcare needs.

To Enhance Awareness with Education. ACPA is the resource for cleft and craniofacial communities. ACPA supported families by providing 12,250 resources in 2017 and enriched professional development through networking and educational opportunities.



"We were shocked when our son was born with cleft lip and palate. We found your website and the information was so helpful and comforting. I felt empowered to be able to provide and understand the right course of action for him. Thank you for being there when I need you the most." — *A grateful mother*

Your gift supports ACPA's vision to create a world, through team care, where individuals with oral cleft and craniofacial conditions thrive.

DONATE NOW

Support ACPA in caring for the cleft and craniofacial community by making a gift today.
www.cleftline.org/donate



ACPA is a non-profit (501(c)(3)) association of interested individuals and healthcare professionals who treat and/or perform research on oral cleft and craniofacial conditions. ACPA is unique—it is a multidisciplinary organization of over 2,500 members who represent more than 30 disciplines in 60 countries and support patients and families to ensure the best outcomes. ACPA Family Services is backed by the strength of the leading professional association and benefits from the passion of the experts working every day to treat cleft lip and palate and other craniofacial conditions.

ACPA Leadership

BOARD OF DIRECTORS



President

Amelia F. Drake, MD
Chapel Hill, North Carolina



President-Elect

Bernard J. Costello, DMD, MD, FACS
Pittsburgh, Pennsylvania



Past-President

Robert J. Havlik, MD, FAAP, FACS
Milwaukee, Wisconsin



Vice President

Patricia A. Beals, DMD, MS
Phoenix, Arizona



Vice President-Elect

Lynn M. Fox, MA, MEd, CCC-SLP
Chapel Hill, North Carolina



Communications Officer

Carrie L. Heike, MD, MS
Seattle, Washington



Treasurer

John A. Giroto, MD, MMA, FAAP, FACS
Grand Rapids, Michigan

BOARD MEMBERS



Patricia D. Chibbaro, RN, MS, CPNP
New York, New York




Scott A. Dailey, PhD
Iowa City, Iowa



Oksana A. Jackson, MD
Wynnewood, Pennsylvania



Snehlata Oberoi, BDS, MDS, DDS
San Francisco, California




John A. van Aalst, MD
Cincinnati, Ohio



Kristina Wilson, PhD, CCC-SLP
Houston, Texas

EX-OFFICIO



Michael T. Friel, MD, FACS, FAAP
Jefferson, Louisiana
Chair, ACPA Development Committee



Yvonne "Bonnie" Gutierrez, MD
Los Angeles, California
Chair, ACPA Family Services Committee



Wendy-Jo Toyama, MBA, CAE
Chapel Hill, North Carolina
Executive Director, ACPA



Jack C. Yu, DMD, MD, MS Ed
Augusta, Georgia
Editor, The Cleft Palate-Craniofacial Journal

2018 ACPA Committees and Task Forces

ACPA EXECUTIVE COMMITTEE

Amelia F. Drake, MD
Bernard J. Costello, DMD, MD, FACS
Patricia A. Beals, DMD, MS
Lynn M. Fox, MA, MEd, CCC-SLP
Robert J. Havlik, MD
John A. Giroto, MD, MMA, FAAP, FACS
Carrie L. Heike, MD, MS

AUDIT COMMITTEE

Scott A. Dailey, PhD, *Chair*
Oksana A. Jackson, MD
John A. van Aalst, MD
Wendy-Jo Toyama, MBA, CAE,
National Office Liaison

COMMISSION ON APPROVAL OF TEAMS

Jamie S. Idelberg, BS, RDH, *Chair*
Greg Bowden, CFRE
Alvaro A. Figueroa, DDS, MS
Celia E. Heppner, PsyD
Martha S. Matthews, MD
Mollie Mulvanity
Pat Ricalde, DDS, MD
Aaron M. Tanner, MS, CCC-SLP
Erin Mallis, *National Office Liaison*
Hillary Roberts, *National Office Liaison*

DEVELOPMENT COMMITTEE

Michael T. Friel, MD, FACS, FAAP, *Chair*
Greg Bowden, CFRE
Marilyn A. Cohen, LSLP
Lisa R. David, MD
Lauren A. Kilpatrick, MD
Mary M. O'Gara, MA, CCC-SLP
Wendy-Jo Toyama, MBA, CAE,
National Office Liaison

EDUCATION COMMITTEE

Jamie L. Perry, PhD, CCC-SLP, *Chair*
John N. Jensen, MD, *Co-Chair*
Adriane L. Baylis, PhD, CCC-SLP
Sean P. Edwards, MD, DDS, FRCDC
Jesse Goldstein, MD
Dawn A. Leavitt, RN, BSN
Alison R. Scheer-Cohen, PhD
Emet D. Schneiderman, PhD
Lindsay A. Schuster, DMD, MS
Christian J. Vercler, MD
Kristina Wilson, PhD, CCC-SLP, *Board Liaison*
Jessica Kokos, *National Office Liaison*
Stephanie Williamson, MS, *National Office Liaison*

FAMILY SERVICES COMMITTEE

Yvonne R. Gutierrez, MD, *Chair*
Dianne M. Altuna, MS, CCC-SLP
Caitlin Church, BS
Rebecca M. Felsheim, RN
Lisa Lakritz, MS, OTR/L
Chelsea Ortiz
Luiz A. Pimenta, DDS, PhD
Stephanie Williamson, MS, *National Office Liaison*

HONORS AND AWARDS SELECTION PANEL

Earl J. Seaver, PhD, *Chair*
Peggy Buchholz, RN, BSN

Ellen R. Cohn, PhD, ASHA Fellow
Roberto L. Flores, MD
Anand R. Kumar, MD
Kelly Nettles, BSN, RN, CPNP
Adebola Olarewaju, MSN, RNC-NIC, CPNP
Bonnie L. Padwa, DMD, MD
Melissa Raines, APNP, CPNP
Patricia Simon, RN
Manish Valiathan, MSD, DDS
Patricia D. Chibbaro, RN, MS, CPNP, *Board Liaison*
Peggy Smith, *National Office Liaison*

LEARNING RESOURCES COMMITTEE

Sharon Aronovich, DMD, *Chair*
Angela J. Dixon, MA, *Co-Chair*
Oluwaseun A. Adetayo, MD
Gregory C. Allen, MD
Anne P. Bedwinek, PhD, CCC-SLP
Katrina M. Dipple, MD, PhD
Celia E. Heppner, PsyD
Lora A. Hindenburg, RN, MSN
Daniel Jaffurs, MD, PhD
Michael S. Jaskolka, DDS, MD, FACS
Alexis L. Johns, PhD
David W. Low, MD
Leanne Magee, PhD
Martha S. Matthews, MD
Albert K. Oh, MD
Douglas P. Olson, DMD, MS
Carol J. Ritter, RN, BSN
Sherard A. Tatum, MD
Yvonne R. Gutierrez, MD, *Board Liaison*
Hillary Roberts, *National Office Liaison*

MANAGEMENT AND FINANCE COMMITTEE

John A. Giroto, MD, MMA, FAAP, FACS, *Chair*
Patricia D. Chibbaro, RN, MS, CPNP
Bernard J. Costello, DMD, MD, FACS
Angela J. Dixon, MA
Amelia F. Drake, MD
Deji V. Fashemo, DDS, MPH
Robert J. Havlik, MD
Howard M. Saal, MD
Jack Yu, DMD, MD, MS, Ed
Wendy-Jo Toyama, MBA, CAE,
National Office Liaison

MEMBERSHIP COMMITTEE

Kristina J. Aldridge, PhD, *Chair*
Elliott H. Chen, MD
Sivakumar Chinnadurai, MD
Katrina M. Dipple, MD, PhD
Tasha E. Hall, DMD, MSD
Michael A. Lypka, MD, DMD
Samuel M. Maurice, MD
Gregory D. Pearson, MD
Melisande J. Ploutz, RN, MS, CPNP
Nalabothu Prasad, MDS, FCFD
Richard J. Redett, MD
Gerardo P. Romeo, DDS, MD
Amanda M. Smith, RN, BSN-CPN
Michael J. VanLue, PhD, CCC-SLP
Carrie L. Heike, MD, MS, *Board Liaison*
Alyssa S. Kirkman, *National Office Liaison*

PROGRAM TASK FORCE 2018

Patricia A. Beals, DMD, MS, *Chair*
Craig B. Birgfeld, MD
Jonathan S. Black, MD
Joli C. Chou, DMD, MD
Noreen Clarke, RN, MSN, CNS
Kelly Nett Cordero, PhD, CCC-SLP
Canice E. Crerand, PhD
Jean-Charles Doucet, DMD, MD, MSc, FRCDC
Matthew D. Ford, MS
Donna M. McDonald-McGinn, MS, CGC
Nancy Minugh-Purvis, PhD
Hyun-Duck Nah, DMD, MSD, PhD
Alison R. Scheer-Cohen, PhD
Lindsay A. Schuster, DMD, MS
Jesse A. Taylor, MD
Christian J. Vercler, MD
Bernard J. Costello, DMD, MD, FACS, *Board Liaison*
Jessica Kokos, *National Office Liaison*

PROGRAM TASK FORCE 2019

Lynn M. Fox, MA, MEd, CCC-SLP, *Chair*
Lindsay A. Schuster, DMD, MS, *Co-Chair*
Dianne M. Altuna, MS, CCC-SLP
Sean P. Edwards, MD, DDS, FRCDC
Brent Golden, DDS, MD
Steven L. Goudy, MD
Lynn Marty Grames, MA, CCC-SLP
Anne V. Hing, MD
Leanne Magee, PhD
Aaron C. Mason, MD
Elizabeth K. Prada, DMD, MPH
Janice R. Rockwood, RN, BSN
Mark M. Urata, MD, DDS
Manish Valiathan, MSD, DDS
Christian J. Vercler, MD
Patricia A. Beals, DMD, MS, *Board Liaison*
Jessica Kokos, *National Office Liaison*

RESEARCH GRANTS SELECTION PANEL

Mark P. Mooney, PhD, *Chair*
Kathy L. Chapman, PhD
Canice E. Crerand, PhD
Sidney B. Eisig, DDS
Christian Albert El Amm, MD
Howard M. Saal, MD
Robert J. Havlik, MD, *Board Liaison*
Stephanie Williamson, MS, *National Office Liaison*

ACPA's 75th Anniversary Task Force

The ACPA Board of Directors acknowledges all of those past and present who contribute to the success of ACPA.

THANK YOU for your continued support as we strive to create a world, through team care, where individuals with cleft and craniofacial conditions *THRIVE*.

A special thank you to the 75th Anniversary Task Force for its input and guidance leading up to ACPA's 75th Anniversary.

Ross E. Long, DMD, MS, PhD, *Chair*

Marilyn A. Cohen, LSLP

Ronald R. Hathaway, DDS, MS, MS

Kathleen A. Kapp-Simon, PhD

James A. Lehman, MD

Jeffrey L. Marsh, MD

Mohammad Mazaheri, MDD, DDS, MSc

Jerald B. Moon, PhD

Andrea O. Ray, MD

Peter M. Spalding, DDS, MS, MS

Ronald P. Strauss, DMD, PhD

Judith E. Trost-Cardamone, PhD

Bernard J. Costello, DMD, MD, FACS, *Board Liaison*



We look forward to another 75 years of team care.

MED⁹EL

SMILES FOR MILES

We're dedicated to offering the **most advanced portfolio of hearing solutions** – so you don't have to worry about what's ahead for your child.

We're with you every step of the journey.

COCHLEAR IMPLANT SYSTEMS | ELECTRIC-ACOUSTIC SYSTEMS | MIDDLE EAR IMPLANT SYSTEMS

For your FREE welcome kit, visit

JourneyToBetterHearing.com

For information on potential risks and contraindications relating to implantation, please visit www.medel.com/us/isi-cochlear-implant-systems/

We're proud of our community.
And proud of those we share it with.



Children's Hospital of Pittsburgh of UPMC is proud to support the American Cleft Palate-Craniofacial Association. Congratulations on your 75th anniversary!



Affiliated with the University of Pittsburgh School of Medicine, UPMC Presbyterian Shadyside is ranked among America's Best Hospitals by *U.S. News & World Report*.

The Cleft Palate-Craniofacial Journal Editorial Board

Editor

Jack C. Yu, DMD, MD, MS Ed
Augusta, GA

Associate Editor

Stephen F. Conley, MD, MS
Milwaukee, WI

SECTION EDITORS

Anatomy/Basic Sciences

Gregory M. Cooper, PhD
Pittsburgh, PA

James J. Cray Jr., PhD
Charleston, SC

Mark P. Mooney, PhD
Pittsburgh, PA

Behavioral Sciences

Alessia L. Johns, PhD
Los Angeles, CA

Nicola Marie Stock, DPhil
Bristol, United Kingdom

Craniofacial Surgery

Craig B. Birgfeld, MD
Seattle, WA

Lisa R. David, MD
Winston-Salem, NC

John A. Giroto, MD, MMA, FAAP, FACS
Grand Rapids, MI

Dentistry

Richard Bruun, DDS
Boston, MA

Christos Katsaros, DDS,
DMD, Odont Dr/PhD
Bern, Switzerland

Daniel Levy-Bercowski, DDS, MSD
Augusta, GA

Kirt E. Simmons, DDS, PhD
Roland, AR

Epidemiology

Stephanie Watkins, PhD, MSPH, MSPT
Raleigh, NC

Ethics / Health Policies and Perspectives

Helen M. Sharp, PhD
Forest Grove, OR

Genetics

Anne V. Hing, MD
Seattle, WA

Michele Rubini, MD
Ferrara, Italy

Oral/Maxillofacial Surgery

John F. Caccamese, DMD, MD, FACS
Baltimore, MD

Sidney B. Eisig, DDS
New York, NY

Otolaryngology

Steven I. Goudy, MD
Atlanta, GA

Pediatrics

Yvonne R. Gutierrez, MD
Los Angeles, CA

Anne V. Hing, MD
Seattle, WA

Plastic and Reconstructive Surgery

Craig B. Birgfeld, MD
Seattle, WA

Arun K. Gosain, MD
Chicago, IL

Davinder J. Singh, MD
Phoenix, AZ

Speech-Language Pathology

Tim Bressmann, PhD
Toronto, ON Canada

Debbie Sell, PhD
London, United Kingdom

JOURNAL EDITORS 1964-PRESENT

Volumes 1 through 6, 1964-1969	Hughlett L. Morris, PhD
Volumes 7 through 12, 1970-1975	Robert L. Harding, MD, DDS
Volumes 13 through 18, 1976-1981	Betty Jane McWilliams, PhD
Volumes 19 through 21, 1982-1984.....	R. Bruce Ross, DDS, MSc
Volumes 22 through 25, 1985-1988.....	Ralph L. Shelton, PhD
Volumes 26 through 28, 1989-1991.....	Robert J. Shprintzen, PhD
Volumes 29 through 33, 1992-1997	Stewart R. Rood, PhD
Volumes 34 through 44, 1998-2007.....	Jerald B. Moon, PhD
Volumes 45 through 47, 2008-2010	Arshad R. Muzaffar, MD
Volume 48, 2011.....	Thomas W. Guyette, PhD
Volumes 48+, 2011-present	Jack Yu, DMD, MD, MS Ed

ACPA Past Presidents

Linwood Grace, DDS.....	1943-1944	William C. Trier, MD.....	1981
Cloyd S. Harkins, DDS.....	1945	Donald W. Warren, DDS, PhD.....	1982
Walter Wright, DDS.....	1946	Duane Van Demark, PhD.....	1983
Frank Fox, DDS.....	1947	Leslie M. Holve, MD.....	1984
Leonard S. Fletcher, DDS.....	1948	George J. Chierici, DDS.....	1985
William J. Robinson, DDS.....	1949	Sally J. Peterson-Falzone, PhD.....	1986
Nathaniel A. Olinger, DDS.....	1950	Robert W. Parsons, MD.....	1987
John F. Harkins, DDS.....	1951	Charles R. Kremenak, DDS.....	1988
Herbert Koepf-Baker, PhD.....	1952	David P. Kuehn, PhD.....	1989
Sumner Palardy, DDS.....	1953	Alphonse R. Burdi, PhD.....	1990
Robert Harding, DDS, MD.....	1954	James A. Lehman, Jr., MD.....	1991
Cecil Conroy, DDS.....	1955	Albert H. Guay, DMD.....	1992
Eugene T. McDonald, EdD.....	1956	Mary Anne Witzel, PhD.....	1993
Donald M. Glover, MD.....	1957	Libby F. Wilson, MD.....	1994
Stephen P. Forrest, DDS.....	1958	Robert M. Mason, PhD, DMD.....	1995
Jack Matthews, PhD.....	1959	Ronald P. Strauss, DMD, PhD.....	1996
J. J. Longacre, MD.....	1960	Rodger M. Dalston, PhD.....	1997
Samuel Pruzansky, DDS.....	1961	Jeffrey L. Marsh, MD.....	1998
D. C. Spriestersbach, PhD.....	1962	Katherine Dryland Vig, BDS, MS, DOrth.....	1999
Richard C. Webster, MD.....	1963	Marilyn C. Jones, MD.....	2000
J. Daniel Subtelny, DDS.....	1964	John E. Riski, PhD.....	2001
Betty Jane McWilliams, PhD.....	1965	Ross E. Long, Jr., DMD, PhD.....	2002
Peter Randall, MD.....	1966	Don LaRossa, MD.....	2003
Mohammad Mazaheri, DDS.....	1967	Michael Karnell, PhD.....	2004
Herold Lillywhite, PhD.....	1968	Marilyn A. Cohen, BA, LSLP.....	2005
Ross H. Musgrave, MD.....	1969	A. Michael Sadove, MD.....	2006
William H. Olin, DDS.....	1970	Peter M. Spalding, DDS, MS, MS.....	2007
Elise Hahn, PhD.....	1971	Kathleen A. Kapp-Simon, PhD.....	2008
John W. Curtin, MD.....	1972	Michael J. Buckley, DMD, MS, MBA.....	2009
William R. Laney, DMD.....	1973	Isaac L. Wornom, III, MD.....	2010
Hughlett L. Morris, PhD.....	1974	Jerald B. Moon, PhD.....	2011
Verner V. Lindgren, MD.....	1975	Howard M. Saal, MD.....	2012
Howard Aduss, DDS.....	1976	Mark P. Mooney, PhD.....	2013
Kenneth R. Bzoch, PhD.....	1977	Helen M. Sharp, PhD.....	2014
John Q. Owsley Jr., MD.....	1978	Ronald Reed Hathaway, DDS, MS.....	2015
R. Bruce Ross, DDS.....	1979	Richard E. Kirschner, MD.....	2016
Ralph Shelton, PhD.....	1980	Robert J. Havlik, MD.....	2017

THANK YOU Cleft Palate Foundation Leaders and Volunteers



On June 30, 2017, the Cleft Palate Foundation (CPF) merged with the American Cleft Palate-Craniofacial Association (ACPA).

ACPA would like to thank CPF leadership for their dedication to patients and families in the cleft and craniofacial community for 45 years. To all board members, committee members, publication content experts, volunteers and donors: Thank you for your service, dedication and continued support.

ACPA is thankful to continue this meaningful work and to enhance the lives of patients and families. Professionals and families are now working more closely together to build cleft and craniofacial awareness and improve care.

CPF Past Presidents

—	
Rex A. Peterson, MD.....	1973-1974
Robert W. Blakeley, PhD	1974-1975
Peter Randall, MD	1975-1976
Donald W. Warren, DDS, PhD.....	1976-1977
Morton S. Rosen, DDS.....	1977-1978
Samuel Berkowitz, DDS, MS	1978-1979
Joyce E. Heller, PhD	1979 -1980
Sylvan E. Stool, MD.....	1980-1981
Mohammad Mazaheri, DDS.....	1981-1982
Betty Jane McWilliams, PhD	1982-1983
Michael L. Lewin, MD	1983-1984
William C. Trier, MD.....	1984-1990
Jeffrey L. Marsh, MD	1990-1996
James A. Lehman, Jr., MD	1996-1999
Earl J. 'Gip' Seaver, PhD	2000-2012
Marilyn A. Cohen, LSLP	2013-2017

FY2017 Cleft Palate Foundation Board of Directors

—
President Marilyn A. Cohen, LSLP
Secretary Nichelle Berry Weintraub, MSIE
Treasurer John A. Giroto, MD, MMA, FAAP, FACS
Directors
Lori Cilley, DO
Lisa Lakritz, MS, OTR/L
Amy Mackin, JD
Howard M. Saal, MD
Earl "Gip" Seaver, PhD
Michael T. Friel, MD, FACS, FAAP
Yvonne R. "Bonnie" Gutierrez, MD
Virginia "Ginger" Hinton, PhD
Robert J. Havlik, MD, FAAP, FACS
Honorary Chair Stacy Keach
Honorary Board of Trustees
Claire A. Crawford
James A. Lehman, Jr., MD
Posey Randall
Scott Schultz

Award Winners

HONORS OF THE ASSOCIATION

Robert H. Ivy, MD, DDS.....	1963
Herbert K. Cooper, DDS	1965
Josef Warkany, MD.....	1966
Herbert Koepf-Baker, PhD	1967
Poul Fogh-Andersen, MD.....	1973
F. Clarke Fraser, PhD, MD	1974
Samuel Pruzansky, DDS, MS	1976
Dr. Muriel Morley, England	1977
Joanne D. Subtelny, PhD.....	1980
J. Daniel Subtelny, DDS, MS	1980
Hughlett L. Morris, PhD	1982
Wilton M. Krogman, PhD	1983
D. Ralph Millard, Jr., MD.....	1985
Peter Randall, MD	1986
Betty Jane McWilliams, PhD	1987
Mohammad Mazaheri, DDS, MSc	1989
Paul L. Tessier, MD	1991
Donald W. Warren, DDS, PhD	1992
Robert J. Gorlin, DDS, MS, DSc	1993
Philip J. Boyne, DMD, MS, DSc	1994
Malcolm Johnston, DDS, MSCD, PhD ..	1995
M. Michael Cohen, Jr., DMD, PhD ..	1996
Sylvan Stool, MD	1997
Ralph L. Shelton, Jr., PhD	1998
M. Samuel Noordhoff, MD	2000
Harold C. Slavkin, DDS, PhD.....	2001
Betty Jane Philips, PhD	2002
Leonard T. Furlow, Jr., MD	2004
Rodger M. Dalston, PhD.....	2005
Ronald P. Strauss, DMD, PhD.....	2007
Karlind T. Moller, PhD	2009
Sheldon W. Rosenstein, DDS, MSD ..	2010
Ross E. Long, Jr., DMD, MS, PhD....	2012
Karin Vargervik, DDS.....	2012
Henry K. Kawamoto, Jr., MD.....	2014
R. Bruce Ross, DDS, MSc.....	2015
Samuel Berkowitz, DDS, MS.....	2016
Katherine Vig, BDS, MS, D.Orth, FDS(RCS)	2017

DISTINGUISHED SERVICE

AWARD OF THE ASSOCIATION

Hughlett L. Morris, PhD	1970
Duane C. Priestestersbach, PhD	1973
Kenneth R. Bzoch, PhD	1974
Peter Randall, MD	1974
Betty Jane McWilliams, PhD	1975
Robert L. Harding, MD, DDS	1976
Asa J. Berlin, PhD	1977
Charlotte G. Wells, PhD	1977
Michael L. Lewin, MD	1978
Ross H. Musgrave, MD	1978
Mohammed Mazaheri, DDS, MSc	1979
Herold S. Lillywhite, PhD	1980
Morton S. Rosen, DDS.....	1980
Flora P. Berk.....	1982
Albert H. Guay, DMD	1984
Donald W. Warren, DDS, PhD	1984
William C. Trier, MD.....	1987
Ralph L. Shelton, PhD	1989
R. Bruce Ross, DDS, MSc.....	1991
Mary Pannbacker, PhD	1992
Betty Jane Philips, EdD.....	1993
Patricia A. Landis, MA.....	1995
Robert W. Parsons, MD	1996
Mary Helen Hough.....	1997
Beatrice G. Kilwein	1997
Ronald P. Strauss, DMD, PhD.....	1998
James A. Lehman, Jr., MD	2000
Sally Peterson-Falzone, PhD	2001
Jeffrey L. Marsh, MD.....	2002
Marilyn C. Jones, MD	2003
Ross E. Long, Jr. DMD, MS, PhD....	2005
Robert M. Mason, DMD, PhD	2006
Samuel Berkowitz, DDS, MS.....	2007
Katherine Vig, BDS, MS, D.Orth, FDS(RCS)	2008
Marilyn A. Cohen, LSLP	2011
Judith Trost-Cardamone, PhD.....	2012
Kim S. Uhrich, MSW.....	2012
Don LaRossa, MD	2014
Jerald B. Moon, PhD	2016

FAMILY SERVICES

LEADERSHIP AWARD

Hyman Gardsbane, DO	1988
Elisabeth Bednar	1989
Donnie Schlereth	1990
Bernice Bergen	1991
Karen Schudson	1992
Pamela Onyx.....	1993
Peg Bryner, EdD	1994
Betsy Wilson.....	1995
Rochelle "Rickie" Anderson.....	1996
Joanne Greene.....	1997
Hope E. Charkins, MSW	1998
William D. Eiserman, PhD	1999
Arthur and Shelly Green.....	2000
Karen Le Clair	2001
Julie DeLaurier	2002
Ginny Patzer.....	2003
Carrie Gruman-Trinkner	2004
Debbie Oliver	2005
Cheryl Hendrickson	2006
Paula Goldenberg, MD	2007
Claire Crawford.....	2008
Harriet Fisher	2010
Paula Miller.....	2011
Zeb and Meaghan Carabello	2012
Maria Teresa	2014
Timothy and Pamela Baker	2015
Cleft India Parents Association (CIPA)...	2016
Rick Guidotti	2017

VISITING SCHOLARS

Dr. Michael Jainsch, Plastic Surgeon, Hungary.....	1995
Dr. Wiratt Chantharatanapiboon, Plastic Surgeon, Thailand.....	1996
Ms. Juanita Prada, Team Coordinator, Colombia	1997
Dr. Raymund Joaquin Erese, Plastic Surgeon, Philippines	1998
Dr. Om Prakash Kharbanda, Orthodontist, India.....	1999
Dr. Anna Gerasimova, Speech-Language Pathologist, Russia...	2000
Dr. Pradip Shetye, Orthodontist, India	2001
Ms. Mikyong Park, Speech-Language Pathologist, Korea.....	2002
Dr. Vuthy Chhoeurn, Plastic Surgeon, Cambodia	2003
Dr. Glenda H. De Villa, Oral/Maxillofacial Surgeon, Philippines..	2004
Dr. Peter Donkor, Oral/Maxillofacial Surgeon, Ghana	2005
Dr. Mehmet Okan Akcam, Orthodontist, Turkey.....	2006

Dr. Seyad Abolhassan Emami, Plastic Surgeon, Iran	2007
Dr. Pawan Nyachhyon, Oral/Maxillofacial Surgery, Nepal....	2008
Dr. Ariuntuul Garidkhuu, Prosthodontics, Mongolia	2009
Dr. Fadekemi Oginni, Oral/Maxillofacial Surgeon, Nigeria..	2010
Mr. Kuenzang Dorji, Speech Therapist, Bhutan	2011
Dr. Margot Escobedo, Orthodontist, Perú.....	2012
Dr. Aliaa Khadre, Orthodontist, Egypt	2013
Dr. Gerald Isiekwe, Orthodontist, Nigeria.....	2014
Dr. Gayatri Moghe-Ghadyalpatil, Orthodontist, India.....	2015
Dr. Jorge Oviedo, Oral/Maxillofacial Surgeon, Costa Rica...	2016
Dr. Solomon Obiri-Yeboah, Oral/Maxillofacial Surgeon, Ghana....	2017

2017 Donors

CONRAD N.



FOUNDATION

A special thank you to the Conrad N. Hilton Foundation for its support of ACPA.

Principal Gift (\$10,000+)

Stephen and Patricia Beals*
CleftStrong
Elsie Stefun Estate
Joan P. Lowry

Influencer (\$5,000-\$9,999)

Anonymous
Bernard J. Costello*
Amelia Drake*
Yvonne Gutierrez*
Robert Havlik*
Walter Li
Isaac Wornom*
Jack Yu*

Champion (\$2,500-\$4,999)

Thomas Biermann
Wescott Blemker
John Jensen*
Lauren Kilpatrick*
Land Realty Inc.
Mohammad Mazaheri*
The Pacific Choir
The Smile Team, Inc.
Wendy-Jo Toyama*

Visionary (\$1,000-\$2,499)

Dianne Altuna*
Lynn Fox*
Michael Friel*
John Giroto*
Carrie Heike*
Paul Pown Raj Iyyanar
Oksana Jackson*
Kathleen Kapp-Simon*
David Low*
Alexandra MacCracken
Amy Mackin
Makeup Junkie Bags, LLC
Martha Matthews*
Mark Mooney*
Posey Randall
Robert Robison
Howard Saal*
Patricia Schultz*
Karin Vargervik*
Martha Weber
Nichelle and Sasha Weintraub

Believer (\$250-\$999)

A Better Image Printing, LLC
Elizabeth Allen*
Gary Anderson*
Cheryl Anderson-Cermin*
Sharon Aronovich*
Ronald Bellohusen*
Claudia Crilly Bellucci*
Anne Boekelheide*
Darren Bogle
Rebecca Bolon*
Greg Bowden
Thomas Brownlee

Peggy Buchholz*
Jillian Burgaretta
Dustin Burleson*
Richard Burton*
Michael Busa
Charles Castiglione*
Michael Cedars*
Patricia Chibbaro*
Frank Chow
Jonathan and Lori Cilley
James Clark
Marilyn A. Cohen*
Mimis Cohen*
Anna-Lisa Conners
Daniel Corp
Douglas Courtemanche*
Scott Dailey*
Lisa David*
R.P. Stephen and Kathy Davis
Aaron DeMaio*
Christian Albert El Amm*
Brittany Eubanks*
Norma Exner
Michael Fleishman
Brian Gilbert
Hugh Gillard
Give with Liberty Employee Giving Campaign
Priscilla A. Grant
Peggy Groce
Stephen Hardy*
Glen and Carol Harrah
David Hoffman*
William Hoffman*
Leslie Holve*
Rohit Jagini
Marilyn Jones*
Y. Kang
Hitesh Kapadia*
Kennon Craver, PLLC
Kim Kinard
Juris Kivuls*
Heather Krieger
David Kuehn*
Lisa Lakritz
Jean-Francois Lefavre*
Kathleen Leon
Shawn R. Lockery
Jeffrey Marsh*
Philippe Martin*
Karlind Moller*
David Motoki*
Richard James Nissen*
Jose Ortiz
Krishna Patel*
Michael Petersen
Andrea Ray*
John and Rebecca Richards
John Riski*
Kenneth Roll*
Dennis and Joanne Ryba
Iris Sageser*
Scott Family Charitable Trust
Earl Seaver*
Gary Seldomridge*
Helen Sharp*
Steven Smiley*
Peter Spalding*
St. Julie Billiard Parish
Frederick Steinbeck*

Kristin Stueber*
Douglas Swol
Triangle Elite Allstars
Timothy Trowbridge
Duane VanDemark*
Kathleen Waldorf*
Kristina Wilson*
Libby Wilson*
Catherine Wornom

Friend (\$1-\$249)

Abbott Laboratories Employee Giving
Matching Gifts
Aetna Foundation, Inc.
Kristin Aldred
Norbert Allemand
Janet Allen
El-Shawna Alston
Christine Amira
E.R. Anderson
Anonymous
Jo Artz*
AT&T Foundation Corporate
Mary Lou Atkinson
Jason Baker
Nancy Baker
Jaya Balachandran
Violette Baldessari
Marcus Ballenger
Anna Barigayomwe*
Sandi and Mike Barry
Christine Bartels
Joan Barzilai*
Adriane Baylis*
Catonya Beasley
Michelle Beckett
Terry Bemis
Vincent Benivegna*
Heather Bere
JoAnn Bergoffen*
Harivadankumar Bhakta
Ran Bi
Rebecca Bissonnette
Uldis Bite*
Nadine Block
Teri Boyd
Daniel J. Brachman
Robert E. Brewer
Janet Brockman*
Daniel Bronfin*
Nancy Bryden
Steven Buchman*
Patricia Burgaretta
Clayton Burke
Aleksandrs Butorins
Donna Caffrey
Cambria Health Foundation
Angelo Capozzi*
Cardinal Health Foundation, Inc.
Belinda Casanova
Gail Cassée
Robert Casullo
Marnie Cato
Kathryn Chamberlain
Kathy Chapman*
Malia Christian
Katharine Ciarrocca
Noreen Clarke*
Shelly Clyde
Brian Collins*

Dana Collins*
Commercial Van Interiors
John Connell
Rosalinda Costa
Amanda Courvoisier
Roger Crockett
Madeline Czerniawski
Carol Dallocco
Lila Daniels
Elinor and Herman David
Jeffrey DeBerry
Anne DeLaney*
Joanne Denison and John Beach
Martha Dias
Sylvia Dietsch
J.R. Dimmock
Sara Dollman-Jersey
Christine Donovan
Jean-Charles Doucet*
Tony Durant
Brian Dyess*
Brian Eames
Brigid Edwards
Sidney Eisig*
Linda Evans
Linda Fawx*
M.L. Felder
Rebecca Felsheim*
Michelle Ferketic*
Ana Maria Fernandez
Megan Fialkovich
Nora Figueroa
Simone Fischbach*
Meghan Fletcher
Stephen Forbes
Mikaela Fowler
Jun Fu
Leonard Furlow*
Catharine Garland*
GE United Way Giving Campaign
Gjorgji Gjeorgjievski
E.M. and Ted Glick
Brook Goin
Jesse Goldstein*
Herbert Gorenstein
Barbara Graham
Lynn Marty Grames*
Jane Hall
Pamela Hanson*
Mary Hardin-Jones*
Rose Harms
Bridget Harrington*
Alexis Harris
Eric Harris
Gabbi Hawthorn
Georges Herzog*
Charles Hill
Lora Hindenburg*
Annette Hinkle
Arthur Hinojosa
Takashi Hirakawa*
Michael Hoxie*
Faye Huang*
Todd Hughes
Stephen Hung
Joslynn Hupe
Jane Hutchinson-Barefoot
Michael Hyland
Jamie Idelberg*

*ACPA Member

– 2017 Donors

Philip Iles
 Cynthia Jacobsen*
 Karen Jones
 Marsha Judkins
 Andrea Keaty
 Katherine Kelly*
 Jae Chan Kim*
 Sukwha Kim*
 Barbara King
 David Neil Kirkman
 Edwin Kluth*
 Helene Knee
 William Kochenour*
 Mary Kommers*
 Mark Krugman*
 Muriel Kudera
 Kathleen Kutch
 Amanda Lanceter
 Terry Landers
 Patricia Landis*
 D. E. Larson
 David Leber*
 Lenovo Employees Care Campaign
 Anne Litis
 Cheryl Liu
 Matt and Laura Livingood
 Min-Chuan Lo
 Harrison Lodwick
 Kristen Londo
 H. Wolfgang Losken*
 Melissa and Anthony Love
 Tracie Loveless
 Stephen Loya
 Mary Lucas
 Terry Lucas
 Peggy Luebs
 LuLaRoe, LLR Inc.
 Ann Mabie-DeRuyter*
 John MacDonald
 Bernadette Macrino
 Cathy Madonia
 Chike Maduakolam
 Meg Maguire*
 Kerry Callahan Mandulak*
 Ken Manning
 Antoinette Marsling
 Ann Masson*
 Christine Mayer-Patel
 Rosario Mayro*
 Patricia McDougall
 Donna McGoldrick
 David McIntee
 Pete McKiernan
 Ana Mercado* and Henry Vidal
 Jill Merrow*
 Microsoft Matching Gifts Program
 Jane Miller
 Jason Miller
 Dale Misiek*
 MUFG Union Bank
 Aric Murphy*
 Roxana Mussa*
 Shelly and Gary Myers
 Norifumi Nakamura*
 Kristine Natale
 Eleanor Ochs
 Juli Ogilvy
 German Oliver-Padilla*
 Kristen O'Shea

Patricia Owens
 Shawn Owens
 Aracelis Paciello
 Stephanie Parker-Helmkamp
 Robert Parsons*
 Alvaro Pasquel
 Calvin Patel
 Phyllis Patterson
 Marshall Pesta
 M. Michele Pisano*
 Lynn Pope
 Jenna Potosky
 Norma Powell
 Charlotte Prah*
 Allison Procopio
 Marilyn Prouty
 Diana Quiceno
 Jenneti Rachpaul
 Eileen Raynor*
 Colette Reynolds*
 Rhode Island Hospital/Hasbro
 Children's Hospital
 Larry Richardson
 Manuel Rodriguez
 Nikkol Roesler
 Christopher Rogers
 Carolyn Rogers-Vizena*
 Martin Romero*
 Edward Ruotolo
 Dennis Ruscello*
 Ellen Sanders-Nirenstein
 Koichi Satoh*
 Alison Scheer-Cohen*
 Eric and Kim Schneider
 Brenda Schultz
 Kimberly Seifert*
 Jonathan Seiger
 Norma Service
 Kenneth Shaheen*
 Gordon Shannon
 William Sharrar*
 Margaret Sheffield
 Ralph Shelton*
 Elsie Shumer
 Shawn Sloan
 Gary Smiley*
 Erin Smith
 Jennifer Smith
 Linda Smith
 Shelly Smith
 Steven Smith
 Maureen Smith Andrews*
 Darrel Snyder
 Elaine Snyder
 Blake Sparks*
 Celia and Howard Spitzer
 Jordan Steinberg*
 Mary and Roy Stocking
 Philip Stoddard*
 Ronald Strauss*
 Deborah Strike*
 Michael Stronczek*
 Diane Suddes
 Sherard Tatum*
 Marie Tolarova*
 Lawrence Tom
 Deborah Trombley
 Summer Tucker
 David Turkanis

David Turner
 U.S. Bank Foundation Employee
 Matching Gift Program
 UnitedHealth Group Matching Program
 Carrie Van Acker
 Vanguard Matching Gift Program
 Carlos Vasquez
 Robert K. Veltkamp
 Katherine Vig*
 Catherine Wack
 William Watkins
 Elizabeth Wellman
 McCall Wells
 Tesha Wichtl
 Jim Williamson
 Sammy Wilson
 Laura Workman*
 Qibing Zhang
 Zoës Kitchen

In Honor Of

In honor of Aaron and Audrey Strike
 Deborah Strike*
In honor of Amanda Pope
 Lynn Pope
In honor of Andrew Busa
 Michael Busa
In honor of Blaze Pesta
 Marshall Pesta
In honor of Brandon Duce
 Glen and Carol Harrah
In honor of Brayden Hughes
 Todd Hughes
In honor of Daniel Lee Parker Hodges
 Stephanie Parker-Helmkamp
In honor of Dennis
 Cathy Madonia
In honor of Dr. Amelia Drake
 Krishna Patel*
In honor of Dr. Mohammad Mazaheri
 Marilyn A. Cohen*
 David Low*
In honor of Dr. Ron Strauss
 Lauren Kilpatrick*
In honor of Emma Gueirero
 Shelly and Gary Myers
In honor of Ethan Howe
 Violette Baldessari
In honor of Fritz Michael Gompert
 Kristen O'Shea
In honor of Ginger Larsen
 Tracie Loveless
In honor of Harrison and Hudson Wichtl
 David Turkanis
In honor of Harrison Wichtl
 Tesha Wichtl
In honor of Jackson
 Shelly Smith
In honor of Jacob and Bradley Shimer
 Malia Christian
In honor of Jagger Smith
 Erin Smith
In honor of James Bowie Frickleton
 Amanda Lanceter
In honor of James Mulick
 Dianne Altuna*
In honor of Jameson Scott
 Joanne Denison and John Beach
In honor of Jarrett McDaniel, Jr.
 Carol Dallocco

In honor of Jimmy Jinx
 Nancy Baker
In honor of Jordan Thorp
 Triangle Elite Allstars
In honor of Karlind T. Moller
 Anna Barigayomwe*
In honor of Kay Schexnayder
 Norbert Allemand
In honor of Lily Barefoot
 E.M. and Ted Glick
 Charles Hill
 Jane Hutchinson-Barefoot
 Melissa and Anthony Love
In honor of Liz Diller
 Joslynn Hupe
In honor of Lucien Sundheimer
 Michelle Beckett
 Harrison Lodwick
In honor of Marcie Jane Barry
 Sandi and Mike Barry
In honor of Mike Nelson
 Celia and Howard Spitzer
In honor of Morgan Brachman
 Daniel J. Brachman
In honor of Nevaeh Trombley
 Deborah Trombley
In honor of Noah
 Diane Suddes
In honor of Reese Christina Dzingle-Erdei
 Daniel Corp
In honor of Regan Kathleen O'Neil
 Kathryn Chamberlain
In honor of Richie Ortiz
 CleftStrong 5k 2017
 Jose Ortiz
In honor of Robert Burke
 Clayton Burke
 Vanguard Matching Gift Program
In honor of Robyn Hughes
 Norma Service
In honor of Ruth Dollman-Jersey
 Sara Dollman-Jersey
In honor of Ryan Battersby
 Abbott Laboratories Employee
 Giving Matching Gifts
In honor of Ryder Stocking
 Mary and Roy Stocking
In honor of Scott and Patricia
 Schultz and Family
 Brenda Schultz
In honor of The Higgerson Family
 Tracie Loveless
In honor of Veer Janardhan Jagini
 Rohit Jagini
In honor of Zack Mayo
 Sammy Wilson

In Memory Of

In Memory of Alice Cassidy
 Mary Lou Atkinson
 Patricia Burgaretta
 Donna Caffrey
 Madeline Czerniawski
 Michael Hyland
 Barbara King
 Bernadette Macrino
 Antoinette Marsling
 Kristine Natale
 Edward Ruotolo

In Memory of Don D. LaRossa, M.D.

Roger Crockett

In Memory of Douglas "Duke" Hollanby

Christine Donovan

In Memory of Dr. Adil J. Nazarali

Janet Allen

Ran Bi

Darren Bogle

Thomas Brownlee

J.R. Dimmock

Brian Eames

Paul Pown Raj Iyyanar

Patricia McDougall

Phyllis Patterson

Qibing Zhang

In Memory of Dr. Jerry Sloan

David Neil Kirkma

In Memory of Dr. Peter Randall

Patricia Landis*

In Memory of Dr. Peter Randall

and Dr. Donato LaRossa

David Low*

Jack Yu*

In Memory of Eric Brown

Rosario Mayro*

In Memory of Harley and Ruth Buchholz

Peggy Buchholz*

In Memory of Hilda Hammack

Eric Harris

In Memory of Hillery Harvey

Peggy Luebs

In Memory of Jessica A. Consigli

David McIntee

In Memory of Jose Luis Perez

Christine Amira

In Memory of Louis and Velma Hinkle

Annette Hinkle

In Memory of Marie Rose Loomis

Marcus Ballenger

Robert Casullo

Jeffrey DeBerry

Linda Evans

Andrea Keaty

Eleanor Ochs

Patricia Owens

Shawn Owens

In Memory of Mary and Daniel Hinton

Marilyn A. Cohen*

In Memory of Mary Hamed

Shawn Sloan

Catherine Wack

In Memory of Mrs. Joyce Mulick

Wendy-Jo Toyama*

In Memory of Naomi Lacey

Jo Artz*

Anna Barigayomwe*

Marilyn Jones*

In Memory of Rafael Madrigal Rojas

Jane Miller

ACPA Financial Statements FY2017

STATEMENT OF FINANCIAL POSITION

ASSETS

Current Assets

Cash and cash equivalents	\$603,832
Accounts receivable	\$12,741
Pledges receivable	\$7,352
Bequest receivable	\$344,439
Other assets	\$23,638
Total current assets	\$992,002

Non-Current Assets

Pledge receivable, non-current	\$13,000
Investments	\$1,855,139
Total non-current assets	\$1,868,139

Fixed Assets

Building, furniture, equipment, and software	\$780,161
Less: accumulated depreciation/amortization	(\$399,549)
Total fixed assets	\$380,612

TOTAL ASSETS	\$3,240,753
---------------------	--------------------

LIABILITIES AND NET ASSETS

Current Liabilities

Accounts payable	\$7,212
Accrued liabilities	\$65,246
Deferred revenue	\$267,131
Total current liabilities	\$339,589

Net Assets

Unrestricted	\$1,758,843
Temporarily restricted	
• Program purposes	\$596,529
• Accumulated endowment earnings	\$203,948
Total temporarily restricted	\$800,477
Permanently restricted	\$341,844
Total net assets	\$2,901,164
TOTAL LIABILITIES AND NET ASSETS	\$3,240,753

STATEMENT OF ACTIVITIES

Operating Revenues and Other Support

	Unrestricted	Temporarily restricted	Permanently restricted	Total
Membership dues and fees	\$461,051			\$461,051
Annual Meeting				
• Exhibits	\$65,250			\$65,250
• Commercial support	\$21,745			\$21,745
• Registration	\$376,190			\$376,190
Cleft Palate-Craniofacial Journal	\$47,500			\$47,500
CAT application fees	\$26,240			\$26,240
Grants	\$11,000			\$11,000
Individual Contributions	\$1,607			\$1,607
Other Income	\$13,858			\$13,858
Net assets released from restriction	\$524,081	(\$524,081)		
Total operating revenues and support	\$1,548,522	(\$524,081)		\$1,024,441

Operating expenses

	Unrestricted	Temporarily restricted	Permanently restricted	Total
Programs				
• Membership and team services	\$272,380			\$272,380
• Annual Meeting	\$459,936			\$459,936
• Educational and research initiatives	\$42,541			\$42,541
• Cleft Palate-Craniofacial Journal	\$78,303			\$78,303
• Outreach and alliances	\$30,951			\$30,951
• Team standards	\$24,058			\$24,058
• Other program expenses	\$10,737			\$10,737
Total program expenses	\$918,906			\$918,906
Fundraising	\$728			\$728
Management and general	\$394,278			\$394,278
Total operating expenses	\$1,313,912			\$1,313,912
Excess (deficiency) of operating revenues and other support over operating expenses	\$234,610	(\$524,081)		(\$289,471)

Nonoperating Support and Revenues

Investment income (loss)	\$54,187			\$54,187
Change in net assets before effect of acquisition	\$288,797	(\$524,081)		(\$235,284)
Excess of assets acquired over liabilities assumed in acquisition of The Cleft Palate Foundation	\$62,431	\$456,039	\$341,844	\$860,314
Changes in Net Assets	\$351,228	(\$68,042)	\$341,844	\$625,030

Net Assets

Beginning of year	\$1,407,615	\$868,519		\$2,276,134
End of year	\$1,758,843	\$800,477	\$341,844	\$2,901,164

Exhibitors



14th International Cleft Congress

Cleft 2021 c/o In Conference Ltd • Unit 1, Q Court, Quality Street, Edinburgh, EH4 5BP, UK • www.cleft2021.com • 0131 336 4203 (p)

On behalf of our cleft colleagues in Edinburgh and the CFSGBI, we warmly invite you to join us in Edinburgh, Scotland for the 14th International Cleft Congress from 5-9 July 2021. cleft2021@in-conference.org.uk



3D Systems

5381 South Alkire Circle • Littleton, CO 80127 • www.3dsystems.com/healthcare • 720-643-1001

3D Systems specializes in VSP® (Virtual Surgical Planning), an essential tool for pre-surgical planning. Surgeons around the world are seeing the benefits of the 3D visualization that VSP provides. Our un-matched expertise in the design and manufacturing of patient-specific, models, guides and templates provides surgeons with improved accuracy and surgical outcomes.



3dMD

3200 Cobb Galleria Parkway, #203 • Atlanta, GA 30339 • www.3dMd.com • 770-612-8002

3dMD will showcase the desktop version of its popular motion-capture 3dMDface.t System. With a progressive sequence of 3dMD images (10fps), clinicians can assess anatomical shape change in relation to facial function/expression.



Canfield Scientific, Inc.

4 Wood Hollow Rd. • Parsippany, NJ 07054 • www.canfieldsci.com • 973-434-1200

Canfield Scientific is the leading worldwide developer of imaging software and photographic systems for medical and aesthetic practices, hospitals, skin care, and wellness centers.



children's craniofacial association
www.ccakids.org

Children's Craniofacial Association

13140 Colt Rd #517 • Dallas, TX 75240 • www.ccakids.org • 214-570-9099

Nonprofit organization that supports families affected by craniofacial conditions, medical travel and social support for kids.



DePuy Synthes

1302 Wrights Lane • West Chester, PA 19380

www.depuySynthes.com • 610-719-5000 (p) • 610-719-5101 (f)

DePuy Synthes Companies of Johnson & Johnson provides the most comprehensive orthopaedic and neurological solutions in the world. The company offers an unparalleled breadth of products, services, programs and research and development capabilities. For more information visit, www.depuySynthes.com.



Dr. Brown's Medical by Handi-Craft Co.

4433 Fyler Ave. • St. Louis, Mo 63116 • www.drBrownsbaby.com/medical • 314-445-3360

Dr. Brown's® Medical products were created in partnership with medical experts providing a full range of medically significant products including infants with cleft lip and palate - Dr. Brown's® Specialty Feeding System.



KLS Martin

PO Box 16369 • Jacksonville, FL 32245
www.klsmartinnorthamerica.com • 904-641-7746 (p) • 904-641-7378 (f)

KLS Martin is a company dedicated to producing innovative medical devices for craniomaxillofacial surgery including surgical instruments, distraction osteogenesis devices, and power systems.



MED-EL Corporation

2645 Meridian Pkwy • Durham, NC 27713
www.medel.com/us • 919-572-2222 (p) • 919-313-9219 (f)

MED-EL is the premier developer of hearing-implant technology, connecting people in every walk of life to the rich arena of sound.



MTF Biologics

125 May Street • Edison, NJ 05537 • www.mtfbiologics.org • 732-661-0202 (p)

MTF Biologics is a nonprofit organization comprised of leading organ procurement organizations, tissue recovery organizations and academic medical institutions.



myFace

333 East 30th St, Lobby Office • New York, NY 10016
www.myface.org • 212-263-6656 (p) • 212-263-7534 (f)

myFace is a non-profit organization dedicated to transforming the lives of patients with facial disfigurement. myFace funds medical, dental, and psychosocial services.



Nationwide Children's Hospital

700 Children's Dr. • Columbus, OH 43205
www.nationwidechildrens.org • 614-355-0884 (p) • 614-355-0480 (f)

At Nationwide Children's Hospital, we're setting the standard for excellence in craniofacial team care. Stop by our booth to learn more.



Orthomerica

6333 N. Orange Blossom Trail • Orlando, FL 32810
www.orthomerica.com • 407-290-6592 (p) • 407-290-2419 (f)

Orthomerica received FDA clearance for the STAR Family of cranial remolding orthoses for post-operative Craniosynostosis. Thousands of infants have been successfully treated with the STARband.



Pentax Medical

3 Paragon Drive • Montvale, NJ 07645 • www.pentaxmedical.com/us

With 30 years of experience developing tools for the speech and voice community, PENTAX Medical offers complete, quality solutions for otolaryngologists and speech-language pathologists.



Rose Micro Solutions

4105 Seneca Street • West Seneca, NY 14224 • www.rosemicrosolutions.com • 716-608-0009

We are a proud family-owned business dedicated to bringing magnification and lighting to your workplace. We will work with you to improve ergonomics and make your work experience more enjoyable!



SAGE Publishing/The Cleft Palate-Craniofacial Journal

2455 Teller Rd. • Thousand Oaks, CA 91320 • www.sagepublishing.com • 805-410-7239

Founded in 1965, SAGE Publishing is an independent company that disseminates journals, books, and library products for the educational, scholarly and professional markets.



Smile Train

41 Madison Ave, 28th Floor • New York, NY 10010 • www.smiletrain.org • 212-689-9199

Smile Train is an international children's charity with a sustainable approach to a single, solvable problem: cleft lip and palate. info@smiletrain.org



Southmedic, Inc.

50 Alliance Blvd • Barrie, ON L4M 5K3 Canada

www.dynamictissuesystems.com • 705-726-9383 (p) • 705-728-9537 (f)

Southmedic is a Canadian owned medical manufacturer of DynaCleft® and Nasal Elevator products used in the pre-surgical treatment of cleft palate patients.



Stryker

750 Trade Centre Way, Suite 200 • Portage, MI 49002

www.stryker.com/cmf • 800-534-2464

Together with our customers, we are driven to make healthcare better. Stryker offers innovative products and services that help improve patient and hospital outcomes.

ACPA's Annual Meeting: Upcoming Dates

—

ACPA'S 76TH ANNUAL MEETING

Tucson, Arizona

Westin La Paloma

April 9-13, 2019

ACPA'S 77TH ANNUAL MEETING

Portland, Oregon

Hilton Portland

March 31-April 4, 2020

Sponsors

Special thank you to Mohammad Mazaheri, MDD, DDS, MSc for his support of the meeting.

PLATINUM



KLS Martin Group

PO Box 16369 • Jacksonville, FL 32245
www.klsmartinnorthamerica.com 904-641-7746

KLS Martin is a company dedicated to producing innovative medical devices for craniomaxillofacial surgery including surgical instruments, distraction osteogenesis devices, and power systems.

GOLD



Stryker

750 Trade Centre Way, Suite 200 Portage, MI 49002
www.strykercmf.com 8 800-834-2464

Together with our customers, we are driven to make healthcare better. Stryker offers innovative products and services that help improve patient and hospital outcomes.

SILVER



DePuy Synthes

1302 Wrights Lane • West Chester, PA 19380
www.depuyssynthes.com • 610-719-5000 (p) • 610-719-5101 (f)

DePuy Synthes Companies of Johnson & Johnson provides the most comprehensive orthopaedic and neurological solutions in the world. For more information visit www.depuyssynthes.com.

BRONZE



Children's Hospital of UPMC

4401 Penn Avenue • Pittsburgh, PA 15224 • www.chp.edu • 412-692-5013

Children's Hospital of Pittsburgh of UPMC is proud to support the American Cleft Palate-Craniofacial Association. Congratulations on your 75th anniversary!



MED-EL Corporation

2645 Meridian Pkwy • Durham, NC 27713
www.medel.com/us • 919-572-2222 (p)
919-313-9219 (f)

MED-EL is the premier developer of hearing-implant technology, connecting people in every walk of life to the rich arena of sound.



Zateeny Loftus, LLP

Two Bala Plaza, Suite 604
Bala Cynwyd, PA 19004
www.zllaw.us.com • 610-660-6110 (p)
610-610-6166 (f)

Happy 75th Anniversary American Cleft Palate-Craniofacial Association! Thank you for allowing us to assist with your 2017 merger with the Cleft Palate Foundation. We wish you continued success.



Congratulations ACPA
on 75 years of
**changing lives,
one face at a time.**

Through our mission, products and services, we are proud to continue to support your efforts to create a world, through team care, where individuals with oral cleft and craniofacial conditions thrive.

Learn more at stryker.com/cmf

Stryker Corporation or its divisions or other corporate affiliated entities own, use or have applied for the following trademarks or service marks: Stryker. All other trademarks are trademarks of their respective owners or holders. Copyright © 2018 Stryker
Literature number:

CMF Surgery

Individualizing therapeutic concepts.

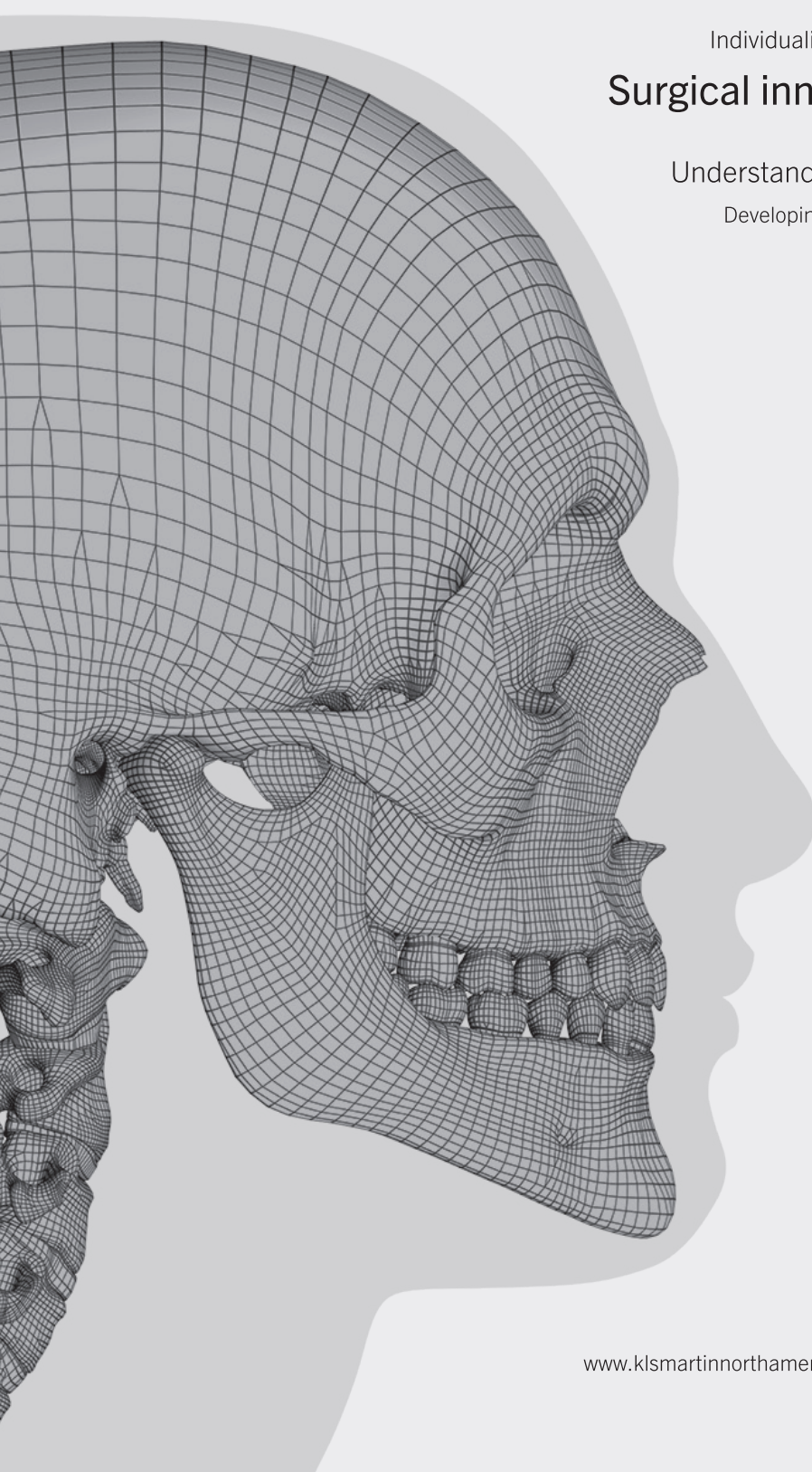
Surgical innovation is our passion.

Applying advanced technologies.

Understanding surgeon's requirements.

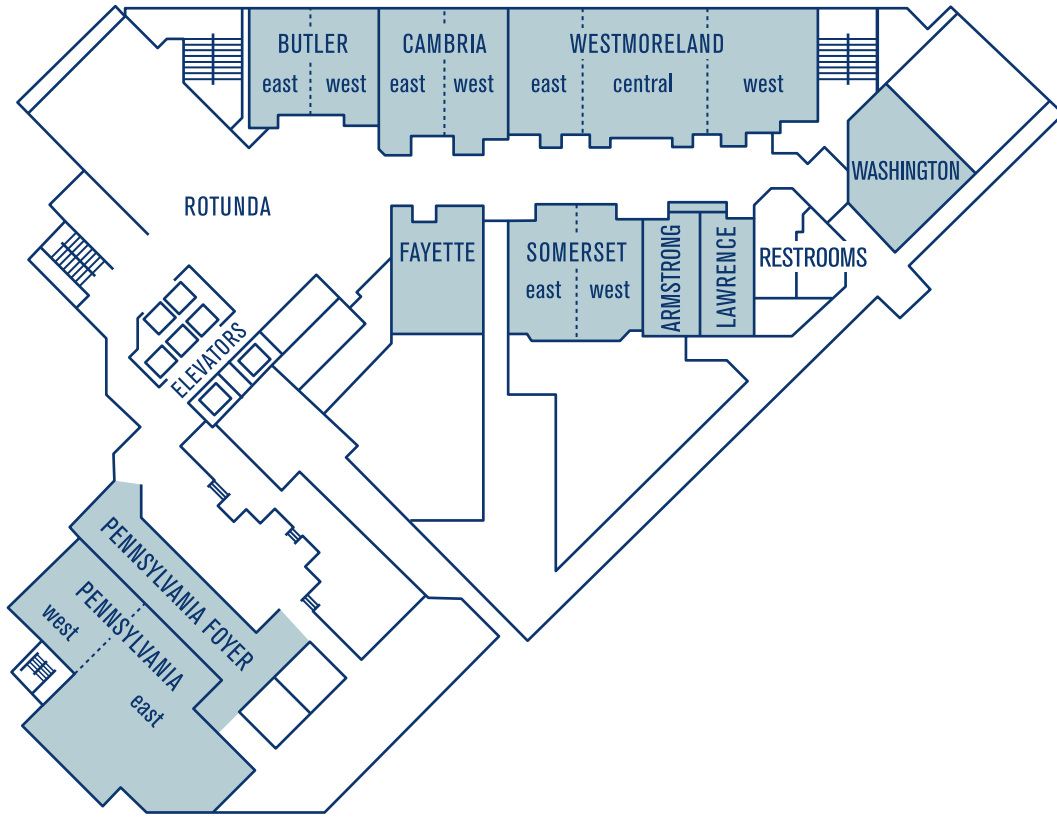
Developing comprehensive solutions.

Maximizing daily success.

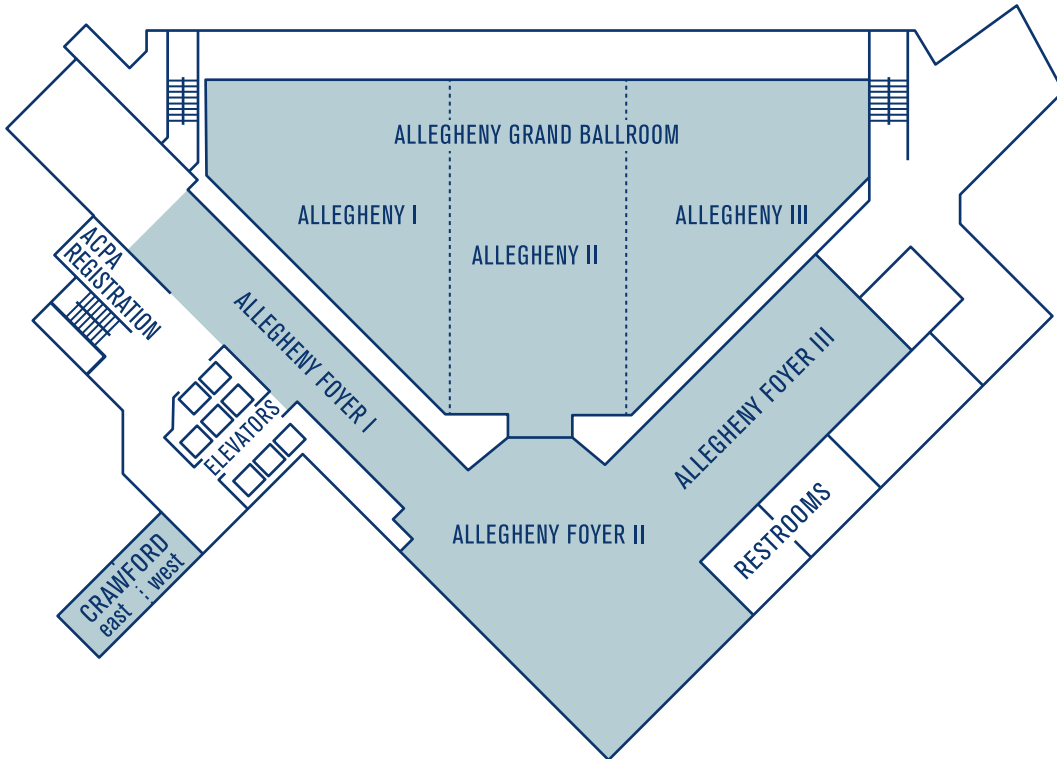


Hotel Map

SECOND FLOOR



THIRD FLOOR



CE Checklist

-
- 1. Check-in at the ACPA Registration Desk when you arrive.
- 2. Check out at the ACPA Registration Desk when you leave.
- 3. ASHA only: Return the CE form to the ACPA Registration Desk when you check out.
- 4. Visit www.acpa-cpf.org/evaluations.html to complete your evaluation.
- 5. Evaluations **must be submitted** by May 7, 2018 to earn continuing education credits and receive your certificate.
- 6. Your certificate will be available to download and print upon completion of your online evaluation.

—

All evaluations must be completed by May 7, 2018 to receive continuing education credit for ACPA's 75th Annual Meeting. Credit will not be awarded after that date.



American Cleft Palate-
Craniofacial Association

75th Anniversary

1504 E. Franklin Street, Suite 102

Chapel Hill, NC 27514 • 919-933-9044

www.acpa-cpf.org • info@acpa-cpf.org