



ACPA



80th Annual Meeting

Raleigh Convention Center

May 2-6, 2023



AMERICAN SOCIETY OF
CRANIOFACIAL SURGEONS
30th Anniversary

Program Guide

ACPAcares.org



SCAN ME TO
DONATE NOW

Make an Impact

IN THE CLEFT AND CRANIOFACIAL COMMUNITY

The Thrive Campaign is a week-long annual fundraising initiative during the Annual Meeting to provide funding for ACPA programs and services that support patients affected by cleft and craniofacial conditions, their families, and the professionals who provide their care. Our goal is to raise \$50,000.

WITH YOUR HELP, ACPA CAN:

- Expand professional scholarships to include additional disciplines to ensure all cleft and craniofacial professionals have access to the latest research and clinical innovations, and the opportunity to attend ACPA's Annual Meeting.
- Ensure college scholarships are available to students born with cleft and craniofacial conditions for years to come. At the current rate of funding the Randall/LaRossa Fund will run out in seven years.
- Update and expand family resources to include additional diagnosis and treatment information and translate them into additional languages to ensure all patients and families have access to the information they need.

ACPA has made initial progress in several areas of the 2022-2024 strategic plan. Donor support continues to play an important role. Your gift will not only support ACPA's legacy programs but will also give ACPA the resources to implement new programs as we find innovative ways to reach the people who need us most.

GIVING OPPORTUNITIES

The 2023 Thrive Campaign focuses on three giving opportunities, but you may restrict your gift to support any of ACPA's funds.



To learn more stop by the Thrive Table in the Exhibit Hall, visit ACPAcares.org/Thrive or contact Charlene Bell, Senior Manager of Development and Strategic Partnerships at CBell@ACPAcares.org or (919) 933-9044 ext. 205.



ACPAcares.org/Thrive

PROGRAM GUIDE

TABLE OF CONTENTS

| | |
|---------------------------------------|----|
| Continuing Education | 1 |
| CE Checklist | 2 |
| Welcome..... | 3 |
| General Information and Policies..... | 5 |
| Schedule at a Glance..... | 13 |
| ACPA’s Annual Meeting Program | 15 |
| ACPA President’s Circle Members | 33 |
| 2022 Donors..... | 35 |



Accredited Continuing Education

Deadline to Complete Evaluation to Receive Credit June 9, 2023

LEARNING OBJECTIVES

At the completion of this activity, learners will be able to:

- Discuss new topics and advancements in research, clinical, and team-driven care for people with cleft and craniofacial conditions.
- Summarize various clinical techniques, research findings, and improvements in team care for individuals affected with cleft and craniofacial conditions.
- Explain ideas learned from colleagues across multiple disciplines, teams, and locations to better serve their patients through team care.

DESIRED LEARNER OUTCOMES

At the completion of this activity, learners will be able to:

- Self-assess a gain in knowledge related to interdisciplinary care of patients with cleft and/or craniofacial conditions.
- Self-assess that they will be able to apply knowledge gained to their patient management which will improve patient outcomes.



The American Cleft Palate Craniofacial Association is accredited by the Accreditation Council for Continuing Medical Education (ACCME) to provide continuing medical education for physicians.

The American Cleft Palate Craniofacial Association designates this live and enduring activity for a maximum of 70.25 AMA PRA Category 1 Credits™. Physicians should claim only the credit commensurate with the extent of their participation in the activity.



**ASHA CE
APPROVED PROVIDER**

**American Cleft Palate
Craniofacial Association**

Various Level

Up to 6.80 ASHA CEUs



The American Cleft Palate Craniofacial Association is accredited as a provider of nursing continuing professional development by the American Nurses Credentialing Center's Commission on Accreditation.

This educational activity is offered for up to 70.25 Nursing Continuing Professional Development (NCPD) contact hours for the blended in-person and virtual activity, and 56.5 contact hours for the virtual only option. Learners will be awarded contact hours only for the sessions they attend.

COMMERCIAL SUPPORT

Commercial support received from KLS Martin and Stryker for the in-person learning activity.

Accredited CE Checklist

ACTIVITY DATES

Blended in-person and virtual activity:

In-person activity start date **May 3, 2023**
In-person activity end date **May 6, 2023**
Virtual activity start date **May 19, 2023**
Virtual activity end date **June 9, 2023**
Evaluation submission deadline **June, 9 2023**

Virtual activity only:

Start date **May 19, 2023**
End date **June 9, 2023**
Evaluation submission deadline **June, 9 2023**

All attendees will have access to On-Demand virtual courses through June 9, 2023. These virtual courses will also offer accredited continuing education.

All learners will receive an email with a link to claim their credits earned and complete the Annual Meeting evaluation survey.

For learners who do NOT plan to watch On-Demand virtual courses after the meeting:

When you receive the link, please complete the evaluation survey and claim credit for the courses you have attended.

For learners who DO plan to watch On-Demand virtual courses after the meeting:

Wait until you receive the email letting you know that the archive is ready (approximately two weeks after the meeting). You will receive instructions at that time to claim credit for ALL courses that you attended (both live and On-Demand). Please complete the evaluation survey and claim credit after you have finished watching all the courses you want to claim credit for.

Please contact education@ACPACares.org for technical assistance.





**John F. Caccamese, Jr.,
DMD, MD**

ACPA President

Welcome to our ACPA's 80th Annual Meeting! We are so glad to see more faces in person this year, and to be able to come together in a way that is approaching life... pre-pandemic.

So much has happened over the last few years which has strengthened our organization, and we have never been more enthusiastic about our position and direction in leading interdisciplinary cleft and craniofacial care! This will be on display throughout the week, with an amazing program crafted by the 2023 Program Task Force, tirelessly led by Oksana Jackson, and co-chaired by Catey Garland.

We hope that you will experience the ethos of ACPA's strategic plan, coming to life in all of the wonderful content, including some format changes with new ideas and directions. We also have two fabulous keynote speakers to inspire you and to commemorate our anniversary year.

I hope that you will take an opportunity to welcome our members from our International Partner for this year's meeting, the Nigerian Association for Cleft Lip and Palate! There are several abstracts included from the Nigerian Association.

In addition to the scientific programming which the meeting has to offer, I especially hope to see everyone at the Welcome Reception, and the Awards Gala, where we'll have the opportunity to celebrate with friends, new and old, and recognize several of our colleagues for their contributions to ACPA, and the field of cleft and craniofacial care. Each has dedicated their career to making sure patients and their families thrive!

Sincerely,

John F. Caccamese, Jr., DMD, MD

I am so honored to be in the position of chairing the 2023 Program Task Force, in what is a celebratory year as we celebrate 80 years at ACPA. I want to start by acknowledging the immense efforts of the entire Task Force, most notably our Co-Chair, Dr. Catharine Garland. We're grateful for our ongoing partnership with ASCFS, and our collaboration this year with Dr. Patrick Kelley.

This year's meeting included an incredible amount of submissions, with an increase reflecting the eagerness and energy in returning to consistency with in-person meetings. We worked hard to maintain our hybrid format, ensuring that those who are unable to attend, including our global audience, would still have access. As ACPA considers equity in education, it's imperative that we do our part to remove barriers.

I'm excited for all of you to experience some of our new initiatives at the meeting, including a second "research" keynote in Dr. Janice Lee, and six invited panels focused on some of the most challenging topics in cleft and craniofacial care. We're thrilled to welcome several members in-person, and more virtually from the Nigerian Association for Cleft Lip and Palate, our International Partner for this year's meeting.

On behalf of the entire Program Task Force, we're grateful for your participation at ACPA's 80th Annual Meeting, and I hope all of you have a meaningful and enjoyable experience!

Sincerely,

Oksana Jackson, MD



Oksana Jackson, MD

*Vice President,
ACPA Chair,
2023 Program Task Force*

General Information & Policies

Meeting App and Schedule Changes

All attendees will receive a daily email with any session changes, updates and items of note. Any changes or cancellations will also be shared on the ACPA Meeting App. The official meeting app can be downloaded from either the Apple App Store or Google Play Store. The app contains all abstracts in full.

Badges and Tickets

Name badges are required for all sessions and social events. Attendees will receive any applicable tickets at registration. Lost tickets will not be replaced. Tickets will be provided for all attendees and guests for the Awards Gala. There will be a cash bar at both events.

Exhibitor name badges allow access to events in the Exhibit Hall and the Welcome Reception only. Supporter name badges allow access to all educational programming and the social events associated with their support level. Exhibitors and Supporters are not eligible to receive accredited continuing education credits with exhibitor and supporter name badges.

80th Anniversary T-Shirts

ACPA 80th Anniversary t-shirts will be sold near the registration desk throughout the meeting. Stop by to pick one up for \$20 each while supplies last. Cash or credit card are accepted.

Session Capacity

ACPA works to schedule sessions in appropriately sized rooms, but the popularity of sessions is not always predictable. If a session reaches capacity, attendees must follow instructions provided by the ACPA National Office Team and the Raleigh Convention Center Staff. Fire regulations may require that attendees not block certain areas or that no more people may enter the room. Please be courteous and respectful if you are directed elsewhere.



Scan the QR Code to download the
2023 Annual Meeting Mobile App



ASCFS Annual Meeting

The American Society of Craniofacial Surgeons (ASCFS) holds its Annual Meeting during ACPA's Annual Meeting.

Supporters and Exhibitors

ACPA thanks the 2023 supporters and exhibitors for their participation and support of this year's Annual Meeting. ACPA does not endorse any sponsor or exhibitor products or services. In order to prevent any commercial bias or commercial influence, supporters and exhibitors do not have any input into the educational content of this meeting.

Mobile Devices

Please turn off or silence cell phones and/or pagers while sessions are in progress.

Internet and WiFi

Limited free wireless internet is available in the meeting area through the Raleigh Convention Center network. This is an open network and a password is not required.

Unauthorized Photos and Recordings

Photographs, audio recordings or videos of any proceedings, oral presentations or on-screen images during ACPA's Annual Meeting are strictly prohibited. Audience members who attempt to take pictures or video will be asked to leave the meeting rooms.

Photography

Candid photos will be taken by ACPA's contracted photographer throughout the week. It is agreed that participation in ACPA's Annual Meeting and all related events implies consent for ACPA to use these photos in print and online marketing. Questions can be directed to the ACPA Registration Desk.

Children

Children under 13 years of age are not permitted in lecture areas, with the exception of nursing infants. The Raleigh Convention Center has two Mamava Nursing Pods on property.

Attire

Business casual dress is appropriate at the meeting. Cocktail attire is appropriate for the Awards Gala. Please plan to dress in layers or bring a sweater, as temperatures may vary in the meeting rooms.

General Information & Policies *continued*

Accessibility for Registrants with Disabilities

ACPA is committed to compliance with the Americans with Disabilities Act and to making ACPA's Annual Meeting accessible to all. Attendees who need accommodations in order to participate should contact the ACPA National Office Team before the meeting and may visit the ACPA Registration Desk for assistance. Onsite requests will be accommodated to the best of ACPA's ability.

Conduct Policy

ACPA expects that everyone who participates in ACPA's Annual Meeting will be respectful of other attendees, vendors, the Raleigh Convention Center Staff and all others they meet. Attendees are expected to follow common rules of behavior and respect for private property. Abusive, harassing or threatening behavior directed toward any other attendee or person is not appropriate. Report all incidents in which a meeting attendee is abusive, insulting, intimidating, bothersome or acting in an unsafe or illegal manner to the ACPA Registration Desk or to Raleigh Convention Center Security immediately. ACPA encourages attendees to follow recommended precautions to prevent transmission of infectious diseases.

First Aid and Emergency Services

Should an emergency occur, please use your cell phone to call 911. As soon as it is safe to do so, inform the nearest Raleigh Convention Center staff so that a staff member can escort emergency responders. Be prepared to report the location of the emergency by building, level, and either hall, room or hallway. After you have called for emergency assistance, report the incident to a member of the ACPA National Office Team or to the ACPA Registration Desk.

Disclosure Policy

The American Cleft Palate Craniofacial Association (ACPA) has adopted the following Disclosure Policy in compliance with the Accreditation Council for Continuing Medical Education (ACCME) Standards for Integrity and Independence in Accredited Continuing Education (Released December 2020), the American Speech-Language Hearing Association's (ASHA) Continuing Education Board's Requirements, and the requirements of the American Nurses Credentialing Center's (ANCC) Commission on Accreditation.

ACPA requires that all individuals involved in planning or presenting (e.g., faculty, abstract authors and co-authors), or any other person in control of content for accredited continuing education activities sponsored or jointly sponsored with ACPA must disclose all financial relationships with ineligible companies.

The individual must disclose all financial relationships with ineligible companies which have existed within the last 24 months, by providing the name of the ineligible company and

the nature of the financial relationship. An ineligible company is any entity whose primary business is producing, marketing, selling, re-selling, or distributing healthcare products used by or on patients. For specific examples of ineligible companies, visit accme.org/standards. There is no minimum financial threshold; all financial relationships, regardless of the amount, with ineligible companies, must be disclosed. All financial relationships must be disclosed, regardless of the potential relevance of each relationship to the education. Examples of financial relationships include employee, researcher, consultant, advisor, speaker, independent contractor (including contracted research), royalties or patent beneficiary, executive role, and ownership interest. Individual stocks and stock options should be disclosed; diversified mutual funds do not need to be disclosed. Research funding from ineligible companies should be disclosed by the principal or named investigator even if that individual's institution receives the research grant and managed the funds.

ACPA's Disclosure Policy also requires disclosure of all non-financial relationships that might bias an individual including personal, professional, political, institutional, religious, or other.

Program Task Force disclosure statements and faculty disclosure statements are available on the registration page of the ACPA website.

Disclaimer

The scientific material presented at this meeting has been made available by ACPA for educational purposes only. The material is not intended to represent the only, nor necessarily the best, methods or procedures appropriate for the situation discussed, but rather is intended to present an approach, view, statement, or opinion of the presenter that may be helpful to others who face similar situations. ACPA disclaims any and all liability and injury or other damage resulting to any individual attending a course and for all claims which may arise out of the use of the techniques demonstrated therein by such individuals, whether these claims shall be asserted by members of the healthcare professions or any other person.

Food & Beverage/Local Area

FOOD SERVICE

Complimentary coffee and tea will be offered throughout the meeting. Light snacks or lunch will be provided at certain committee meetings. Heavy hors d'oeuvres will be provided at the Welcome Reception. Dinner will be provided at the ACPA Awards Ceremony and Annual Gala.

CONVENTION CENTER REFRESHMENTS

ACPA has arranged for quick-serve lunch options to be made available in the main lobby of the Raleigh Convention Center from 11:45am - 1:00pm on Wednesday, Thursday and Friday. The options available for purchase will be a mix of salads, sandwiches, snacks and a few hot entrees. You are welcome to enjoy the meal in any of the common spaces or at the tables set up in Ballroom C.



For more information on Visit Raleigh's Foodie Downtown interactive restaurant map, scan this code on your device:

NEARBY DINING OPTIONS

One block away from the convention center, on Fayetteville Street, are a number of fast casual restaurants, including Jimmy John's, Happy + Hale, Fire Wok and Shish Kabob. If you would prefer a sit-down option, we recommend stopping at one of these restaurants:

- Jimmy V's (located in the Sheraton), 3 minute walk
- Sono Sushi, 4 minute walk
- Union Special, 4 minute walk
- Whiskey Kitchen, 5 minute walk
- Sosta Café, 6 minute walk
- Clyde Cooper's Barbeque, 6 minute walk
- Bida Manda, 9 minute walk

ACPA 80th Annual Meeting

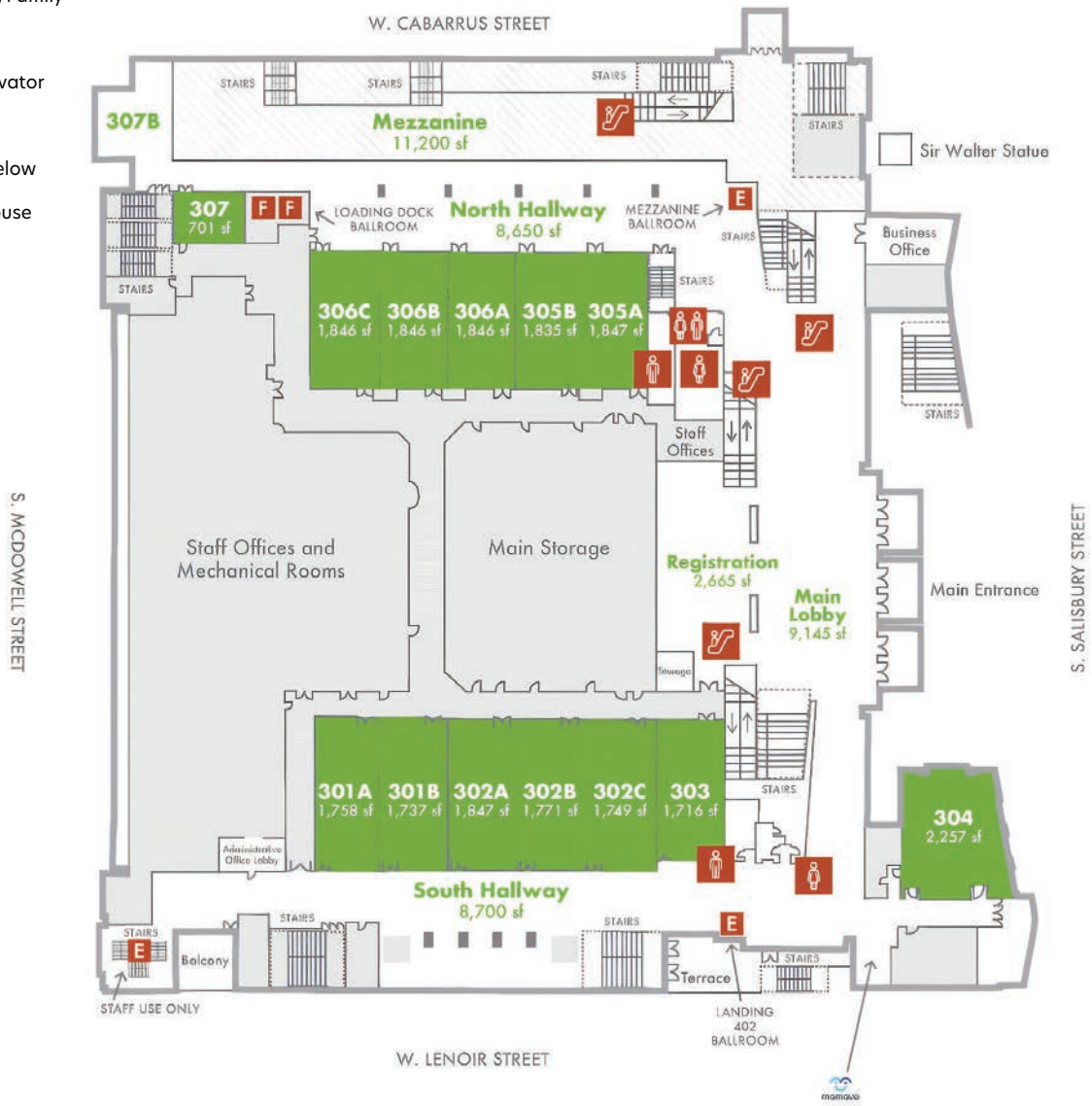
FLOOR PLANS

Raleigh Convention Center

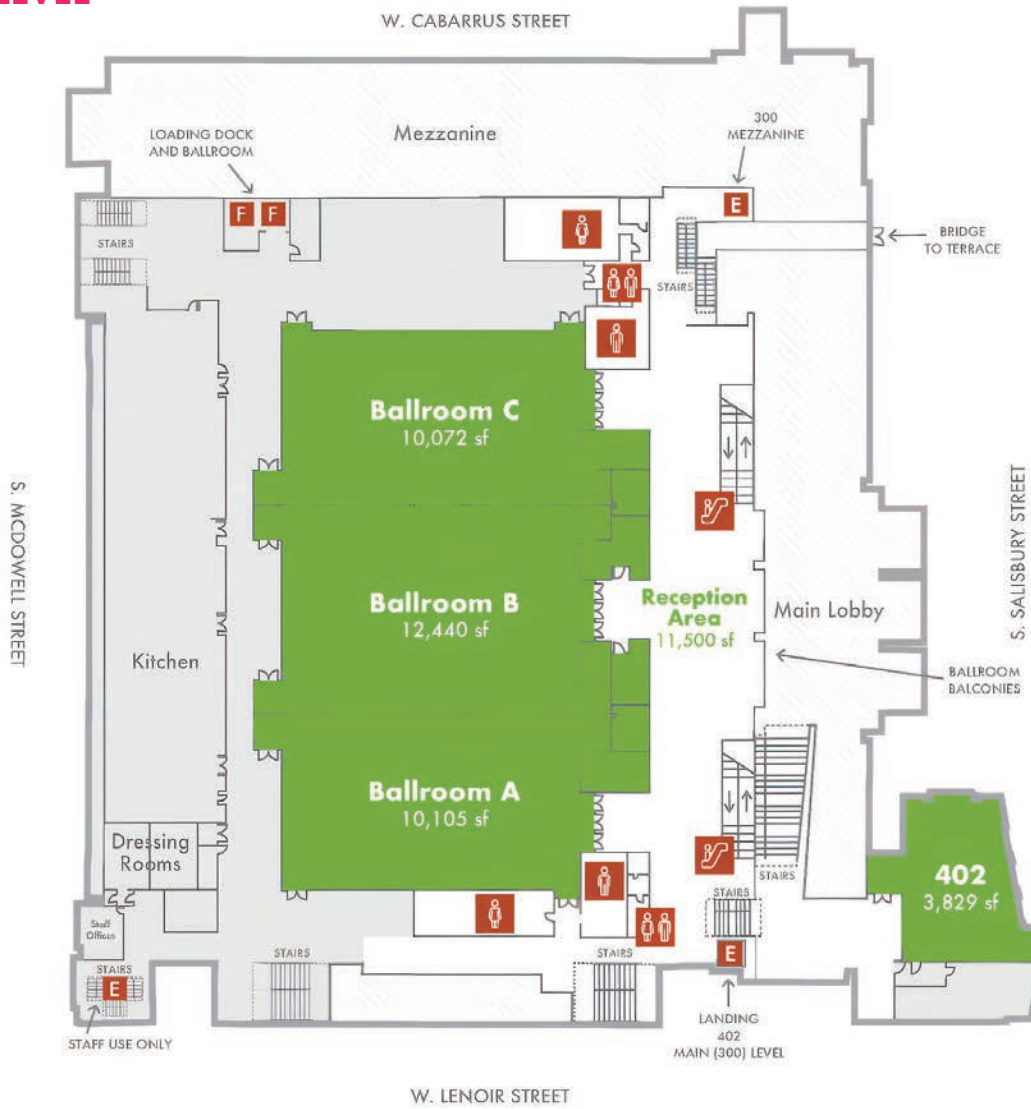
Floor Plans: Mezzanine, Lobby & Ballroom Levels

MAIN (300) LEVEL

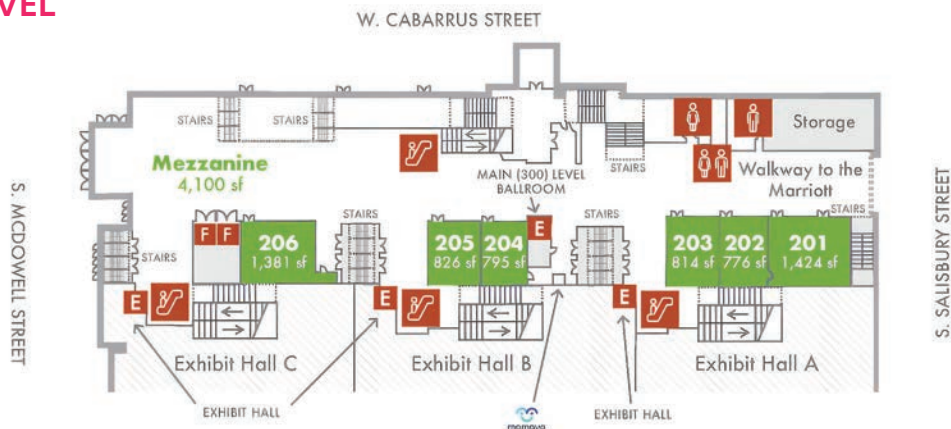
-  Women
-  Men
-  All-gender/Family
-  Elevator
-  Freight Elevator
-  Escalator
-  Open to Below
-  Back of House



BALLROOM LEVEL



MEZZANINE LEVEL



Schedule at a Glance

Below is a high level snapshot of our agenda for the week. More details, including topics, speakers and locations can be found in the next section.

| | TUES | WED | THUR | FRI | SAT | |
|----------|--|--|--|---|--|---------------------|
| 7:00 AM | | | Instuctional Courses & Study Session 1 | Instuctional Courses & Study Session 3 | Instuctional Courses & Study Session 4 | |
| 8:00 AM | | Opening Ceremony & Keynote | | | | |
| 9:00 AM | | | Keynote | Concurrent Session 1 | Panels 4 | |
| 10:00 AM | Pre-Conference Symposium *Advanced Separate Registration Required | General Session 1 | Junior Investigator Session | Concurrent Session 2 | ASCFS Presidents Invited Lecture, Concurrent Session 5 & Short Talks 3 | |
| 11:00 AM | | | | | | |
| 12:00 PM | | | | Lunch Symposium, Supported by DePuy *Advance Registration Required | | ASCFS PostCon Panel |
| 1:00 PM | | | Panels 1 | Panels 2 | Concurrent Session 3 | |
| 2:00 PM | | | | Instuctional Courses & Study Sessions 2 | | |
| 3:00 PM | | | General Sesion 2 | | ACPA Member Business Meeting | |
| 4:00 PM | | | Panels 3 | Concurrent Sessions 4 | | |
| 5:00 PM | | Discipline Forums | | | | |
| 6:00 PM | New Member and First Time Attendee Reception | Fireside Chat: Women in Cleft and Craniofacial Surgery Disciplines | Short Talks 1&2 | President's Circle Reception *Invitation Required | | |
| 7:00 PM | Welcome Reception | | | | | |
| 8:00 PM | | | | Awards Ceremony and Gala Dinner | | |
| 9:00 PM | | | | | | |
| 10:00 PM | | | | | | |

Poster Session 1 (Wednesday), Poster Session 2 (Thursday) and Poster Session 3 (Friday).
All times are 7:00am - 6:30pm.

The following schedule reflects updates as of March 10th, 2023.

TUESDAY

9:30am - 4:00pm Pre-Conference Symposium *Separate Registration Required
5:45pm - 6:30pm New Member and First Time Attendee Reception
6:30pm - 8:30pm Welcome Reception

WEDNESDAY

7:00am - 6:30pm Poster Session 1
8:30am - 9:45am Opening Ceremony and Keynote
10:00am - 11:40am General Session 1
1:00pm - 2:30pm Panels 1
2:45pm - 4:15pm General Session 2
4:30pm - 5:30pm Discipline Forums
5:30pm - 7:00pm Fireside Chat: Women in Cleft and Craniofacial Surgery Disciplines

THURSDAY

7:00am - 6:30pm Poster Session 2
7:00am - 8:30am Instructional Courses and Study Sessions 1
8:45am - 9:45am Keynote
10:00am - 11:40am Junior Investigator Session
11:40am - 1:00pm Lunch Symposium, Supported by DePuy *Advance Registration Required
1:00pm - 2:00pm Panels 2
2:15pm - 3:15pm Instructional Courses and Study Sessions 2
3:30pm - 5:00pm Panels 3
5:15pm - 6:30pm ASCFS Program Directors Meeting
5:15pm - 6:35pm Short Talks 1 & 2

FRIDAY

7:00am - 5:00pm Poster Session 3
7:00am - 8:00am ASCFS Breakfast (ASCFS Members Only)
7:00am - 8:00am Instructional Courses and Study Sessions 3
8:30am - 10:00am Concurrent Sessions 1
10:15am - 11:45am Concurrent Sessions 2
11:45am - 1:00pm Student Luncheon
12:00pm - 1:00pm ASCFS Business Meeting & Luncheon (ASCFS Members Only)
1:00pm - 2:30pm Concurrent Sessions 3
2:45pm - 3:45pm ACPA Member Business Meeting
4:00pm - 5:30pm Concurrent Sessions 4
6:00pm - 7:00pm President's Circle Reception *Invitation Required
6:45pm - 11:00pm Awards Ceremony and Gala Dinner

SATURDAY

7:00am - 8:00am Instructional Courses and Study Sessions 4
8:15am - 9:45am Panels 4
10:00am - 11:00am ASCFS Presidents Invited Lecture, Concurrent Session 5 & Short Talks 3
11:00am - 12:30pm ASCFS PostCon Panel

Special Interest Groups

Open to all! All SIG gatherings will take place from 12:00pm - 12:45pm so we recommend grabbing lunch from the Convention Center lobby and bringing with you to the meeting.

Wednesday

Feeding Nutrition and Growth
Ethics

Thursday

Global Care
Mental Health/Psychosocial

Friday

Care Coordination
22q11.2 Related Disorders

Committee & Task Force Meetings

Open to active committee members only.

Tuesday

3:00pm - 4:00pm.....Advocacy
3:00pm - 4:00pm..... CPCJ Editorial Board
4:00pm - 5:00pm..... DEI
4:15pm - 5:15pm Membership
4:15pm - 5:15pm Family Resources

Wednesday

7:00am - 8:00am..... Parameters of Care
11:45am - 1:00pm..... Education

Thursday

11:45am - 1:00pm..... Junior Investigators Selection

Friday

11:45am - 1:00pm..... Program Task Force 2024



80th Annual Meeting Program

Tuesday May 2nd 2023

9:30am | Room 306ABC
**Pre-Conference
Symposium**

*Separate Registration Required

3:00pm | Room 402
**Advocacy
Committee Meeting**

3:00pm | Room 304
**CPCJ Editorial Board
Committee Meeting**

4:00pm | Room 202
**DEI Committee
Meeting**

4:15pm | Room 302A
**Membership
Committee Meeting**

4:15pm | Room 302B
**Family Resources
Committee Meeting**

5:45pm | Room 402 New Member and First Time Attendee Reception

New ACPA members and first-time attendees are invited to attend this networking reception. Longtime

ACPA members are also encouraged to stop by and welcome our new members and attendees.

6:30pm | Convention Center Plaza Welcome Reception

Wednesday May 3rd 2023

7:00am-6:30pm Ballroom C Poster Session 1

3D Printed Fabrication of Nasoalveolar Molding Appliance using MRI Modeling in Patients with Cleft Lip and Palate - *Austin Lignieres*

A Critical Assessment Of Gender Diversity Within Plastic Surgery - *Jean Carlo Rivera*

A Descriptive Analysis of Ophthalmologic Comorbidities in Craniosynostosis - *Evien Albazi*

A Fully Digitized Workflow to Fabricate Nasoalveolar Molding Devices for Treatment of Cleft Lip and Palate - *Angie Zaki-Sabet*

A scoping review to identify elements for inclusion in an enhanced recovery pathway for primary cleft palate repair - *Richard Gaule*

A Visual Aid for Facilitating the Practice of Narrow Phonetic Transcription by Consensus for Cleft Palate Speech - *David Fitzsimons*

Antrochoanal polyp in the context of a pharyngeal flap: A case report to illustrate an unexpected cause of nasal airway obstruction in a child with 22q11.2 deletion syndrome - *John Munday*

Breastfeeding Support as a Part of Cleft/Craniofacial Care - *Azure Koehler*

Characterization of Mandibular Skeletal Growth in Craniofacial Microsomia using Computed Tomography: Progressive or

Static Asymmetry? - *Philip Bystrom*

Clinical applications of three-dimensional model-guided reduction in the management of cranio-orbital fibrous dysplasia - *Ryoko Irie*

Clinical evaluation of maxillary alveolar changes following presurgical infant orthopedics: A Comparative study using a single center conventional NAM versus a new digital NAM technique - *Hathaichanok Parakarn*

Comparing Clinical Outcomes in Bone Particulate Autologous and Alloplastic Pediatric Cranioplasty: A Meta-Analysis - *Matthew Greydanus*

Describing "operative burden" in long-term surgical protocols for cleft lip/palate: a proof-of-concept data-visualization tool - *Kristina Dunworth*

Development of the International CARE Registry for Craniofacial Microsomia - *Christy McKinney*

Effective way for primary correction of columella base deviation in patients with unilateral cleft lip - *Lun-Jou Lo*

Evaluating Vowel Formants of Dentofacial Disharmony Patients - *Gabrielle Mascarin*

Evaluation of the Thyroid Stimulating Hormone (Tsh) Level and Growth Pattern In Children with Non-Syndromic Cleft Lip and Palate - *Olawale Adamson*

Exploring the Use of VP Atlases to Describe Velar Movements - *Imani Gilbert*

Identifying Psychosocial Risk Factors Among Spanish-Speaking Families of

Children with Craniofacial Conditions: Development of the Spanish Psychosocial Assessment Tool-Craniofacial Version (PAT-CV) - *Mariana Arroyo Flores*

Lesion activity in craniofacial fibrous dysplasia: natural history and response to denosumab - *Charles Osamor*

Management of Cleft Lip and Palate in Children with Trisomy 21 - *Brent Whiting*

Nonsurgical Management of Cherubism using Imatinib Therapy: A Case Report and Literature Review- *Acara Turner*

Posterior cranial vault distraction osteogenesis in the immunocompromised patient - *John Sullivan*

Posterior Vault Distraction in the Acute Setting - *Matthew Sink*

The cranial base may predict Class III malocclusion: covariation of modules as a risk assessment tool - *Konstantinia Almpani*

The First Hybrid Simulation-based Global Comprehensive Cleft Care Workshop (CCCW) - *Wassim Najjar*

The lived experiences of young adults with facial differences and disfigurements in the US: A qualitative study - *Georgia Tania Karalioliou*

The No Touch Palate Repair: A New Anatomic Cleft Restoration Philosophy - based procedure to treat infant patients born with anteriorly displaced, hypo plastic velar muscles and for children and adults presenting late for cleft palate reconstruction - *Robert Mann*

Wednesday May 3rd 2023 *continued*

The Role of Chewing and Suckling Behaviors in the Closure of the Metopic Suture - *Shelby Nathan*

The Role of Electronic Health Records in the Study of Cleft Lip/Palate - *Kristina Dunworth*

Transverse facial cleft: an uncommon occurrence. - *Akinwale Efunkoya*

Use It or Lose It: Risk Factors for Non-adherence to Post-operative Nasal Stent Therapy in Patients Undergoing Cleft Lip Repair - *Chioma Obinero*

Utility of generic screening tools for articulation and velopharyngeal function in cleft lip/palate: an exploratory analysis - *Kristina Dunworth*

Velopharyngeal Muscle Characteristics In Patients With Hemifacial Microsomia: A Case Series - *Lakshmi Kollara, Brian Kellogg*

Virtual Reality Surgical Planning for Free Fibula Mandibular Reconstructions - *Nicolas Kaplan*

7:00am | Room 204 Parameters of Care Committee Meeting

8:30-9:45am Opening Ceremony

8:45-9:45am Ballroom AB Keynote Sheldon Yellen

Breaking Through Barriers by Putting People First

10:00-11:40am Ballroom AB General Session 1

(10:00 AM) Development of a multi-site learning health network to facilitate dissemination and implementation of the ICHOM Standard Set for cleft care: ACCQUIREnet - *Kristina Dunworth*

(10:10 AM) Educating NICCU Nurses to Standardize Care for the Infant Undergoing Mandibular Distraction Osteogenesis - *Sally Danto*

(10:20 AM) A Comparative Effectiveness Study of Speech and Surgical Outcomes and the Cleft Outcomes Registry-Research Network - CORNET: Study Design, Current Status, Opportunities, and Challenges - *Kathy Chapman*

(10:30 AM) Associations of Demographic Characteristics, Cleft Morphology, and Treatment-Related Variables with Psychosocial Outcomes in Children with Cleft Lip and/or Palate - *Canice Crerand*

(10:40 AM) Steps for Implementing Evidence-Based Care Guidelines with Multiple Stakeholders in a Tertiary Care Hospital Using the Plan-Do-Study-Act (PDSA) Model - *Nichole Buswell*

(10:50 AM) Does notching along the nasal velar surface during nasopharyngoscopy predict discontinuity of the underlying levator veli palatini muscle? - *Jamie Perry*

(11:00 AM) 80 Years Of ACPA: the influences of history, politics, war and pandemics on cleft and craniofacial care - *Marilyn Cohen*

(11:10 AM) Effectiveness of Le Fort III osteotomy for treatment of Obstructive Sleep Apnea Syndrome (OSAS) in patients affected by craniofacial synostoses - *Fabio Mazzoleni*

(11:20 AM) White Matter Tracts in Children with Isolated Oral Clefts: Relationship to Word Reading Accuracy - *Amy Conrad*

(11:30 AM) A comparison of early speech production in children who have cleft palate with and without Pierre Robin sequence Characteristics In Patients With Hemifacial Microsomia: A Case Series - *Kari Lien*

11:45am | Room 204 Education Committee Meeting

12:00pm | Room 302C Feeding Nutrition and Growth SIG

12:00pm | Room 302A Ethics SIG

1:00-2:00pm | 306ABC Panels 1

Patient Centered Research in Robin Sequence - Experiences from the Stakeholder Alliance for children with RS (StARS) Project - *Jonathan Skirko, Kelly Evans, Christina Roth, Deborah Kacmarynski, Brian Wilson, Tabitha Wilson*

1:00-2:30pm Ballroom AB

Who We Are Is How We Lead: A Conversation About Love and Vulnerability in Team Leadership - *Richard Kirschner, Oksana Jackson, Patricia Chibbaro, Brandon Kozar, Gil Peri*

2:45-4:15pm Ballroom AB General Session 2A

(2:45 PM) Patients or Providers on the Move: A Comparison of Team Day Patient Flow Models - *Rachel McKenna*

(2:55 PM) Cleft Nurse Navigator: Early Life Interventions and Family Assistance for Patients with Cleft Lip and Palate - *Connor Wagner*

(3:05 PM) Patient and Family Experiences of Craniosynostosis: Thematic Analysis of Online Discussion Boards - *Kaamyra Varagur*

(3:15 PM) A Self-Assessment Tool for the Evaluation of Team-Based Cleft and Craniofacial Care - *David Fitzsimons*

(3:25 PM) From Novice to Expert: Tips for successful transition into the role of a Craniofacial Care Coordinator - *Erin Lowerhouse*

(3:35 PM) What Matters Most: Patient and Family Identified Priorities for a Multidisciplinary Cleft Lip and Palate Team Visit - *Patricia Marik*

(3:45 PM) "Getting to Know You": The Benefits of Collaboration with Family Partners for the Benefit of Patient Care in Cleft and Craniofacial Multidisciplinary Teams - *Carlee Jones*

(3:55 PM) Primary Cleft Lip Repair as a Day Case Procedure - *Serena Martin*

(4:05 PM) Improving the International Value of ACPA Membership - *Serena Kassam*

2:45-4:05pm | 306ABC General Session 2B

(2:45 PM) Cleft Care in Nigeria- Outcome in the past sixteen years, and aspirations for the next decade - *Fadekemi Oginni*

(3:45 PM) Increasing Access to Otolaryngology Care in Low- and Middle-Income Countries: A Sustainable Approach - *Sara Horne*

(3:55 PM) Psychosocial Intervention Model for Patients and/or Families Affected by Craniofacial Clefts: Life's Project - *Camila Osorio*

4:30-5:30pm Discipline Forums

Room 202
Genetics and Pediatrics

Room 402
Mental Health

Room 304
Nursing and Coordination

Room 301AB
Oral-Maxillofacial Surgery

Room 302A
Orthodontics and Prosthodontics

Room 302B
Otolaryngology

Room 204
Pediatric Dentistry

Room305A
Plastic Surgery

Room302C
Speech-Language Pathology

5:30-7:00pm | Room 306ABC Fireside Chat: Women in Cleft and Craniofacial Surgery Disciplines

ACPA is proud to host our first Fireside Chat, with an inaugural focus on women in cleft and craniofacial surgery disciplines. Women who work in any surgical capacity are encouraged to attend, although the forum is open and welcome to anyone interested in supporting this important discussion.

Women who work in cleft and craniofacial surgical disciplines represent a far lower number than male counterparts. This fireside chat seeks to help uncover why more women are not in the profession, and how to remove roadblocks and increase representation. Additionally, many women face decisions in their career which are unique, such as maternity factors, and pay disparities. As part of ACPA's Diversity, Equity, and Inclusion efforts, we seek to provide a platform where women in surgical professions are able to collaboratively move the ball forward, and where allies are welcome to listen, and join in this worthy conversation. Light refreshments will be provided.

Thursday May 4th 2023

7:00am-6:30pm Ballroom C Poster Session 2

A Modified Schedule Structure for Maxillary Distraction Osteogenesis
- *Danielle Sobol*

A Standardized Approach to Airway Management During Abbé Flap Reconstruction
- *Colton Fernstrum*

A Ten-Year Retrospective Review of Patients with Craniosynostosis: Delineating Surgical Treatments and Respective Surgical Complications
- *Eric Min*

Actifuse™ as an onlay graft for augmentation of the piriform margin: an alternative to autologous bone graft in correcting depression of the alar base
- *Jane Kerby*

An Exploratory Investigation of the Palatoglossus Muscle in Children: An MRI Study
- *Samantha Power*

Anatomical and Physiological Changes Following Buccal Fat Pad Graft: A Longitudinal Study
- *Abigail Haenssler*

Barriers to Care for Patients with Orofacial Clefts in the United States
- *Zachary Provenzano*

Calvarial Vault Remodeling Technique for Lambdoid Craniosynostosis
- *Kaomya Varagur*

Canine Impactions in Patients with unilateral cleft lip and palate treated with Presurgical Nasoalveolar Molding: A retrospective study
- *Marielena Layuno Matos*

Characterization of Auricular Growth Within the Pediatric Population Utilizing CT Scan Measurements
- *Angelo Leto Barone*

Characterizing pneumocephalus as a complication of pediatric facial fractures
- *Anne Glenney*

Cleft lip and palate (CLP) repairs in Togo, "Sourire de l'espoir" missions' experience from October 2008 to May 2013
- *Têtê Edem KOUEVI-KOKO*

Comparison of radiographic assessment of alveolar bone defects in periapical and cone beam computed tomography images
- *Kiersten Woodyard*

Comparison of Speech Sound Production and Phonological Development in Patients with Unilateral Cleft Lip and Palate with or without Nasoalveolar Molding (NAM).
- *Maryam Arab*

Concurrent Clefts of the Lip and Secondary Palate: Early Description and Classification
- *Darius Balumuka*

Cranial Vault Distraction Osteogenesis in the Treatment of ERF-Related Craniosynostosis
- *Leandro Marx-Albuquerque*

Craniofacial Playground Injuries in Preadolescent Children
- *Alyssa Reese*

Current SLP Practices in Quality of Life Assessment in Individuals with Cleft Lip and/or Palate
- *Anna Beatriz Guerrero*

Dermoid Cysts of the Auricle: An Updated Review of the Literature
- *Alyssa Reese*

Distribution of the Zygomaticomaxillary suture maturation in patients with cleft lip and/or palate
- *Buddhathida Wangsrimongkol*

Echocardiographic Outcomes Of Paediatric Patients With Orofacial Cleft At A Missionary Hospital In Southwest Nigeria
- *Stella Ogunmuyiwa*

Effective correction of columella base deviation in patients with secondary unilateral cleft lip nasal deformity: A muscle-driven technique
- *Takafumi Saito*

Efficacy of Healthcare Management Internships at an Academic Craniofacial Center
- *Jessica Hill*

Evaluation of the Prevalence, Patterns, and Management of Pediatric Cranial Deformities in an Institutional Plagiocephaly Clinic
- *Meredith Kugar*

Frontal sinus development in endoscopic-assisted craniosynostosis correction: a preliminary report
- *Gabriel Hayek*

Identifying Crowdfunding Trends for Surgical and Ancillary Treatment for Cleft Lip and Palate: A Cross-Sectional Study
- *Jennifer Smith*

Improvement in Developmental and Autism Screening in a Free-Standing Children's Hospital Craniofacial Clinic
- *C Garcia de Mitchell, Julia Megill*

Improving Clinic Flow and Provider / Patient Experience in VPD Clinic
- *Sara Cosgrove*

Improving Multidisciplinary Craniofacial Team Meetings: Introduction of A Meeting Evaluation Instrument
- *Elexis Hollingsworth*

Incorporating Velopharyngeal MRI into the Clinical Decision-Making Process for Post-Operative Assessment Following a Failed Furlow Palatoplasty
- *Kazlin Mason*

It's Hip to Go Home: An Evaluation of Safety and Efficacy of Outpatient Alveolar Bone Grafting
- *David Mitchell*

Manomotion Technology Combined with a Virtual Reality (VR) Phone App is a Cost-Effective Model for International Cleft and Craniofacial Training
- *Thao Wolbert*

Maximum Mouth Opening in Patients with Cleft Lip and Palate Compared to Non-Affected Controls: A Retrospective Cross-sectional Study
- *Jue Wang*

Multisuture Craniosynostosis in a patient with Mandibulofacial Dysostosis with Microcephaly (MFDM)
- *Marla Fortoul*

Pericranial Flaps Decrease Wound Complications in Pediatric Patients with Intractable Epilepsy Undergoing Neuromodulatory Surgery
- *Lawrence Lin*

Recognizing and Problem-Solving for Risk Factors Related to Early Termination of Customized Nasal Clip Treatment for Cleft Lip and Palate Patients - *Heather Hendricks*

Septorhinoplasty in the tertiary children's hospital setting: A cohort study utilizing the Pediatric Health Information System (PHIS) Database
- *Joshua Wright*

Surgical maxillary advancement and internal nasal dimensions in patients with cleft lip and palate: effect of the combination with procedures involving the nose and mandible.
- *Ana Paula Fukushiro*

Surgical or Medical Management for Traumatic Optic Nerve Compression: A Systematic Review and Meta-Analysis
- *Hossein Jazayeri*

Travel Burden to Certified Craniofacial Teams in the United States: A Geospatial Analysis
- *Madyson Brown*

7:00-8:30am Ballroom AB Instructional Courses & Study Sessions 1

Calibration of a standard assessment protocol, listener ratings, and documentation among cleft team SLPs
- *Kelly Cordero, Jessica Williams, Kari Lien, Jennifer Philp, Elizabeth Alvarez-Montoya*

7:00-8:00am | 305A

Commission on Approval of Teams: ACPA Team Approval Process
- *Kirt Simmons, Martha Matthews*

7:00-8:30am | 306ABC

MRI for VPI: Implementing and Interpreting MRI of the Velopharynx
- *Jamie Perry, Jessica Williams, Taylor Snodgrass, Davinder Singh, Thomas Sitzman*

7:00-8:30am | 301AB

Orthognathic Surgery for Craniofacial Patients - *Cheng-Hui Lin, Chun-Shin Chang, Pang-Yun Chou, Lun-Jou Lo*

7:00-8:30am | 302A

Proactive and Safe Feeding Advancement for Infants with Cleft Palate/Cleft Lip and Palate: Newborn through 18 months
- *Allyson Goodwyn Craine*

8:45-9:45am Ballroom AB Research Keynote Janice Lee, D.D.S, M.D., M.S.

Shaping the Future: The Advantages of Modular Integration (working together to advance innovative craniofacial research)

10:00-11:40am Ballroom AB Junior Investigator Session

(10:00 AM) Genetic Subtypes of Apert Syndrome and an Observed Interaction with Early Life Airway Severity
- *Connor Wagner*

(10:10 AM) Development of a Hypernasality Screening Tool: An Innovative Approach using Mobile App, Crowdsourcing, and Artificial Intelligence - *Andi Zhang*

(10:20 AM) A Calvarial Defect Murine Model for the Investigation of the Osteogenic Potential of Umbilical Cord Stem Cells in Alveolar Cleft Repair
- *Eloise Stanton*

(10:30 AM) Rates of Secondary Speech Surgery and Speech Outcomes at Skeletal Maturity Following Modified-Furlow Palatoplasty - *Connor Wagner*

(10:40 AM) Denervation During Mandibular Distraction Osteogenesis Results In Impaired Bone Formation
- *Ruth Tevlin*

(10:50 AM) Prevention of Unnecessary CT Imaging in Scaphocephaly: The Objective Implementation of 3D Photography - *Griffin Bins*

(11:00 AM) Cranial Defect Reconstruction with Custom 3D-printed Hydroxyapatite Scaffolds: A Large Pre-Clinical Model
- *Griffin Bins*

(11:10 AM) A Multi-Institution Evaluation of Outcomes with Periorbital Steroids in Fronto-Orbital Advancement - *Daniel Cho*

(11:20 AM) Acrylated Hyaluronic-Acid Based Hydrogel for the Treatment of Craniofacial Volumetric Muscle Loss
- *Lucas Rohrer*

Thursday May 4th 2023 *continued*

(11:30 AM) Socioeconomic Disparities in Failure to Thrive and Weight Gain for Patients with Cleft Lip and Palate
- *Dillan Villavisanis*

11:45am | Room 304 Student Luncheon

If you are a student or just starting out in your career, and are interested in cleft and craniofacial care, come join us for a free lunch! This is a great opportunity to meet fellow students and early career colleagues, network, and make connections.

11:45am | Room 402 Lunch Symposium, Supported by DePuy

The Role of Virtual Surgical Planning for Patients with Cleft Palate (not eligible for CE credit)

11:45am | Room 204 Junior Investigators Selection Committee Meeting

12:00pm | Room 305A Global Care SIG

12:00pm | Room 302B Mental Health/ Psychosocial SIG

1:00-2:00pm | 306ABC Panels 2

ASCFS Panel, 21st Century Solutions to the Most Complex Problems in CF Surgery: Microsurgery and VSP
- *Jesse Taylor, Steve Henry, Colin Brady, Chad Purnell, Lee Alkureishi*

Ballroom AB

Controversies in the Evaluation and Management of Hearing Issues in Children with Clefts and Craniofacial Conditions - *Amelia Drake, Emily Gallagher, Jake Dahl, Shana Jacobs, Samantha Atkinson, Lauren Leeper*

301AB

Five Centers Look at Perioperative Alveolar Bone Graft Care - *Melisande Ploutz, Megan Halvorson, Payton Leonhardt, Eve Rorison, Clare Gargaro*

2:15-3:15pm | 306ABC Instructional Courses & Study Sessions 2

An Overview of ADHD for Cleft Team Providers - *Yvonne Gutierrez, Amy Conrad, Alexis Johns*

301AB

Craniofacial Grand Rounds: Case Studies for the Speech-Language Pathologist
- *David Zajac, Linda Vallino-Napoli*

302A

Nonsurgical Management of Neonatal Robin sequence using the Split Orthodontic Airway Plate (S-OAP) - *HyeRan Choo*

Ballroom AB

Rethinking the Cleft Care Continuum—Vomerine Flap Closure of the Hard Palate at Time of Cleft Lip Repair
- *Oksana Jackson, Raymond Tse, Thomas Sitzman, Sameer Shakir*

3:30-5:00pm Ballroom AB Panels 3

Challenges and Controversies in Feeding, Nutrition, and Growth for Infants with Cleft - *Carrie Heike, Lauren Madhoun, Sylvie Render, Sarah Vetter, Gregory Fulton, Mariah Kassuhn, Karla Haynes, Christy McKinney, Laura Garcia, Canice Crerand, Melisande Ploutz, Amy Mendillo, Thomas Sitzman*

3:30-5:00pm | 306ABC

Nothing about us without us: Affirmative Community Approaches - *Georgia Tania Karalioliou, Dina Zuckerberg, Eric Riklin, Kathleen Bogar, Lisa Rubin, Phyllida Swift*

3:30-4:30pm | 302A

The Cleft Palate Craniofacial Journal: Strategies for successful manuscript submissions - *Jamie Perry, Stephen Conley, James Cray, Russell Kirby*

3:30-5:00pm | 301AB

The role of speech-language pathology between palate repair and the first resonance assessment - *Kari Lien, Nancy Scherer, Natalie Wombacher, Jessica Williams, Kelly Cordero*

5:15-6:35pm Ballroom AB Short Talks 1 (Surgical)

(5:15 PM) Buccal Myomucosal Flaps for Velopharyngeal Insufficiency in Patients with Cleft Palate: Speech Outcomes and Predictors of Hypernasality Resolution
- *Nicole Kurnik*

(5:20 PM) Readability Analysis of Pediatric Cleft Lip and Palate Spanish

and English Language Patient Education Materials - **Lauren Powell**

(5:25 PM) Computer Tomographic Measurement of Parietal Bone Thickness to Predict Perioperative Morbidity of Extended Sagittal Suturectomy for Isolated Sagittal Craniosynostosis - **Austin Grove**

(5:30 PM) Development of a simulation tool for teaching alveolar bone grafting - **Emma Zubovic**

(5:35 PM) The Use of Resorbable Fixation in Posterior Cranial Vault Distraction Osteogenesis - **Daniel Cho**

(5:40 PM) Projected Augmented Reality: An Innovation for Surgical Guidance During Cleft Surgery - **Lohrasb Sayadi**

(5:45 PM) Critical Care Utilization of Patients with Robin Sequence after Palatoplasty - **Stephanie Cohen**

Discussion

(5:55 PM) Facial image workflow in cleft & craniofacial patients: early experience with a novel mobile phone application - **Michael Golinko**

(6:00 PM) Comparative Analysis of Surgical Morbidity of Secondary Frontal Orbital Advancement After Primary Frontal Orbital Advancement for Syndromic and/or Multisutural Craniosynostosis - **Austin Grove**

(6:05 PM) The association of age at surgery and behavioral function in children with surgically corrected metopic craniosynostosis - **Mariana Almeida**

(6:10 PM) AI Radiographic Severity Assessment and Age of Surgery Associated with Neurocognitive Outcomes in Metopic Craniosynostosis - **Mariana Almeida**

(6:15 PM) Comparison of Methodologies for Craniofacial Soft-tissue Cephalometrics: The Value of Virtual Reality - **Kevin Yang**

(6:20 PM) Airway Change after Primary Furlow Palatoplasty: Comparison between conventional and small Double-Opposing Z-plasty - **Tsung-De Lin**

(6:25 PM) Secondary Cleft Lip/Nasolabial Deformities: A Refined and Modified Classification - **Wassim Najjar**

Discussion

5:15-6:35pm | 306ABC Short Talks 2 (Non-Surgical)

(5:15 PM) Increasing Show Rate and Team Capacity in a Multidisciplinary Cleft and Craniofacial Center: A Quality Improvement Project - **Carlee Jones**

(5:20 PM) A qualitative analysis of the positive effects of living with a craniofacial condition: the patient and parent perspective - **Caitlyn Belza**

(5:25 PM) Implementing interactive activities that promote well-being in a virtual support group for adolescents with craniofacial conditions - **Eric Riklin**

(5:30 PM) A Community Based Craniofacial Team Day Facilitates Optimism and Psychosocial Support Among the Families of Children with Cleft Lip and Palate - **Myles LaValley**

(5:35 PM) Generic Quality of Life Pre- and Post-Treatment for Class III Malocclusion with Protraction or Orthognathic Surgery in Youth with Cleft Lip and Palate - **Alexis Johns**

(5:40 PM) Integrating psychology services into a pediatric multidisciplinary craniofacial team - **Eric Riklin**

(5:45 PM) Poor Availability and Readability of Spanish Patient Educational Materials for Cleft Lip and Palate – Review of the Nations' Top Children's Hospitals - **Golddy Saldana**

Discussion

(5:55 PM) Does sociocultural background influence parent perceived health-related quality of life for children with congenital and trauma-related craniofacial differences? - **Karen Leung**

(6:00 PM) Congenital Craniofacial Conditions Compared to Facial Traumatic Injuries: An Age-Stratified Analysis of Health-Related Quality of Life - **Caitlyn Belza**

(6:05 PM) Using CLEFT-Q to Directly Augment the Bedside Clinical Encounter: Soliciting Patient Viewpoints Preoperatively and Sharing Results Postoperatively - **Kristina Dunworth**

(6:10 PM) Measurement Matters: Assessing the Impact of Differing Anatomic Measurement Techniques for Velar Length Using MRI - **Kazlin Mason**

(6:15 PM) Continuing Education Needs of SLPs for Treating Children with Cleft Palate: A National Analysis Across Areas of Varying Population Density - **Katelan Rogers**

(6:20 PM) Identifying undiagnosed syndromes by the presence of congenital anomalies and comorbidities among children in the Cleft Collective cohorts - **Sarah Lewis**

(6:25 PM) Social Work in Action Towards the Professional Empowerment in a Craniofacial Malformation Center - **Sonia Mesquita**

Discussion

5:15pm | Room 304 ASCFS Program Directors Meeting

Friday May 5th 2023

7:00am-6:30pm Ballroom C Poster Session 3

An Analysis of Age at Cleft Surgery Based on Gender, Race, Distance from Treatment Center, and Payor Status - *Sarah Rimmer*

An Analysis of Craniosynostosis Medical Malpractice Litigation - *Alyssa Reese*

Analysis of facial shape progression in cherubism using AI and dimension reduction methods - *Tron Darvann*

Barriers to Care: Characteristics that Predict Patient Attendance at Post-Operative Speech Appointments - *Gabrielle Stowe*

Characteristics driving "inappropriate" transfers of pediatric mandibular fracture patients - *Lucille Cheng*

Comparing Clinical and Surgical Strategies and Outcomes for Congenital Muscular Torticollis - *Brian Macias Martinez*

Compliance and Complications of Post-surgical Nasal Stents in Patients with Unilateral Cleft Lip/Palate - *Buddhathida Wangsrimongkol*

Controlling the Vector of Distraction During the Activation Phase of Distraction Osteogenesis Using a Rigid External Distraction System: A Three-Dimensional Analysis - *Stas Grandi*

Evaluating the Impact of Severe Malocclusions on Speech Using Lingual Ultrasound Imaging - *Nare Ghaltakhchyan*

FACE-Q Satisfaction Ratings are Higher After Facial Feminization Surgery than Hormone Replacement Therapy Alone - *Mariana Almeida*

Fronto-orbital Advancement For Metopic and Unilateral Coronal Synostosis: The Lateral Brow Projection Angle - *Adrienne Fettig*

Greater Changes in Bossing Angle among Facial Feminization Patients is Associated with Higher Patient Satisfaction - *Mica Williams*

Infant with Clefts Observation Outcomes (iCOO) Instrument: A comparison of three versus seven-day diaries - *Carrie Heike*

Kinetic Impact Projectiles and Craniofacial Trauma: A Case Series and Literature Review - *Sanjana Ravi*

Knowledge and Clinical Practice of Health Professionals in the State of Sergipe - Brazil about Cleft Lip and Palate: Preliminary Results - *Maria Natalia Leite de Medeiros-Santana*

Let's Face It: A Retrospective Analysis of Opioid Consumption Patterns After Facial Fracture - *Ariel Gabay*

Long term evaluation of the changes in hard & soft tissue & pharyngeal airway following maxillary distraction osteogenesis in patients with cleft lip and palate - *Satinder Singh*

Midface Growth and Minor Suture Fusion in Crouzon Syndrome - *Ryan Layton*

Modern Technology Applied to Classic Technique: Virtual Surgical Planning for Forehead Reconstruction after Osteoma Resection in a Fifteen-Year-Old Male - *Taylor Martin*

Neonatal Mandibular Distraction in Patient with Nablus Mask-Like Facial Syndrome - *Jonathan Richard*

Neonatal Mandibular Distraction in Patient with Trisomy 13 - *Jonathan Richard*

Operation Smile Academy: Reaching by Teaching - *Cassie Rodriguez-Feo*

Otologic Outcomes in Patients Undergoing Furlow Palatoplasty for Velopharyngeal Dysfunction and Sub-mucous Cleft Palate - *Randall Harley*

Preoperative quality of life of patients with cleft lip and palate in Nigeria: A multicentre pilot study. - *Afieharo Michael*

Psychosocial Barriers to Completion of a Cleft and Craniofacial Speech Home Exercise Program - *Margaret Lico*

Safety and Outcomes of using Fresh Frozen Cartilage Allografts in Reconstruction of Partial Auricular Defects - *Lauren Gates-Tanzer*

Satisfaction Rating and Anthropometric Assessment in Children with Unilateral Cleft Lip and Palate Following Primary Cheiloplasty in Southern Nigeria - *Emmanuel Oke*

Single-stage reduction cranioplasty for hydrocephalic macrocephaly with use of virtual surgical planning - *Rebecca Compton*

Tessier 4 facial cleft with unilateral anophthalmia in the setting of amniotic band syndrome: case report and pre-surgical management. - *Marshall Newman*

The Gains and Challenges in Delivering Cleft Related Speech Service in Nigeria: A Trainee's Experience - *Nwamaka Ezeanochie*

The Impact of Insurance Carrier on the Timing of Pressure Equalization Tube Placement in Pediatric Patients with a Cleft Palate - *Lindsey Greenlund*

The World Cleft Coalition and the development of international programme standards in cleft care: Next steps. - *Serena Kassam*

Treatment of Torticollis with Cranial Deformity: A Retrospective Cohort Study Comparing Physical Therapy Treatment versus Physical Therapy

and Cranial Remodeling Orthosis
- *Brian Macias Martinez*

Utilization of the Newborn Hearing Screen as an Opportunity to Improve Access to Care for Neonatal Ear Molding - *Clinton Morrison*

Velopharyngeal Characteristics in Aarskog-Scott Syndrome: A Case Report - *Lakshmi Kollara, Brian Kellogg*

"The Scarab Technique" as Delayed Management for Patients with Sagittal Craniosynostosis - *Andrea Roca*

7:00-8:00am | 302A Instructional Courses & Study Sessions 3

22q Team Care: Different Models, Same Goal - *Jill Arganbright, Emily Gallagher, Hany Ale-Escobar, Vandana Shashi, Donna McDonald-McGinn*

305A

Musculoskeletal Disorders in the Cleft Provider: Review and Recommendations - *Lindsay Schuster*

301AB

Psych 101: Psychosocial Needs and Interventions Across the Lifespan - *Patricia Marik, Cassandra Aspinall, Canice Crerand, Laura Garcia, Alexis Johns, Leanne Magee, Nicola Stock, Meredith Albert*

306ABC

Strategies for optimizing audiologic assessments and minimizing sedation for young children with cleft lip/palate and craniofacial conditions - *Krista Roper, Daniel King, Christine Holmes, Karma Tockman, Jeff Cheng, Eileen Raynor, Ana Maria Fernandez, Carlee Jones, Alexander Allori*

Ballroom AB

Use of Videoconferencing for the Assessment of Feeding in Infants with Cleft Palate - *Mariana Arroyo Flores, Naomi Schneider, Anna Meehan, Alyssa Fogolin, Lauren Madhoun, Carrie Heike, Canice Crerand*

7:00am | Room 304 ASCFS Breakfast (ASCFS Members Only)

Concurrent Sessions 1

8:30-9:30am | 301AB

ASCFS Linton Whitaker Lecture Irene Mathijssen, M.D.

8:30-10:00am 306ABC

Evidence-Based Speech Therapy Intervention - *Triona Sweeney, Linda Vallino-Napoli, Cassandra Alighieri, Debbie Sell, Jill Titterington, Emilie Hagberg*

8:30-10:00am Ballroom AB

Management of Bilateral Alveolar Clefts - *Hitesh Kapadia, Bonnie Padwa, David Khechoyan, James MacLaine, Jeffrey Hammoudeh, Ramon Ruiz*

Concurrent Sessions 2

10:15-11:35am

Ballroom AB CLP Surgery 1

(10:15 AM) Secondary alveolar bone grafting timing comparison in non-syndromic complete cleft lip and palate: A volumetric CBCT study. - *Puttipong Sripinun*

(10:25 AM) Failure Rates Based on Alveolar Cleft Size: An Analysis of the Critical Size Defect for rhBMP-2/DBM and ICBG in Alveolar Cleft Repair - *Idean Roohani*

(10:35 AM) What defines 'Success' in Autologous Alveolar Cleft Bone Grafting? A Meta-analysis of 132 studies with 8751 patients - *Akriti Choudhary*

(10:45 AM) A National Analysis of Adverse Events between Outpatient versus Inpatient Alveolar Bone Grafting - *Idean Roohani*

(10:55 AM) Alveolar grafting outcomes associated with surgical premaxillary repositioning in cleft lip and palate: bone morphogenetic protein (rhBMP-2) versus iliac crest. - *Cristiano Tonello*

(11:05 AM) Assessment and Validation of Preoperative Three-Dimensional Volumetric Analysis to Predict Bone Graft Success in Alveolar Cleft Reconstruction - *Pasha Shakoori*

(11:15 AM) One stage versus two stage alveolar bone grafting for repair of bilateral cleft palate - *Kiersten Woodyard*

(11:25 AM) The Need for Subsequent Soft Tissue Alveoloplasty Following Buccal Flap Palatoplasty - *John Girotto*

10:15-11:45am | 302A CLP Surgery 2

(10:15 AM) Changes due to Growth of the Lip and Nose after Primary Cheiloplasty for Unilateral Cleft Lip and Evaluating the Effect of the Surgery - *Mariko Noto*

Friday May 5th 2023 *continued*

(10:25 AM) Aesthetic outcomes from age 7-22 years in cleft lip/palate: Exploration of CLEFT-Q results from a multi-center cleft and craniofacial network - *Kristina Dunworth*

(10:35 AM) 3D objective measures for grading the primary unilateral cleft lip nasal deformity: lateral deviation of subnasale is both a clinical and morphologic index of unrepaired cleft severity - *Raymond Tse*

(10:45 AM) A multicentre study to assess speech outcomes at the age of 5 years in children with complete bilateral cleft lip and palate: a comparison of single-stage versus two-stage lip repair techniques - *Bhavika Khera*

(10:55 AM) Bioresorbable Plates as an Alternative for Columellar Support in Secondary Cleft Rhinoplasty - *Amalia Gomez-Rexrode*

(11:05 AM) Anatomical subunit approach to the primary cleft nose deformity: an algorithm metric based concept - *Derek Mendonca*

(11:15 AM) A Comparison of Revision Rates in Patients Undergoing Traditional versus Neonatal Cleft Lip Repair- *Sarah Alfeerawi*

(11:25 AM) A Review of Bilateral Cleft Lip Repairs at Two Sub-Regional Centers in Nigeria - *Oti Nimi Aria*

(11:35 AM) Premaxillary setback with posterior vomerine osteotomy and Bilateral Cleft Lip repair: Case series - *Usama Hamdan*

10:15-11:45am | 305A Craniofacial Surgery 1

(10:15 AM) A Primer Course for Pediatric Cleft and Craniomaxillofacial Surgery Fellows - *Jeffrey Taylor*

(10:25 AM) Long-term Outcomes of Regional Morphology in Spring-mediated Cranioplasty and Cranial Vault Remodeling - *Blake Dunson*

(10:35 AM) Demographic Disparities in Surgical Outcomes of Patients with Craniosynostosis - *Collean Trotter*

(10:45 AM) Creation of the Scaphocephalic Index: a System of Regional and Global Measures for Scaphocephaly - *Griffin Bins*

(10:55 AM) Three-dimensional analysis of facial asymmetry in unilateral lambdoid craniosynostosis - *Lucas Harrison*

(11:05 AM) A Multi-Institutional Analysis of Perioperative Outcomes in Syndromic Craniosynostosis - *Daniel Cho*

(11:15 AM) The Effect of Durotomies on Outcomes in Cranial Vault Remodeling for Craniosynostosis - *Daniel Cho*

(11:25 AM) Frontal Sinus Pneumatization in Craniosynostosis - *Michael Golinko*

(11:35 AM) Cranial Morphology Differences Between Scaphocephalic and Normocephalic Patients with Nonsyndromic Single-Suture Sagittal Craniosynostosis - *Alexander Velazquez*

10:15-11:45am | 301AB Psychosocial/Quality of Life

(10:15 AM) The Impact of Age and Sex on Patient/Guardian-Reported Psychosocial Outcomes in Children with Cleft/Craniofacial Differences - *Peter Dinh*

(10:25 AM) Longitudinal and Cross-Sectional Assessment of Health and Psychosocial Outcomes in Young Children with Cleft Palate - *Canice Crerand*

(10:35 AM) Mental health in children and adolescents with sagittal synostosis. - *Rachel Roberts*

(10:45 AM) Toolkit for navigating appearance-focused conversations and promoting acceptance of diverse appearances in children aged 4-11 years - *Jade Parnell*

(10:55 AM) Early Medical and Surgical Experiences of Caregivers of Children with Craniofacial Microsomia - *Alexis Johns*

(11:05 AM) Increasing Craniofacial Care Provider Competence in Addressing Mental Health Concerns - *Laura Garcia*

(11:15 AM) Depression and Patient-Reported Psychosocial and Speech Outcomes in Patients with Cleft Lip and/or Palate - *Lauren Salinero*

(11:25 AM) Facial Mimicry and Emotion Recognition in Children with Cleft Lip and Palate - *Robert Brinton Fujiki*

(11:35 AM) Motivational Interviewing to Improve Adherence in Craniofacial Care - *Laura Garcia*

10:15-11:45am 306ABC Speech/VPI 1

(10:15 AM) Development of Consistent Velopharyngeal Closure for Stop Consonants in Children with Repaired Cleft Palate - *David Zajac*

(10:25 AM) Accounting for linguistic diversity in English-Spanish speaking toddlers with cleft palate: Use of a bilingual vocabulary scoring protocol - *Chelsea Sommer*

(10:35 AM) Do patient-specific anatomic factors in the first year of life influence speech outcomes for children with cleft palate at age three? - *Kazlin Mason*

(10:45 AM) Investigating relationships between severity ratings of perceptual speech characteristics: A confirmatory factor analysis
- *Sara Kinter*

(10:55 AM) Comparing Speech-Language Profiles of Children with Nonsyndromic and Syndromic Craniosynostosis - *John Munday*

(11:05 AM) Exploration of a Cleft-Specific Outcomes Registry: Influence of Age, Phenotype, and Treatment Center on Speech Quality
- *Kristina Dunworth*

(11:15 AM) Prevalence and Consistency of Obligatory Nasal Turbulence During Production of Stop Consonants in Children with Repaired Cleft Palate - *David Zajac*

(11:25 AM) How many speech and jaw surgeries are necessary? A review of 164 patients with Veau 3&4 clefts followed to maturity; comparing results of repairs based on the Anatomic Cleft Restoration Philosophy (ACRP) with Traditional/Hybrid repairs.
- *Robert Mann*

(11:35 AM) Understanding the impact of the COVID-19 pandemic on the early language development of children born with cleft lip and/or palate.
- *Lucy Southby*

11:45am | Room 402 Program 2024 Task Force Committee Meeting

11:45am | Room 304 ASCFS Lunch (ASCFS Members Only)

12:00pm | Room 302C Care Coordination SIG

12:00pm | Room 302B 22q11.2 Related Disorders SIG

Concurrent Sessions 3 1:00-2:30pm Ballroom AB CLP Surgery 3

(1:00 PM) Use of Maxillary Nerve Blockade in an Enhanced Recovery After Surgery (ERAS) Pathway for Primary and Revision Cleft Palate Repair - *Mohammad Esfahanian*

(1:10 PM) Implementation of an Enhanced Recovery After Surgery Protocol for Cleft Palate Repair
- *Samuel Hopper*

(1:20 PM) Enhanced Recovery after Cleft Palate Surgery: Protocol Development and Implementation in Outreach Settings - *Robert Younan*

(1:30 PM) Effect of COVID-19 Lockdowns on Timing of Cleft Palatoplasty - *Ibrahim Khansa*

(1:40 PM) The Impact of Sociodemographic Disparities on Access to and Outcomes of Cleft Palate Repair in the United States: A Systematic Review of the Literature
- *Naikhoba Munabi*

(1:50 PM) The Implications of Pregnancy Termination Policy on Cleft Lip and Palate Incidence
- *Alexandra Junn*

(2:00 PM) Furlow Palatoplasty as Day Case Surgery - A Regional Cleft Unit Experience. - *Neala Glynn*

(2:10 PM) CLEFT-Q Value Added: Quantifying Clinical Benefit of Patient-Reported Outcomes Measure in Routine Outpatient Visits
- *Lauren Salinero*

(2:20 PM) Evolution of Field Cleft Surgery Experience: a Ten-Year Review
- *Ifeanyichukwu Onah*

1:00-2:10pm | 305A Craniofacial Biology/ Genetics/Imaging

(1:00 PM) Association of Reproductive Healthcare Utilization with Birth Prevalence of Cleft Lip and Palate in a Population-Based Analysis
- *Kiersten Woodyard*

(1:10 PM) Abnormalities of TBX1 Result in Broad Overlapping Features of 22q11.2 Deletion Syndrome
- *Donna McDonald-McGinn*

(1:20 PM) Velopharyngeal MRI atlases in cleft care: A highly innovative method to assess dynamic velopharyngeal function - *Jamie Perry*

(1:30 PM) Growth and Symmetry of the Levator Veli Palatini Muscle Within the First Two Years of Life
- *Katelyn Kotlarek*

(1:40 PM) Sexual dimorphism in velopharyngeal anatomy of nine- and ten-year-old children - *Eshan Schleif*

(1:50 PM) The Utility of Foetal MRI to Detect Cleft Palate - A Ten Year Review - *Serena Martin*

(2:00 PM) CT-based 3D-Printed Occlusal Splints for Repair of Acute Occlusal Trauma: A Feasibility Study
- *Eric Zeng*

1:00-2:20pm | 306ABC Craniofacial Surgery 2

Friday May 5th 2023 continued

(1:00 PM) Natural History of Costochondral Grafts for Hemifacial Microsomia: 24-Year Experience of a Single Surgeon - *Carlos Barrero*

(1:10 PM) Pruzansky Classification Predicts Airway Severity in Hemifacial Microsomia - *Carlos Barrero*

(1:20 PM) Surgical Correction of Orbital Malposition: Indications for the Use of the Box Osteotomy and Facial Bipartition - *Eric Nagengast*

(1:30 PM) Perioperative Morbidity of Midface Advancement in Patients with Syndromic Craniosynostosis: Risk Stratification of Transcranial Approaches - *Matthew Pontell*

(1:40 PM) Soft Tissue Changes Following Midface Surgery: A Comparison Between LeFort III and Monobloc Frontofacial Advancement - *Connor Wagner*

(1:50 PM) Factors Predicting Final Jaw Position following Cleft Lip or Palate in Skeletally Mature patients - *Michael Edgar*

(2:00 PM) Maxillary Segmental Distraction to Close Large Alveolar Cleft Defects: A long term follow-up study - *Michael Lypka*

(2:10 PM) The use of 3D Technology in Reconstruction of the Mandible in Children with Craniofacial Microsomia Using Costochondral Grafts - *Omri Emodi*

1:00-2:20pm | 301AB Feeding/Nutrition/ Nursing

(1:00 PM) Prenatal Diagnosis of Facial Clefts- Does it Matter? - *Alyssa Valenti*

(1:10 PM) Attributes that Increase Vulnerabilities to Reduced Human Milk Feeding Outcomes Among Babies with Cleft Lip and Palate Admitted to the NICU - *Neda Tahmasebifard*

(1:20 PM) Growth velocity in U.S. children with orofacial clefts in the first 6 months of life - *Christy McKinney*

(1:30 PM) Current Post-Operative Feeding Practices Following Cleft Lip and Palate Repair for Infants with Cleft Palate - *Jessica Williams*

(1:40 PM) Educational Material Related to Feeding Utensils for Babies with Cleft Lip and Palate - *Maria Natalia Leite de Medeiros-Santana*

(1:50 PM) "I Can't Provide What My Child Needs": Early Feeding Experiences of Caregivers of Children with Craniofacial Microsomia - *Bruna Costa*

(2:00 PM) A Beginner's Guide to Lactation Counseling: Educating and Empowering Families of Newborns with Clefts about the Benefits of Breast Milk - *Melisande Ploutz*

(2:10 PM) Patient experiences with and perceptions of challenges in orofacial cleft care in South Carolina - *Carlos Martinez*

1:00-2:30pm | 302A Speech/VPI 2

(1:00 PM) Effects of Surgery for Velopharyngeal Insufficiency (VPI) on Articulation Errors (AE) and Compensatory Misarticulations (CMA) - *Hannah Sanford-Keller*

(1:10 PM) A Quarter Century Review of Socioeconomic Disparities in Submucous Cleft Diagnosis and Outcomes - *Collean Trotter*

(1:20 PM) Progression of Speech Outcomes by Cleft Type: A 30-Year Experience with Modified Furlow Palatoplasty - *Lauren Salinero*

(1:30 PM) A National Comparison of Outpatient and Inpatient Procedures for Correcting Velopharyngeal Insufficiency - *Idean Roohani*

(1:40 PM) Quarter Century Review of Velopharyngeal Insufficiency Rates between Palatoplasty Techniques among Patients with Robin Sequence - *Idean Roohani*

(1:50 PM) A Comprehensive Scheme for Classifying VPI Surgeries and the Intentional Technique Variations Among Surgeons - *Raymond Tse*

(2:00 PM) The introduction of a 'dog leg', retro-positioning of palatoglossus and reconstruction of the anterior tonsillar pillars at primary palate repair reduces VPI rates and need for speech surgery - *Jane Kerby*

(2:10 PM) Examination of fistula rate and need for speech surgery in 242 cleft palate repairs at a tertiary care center - *John Phillips*

(2:20 PM) The development of the first training and assessment and treatment materials for cleft palate speech in Madagascar: Outcomes and lessons learned for future cleft speech capacity building - *Catherine Crowley*

2:45pm | 306ABC ACPA Member Business Meeting

Concurrent Sessions 4 4:00-5:30pm | 306ABC CLP Surgery 4

(4:00 PM) Comparative Outcomes Assessment of Velopharyngeal Insufficiency and Oronasal Fistula Following Modified Furlow versus Straight Line Palatoplasty—What Modifiable Factors Affect Outcomes? - *David Cao*

(4:10 PM) Anatomical and Physiological Changes Following Primary Palatoplasty Using the

Buccal Flap Approach
- *Abigail Haenssler*

(4:20 PM) Radical Overlapping
Intravelar Veloplasty During Primary
Cleft Palate Repair Results in
Decreased Secondary Speech Surgery
- *Dale Podolsky*

(4:30 PM) Comparing surgical costs and
risks of Traditional and Anatomic Cleft
Restoration Philosophy-based repairs:
framing the full cost & risk picture by
evaluating direct surgical costs & number
of surgeries required by completion of
treatment at maturity - *Robert Mann*

(4:40 PM) Pain management outcomes
in primary Furlow palatoplasty with
and without buccal flap augmentation
- *Austin Lignieres*

(4:50 PM) Analysis Of Structural And
Functional Outcomes Of Primary
Palatoplasty. - *Adeola Olusanya*

(5:00 PM) Speech and Orthodontic
Outcomes in One- versus Two-Stage
Cleft Palate Repair: An Eight Year
Follow-Up - *Karen Leung*

(5:10 PM) Longitudinal Experience with
Palate Repair using an Interpositional
Buccal Fat Pad Flap: Active Mitigation of
the Risk and Severity of Velopharyngeal
Insufficiency - *Raquel Ulma*

(5:20 PM) Single Stage Repair of Cleft
lip and Palate - The Experience of Two
Centers in Nigeria - *Ifeanyichukwu Onah*

4:00-4:55pm | 302A Craniofacial Surgery 3

(4:00 PM) The Need for Additional
Surgery Following Passive versus
Active Approaches to Syndromic
Craniosynostosis - a Meta-Analysis and
Review - *Joshua Grosser*

(4:10 PM) Hospital Variation and
Resource Use for Infants with
Craniosynostosis Undergoing

Open, Endoscopic, and Distraction
Osteogenesis Operative Techniques
- *Melissa Kanack*

(4:20 PM) A Nationwide Analysis
of the Impact of Patient Factors on
Surgical Outcomes in Patients with
Craniosynostosis - *Eloise Stanton*

(4:30 PM) An Automated Tool for
Differentiating Lambdoid Craniosyn-
ostosis and Deformational Plagiocephaly
- *Griffin Bins*

(4:40 PM) Meeting the Need:
Lessons Learned from the American
Society Maxillofacial Surgeons
Craniomaxillofacial Course in Vietnam
- *Phuong Nguyen*

(4:50 PM) Hearing Loss and Severity
of Symptoms in Nonsyndromic
Craniosynostosis - *Sammy Othman*

4:00-5:30pm Ballroom AB Dentistry/ Orthodontics

(4:00 PM) The New 3D-printed Na-
soalveolar Molding Appliance or the
Expectable Manual Technique, which
is better? Results from A Randomized
Comparative Trial - *Mohamed Abd
El-Ghafour Omar*

(4:10 PM) Correction of severe vertical
excess of the premaxilla in growing
patients with bilateral cleft lip and
palate patients avoiding the need for
premaxillary osteotomy.
- *Maria Meazzini*

(4:20 PM) Orthodontic Pre Grafting
Closure of Large Alveolar Bony
and Soft Tissue Gaps: Nonsurgical
Protraction of the Lesser Segments in
Growing Patients With Cleft Lip and
Palate - *Maria Meazzini*

(4:30 PM) Circummaxillary sutural
maturation in surgically treated
cleft lip and palate: method of
classification and clinical implications
- *Maria Meazzini*

(4:40 PM) Cephalometric changes
associated with late maxillary
protraction vs. LeFort I surgery
- *Stephen Yen*

(4:50 PM) "Presurgical Infant
Orthopedics in LMICs: Demographic
variables, results' quality, and access
analyzed through Smile Train STX
database" - *Daniela Tanikawa*

(5:00 PM) Maxillary Growth Patterns
Following Buccal Flap Cleft Palate
Reconstruction - *John Giroto*

(5:10 PM) Comparison of Furlow and
Straight line Repair Techniques on
Transverse Dental Arch Dimensions
and Extent of Orthodontic
Intervention - *Collean Trotter*

(5:20 PM) Nasal molding system for
improved outcomes in primary cleft
nasal deformity. - *Martha Mejía*

4:00-5:20pm | 301AB ENT/Audiology/OMFS

(4:00 PM) Hearing Loss in Patients
with 22q11.2 Deletion Syndrome: a
Review of 689 Patients
- *Jill Arganbright*

(4:10 PM) Polysomnography in
Children with 22q11.2 Deletion & 22q
Duplication Syndrome: Relationship to
Genetic Diagnosis, Parent-Reported
Symptoms, and Calcium Levels
- *Dave Ingram*

(4:20 PM) Outcomes after first
myringotomy tube insertion in children
with cleft pathology treated at an
approved ACPA Centre - *Claudia Malic*

Friday May 5th 2023 *continued*

(4:30 PM) Trends in Dental Development Following Early Tongue Reduction in Beckwith-Wiedemann Syndrome - *Matthew Pontell*

(4:40 PM) The Effect of the Degree of Mandibular Distraction Osteogenesis on Palatoplasty Timing in Patients with Micrognathia and Cleft Deformities - *Collean Trotter*

(4:50 PM) Burden of Care of Delayed Extubation following Mandibular Distraction Osteogenesis - *Collean Trotter*

(5:00 PM) Radiographic Evidence of Dental Complications Following Mandibular Distraction Osteogenesis: Inverted-L versus Straight Osteotomy - *Carlos Barrero*

(5:10 PM) Characterizing Intranasal Anatomy and Airway Morphology in Patients with Dentofacial Deformities: A Retrospective Study - *Nicolas Kaplan*

4:00-5:20pm | 305A Facial Trauma

(4:00 PM) 3D Printing of Orbital Floor Stamps: Feasibility and Efficacy in Reconstruction of Orbital Floor Fractures - *Eric Zeng*

(4:10 PM) Balancing Improved Survival and Long-term Outcomes After Surgical Treatment of Pediatric Head and Neck Cancer - *Collean Trotter*

(4:20 PM) Demographics, Injury Patterns and Associated Injuries in 3,334 Pediatric Facial Fracture Patients Treated at a Single Institution - *Zhazira Irgebay*

(4:30 PM) Health Disparities in Pediatric Facial Fractures and Trauma: A Retrospective Analysis of 2,691 Patients - *Joseph Mocharnuk*

(4:40 PM) Optimizing 3D Print Time: Rapid-Printed Models for Acute Craniomaxillofacial Trauma - *Isabel Scharf*

(4:50 PM) Predictors of 30-day Post-operative complications after adult cranioplasty: a study of 3126 procedures from the National Surgical Quality Improvement (NSQIP) database - *Akriti Choudhary*

(5:00 PM) Characteristics of Pediatric Facial Fractures from Winter Recreational Sports and Activities - *Anne Glenney*

(5:05 PM) Characteristics of Mandibular Fractures in the Pediatric Population - *Zhazira Irgebay*

(5:10 PM) A Mobile-based Augmented Reality Model for Diagnostic and Spatial Assessment Tasks Evaluating Traumatic Craniofacial Fractures - *Solomon Lee*

Discussion

4:00-5:15pm | 302C Health Services Research/ Epidemiology

(4:00 PM) Development and Item Reduction of a Pierre Robin Sequence Quality of Life Instrument - *Jonathan Skirko*

(4:10 PM) Developing a patient centered research priority list for children with Pierre Robin sequence - A Delphi Ranking Study - *Jonathan Skirko*

(4:20 PM) Timing of Alveolar Bone Grafting and Barriers to Care - *Elizabeth Bushong*

(4:30 PM) Dose-Dependent Response of Maternal Peripartum Smoking in Birth Prevalence of Clefts - *Kiersten Woodyard*

(4:40 PM) Advocating for publicly insured patients with craniofacial differences, a state level experience to improve orthodontic treatment coverage. - *Sylvia Dominguez*

(4:50 PM) Disparities between geographic distribution of cleft care teams and birth prevalence of cleft lip and palate - *Kiersten Woodyard*

(5:00 PM) A National Analysis of the Association between Cleft Palate and Various Congenital Comorbidities - *Eloise Stanton*

(5:10 PM) Cleft Summit 2022 - *Raj Vyas*

6:00pm | 402 President's Circle Reception

*Invitation Required

6:45pm | Ballroom AB Awards Ceremony and Gala Dinner

Saturday May 6th

7:00-8:00am | 302B Instructional Courses & Study Sessions 4

Beyond Bottle Selection
- *Jenny Kern, Anne Hardy, Jillian Sugg*

302A

Managing the Cleft Dental Gap in Skeletally Mature Patients.
- *Pat Ricalde, Victoria Palermo*

302C

Obstructive Sleep Apnea 101
- *Jill Arganbright, Dave Ingram*

8:15-9:45am | 302B Panels 4

Are Diversity, Inclusion and Access to Cleft Care Simply a Place at the Table or a Directive to Lead the Table?
- *John van Aalst, Thao Wolbert, Thomas Imahiyero, Russell Reid, Noopur Gangopadhyay, Renata Maricevich, Shay Dean*

302A

Balancing Orthognathic and Speech Needs in Patients with Repaired Cleft Palate: Implications for Surgical Management - *Adriane Baylis, Davinder Singh, Patricia Beals, Sara Kinter, Cory Resnick*

Concurrent Sessions 5 10:00-11:00am | 302A ASCFS President's Invited Lecture Michael Klebuc, M.D.

10:00-11:00am | 302C Orthognathic Surgery

(10:00 AM) LeFort I Horizontal Osteotomy "Sweet Spot"
- *Alexandra Verzella*

(10:10 AM) Management of condylar resorption and the Class II open bite deformity: when to use the costochondral graft - *David Best*

(10:20 AM) Change in Lower Lip Position Following LeFort I Osteotomy in Patients with Bilateral vs Unilateral Cleft Lip and Palate - *Jill Schechter*

(10:30 AM) Position and shape assessment of the mandibular condyle after one year of orthognathic surgery in patients with cleft lip and palate - *Renato Yassutaka Faria Yaedu*

(10:40 AM) Effect of Orthognathic Surgery on Speech Outcomes in Patients with History of Modified Furlow Palatoplasty - *Carlos Barrero*

(10:50 AM) Comparison of one-jaw and two-jaw design in virtual surgery planning for patients with class III dentofacial problem
- *Yoshitsugu Hattori*

10:00-11:00am | 302B Short Talks 3

(10:00 AM) Prolabial Augmentation of Upper Lip (PAUL) Turnover Flap in Bilateral Cleft Lip Repair. - *Ruth Tevlin*

(10:05 AM) Pediatric Nasal Stents: An Experience with the Engineering Design Process - *Benjamin Kirby*

(10:10 AM) Breathe Implants (a titanium implant) can be used to reduce symptoms of airflow obstruction and improve symmetry at

the time of secondary rhinoplasty in patients with Cleft lip and/or palate
- *Jane Kerby*

(10:15 AM) Comparison of 3D facial photographs and clinical documentation for progressive hemifacial atrophy - *Tyler Nguyen*

(10:20 AM) An Assessment of Adverse Events in Patients with 22q11.2 Deletion Syndrome Undergoing Palatoplasty: A Review of the NSQIP Pediatric Database - *Hannah Bergman*

Discussion

(10:30 AM) Examining the Need for Postoperative Intensive Care Unit Admission Following Open Cranial Vault Remodeling - *Andrea Hiller*

(10:35 AM) Postoperative TXA infusion in treatment of craniosynostosis with strip craniectomy: To continue or not to continue? - *Nicole Kurnik*

(10:40 AM) Airway changes in syndromic craniosynostosis: a 3D tomographic study and Computational Fluid Dynamics Modeling of Respiratory Airflow
- *Ivy Trindade-Suedam*

(10:45 AM) Posterior Cranial Vault Distraction: A 10 Year Review of Surgical Outcomes at a Tertiary Center
- *Allyson Huttinger*

(10:50 AM) Patient-specific predictors for stability of velopharyngeal function following LeFort I maxillary advancement surgeries - *Katherine Dillon*

Discussion

11:00am-12:30pm 302A

ASCFS PostCon Panel, Protocols for Diagnostic and Periop Management of Complex Airways in Pierre Robin: Best Practices to Keep the Babies Safe? - *Jordan Swanson, Ryan Borek, Steve Metcalf, Warwick Ames*

ACPA's 2023 Program Task Force

The ACPA Board of Directors acknowledges the 2023 Program Task Force for its efforts in creating ACPA's 80th Annual Meeting. Thank you for working to make this meeting a success.

Oksana A. Jackson, MD (Chair)
Catharine B. Garland, MD
(Co-Chair)
Maureen Smith Andrews, MSN
Jill Arganbright, MD
Lauren Beckett, MS, CCC- SLP
Azeez Butali, DDS, PhD
Canice E. Crerand, PhD
Kelly N. Evans, MD

Brenda K. Fetter, MA, CCC-SLP
Patrick K. Kelley, MD
Richard E. Kirschner, MD
Mark A. Miller, MD, DMD
Jessica Ogawa, MD
Bonnie L. Padwa, DMD, MD
Eileen M. Raynor, MD
Cory M. Resnick, MD
Kathy A. Russell, DDS, MSc

Michelle Scott, DDS
Michele G. Vidulich, PA-C
Natalie R. Wombacher, MS
Adriane L. Baylis, PhD, CCC-SLP
(Ex-Officio)
Judy Marciel, MSN, RN,
CPNP-PC, PCNS, CWCN, APRN
(Nurse Planner)

Thank you to all ACPA Committee, Panel, and Task Force members for their hard work and dedication. A full list of these members can be found on the ACPA website at [ACPAcares.org/volunteer-leadership/](https://www.acpa.org/volunteer-leadership/).

ACPA Board of Directors

ACPA is governed by the Board of Directors, which establishes Association policy and monitors activities as they are implemented by the National Office Team. ACPA committees work to implement the strategic plan developed by the Board of Directors.

BOARD MEMBERS

President

John F. Caccamese, DMD, MD, FACS
University of Maryland

Kelly Nett Cordero, PhD, CCC-SLP
*Phoenix Children's Center for Cleft
and Craniofacial Care*

ACPA Advocacy Committee

Greg Bowden
Johns Hopkins Carey Business School
Ex-Officio

President-Elect

Adriane L. Baylis, PhD, CCC-SLP
*Nationwide Children's Hospital & The
Ohio State University*

Sean P. Edwards, MD, DDS, FACS,
FRCDC
University of Michigan

ACPA Family Resources Committee

Amy Mendillo, MM, MPP
Freelance Writer
Ex-Officio

Past President

John A. Giroto, MD, MBA, FAAP, FACS
Helen DeVos Children's Hospital

Deji V. Fashemo, DDS, MPH
*Fourth Dimension Orthodontics &
Craniofacial Orthopedics at Medical
City Dallas Hospital*

Editor, The Cleft Palate Craniofacial Journal

Jamie L. Perry, PhD, CCC-SLP
East Carolina University
Ex-Officio

Vice President

Oksana A. Jackson, MD
Children's Hospital of Philadelphia

Krishna G. Patel, MD, PhD
Medical University of South Carolina

ACPA Executive Director

Adam M. Levy, CAE
*American Cleft Palate Craniofacial
Association*
Ex-Officio

Vice President-Elect

Steven L. Goudy, MD
Children's Healthcare of Atlanta

Melisande J. Ploutz, CPNP, CLC
*University of Rochester Medical
Center*

Communications Officer

James J. Cray, PhD
*The Ohio State University College of
Medicine*

Lindsay A. Schuster, DMD, MS
*UPMC Children's Hospital of
Pittsburgh, University of Pittsburgh*

Treasurer

Scott A. Dailey, PhD, CCC-SLP
University of Iowa Hospitals & Clinics

Advocacy Central




Advocacy is an important pillar of our strategic plan. Stop by our Advocacy Central table in the exhibitor hall to learn more about how you can engage to support your profession and patients.

If you have not already done so, take our advocacy survey using the QR code below!* As members and providers in the communities where we live and work, your voices and opinions are extremely influential. The survey will take very little of your time, but your participation will make a tremendous difference.

*Only individuals residing in the United States should take the survey.





2022 PRESIDENT'S CIRCLE MEMBERS

ACPA celebrates annual leadership contributions from members, families, and friends. We are beyond grateful to our President's Circle Members for their generous gifts of \$1,000 or more. President's Circle gifts make a tremendous impact at ACPA.

PRESIDENT'S CIRCLE KEYSTONE SOCIETY (\$10,000+)

CleftStrong 5K
(Ray and Chelsea Ortiz)

PRESIDENT'S CIRCLE GOLD LEVEL (\$3,000 - \$9,999)

Stephen* and Patricia* Beals (Craniofacial Foundation of Arizona)
Silvia* and Wescott Blemker
Lynn* and Brad Fox
Marilyn C. Jones*
Kathleen A Kapp-Simon*
Land Realty, Inc.
Renee M Powell

**PRESIDENT'S CIRCLE
SILVER LEVEL
(\$1,000 - \$2,999)**

Anonymous*

Anonymous

Adriane L. Baylis*

Michael L. Beckley*

Samuel Berkowitz*

Thomas Biermann

Greg and Kristen Bowden

Sebastian Brooke*

Richard* and Cheryl Bruun

Richard* and Ann Burton

John F. Caccamese*

Marilyn A. Cohen*

Bernard J. Costello*

Canice E. Crerand*

Claudia Crilly Bellucci*

Scott* and Julie Dailey

Lisa R. David*

Amelia F. Drake*

John A. Girotto*

Anna Glazer Simon

Matthew R. Greives*

Yvonne R. Gutierrez*

Tasha E. Hall*

Ron R. Hathaway*

William Y. Hoffman*

Banafsheh Hosseinian

Oksana A. Jackson*

John N. Jensen

Rohit K. Khosla*

Sara Kinter*

Katelyn Kotlarek*

David Kuehn*

Janice F. Lalikos*

Adam* and Rachel Levy

David W. Low*

Jeffrey L. Marsh*

Timothy J. Marten*

Aaron C. Mason*

Martha S. Matthews*

Samuel M. Maurice*

Krishna G. Patel*

Jamie L. Perry*

Michael Petersen

Philly Phaces

Andrea O. Ray*

Pat Ricalde*

Carolyn Rogers-Vizena*

Andrew Severance

Steven* and Shannon Smiley

Peter* and Jody Spalding

Gregory D. Subtelny

Douglas Swol

Sherard Austin Tatum*

Raymond Tse*

Karin Vargervik*

John E. Volz*

Martha Weber

Sasha and Nichelle Weintraub

Joseph K. Williams*

Kristina Wilson*

Laura A. Workman*

Isaac Leake Wornom*

2022 DONORS

Gifts of all sizes help transform care that is delivered throughout our ACPA Approved Teams. We are extremely grateful to everyone who supported our mission last year.



FRIEND *continued*

Randi Berghorst
Amanda Berghorst Vanmaanen
Jessica Berry
Ann Blanton*
Nadine Block
Melanie J. Blumenthal*
Bonnie B. Boerema*
Anthony Bohan
Rebecca P. Bolon*
Ashley Bourq
Marcus Bowen
Denise Brandon
Cindi Broker
Karl C. Bruckman*
John and Peggy Bryner
Cindy Buckreus
Shannon Bufmack Calhoun
Benjamin Burton
Richard E. Campbell*
Louise Caouette-Laberge*
Angelo Capozzi
Pam Carender
Hollie Carlson
Kathy Carman
Jessica Carroll
Jami Carter
Terry Casper
Patricia Cassidy-Dodrill
Michael G. Cedars*
Karin Ceppos
Guillermo E. Chacon*
Thad Champlin*
Mimi T. Chao*
Elysa M Chapa*
Kathy L. Chapman*
Genevieve Chiasson*
Patricia* and Anthony Chibbaro
KyungHoon Chung*
Mary Church*
Rita Cicchetti
Shelley R. Cohen*
Ellen R. Cohn*
Commercial Van Interiors
Stephen F. Conley*
John Connell
Sue and Ken Conrad
Lisa Cooper

Rick Cooper
Kim Core
Bradford Cotter
Sarah Creel
Taryl Crisp*
John W. Cross
Nancy Cupp
Court B. Cutting*
Kali Cztro
Kaushal Dalal
Jason E. Dashow*
John Daskalogiannakis*
Jaime De Jesus-Vinas*
Donna Dean
Anne R. DeLaney*
Keira Denton
Judy Dicarlo
Rachel P. Dies*
Sylvia Dietsch
Liz Diller
Kat DL
Jean-Charles Doucet*
David East
Nancy Edgell
Kevin Edmonson
Dayna Elaine
Genevieve Elam
Omri Emodi*
Lisa English Sweeney
Arthur Esguerra
Kimberly Eubanks
Jennifer Rae Fassoth*
Linda L. Fawx*
Monique L. Felder
Michelle M. Ferketic*
Simone J. Fischbach*
Fluor Corporation
Matthew D. Ford*
Lorrie Fox
Stacey H Francis*
Brooke French*
Amy Fryback
Lois Fuller
Leonard T. Furlow, Jr.*
Austin Gaal*
Paul Galan
Rhona Beth I. Galera*

Margaret Giaquinto
Rene and Dave Gibson
Branda Gomez
Nathan Goodman
Barbara and Herbert Gorenstein
Christina Gorini
Lynn Marty Grames*
Diane Granadosin
Jay Granadosin
Teresita Granadosin
John Graves
Glen Greenstreet
Antonio Guillen
Rania A. Habib*
Mary Halloran
Cheryl Halper
Michelle Harris
Larry D. Hartzell*
Jodi Hasley
Tracey Heiniger
James Held
Patty Held
Christy Herbert
Lora Ann Hindenburg*
Arthur Hinojosa
Takashi Hirakawa*
Ben Hittle
Julie Hogun
Lizbeth Holguin*
John Hopkins
Ana Horta
Alycia Hosking Garsow
Lois Jean Houpe
Lauren Huster
Ruth Ilada De Marlin
Nivj Ini
Inova Children's Hospital
Craniofacial Program
Amy Iozzi
Joy Isbell
Noel Jabbour*
Julie Jackson
Ronald S. Jacobson*
Tarcia James
Jenny Jenner
Alexis L. Johns*
Matthew D. Johnson*

Todd Jones
Robert S. Julian*
Tracy Justice
Deborah Kacmarynski*
Krishan Kant
Bonnie Keirn
Jen Kelly
Abby Kerley
Deborah Kesel
Heather and Mark Kindy
Barbara King
David Neil Kirkman
Gregory Kissel
Barbara Klein
Azure Sarah Koehler*
Ellen Kretz
Diane Lamontagne
Donald E. Larson
Donald R. Laub*
Law Plastic Surgery/International
Craniofacial Institute
David C. Leber*
Carolyn Lee
Reggie Lehne
Angelo A Leto Barone*
Daniel Levy-Bercowski*
Stephanie Lewis
Hollie Lindemann
Matt and Laura Livingood
Shawna Loftis
Jason Long
Manuela Love
Stephen Loya
Carey Lunne
Nelia Macintyre-Whitesell
Sarah Madison
Sarah Madry
Robin Maeder
Leanne Magee*
Caitlin B.L. Magraw*
Michele Manis
Debra Ellis Maresca
Priscilla Marsh
Sarah Marshall
Gary Martel
Morgan Martel
Kazlin N. Mason*

Wayne Maxwell
Ginny Mayer-Reyer
Ashley McCarty
Tom McClellan
Marlane Mccue
Kelly McEwen
Lola Melo
Amy Mendillo*
Bobby Meneses
Nigel Mercer*
Nicole Michelle
Miranda Migliore
Angela Mills*
Becky Minnick
Joseph M. Mlakar*
Brian Molloy
Karen Molt
Luis Montes*
Mark P. Mooney*
Sandy Moore
Michael J. Moran*
Beth Morphis
Kathleen Morris
Lisa M. Morris*
Katy Mulhern
Judy Mundy
Fran Muse
Roxana Mussa*
Beverly Nailling
Joseph A. Napoli*
Huan T. Nguyen*
Phuong D. Nguyen*
Jennifer L. Nordin*
Shannon M. Noto*
Sarah Olena
Aracelis Paciello
Lisa Padron
Stephanie Parker-Helmkamp
Kamlesh B. Patel*
Adriana Patino
Charles Patterson
Elton Paul Jr.
Kaylee Hanna Paulsgrove*
Laurie Peluso
Bani Pena
Shirley Pena
Pamela Perdew

Scott Peters
Senta Pfeiffer
Robyn Pheasant
George Pilipina
Benoit Piquette*
Leo Urbinelli
Jeremiah Poore
Christina Populus
Jenna Potosky
Alisha Pratt
Judy Prescott
Kathryn Preston*
Aleshia J. Pringle*
Marilyn Prouty
Caroline Radcliffe
Gabrielle Rademacher
Melissa Raines*
Tammie Ratterree
Joshua Reagan
Cory M. Resnick*
Janice R. Rockwood*
Ernesto Rojas
Martin Romero*
Brian Rubinstein*
Daniella Ottombrino Ruotolo
Doreen Ruotolo
Dennis M. Ruscello*
Iris H. Sageser*
Larry A. Sargent*
Alison R. Scheer-Cohen*
Stephanie Schultz
Lindsay A. Schuster*
Samantha Schwinderman
Todd Scott
Norma A. Service
Robert N. Severinac*
Kenneth W. Shaheen*
Rachel A. Sharnetzka*
Valerie Shea
Michael S. Shimizu*
Mary Shupert
Stephen Sica
William E. Silver*
Kirt E. Simmons*
Connie Simmons Miller
Shana Simms
Krishankant Singh

FRIEND *continued*

Jonathan R. Skirko*
Mahmud and Skrypnykova Family
Leslie Marie Slowikowski*
Gary R. Smiley*
Amanda M. Smith*
Raymond Smith
Susan Mastasio Smith
Cassi Smola*
Yolanda Snover
Chelsea Sommer*
Carolyn Spencer
Richard G. Stapleford*
Jordan P. Steinberg*
Dan and Judy Stickler
Tim and Kristen Stokley
Susan Stone
Hayleigh stordeur
Deborah J. Strike*
Michael J. Stronczek*
Laura P. Stueckle*
Hakan Sundell
Jordan Swanson*
Robert and Sherri Szebietowski
Zahrah Taufique*
Melissa Taylor
Tawana Thomas-Hawkins
Pamela Thompson
Robert J. Tibesar*
Annie Tilden
TisBest Philanthropy
Ruetima and Supakit
Titapiwatanakun
Marie M. Tolarova*
Travis T. Tollefson*
Timothy J. Tremont*
Janet Tubito
Mary Tully
David Turner
Susanna Upton*
Joan Van Den Elsen
Juan Carlos Vasquez
Bill Vaughn
Michele Gedeon Vidulich*
Tina Villalpando
Lisa Viramontes
China Ward
Carol Weekley

Molly Weisgram
Vicki Wells
Deborah Westlake Hurley
Stephanie J. White*
Carolyn Wilson*
David Wilson*
Joan Wilson
Libby Wilson*
Zachary Winder
Shea Wolfe
Janice D. Woolsey*
Michelle Worley
Jeffery Wysocky
Steve Yarger
Karen Yelden
Shane A. Zim*
David Zopf*
Edward P. Zuraw*

Tribute Gifts

A gift in honor of someone special is a wonderful way to support ACPA. Thank you to everyone who chose to make these meaningful gifts.

In Honor of Tessa Acuna

Gabrielle Rademacher
Raymond Smith

In Honor of Mandi Adams

Marcus Bowen

In Honor of David Albertson

Kevin Edmonson

In Honor of Maria Edite Almada

Nelia Macintyre-Whitesell
Lola Melo
Bobby Meneses
Alisha Pratt

In Honor of Brittney Attilio

Margaret Giaquinto
Deborah Kesel
Brian Molloy
Janet Tubito
Mary Tully

In Honor of Allie Barks

Kimberly Eubanks

In Honor of Charlene Bell

Hollie Carlson
Amy Conklin
Lisa Cooper
Judy Mundy
Yolanda Snover

In Honor of Eily Bell

Neal and Charlene Bell

In Honor of Sarah Berghorst

Randi Berghorst
Amanda Berghorst Vanmaanen
Lois Fuller
Barbara Klein
Sarah Madison
Senta Pfeiffer
Molly Weisgram
Karen Yelden

In Honor of Jessica Berry

Charles Patterson

In Honor of Becky Lynne Blackwell

Sarah Bannan
Christy Herbert

In Honor of Jillian Burgaretta

Lynds Alexandra
Mary Lou Atkinson
Patricia Cassidy-Dodrill
Rita Cicchetti
Dayna Elaine
Debra Ellis Maresca
Lisa English Sweeney
Christina Gorini
Cheryl Halper
Amy Iozzi
Jen Kelly
Barbara King
Susan Mastasio Smith
Ginny Mayer-Reyer
Nicole Michelle
Daniella Ottombrino Ruotolo

Doreen Ruotolo
Zachary Winder

In Honor of Benjamin Burton

Tim and Kristen Stokley

In Honor of

Shannon Bufmack Calhoun

Bob Bendt
Shannon Bufmack Calhoun
Tina Villalpando

In Honor of Taryl Crisp*

Aleshia J Pringle*

In Honor of Ralph M. Daily

Jami Carter

In Honor of Connie Dunn

Carolyn Lee
Jeremiah Poore

In Honor of Alecia Edwards

Andy Benoit
Stephanie Lewis

In Honor of Brian Flinn

Pamela Perdw

In Honor of Becky Fontenot

Morgan Martel

In Honor of Lynn Fox*

Fran Muse

In Honor of Allison Freeman

Kaushal Dalal

In Honor of Amber Galloway

Rick Cooper
Amy Fryback
Tracey Heiniger

In Honor of Janis Haug

Judy Dicarlo
Diane Lamontagne
Melissa Taylor

In Honor of

Daniel Lee Parker Hodges

Stephanie Parker-Helmkamp

In Honor of

Clemencia Huaracha

Adriana Patino

In Honor of Torie Huddleston

Cindy Beasley
Pam Carender

In Honor of Robyn Hughes

Norma A. Service

In Honor of Allen Humphrey

Terry Casper

In Honor of Joe Ingram

Arthur Esguerra
Joshua Reagan
Deborah Westlake Hurley

In Honor of Sara Isenhour

Abby Kerley

In Honor of Julianne Jackson

Nancy Benoit
John Graves
Julie Jackson

In Honor of Jenna Justice

Michelle Harris
Joy Isbell
Tracy Justice
Kathleen Morris
Carol Weekley

In Honor of Alex Kane*

Noopur Gangopadhyay*

In Honor of Fancy Kay

Bradford Cotter
Lisa Padron

In Honor of Brandy Koch

Gary Martel

In Honor of

Ashlee & Andrew Langston

Jessica Carroll

In Honor of James A. Lehman*

Gary S. Neiman*

In Honor of Adam Levy*

Susan Stone

In Honor of David Li

Anonymous

In Honor of Andrew Livingood

Karen Molt

In Honor of Allegra Lothes

Shawna Loftis

In Honor of Nicole Maria

Janel Bahr
Judi Becker
Hollie Lindemann
Joan Van Den Elsen

In Honor of Angel Maxwell

Wayne Maxwell

In Honor of Scott McClain

Todd Jones

In Honor of Becky Minnick

Beth Morphis

In Honor of Lucas James Mueller

Bonnie B. Boerema*

In Honor of Brad Nailling

Beverly Nailling

**In Honor of NCH 22q Clinic/
Craniofacial team**

Ashley Bourg

In Honor of Erica Nicole

Valerie Shea

TRIBUTE GIFTS *continued*

In Honor of Nahiomi P.

Bani Pena

In Honor of Chelsea Peters

Miranda Migliore
Katy Mulhern
Bani Pena
Shirley Pena
Scott Peters

In Honor of Sally Peterson-Falzone*

Linda D. Vallino Napoli*

In Honor of Lilly Elmore Piazza

Rene and Dave Gibson
Jodi Hasley

In Honor of Winter Powers

Denise Brandon

In Honor of MK Ramsey

Rachael Bagley

In Honor of Stephanie Renee

Marlane Mccue
Sarah Olena

In Honor of Danna Sanders

Donna Dean
Reggie Lehne

In Honor of Kay Schexnayder

Norbert Allemand

In Honor of Margie Schuck

Iris Acaba

In Honor of Luke David Sica

Stephen Sica

In Honor of Shana Simms

Tarcia James
Tawana Thomas-Hawkins

In Honor of Nancy Smythe

Peter* and Jody Spalding
Marilyn C. Jones*

In Honor of Mitchell G. Stickler

Dan and Judy Stickler

In Honor of Ryder Stocking

Christine Amira

In Honor of Chien Tu

Alan Liu

In Honor of Danielle Vidal

Ruth Ilada De Marlin
Priscilla Marsh

In Honor of China Ward

China Ward

In Honor of Michelle Worley

Sue and Ken Conrad
Kim Core
Nancy Edgell
Michelle Worley

In Honor of Jesi Zanetti

Jeffery Wysocky

Memorial Gifts

A gift to ACPA in memory of someone special is a wonderful way to honor their legacy. Thank you to everyone who chose to make these meaningful gifts.

In Memory of Howard Aduss

Alvaro* and Michele Figueroa

In Memory of Elizabeth Allen

Marilyn C. Jones*

In Memory of Randolph B. Capone

John F. Caccamese*

In Memory of Renee Sheila Fuchs

Dierdre and Ronald Baker

In Memory of Kyle Halloran

Mary Halloran

In Memory of Robert Isaccson

Ellen R. Cohn*

In Memory of Steve Killough and Wanda Flinn

Elizabeth K. Prada Da Costa*

In Memory of Don LaRossa

Kant Y.K. Lin*

In Memory of Thomas Mondoux

Mahmud and Skrypnikova Family
Robert and Sherri Szepletowski

In Memory of Laura Scott

Janice R. Rockwood*

In Memory of Ralph L. Shelton

Dennis M. Ruscello*

In Memory of Gerald Sloan

David Neil Kirkman

In Memory of J. Daniel and Joanne Davis Subtelny


Gregory D. Subtelny

In Memory of D. R. Van Demark

David* and Mary Jones

In Memory of Priscilla (Perci) Warren

Amelia F. Drake*
Donald W. Warren*



International Partner *Nigerian Association for Cleft Lip and Palate*

In 2019, ACPA began inviting allied organizations through the International Partner initiative, to collaborate more frequently in between the meetings of the International Cleft Congress. We are honored that the Nigerian Association for Cleft Lip and Palate will be joining us as the International Partner at this year's Annual Meeting.

15th International Cleft Congress
October 20-24th, 2025
Kyoto International Conference Center

ACPAcares.org

NOTES

PROGRAM GUIDE

SAVE
THE DATE!

81st Annual Meeting

Sheraton Denver

Downtown

April 9-13, 2024

ACPAcares.org