

Auditing Differentially Private Machine Learning: How Private is Private SGD?*

Matthew Jagielski Jonathan Ullman Alina Oprea

Khoury College of Computer Sciences, Northeastern University

Abstract

We investigate whether Differentially Private SGD offers better privacy in practice than what is guaranteed by its state-of-the-art analysis. We do so via novel data poisoning attacks, which we show correspond to realistic privacy attacks. While previous work (Ma et al., arXiv 2019) proposed this connection between differential privacy and data poisoning as a defense against data poisoning, our use as a tool for understanding the privacy of a specific mechanism is new. More generally, our work takes a quantitative, empirical approach to understanding the privacy afforded by specific implementations of differentially private algorithms that we believe has the potential to complement and influence analytical work on differential privacy. An open-source implementation of our algorithms can be found at <https://github.com/jagielski/auditing-dpsgd>.

1 Introduction

Differential privacy [DMNS06] has become the de facto standard for guaranteeing privacy in machine learning and statistical analysis, and is now being deployed by many organizations including Apple [TVV⁺17], Google [EPK14, BEM⁺17, PSM⁺18], and the US Census Bureau [HMA⁺17]. Now that differential privacy has moved from theory to practice, there has been considerable attention on optimizing and evaluating differentially private machine learning algorithms, notably differentially private stochastic gradient descent (henceforth, DP-SGD) [SCS13, BST14, ACG⁺16], which is now widely available in TensorFlow Privacy [Goo]. DP-SGD is the building block for training many widely used private classification models, including feed-forward and convolutional neural networks.

Differential privacy gives a strong *worst-case* guarantee of individual privacy: a differentially private algorithm ensures that, for any set of training examples, no attacker, no matter how powerful, can learn much more information about a single training example than they could have learned had that example been excluded from the training data. The amount of information is quantified by a *privacy parameter* ϵ .¹ Intuitively, a smaller ϵ means stronger privacy protections, but leads to lower accuracy. As such there is often pressure to set this parameter as large as one feels still gives a reasonable privacy guarantee, and relatively large parameters such as $\epsilon = 2$ are not uncommon. However, this guarantee is not entirely satisfying, as such an algorithm might allow an attacker to guess a random bit of information about each training example with approximately 86% accuracy.

*Authors ordered by contribution.

¹There are several common variants of differential privacy [DKM⁺06, DR16, BS16, Mir17, BDRS18, DRS19] that quantify the influence of a single example in slightly different ways, sometimes using more than one parameter. For this high-level discussion, we focus on the single, primary parameter ϵ .

As such there is often a gap between the strong formal protections promised by differential privacy and the specific quantitative implications of the choice of ϵ in practice.

This state-of-affairs is often justified by the fact that our analysis of the algorithm is often pessimistic. First of all, ϵ is a parameter that has to be determined by careful analysis, and often existing theoretical analysis is not tight. Indeed a big part of making differentially private machine learning practical has been the significant body of work giving progressively more refined privacy analyses specifically for DP-SGD [ACG⁺16, DRS19, MTZ19, YLP⁺19], and for all we know these bounds on ϵ will continue to shrink. Indeed, it is provably intractable to determine the tightest bound on ϵ for a given algorithm [GM18]. Second, differential privacy is a worst-case notion, as the mechanism might have stronger privacy guarantees on realistic datasets and realistic attackers. Although it is plausible that differentially private algorithms with large values of ϵ provide strong privacy in practice, it is far from certain, which makes it difficult to understand the appropriate value of ϵ for practical deployments.

1.1 Our Contributions

Auditing DP-SGD. In this paper we investigate the extent to which DP-SGD,² does or does not give better privacy in practice than what its current theoretical analysis suggests. We do so using novel *data poisoning attacks*. Specifically, our method starts with a dataset D of interest (e.g. Fashion-MNIST) and some algorithm \mathcal{A} (e.g. DP-SGD with a specific setting of hyperparameters), and produces a small poisoning set S of k points and a binary classifier T such that T distinguishes the distribution $\mathcal{A}(D)$ from $\mathcal{A}(D \cup S)$ with significant advantage over random guessing. If \mathcal{A} were ϵ -DP, then T could have accuracy at most $\exp(\epsilon k)/(1 + \exp(\epsilon k))$, so if we can estimate the accuracy of T we can infer a lower bound on ϵ . While previous work [MZH19] proposed to use this connection between differential privacy and data poisoning as a defense against data poisoning, our use in this context of auditing the privacy of DP-SGD is new.

Specifically, for certain natural choices of hyperparameters in DP-SGD, and standard benchmark datasets (see Figure 2), our attacks give lower bounds on ϵ that are approximately 10x better than what we could obtain from previous methods, and are within approximately 10x of the worst-case, analytically derived upper bound. For context, previous theoretical improvements to the analysis have improved the worst-case upper bounds by factors of more than 1000x over the naïve analysis, and thus our results show that we cannot hope for similarly dramatic gains in the future.

Novel Data Poisoning Attacks. We find that existing data poisoning attacks, as well as membership inference attacks proposed by prior work, have poor or trivial performance not only against DP-SGD, but even against SGD with gradient clipping (i.e. rescaling gradients to have norm no larger than some C). Gradient clipping is an important part of DP-SGD, but does not provide any formal privacy guarantees on its own. Thus, we develop a novel data poisoning attack that is more robust to gradient clipping, and also performs much better against DP-SGD.

Intuitively, data poisoning attacks introduce new points whose gradients will change the model in a certain direction, and the attack impact increases when adding poisoning points of larger gradients. Existing attacks modify the model in a random direction, and have to push far enough that the original distribution on model parameters and the new distribution become distinguishable. To be effective, these attacks use points which induce large gradients, making the attack sensitive to gradient clipping. On the other hand, our attack improves by finding the direction where the model parameters have the lowest variance, and select poisoning points that modify the model in that

²Although our methods are general, in this work we exclusively study the implementation and privacy analysis of DP-SGD in TensorFlow Privacy [Goo].

direction. Therefore, we achieve the same effect of model poisoning with poisoning points of smaller gradients, thereby making the attack more robust to clipping.

The Role of Auditing in DP. More generally, our work takes a quantitative, empirical approach to *auditing* the privacy afforded by specific implementations of differentially private algorithms. We do not advocate trying to definitively measure privacy of an algorithm empirically, since it’s hopeless to try to anticipate all future attacks. Rather, we believe this empirical approach has the potential to complement and influence analytical work on differential privacy, somewhat analogous to the way *cryptanalysis* informs the design and deployment of *cryptography*.

Specifically, we believe this approach can complement the theory in several ways:

- Most directly, by advancing the state-of-art in privacy attacks, we can either demonstrate that a given algorithm with a given choice of parameters is not sufficiently private, or give some confidence that it might be sufficiently private.
- Establishing strong lower bounds on ϵ gives a sense of how much more one could hope to get out of tightening the existing privacy analysis.
- Observing how the performance of the attack depends on different datasets, hyperparameters, and variants of the algorithm can identify promising new phenomena to explore theoretically.
- Producing concrete privacy violations can help non-experts interpret the concrete implications of specific choices of the privacy parameter.

1.2 Related Work

DP-SGD. Differentially private SGD was introduced in [SCS13], and an asymptotically optimal analysis of its privacy properties was given in [BST14]. Notably Abadi et al. [ACG⁺16] gave greatly improved concrete bounds on its privacy parameter, and showed its practicality for training neural networks, making DP-SGD one of the most promising methods for practical private machine learning. There have been several subsequent efforts to refine the privacy analysis of this specific algorithm [MTZ19, DRS19, YLP⁺19]. A recent work [HT19] gave a heuristic argument that SGD *itself* (without adding noise to the gradients) satisfies differential privacy, but even then the bounds on ϵ are quite large (e.g. $\epsilon = 13.01$) for most datasets.

Privacy Attacks. Although privacy attacks have a very long history, the history of privacy attacks against aggregate statistical information, such as machine learning models, goes back to the seminal work of Dinur and Nissim [DN03] on *reconstruction attacks*. A similar, but easier to implement type of attack, *membership inference attacks*, was first performed by Homer et al. [HSR⁺08], and theoretically analyzed in [SOJH09, DSS⁺15]. Shokri et al. [SSSS17] and Yeom et al. [YGFJ18] gave black-box membership inference algorithms for complex machine learning models. Membership inference attacks are compelling because they require relatively weak assumptions, but, as we show, state-of-the-art membership inference attacks lead to quantitatively weak privacy violations.

More directly related to our work, privacy attacks were recently used by Jayaraman and Evans [JE19] to understand the concrete privacy leakage from differentially private machine learning algorithms, specifically DP-SGD. However, the goal of their work is to compare the privacy guarantees offered by different variants of differential privacy, rather than to determine the level of privacy afforded by a given algorithm. As such, their attacks are quantitatively much less powerful than ours (as we show in Figure 2), and are much further from determining the precise privacy guarantees of DP-SGD.

Differential Privacy and Data Poisoning. Ma et al. [MZH19] and Hong et al. [HCK⁺20] evaluate the effectiveness of data poisoning attacks on differentially private machine learning algorithms. Ma et al. consider both the output perturbation and objective perturbation algorithms for learning ridge regression and logistic regression models, proposing attacks on differentially private algorithms, and also argue that differential privacy can serve as a defense for poisoning attacks. Hong et al. propose differential privacy as a defense for poisoning attacks, showing that DP-SGD performs effectively at defending against existing poisoning attacks in the literature. While differential privacy provides a provable defense for poisoning attacks, our intuition is that the strong poisoning attacks we design allow us to measure a lower bound on the privacy offered by differentially private algorithms.

Automated Discovery of Privacy Parameters. Two works have focused on automatically discovering (upper or lower bounds on) privacy parameters. [GM18] showed that determining the exact privacy level using black-box access to the algorithm is prohibitively expensive. In the white-box setting, Ding et al. [DWW⁺18] used a clever combination of program analysis and random sampling to identify violations of ϵ -DP, although their methods are currently limited to simple algorithms. Moreover the violations of DP they identify may not correspond to realistic attacks.

2 (Measuring) Differential Privacy

2.1 Differential Privacy Background

We begin by outlining differential privacy and one of its relevant properties: group privacy. We consider machine learning classification tasks, where a dataset consists of many samples from some domain $\mathcal{D} = \mathcal{X} \times \mathcal{Y}$, where \mathcal{X} is the feature domain, and \mathcal{Y} the label domain. We say two datasets D_0, D_1 differ on k rows if we can replace at most k elements from D_0 to produce D_1 .

Definition 2.1 ([DMNS06]). An algorithm $\mathcal{A} : \mathcal{D} \mapsto \mathcal{R}$ is (ϵ, δ) -differentially private if for any two datasets D_0, D_1 which differ on at most one row, and every set of outputs $\mathcal{O} \subseteq \mathcal{R}$:

$$\Pr[\mathcal{A}(D_0) \in \mathcal{O}] \leq e^\epsilon \Pr[\mathcal{A}(D_1) \in \mathcal{O}] + \delta, \quad (1)$$

where the probabilities are taken only over the randomness of \mathcal{A} .

Lemma 1 (Group Privacy). Let D_0, D_1 be two datasets differing on at most k rows, \mathcal{A} is an (ϵ, δ) -differentially private algorithm, and \mathcal{O} an arbitrary output set. Then

$$\Pr[\mathcal{A}(D_0) \in \mathcal{O}] \leq e^{k\epsilon} \Pr[\mathcal{A}(D_1) \in \mathcal{O}] + \frac{e^{k\epsilon} - 1}{e^\epsilon - 1} \cdot \delta. \quad (2)$$

Group privacy will give guarantees for poisoning attacks that introduce multiple points.

DP-SGD. The most prominent differentially private mechanism for training machine learning models is differentially private stochastic gradient descent (DP-SGD) [SCS13, BST14, ACG⁺16]. DP-SGD makes two modifications to the standard SGD procedure: clipping gradients to a fixed maximum norm C , and adding noise to gradients with standard deviation σC , for a given σ , as shown in Algorithm 1. Given the hyperparameters – clipping norm, noise magnitude, iteration count, and batch size – one can analyze DP-SGD to conclude that it satisfies (ϵ, δ) -differential privacy for some parameters $\epsilon, \delta \geq 0$.

Algorithm 1: DP-SGD

Data: Input: Clipping norm C , noise magnitude σ , iteration count T , batch size b , dataset D , initial model parameters θ_0 , learning rate η

For $i \in [T]$

- $G = 0$
- For** $(x, y) \in \text{batch of } b \text{ random elements of } D$
 - $g = \nabla_{\theta} \ell(\theta_i; (x, y))$
 - $G = G + b^{-1}g \cdot \min(1, C\|g\|_2^{-1})$
 - $\theta_i = \theta_{i-1} - \eta(G + \mathcal{N}(0, (C\sigma)^2\mathbb{I}))$

Return θ_T

2.2 Statistically Measuring Differential Privacy

In this section we describe our main statistical procedure for obtaining lower bounds on the privacy parameter for a given algorithm \mathcal{A} , which functions differently from the membership inference attack used in prior work ([SSSS17, JE19] and described in Appendix D). Here, we describe the procedure generally, in the case where $\delta = 0$; in Appendix A, we show how to adapt the procedure for $\delta > 0$, and in Section 3, we discuss how we instantiate it in our work. Given a learning algorithm \mathcal{A} , we construct two datasets D_0 and D_1 differing on k rows, and some output set \mathcal{O} . We defer the discussion of constructing D_0 , D_1 , and \mathcal{O} to Section 3. We also wish to bound the probability that we incorrectly measure ε_{LB} by a small value α . From Equation (2), observe that by estimating the quantities $p_0 = \Pr[\mathcal{A}(D_0) \in \mathcal{O}]$ and $p_1 = \Pr[\mathcal{A}(D_1) \in \mathcal{O}]$, we can compute the largest ε_{LB} such that Equation (2) holds. With $\delta = 0$, this simplifies to $\varepsilon_{LB} = \ln(p_0/p_1)$. This serves as an estimate of the leakage of the private algorithm, but requires estimating p_0 and p_1 accurately.

For an arbitrary algorithm, it's infeasible to compute p_0, p_1 precisely, so we rely on Monte Carlo estimation, by training some fixed T number of times. However, this approach incurs statistical uncertainty, which we correct for by using Clopper Pearson confidence intervals [CP34]. That is, to ensure that our estimate ε_{LB} holds with probability $> 1 - \alpha$, we find a Clopper Pearson lower bound for p_1 that holds with probability $1 - \alpha/2$, and an upper bound for p_0 holding with probability $1 - \alpha/2$. Qualitatively, we can be confident that our lower bound on privacy leakage ε' holds with probability $1 - \alpha$. This procedure is outlined in Algorithm 2, and we prove its correctness in Theorem 2.

Algorithm 2: Empirically Measuring ε

Data: Algorithm \mathcal{A} , datasets D_0, D_1 at distance k , output set \mathcal{O} , trial count T , confidence level α

$ct_0 = 0, ct_1 = 0$

For $i \in [T]$

- If** $\mathcal{A}(D_0) \in \mathcal{O}$ $ct_0 = ct_0 + 1$
- If** $\mathcal{A}(D_1) \in \mathcal{O}$ $ct_1 = ct_1 + 1$

$\hat{p}_0 = \text{CLOPPERPEARSONLOWER}(ct_0, T, \alpha/2)$

$\hat{p}_1 = \text{CLOPPERPEARSONUPPER}(ct_1, T, \alpha/2)$

Return $\varepsilon_{LB} = \ln(\hat{p}_0/\hat{p}_1)/k$

Theorem 2. When provided with black box access to an algorithm \mathcal{A} , two datasets D_0 and D_1 differing on at most k rows, an output set \mathcal{O} , a trial number T and statistical confidence α , if Algorithm 2 returns ε_{LB} , then, with probability $1 - \alpha$, \mathcal{A} does not satisfy ε' -DP for any $\varepsilon' < \varepsilon_{LB}$.

We stress that when we say ε_{LB} is a lower bound with probability $1 - \alpha$, this is only over the randomness of the Monte Carlo sampling, and is not based on any modeling or assumptions. We can always move our confidence closer to 1 by taking T larger.

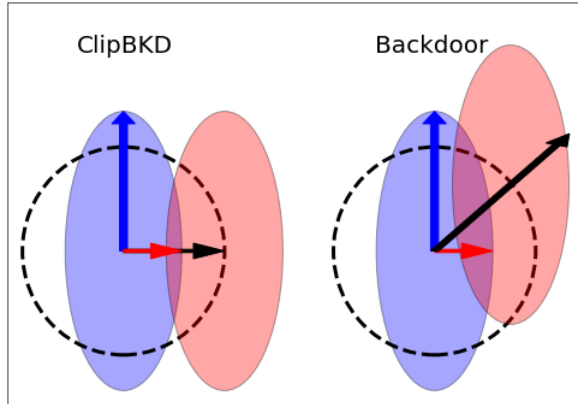


Figure 1: The distribution of gradients from an iteration of DP-SGD under a clean dataset (blue ellipse) and a poisoned dataset (red ellipse). The right pair depicts traditional backdoors while the left pair depicts our backdoors. Our attack pushes in the direction of least variance, so is impacted less by gradient clipping, which is indicated by the two distributions overlapping less.

Proof of Theorem 2. First, the guarantee of the Clopper-Pearson confidence intervals is that, with probability at least $1 - \alpha$, $\hat{p}_0 \leq p_0$ and $\hat{p}_1 \geq p_1$, which implies $p_0/p_1 \geq \hat{p}_0/\hat{p}_1$. Second, if \mathcal{A} is ϵ -DP, then by group privacy we would have $p_0/p_1 \leq \exp(k\epsilon)$, meaning \mathcal{A} is *not* ϵ' -DP for any $\epsilon' < \frac{1}{k} \ln(p_0/p_1)$. Combining the two statements, \mathcal{A} is *not* ϵ' for any $\epsilon' < \frac{1}{k} \ln(\hat{p}_0/\hat{p}_1) = \epsilon_{LB}$. \square

The ϵ_{LB} reported by Algorithm 2 has two fundamental upper bounds, the provable ϵ_{th} , and an upper bound, $\epsilon_{OPT}(T, \alpha)$, imposed by Monte Carlo estimation. The first upper bound is natural: if we run the algorithm on some \mathcal{A} for which the ϵ we can prove is $\epsilon_{th} = 1$, then $\epsilon_{LB} \leq \epsilon_{th} = 1$. To understand $\epsilon_{OPT}(T, \alpha)$, suppose we run 500 trials, and desire $\alpha = 0.01$. The best possible performance is if we get perfect inference accuracy and $k = 1$, where $ct_0 = 500$ and $ct_1 = 0$. The Clopper Pearson confidence interval produces $\hat{p}_0 = 0.989$, $\hat{p}_1 = 0.011$, which gives $\epsilon_{LB} = 4.54/k = 4.54$. Then, with 99% probability, the true ϵ is at least 4.54, and $\epsilon_{OPT}(T, \alpha) = 4.54$.

We remark that the above procedure only demonstrates that \mathcal{A} cannot be strictly better than $(\epsilon_{LB}, 0)$ -DP, but allows for it to be $(\epsilon_{LB}/2, \delta)$ -DP for very small δ . However, in our work, \hat{p}_0, \hat{p}_1 turn out never to be too close to 0, so these differences have little effect on our findings. In Appendix A, we formally discuss how to modify this algorithm for (ϵ, δ) -DP for $\delta > 0$. We also show when we can increase ϵ_{LB} by considering the maximum upper bounds of the original output set \mathcal{O} and its complement \mathcal{O}^C .

3 Poisoning Attacks

We now show how to use poisoning attacks to run Algorithm 2. Intuitively, we begin with a dataset D_0 and replace k rows with poisoning points to form D_1 ; we then use the impact of poisoning as an output set \mathcal{O} . We start with existing backdoor attacks [GDGG17], and then propose a more effective clipping-aware poisoning attack.

3.1 Poisoning Background

In a poisoning attack, an adversary replaces k data points from a training dataset D of n points. The poisoned training dataset is provided as input to the training algorithm, which releases a model

Algorithm 3: Baseline Backdoor Poisoning Attack and Test Statistic (Section 3.1)

Data: Dataset X, Y , poison size k , perturbation function $Pert$, target class y_p

Function BACKDOOR($X, Y, k, Pert, y_p$):

$X_p = \text{GETRANDOMROWS}(X, k)$
 $X'_p = Pert(X_p)$
 $X_{tr}^p = \text{REPLACERANDOMROWS}(X, X'_p)$
 $Y_{tr}^p = \text{REPLACERANDOMROWS}(Y, y_p)$
return $D_0 = (X, Y), D_1 = (X_{tr}^p, Y_{tr}^p)$

Data: Model f , dataset (X, Y) , pert. function $Pert$, target class y_p , loss function ℓ , threshold Z

Function BACKDOORTEST($f, X, Y, Pert, y_p, \ell, Z$):

$X_p = Pert(X)$
If $\sum_{x_p \in X_p} \ell(f; (x_p, y_p)) > Z$ **Return** Backdoored
Return Not Backdoored

Algorithm 4: Clipping-Aware Backdoor Poisoning Attack and Test Statistic (Section 3.2)

Data: Dataset X, Y , pretrained model f , poison size k , dataset dimension d , norm m

Function CLIPBKD(X, Y, k, f, m):

$U, D, V = \text{SVD}(X)$ ▷ Singular value decomposition
 $x_p = mV_d$ ▷ V_d is the singular vector for smallest singular value
 $y_p = \arg \min_i f(x_p)$ ▷ Pick class maximizing gradient norm
 $X_{tr}^p = \text{REPLACERANDOMROWS}(X, [x_p] * k)$ ▷ Add poisoning point k times
 $Y_{tr}^p = \text{REPLACERANDOMROWS}(Y, [y_p] * k)$ ▷ Add targeted class k times
return $D_0 = (X, Y), D_1 = (X_{tr}^p, Y_{tr}^p)$

Data: Model f , Poison Data x_p, y_p , Threshold Z

Function CLIPBKDTEST(f, x_p, y_p, Z):

If $(f(x_p) - f(0^d)) \cdot y_p > Z$ **Return** Backdoored
Return Not Backdoored

f that minimizes a loss function $\mathcal{L}(f, D)$ on its given dataset D .

We focus on a specific type of poisoning attack, called a *backdoor attack* [GDGG17]. In a backdoored model, the performance on natural data is maintained, but, by adding a small perturbation to a data point x into $Pert(x)$, the adversary changes the predicted class of the perturbed data. These attacks have been developed for image datasets. In the original attack [GDGG17], described in Algorithm 3, the perturbation function $Pert(\cdot)$ adds a pattern in the corner of an image. The poisoning attack takes natural data (x, y) , perturbs the image to $Pert(x)$, and changes the class to some y_p . The objective is to decrease the loss on $(Pert(x), y_p)$ values from the perturbed test set.

3.2 Clipping-Aware Poisoning

DP-SGD makes two modifications to the learning process to preserve privacy: clipping gradients and adding noise. Clipping provides no formal privacy on its own, but many poisoning attacks perform significantly worse in the presence of clipping. Indeed, the basic backdoor attack from Section 3.1 results in a fairly weak lower bound of at most $\varepsilon_{LB} = 0.11$ using the Fashion-MNIST dataset, even with no added noise (which has an $\varepsilon_{th} = \infty$). To improve this number, we must make the poisoning attack sufficiently robust to clipping.

To understand existing backdoor attacks' difficulty with clipping, consider clipping's impact on

logistic regression. The gradient of model parameters w with respect to a poisoning point (x_p, y_p) is

$$\nabla_w \ell(w, b; x_p, y_p) = \ell'(w \cdot x_p + b, y_p) x_p.$$

Standard poisoning attacks, including the backdoor attack from Section 3.1, focus on increasing $|\ell'(w \cdot x_p + b, y_p)|$; by doubling this quantity, if $|x_p|$ is fixed, half as many poisoning points are required for the same effect. However, in the presence of clipping, this relationship is broken.

To be more effective in the presence of clipping, the attack must produce not only large gradients, but *distinguishable* gradients. That is, the distribution of gradients arising from poisoned and cleaned data must be significantly different. To analyze distinguishability, we consider the variance of gradients, illustrated in Figure 1, and seek a poisoning point (x_p, y_p) minimizing $\text{Var}_{(x,y) \in D}[\nabla_w \ell(w, b; x_p, y_p) \cdot \nabla_w \ell(w, b; x, y)]$. This is dependent on the model parameters at a specific iteration of DP-SGD: we circumvent this issue by minimizing the following upper bound, which holds for all models (for logistic regression, $|\ell'(w \cdot x + b; y)| \leq 1$):

$$\text{Var}_{(x,y) \in D}[\ell'(w \cdot x_p + b, y_p) x_p \cdot \ell'(w \cdot x + b, y) x] \leq \text{Var}_{(x,y) \in D}[x_p \cdot x].$$

We can minimize this variance with respect to the poisoning point x_p by using the singular value decomposition: selecting x_p as the singular vector corresponding to the smallest singular value (i.e. the direction of least variance), and scale x_p to a similar norm to the rest of the dataset. We select y_p to be the smallest probability class on x_p . We then insert k copies of the poisoning point (x_p, y_p) . We call this approach CLIPBKD, detailed in Algorithm 4. We prove in Appendix B that when we run CLIPBKD (modified for regression tasks) to estimate the privacy of the *output perturbation* algorithm, we obtain ε_{LB} within a small factor of the upper bound ε_{th} , giving evidence that this attack is well suited to our application in differential privacy. In Appendix C, we describe how to adapt CLIPBKD to transfer learning from a pre-trained model.

For both standard and clipping-aware backdoors, we generate D_0, D_1 with a given poisoning size k , using functions BACKDOOR or CLIPBKD, respectively. Then the test statistic is whether the backdoored points are distinguishable by a threshold on their loss (i.e., output set \mathcal{O} is whether BKDTEST or CLIPBKDTEST return “Backdoored”). We first run an initial phase of T trials to find a good threshold Z for the test functions. We then run another T trials in Algorithm 2 to estimate \hat{p}_0 and \hat{p}_1 based on either the BKDTEST or the CLIPBKDTEST test statistic.

4 Experiments and Discussion

4.1 Experimental Setup

We evaluate both membership inference (MI, as used by [YGFJ18] and [JE19] and described in Appendix D) and our algorithms on three datasets: Fashion-MNIST (FMNIST), CIFAR10, and Purchase-100 (P100). For each dataset, we consider both a **logistic regression (LR)** model and a **two-layer feedforward neural network (FNN)**, trained with DP-SGD using various hyperparameters:

FMNIST [XRV17] is a dataset of 70000 28x28 pixel images of clothing from one of 10 classes, split into a train set of 60000 images and a test set of 10000 images. It is a standard benchmark dataset for differentially private machine learning. To improve training speed, we consider a simplified version, using only classes 0 and 1 (T-shirt and trouser), and downsample so each class contains 3000 training and 1000 testing points. **CIFAR10** [Kri09] is a harder dataset than FMNIST, consisting of 60000 32x32x3 images of vehicles and animals, split into a train set of 50000 and a test set of 10000. For training speed, we again take only class 0 and 1 (airplane and automobile),

Dataset	Epochs	Learning Rate	Batch Size	ℓ_2 Regularization
FMNIST	24	0.15	250	0
CIFAR10	20	0.8	500	0
P100	100	2	250	$10^{-4} / 10^{-5}$

Table 1: Training details for experiments in Section 4. P100 regularization is 10^{-5} for logistic regression and 10^{-4} for neural networks, following [JE19].

making our train set contain 10000 samples, and the test set 2000 samples. When training on CIFAR10, we follow standard practice for differential privacy and fine-tune the last layer of a model pretrained nonprivately on the more complex CIFAR100, a similarly sized but more complex benchmark dataset [PCS⁺20]. **P100** [SSSS17] is a modification of a Kaggle dataset [Pur], with 200000 records of 100 features, and 100 classes. The features are purchases, and the classes are user clusters. Following [JE19], we subsample the dataset so it has 10000 train records and 10000 test records.

Our techniques are general, and could be applied to any dataset-model pair to identify privacy risks for DP-SGD. Examining these six dataset-model pairs demonstrates that our technique can be used to identify new privacy risks in DP-SGD, and a comprehensive empirical study is not our focus.

4.1.1 Implementation Details.

Model Size. The two-layer feedforward neural networks all have a width of 32 neurons. For CIFAR10, the logistic regression model and feedforward neural network are added on top of the pretrained convolutional neural network.

Computing Thresholds. In order to run Algorithm 2, we need to specify D_0, D_1 and \mathcal{O} . We’ve described how to use poisoning to compute D_0, D_1 , and how the test statistics for these attacks are constructed, assuming a known threshold. To produce this threshold, we train 500 models on the unpoisoned dataset and 500 models on the poisoned dataset, and identify which of the resulting 1000 thresholds produces the best ε_{LB} , using Algorithm 2.

Training Details. We discuss the details of training in Table 1. We selected these values to ensure a good tradeoff between accuracy and ε , and selecting ℓ_2 regularization for P100 based on [JE19].

4.2 Results and Discussion

Figure 2 presents a direct comparison of the privacy bounds produced by ClipBKD (our attack), the standard backdoor attack, and MI. As standard backdoor attacks only exist for images, we only report results on them on FMNIST and CIFAR10. The pattern we choose for backdoor attacks is a 5x5 white square in the top-left corner of an image. For ClipBKD, we use $T = 500$ trials and confidence level $\alpha = 0.01$ (i.e., our Monte Carlo estimates hold with 99% confidence) and report the best result from $k = 1, 2, 4, 8$ poisoning points. Results for MI use 1000 samples, and average over 10 trained models. For context, we display the best theoretical upper bound on ε_{th} and also $\varepsilon_{OPT}(500, 0.01)$, which is the best value of ε_{LB} that we could hope to produce using T trials and confidence level α .

For every dataset and model, we find that ClipBKD significantly outperforms MI, by a factor of 2.5x–1500x. As a representative example, for $\varepsilon_{th} = 4$ on Purchase-100 with 2-layer neural networks, ClipBKD gives an ε_{LB} of 0.46, while MI gives ε_{LB} of 0.04, an improvement of 12.1x. We also find ClipBKD always improves over standard backdoors: on FMNIST by an average factor of 3.84x, and

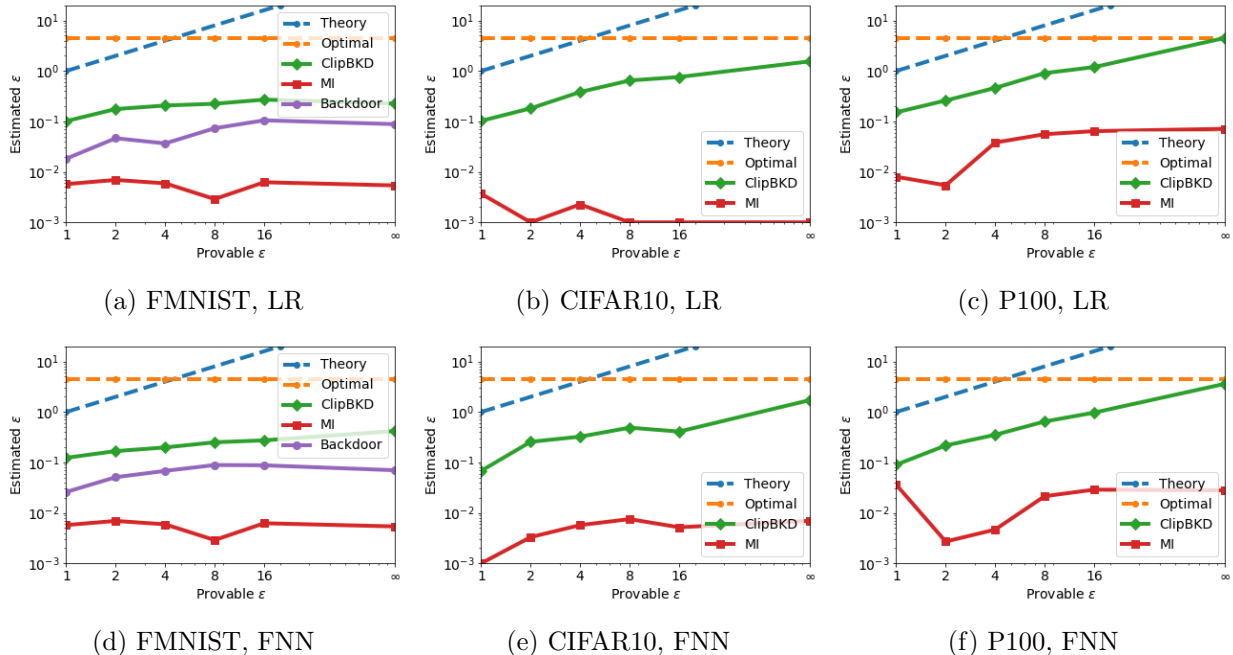


Figure 2: Performance of privacy attacks MI, Backdoor, and ClipBKD on our datasets. LR = logistic regression, FNN = two-layer neural network. Backdoor attacks have not been developed for Purchase-100, so only MI and Clip-BKD were run. Backdoors do not provide positive ε_{LB} on CIFAR10 due to difficulty with the pretrained model.

standard backdoors never reach positive ε_{LB} on CIFAR, due to the large number of points required to poison the pretrained model. We also find that ClipBKD returns ε_{LB} that are close to ε_{th} ; for finite ε_{th} , the majority of gaps are a factor of $< 12.3x$, reaching as low as $6.6x$. For example, on Purchase-100, when $\varepsilon_{th} = 4$, we find that ClipBKD returns an ε_{LB} of 0.46, a gap of $8.7x$.

Sensitivity to Hyperparameters. We also give a more thorough evaluation of ClipBKD’s performance as a function of DP-SGD’s hyperparameters. We vary clipping norm between 0.5, 1, and 2 and vary the noise to ensure ε_{th} between 1, 2, 4, 8, 16, and ∞ . We also vary the initialization randomness between random normal initializations with variance 0 (fixed initialization), 0.5σ , σ , and 2σ , where σ is the variance of Glorot normal initialization. Table 2 reports the best ε_{LB} produced by the attack over $k = 1, 2, 4, 8$. Our best measured values of ε_{LB} occur when initialization is fixed, and are within a $4.2\text{--}7.7x$ factor of ε_{th} , speaking to the effectiveness of ClipBKD. When $\varepsilon_{th} = \infty$ and the initialization is fixed, we achieve perfect inference accuracy, matching $\varepsilon_{OPT}(500, 0.01) = 4.54$.

These experiments reveal three intuitive trends. First, as ε_{th} increases (equivalently, the noise level decreases), ε_{LB} also increases. Second, as the initialization randomness decreases, ε_{LB} increases. All existing analyses of DP-SGD give privacy upper bounds for *any fixed initialization*, and our results suggest that initial randomization might play a significant role. Finally, as clipping norm decreases, ε_{LB} decreases, except when the initialization is fixed. In fact, our results show that ε_{LB} is more sensitive to the clipping norm than the amount of noise. All existing analyses of DP-SGD consider only the *noise multiplier* σ_{GD} but not the clipping norm, but the role of the clipping norm itself seems highly significant.

We emphasize that for *every* choice of hyperparameters, the training accuracy is 96–98%, so the algorithm has comparable utility, but potentially very different privacy and robustness to poisoning, as we vary these parameters. We believe these phenomena deserve further study.

Params	Fixed Init	Init Rand = 0.5σ	Init Rand = σ	Init Rand = 2σ
$\varepsilon_{th} = 1, \sigma_{GD} = 5.02$	0.13 / 0.15 / 0.13	0.13 / 0.17 / 0.13	0.06 / 0.12 / 0.09	0.01 / 0.06 / 0.08
$\varepsilon_{th} = 2, \sigma_{GD} = 2.68$	0.33 / 0.37 / 0.28	0.27 / 0.33 / 0.39	0.10 / 0.17 / 0.27	0.01 / 0.06 / 0.17
$\varepsilon_{th} = 4, \sigma_{GD} = 1.55$	0.89 / 0.75 / 0.71	0.28 / 0.52 / 0.78	0.08 / 0.20 / 0.54	0.02 / 0.10 / 0.18
$\varepsilon_{th} = 8, \sigma_{GD} = 1.01$	1.61 / 1.85 / 1.90	0.33 / 0.55 / 1.27	0.07 / 0.25 / 0.53	0.01 / 0.05 / 0.20
$\varepsilon_{th} = 16, \sigma_{GD} = 0.73$	2.15 / 2.16 / 2.43	0.36 / 0.80 / 1.39	0.13 / 0.27 / 0.72	0.02 / 0.08 / 0.16
$\varepsilon_{th} = \infty, \sigma_{GD} = 0$	4.54 / 4.54 / 4.54	0.29 / 0.95 / 2.36	0.10 / 0.42 / 0.79	0.03 / 0.09 / 0.27

Table 2: Lower bound ε_{LB} measured with CLIPBKD for clipping norms of (0.5 / 1 / 2) for two-layer neural networks trained on FMNIST. Training accuracy for all models is 96%-98%. Results are the maximum over $k = 1, 2, 4, 8$. σ_{GD} refers to the DP-SGD noise multiplier, while σ is Glorot initialization randomness [GB10]. All reported values of ε_{LB} are valid with 99% confidence over the randomness of our experiments.

Params	Init Rand = 0.5σ	Init Rand = σ	Init Rand = 2σ
$\varepsilon_{th} = 1, \sigma_{GD} = 7.78$	0.09 / 0.01 / 0.00	0.05 / 0.00 / 0.00	0.07 / 0.05 / 0.00
$\varepsilon_{th} = 2, \sigma_{GD} = 4.04$	0.16 / 0.27 / 0.11	0.21 / 0.17 / 0.03	0.20 / 0.10 / 0.02
$\varepsilon_{th} = 4, \sigma_{GD} = 2.20$	0.38 / 0.33 / 0.30	0.29 / 0.35 / 0.30	0.34 / 0.33 / 0.13
$\varepsilon_{th} = 8, \sigma_{GD} = 1.31$	0.52 / 0.53 / 0.42	0.54 / 0.53 / 0.52	0.56 / 0.46 / 0.50
$\varepsilon_{th} = 16, \sigma_{GD} = 0.89$	0.80 / 0.77 / 0.71	0.63 / 0.77 / 0.76	0.74 / 0.70 / 0.72
$\varepsilon_{th} = \infty, \sigma_{GD} = 0$	2.73 / 4.53 / 4.54	1.52 / 3.08 / 4.52	0.90 / 1.91 / 2.79

Table 3: Lower bound ε_{LB} measured with CLIPBKD for clipping norms of (0.5 / 1 / 2) for two-layer neural networks trained on P100. Results are the maximum over $k = 1, 2, 4, 8$. σ_{GD} refers to the DP-SGD noise multiplier, while σ is Glorot initialization randomness [GB10]. We do not run experiments with fixed initialization as we already achieve $\varepsilon_{OPT}(500, 0.01)$ with initialization of 0.5σ . All reported values of ε_{LB} are valid with 99% confidence over the randomness of our experiments.

We present the same experiment in Table 3, run on the P100 dataset. In P100, we use ℓ_2 regularization, a higher learning rate, and more epochs, making the contribution of the initialization smaller. As such, we find the role of both clipping norm and random initialization to be diminished. As a result, we manage to achieve $\varepsilon_{OPT}(500, 0.01)$ without a fixed initialization.

5 Conclusion and Future Directions

We use novel poisoning attacks to establish strong limits on the privacy of specific differentially private algorithms, namely DP-SGD. We establish that the worst-case privacy bounds for this algorithm are approaching their limits. Our findings highlight several questions for future exploration:

- How much can our attacks be pushed quantitatively? Can the gap between our lower bounds and the worst-case upper bounds be closed?
- Can we incorporate additional features into the privacy analysis of DP-SGD, such as the specific gradient-clipping norm, and the amount of initial randomness?
- How realistic are the instances produced by our attacks, and can we extend the attacks to give easily interpretable examples of privacy risks for non-experts?

Although there is no hope of determining the precise privacy level of a given algorithm in a fully empirical way, we believe our work demonstrates how a quantitative, empirical approach to privacy attacks can effectively complement analytical work on privacy in machine learning.

Acknowledgments

JU is supported by NSF grants CCF-1750640, CNS-1816028, and CNS-1916020, and a Google Faculty Research Award. This research was also sponsored by a Toyota ITC research award and the U.S. Army Combat Capabilities Development Command Army Research Laboratory under Cooperative Agreement Number W911NF-13-2-0045 (ARL Cyber Security CRA). The views and conclusions contained in this document are those of the authors and should not be interpreted as representing the official policies, either expressed or implied, of the Combat Capabilities Development Command Army Research Laboratory or the U.S. Government. The U.S. Government is authorized to reproduce and distribute reprints for Government purposes notwithstanding any copyright notation here on.

References

- [ACG⁺16] Martin Abadi, Andy Chu, Ian Goodfellow, H Brendan McMahan, Ilya Mironov, Kunal Talwar, and Li Zhang. Deep learning with differential privacy. In *ACM Conference on Computer and Communications Security, CCS'16*, 2016.
- [BDRS18] Mark Bun, Cynthia Dwork, Guy N Rothblum, and Thomas Steinke. Composable and versatile privacy via truncated cdp. In *Proceedings of the 50th Annual ACM SIGACT Symposium on Theory of Computing*, pages 74–86, 2018.
- [BEM⁺17] Andrea Bittau, Úlfar Erlingsson, Petros Maniatis, Ilya Mironov, Ananth Raghunathan, David Lie, Mitch Rudominer, Ushasree Kode, Julien Tinnes, and Bernhard Seefeld. Prochlo: Strong privacy for analytics in the crowd. In *Proceedings of the 26th Annual ACM Symposium on Operating Systems Principles, SOSP '17*, pages 441–459, Shanghai, China, 2017. ACM.
- [BS16] Mark Bun and Thomas Steinke. Concentrated differential privacy: Simplifications, extensions, and lower bounds. In *Theory of Cryptography Conference*, pages 635–658. Springer, 2016.
- [BST14] Raef Bassily, Adam Smith, and Abhradeep Thakurta. Private empirical risk minimization: Efficient algorithms and tight error bounds. In *Proceedings of the 55th IEEE Annual Symposium on Foundations of Computer Science, FOCS '14*, pages 464–473, Philadelphia, PA, 2014. IEEE.
- [CP34] Charles J Clopper and Egon S Pearson. The use of confidence or fiducial limits illustrated in the case of the binomial. *Biometrika*, 26(4):404–413, 1934.
- [DKM⁺06] Cynthia Dwork, Krishnaram Kenthapadi, Frank McSherry, Ilya Mironov, and Moni Naor. Our data, ourselves: Privacy via distributed noise generation. In *25th Annual International Conference on the Theory and Applications of Cryptographic Techniques, EUROCRYPT '06*, pages 486–503, 2006.
- [DMNS06] Cynthia Dwork, Frank McSherry, Kobbi Nissim, and Adam Smith. Calibrating noise to sensitivity in private data analysis. In *Proceedings of the 3rd Conference on Theory of Cryptography, TCC '06*, pages 265–284, Berlin, Heidelberg, 2006. Springer.

- [DN03] Irit Dinur and Kobbi Nissim. Revealing information while preserving privacy. In *Proceedings of the 22nd ACM Symposium on Principles of Database Systems, PODS '03*, pages 202–210. ACM, 2003.
- [DR16] Cynthia Dwork and Guy N Rothblum. Concentrated differential privacy. *arXiv preprint arXiv:1603.01887*, 2016.
- [DRS19] Jinshuo Dong, Aaron Roth, and Weijie J Su. Gaussian differential privacy. *arXiv preprint arXiv:1905.02383*, 2019.
- [DSS⁺15] Cynthia Dwork, Adam Smith, Thomas Steinke, Jonathan Ullman, and Salil Vadhan. Robust traceability from trace amounts. In *IEEE Symposium on Foundations of Computer Science, FOCS '15*, 2015.
- [DWW⁺18] Zeyu Ding, Yuxin Wang, Guanhong Wang, Danfeng Zhang, and Daniel Kifer. Detecting violations of differential privacy. In *ACM SIGSAC Conference on Computer and Communications Security, CCS'18*, 2018.
- [EPK14] Úlfar Erlingsson, Vasyl Pihur, and Aleksandra Korolova. RAPPOR: Randomized aggregatable privacy-preserving ordinal response. In *ACM Conference on Computer and Communications Security, CCS '14*, 2014.
- [GB10] Xavier Glorot and Yoshua Bengio. Understanding the difficulty of training deep feedforward neural networks. In *Proceedings of the thirteenth international conference on artificial intelligence and statistics*, pages 249–256, 2010.
- [GDGG17] Tianyu Gu, Brendan Dolan-Gavitt, and Siddharth Garg. Badnets: Identifying vulnerabilities in the machine learning model supply chain. *arXiv preprint arXiv:1708.06733*, 2017.
- [GM18] Anna C Gilbert and Audra McMillan. Property testing for differential privacy. In *2018 56th Annual Allerton Conference on Communication, Control, and Computing (Allerton)*, pages 249–258. IEEE, 2018.
- [Goo] Google. Tensorflow Privacy.
- [HCK⁺20] Sanghyun Hong, Varun Chandrasekaran, Yigitcan Kaya, Tudor Dumitras, and Nicolas Papernot. On the effectiveness of mitigating data poisoning attacks with gradient shaping. *arXiv preprint arXiv:2002.11497*, 2020.
- [HMA⁺17] Samuel Haney, Ashwin Machanavajjhala, John M Abowd, Matthew Graham, Mark Kutzbach, and Lars Vilhuber. Utility cost of formal privacy for releasing national employer-employee statistics. In *Proceedings of the 2017 ACM International Conference on Management of Data, SIGMOD '17*, pages 1339–1354, Chicago, IL, 2017. ACM.
- [HSR⁺08] Nils Homer, Szabolcs Szelinger, Margot Redman, David Duggan, Waibhav Tembe, Jill Muehling, John V Pearson, Dietrich A Stephan, Stanley F Nelson, and David W Craig. Resolving individuals contributing trace amounts of dna to highly complex mixtures using high-density snp genotyping microarrays. *PLoS genetics*, 4(8), 2008.
- [HT19] Stephanie L Hyland and Shruti Tople. On the intrinsic privacy of stochastic gradient descent. *arXiv preprint arXiv:1912.02919*, 2019.

- [JE19] Bargav Jayaraman and David Evans. Evaluating differentially private machine learning in practice. In *28th {USENIX} Security Symposium ({USENIX} Security 19)*, pages 1895–1912, 2019.
- [Kri09] Alex Krizhevsky. Learning multiple layers of features from tiny images. Technical report, 2009.
- [Mir17] Ilya Mironov. Rényi differential privacy. In *2017 IEEE 30th Computer Security Foundations Symposium (CSF)*, pages 263–275. IEEE, 2017.
- [MTZ19] Ilya Mironov, Kunal Talwar, and Li Zhang. Rényi differential privacy of the sampled gaussian mechanism. *arXiv preprint arXiv:1908.10530*, 2019.
- [MZH19] Yuzhe Ma, Xiaojin Zhu, and Justin Hsu. Data poisoning against differentially-private learners: Attacks and defenses. *arXiv preprint arXiv:1903.09860*, 2019.
- [PCS⁺20] Nicolas Papernot, Steve Chien, Shuang Song, Abhradeep Thakurta, and Ulfar Erlingsson. Making the shoe fit: Architectures, initializations, and tuning for learning with privacy, 2020.
- [PSM⁺18] Nicolas Papernot, Shuang Song, Ilya Mironov, Ananth Raghunathan, Kunal Talwar, and Úlfar Erlingsson. Scalable private learning with pate. In *International Conference on Learning Representations, ICLR’18*, 2018.
- [Pur] Acquire valued shoppers challenge.
- [SCS13] Shuang Song, Kamalika Chaudhuri, and Anand D Sarwate. Stochastic gradient descent with differentially private updates. In *2013 IEEE Global Conference on Signal and Information Processing*, pages 245–248. IEEE, 2013.
- [SOJH09] Sriram Sankararaman, Guillaume Obozinski, Michael I Jordan, and Eran Halperin. Genomic privacy and limits of individual detection in a pool. *Nature genetics*, 41(9):965–967, 2009.
- [SSSS17] Reza Shokri, Marco Stronati, Congzheng Song, and Vitaly Shmatikov. Membership inference attacks against machine learning models. In *2017 IEEE Symposium on Security and Privacy (SP)*, pages 3–18. IEEE, 2017.
- [TVV⁺17] A.G. Thakurta, A.H. Vyrros, U.S. Vaishampayan, G. Kapoor, J. Freudiger, V.R. Sridhar, and D. Davidson. Learning new words, 2017. US Patent 9,594,741.
- [XRV17] Han Xiao, Kashif Rasul, and Roland Vollgraf. Fashion-MNIST: a novel image dataset for benchmarking machine learning algorithms, 2017.
- [YGFJ18] Samuel Yeom, Irene Giacomelli, Matt Fredrikson, and Somesh Jha. Privacy risk in machine learning: Analyzing the connection to overfitting. In *2018 IEEE 31st Computer Security Foundations Symposium (CSF)*, pages 268–282. IEEE, 2018.
- [YLP⁺19] Lei Yu, Ling Liu, Calton Pu, Mehmet Emre Gursoy, and Stacey Truex. Differentially private model publishing for deep learning. In *2019 IEEE Symposium on Security and Privacy (SP)*, pages 332–349. IEEE, 2019.

A Extending Algorithm 2.

Measuring ε when $\delta > 0$. Notice that Algorithm 2 holds for $(\varepsilon, 0)$ -differential privacy. However, this is only for simplicity—the group privacy guarantee of (ε, δ) -differential privacy can be converted to a similar procedure. Write $x = \exp(\varepsilon)$ in the group privacy guarantee for Equation 2, and rearrange to provide $p_1 x^{k+1} - (p_1 - \delta)x^k - p_0 x + (p_0 - \delta) \geq 0$. We can solve for x here using a root-finding algorithm to find x , and computing $\varepsilon_{LB} = \ln(x)$. Theorem 2 can be easily extended to this case.

Measuring ε_{LB} with both \mathcal{O} and \mathcal{O}^C . Notice that differential privacy makes a guarantee for all output sets, including the complement \mathcal{O}^C ; if $\Pr[A(D) \in \mathcal{O}] = p$, then $\Pr[A(D) \in \mathcal{O}^C] = 1 - p$. If, upon computing p_0, p_1 , we can compute a larger ε_{LB} by using \mathcal{O}^C , this requires no extra trials.

For example, suppose $\delta = 0$, $k = 1$, $p_1 = 0.8$, and $p_0 = 0.4$. Here, $\varepsilon_{LB} = \ln(p_1/p_0)/1 = \ln(2)$. If, instead, we replace \mathcal{O} by \mathcal{O}^C , $\varepsilon_{LB} = \ln((1 - p_0)/(1 - p_1))/1 = \ln(0.6/0.2) = \ln(3)$. In Lemma 3, we show when this technique improves ε_{LB} : when $p_1 > p_0 + k\delta$ and $p_0 + p_1 > 1$. We use this modification in all of our experiments.

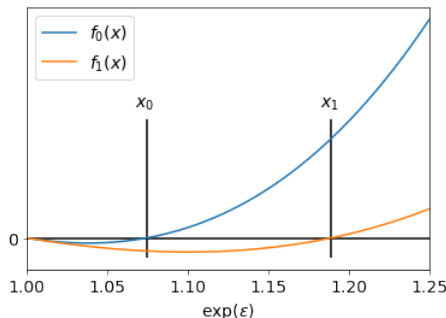


Figure 3: $f_0(x)$ and $f_1(x)$, as defined in Lemma 3 with $\delta = 10^{-5}$, $k = 4$, $p_0 = 0.6$, $p_1 = 0.8$.

Lemma 3. If $p_1 > p_0 + k\delta$ and $p_0 + p_1 > 1$, then the largest root of $f_0(x) = p_1 x^{k+1} - (p_1 - \delta)x^k - p_0 x + (p_0 - \delta)$ is smaller than the largest root of $f_1(x) = (1 - p_0)x^{k+1} - (1 - p_0 - \delta)x^k - (1 - p_1)x + (1 - p_1 - \delta)$.

Proof. Write x_0 the largest root of $f_0(x)$, and x_1 the largest root of $f_1(x)$. We show this in two parts: first, we show that, for all p_0, p_1 , $f_0(x)$ has a root $x > 1$ when $p_1 > p_0 + k\delta$, after which it is monotonically increasing. This shape is evident in Figure 3. This provides a nonzero ε_{LB} . Then we show that this ε_{LB} must be smaller for $f_1(x)$ when $p_0 + p_1 > 1$, because $f_0(x) - f_1(x) > 0$ when $x > 1$. This ensures that $f_1(x_0) < 0$, and so the root $x_1 > x_0$.

We begin by showing that $f_0(x)$ has a single root $x > 1$. First, notice that $f_0(1) = 0$. We then analyze the derivative, showing that it starts negative, has a root, and then is always positive. This indicates that there can only be one root.

$$f'_0(x) = (k + 1)x^k p_0 + kx^{k-1}(\delta - p_0) - p_1 = kp_0 x^{k-1}(x - 1) + x^k p_0 + k\delta x^{k-1} - p_1$$

This has a root $x > 1$ if $x^k p_0 + k\delta x^{k-1} - p_1 < 0$, so we require $p_0 + k\delta - p_1 < 0$. Notice too that $f'_0(x)$ is monotonically increasing at $x > 1$. This ensures that it has only one root $x > 1$. This argument holds, too, for $f_1(x)$, as if $p_0 + k\delta - p_1 < 0$, then $(1 - p_1) + k\delta - (1 - p_0) < 0$.

Algorithm 5: Clipping-Aware Poisoning Attack Generation

Data: Dataset $X \in \mathbb{R}^{n \times d}, Y \in [-.5, .5]$

Result: $D_c = (X_p, Y_p), D_p = (X_p, Y'_p)$

$U, D, V = \text{SVD}(X)$

▷ Singular value decomposition

$x_p = V_d$

$y_p = .5$

Return $(X \parallel x_p, Y \parallel y_p), (X \parallel x_p, Y \parallel -y_p)$

Now that we know both f_0 and f_1 only have a single root, and they are both increasing at that root, we just need to show that $f_1(x_0) < 0$, as this will ensure $x_1 > x_0$. We do this by showing that $\forall x > 1, f_0(x) - f_1(x) > 0$. First, write

$$f_0(x) - f_1(x) = x^{k+1}(p_0 + p_1 - 1) + x^k(1 - p_0 - p_1) + x(1 - p_0 - p_1) + p_0 + p_1 - 1.$$

The δ terms cancel, and we can factor the above into

$$f_0(x) - f_1(x) = (p_0 + p_1 - 1)(x - 1)(x^k - 1).$$

This is always positive when $x > 1$ and $p_0 + p_1 > 1$. □

B Analysis of Backdoor Poisoning-based Auditing

We now provide formal evidence for the effectiveness of backdoor poisoning attacks in auditing differentially private algorithms with a case study on linear regression. To the best of our knowledge, this is also the first formal analysis of backdoor poisoning attacks for a concrete learning algorithm.

Theorem 4. Given a dataset $X \in \mathbb{R}^{n \times d}, Y \in [-.5, .5]^n$, where each $x_i \in X$ satisfies $|x_i|_2 \leq 1$, consider output perturbation to compute ridge regression with regularization λ , satisfying ε, δ differential privacy. Then Algorithm 5 produces a backdoor attack that produces a lower bound

$$\varepsilon_{LB} = \frac{\lambda \varepsilon}{(1 + \lambda + \sigma_d) \sqrt{\pi \ln(1.25/\delta)}} - 4\delta$$

where σ_d is the smallest singular value of X .

Proof. We begin by computing the difference between the optimal linear regression parameters w_0, w_1 for the two datasets $D_0 = (X \parallel x_p, Y \parallel y_p), D_1 = (X \parallel x_p, Y \parallel -y_p)$, respectively. We refer to $X_p = (X \parallel x_p), Y_0 = (Y \parallel y_p), Y_1 = (Y \parallel -y_p)$. We continue to refer to the eigendecomposition of $X^T X = V D V^T$. Recall that the optimal parameters for an arbitrary dataset X, Y with ℓ_2 regularization λ is $(\lambda I + X^T X)^{-1} X^T Y$.

$$\begin{aligned} w_0 - w_1 &= (\lambda I + X_p^T X_p)^{-1} X_p^T (Y_0 - Y_1) \\ &= (\lambda I + X_p^T X_p)^{-1} x_p \\ &= (\lambda I + V D V^T + v_d v_d^T)^{-1} v_d \\ &= (\lambda V I V^T + V D V^T + V \text{diag}(e_d) V^T)^{-1} v_d \\ &= V (\lambda I + D + \text{diag}(e_d))^{-1} V^T v_d \\ &= \frac{v_d}{\lambda + \sigma_d + 1} \end{aligned}$$

The output perturbation algorithm for Ridge regression, with (ε, δ) -DP, adds Gaussian noise with variance $\sigma^2 = 2 \ln(1.25/\delta)(2/\lambda)^2/\varepsilon^2$ to the optimal parameters w .

The optimal distinguisher for $w_0 + \mathcal{N}(0, \sigma^2 \mathbb{I})$ and $w_1 + \mathcal{N}(0, \sigma^2 \mathbb{I})$ is

$$f(w) = \mathbb{1}[w \cdot v_d - 0.5(w_0 + w_1) \cdot v_d < 0].$$

Letting $c = \frac{0.5}{\lambda + \sigma_d + 1}$, the probability of success for this distinguisher is $\Pr[\mathcal{N}(0, \sigma^2) < c]$, which gives an ε lower bound of

$$\ln\left(\frac{\Pr[\mathcal{N}(0, \sigma^2) < c] - \delta}{\Pr[\mathcal{N}(0, \sigma^2) < -c]}\right).$$

We can lower bound $\Pr[0 < \mathcal{N}(0, \sigma^2) < c]$ using the following integral approximation:

$$\Pr[0 < \mathcal{N}(0, \sigma^2) < c] \geq \frac{c}{\sigma\sqrt{2\pi}} \exp(-c^2/2\sigma^2),$$

so our ε lower bound is

$$\ln\left(\frac{0.5 - \delta + c/(\sigma \exp(c^2/2\sigma^2)\sqrt{2\pi})}{0.5 - c/(\sigma \exp(c^2/2\sigma^2)\sqrt{2\pi})}\right) \geq \ln\left(\frac{0.5 - \delta + c/(\sigma \exp(c^2/2\sigma^2)\sqrt{2\pi})}{0.5 + \delta - c/(\sigma \exp(c^2/2\sigma^2)\sqrt{2\pi})}\right).$$

By its Maclaurin series, $\ln\left(\frac{0.5+x}{0.5-x}\right) \geq 4x$. Then we can compute our lower bound on ε to be

$$\varepsilon_{LB} \geq 4\left(\frac{c}{\sigma \exp(c^2/2\sigma^2)\sqrt{2\pi}} - \delta\right) = O\left(\frac{\lambda\varepsilon}{(1 + \lambda + \sigma_d)\sqrt{\ln(1/\delta)}}\right)$$

so the attack differs by a constant factor from the provable ε . □

C ClipBKD with Pretrained Models

State-of-the-art differentially private CIFAR10 models use transfer learning from a fixed pretrained CIFAR100 convolutional neural network. We call the pretrained model function f_0 , which is never updated during training. Training produces a f_1 , such that the entire prediction model is $f(x) = f_1(f_0(x))$.

This makes ClipBKD not directly applicable, as ClipBKD requires access to the input of the trained model f_1 . Then we must try to produce some x such that $f_0(x) = h_p$, where h_p is produced by SVD in Algorithm 3. This is not in general possible, so we instead use gradient descent to optimize the combination of two loss functions on x .

Our first loss function incentivizes decreasing $h_p \cdot v$ for high-variance directions $v \in V_{high}$ from SVD. This ensures the gradient will not move in SGD's noisy directions. Our second loss function incentivizes increasing $h_p \cdot v$ for low-variance directions $v \in V_{low}$ from SVD, ensuring the gradient is distinguishable in low variance directions. Putting these together, we produce x_p by optimizing the following loss function:

$$\begin{aligned} x_p = \arg \max_x & \sum_{v \in V_{low}} (f_0(x) \cdot v)^2 - \sum_{v \in V_{high}} (f_0(x) \cdot v)^2 \\ \text{s.t. } & x \in [0, 1]^d \end{aligned} \tag{3}$$

We perform this optimization by projected gradient descent, running 10000 iterations with a learning rate of 1.

Algorithm 6: Membership Inference [YGFJ18]

Data: Training dataset D_{tr} of size n , Test dataset D_t of size n , Dataset, learning algorithm \mathcal{A}

$f, c = \mathcal{A}(D_{tr})$ ▷ \mathcal{A} returns model and training loss
 $\text{correct_ct} = 0$
For $(x, y) \in D_{tr}$
 | **If** $\ell(f; x, y) < c$ $\text{correct_ct} = \text{correct_ct} + 1$ ▷ training set should have small loss;
For $(x, y) \in D_t$
 | **If** $\ell(f; x, y) > c$ $\text{correct_ct} = \text{correct_ct} + 1$ ▷ test set should have higher loss;
 $\text{Adv} = \text{correct_ct}/2n$
 $\varepsilon_{LB} = \ln(\text{Adv}/(1 - \text{Adv}))$

D Membership Inference

In membership inference [YGFJ18], an adversary is given a model f and its training loss c and seeks to understand whether a given data point (x, y) was used to train the model. Although alternative formulations have been proposed [SSSS17], we focus on the one proposed by [YGFJ18]. Intuitively, the attack relies on a generalization gap: the loss on training data should be smaller than the loss on test data. The algorithm is provided a set of $2n$ elements, n of which were used for training, and n not used for training, and predicts that any sample with loss lower than the training loss. The accuracy of these predictions is bounded by $\frac{\exp(\varepsilon)}{1+\exp(\varepsilon)}$ for any ε -differentially private algorithm, so we can produce a lower bound ε_{LB} from it. The algorithm is provided in Algorithm 6.