



NATIONAL PROFILE

ECONOMIC WELL-BEING

UNITED STATES

Children in poverty US 11,583,000	17% 2019	16% 2022	↓ BETTER
Children whose parents lack secure employment US 18,635,000	26% 2019	26% 2022	= SAME
Children living in households with a high housing cost burden US 21,807,000	30% 2019	30% 2022	= SAME
Teens not in school and not working US 1,149,000	6% 2019	7% 2022	↑ WORSE

EDUCATION


UNITED STATES

Young children (ages 3 and 4) not in school US 4,328,000	52% 2013-17	54% 2018-22	↑ WORSE
Fourth graders not proficient in reading US N.A.	66% 2019	68% 2022	↑ WORSE
Eighth graders not proficient in math US N.A.	67% 2019	74% 2022	↑ WORSE
High school students not graduating on time* US N.A.	14% 2018-19	14% 2020-21	= SAME

N.A.: Not available *Graduation data may not be comparable across time due to the impact of the COVID-19 pandemic.




HEALTH

UNITED STATES

Low birth-weight babies <small>US 315,288</small>	8.3% <small>2019</small>	8.6% <small>2022</small>	 WORSE
Children without health insurance <small>US 3,932,000</small>	6% <small>2019</small>	5% <small>2022</small>	 BETTER
Child and teen deaths per 100,000 <small>US 23,140</small>	25 <small>2019</small>	30 <small>2022</small>	 WORSE
Children and teens (ages 10 to 17) who are overweight or obese** <small>US N.A.</small>	N.A. <small>N.A.</small>	33% <small>2021-22</small>	N.A.

FAMILY AND COMMUNITY

UNITED STATES

Children in single-parent families <small>US 23,331,000</small>	34% <small>2019</small>	34% <small>2022</small>	= SAME
Children in families where the household head lacks a high school diploma <small>US 8,015,000</small>	12% <small>2019</small>	11% <small>2022</small>	 BETTER
Children living in high-poverty areas <small>US 5,682,000</small>	12% <small>2013-17</small>	8% <small>2018-22</small>	 BETTER
Teen births per 1,000 <small>US 143,789</small>	17 <small>2019</small>	14 <small>2022</small>	 BETTER

N.A.: Not available **Overweight or obese data are not comparable across time due to methodology changes.

The Annie E. Casey Foundation | www.aecf.org

Find additional data at datacenter.aecf.org/USA.

Learn about child well-being and state rankings at www.aecf.org/databook.