

## Gambling Industry Statistics

April 2018 to March 2022

Executive Summary .....	3
Gambling Industry Overview .....	4
Operators and Licensed Activities .....	7
Premises .....	8
Machines across non-remote sectors .....	9
Arcades (non-remote) .....	10
Betting (non-remote) .....	11
Betting (remote) .....	12
Bingo (non-remote) .....	13
Bingo (remote) .....	14
Casino (non-remote) .....	15
Casino (remote) .....	16
Lotteries (non-remote and remote) .....	17
The National Lottery (non-remote and remote) .....	18

Gambling Industry Statistics report on the size and shape of the customer facing gambling industry in Great Britain.

This report provides an overview of Gross Gambling Yield (GGY) made by licensed gambling operators from GB gambling customers for each customer-facing sector, along with the numbers of licensed operators and premises. It is based on data reported to us by the operators we license and regulate.

[Various lockdown rules and restrictions](#) throughout the last two reporting periods have significantly impacted the gambling industry. These measures were most severe during the reporting period April 2020 to March 2021, though at the beginning of the latest period considered here, lockdown restrictions were still in the process of [being lifted](#). We have not included estimated figures where returns have either been late or are not yet due, as we would not expect the previous period's heavily pandemic affected figures to be comparable to the figures from this reporting period. We accept that this may result in some figures which underestimate the actual totals. The methodology used for estimations in previous publications is explained [here](#).

## Remote Gambling

RCBB accrued £6.4bn GGY which can be broken down into 3 individual areas.

- Online casino games dominate the sector, generating £3.9bn in GGY, £3.0bn of which was from slots games.
- GGY for remote betting totalled £2.4bn, led by football (£1.1bn) and horse betting (£768.5m).
- GGY for remote bingo totalled £183.5m.

This reporting period saw a decrease in the number of new account registrations with RCBB operators (down 1.0% to 32.6m). In comparison to the latest pre-lockdown period however, there is an increase by 9.1%. The number of active accounts went up 7.0% to 31.9m and 5.9% from pre-lockdown. The total funds held in customer accounts was at £910.5m at the end of the reporting period. This is a £16.7m (1.9%) increase on the previous period end and a £217.9 million (31.5%) increase on the last pre-lockdown period end.

## Non-Remote Gambling

Non-remote betting GGY was the third largest sector by GGY with £2.1bn (a 105.6% increase on the previous lockdown heavy period and a 11.9% decrease on the latest pre-lockdown period).

GGY at venues (on-course), at betting shops (off-course), and pool betting all replicated the increase and decrease with reference to lockdown and pre-lockdown periods. Within off-course data, machines GGY increased by £590.6m to £1.0bn during the last period but decreased by £13.6m (1.3%) from the latest pre-lockdown period. Machines represented 50.0% of total GGY in the non-remote betting sector.

Total numbers of betting premises have continued to decline for the eighth consecutive reporting period to 6,219 (19.1% down on the pre-lockdown period).

The non-remote casino sector saw a £575.1 million increase in GGY to £691.8m (casino games at £511.2m & casino machines at £180.6m) for this last reporting period. This followed a decrease of £900.9m in GGY (casino games by £718.1m & casino machines by £182.8m) during the lockdown heavy period.

Non-remote bingo GGY saw a £142.5m increase to £388.6m (bingo games at £147.4m & bingo machines at £241.2m) for this last reporting period. This followed a decrease of £330.1m (bingo games by £170.1m & bingo machines by £160.0m) during the lockdown heavy period.

In the arcades sector, adult gaming centres showed a GGY increase of £21.7m (9.3%), to £255.4m for this last reporting period. This followed a decrease of £149.1m during the heavy lockdown period. GGY for licensed family entertainment centres decreased, by 5.9% to £22.9m. This followed a decrease of £23.8m during the heavy lockdown period. Note that this data does not include family entertainment centres which operate using a permit from a local authority.

## Lotteries

During April 2021 to March 2022 the National Lottery ticket sales totalled £8.1bn, of which £4.6bn was returned as prizes and the primary contribution to good causes totalled £1.7bn. Each of these were lower than the previous period (by 3.5%, 5.0% and 0.5% respectively) however, they were higher than in the April 2019 to March 2020 reporting period (by 2.4%, 2.4% and 3.4% respectively).

During April 2021 to March 2022 lotteries (excluding the National Lottery and small society lotteries) ticket sales totalled £919.1m, of which £253.3m was returned as prizes and the contribution to good causes totalled £417.1m. Each of these are the highest figures reported to date, comprising increases of 5.4%, 7.0% and 3.8% respectively compared to 2020/21 and increases of 10.4%, 15.5% and 13.4% respectively compared to 2019/20.

This publication is primarily for anyone who has an involvement or interest in the gambling industry including government, licensed operators, trade bodies, international regulators, journalists, academic researchers, financial institutions, statisticians, consumers, and local authorities.

About [the status of official statistics](#).

Read about [how we prepare our industry statistics](#).

## Gross gambling yield

During the period April 2021 to Mar 2022, the regulated gambling industry in Great Britain generated a gross gambling yield (GGY) or equivalent\* of £14.1bn, a 10.9% increase compared with the previous reporting period.

### Industry GGY by sector (£m)

Sector	Apr 2018 - Mar 2019	Apr 2019 - Mar 2020R	Apr 2020 - Mar 2021R	Apr 2021 - Mar 2022P	% Change
Arcades (non-remote)	446.50	430.93	258.07	278.31	7.8%
Betting (non-remote)	3,261.86	2,415.45	1,035.00	2,127.64	105.6%
Betting (remote)	2,020.86	2,325.81	2,644.46	2,363.60	-10.6%
Bingo (non-remote)	674.05	576.31	246.17	388.63	57.9%
Bingo (remote)	176.19	177.06	189.07	183.54	-2.9%
Casino (non-remote)	1,058.82	1,017.59	116.70	691.78	492.8%
Casino (remote)	3,108.43	3,232.15	4,038.77	3,897.74	-3.5%
Lotteries* (remote and non-remote)	540.59	612.73	634.97	665.67	4.8%
The National Lottery* (remote and non-remote)	3,079.30	3,399.21	3,531.65	3,483.24	-1.4%
<b>Total</b>	<b>14,366.60</b>	<b>14,187.25</b>	<b>12,694.85</b>	<b>14,080.15</b>	<b>10.9%</b>

#### Notes:

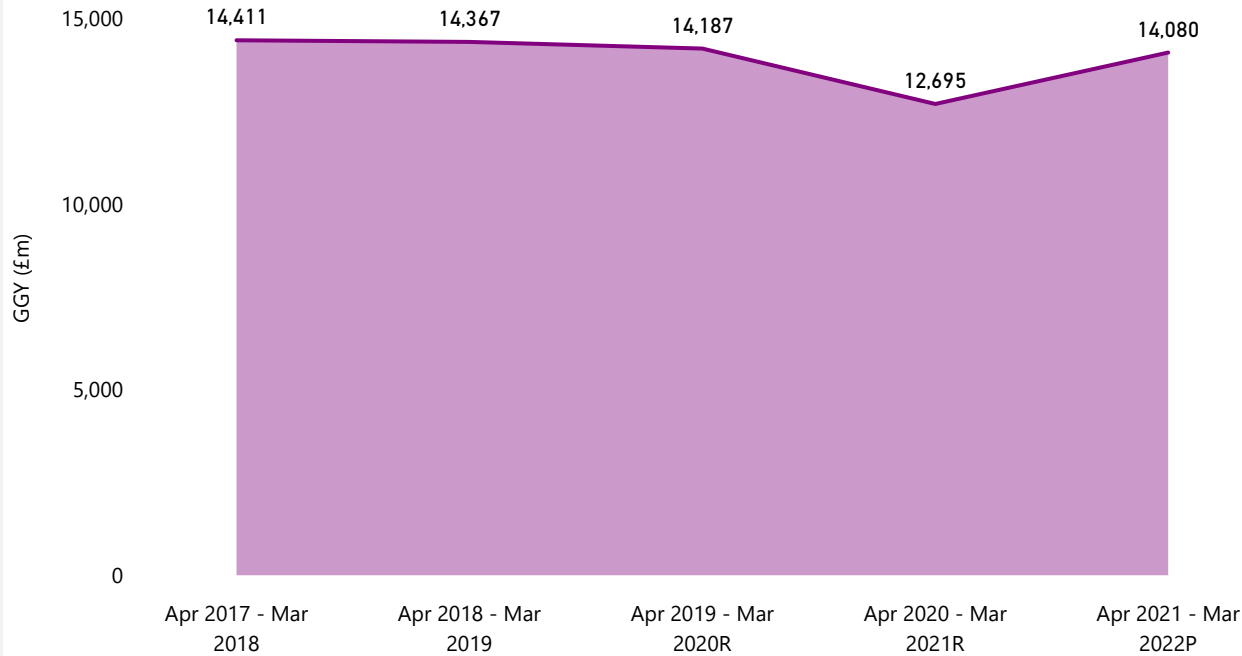
\* GGY equivalent for the National Lottery and large society lotteries is total proceeds minus total prizes. This data includes both non-remote and remote GGY.

R - Previously published data revised.

P - Provisional new data.

# Gambling Industry Overview (continued)

Gambling industry GGY (£m)



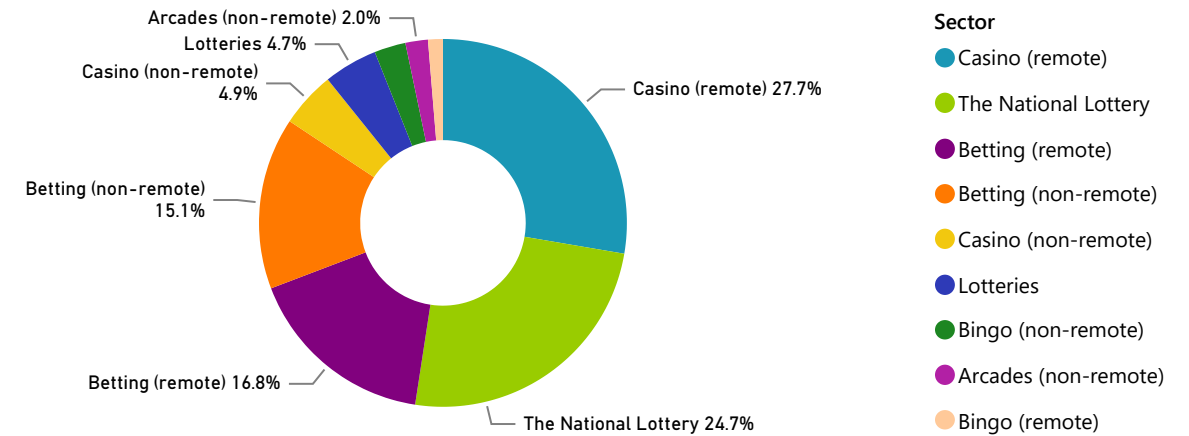
£14,080M

Industry GGY

10.9%

Change from previous period

Gambling industry GGY by sector for latest period

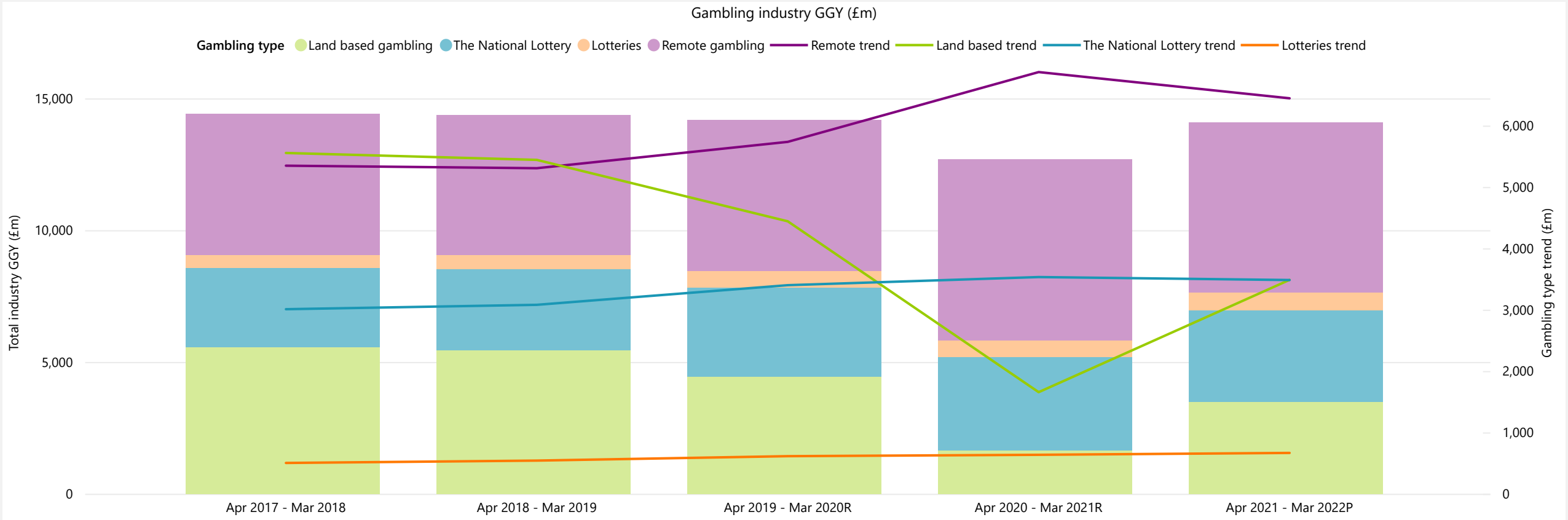


## Key Points:

Overall industry GGY increased by £1,385.3m (10.9%) from £12,694.9m to £14,080.2m between periods April 2020 - March 2021 and April 2021 - March 2022. Increases by sector were seen in betting (non-remote) by £1,092.6m (105.6%), casino (non-remote) by £575.1m (492.8%), bingo (non-remote) by £142.5m (57.9%), Lotteries (remote and non-remote) by £30.7m (4.8%) and arcades (non-remote) by £20.2m (7.8%). Between the same periods GGY decreased in betting (remote) by £280.9m (-10.6%), casino (remote) by £141.0m (-3.5%), National Lottery (non-remote and remote) by £48.4m (-1.4%) and bingo (remote) by £5.5m (-2.9%). Between periods April 2017 - March 2018 and April 2021 - March 2022 industry GGY decreased by £330.4m (-2.3%) from £14,410.6m to £14,080.2m.

## Notes:

For The National Lottery and lotteries, figures are a GGY equivalent. For lotteries, this includes any GGY equivalent raised through external lottery managers. Sales from operators with gaming machine technical, trading rooms only and gambling software licensed activities are not included in these charts.

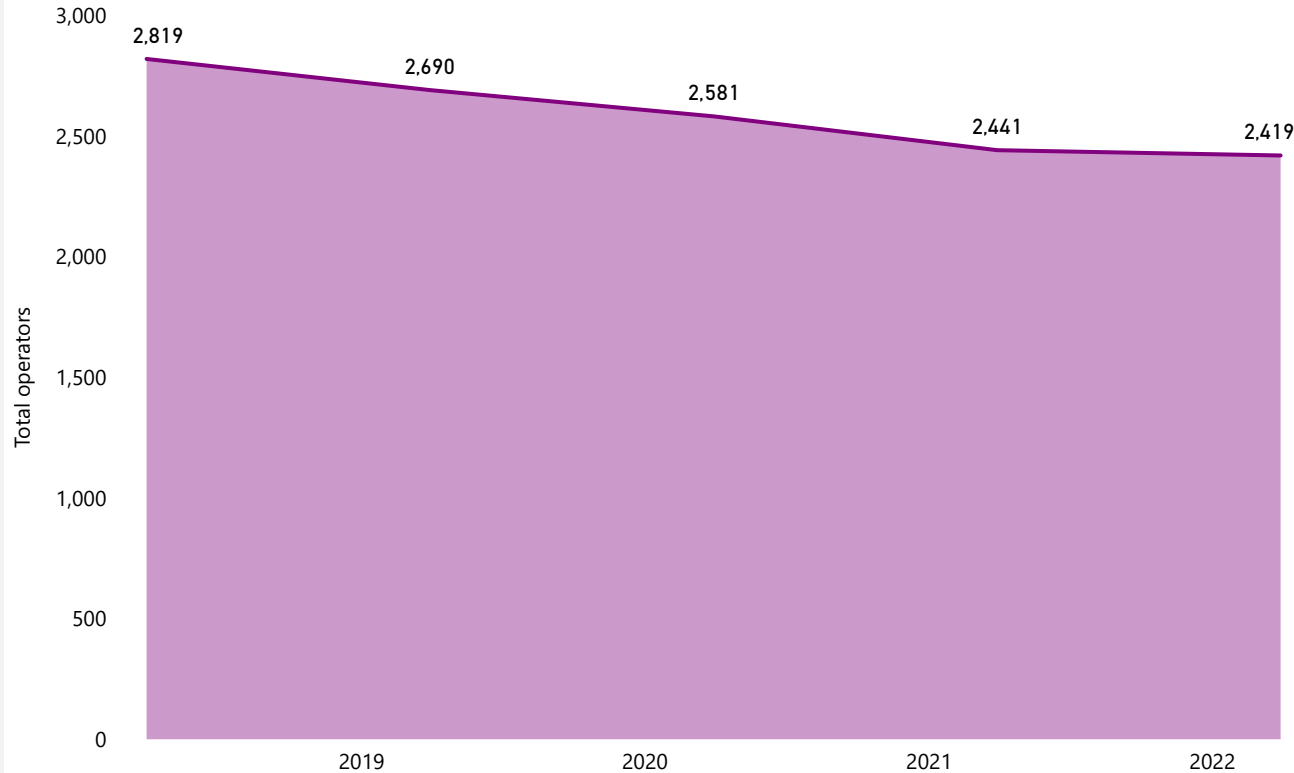


**Key Points:**

Between April 2021 - March 2022, gambling industry GGY comprised of £6,444.9m (45.8%) Remote gambling, £3,486.4m (24.8%) Land based gambling, £3,483.2m (24.7%) National Lottery and £665.7m (4.7%) Lotteries.

Between periods April 2017 - March 2018 and April 2021 - March 2022, Remote gambling increased by £1,098.2m (20.5%) from £5,346.7m to £6,444.9m, Land based gambling decreased by £2,067.4m (-37.2%) from £5,553.8m to £3,486.4m, The National Lottery GGY equivalent increased by £475.4m (15.8%) from £3,007.8m to £3,483.2m and Lotteries GGY equivalent increased by £163.4m (32.5%) from £502.3m to £665.7m.

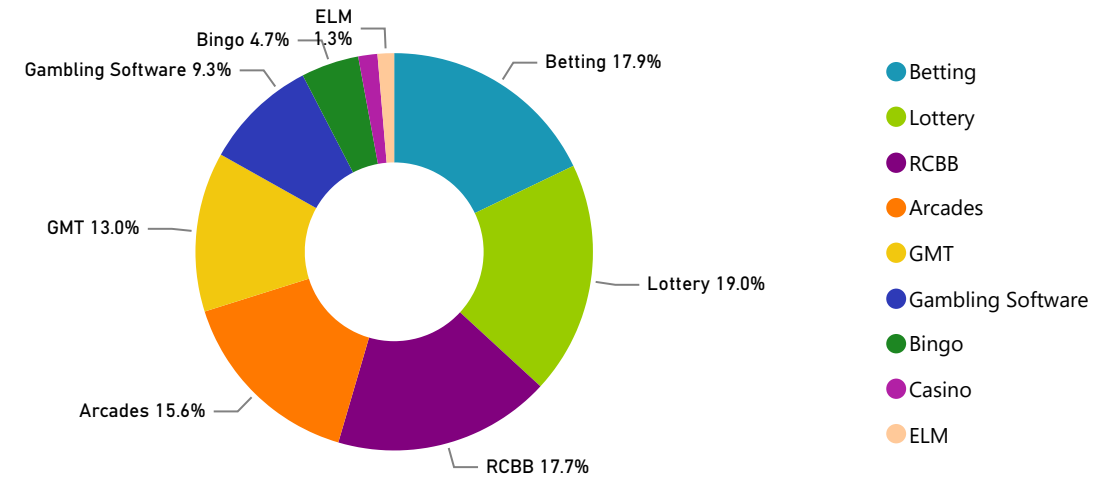
Number of licensed operators



**2,419**  
Licensed operators

**-0.9%**  
Change from previous period

Licensed activities by sector for latest period

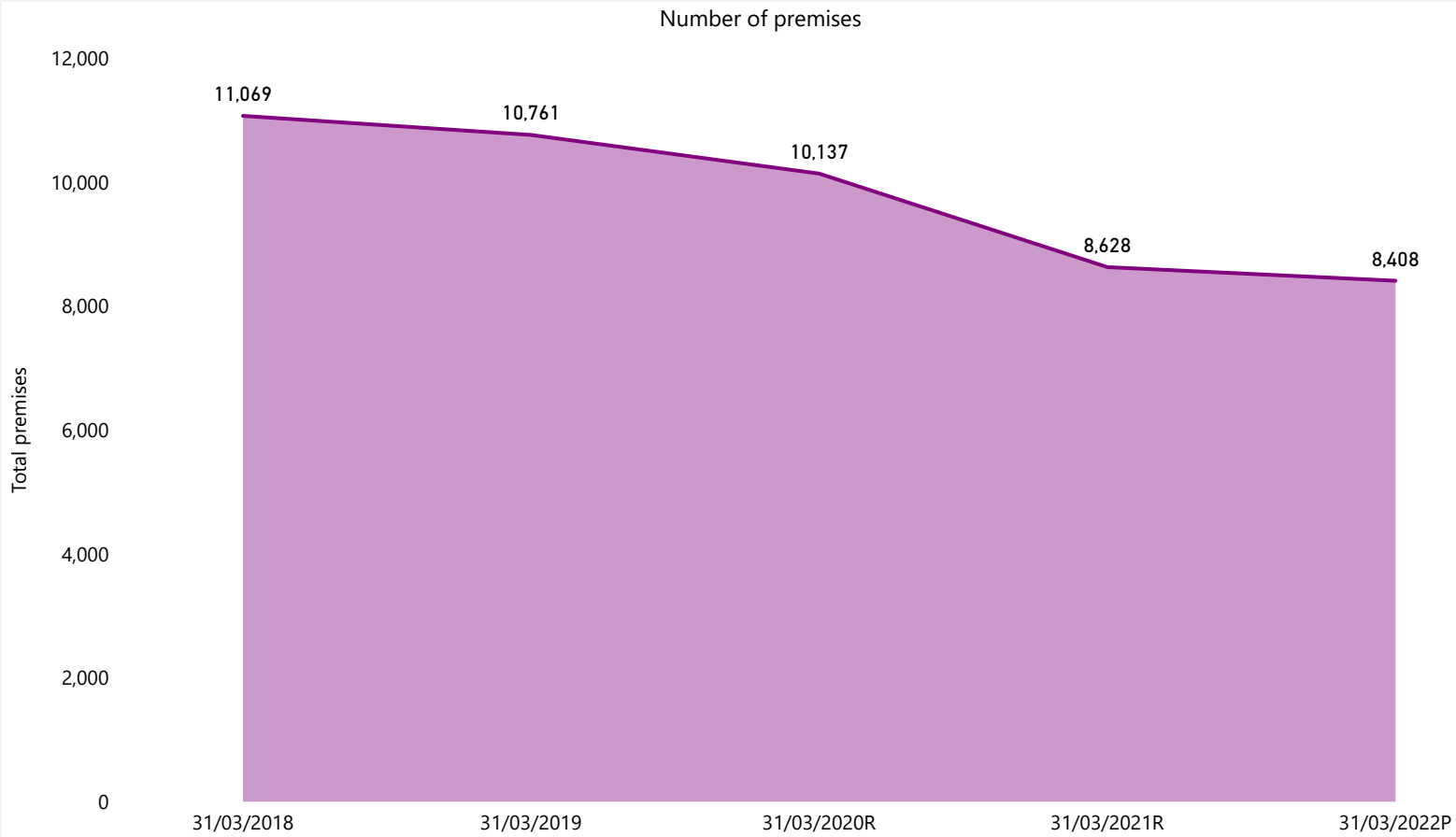


## Key Points:

The total number of licensed operators decreased by 22 (-0.9%) from 2,441 to 2,419 between March 2021 and March 2022.

Between March 2018 and March 2022, the total number of licensed operators decreased by 400 (-14.2%) from 2,819 to 2,419.

Between March 2021 and March 2022, the total number of activities operators are licensed for decreased in non-remote betting by 17 (-2.8%), remote casino, betting and bingo (RCBB) by 8 (-1.3%), gambling software by 4 (-1.3%), gaming machine technical (GMT) by 3 (-0.7%), external lottery manager by 2 (-4.3%), non-remote bingo by 1 (-0.6%). There was an increase in arcades by 3 (0.6%).

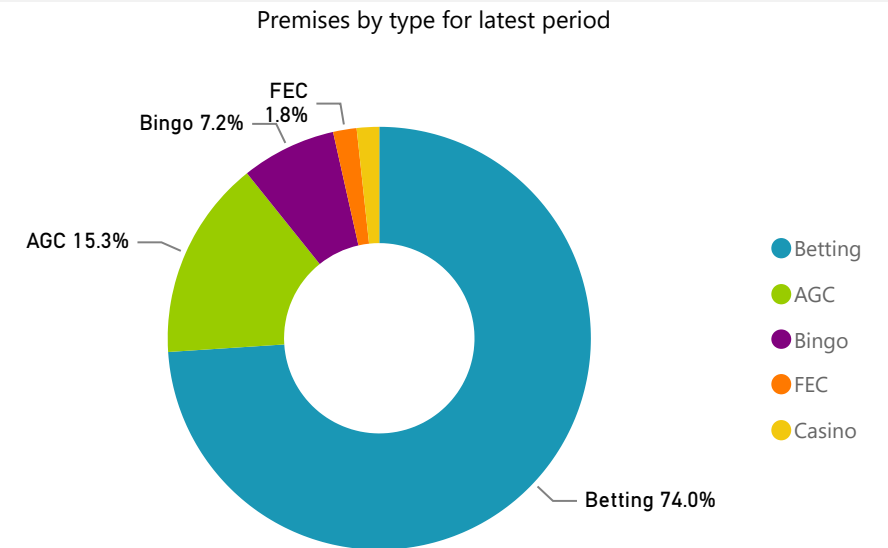


**8,408**

Premises

**-2.5%**

Change from previous period



### Key Points:

Between March 2021 and March 2022, the overall number of premises decreased by 220 (-2.5%) from 8,628 to 8,408.

By sector, there was a decline in non-remote betting by 243 (-3.8%) and arcades by 183 (-8.8%).

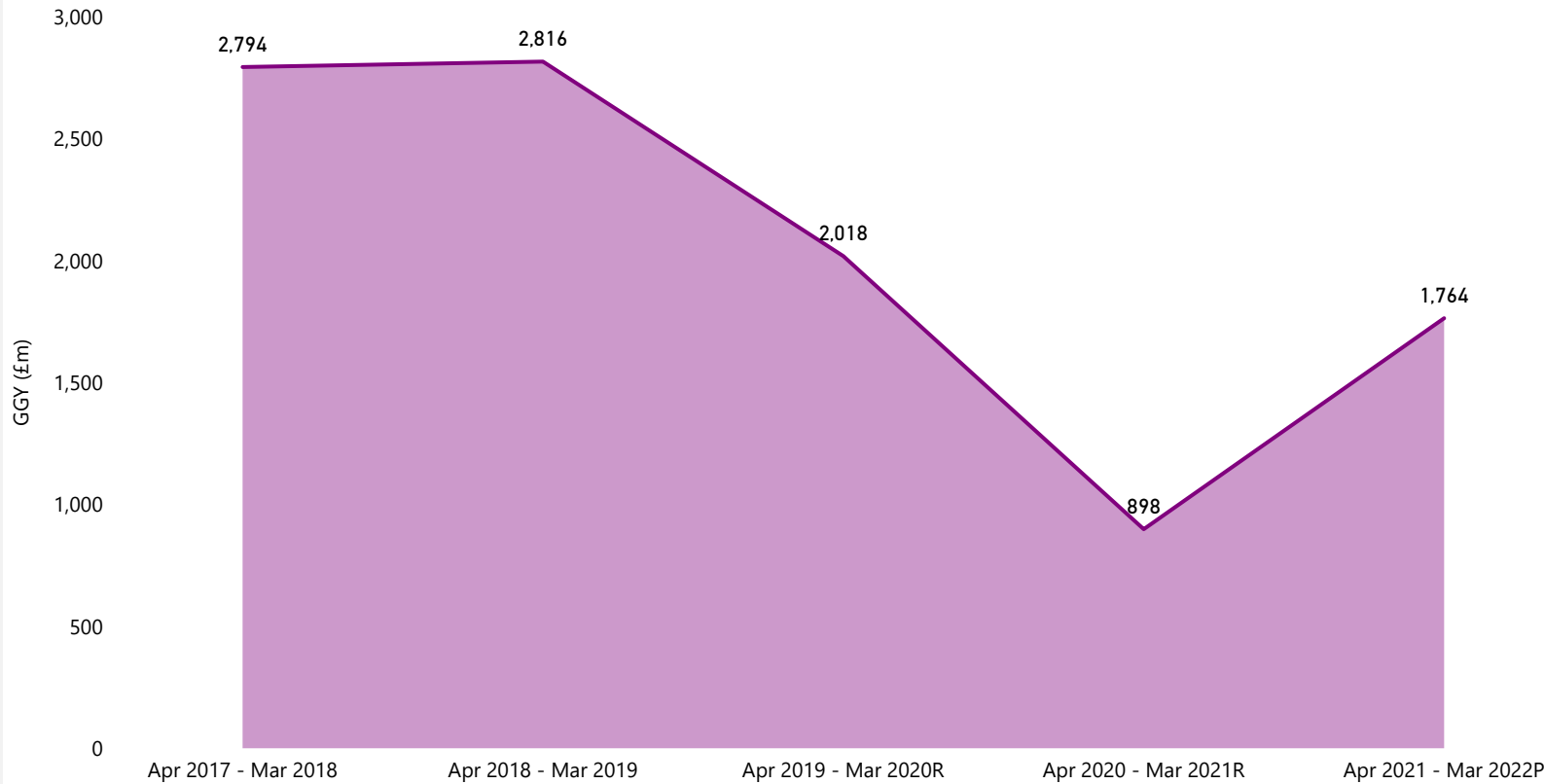
There were increases in non-remote casino by 137 (1957.1%) and non-remote bingo by 24 (4.1%)

Between March 2018 and March 2022, the total number of licensed premises decreased by 2,661 (-24.0%) from 11,069 to 8,408.



# Machines across non-remote sectors

Machines across non-remote sectors GGY (£m)



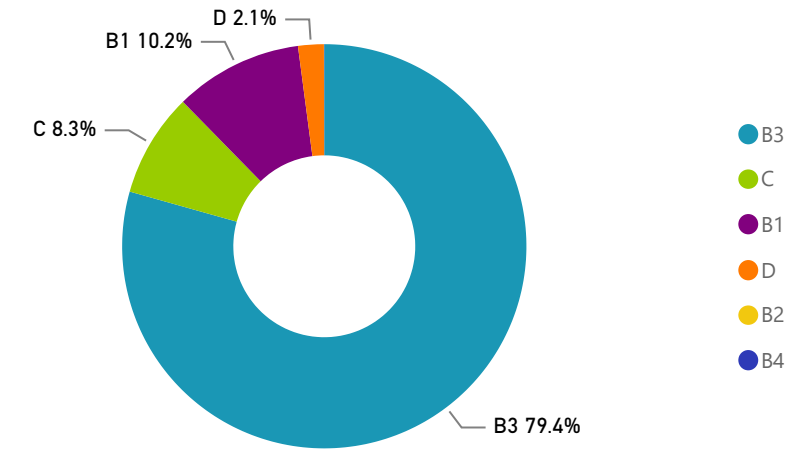
**£1,764M**

Machines GGY

**96.3%**

Change from previous period

Machines across non-remote sectors GGY by sector latest period



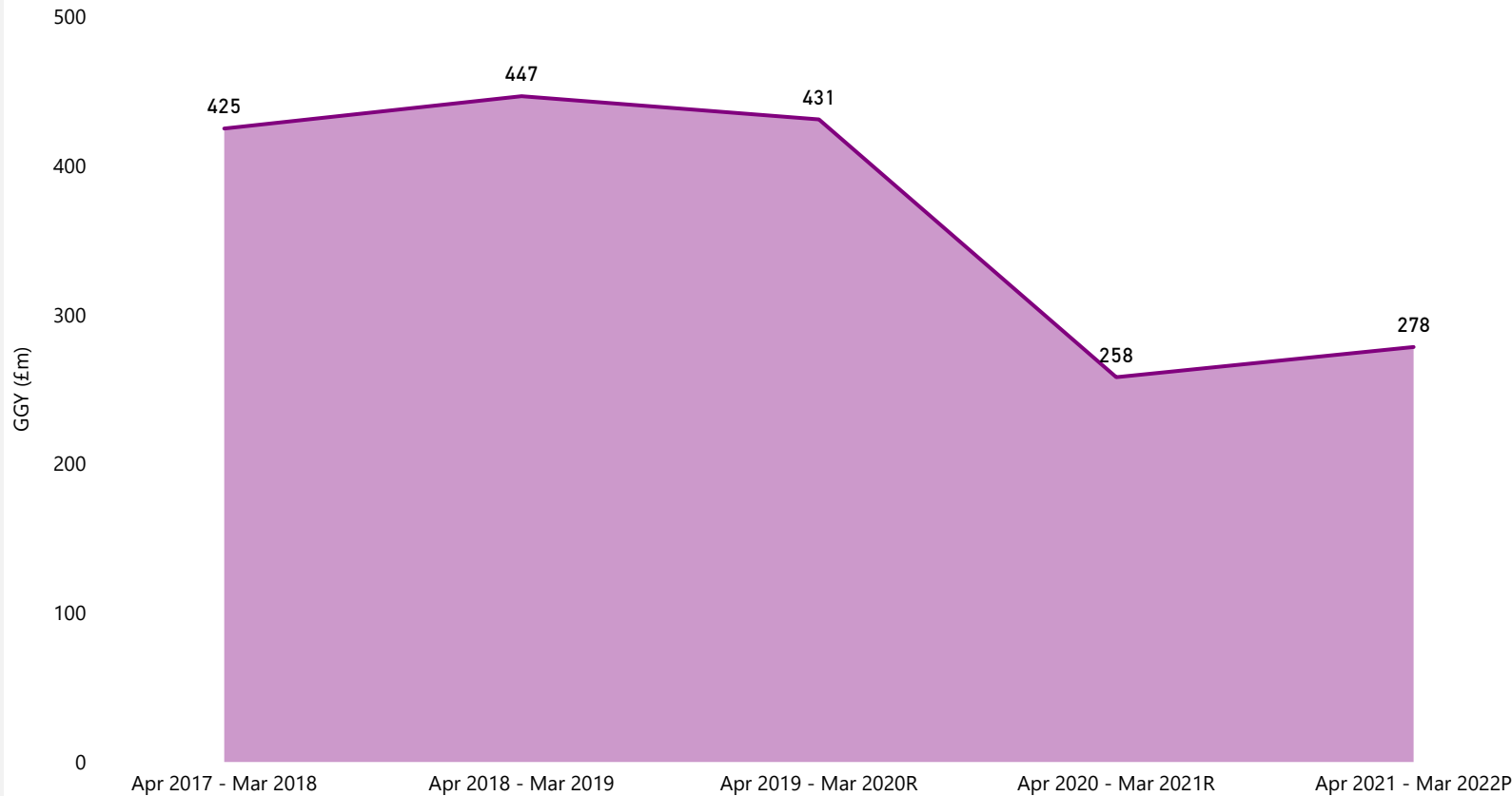
## Key Points:

Between periods April 2020 - March 2021 and April 2021 - March 2022, GGY for machines across non-remote sectors increased by £865.3m (96.3%) from £898.5m to £1,763.8m. By category there was an increase of GGY for B3 by £680.0m (94.5%), B1 by £146.7m (432.2%), C by £38.5m (35.6%), B4 by £0.04m (10.7%), D by £0.03m (0.1%) and B2 by £0.1m (10.1%). Between periods April 2017 - March 2018 and April 2021 - March 2022 machines across non-remote sectors GGY decreased by £1,030.2m (-36.9%) from £2,794.0m to £1,763.8m.

## Notes:

A change in regulations reducing maximum stakes from £100 to £2 for Category B2 machines took effect in April 2019.

Arcades (non-remote) GGY (£m)



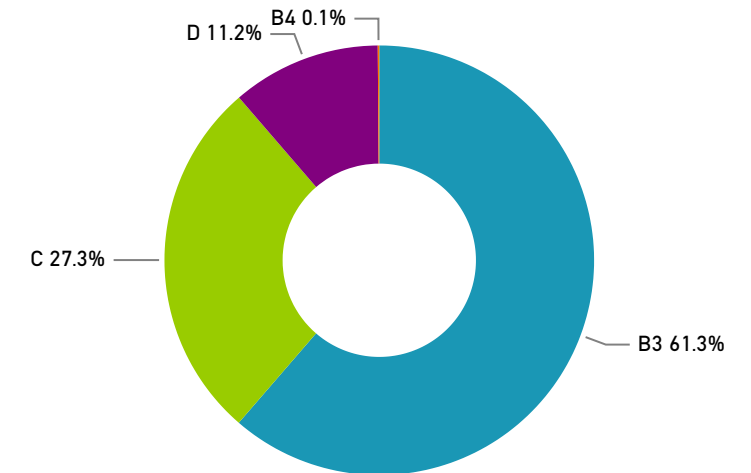
**£278M**

Arcades (non-remote) GGY

**7.8%**

Change from previous period

Arcades (non-remote) GGY by machine category for latest period



## Key Points:

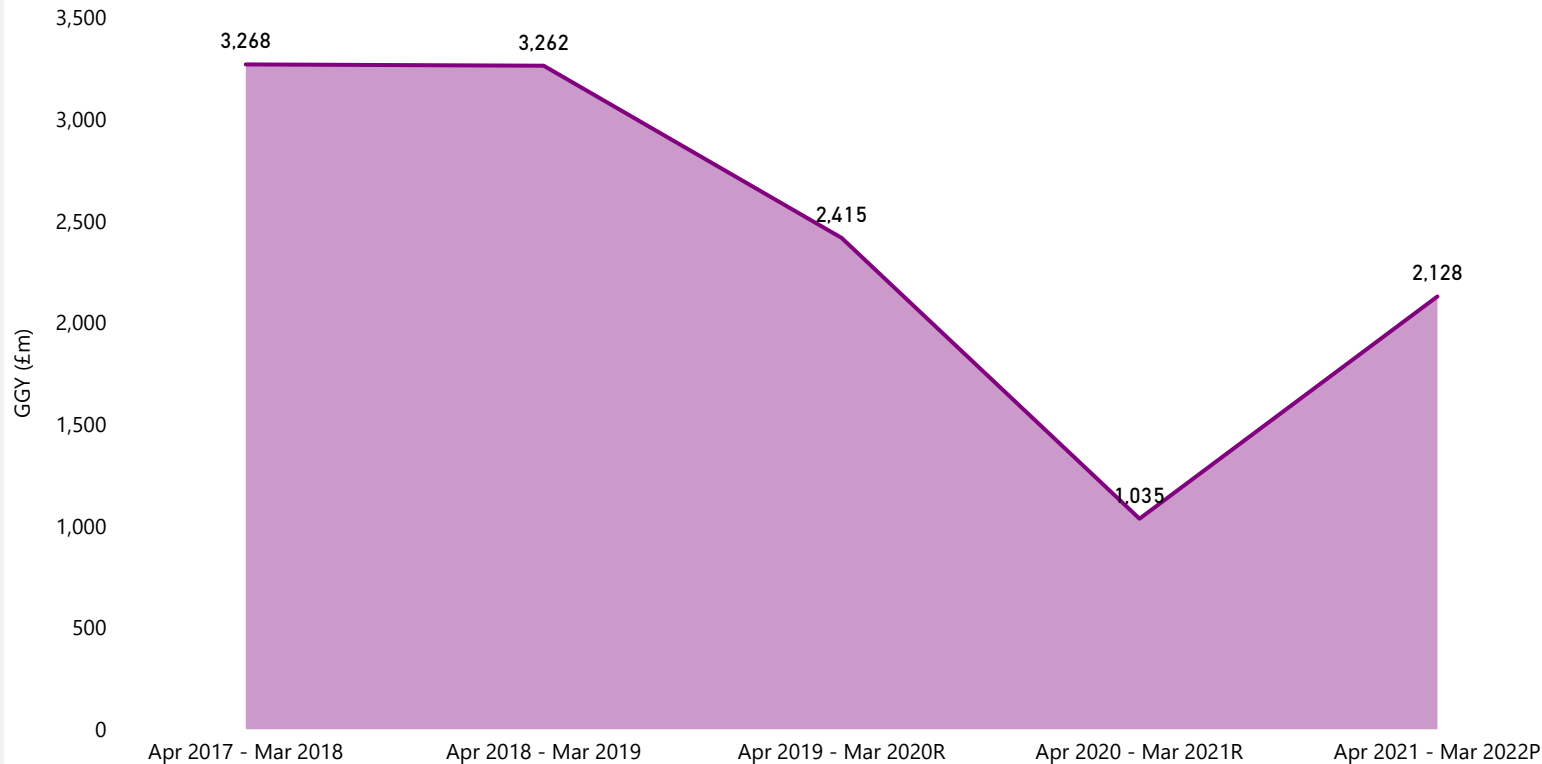
Between periods April 2020 - March 2021 and April 2021 - March 2022, GGY for Arcades (non-remote) increased by £20.2m (7.8%) from £258.1m to £278.3m.

By category, there were increases for B3 by £16.9m (11.0%), C by £4.8m (6.7%) and B4 by £0.1m (34.5%).

Category D machines GGY decreased by £1.5m (4.7%).

Between periods April 2017 - March 2018 and April 2021 - March 2022 Arcades (non-remote) GGY decreased by £146.5m (-34.5%) from £424.8m to £278.3m.

Betting (non-remote) GGY (£m)



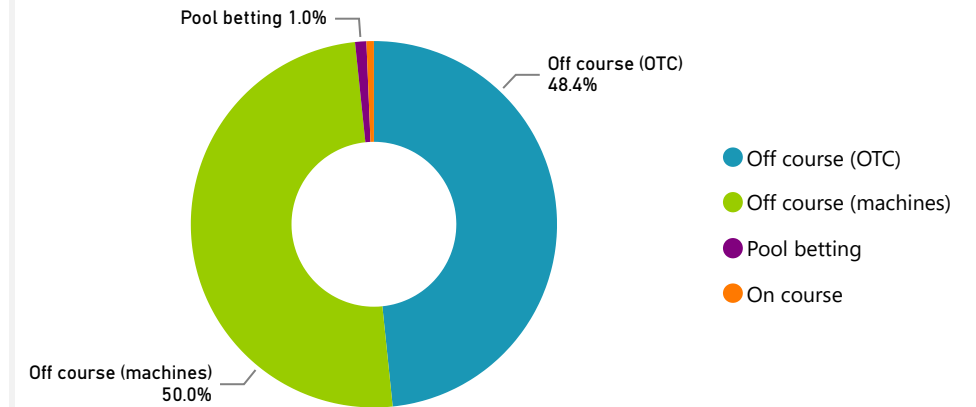
**£2,128M**

Betting (non-remote) GGY

**105.6%**

Change from previous period

Betting (non-remote) GGY by type for latest period



**Key Points:**

Between periods April 2020 - March 2021 and April 2021 - March 2022, GGY for Betting (non-remote) increased by £1,092.6m (105.6%) from £1.0bn to £2.1bn.

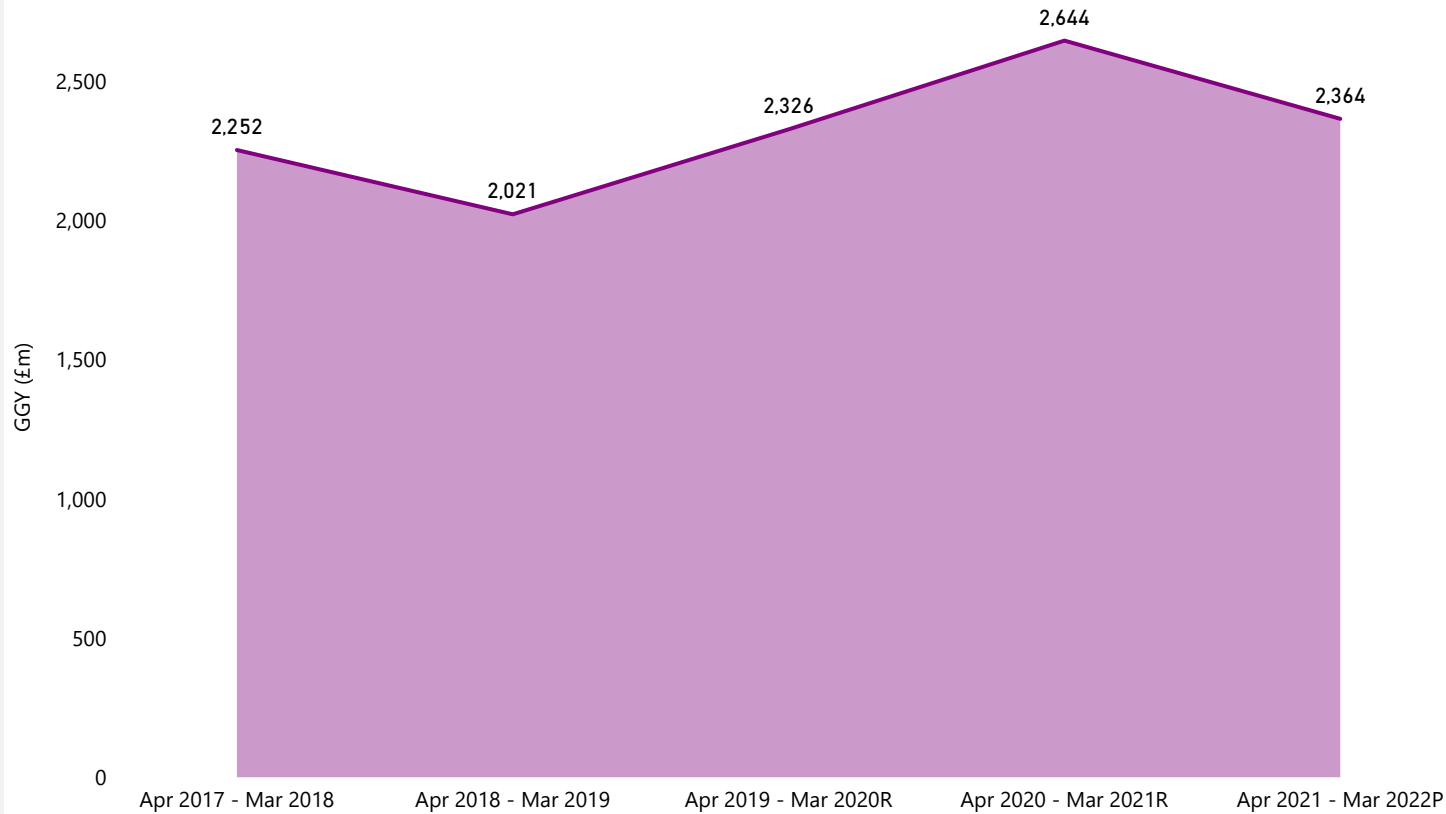
By type, there were increases for Off-course (machines) by £590.6m (124.9%), Off-course (over the counter) by £480.2m (87.5%), Pool by £11.8m (126.5%) and On-course betting by £10.0m (256.6%).

Between periods April 2017 - March 2018 and April 2021 - March 2022 Betting (non-remote) GGY decreased by £1.1bn (-34.9%) from £3.3bn to £2.1bn.

**Notes:**

A change in regulations reducing maximum stakes from £100 to £2 for Category B2 machines took effect in April 2019.

Betting (remote) GGY (£m)



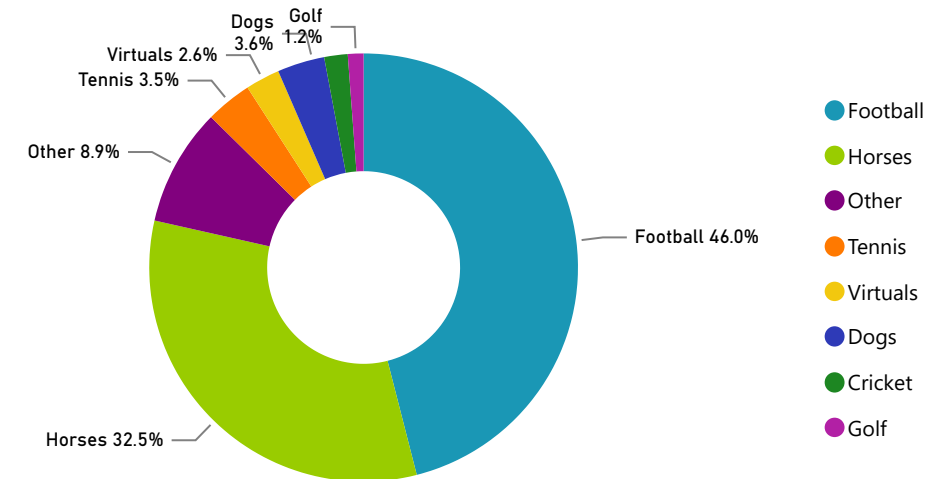
**£2,364M**

Betting (remote) GGY

**-10.6%**

Change from previous period

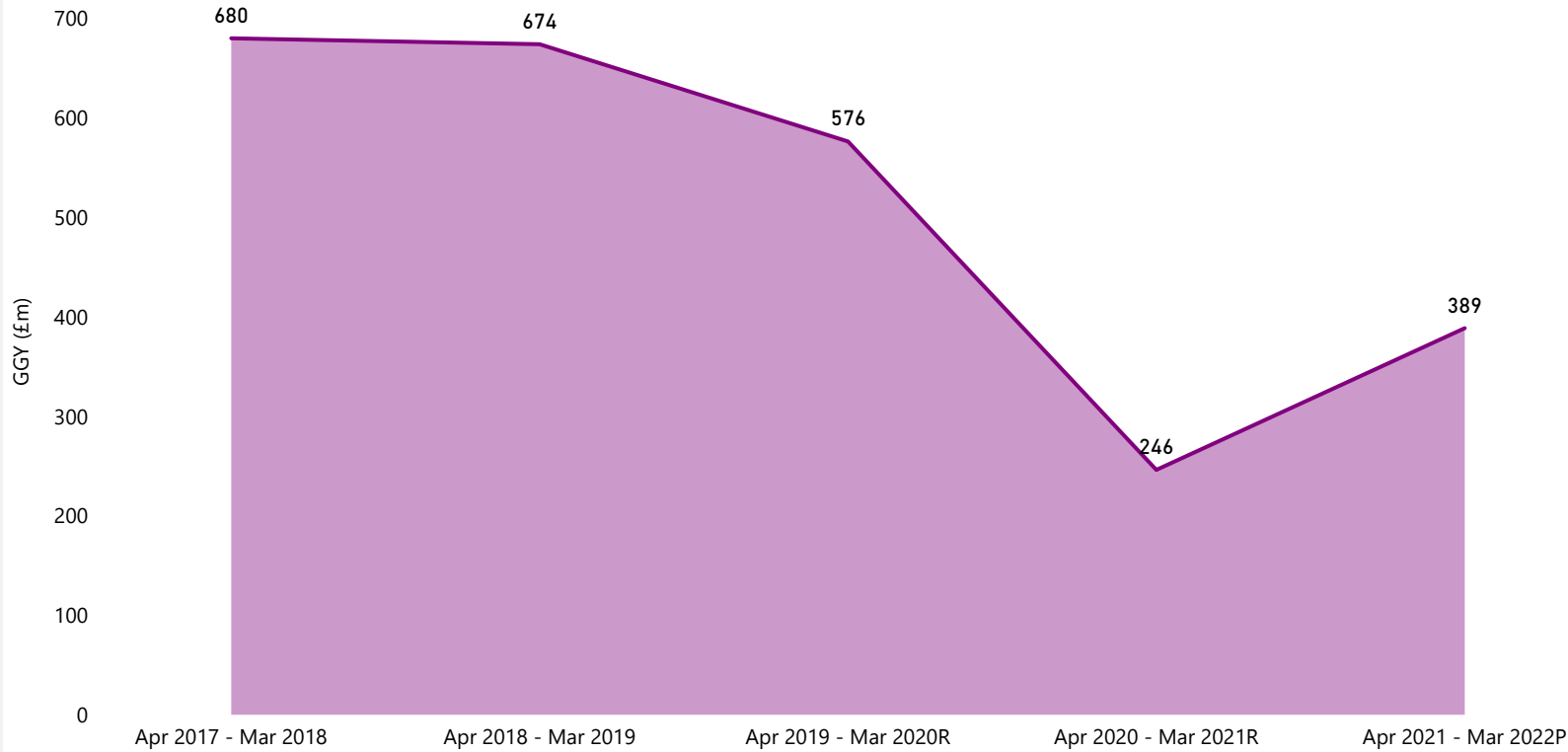
Betting (remote) GGY by category for latest period



**Key Points:**

Between periods April 2020 - March 2021 and April 2021 - March 2022, GGY for Betting (remote) decreased by £280.9m (-10.6%) from £2,644.5m to £2,363.6m. By category, there were decreases for Football by £132.2m (-10.8%), Horses by £87.6m (-10.2%), Other by £58.4m (-21.8%) and Virtual by £41.3m (-40.3%). There were increases in GGY for Tennis by £16.2m (24.5%), Cricket by £10.0m (31.4%), Golf by £6.6m (30.7%) and Dogs by £5.9m (7.5%). Between periods April 2017 - March 2018 and April 2021 - March 2022 Betting (remote) GGY increased by £112.0m (5.0%) from £2.3bn to £2.4bn.

Bingo (non-remote) GGY (£m)



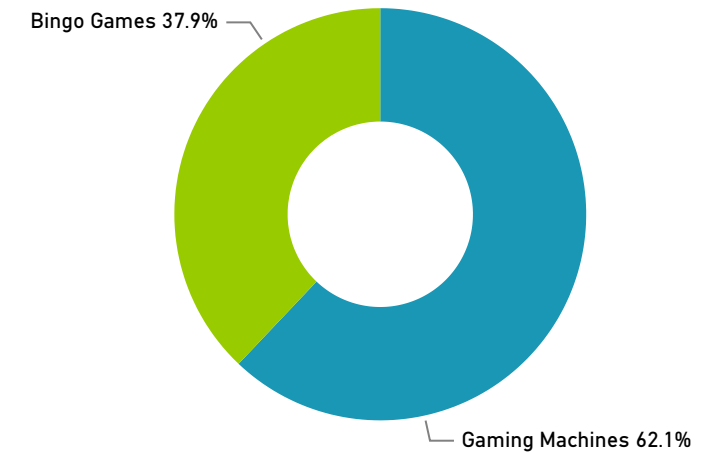
**£389M**

Bingo (non-remote) GGY

**57.9%**

Change from previous period

Bingo (non-remote) GGY by type for latest period



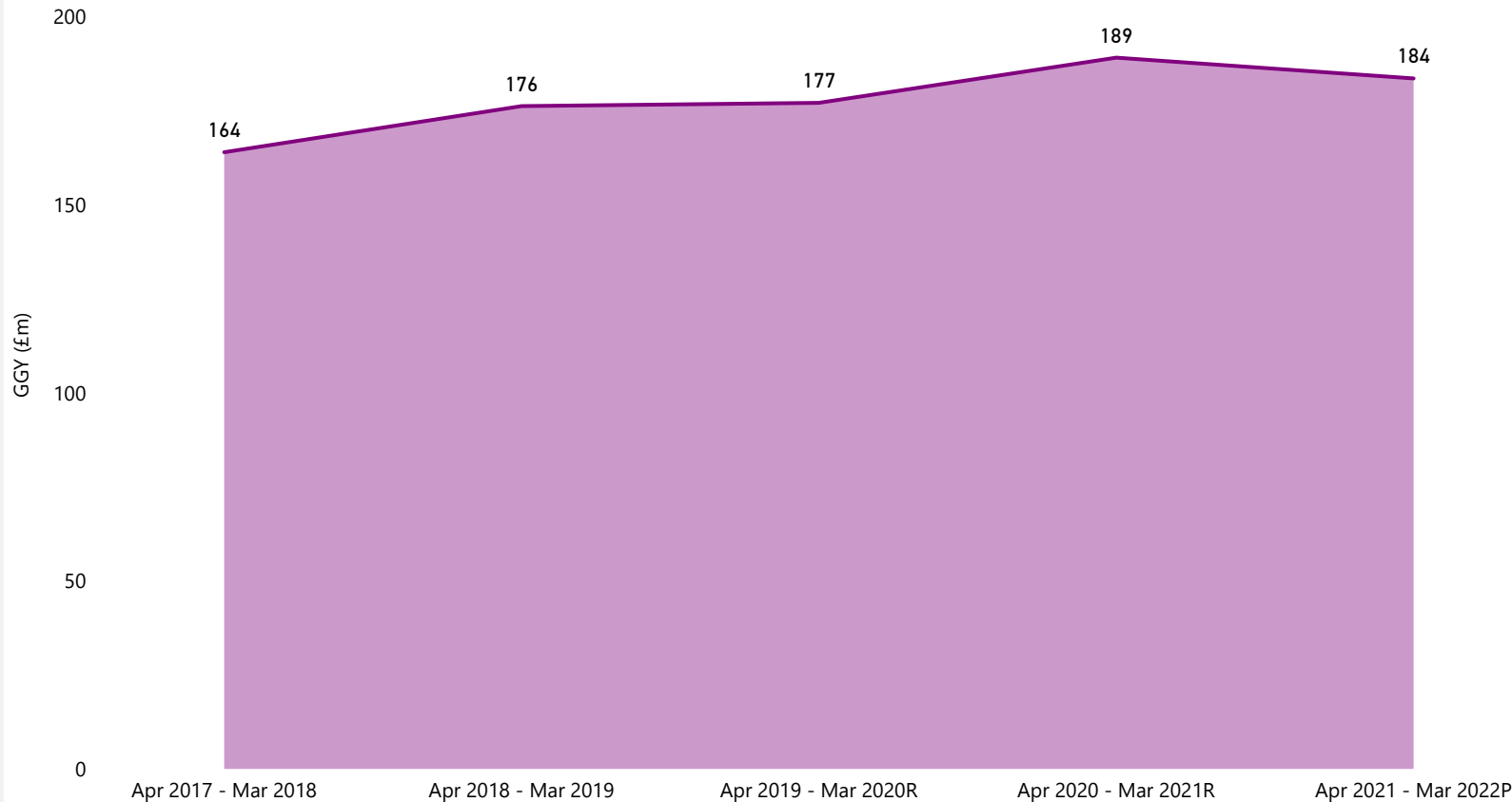
**Key Points:**

Between periods April 2020 - March 2021 and April 2021 - March 2022, GGY for Bingo (non-remote) GGY increased by £142.5m (57.9%) from £246.2m to £388.6m. By type, there were increases in GGY for Machines by £107.8m (80.7%) and Bingo Games by £34.7m (30.8%). Between periods April 2017 - March 2018 and April 2021 - March 2022 Bingo (non-remote) GGY decreased by £291.4m (-42.8%) from £680.0m to £388.6m.

**Notes:**

Data from electronic bingo terminals (EBTs) is included within bingo games and gaming machines GGY figures.

Bingo (remote) GGY (£m)



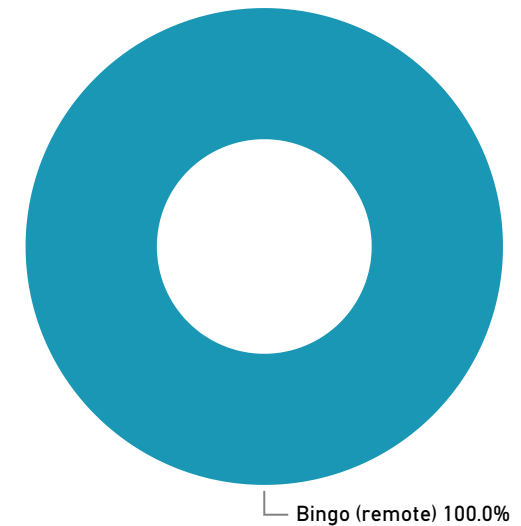
**£184M**

Bingo (remote) GGY

**-2.9%**

Change from previous period

Bingo (remote) GGY by type for latest period

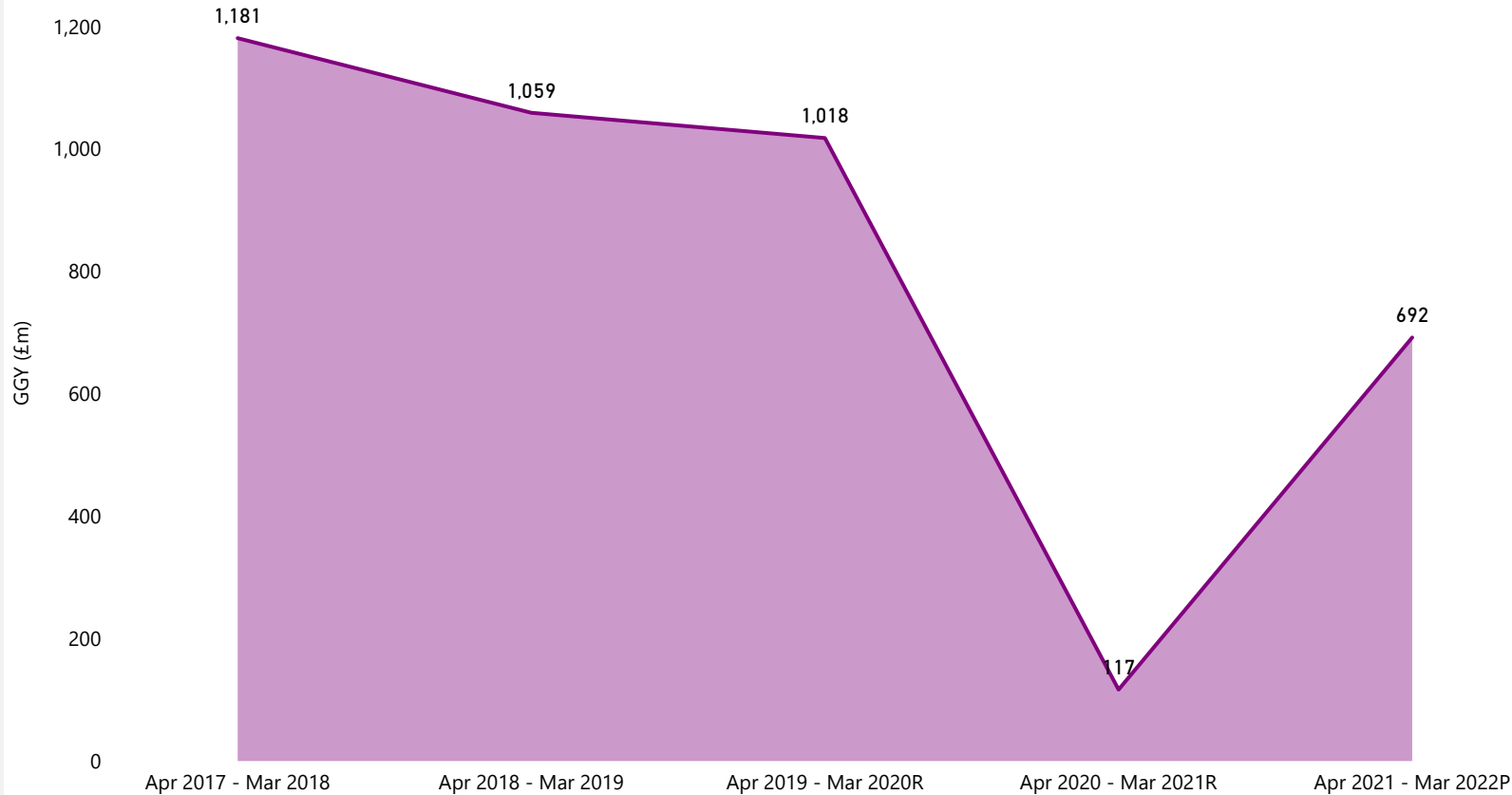


**Key Points:**

Between periods April 2020 - March 2021 and April 2021 - March 2022, GGY for Bingo (remote) decreased by £5.5m (-2.9%) from £189.1m to £183.5m.

Between periods April 2017 - March 2018 and April 2021 - March 2022 Bingo (remote) GGY increased by £19.6m (12.0%) from £163.9m to £183.5m.

Casino (non-remote) GGY (£m)



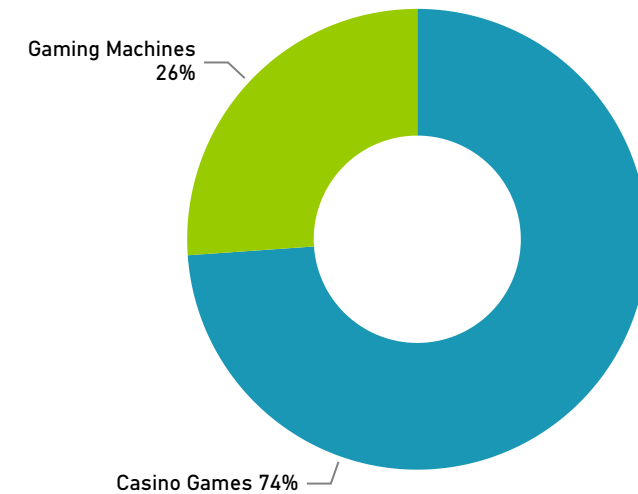
**£692M**

Casino (non-remote) GGY

**492.8%**

Change from previous period

Casino (non-remote) GGY by type for latest period



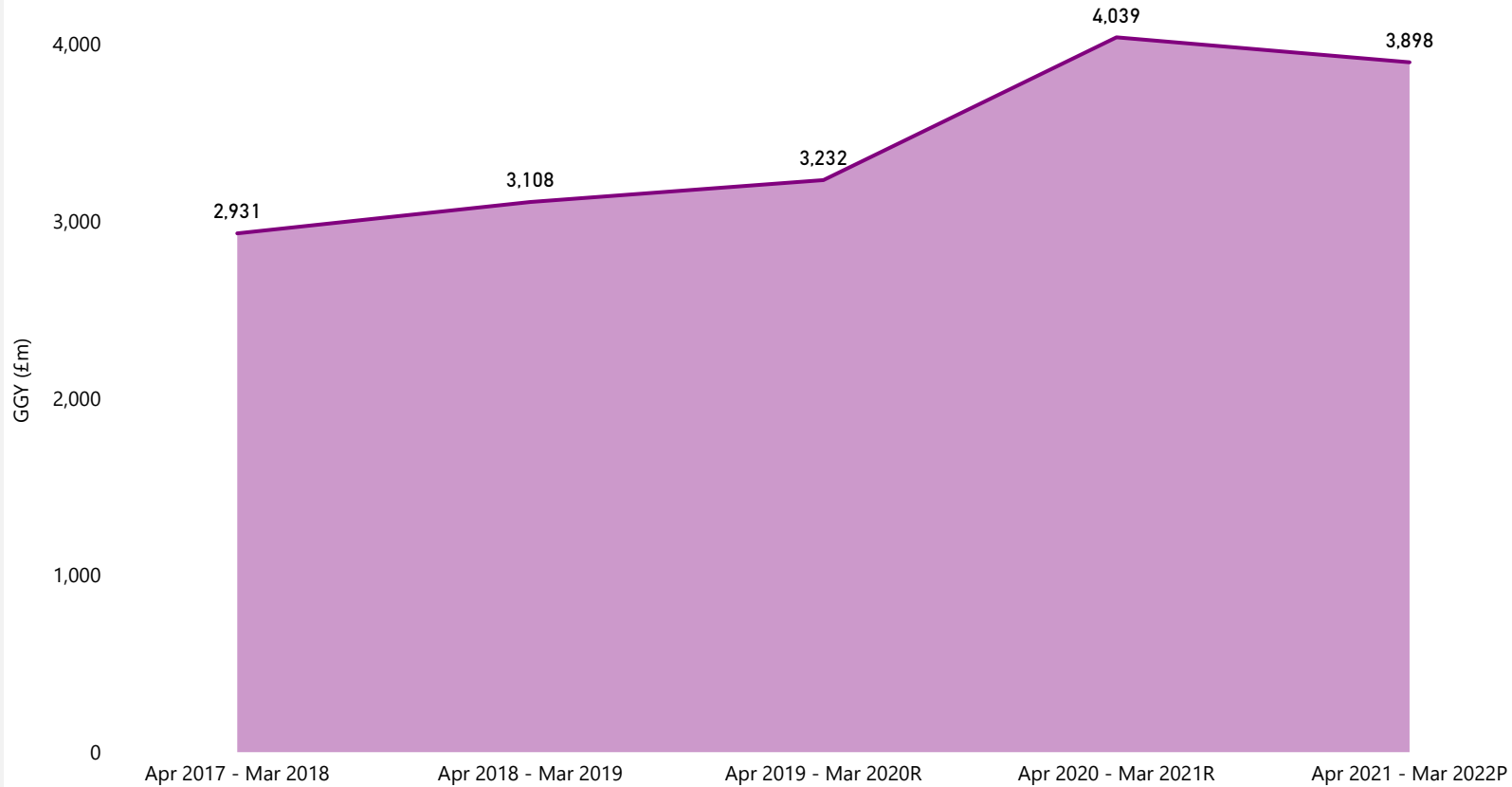
**Key Points:**

Between periods April 2020 - March 2021 and April 2021 - March 2022, GGY for Casino (non-remote) GGY increased by £575.1m (492.8%) from £116.7m to £691.8m.

By type, there were increases in GGY for Casino Games by £428.5m (517.9%) and Machines by £146.6m (431.5%).

Between periods April 2017 - March 2018 and April 2021 - March 2022 Casino (non-remote) GGY decreased by £488.9m (-41.4%) from £1.2bn to £691.8m.

Casino (remote) GGY (£m)



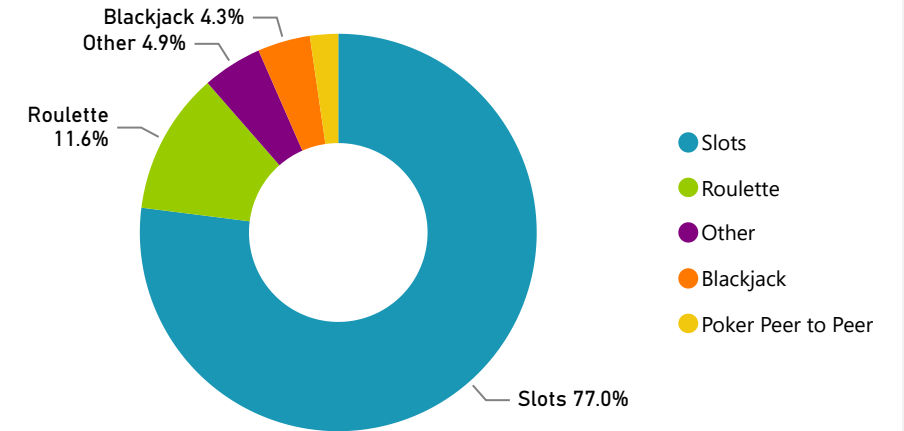
**£3,898M**

Casino (remote) GGY

**-3.5%**

Change from previous period

Casino (remote) GGY by type for latest period



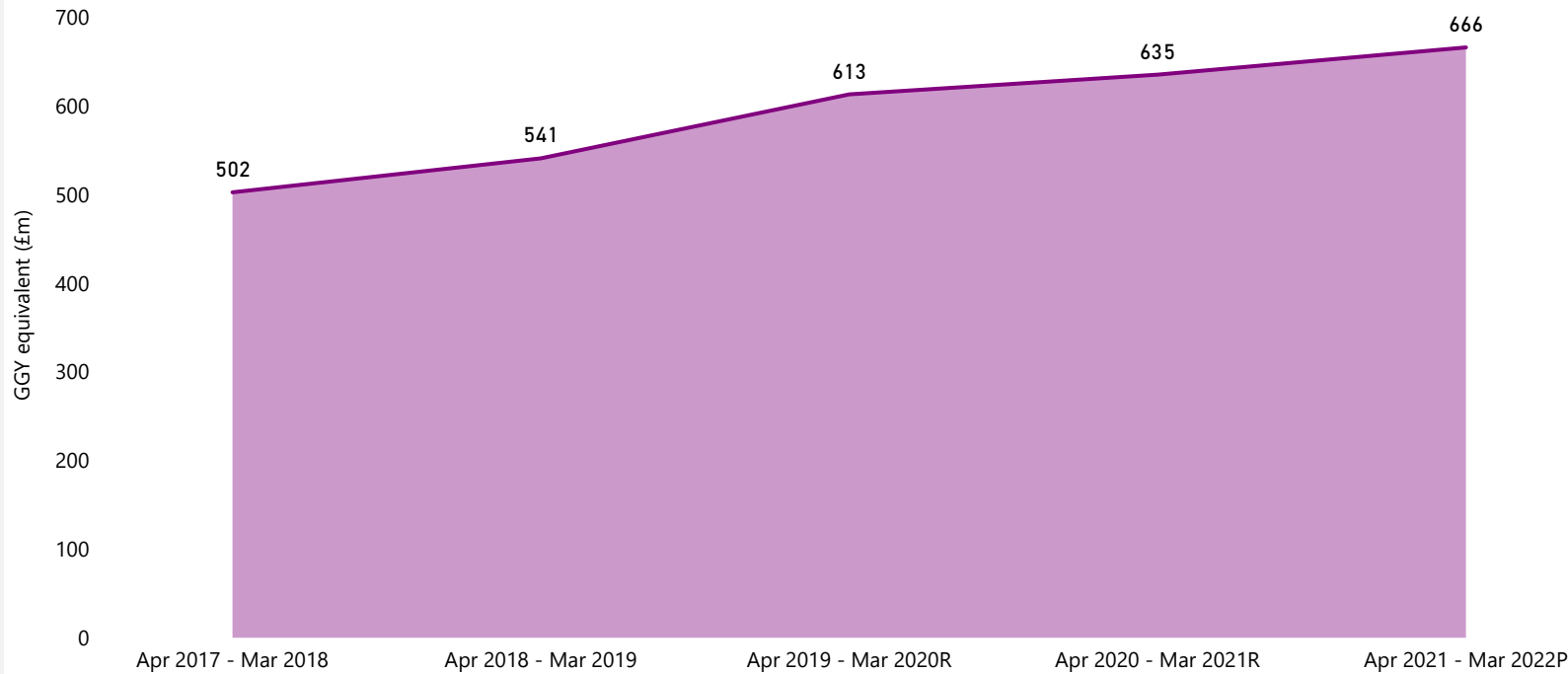
**Key Points:**

Between periods April 2020 - March 2021 and April 2021 - March 2022, GGY for Casino (remote) decreased by £141.0m (-3.5%) from £4.0bn to £3.9bn. By category, there were decreases for Roulette by £77.9m (-14.7%), Poker peer to peer by £52.2m (-36.8%), Other by £47.8m (-20.1%) and Blackjack by £29.6m (-15.1%). There was an increase in Slots GGY by £66.7m (2.3%). Between periods April 2017 - March 2018 and April 2021 - March 2022 Casino (remote) GGY increased by £966.6m (33.0%) from £2.9bn to £3.9bn.



# Lotteries (non-remote and remote)

Lotteries (non-remote and remote) GGY equivalent (£m)



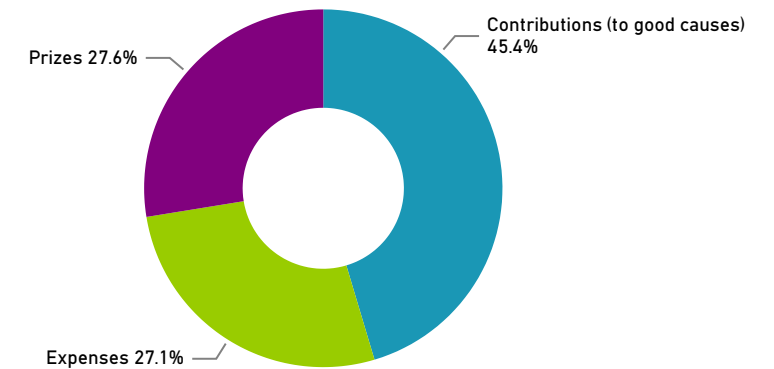
**£666M**

Lotteries GGY equivalent

**4.8%**

Change from previous period

Lotteries (non-remote and remote) sales breakdown for latest period



## Key Points:

Between periods April 2020 - March 2021 and April 2021 - March 2022, GGY equivalent for Lotteries (non-remote and remote) increased by £30.7m (4.8%) from £635.0m to £665.7m. There were increases in ticket sales by £47.3m (5.4%) from £871.7m to £919.0m, prizes by £16.6m (7.0%) from £236.7m to £253.3m, expenses by £15.5m (6.7%) from £233.1m to £248.6m and contributions to good causes by £15.2m (3.8%).

Between periods April 2017 - March 2018 and April 2021 - March 2022 the GGY equivalent for Lotteries (non-remote and remote) increased by £163.4m (32.5%) from £502.3m to £665.7m.

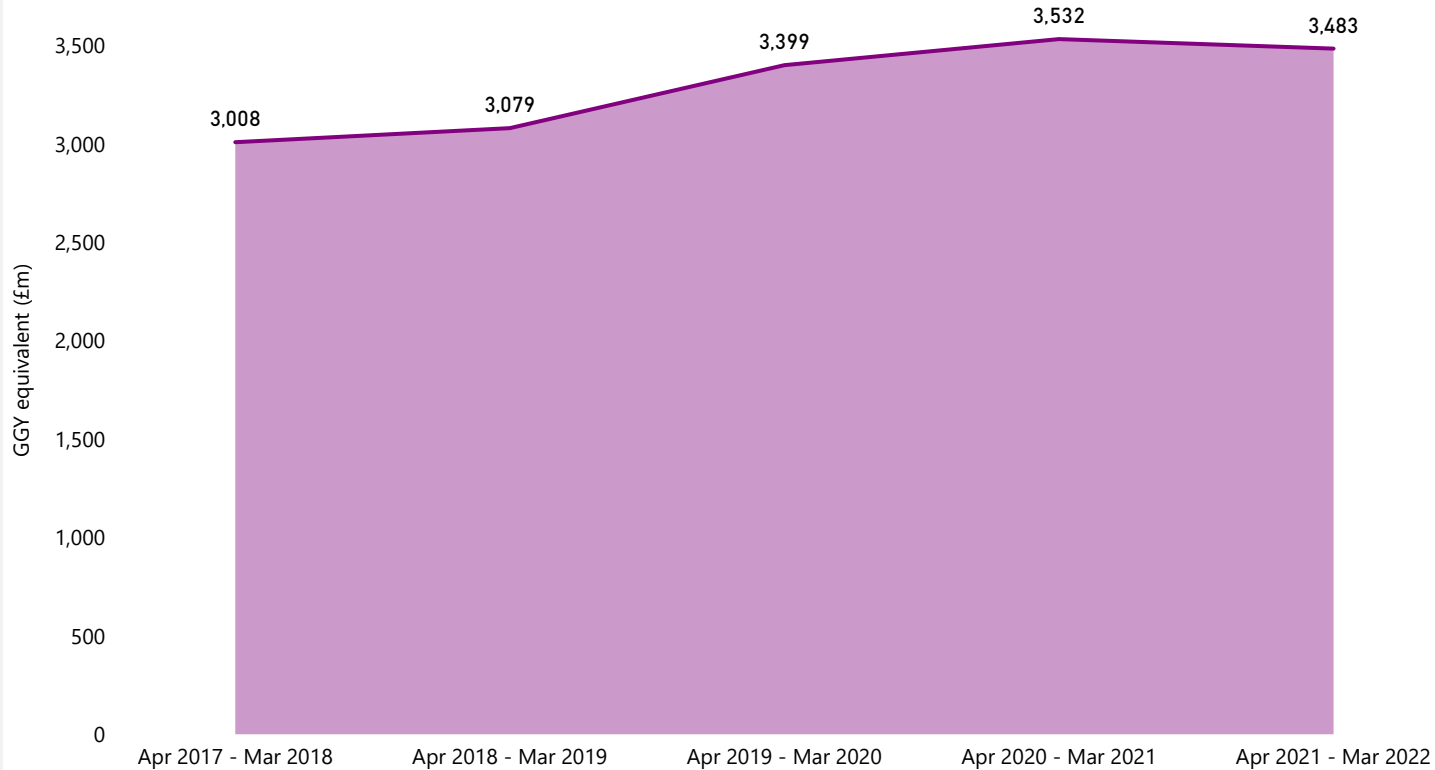
## Notes:

GGY equivalent for lotteries is total proceeds minus prizes and includes any GGY equivalent raised through external lottery managers.

These charts include data from large society lotteries and local authority lotteries. They do not include figures from small society lotteries or The National Lottery.

# The National Lottery (non-remote and remote)

National Lottery (non-remote and remote) GGY equivalent (£m)



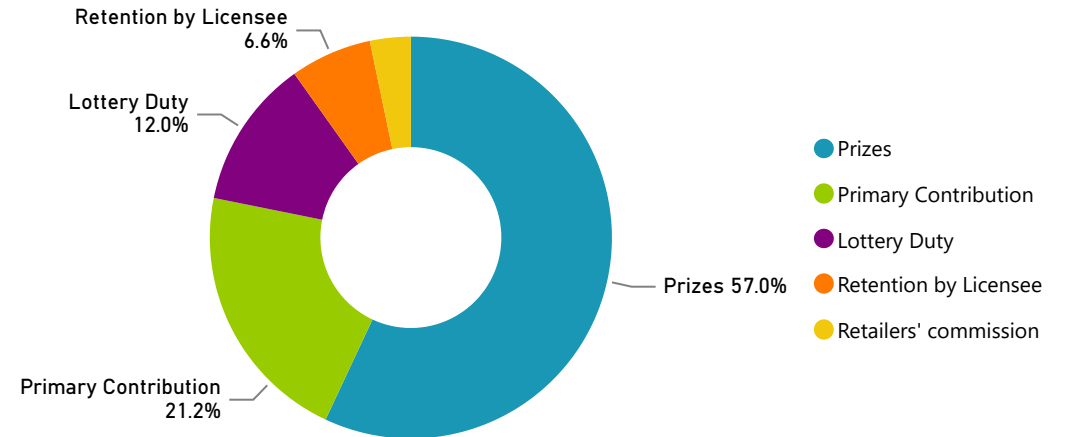
**£3,483M**

National Lottery GGY equivalent

**-1.4%**

Change from previous period

National Lottery (non-remote and remote) total sales breakdown for latest period



**Key Points:**

Between periods April 2020 - March 2021 and April 2021 - March 2022, GGY equivalent for The National Lottery decreased by £48.4m (1.4%) from £3.5bn to £3.5bn. There were decreases in ticket sales by £290.9m (-3.5%), prizes by £242.5m (-5.0%), and primary contribution (to good causes) by £9.4m (-0.5%). Between periods April 2017 - March 2018 and April 2021 - March 2022 the GGY equivalent for The National Lottery increased by £475.4m (15.8%).

**Notes:**

GGY equivalent for the National Lottery is total proceeds minus total prizes. This National Lottery data includes data from Great Britain and Northern Ireland.

## Making gambling fairer and safer

Responsible statisticians:

Andrew Dixon  
Senior Data Analyst

Tom Smith  
Senior Data Analyst

Helen Bryce  
Head of Statistics

For further data and information on the gambling industry, please visit our website at: [www.gamblingcommission.gov.uk](http://www.gamblingcommission.gov.uk)

Gambling Commission  
Victoria Square House  
Victoria Square  
Birmingham B2 4BP

T : 0121 230 6666

E : [info@gamblingcommission.gov.uk](mailto:info@gamblingcommission.gov.uk)

---

Gambling Commission  
Published November 2022