


# Entrance Floor Mats & Gratings


CSI Division 12 48 13 – 12 48 16



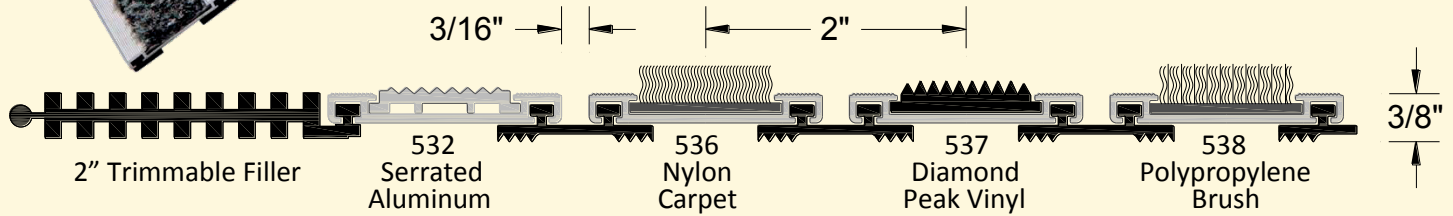
All Reese Enterprises, Inc. products exceed the criteria needed to meet the Buy American Act (BAA) requirements. All Reese products are made in the U.S.A. and manufactured in Rosemount, MN.

# PERFEC MAT™ — RUBBER HINGE

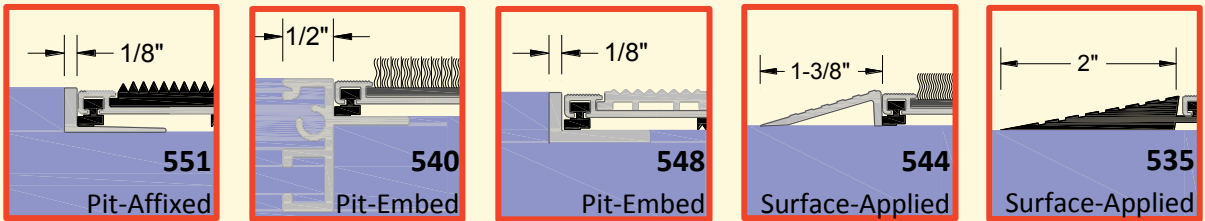
800-824-3348



- These vinyl-hinged mats are perfect for collecting dirt, grime, and moisture while the soft hinges absorb noises from foot traffic. Recommended in areas with light to medium pedestrian entrances.
- The lightweight, vinyl-hinged aluminum mats make for easy roll up when cleaning and maintaining.




**FRAME OPTIONS:**

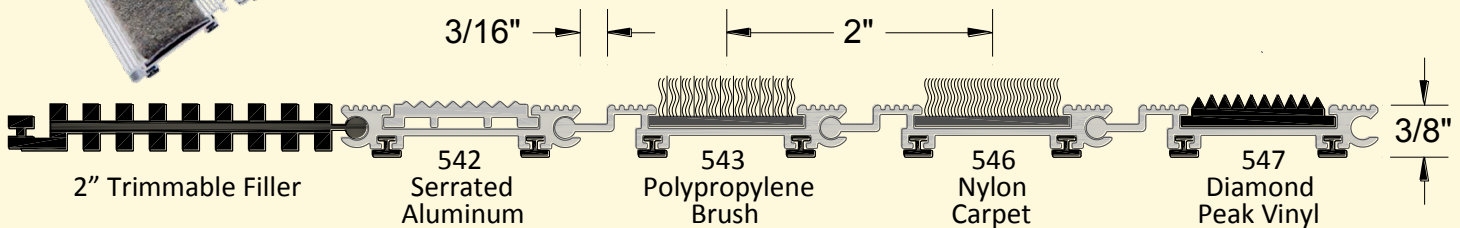


# PERFEC MAT™ — ALUMINUM HINGE

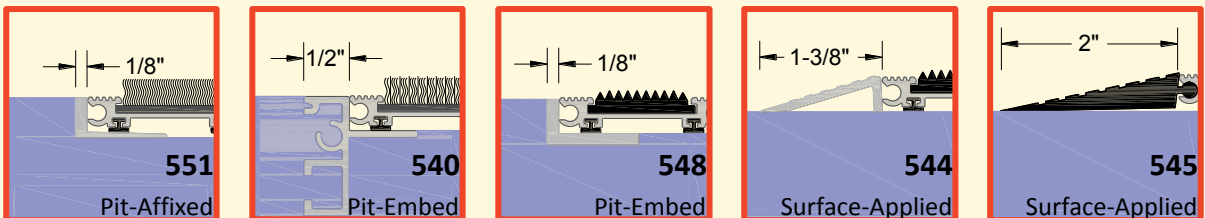
800-824-3348



- Great for high traffic areas, these mats allow drainage for water and snow while collecting dirt and debris. Protecting your floors from damage and your guests from slips.
- Develop unique color variations to fashion the perfect entrance.
- The aluminum hinged rails are easily replaced after many years of pedestrian traffic and maintenance.




**FRAME OPTIONS:**



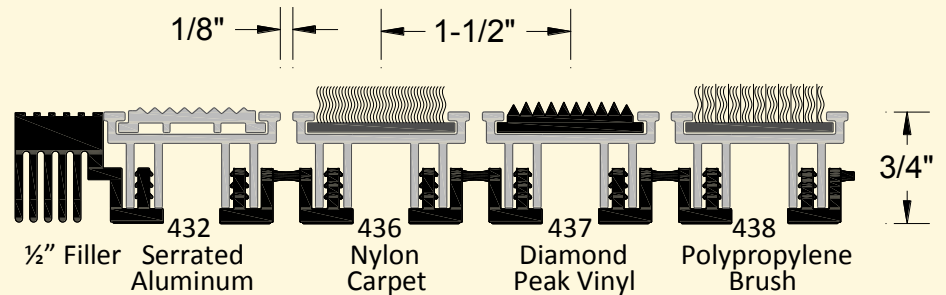
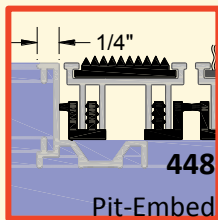
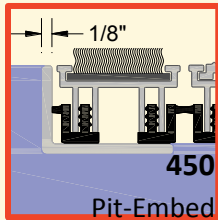


# PERFEC ROLL-UP™ 3/4" Rollup Grate 800-824-3348



- Reese Perfec Roll-Up Grates are the best choice for heavy traffic areas. The rubber hinges soften noises while maintaining integrity against rolling loads of 1,000 LBS per wheel.
- Designed to allow more debris in a deeper pit plus the roll-up ability for easy cleaning.
- Alternate moisture absorbing treads with grit scrapping treads for the ultimate combination to stop the outdoor elements at the entrances.

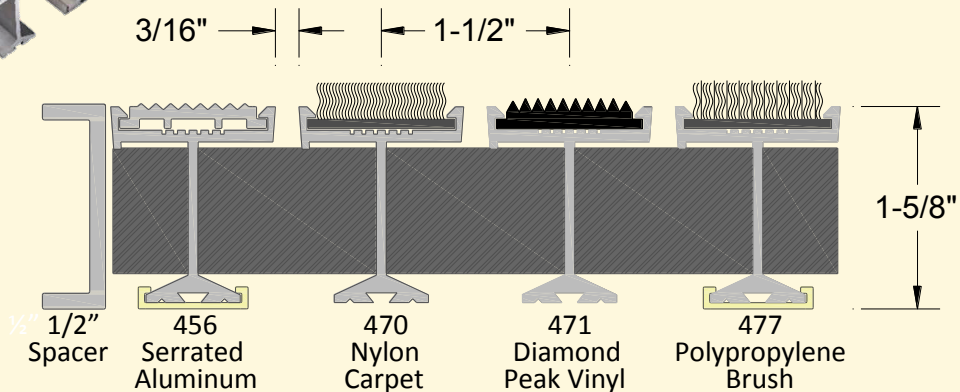
**FRAME OPTIONS:**



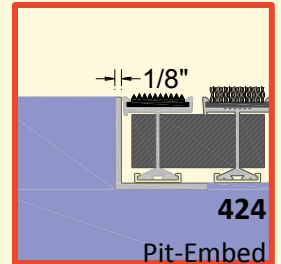
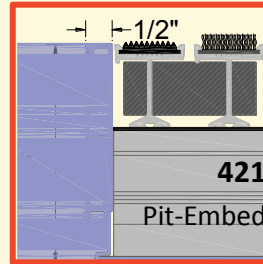
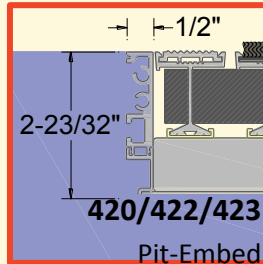
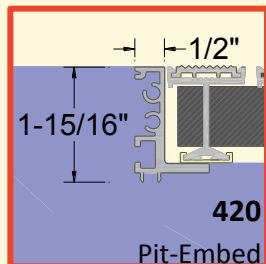
# PERFEC GRATE™ – Heavy Traffic Applications 800-824-3348



- These rigid grates are designed by locking and welding together for maximum strength while being easily maneuvered by undocking each section.
- The deep pit allows high traffic entrances to collect all the rain, snow, dirt, and debris ample space to collect until maintenance.



**FRAME OPTIONS:**



# PERFEC GRATE & MAT INSERT COLORS


## Carpet



## Polypropylene Brush



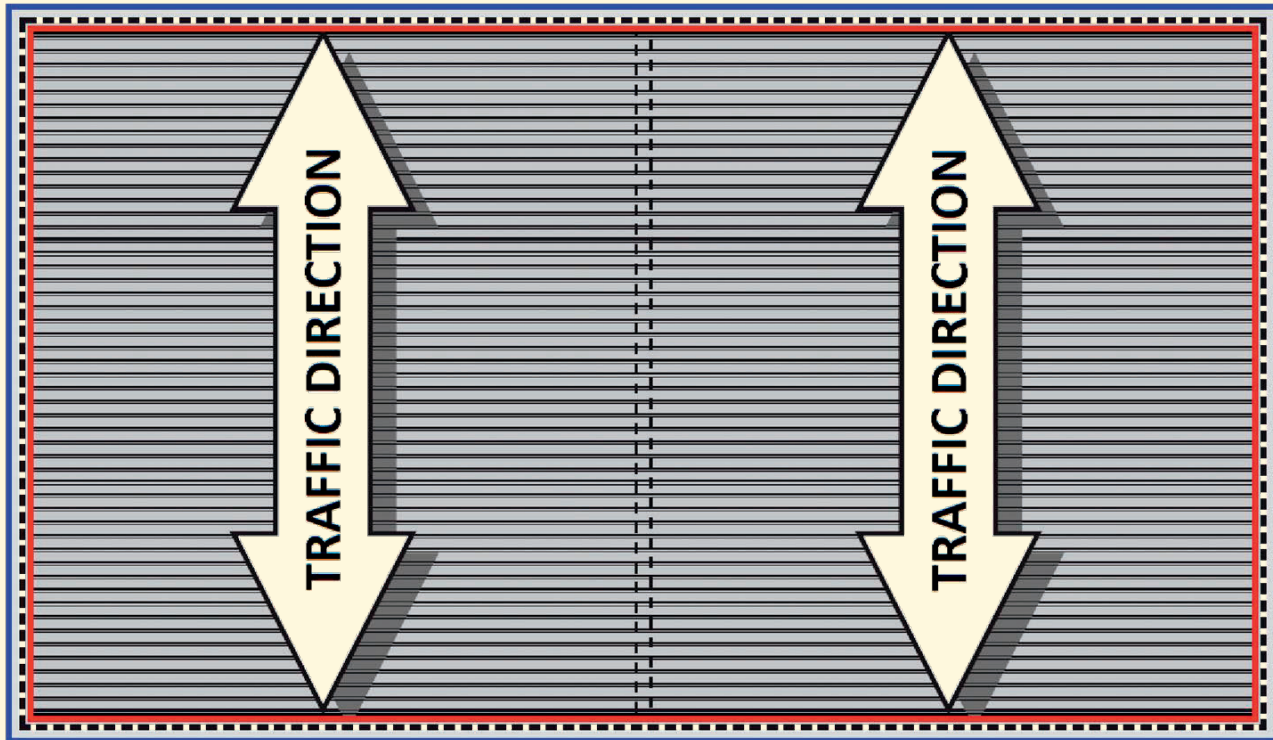
## Diamond Peak Vinyl



## Serrated Anodized Aluminum



Please note: colors represented on this page are approximations and may deviate from actual insert colors. Please request a color sample card for accurate color matching.



— OUTSIDE FRAME DIMENSIONS - Recessed pit WITHOUT frames, dimensions will include frames.

- - - - - INSIDE FRAME/OPENING DIMENSIONS - Recessed pit WITH frames, dimensions are from frame to frame.

— OUTSIDE MAT DIMENSIONS - Surface mounted mat dimensions or replacement dimensions.



P.O. Box 459, Rosemount, MN 55068-0459  
 PHONE: (651) 423-1174 / (800) 824-3348  
 FAX: (651) 423-1310 / (800) 310-9853  
 EMAIL: [Info@reeseusa.com](mailto:Info@reeseusa.com)  
[www.reeseusa.com](http://www.reeseusa.com)

