



Spring 2020 Section 508 Program Maturity Report

Executive Supplemental

Government-wide IT Accessibility Program | July 2020

Overview

This document is a companion reference to the February Section 508 Program Maturity Summary Report to Executives and is a collection of the charts included in agency-specific reports.

Included in this document:

1. Agency submitted data summary
2. Conformance of Self-reported Internet and Intranet Webpages Tested
3. Conformance of Self-reported Internet and Intranet Webpages Tested over 7 Reporting Cycles

Corporation for National & Community Service

Biannual Agency Section 508 Self Assessment Report to OMB – Feb 2020

The OMB Section 508 Dashboard is a reflection of all federal departments/agencies capturing key Section 508 metrics. All metrics are reviewed by OMB and provided to individual agency executives. Agencies are required to provide metrics for Acquisition, Agency EIT Lifecycle Activities, Testing and Validation, Complaints Process, and Training and Section 508 Compliance for Intranet and Internet websites.

Agency CIO: Pape Cisse	Agency Section 508 Program Manager: Sharron Walker Tendai
Agency Annual IT Budget: \$N/A	Agency Submitter: Sharron Walker Tendai
Number of Employees Supporting Agency Section 508 Program: 1	Number of Contractors Supporting Agency Section 508 Program: 0


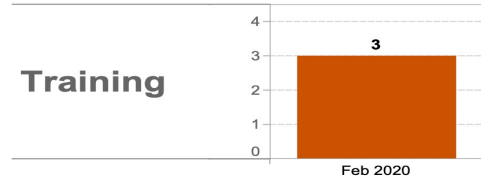
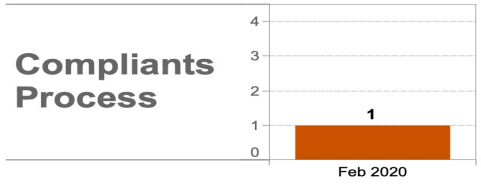
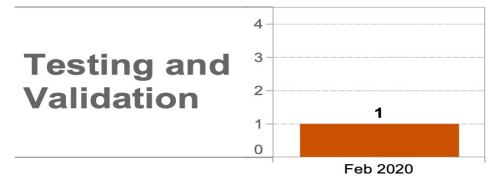
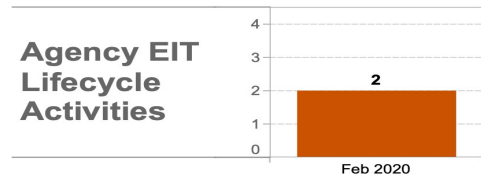
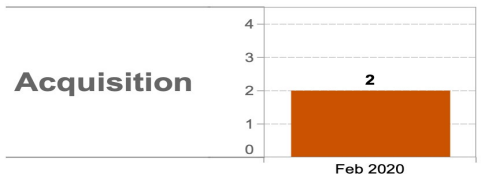
✓ Number of Internet web pages evaluated & tested: **0**

✓ Percentage of Internet web pages meeting technical standards of those evaluated / tested: **0%**

✓ Number of Intranet web pages evaluated & tested: **0**

✓ Percentage of Intranet web pages meeting technical standards of those evaluated / tested: **0%**

AGENCY PROGRESS



Metrics are scored 1-4
 e.g. 1 = Ad Hoc | 2 = Planned | 3 = Resourced | 4 = Measured

(See Appendix B for definitions of terms)

Department of Homeland Security

Biannual Agency Section 508 Self Assessment Report to OMB – Feb 2020

The OMB Section 508 Dashboard is a reflection of all federal departments/agencies capturing key Section 508 metrics. All metrics are reviewed by OMB and provided to individual agency executives. Agencies are required to provide metrics for Acquisition, Agency EIT Lifecycle Activities, Testing and Validation, Complaints Process, and Training and Section 508 Compliance for Intranet and Internet websites.

Agency CIO: Elizabeth A. Cappello	Agency Section 508 Program Manager: Cynthia Clinton-Brown
Agency Annual IT Budget: \$7.3B	Agency Submitter: Robert Baker
Number of Employees Supporting Agency Section 508 Program: 19	Number of Contractors Supporting Agency Section 508 Program: 36

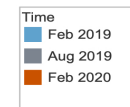
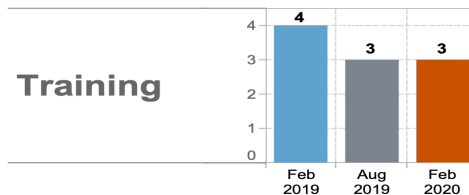
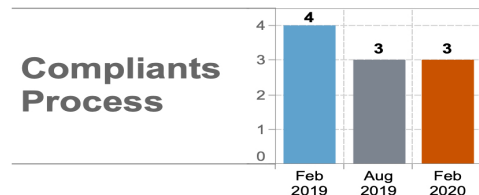
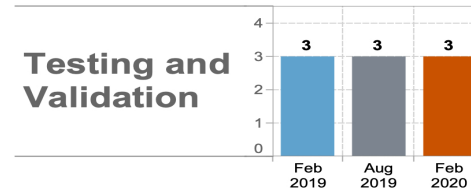
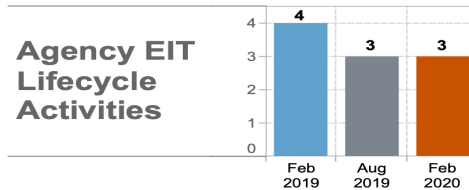
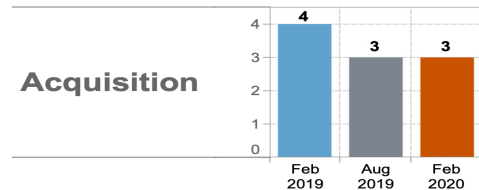
✓ Number of Internet web pages evaluated & tested: **97,332**

✓ Percentage of Internet web pages meeting technical standards of those evaluated / tested: **66%**

✓ Number of Intranet web pages evaluated & tested: **0**

✓ Percentage of Intranet web pages meeting technical standards of those evaluated / tested: **0%**

AGENCY PROGRESS



Metrics are scored 1-4
 e.g. 1 = Ad Hoc | 2 = Planned | 3 = Resourced | 4 = Measured

(See Appendix B for definitions of terms)

Department of Commerce

Biannual Agency Section 508 Self Assessment Report to OMB – Feb 2020

The OMB Section 508 Dashboard is a reflection of all federal departments/agencies capturing key Section 508 metrics. All metrics are reviewed by OMB and provided to individual agency executives. Agencies are required to provide metrics for Acquisition, Agency EIT Lifecycle Activities, Testing and Validation, Complaints Process, and Training and Section 508 Compliance for Intranet and Internet websites.

Agency CIO: Andre Mendez	Agency Section 508 Program Manager: Jennifer Jessup
Agency Annual IT Budget: \$3.7B	Agency Submitter: Jennifer Jessup
Number of Employees Supporting Agency Section 508 Program: 10	Number of Contractors Supporting Agency Section 508 Program: 4

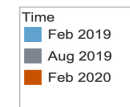
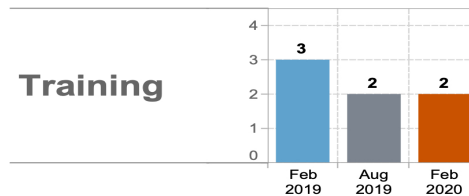
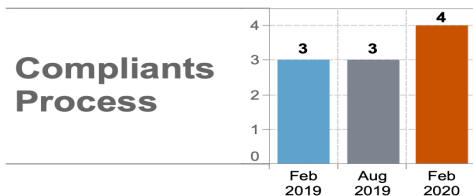
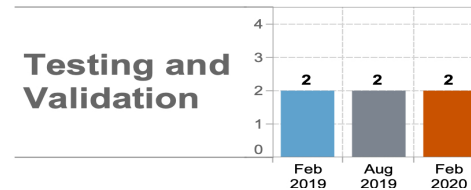
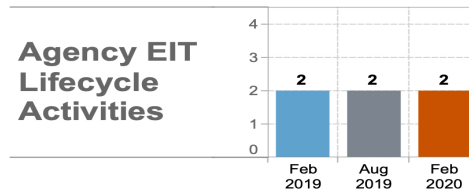
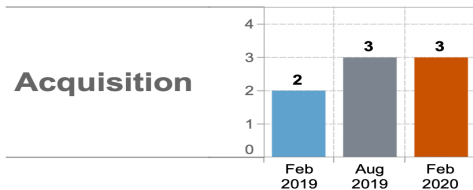
✓ Number of Internet web pages evaluated & tested: **20**

✓ Percentage of Internet web pages meeting technical standards of those evaluated / tested: **92%**

✓ Number of Intranet web pages evaluated & tested: **40**

✓ Percentage of Intranet web pages meeting technical standards of those evaluated / tested: **85%**

AGENCY PROGRESS



Metrics are scored 1-4
e.g. 1 = Ad Hoc | 2 = Planned | 3 = Resourced | 4 = Measured

(See Appendix B for definitions of terms)

Department of Defense

Biannual Agency Section 508 Self Assessment Report to OMB – Feb 2020

The OMB Section 508 Dashboard is a reflection of all federal departments/agencies capturing key Section 508 metrics. All metrics are reviewed by OMB and provided to individual agency executives. Agencies are required to provide metrics for Acquisition, Agency EIT Lifecycle Activities, Testing and Validation, Complaints Process, and Training and Section 508 Compliance for Intranet and Internet websites.

Agency CIO: Bradford Shwedo	Agency Section 508 Program Manager: Jen Haggarty
Agency Annual IT Budget: \$37B	Agency Submitter: Jen Haggarty
Number of Employees Supporting Agency Section 508 Program: 42	Number of Contractors Supporting Agency Section 508 Program: 37

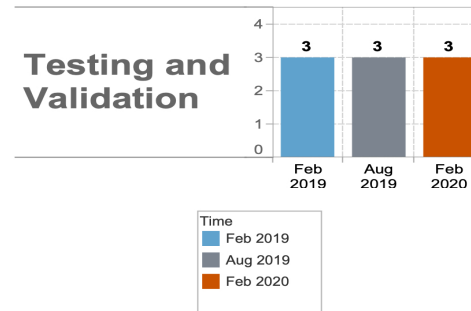
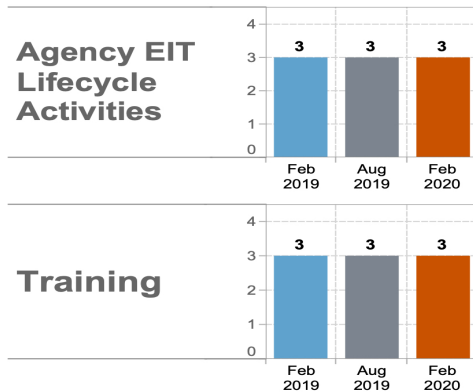
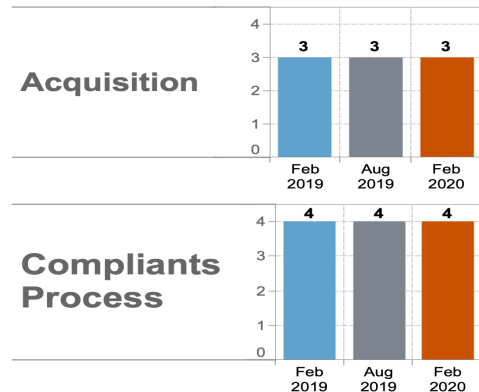
✓ Number of Internet web pages evaluated & tested: **28,544**

✓ Percentage of Internet web pages meeting technical standards of those evaluated / tested: **28%**

✓ Number of Intranet web pages evaluated & tested: **836**

✓ Percentage of Intranet web pages meeting technical standards of those evaluated / tested: **7%**

AGENCY PROGRESS



Metrics are scored 1-4
 e.g. 1 = Ad Hoc | 2 = Planned | 3 = Resourced | 4 = Measured

(See Appendix B for definitions of terms)

Department of Energy

Biannual Agency Section 508 Self Assessment Report to OMB – Feb 2020

The OMB Section 508 Dashboard is a reflection of all federal departments/agencies capturing key Section 508 metrics. All metrics are reviewed by OMB and provided to individual agency executives. Agencies are required to provide metrics for Acquisition, Agency EIT Lifecycle Activities, Testing and Validation, Complaints Process, and Training and Section 508 Compliance for Intranet and Internet websites.

Agency CIO: Rocky Campione	Agency Section 508 Program Manager: Teddy Lee Dyer
Agency Annual IT Budget: \$2.6B	Agency Submitter: Teddy Lee Dyer
Number of Employees Supporting Agency Section 508 Program: 1	Number of Contractors Supporting Agency Section 508 Program: 1


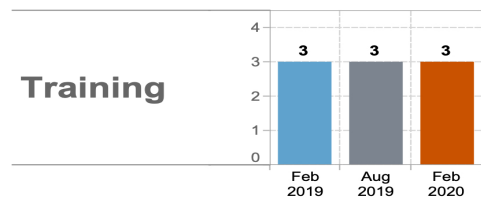
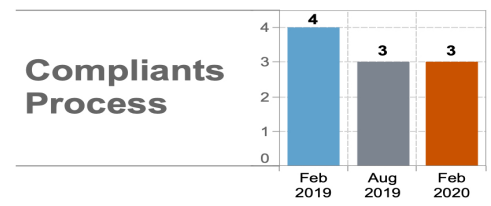
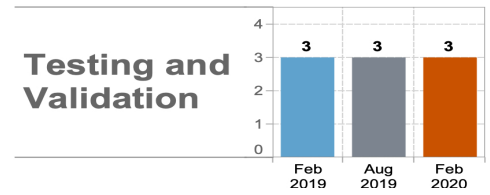
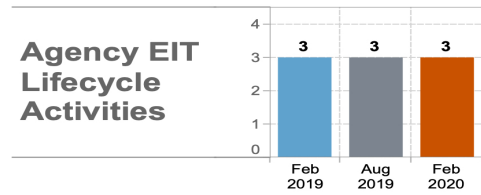
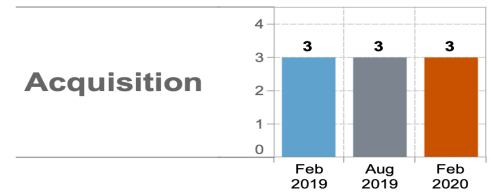
✓ Number of Internet web pages evaluated & tested: **59,594**

✓ Percentage of Internet web pages meeting technical standards of those evaluated / tested: **76%**

✓ Number of Intranet web pages evaluated & tested: **6,370**

✓ Percentage of Intranet web pages meeting technical standards of those evaluated / tested: **84%**

AGENCY PROGRESS



Metrics are scored 1-4
 e.g. 1 = Ad Hoc | 2 = Planned | 3 = Resourced | 4 = Measured

(See Appendix B for definitions of terms)

Department of the Interior

Biannual Agency Section 508 Self Assessment Report to OMB – Feb 2020

The OMB Section 508 Dashboard is a reflection of all federal departments/agencies capturing key Section 508 metrics. All metrics are reviewed by OMB and provided to individual agency executives. Agencies are required to provide metrics for Acquisition, Agency EIT Lifecycle Activities, Testing and Validation, Complaints Process, and Training and Section 508 Compliance for Intranet and Internet websites.

Agency CIO: Bill Vajda	Agency Section 508 Program Manager: Sid Sharma
Agency Annual IT Budget: \$1.4B	Agency Submitter: Sid Sharma
Number of Employees Supporting Agency Section 508 Program: 8	Number of Contractors Supporting Agency Section 508 Program: 1


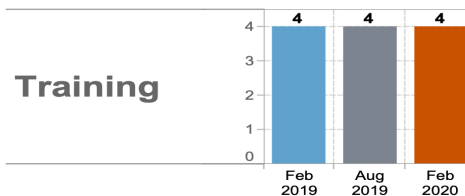
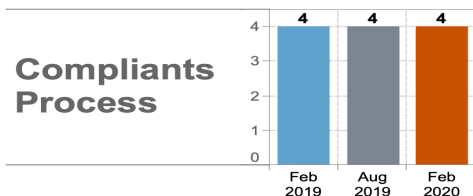
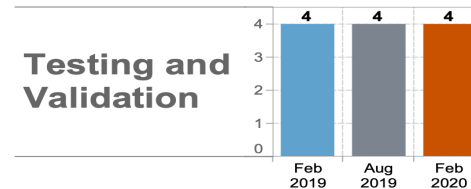
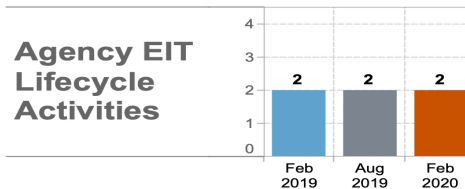
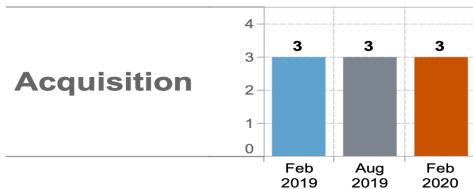
✓ Number of Internet web pages evaluated & tested: **547,048**

✓ Percentage of Internet web pages meeting technical standards of those evaluated / tested: **94%**

✓ Number of Intranet web pages evaluated & tested: **4,873**

✓ Percentage of Intranet web pages meeting technical standards of those evaluated / tested: **87%**

AGENCY PROGRESS



Metrics are scored 1-4
 e.g. 1 = Ad Hoc | 2 = Planned | 3 = Resourced | 4 = Measured

(See Appendix B for definitions of terms)

Department of Justice

Biannual Agency Section 508 Self Assessment Report to OMB – Feb 2020

The OMB Section 508 Dashboard is a reflection of all federal departments/agencies capturing key Section 508 metrics. All metrics are reviewed by OMB and provided to individual agency executives. Agencies are required to provide metrics for Acquisition, Agency EIT Lifecycle Activities, Testing and Validation, Complaints Process, and Training and Section 508 Compliance for Intranet and Internet websites.

Agency CIO: Melinda Rogers (Acting)	Agency Section 508 Program Manager: Melody Braswell
Agency Annual IT Budget: \$3.1B	Agency Submitter: Melody Braswell
Number of Employees Supporting Agency Section 508 Program: 22	Number of Contractors Supporting Agency Section 508 Program: 13


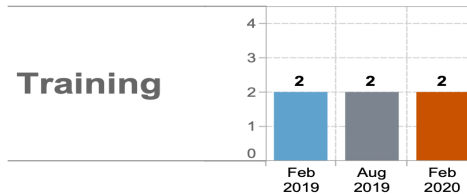
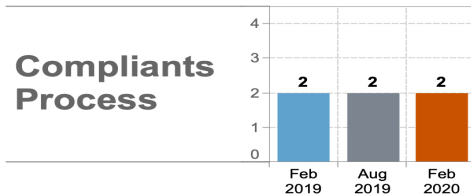
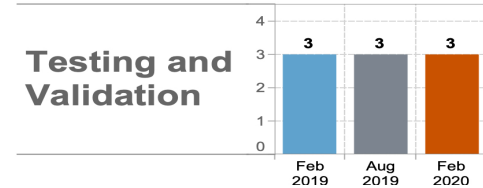
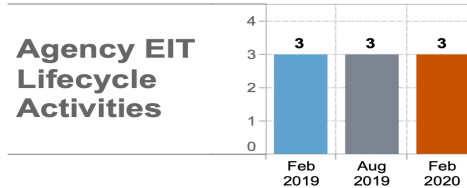
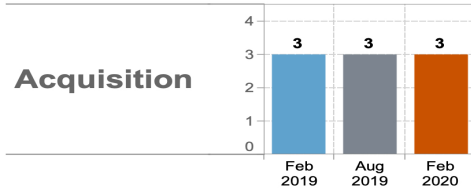
✓ Number of Internet web pages evaluated & tested: **142**

✓ Percentage of Internet web pages meeting technical standards of those evaluated / tested: **99%**

✓ Number of Intranet web pages evaluated & tested: **144**

✓ Percentage of Intranet web pages meeting technical standards of those evaluated / tested: **33%**

AGENCY PROGRESS



Metrics are scored 1-4
 e.g. 1 = Ad Hoc | 2 = Planned | 3 = Resourced | 4 = Measured

(See Appendix B for definitions of terms)

Department of Labor

Biannual Agency Section 508 Self Assessment Report to OMB – Feb 2020

The OMB Section 508 Dashboard is a reflection of all federal departments/agencies capturing key Section 508 metrics. All metrics are reviewed by OMB and provided to individual agency executives. Agencies are required to provide metrics for Acquisition, Agency EIT Lifecycle Activities, Testing and Validation, Complaints Process, and Training and Section 508 Compliance for Intranet and Internet websites.

Agency CIO: Gundeep Ahluwalia	Agency Section 508 Program Manager: Brandon Jubar
Agency Annual IT Budget: \$779M	Agency Submitter: Brandon Jubar
Number of Employees Supporting Agency Section 508 Program: 59	Number of Contractors Supporting Agency Section 508 Program: 33


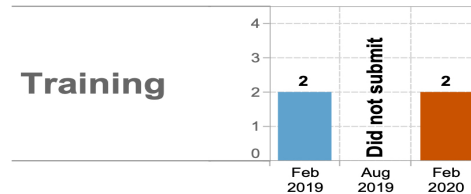
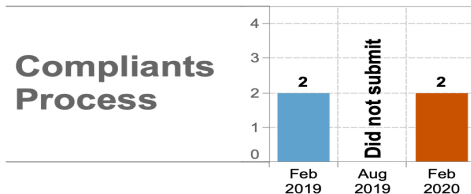
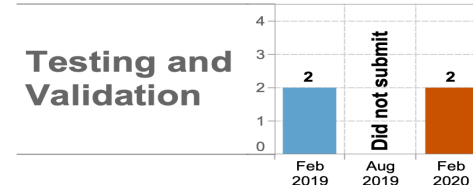
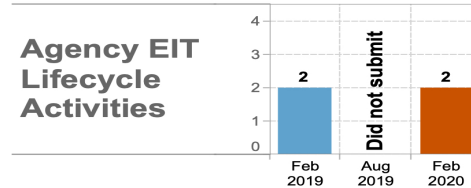
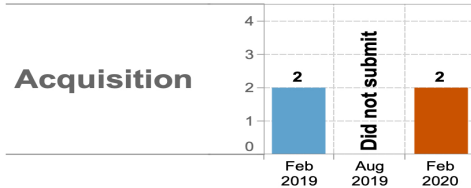
✓ Number of Internet web pages evaluated & tested: **94,290**

✓ Percentage of Internet web pages meeting technical standards of those evaluated / tested: **47%**

✓ Number of Intranet web pages evaluated & tested: **11,733**

✓ Percentage of Intranet web pages meeting technical standards of those evaluated / tested: **27%**

AGENCY PROGRESS



Metrics are scored 1-4
 e.g. 1 = Ad Hoc | 2 = Planned | 3 = Resourced | 4 = Measured

(See Appendix B for definitions of terms)

Department of Transportation

Biannual Agency Section 508 Self Assessment Report to OMB – Feb 2020

The OMB Section 508 Dashboard is a reflection of all federal departments/agencies capturing key Section 508 metrics. All metrics are reviewed by OMB and provided to individual agency executives. Agencies are required to provide metrics for Acquisition, Agency EIT Lifecycle Activities, Testing and Validation, Complaints Process, and Training and Section 508 Compliance for Intranet and Internet websites.

Agency CIO: Ryan Cote	Agency Section 508 Program Manager: Larry Slaughter
Agency Annual IT Budget: \$3.6B	Agency Submitter: Larry Slaughter
Number of Employees Supporting Agency Section 508 Program: 13	Number of Contractors Supporting Agency Section 508 Program: 1


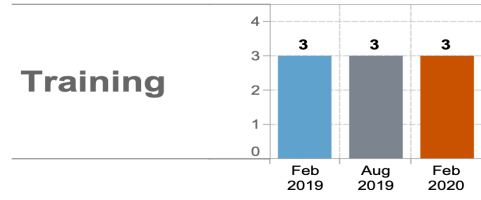
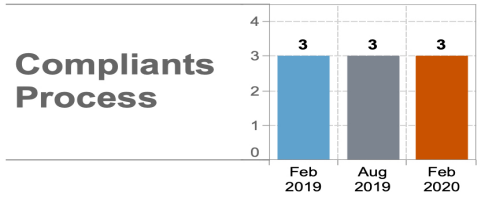
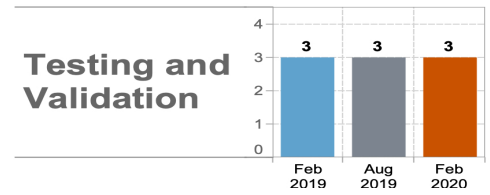
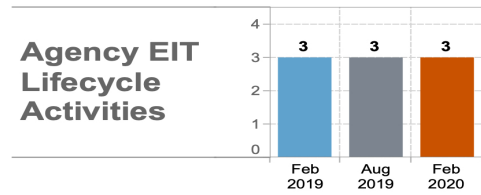
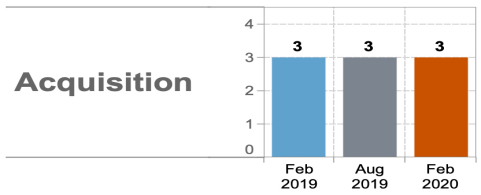
✓ Number of Internet web pages evaluated & tested: **362,600**

✓ Percentage of Internet web pages meeting technical standards of those evaluated / tested: **75%**

✓ Number of Intranet web pages evaluated & tested: **22,000**

✓ Percentage of Intranet web pages meeting technical standards of those evaluated / tested: **58%**

AGENCY PROGRESS



Metrics are scored 1-4
 e.g. 1 = Ad Hoc | 2 = Planned | 3 = Resourced | 4 = Measured

(See Appendix B for definitions of terms)

Department of Education

Biannual Agency Section 508 Self Assessment Report to OMB – Feb 2020

The OMB Section 508 Dashboard is a reflection of all federal departments/agencies capturing key Section 508 metrics. All metrics are reviewed by OMB and provided to individual agency executives. Agencies are required to provide metrics for Acquisition, Agency EIT Lifecycle Activities, Testing and Validation, Complaints Process, and Training and Section 508 Compliance for Intranet and Internet websites.

Agency CIO: Jason Gray	Agency Section 508 Program Manager: Jason Lautenbacher
Agency Annual IT Budget: \$844M	Agency Submitter: Jason Lautenbacher
Number of Employees Supporting Agency Section 508 Program: 4	Number of Contractors Supporting Agency Section 508 Program: 4

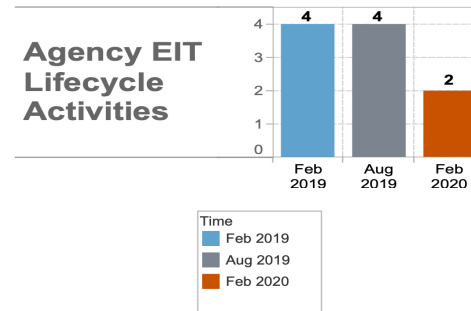
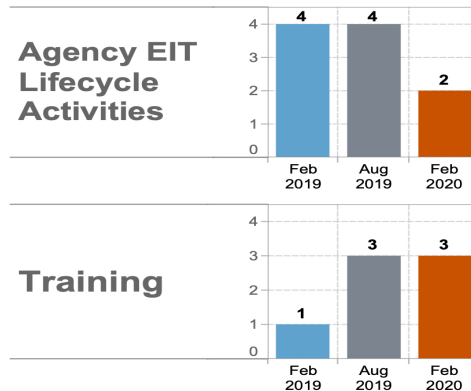
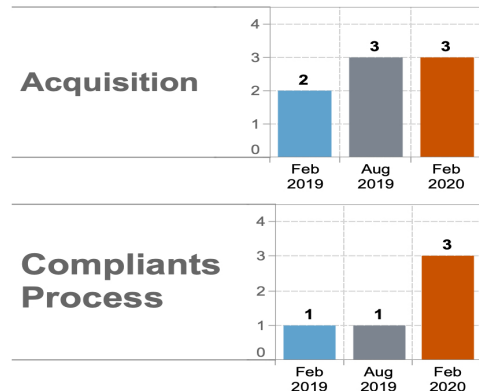
✓ Number of Internet web pages evaluated & tested: **14**

✓ Percentage of Internet web pages meeting technical standards of those evaluated / tested: **70%**

✓ Number of Intranet web pages evaluated & tested: **13**

✓ Percentage of Intranet web pages meeting technical standards of those evaluated / tested: **99%**

AGENCY PROGRESS



Metrics are scored 1-4
 e.g. 1 = Ad Hoc | 2 = Planned | 3 = Resourced | 4 = Measured

(See Appendix B for definitions of terms)

Equal Employment Opportunity Commission

Biannual Agency Section 508 Self Assessment Report to OMB – Feb 2020

The OMB Section 508 Dashboard is a reflection of all federal departments/agencies capturing key Section 508 metrics. All metrics are reviewed by OMB and provided to individual agency executives. Agencies are required to provide metrics for Acquisition, Agency EIT Lifecycle Activities, Testing and Validation, Complaints Process, and Training and Section 508 Compliance for Intranet and Internet websites.

Agency CIO: Bryan Burnett	Agency Section 508 Program Manager: Pierrette McIntire
Agency Annual IT Budget: \$N/A	Agency Submitter: Pierrette McIntire
Number of Employees Supporting Agency Section 508 Program: 1	Number of Contractors Supporting Agency Section 508 Program: 1


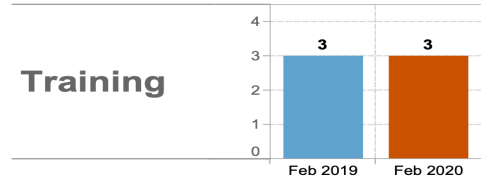
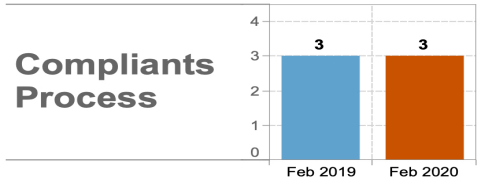
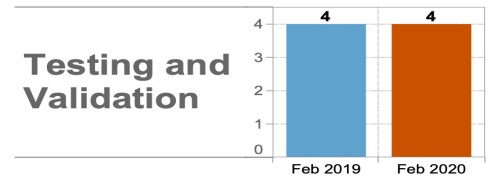
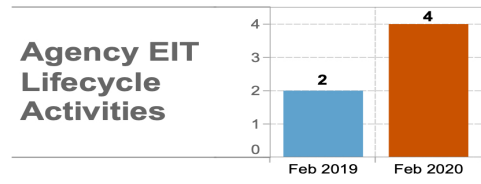
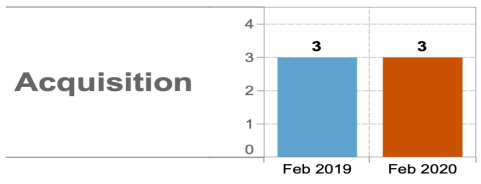
✓ Number of Internet web pages evaluated & tested: **25**

✓ Percentage of Internet web pages meeting technical standards of those evaluated / tested: **99%**

✓ Number of Intranet web pages evaluated & tested: **25**

✓ Percentage of Intranet web pages meeting technical standards of those evaluated / tested: **98%**

AGENCY PROGRESS



Metrics are scored 1-4
 e.g. 1 = Ad Hoc | 2 = Planned | 3 = Resourced | 4 = Measured

(See Appendix B for definitions of terms)

Environmental Protection Agency

Biannual Agency Section 508 Self Assessment Report to OMB – Feb 2020

The OMB Section 508 Dashboard is a reflection of all federal departments/agencies capturing key Section 508 metrics. All metrics are reviewed by OMB and provided to individual agency executives. Agencies are required to provide metrics for Acquisition, Agency EIT Lifecycle Activities, Testing and Validation, Complaints Process, and Training and Section 508 Compliance for Intranet and Internet websites.

Agency CIO: Vaughn Noga	Agency Section 508 Program Manager: Solymar Grecco
Agency Annual IT Budget: \$370M	Agency Submitter: Solymar Grecco
Number of Employees Supporting Agency Section 508 Program: 3	Number of Contractors Supporting Agency Section 508 Program: 3

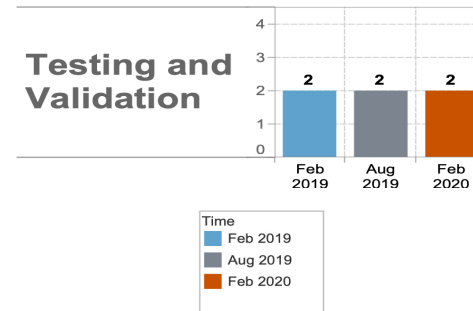
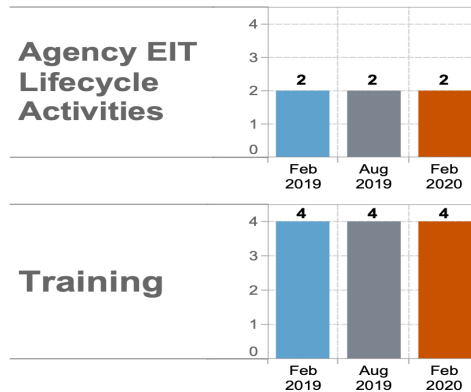
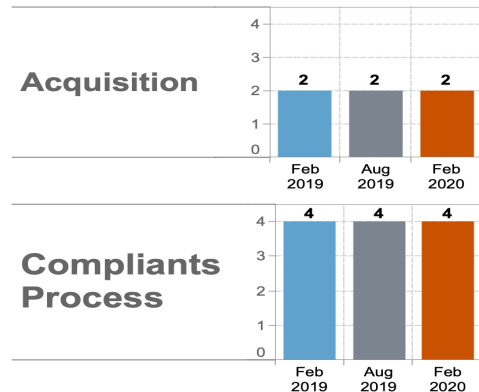
✓ Number of Internet web pages evaluated & tested: **0**

✓ Percentage of Internet web pages meeting technical standards of those evaluated / tested: **0%**

✓ Number of Intranet web pages evaluated & tested: **0**

✓ Percentage of Intranet web pages meeting technical standards of those evaluated / tested: **0%**

AGENCY PROGRESS



Metrics are scored 1-4
 e.g. 1 = Ad Hoc | 2 = Planned | 3 = Resourced | 4 = Measured

(See Appendix B for definitions of terms)

Federal Deposit Insurance Corporation

Biannual Agency Section 508 Self Assessment Report to OMB – Feb 2020

The OMB Section 508 Dashboard is a reflection of all federal departments/agencies capturing key Section 508 metrics. All metrics are reviewed by OMB and provided to individual agency executives. Agencies are required to provide metrics for Acquisition, Agency EIT Lifecycle Activities, Testing and Validation, Complaints Process, and Training and Section 508 Compliance for Intranet and Internet websites.

Agency CIO: Sylvia Burns	Agency Section 508 Program Manager: Brooke Aiken
Agency Annual IT Budget: \$N/A	Agency Submitter: Brooke Aiken
Number of Employees Supporting Agency Section 508 Program: 1	Number of Contractors Supporting Agency Section 508 Program: 2


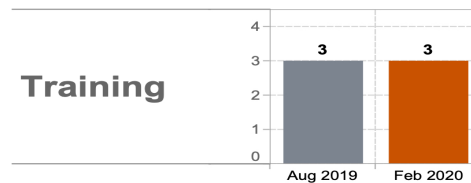
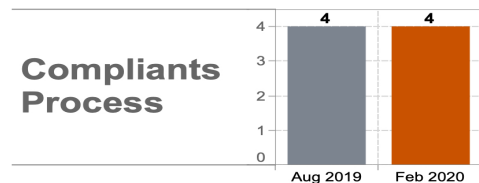
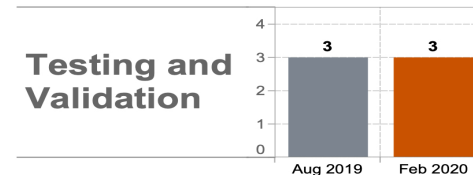
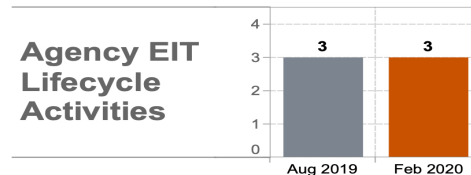
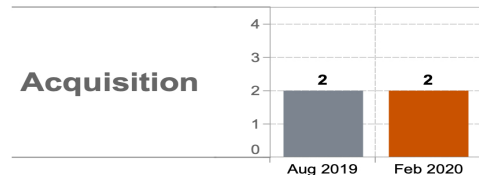
✓ Number of Internet web pages evaluated & tested: **53**

✓ Percentage of Internet web pages meeting technical standards of those evaluated / tested: **79%**

✓ Number of Intranet web pages evaluated & tested: **53**

✓ Percentage of Intranet web pages meeting technical standards of those evaluated / tested: **83%**

AGENCY PROGRESS



Metrics are scored 1-4
 e.g. 1 = Ad Hoc | 2 = Planned | 3 = Resourced | 4 = Measured

(See Appendix B for definitions of terms)

General Services Administration

Biannual Agency Section 508 Self Assessment Report to OMB – Feb 2020

The OMB Section 508 Dashboard is a reflection of all federal departments/agencies capturing key Section 508 metrics. All metrics are reviewed by OMB and provided to individual agency executives. Agencies are required to provide metrics for Acquisition, Agency EIT Lifecycle Activities, Testing and Validation, Complaints Process, and Training and Section 508 Compliance for Intranet and Internet websites.

Agency CIO: Dave Shive	Agency Section 508 Program Manager: Daniel G. Perkins
Agency Annual IT Budget: \$729M	Agency Submitter: Daniel G. Perkins
Number of Employees Supporting Agency Section 508 Program: 2	Number of Contractors Supporting Agency Section 508 Program: 0


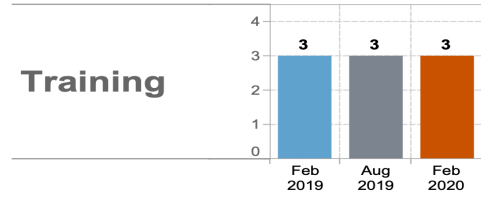
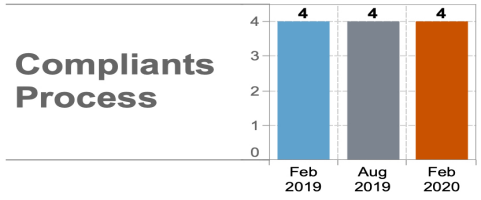
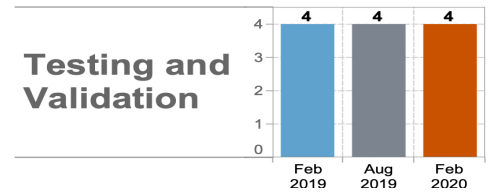
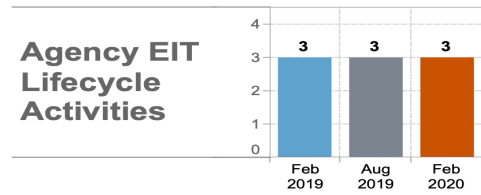
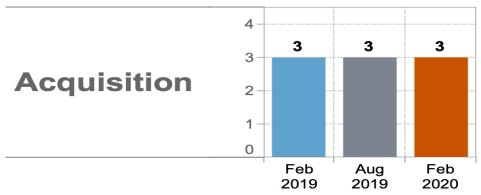
✓ Number of Internet web pages evaluated & tested: **6,970**

✓ Percentage of Internet web pages meeting technical standards of those evaluated / tested: **97%**

✓ Number of Intranet web pages evaluated & tested: **502**

✓ Percentage of Intranet web pages meeting technical standards of those evaluated / tested: **89%**

AGENCY PROGRESS



Metrics are scored 1-4
 e.g. 1 = Ad Hoc | 2 = Planned | 3 = Resourced | 4 = Measured

(See Appendix B for definitions of terms)

Department of Health and Human Services

Biannual Agency Section 508 Self Assessment Report to OMB – Feb 2020

The OMB Section 508 Dashboard is a reflection of all federal departments/agencies capturing key Section 508 metrics. All metrics are reviewed by OMB and provided to individual agency executives. Agencies are required to provide metrics for Acquisition, Agency EIT Lifecycle Activities, Testing and Validation, Complaints Process, and Training and Section 508 Compliance for Intranet and Internet websites.

Agency CIO: Jose Arrieta	Agency Section 508 Program Manager: Kate Maynor Sweeney
Agency Annual IT Budget: \$6.6B	Agency Submitter: Kate maynor Sweeney
Number of Employees Supporting Agency Section 508 Program: 81	Number of Contractors Supporting Agency Section 508 Program: 53


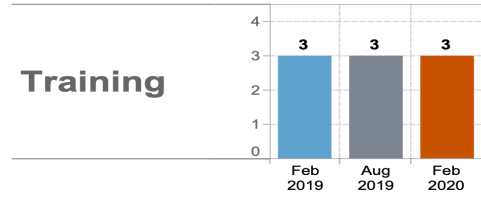
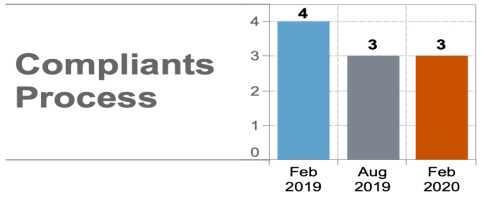
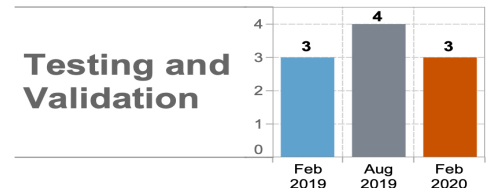
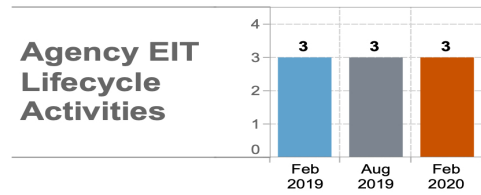
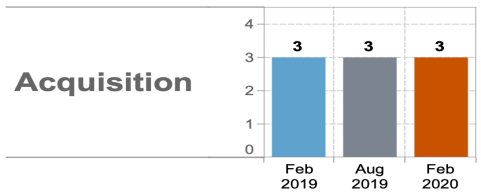
✓ Number of Internet web pages evaluated & tested: **0**

✓ Percentage of Internet web pages meeting technical standards of those evaluated / tested: **0%**

✓ Number of Intranet web pages evaluated & tested: **0**

✓ Percentage of Intranet web pages meeting technical standards of those evaluated / tested: **0%**

AGENCY PROGRESS



Metrics are scored 1-4
 e.g. 1 = Ad Hoc | 2 = Planned | 3 = Resourced | 4 = Measured

(See Appendix B for definitions of terms)

Department of Housing and Urban Development

Biannual Agency Section 508 Self Assessment Report to OMB – Feb 2020

The OMB Section 508 Dashboard is a reflection of all federal departments/agencies capturing key Section 508 metrics. All metrics are reviewed by OMB and provided to individual agency executives. Agencies are required to provide metrics for Acquisition, Agency EIT Lifecycle Activities, Testing and Validation, Complaints Process, and Training and Section 508 Compliance for Intranet and Internet websites.

Agency CIO: David Chow	Agency Section 508 Program Manager: Jeffery Salit
Agency Annual IT Budget: \$437M	Agency Submitter: Jeffrey Salit
Number of Employees Supporting Agency Section 508 Program: 3	Number of Contractors Supporting Agency Section 508 Program: 1


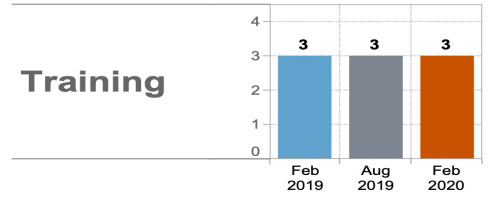
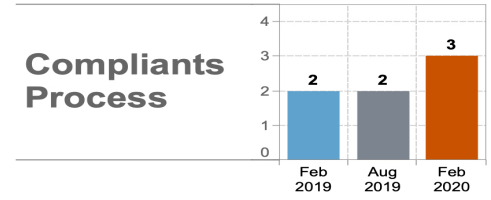
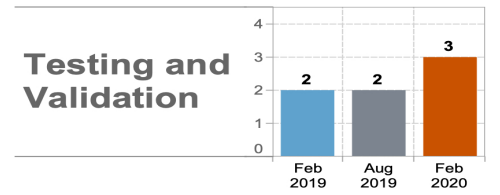
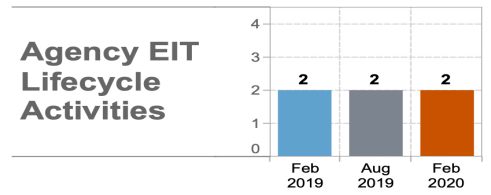
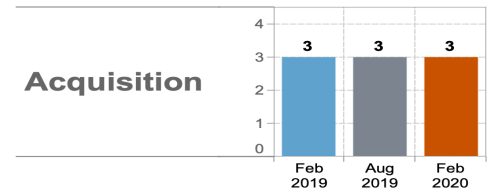
✓ Number of Internet web pages evaluated & tested: **100**

✓ Percentage of Internet web pages meeting technical standards of those evaluated / tested: **96%**

✓ Number of Intranet web pages evaluated & tested: **65**

✓ Percentage of Intranet web pages meeting technical standards of those evaluated / tested: **90%**

AGENCY PROGRESS



Metrics are scored 1-4
 e.g. 1 = Ad Hoc | 2 = Planned | 3 = Resourced | 4 = Measured

(See Appendix B for definitions of terms)

National Archives and Records Administration

Biannual Agency Section 508 Self Assessment Report to OMB – Feb 2020

The OMB Section 508 Dashboard is a reflection of all federal departments/agencies capturing key Section 508 metrics. All metrics are reviewed by OMB and provided to individual agency executives. Agencies are required to provide metrics for Acquisition, Agency EIT Lifecycle Activities, Testing and Validation, Complaints Process, and Training and Section 508 Compliance for Intranet and Internet websites.

Agency CIO: Swarnali Haldar	Agency Section 508 Program Manager: Uttam Kumar
Agency Annual IT Budget: \$N/A	Agency Submitter: Frank Samuels
Number of Employees Supporting Agency Section 508 Program: 2	Number of Contractors Supporting Agency Section 508 Program: 0


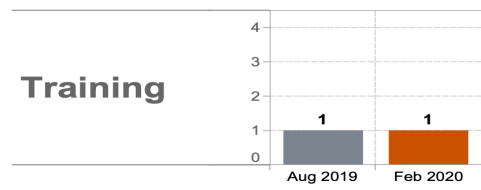
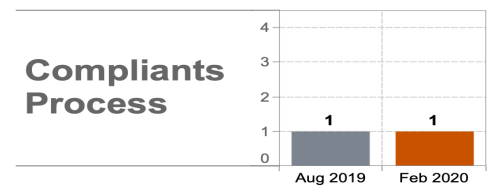
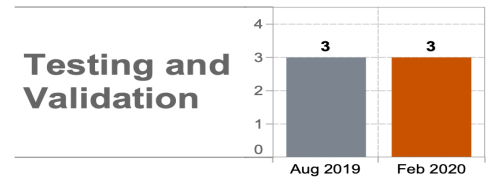
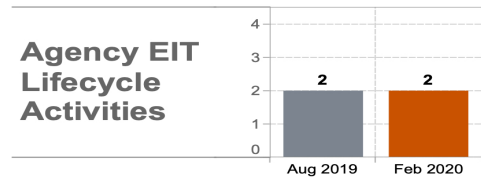
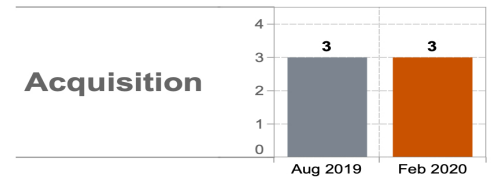
✓ Number of Internet web pages evaluated & tested: **20**

✓ Percentage of Internet web pages meeting technical standards of those evaluated / tested: **97%**

✓ Number of Intranet web pages evaluated & tested: **20**

✓ Percentage of Intranet web pages meeting technical standards of those evaluated / tested: **95%**

AGENCY PROGRESS



Metrics are scored 1-4
 e.g. 1 = Ad Hoc | 2 = Planned | 3 = Resourced | 4 = Measured

(See Appendix B for definitions of terms)

National Aeronautics and Space Administration

Biannual Agency Section 508 Self Assessment Report to OMB – Feb 2020

The OMB Section 508 Dashboard is a reflection of all federal departments/agencies capturing key Section 508 metrics. All metrics are reviewed by OMB and provided to individual agency executives. Agencies are required to provide metrics for Acquisition, Agency EIT Lifecycle Activities, Testing and Validation, Complaints Process, and Training and Section 508 Compliance for Intranet and Internet websites.

Agency CIO: Renee Wynn	Agency Section 508 Program Manager: Tereda Frazier
Agency Annual IT Budget: \$2.3B	Agency Submitter: Claire Little
Number of Employees Supporting Agency Section 508 Program: 10	Number of Contractors Supporting Agency Section 508 Program: 3


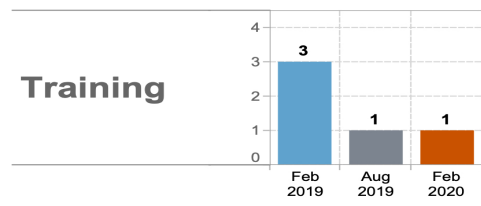
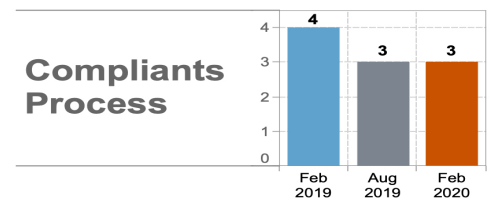
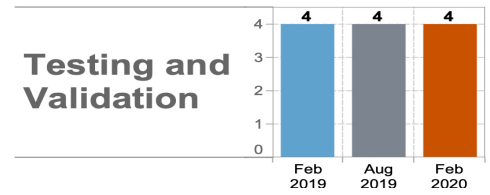
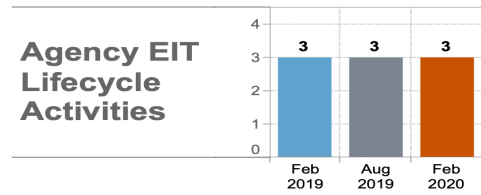
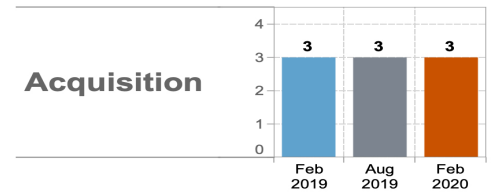
✓ Number of Internet web pages evaluated & tested: **903**

✓ Percentage of Internet web pages meeting technical standards of those evaluated / tested: **47%**

✓ Number of Intranet web pages evaluated & tested: **2,045**

✓ Percentage of Intranet web pages meeting technical standards of those evaluated / tested: **55%**

AGENCY PROGRESS



Metrics are scored 1-4
 e.g. 1 = Ad Hoc | 2 = Planned | 3 = Resourced | 4 = Measured

(See Appendix B for definitions of terms)

National Credit Union Administration

Biannual Agency Section 508 Self Assessment Report to OMB – Feb 2020

The OMB Section 508 Dashboard is a reflection of all federal departments/agencies capturing key Section 508 metrics. All metrics are reviewed by OMB and provided to individual agency executives. Agencies are required to provide metrics for Acquisition, Agency EIT Lifecycle Activities, Testing and Validation, Complaints Process, and Training and Section 508 Compliance for Intranet and Internet websites.

Agency CIO: Robert Foster	Agency Section 508 Program Manager: Nickol Davenport
Agency Annual IT Budget: \$N/A	Agency Submitter: Nickol Davenport
Number of Employees Supporting Agency Section 508 Program: 1	Number of Contractors Supporting Agency Section 508 Program: 1

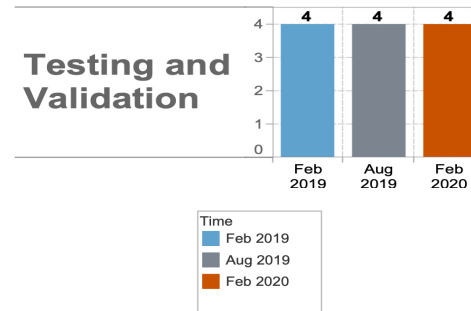
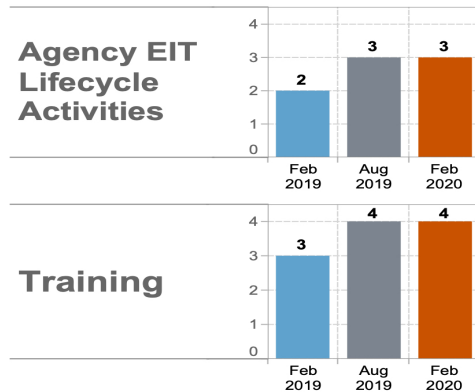
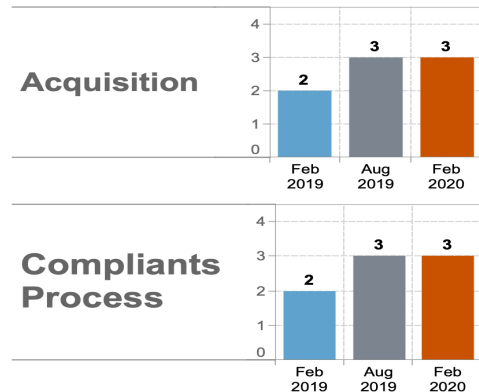
✓ Number of Internet web pages evaluated & tested: **6,084**

✓ Percentage of Internet web pages meeting technical standards of those evaluated / tested: **95%**

✓ Number of Intranet web pages evaluated & tested: **2,330**

✓ Percentage of Intranet web pages meeting technical standards of those evaluated / tested: **12%**

AGENCY PROGRESS



Metrics are scored 1-4
 e.g. 1 = Ad Hoc | 2 = Planned | 3 = Resourced | 4 = Measured

(See Appendix B for definitions of terms)

Nuclear Regulatory Commission

Biannual Agency Section 508 Self Assessment Report to OMB – Feb 2020

The OMB Section 508 Dashboard is a reflection of all federal departments/agencies capturing key Section 508 metrics. All metrics are reviewed by OMB and provided to individual agency executives. Agencies are required to provide metrics for Acquisition, Agency EIT Lifecycle Activities, Testing and Validation, Complaints Process, and Training and Section 508 Compliance for Intranet and Internet websites.

Agency CIO: David Nelson	Agency Section 508 Program Manager: John D. Beatty
Agency Annual IT Budget: \$163M	Agency Submitter: John D. Beatty
Number of Employees Supporting Agency Section 508 Program: 1	Number of Contractors Supporting Agency Section 508 Program: 0


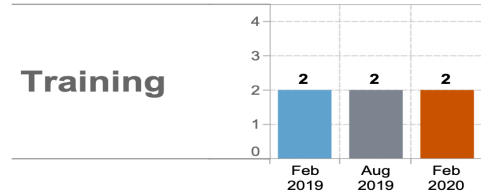
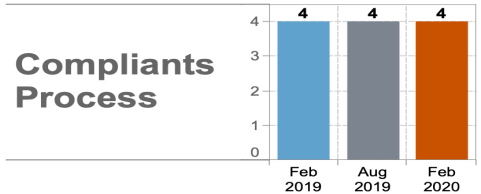
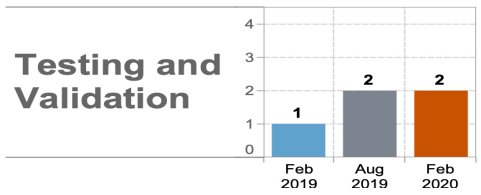
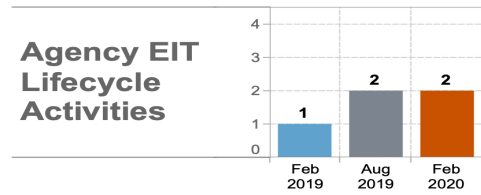
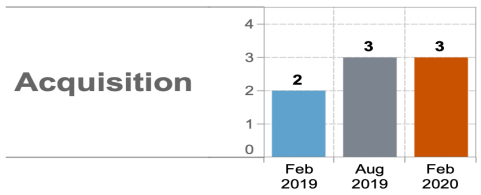
✓ Number of Internet web pages evaluated & tested: **5**

✓ Percentage of Internet web pages meeting technical standards of those evaluated / tested: **0%**

✓ Number of Intranet web pages evaluated & tested: **5**

✓ Percentage of Intranet web pages meeting technical standards of those evaluated / tested: **0%**

AGENCY PROGRESS



Metrics are scored 1-4
 e.g. 1 = Ad Hoc | 2 = Planned | 3 = Resourced | 4 = Measured

(See Appendix B for definitions of terms)

National Science Foundation

Biannual Agency Section 508 Self Assessment Report to OMB – Feb 2020

The OMB Section 508 Dashboard is a reflection of all federal departments/agencies capturing key Section 508 metrics. All metrics are reviewed by OMB and provided to individual agency executives. Agencies are required to provide metrics for Acquisition, Agency EIT Lifecycle Activities, Testing and Validation, Complaints Process, and Training and Section 508 Compliance for Intranet and Internet websites.

Agency CIO: Dorothy Aronson	Agency Section 508 Program Manager: Katherine Otts
Agency Annual IT Budget: \$132M	Agency Submitter: Katherine Otts
Number of Employees Supporting Agency Section 508 Program: 2	Number of Contractors Supporting Agency Section 508 Program:

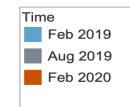
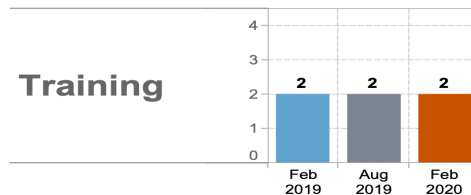
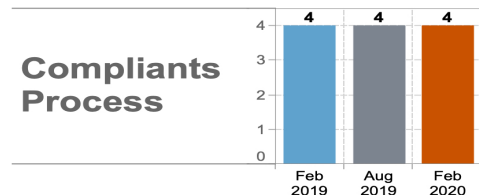
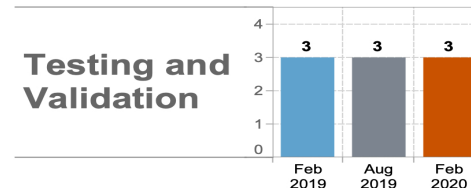
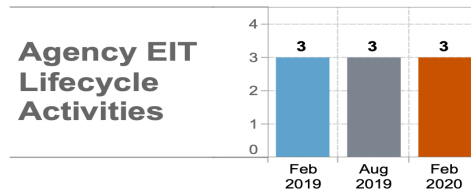
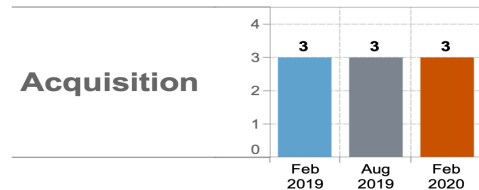
✓ Number of Internet web pages evaluated & tested: **25**

✓ Percentage of Internet web pages meeting technical standards of those evaluated / tested: **92%**

✓ Number of Intranet web pages evaluated & tested: **0**

✓ Percentage of Intranet web pages meeting technical standards of those evaluated / tested: **0%**

AGENCY PROGRESS



Metrics are scored 1-4
 e.g. 1 = Ad Hoc | 2 = Planned | 3 = Resourced | 4 = Measured

(See Appendix B for definitions of terms)

Office of Personnel Management

Biannual Agency Section 508 Self Assessment Report to OMB – Feb 2020

The OMB Section 508 Dashboard is a reflection of all federal departments/agencies capturing key Section 508 metrics. All metrics are reviewed by OMB and provided to individual agency executives. Agencies are required to provide metrics for Acquisition, Agency EIT Lifecycle Activities, Testing and Validation, Complaints Process, and Training and Section 508 Compliance for Intranet and Internet websites.

Agency CIO: Claire Mantorana	Agency Section 508 Program Manager: Bethany Letanlien
Agency Annual IT Budget: \$147M	Agency Submitter: Bethany Letanlien
Number of Employees Supporting Agency Section 508 Program: 6	Number of Contractors Supporting Agency Section 508 Program: 12

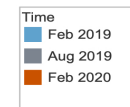
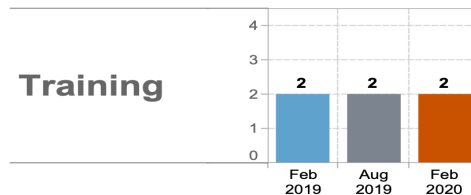
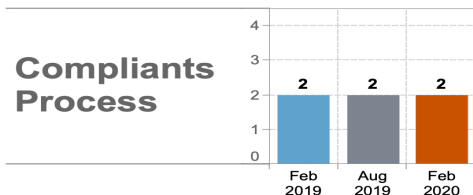
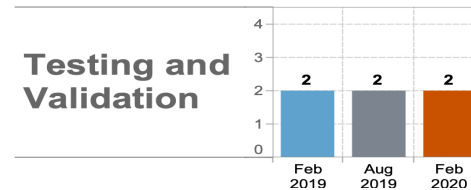
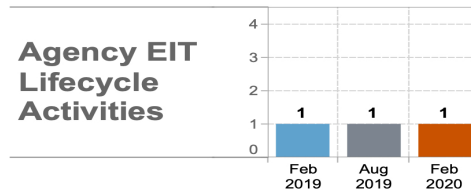
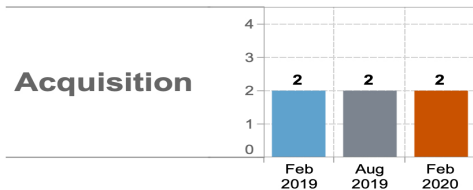
✓ Number of Internet web pages evaluated & tested: **1,564**

✓ Percentage of Internet web pages meeting technical standards of those evaluated / tested: **99%**

✓ Number of Intranet web pages evaluated & tested: **540**

✓ Percentage of Intranet web pages meeting technical standards of those evaluated / tested: **100%**

AGENCY PROGRESS



Metrics are scored 1-4
 e.g. 1 = Ad Hoc | 2 = Planned | 3 = Resourced | 4 = Measured

(See Appendix B for definitions of terms)

Small Business Administration

Biannual Agency Section 508 Self Assessment Report to OMB – Feb 2020

The OMB Section 508 Dashboard is a reflection of all federal departments/agencies capturing key Section 508 metrics. All metrics are reviewed by OMB and provided to individual agency executives. Agencies are required to provide metrics for Acquisition, Agency EIT Lifecycle Activities, Testing and Validation, Complaints Process, and Training and Section 508 Compliance for Intranet and Internet websites.

Agency CIO: Maria Roat	Agency Section 508 Program Manager: Shawn Garner
Agency Annual IT Budget: \$	Agency Submitter:
Number of Employees Supporting Agency Section 508 Program:	Number of Contractors Supporting Agency Section 508 Program:

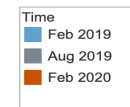
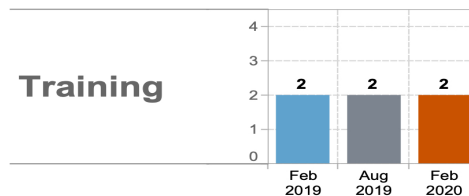
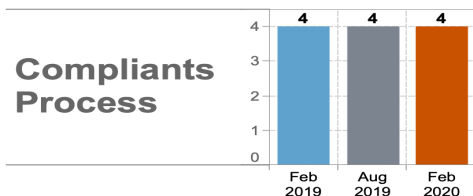
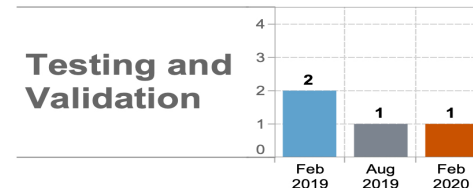
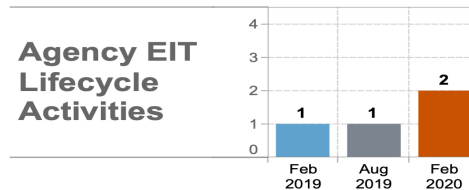
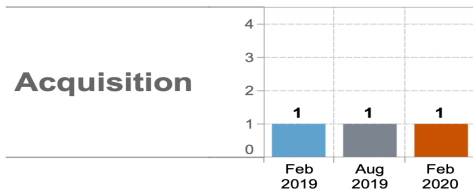
✓ Number of Internet web pages evaluated & tested:

✓ Percentage of Internet web pages meeting technical standards of those evaluated / tested: %

✓ Number of Intranet web pages evaluated & tested:

✓ Percentage of Intranet web pages meeting technical standards of those evaluated / tested: %

AGENCY PROGRESS



Metrics are scored 1-4
e.g. 1 = Ad Hoc | 2 = Planned | 3 = Resourced | 4 = Measured

(See Appendix B for definitions of terms)

Securities and Exchange Commission

Biannual Agency Section 508 Self Assessment Report to OMB – Feb 2020

The OMB Section 508 Dashboard is a reflection of all federal departments/agencies capturing key Section 508 metrics. All metrics are reviewed by OMB and provided to individual agency executives. Agencies are required to provide metrics for Acquisition, Agency EIT Lifecycle Activities, Testing and Validation, Complaints Process, and Training and Section 508 Compliance for Intranet and Internet websites.

Agency CIO: David Bottom	Agency Section 508 Program Manager: Sharvon Jones
Agency Annual IT Budget: \$N/A	Agency Submitter: Sharvon Jones
Number of Employees Supporting Agency Section 508 Program: 1	Number of Contractors Supporting Agency Section 508 Program: 0

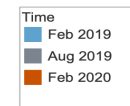
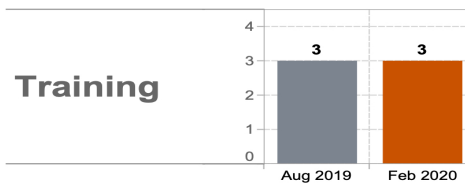
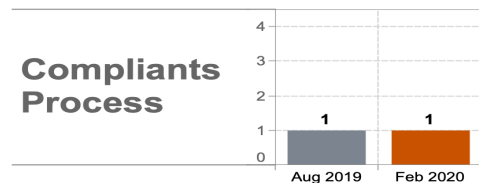
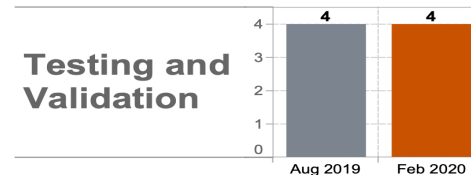
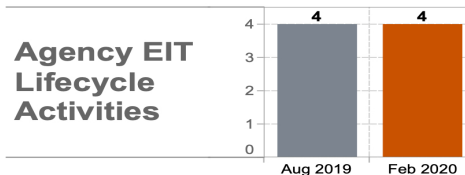
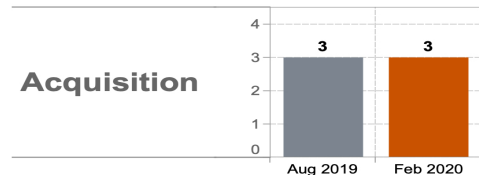
✓ Number of Internet web pages evaluated & tested: **1,246**

✓ Percentage of Internet web pages meeting technical standards of those evaluated / tested: **100%**

✓ Number of Intranet web pages evaluated & tested: **618**

✓ Percentage of Intranet web pages meeting technical standards of those evaluated / tested: **100%**

AGENCY PROGRESS



Metrics are scored 1-4
 e.g. 1 = Ad Hoc | 2 = Planned | 3 = Resourced | 4 = Measured

(See Appendix B for definitions of terms)

Social Security Administration

Biannual Agency Section 508 Self Assessment Report to OMB – Feb 2020

The OMB Section 508 Dashboard is a reflection of all federal departments/agencies capturing key Section 508 metrics. All metrics are reviewed by OMB and provided to individual agency executives. Agencies are required to provide metrics for Acquisition, Agency EIT Lifecycle Activities, Testing and Validation, Complaints Process, and Training and Section 508 Compliance for Intranet and Internet websites.

Agency CIO: Rajive Mathur	Agency Section 508 Program Manager: Pierce Crowell
Agency Annual IT Budget: \$2B	Agency Submitter: Pierce Crowell
Number of Employees Supporting Agency Section 508 Program: 31	Number of Contractors Supporting Agency Section 508 Program: 8

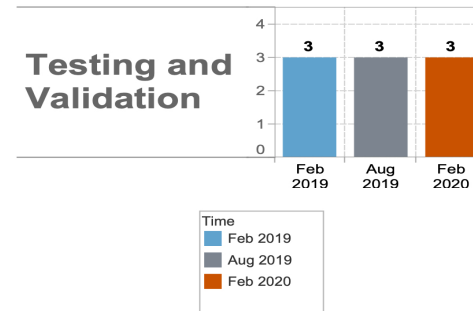
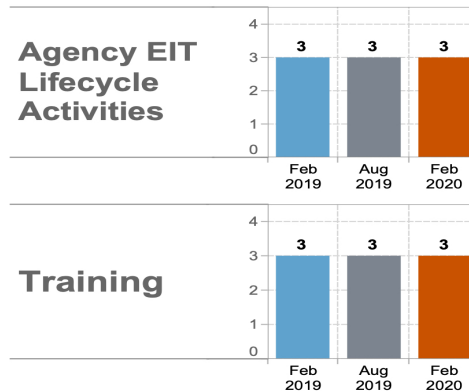
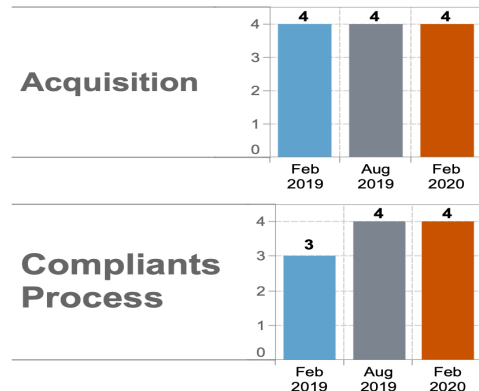
✓ Number of Internet web pages evaluated & tested: **24,843**

✓ Percentage of Internet web pages meeting technical standards of those evaluated / tested: **99%**

✓ Number of Intranet web pages evaluated & tested: **42,323**

✓ Percentage of Intranet web pages meeting technical standards of those evaluated / tested: **71%**

AGENCY PROGRESS



Metrics are scored 1-4
 e.g. 1 = Ad Hoc | 2 = Planned | 3 = Resourced | 4 = Measured

(See Appendix B for definitions of terms)

Department of State

Biannual Agency Section 508 Self Assessment Report to OMB – Feb 2020

The OMB Section 508 Dashboard is a reflection of all federal departments/agencies capturing key Section 508 metrics. All metrics are reviewed by OMB and provided to individual agency executives. Agencies are required to provide metrics for Acquisition, Agency EIT Lifecycle Activities, Testing and Validation, Complaints Process, and Training and Section 508 Compliance for Intranet and Internet websites.

Agency CIO: Stuart McGuigan	Agency Section 508 Program Manager: David Conner
Agency Annual IT Budget: \$2.4B	Agency Submitter: David Conner
Number of Employees Supporting Agency Section 508 Program: 2	Number of Contractors Supporting Agency Section 508 Program: 2


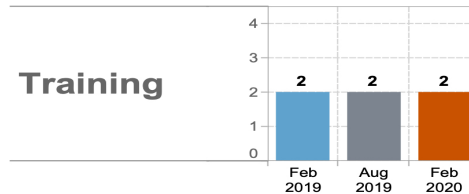
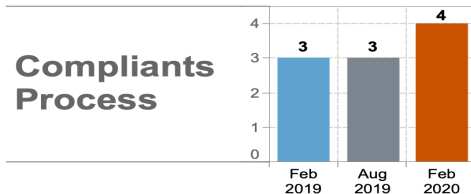
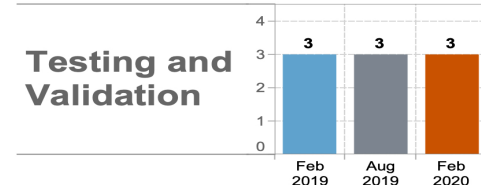
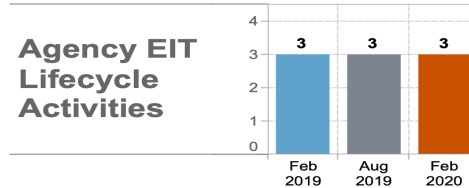
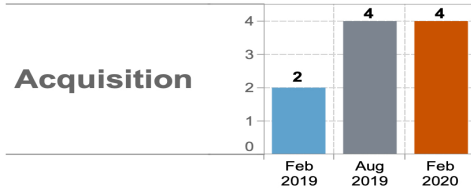
✓ Number of Internet web pages evaluated & tested: **24**

✓ Percentage of Internet web pages meeting technical standards of those evaluated / tested: **100%**

✓ Number of Intranet web pages evaluated & tested: **0**

✓ Percentage of Intranet web pages meeting technical standards of those evaluated / tested: **0%**

AGENCY PROGRESS



Metrics are scored 1-4
 e.g. 1 = Ad Hoc | 2 = Planned | 3 = Resourced | 4 = Measured

(See Appendix B for definitions of terms)

Department of the Treasury

Biannual Agency Section 508 Self Assessment Report to OMB – Feb 2020

The OMB Section 508 Dashboard is a reflection of all federal departments/agencies capturing key Section 508 metrics. All metrics are reviewed by OMB and provided to individual agency executives. Agencies are required to provide metrics for Acquisition, Agency EIT Lifecycle Activities, Testing and Validation, Complaints Process, and Training and Section 508 Compliance for Intranet and Internet websites.

Agency CIO: Eric Olson	Agency Section 508 Program Manager: Vacant
Agency Annual IT Budget: \$4.8B	Agency Submitter: Katelyn Foreman
Number of Employees Supporting Agency Section 508 Program: 21	Number of Contractors Supporting Agency Section 508 Program: 11


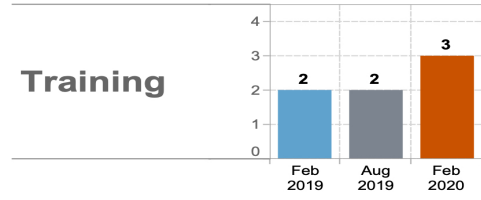
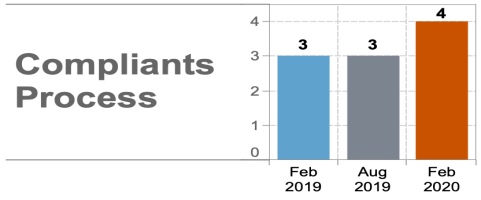
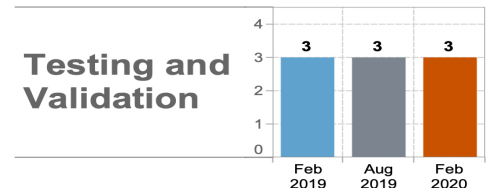
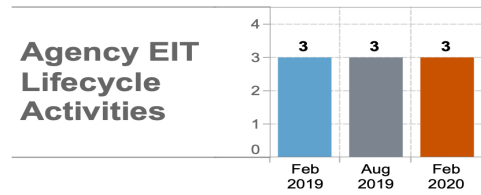
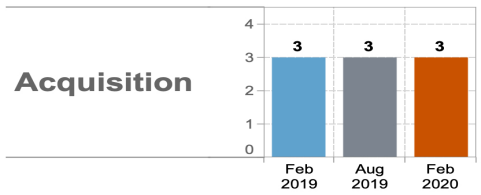
✓ Number of Internet web pages evaluated & tested: **11,878**

✓ Percentage of Internet web pages meeting technical standards of those evaluated / tested: **89%**

✓ Number of Intranet web pages evaluated & tested: **3,058**

✓ Percentage of Intranet web pages meeting technical standards of those evaluated / tested: **58%**

AGENCY PROGRESS



Metrics are scored 1-4
 e.g. 1 = Ad Hoc | 2 = Planned | 3 = Resourced | 4 = Measured

(See Appendix B for definitions of terms)

United States Access Board

Biannual Agency Section 508 Self Assessment Report to OMB – Feb 2020

The OMB Section 508 Dashboard is a reflection of all federal departments/agencies capturing key Section 508 metrics. All metrics are reviewed by OMB and provided to individual agency executives. Agencies are required to provide metrics for Acquisition, Agency EIT Lifecycle Activities, Testing and Validation, Complaints Process, and Training and Section 508 Compliance for Intranet and Internet websites.

Agency CIO: Susan Little	Agency Section 508 Program Manager: Bruce Bailey
Agency Annual IT Budget: \$N/A	Agency Submitter: Susan Little
Number of Employees Supporting Agency Section 508 Program: 1	Number of Contractors Supporting Agency Section 508 Program: 0

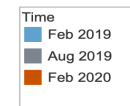
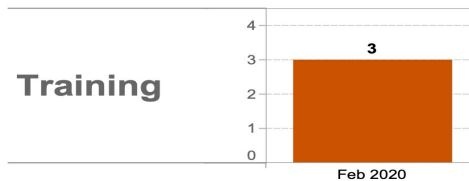
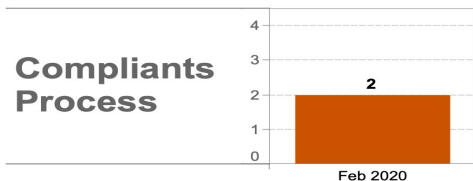
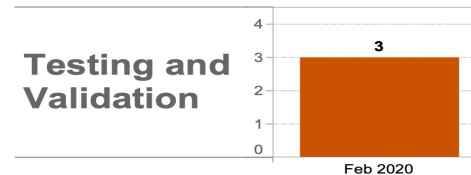
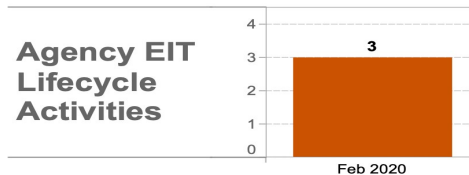
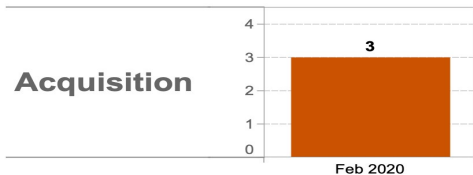
✓ Number of Internet web pages evaluated & tested: **1,546**

✓ Percentage of Internet web pages meeting technical standards of those evaluated / tested: **100%**

✓ Number of Intranet web pages evaluated & tested: **7**

✓ Percentage of Intranet web pages meeting technical standards of those evaluated / tested: **100%**

AGENCY PROGRESS



Metrics are scored 1-4
 e.g. 1 = Ad Hoc | 2 = Planned | 3 = Resourced | 4 = Measured

(See Appendix B for definitions of terms)

Unites States Agency for International Development

Biannual Agency Section 508 Self Assessment Report to OMB – Feb 2020

The OMB Section 508 Dashboard is a reflection of all federal departments/agencies capturing key Section 508 metrics. All metrics are reviewed by OMB and provided to individual agency executives. Agencies are required to provide metrics for Acquisition, Agency EIT Lifecycle Activities, Testing and Validation, Complaints Process, and Training and Section 508 Compliance for Intranet and Internet websites.

Agency CIO: Jay Mahanand	Agency Section 508 Program Manager: William Morgan
Agency Annual IT Budget: \$217M	Agency Submitter: William Morgan
Number of Employees Supporting Agency Section 508 Program: 2	Number of Contractors Supporting Agency Section 508 Program: 1


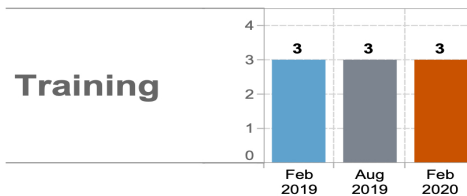
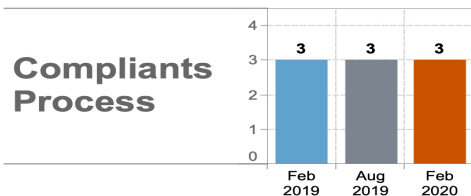
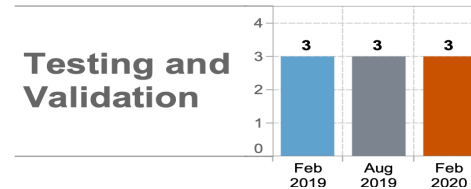
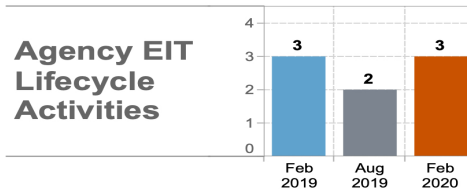
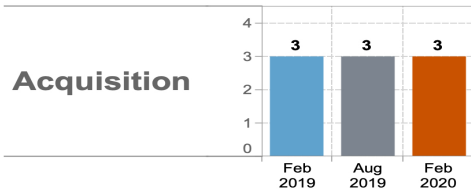
✓ Number of Internet web pages evaluated & tested: **1,229**

✓ Percentage of Internet web pages meeting technical standards of those evaluated / tested: **66%**

✓ Number of Intranet web pages evaluated & tested: **0**

✓ Percentage of Intranet web pages meeting technical standards of those evaluated / tested: **0%**

AGENCY PROGRESS



Metrics are scored 1-4
 e.g. 1 = Ad Hoc | 2 = Planned | 3 = Resourced | 4 = Measured

(See Appendix B for definitions of terms)

Department of Agriculture

Biannual Agency Section 508 Self Assessment Report to OMB – Feb 2020

The OMB Section 508 Dashboard is a reflection of all federal departments/agencies capturing key Section 508 metrics. All metrics are reviewed by OMB and provided to individual agency executives. Agencies are required to provide metrics for Acquisition, Agency EIT Lifecycle Activities, Testing and Validation, Complaints Process, and Training and Section 508 Compliance for Intranet and Internet websites.

Agency CIO: Gary Washington	Agency Section 508 Program Manager: Angela Williams
Agency Annual IT Budget: \$2.4B	Agency Submitter: Angela Williams
Number of Employees Supporting Agency Section 508 Program: 23	Number of Contractors Supporting Agency Section 508 Program: 13

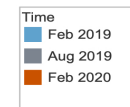
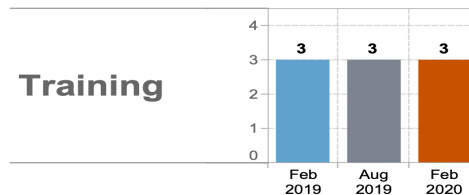
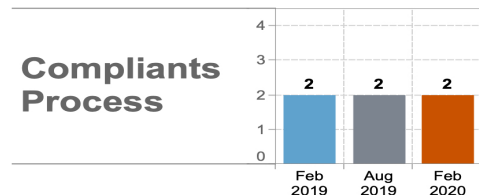
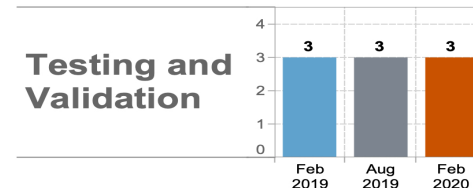
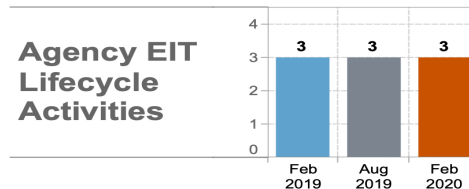
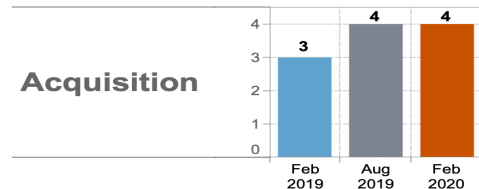
✓ Number of Internet web pages evaluated & tested: **269,578**

✓ Percentage of Internet web pages meeting technical standards of those evaluated / tested: **76%**

✓ Number of Intranet web pages evaluated & tested: **7,605**

✓ Percentage of Intranet web pages meeting technical standards of those evaluated / tested: **66%**

AGENCY PROGRESS



Metrics are scored 1-4
 e.g. 1 = Ad Hoc | 2 = Planned | 3 = Resourced | 4 = Measured

(See Appendix B for definitions of terms)

United States International Trade Commission

Biannual Agency Section 508 Self Assessment Report to OMB – Feb 2020

The OMB Section 508 Dashboard is a reflection of all federal departments/agencies capturing key Section 508 metrics. All metrics are reviewed by OMB and provided to individual agency executives. Agencies are required to provide metrics for Acquisition, Agency EIT Lifecycle Activities, Testing and Validation, Complaints Process, and Training and Section 508 Compliance for Intranet and Internet websites.

Agency CIO: Keith B. Vaughn	Agency Section 508 Program Manager: Carrin Brown
Agency Annual IT Budget: \$N/A	Agency Submitter: Carrin Brown
Number of Employees Supporting Agency Section 508 Program: 1	Number of Contractors Supporting Agency Section 508 Program: 0


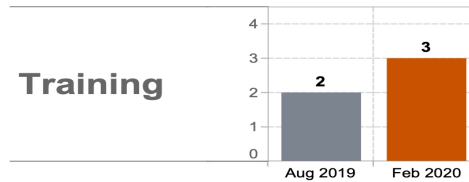
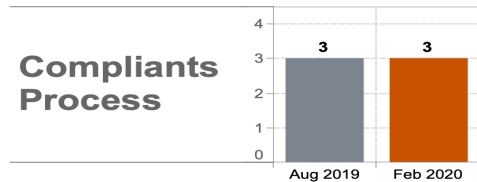
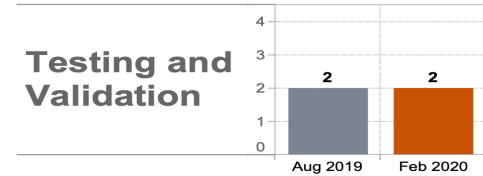
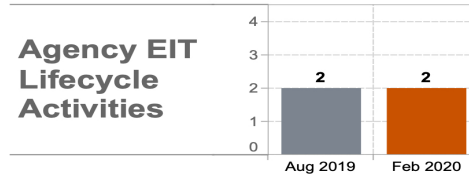
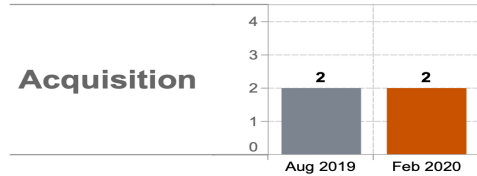
✓ Number of Internet web pages evaluated & tested: **4,804**

✓ Percentage of Internet web pages meeting technical standards of those evaluated / tested: **100%**

✓ Number of Intranet web pages evaluated & tested: **195**

✓ Percentage of Intranet web pages meeting technical standards of those evaluated / tested: **79%**

AGENCY PROGRESS



Metrics are scored 1-4
 e.g. 1 = Ad Hoc | 2 = Planned | 3 = Resourced | 4 = Measured

(See Appendix B for definitions of terms)

Department of Veterans Affairs

Biannual Agency Section 508 Self Assessment Report to OMB – Feb 2020

The OMB Section 508 Dashboard is a reflection of all federal departments/agencies capturing key Section 508 metrics. All metrics are reviewed by OMB and provided to individual agency executives. Agencies are required to provide metrics for Acquisition, Agency EIT Lifecycle Activities, Testing and Validation, Complaints Process, and Training and Section 508 Compliance for Intranet and Internet websites.

Agency CIO: James Gfrerer	Agency Section 508 Program Manager: Pat Sheehan
Agency Annual IT Budget: \$6.1B	Agency Submitter: Derrick Curtis
Number of Employees Supporting Agency Section 508 Program: 25	Number of Contractors Supporting Agency Section 508 Program: 39


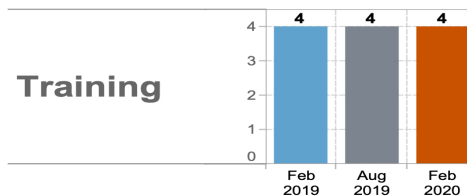
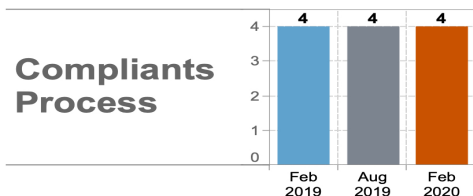
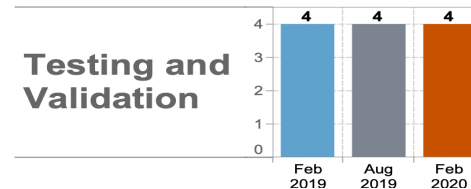
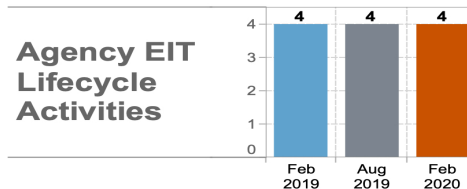
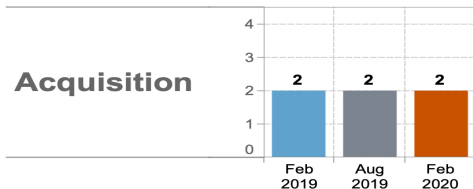
✓ Number of Internet web pages evaluated & tested: **363,363**

✓ Percentage of Internet web pages meeting technical standards of those evaluated / tested: **1%**

✓ Number of Intranet web pages evaluated & tested: **156,211**

✓ Percentage of Intranet web pages meeting technical standards of those evaluated / tested: **0%**

AGENCY PROGRESS



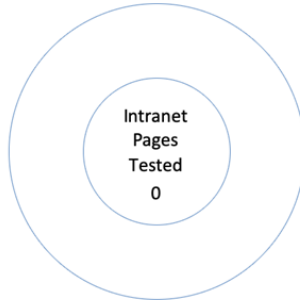
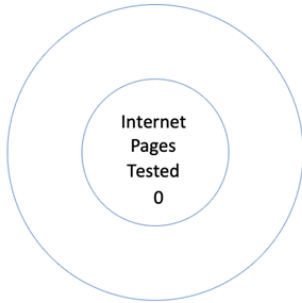
Metrics are scored 1-4
e.g. 1 = Ad Hoc | 2 = Planned | 3 = Resourced | 4 = Measured

(See Appendix B for definitions of terms)

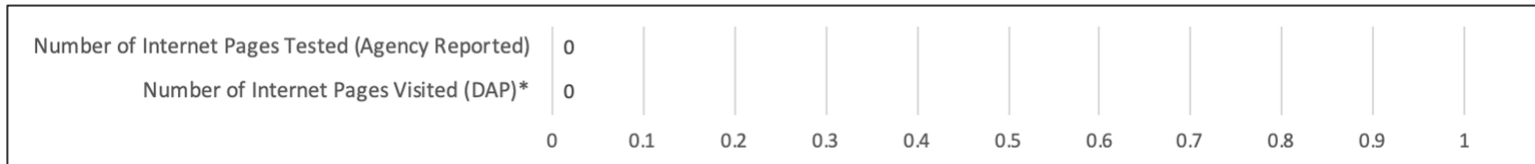
Webpage Conformance: Snapshot

Corporation for National and Community Service

Conformance of Self-reported Internet and Intranet Webpages Tested
 Corporation for National & Community Service | Feb 2020



■ Internet Pages Conformant ■ Internet Pages Non-Conformant ■ Intranet Pages Conformant ■ Intranet Pages Non-Conformant ■ Total Pages Conformant ■ Total Pages Non-Conformant

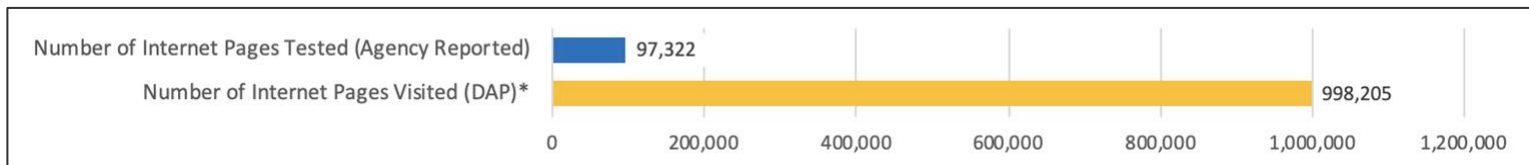



*Number of pages visited between Sep 01, 2019 through Feb 29, 2020 available from the [Digital Analytics Program](#).

Webpage Conformance: Snapshot

Department of Homeland Security

Conformance of Self-reported Internet and Intranet Webpages Tested
Department of Homeland Security | Feb 2020

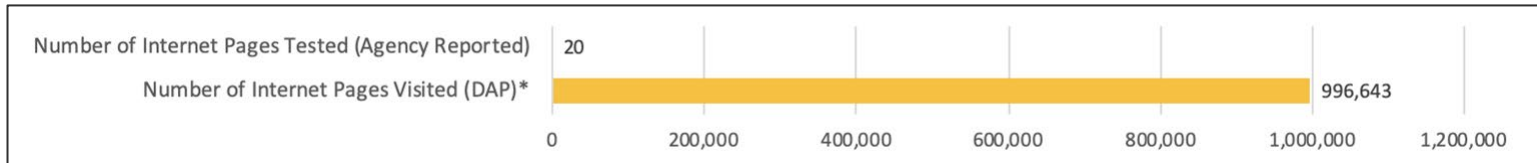
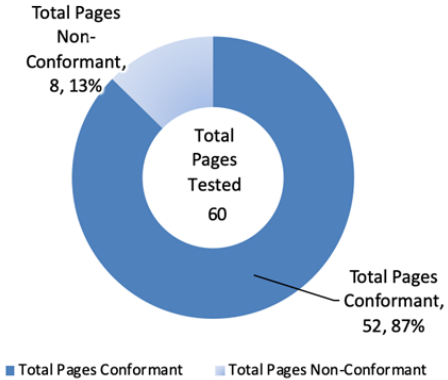

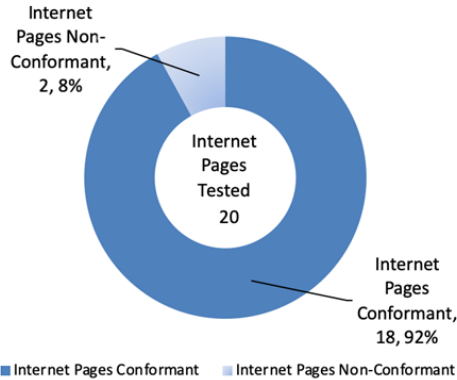


*Number of pages visited between Sep 01, 2019 through Feb 29, 2020 available from the [Digital Analytics Program](#).

Webpage Conformance: Snapshot

Department of Commerce

Conformance of Self-reported Internet and Intranet Webpages Tested
Department of Commerce | Feb 2020

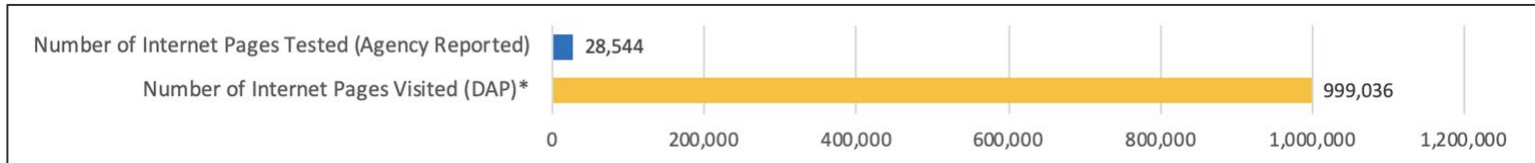
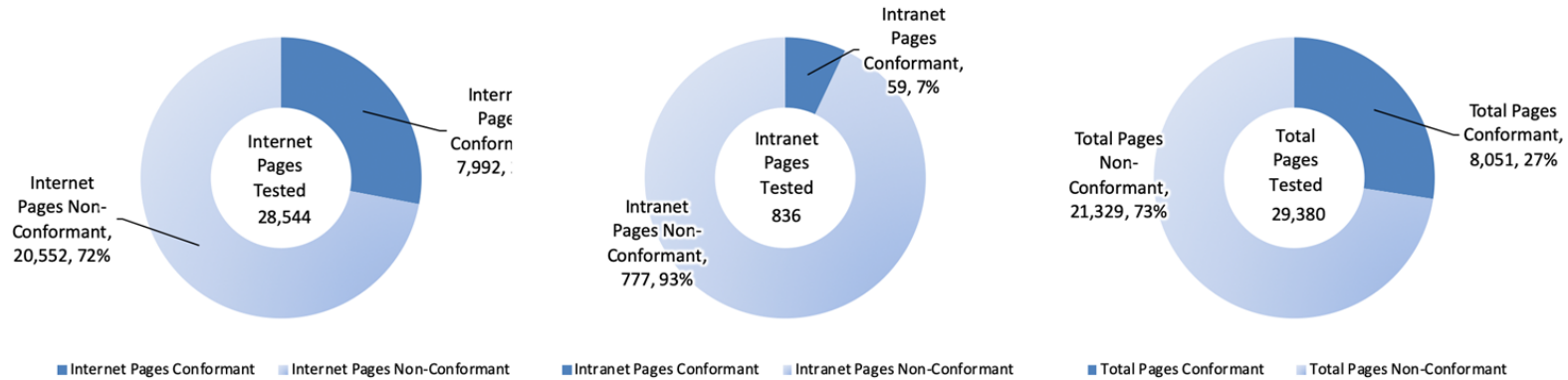


*Number of pages visited between Sep 01, 2019 through Feb 29, 2020 available from the [Digital Analytics Program](#).

Webpage Conformance: Snapshot

Department of Defense

Conformance of Self-reported Internet and Intranet Webpages Tested
Department of Defense | Feb 2020

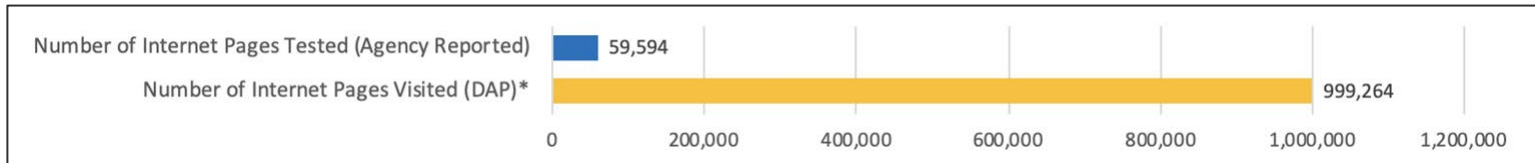
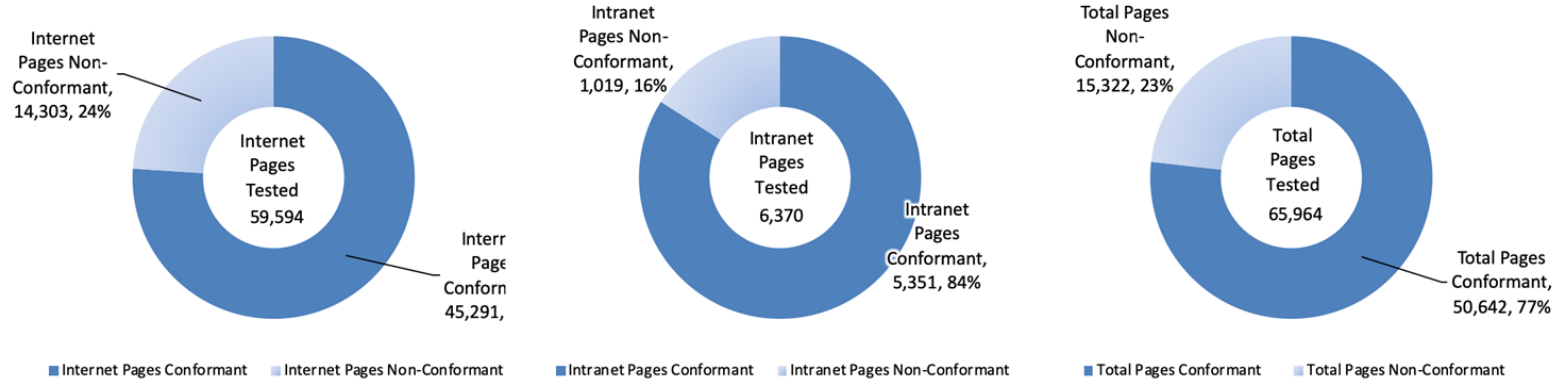


*Number of pages visited between Sep 01, 2019 through Feb 29, 2020 available from the [Digital Analytics Program](#).

Webpage Conformance: Snapshot

Department of Energy

Conformance of Self-reported Internet and Intranet Webpages Tested
Department of Energy | Feb 2020

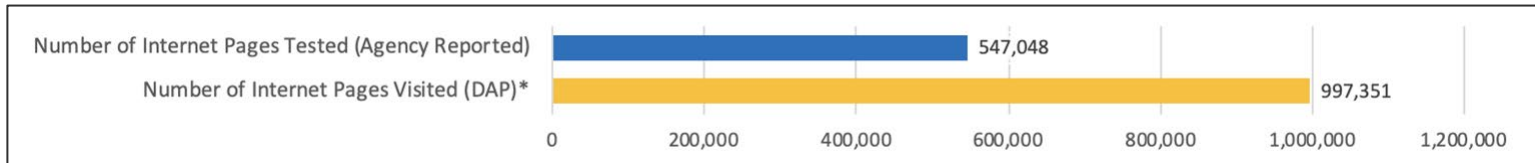
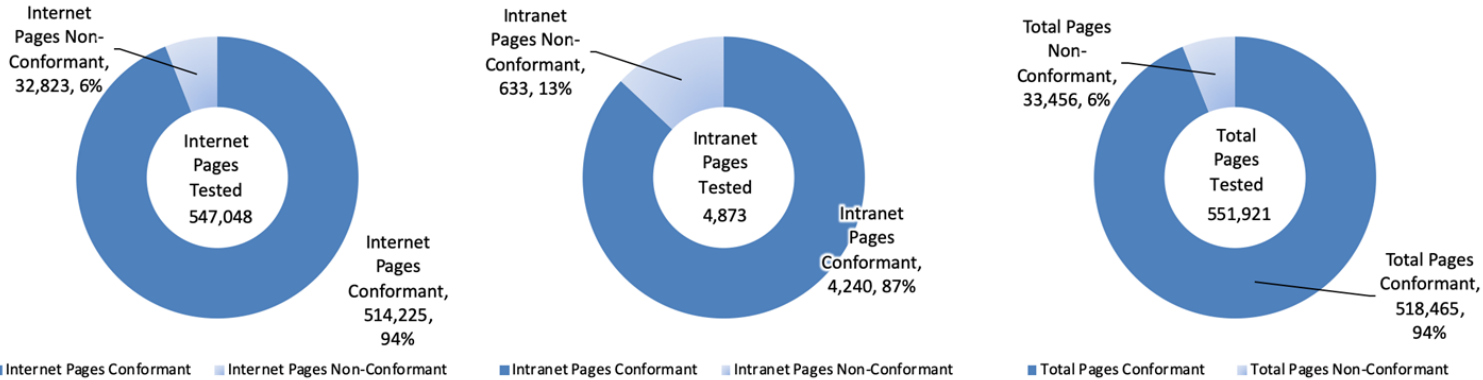


*Number of pages visited between Sep 01, 2019 through Feb 29, 2020 available from the [Digital Analytics Program](#).

Webpage Conformance: Snapshot

Department of the Interior

Conformance of Self-reported Internet and Intranet Webpages Tested
Department of the Interior | Feb 2020

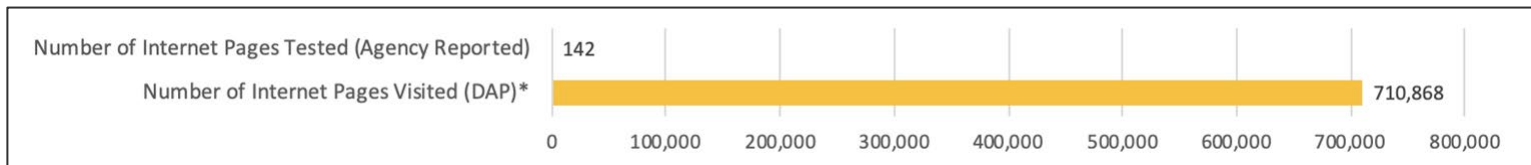



*Number of pages visited between Sep 01, 2019 through Feb 29, 2020 available from the [Digital Analytics Program](#).

Webpage Conformance: Snapshot

Department of Justice

Conformance of Self-reported Internet and Intranet Webpages Tested
Department of Justice | Feb 2020

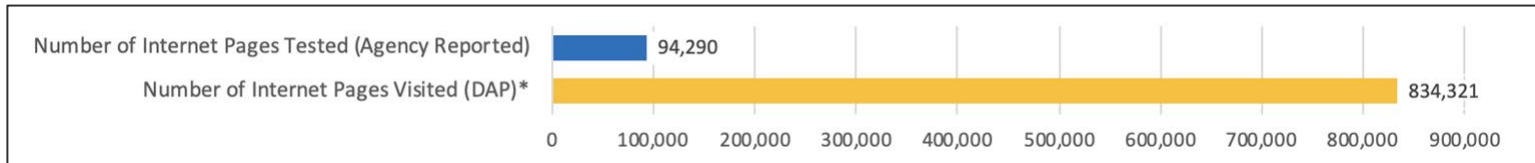
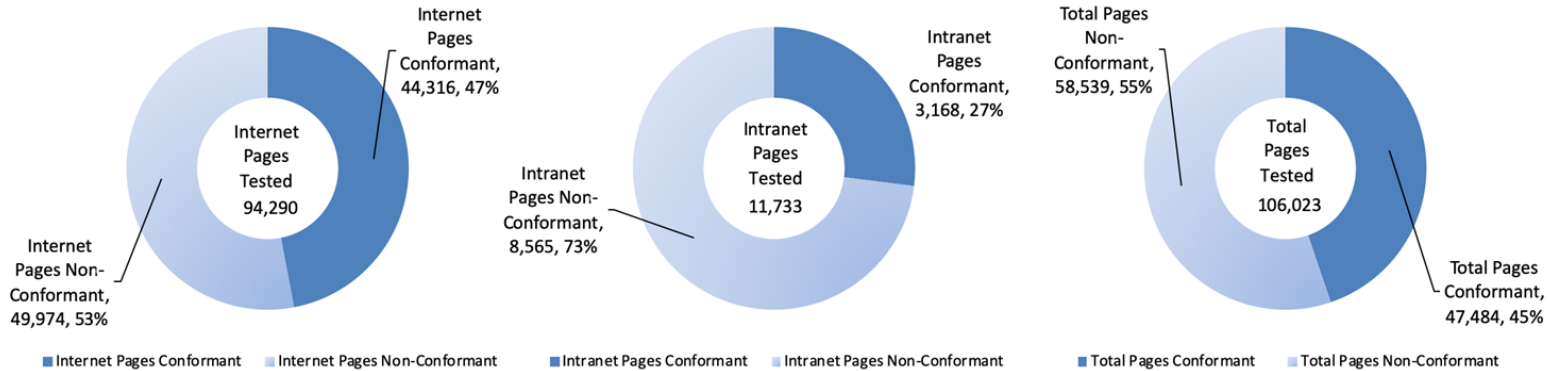


*Number of pages visited between Sep 01, 2019 through Feb 29, 2020 available from the [Digital Analytics Program](#).

Webpage Conformance: Snapshot

Department of Labor

Conformance of Self-reported Internet and Intranet Webpages Tested
Department of Labor | Feb 2020

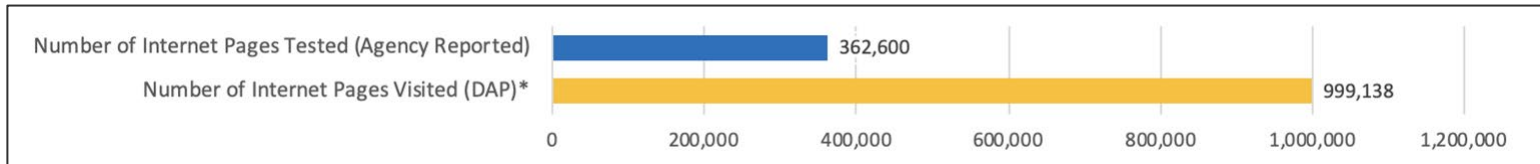



*Number of pages visited between Sep 01, 2019 through Feb 29, 2020 available from the [Digital Analytics Program](#).

Webpage Conformance: Snapshot

Department of Transportation

Conformance of Self-reported Internet and Intranet Webpages Tested
Department of Transportation | Feb 2020

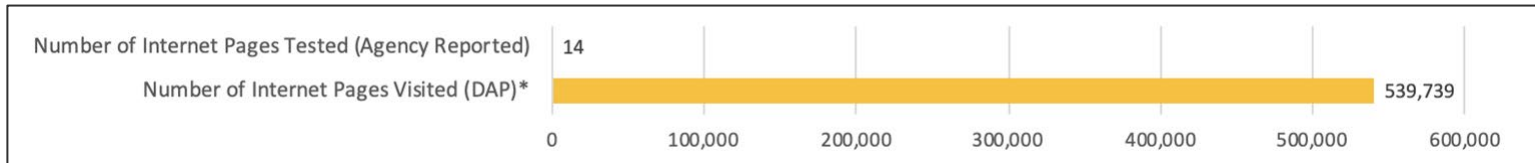
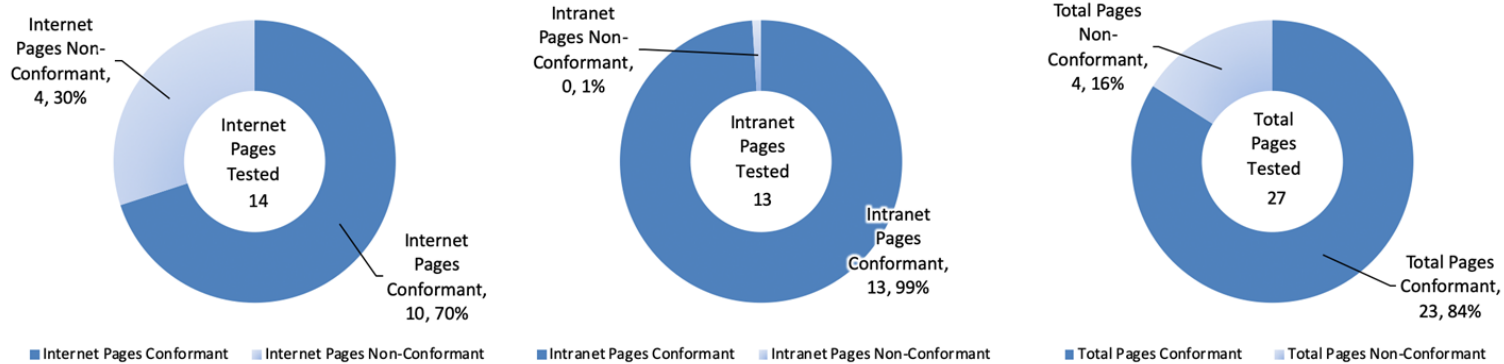


*Number of pages visited between Sep 01, 2019 through Feb 29, 2020 available from the [Digital Analytics Program](#).

Webpage Conformance: Snapshot

Department of Education

Conformance of Self-reported Internet and Intranet Webpages Tested
Department of Education | Feb 2020

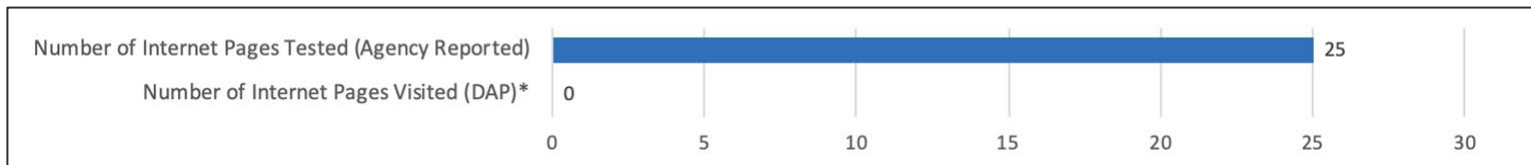



*Number of pages visited between Sep 01, 2019 through Feb 29, 2020 available from the [Digital Analytics Program](#).

Webpage Conformance: Snapshot

Equal Employment Opportunity Commission

Conformance of Self-reported Internet and Intranet Webpages Tested
 Equal Employment Opportunity Commission | Feb 2020


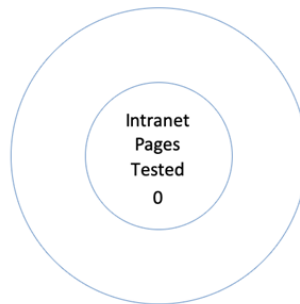
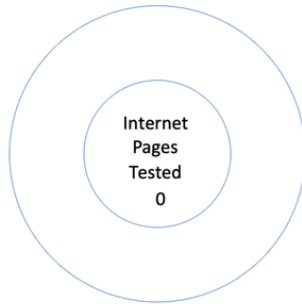


*Number of pages visited between Sep 01, 2019 through Feb 29, 2020 available from the [Digital Analytics Program](#).

Webpage Conformance: Snapshot

Environmental Protection Agency

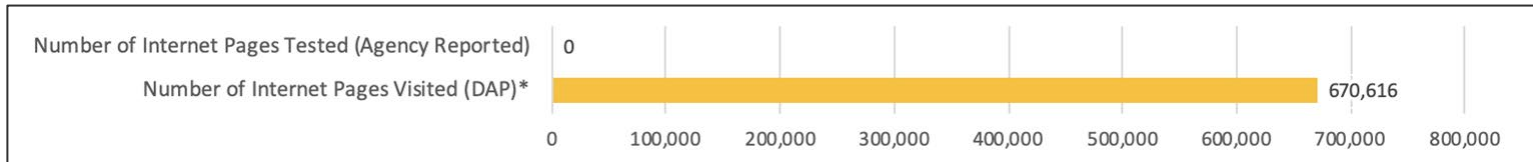
Conformance of Self-reported Internet and Intranet Webpages Tested
Environmental Protection Agency | Feb 2020



■ Internet Pages Conformant ■ Internet Pages Non-Conformant

■ Intranet Pages Conformant ■ Intranet Pages Non-Conformant

■ Total Pages Conformant ■ Total Pages Non-Conformant

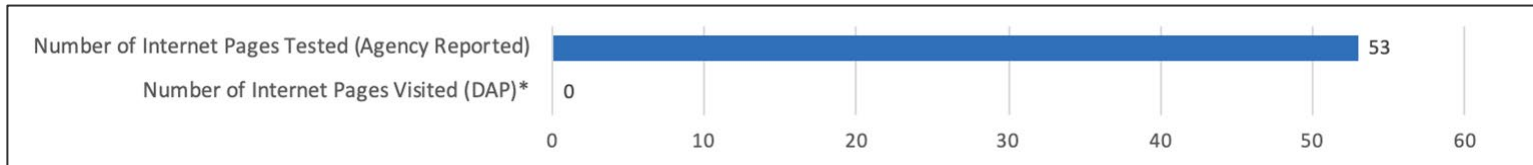
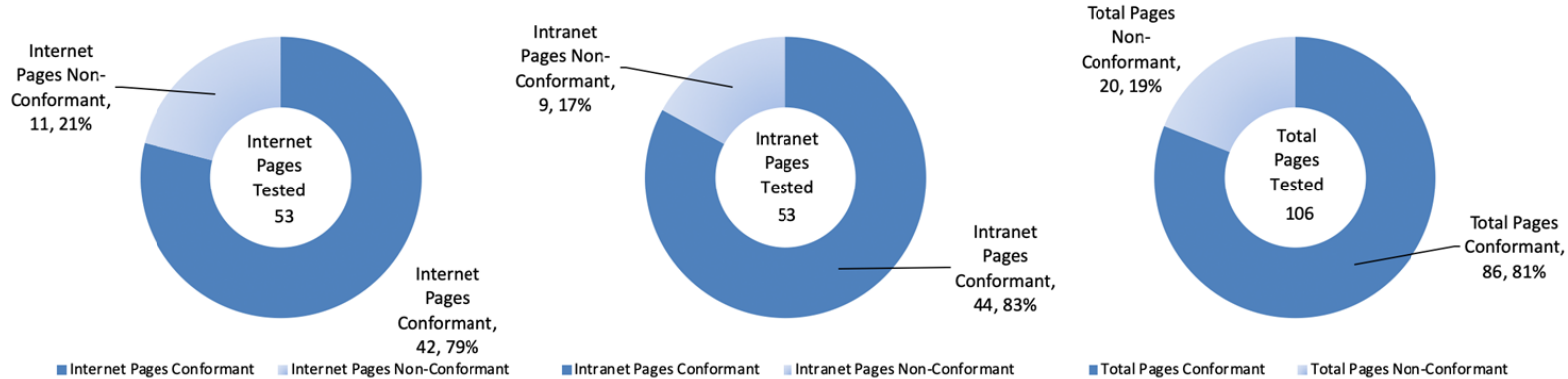


*Number of pages visited between Sep 01, 2019 through Feb 29, 2020 available from the [Digital Analytics Program](#).

Webpage Conformance: Snapshot

Federal Deposit Insurance Corporation

Conformance of Self-reported Internet and Intranet Webpages Tested
Federal Deposit Insurance Corporation | Feb 2020

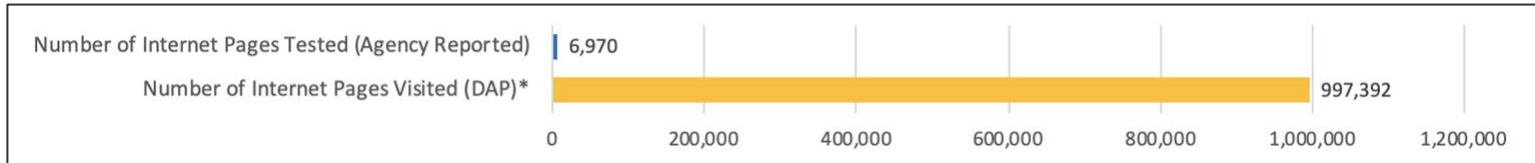
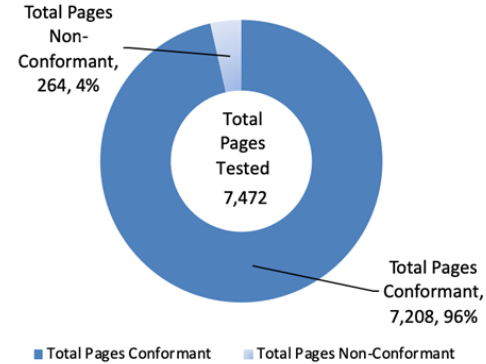

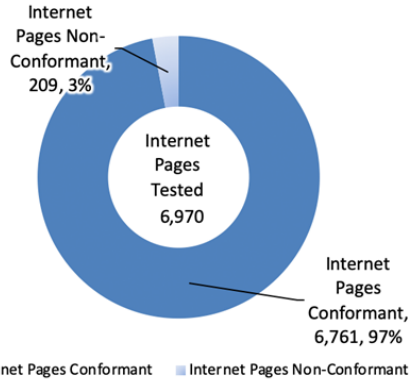


*Number of pages visited between Sep 01, 2019 through Feb 29, 2020 available from the [Digital Analytics Program](#).

Webpage Conformance: Snapshot

General Services Administration

Conformance of Self-reported Internet and Intranet Webpages Tested
General Services Administration | Feb 2020

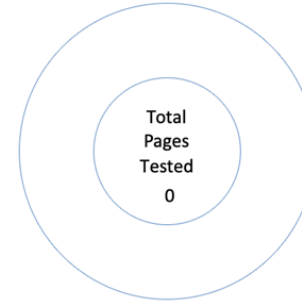
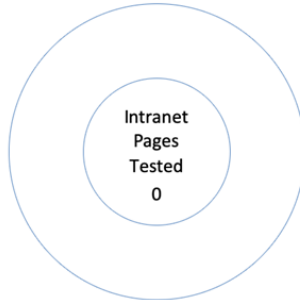
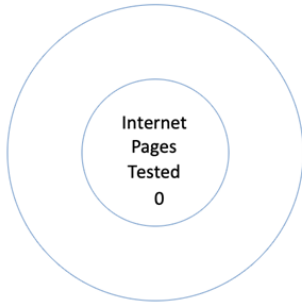


*Number of pages visited between Sep 01, 2019 through Feb 29, 2020 available from the [Digital Analytics Program](#).

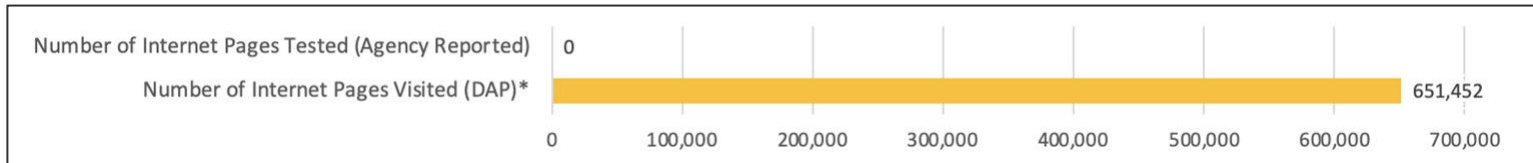
Webpage Conformance: Snapshot

Department of Health and Human Services

Conformance of Self-reported Internet and Intranet Webpages Tested
Department of Health and Human Services | Feb 2020



■ Internet Pages Conformant ■ Internet Pages Non-Conformant ■ Intranet Pages Conformant ■ Intranet Pages Non-Conformant ■ Total Pages Conformant ■ Total Pages Non-Conformant

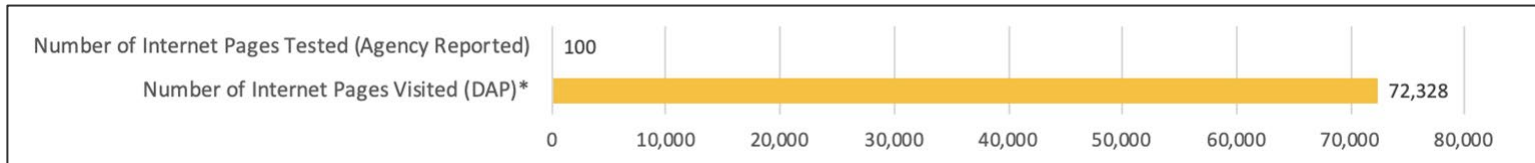
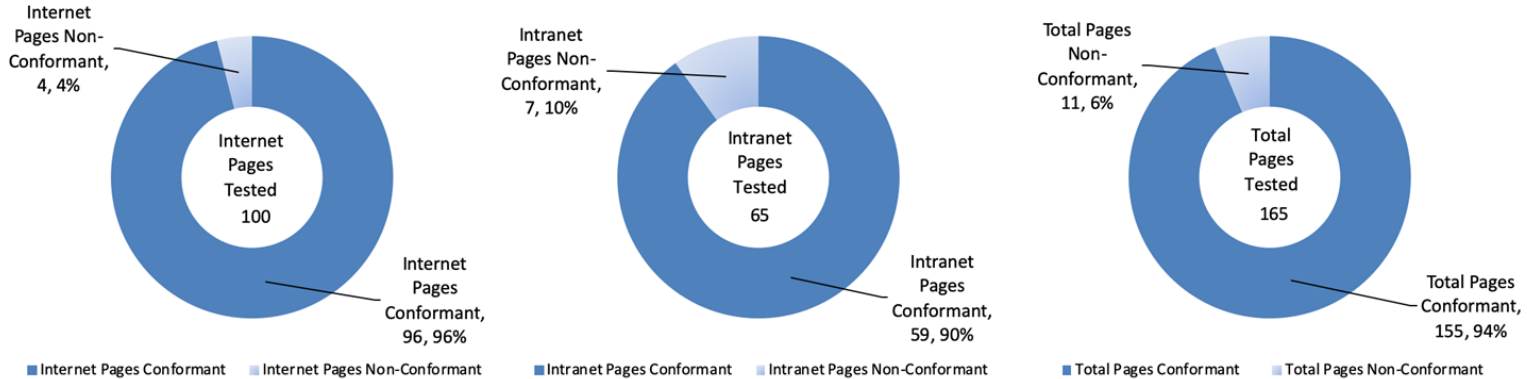


*Number of pages visited between Sep 01, 2019 through Feb 29, 2020 available from the [Digital Analytics Program](#).

Webpage Conformance: Snapshot

Department of Housing and Urban Development

Conformance of Self-reported Internet and Intranet Webpages Tested
 Department of Housing and Urban Development | Feb 2020

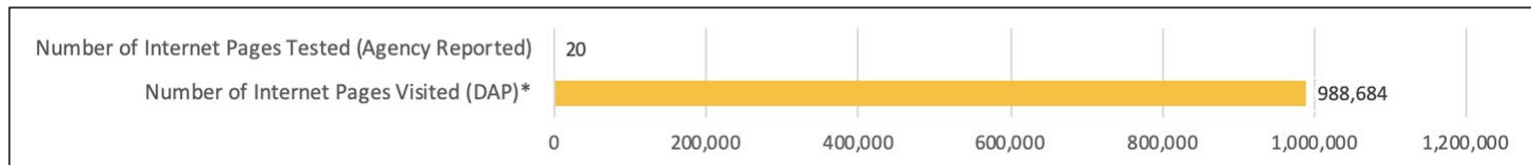



*Number of pages visited between Sep 01, 2019 through Feb 29, 2020 available from the [Digital Analytics Program](#).

Webpage Conformance: Snapshot

National Archives and Records Administration

Conformance of Self-reported Internet and Intranet Webpages Tested
National Archives & Records Administration | Feb 2020

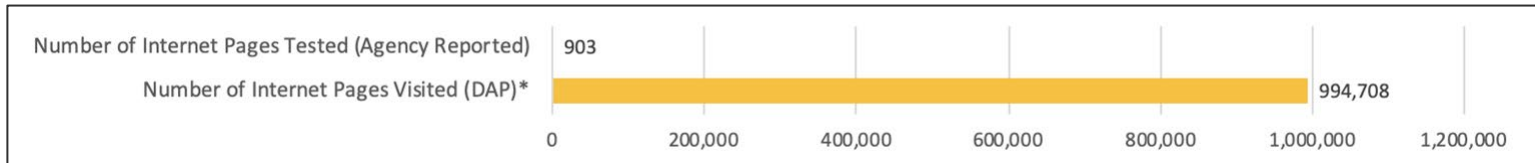



*Number of pages visited between Sep 01, 2019 through Feb 29, 2020 available from the [Digital Analytics Program](#).

Webpage Conformance: Snapshot

National Aeronautics and Space Administration

Conformance of Self-reported Internet and Intranet Webpages Tested
National Aeronautics & Space Administration | Feb 2020

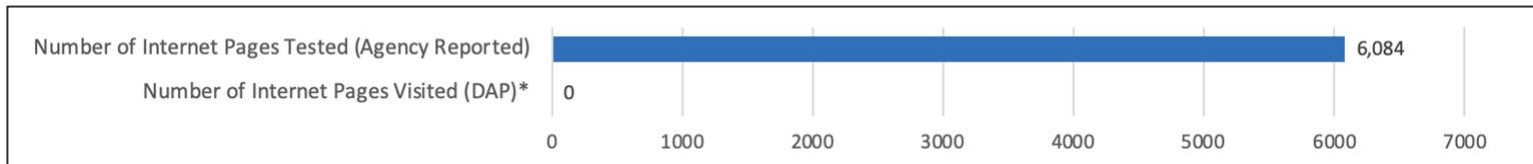



*Number of pages visited between Sep 01, 2019 through Feb 29, 2020 available from the [Digital Analytics Program](#).

Webpage Conformance: Snapshot

National Credit Union Administration

Conformance of Self-reported Internet and Intranet Webpages Tested
National Credit Union Administration | Feb 2020

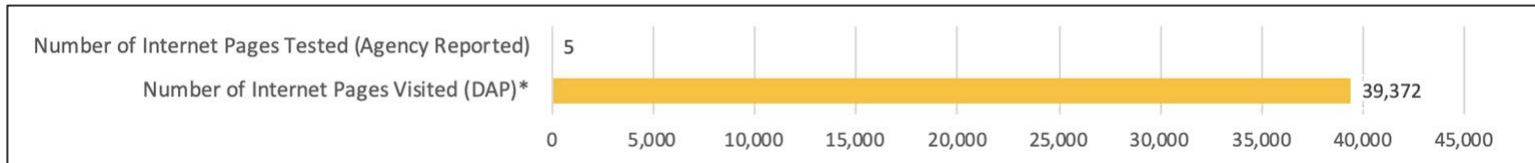
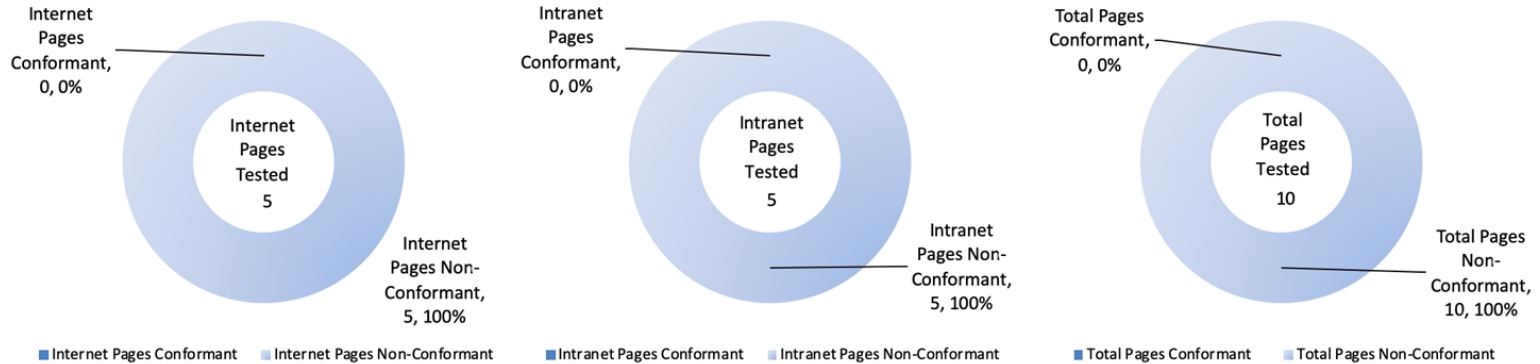


*Number of pages visited between Sep 01, 2019 through Feb 29, 2020 available from the [Digital Analytics Program](#).

Webpage Conformance: Snapshot

Nuclear Regulatory Commission

Conformance of Self-reported Internet and Intranet Webpages Tested
Nuclear Regulatory Commission | Feb 2020

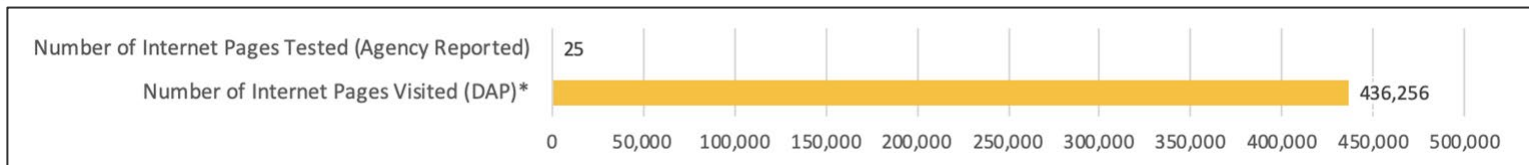
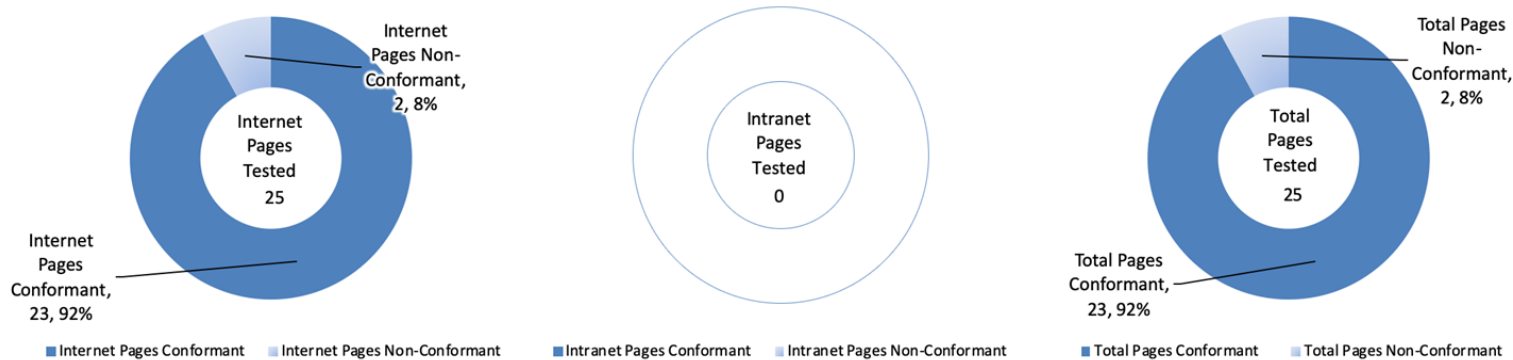


*Number of pages visited between Sep 01, 2019 through Feb 29, 2020 available from the [Digital Analytics Program](#).

Webpage Conformance: Snapshot

National Science Foundation

Conformance of Self-reported Internet and Intranet Webpages Tested
National Science Foundation | Feb 2020

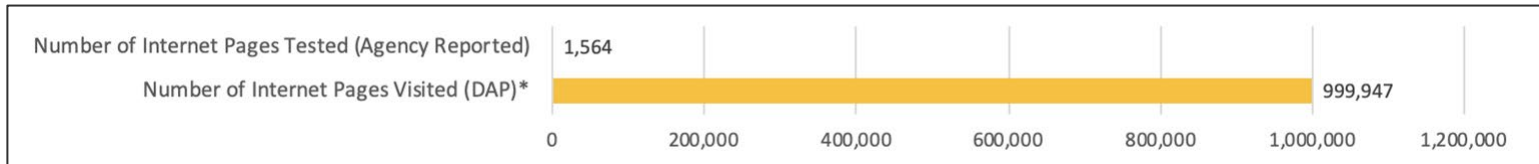
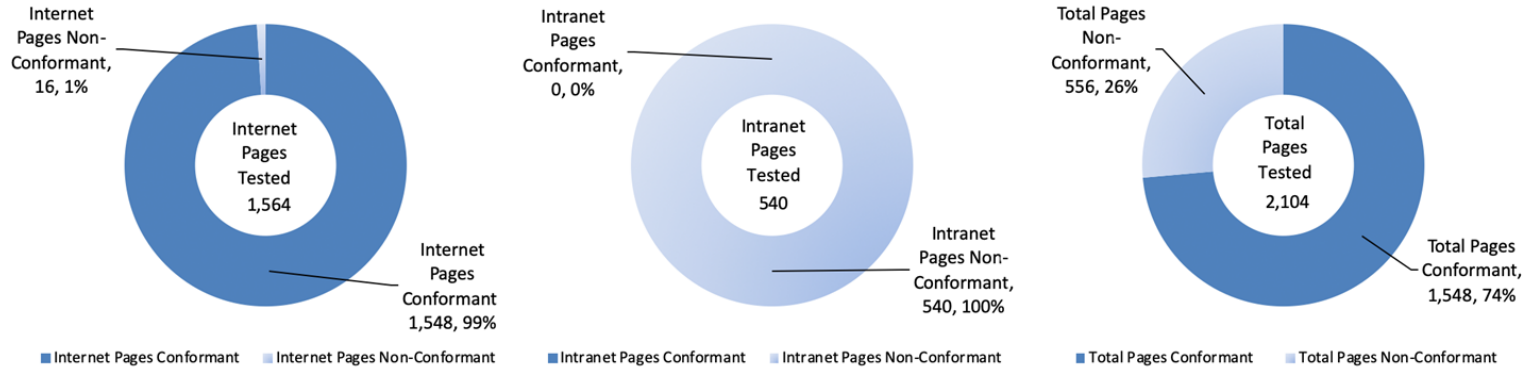


*Number of pages visited between Sep 01, 2019 through Feb 29, 2020 available from the [Digital Analytics Program](#).

Webpage Conformance: Snapshot

Office of Personnel Management

Conformance of Self-reported Internet and Intranet Webpages Tested
Office of Personnel Management | Feb 2020

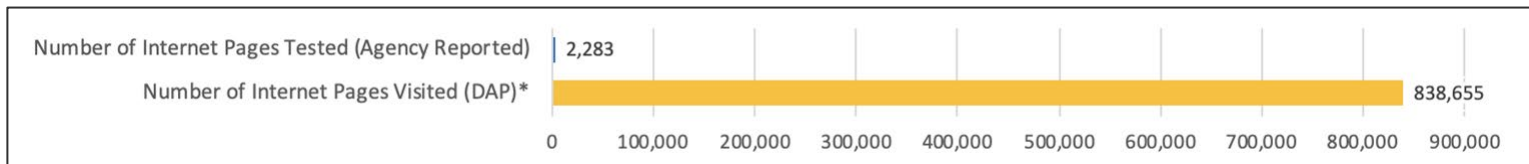
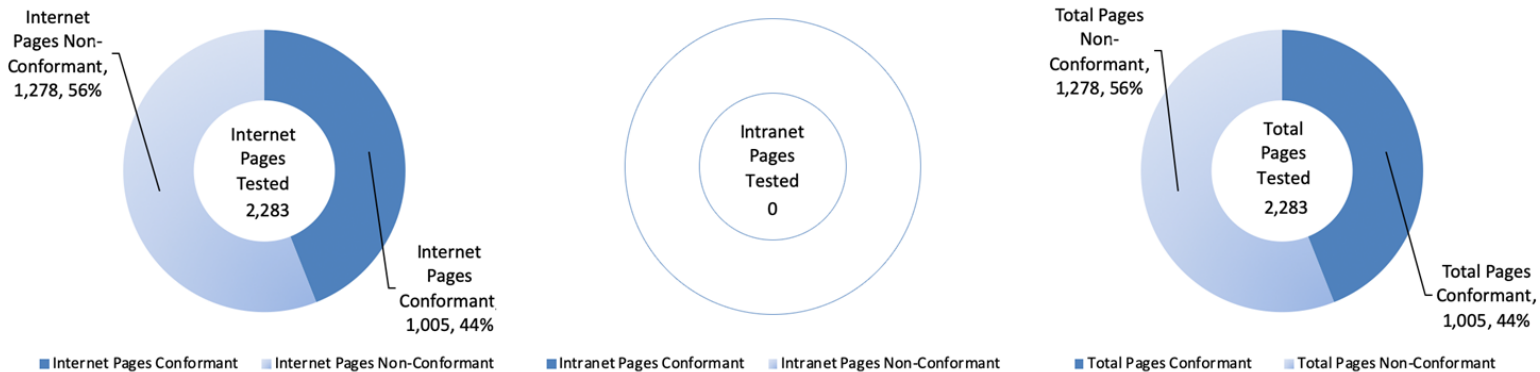


*Number of pages visited between Sep 01, 2019 through Feb 29, 2020 available from the [Digital Analytics Program](#).

Webpage Conformance: Snapshot

Small Business Administration

Conformance of Self-reported Internet and Intranet Webpages Tested
Small Business Administration | Feb 2020

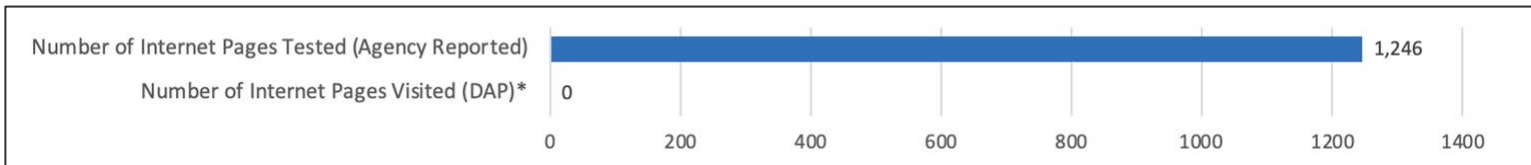



*Number of pages visited between Sep 01, 2019 through Feb 29, 2020 available from the [Digital Analytics Program](#).

Webpage Conformance: Snapshot

Securities and Exchange Commission

Conformance of Self-reported Internet and Intranet Webpages Tested
Securities and Exchange Commission | Feb 2020

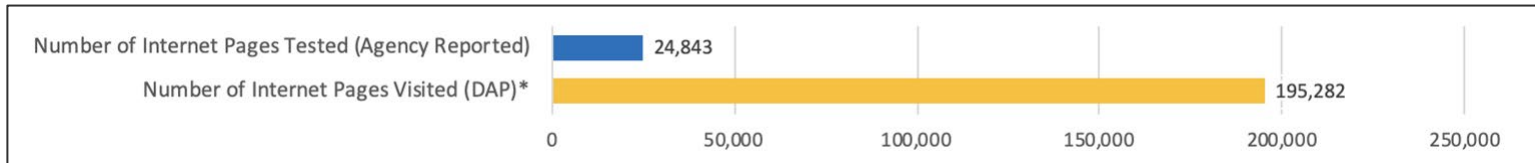



*Number of pages visited between Sep 01, 2019 through Feb 29, 2020 available from the [Digital Analytics Program](#).

Webpage Conformance: Snapshot

Social Security Administration

Conformance of Self-reported Internet and Intranet Webpages Tested
Social Security Administration | Feb 2020

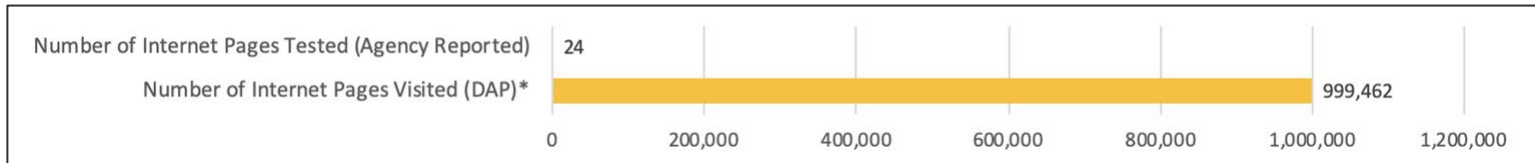
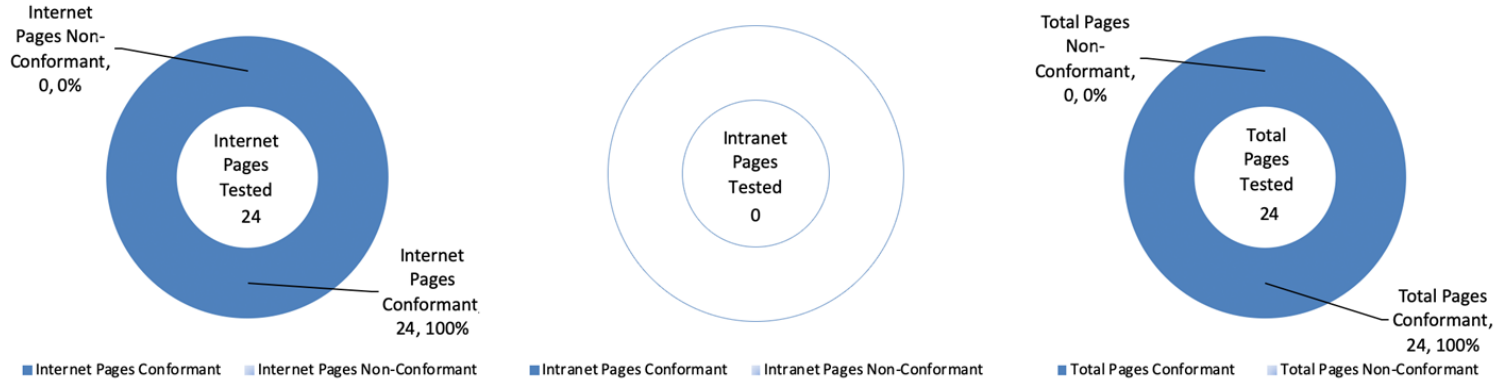


*Number of pages visited between Sep 01, 2019 through Feb 29, 2020 available from the [Digital Analytics Program](#).

Webpage Conformance: Snapshot

Department of State

Conformance of Self-reported Internet and Intranet Webpages Tested
Department of State | Feb 2020

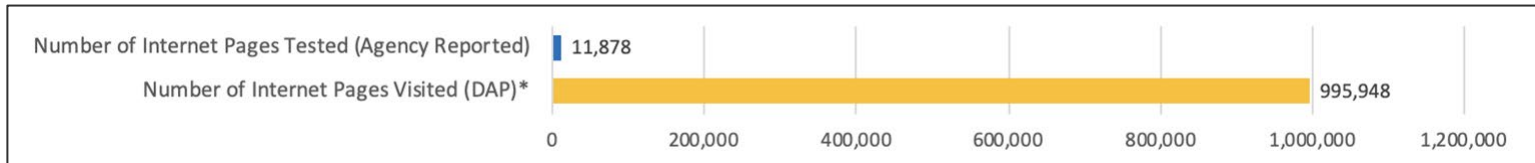
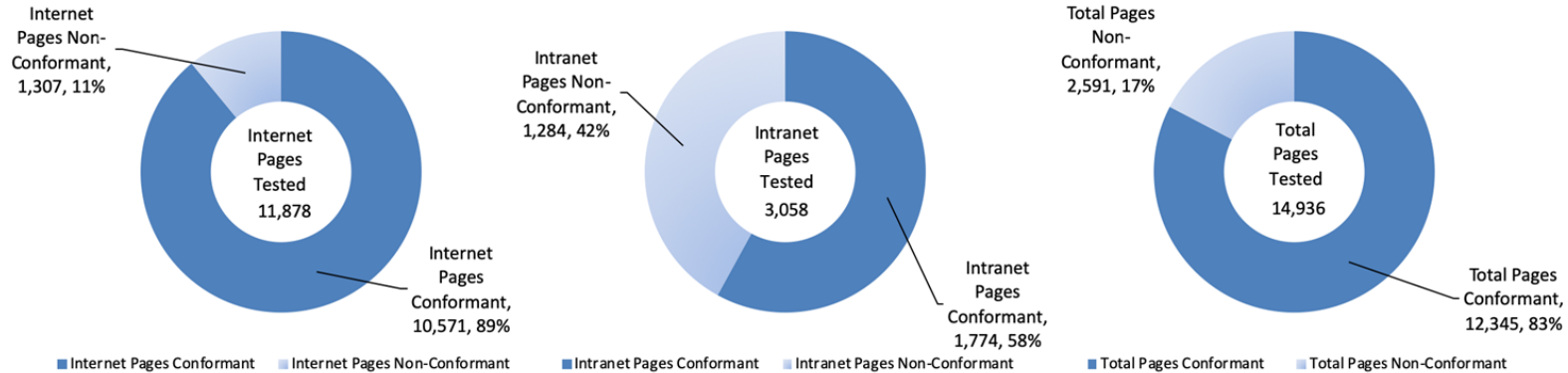


*Number of pages visited between Sep 01, 2019 through Feb 29, 2020 available from the [Digital Analytics Program](#).

Webpage Conformance: Snapshot

Department of the Treasury

Conformance of Self-reported Internet and Intranet Webpages Tested
 Department of the Treasury | Feb 2020

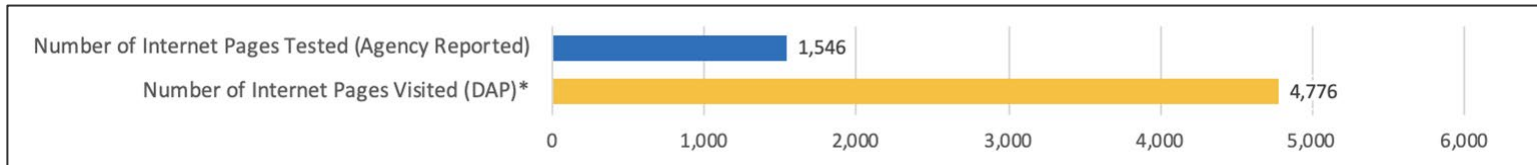



*Number of pages visited between Sep 01, 2019 through Feb 29, 2020 available from the [Digital Analytics Program](#).

Webpage Conformance: Snapshot

United States Access Board

Conformance of Self-reported Internet and Intranet Webpages Tested
U. S. Access Board | Feb 2020

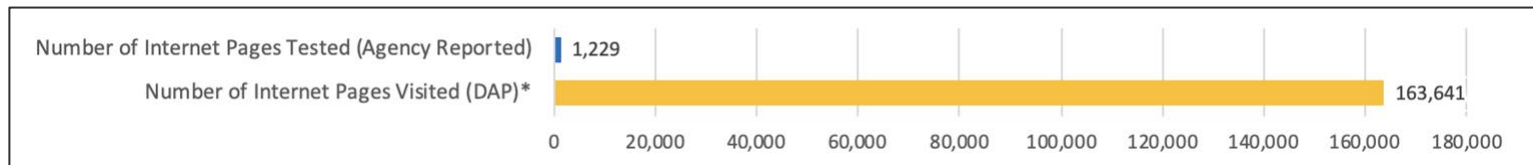
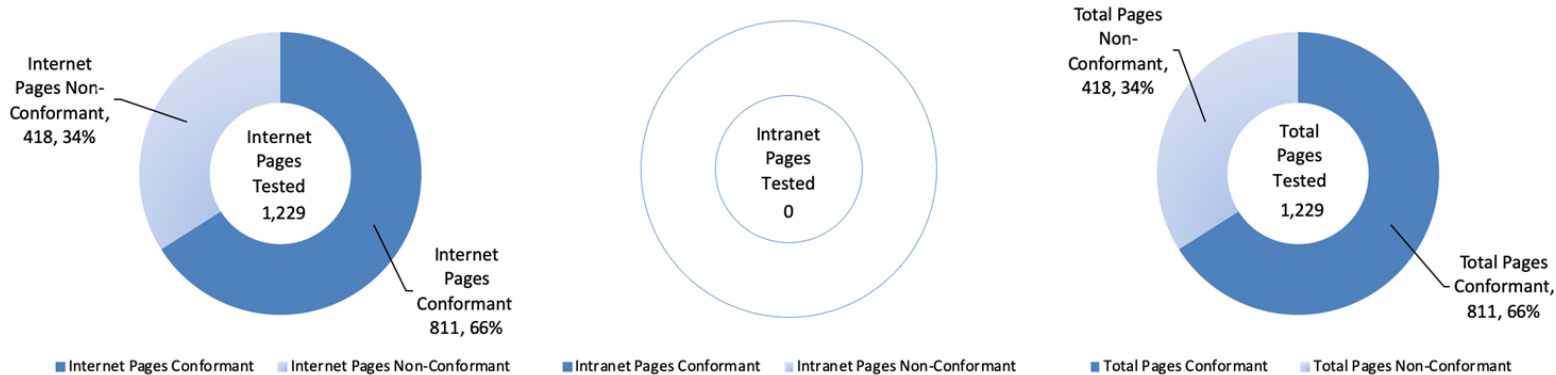


*Number of pages visited between Sep 01, 2019 through Feb 29, 2020 available from the [Digital Analytics Program](#).

Webpage Conformance: Snapshot

United States Agency for International Development

Conformance of Self-reported Internet and Intranet Webpages Tested
 U.S. Agency for International Development | Feb 2020

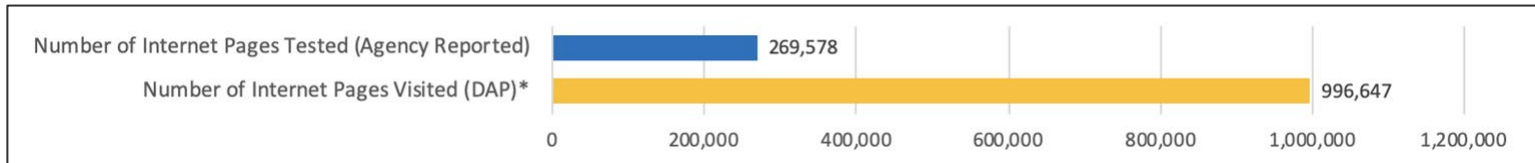
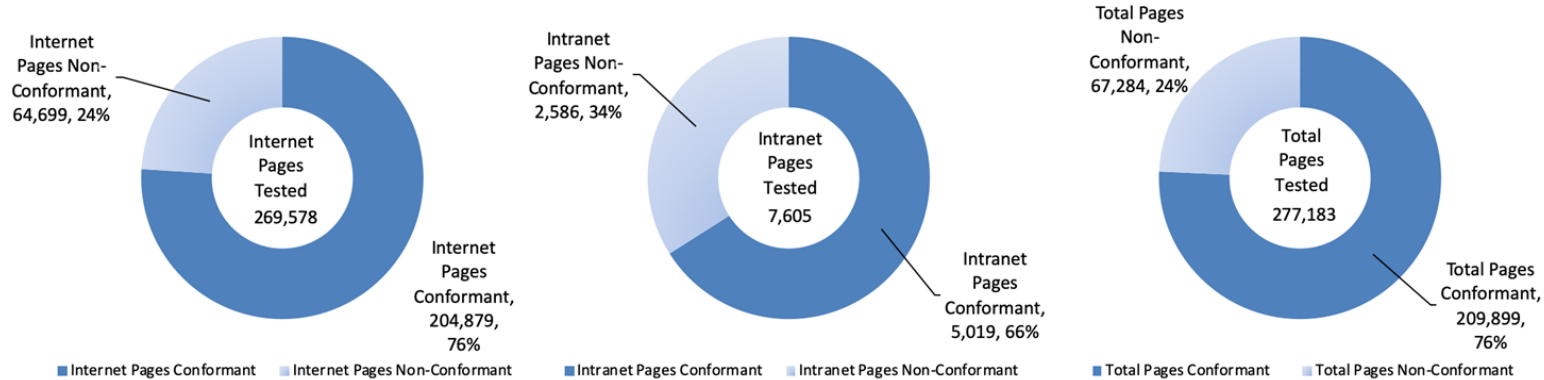


*Number of pages visited between Sep 01, 2019 through Feb 29, 2020 available from the [Digital Analytics Program](#).

Webpage Conformance: Snapshot

Department of Agriculture

Conformance of Self-reported Internet and Intranet Webpages Tested
Department of Agriculture | Feb 2020

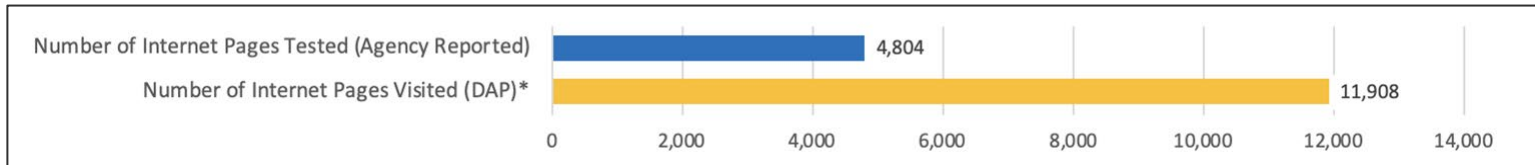
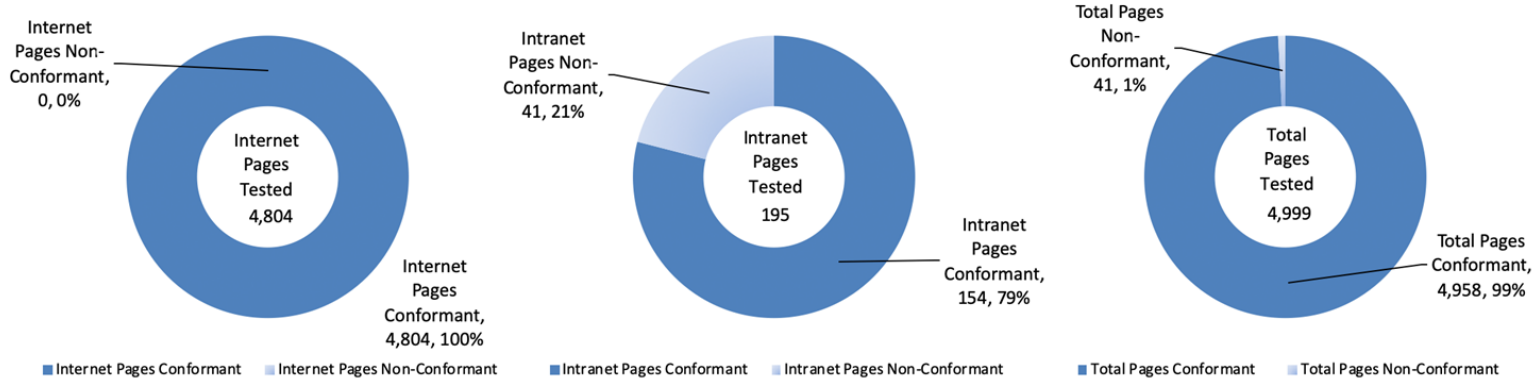


*Number of pages visited between Sep 01, 2019 through Feb 29, 2020 available from the [Digital Analytics Program](#).

Webpage Conformance: Snapshot

United States International Trade Commission

Conformance of Self-reported Internet and Intranet Webpages Tested
U.S. International Trade Commission | Feb 2020

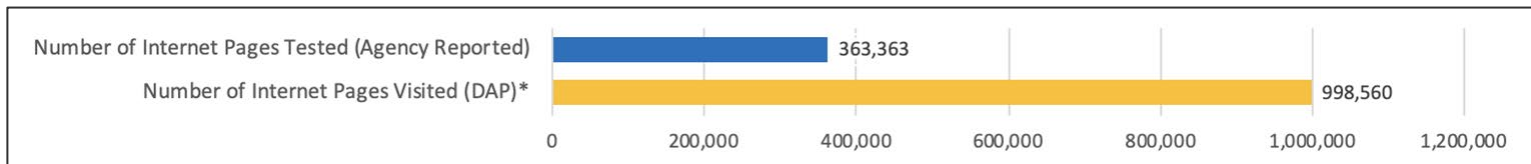



*Number of pages visited between Sep 01, 2019 through Feb 29, 2020 available from the [Digital Analytics Program](#).

Webpage Conformance: Snapshot

Department of Veterans Affairs

Conformance of Self-reported Internet and Intranet Webpages Tested
Department of Veteran Affairs | Feb 2020

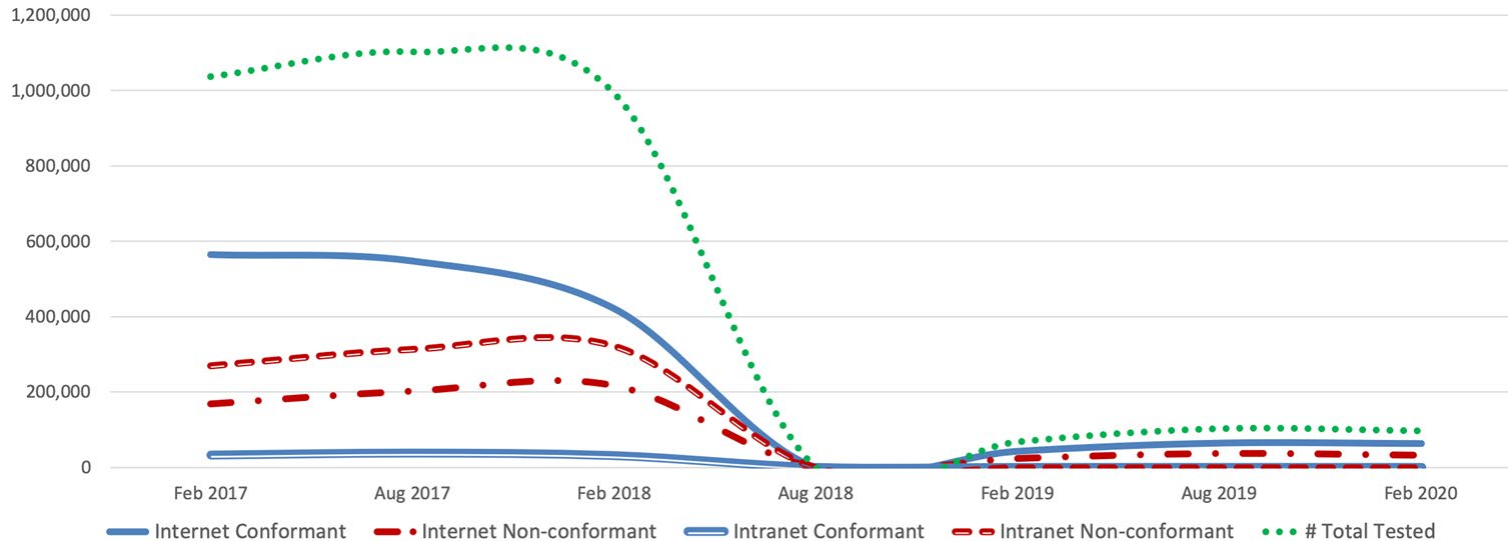


*Number of pages visited between Sep 01, 2019 through Feb 29, 2020 available from the [Digital Analytics Program](#).

Webpage Conformance: Trend Line

Department of Homeland Security

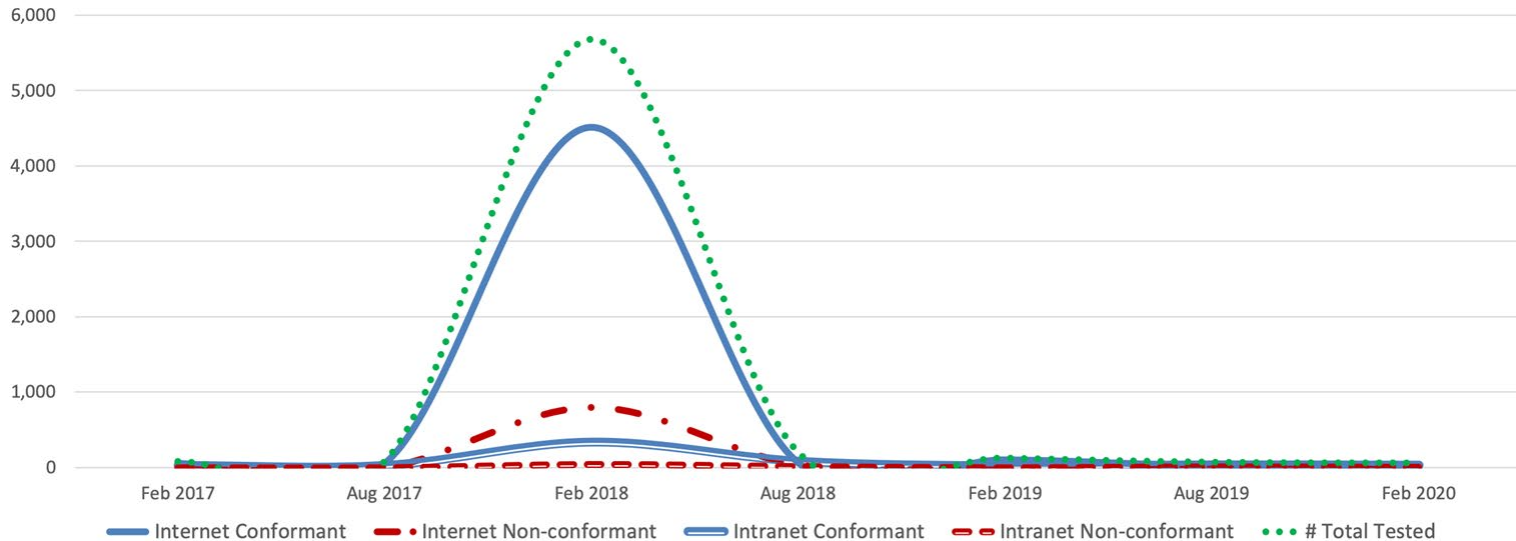
Conformance of Self-reported Internet and Intranet Webpages Tested over 7 Reporting Cycles
Department of Homeland Security | Feb 2017 - Feb 2020



Webpage Conformance: Trend Line

Department of Commerce

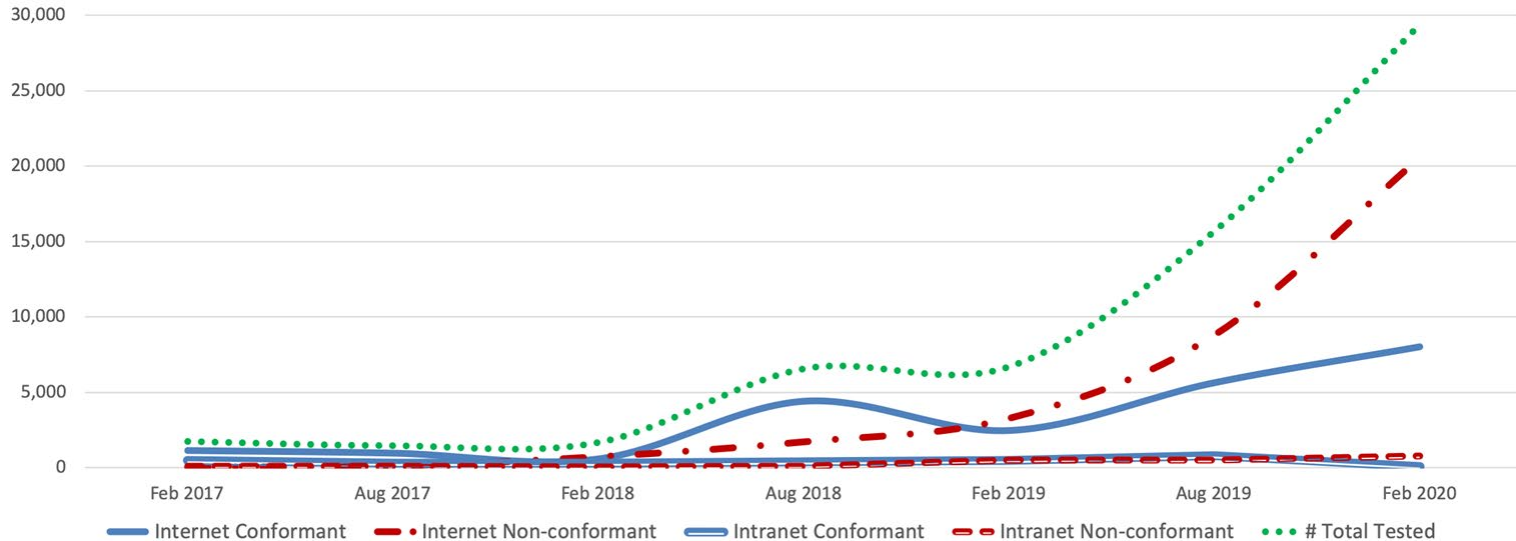
Conformance of Self-reported Internet and Intranet Webpages Tested over 7 Reporting Cycles
Department of Commerce | Feb 2017 - Feb 2020



Webpage Conformance: Trend Line

Department of Defense

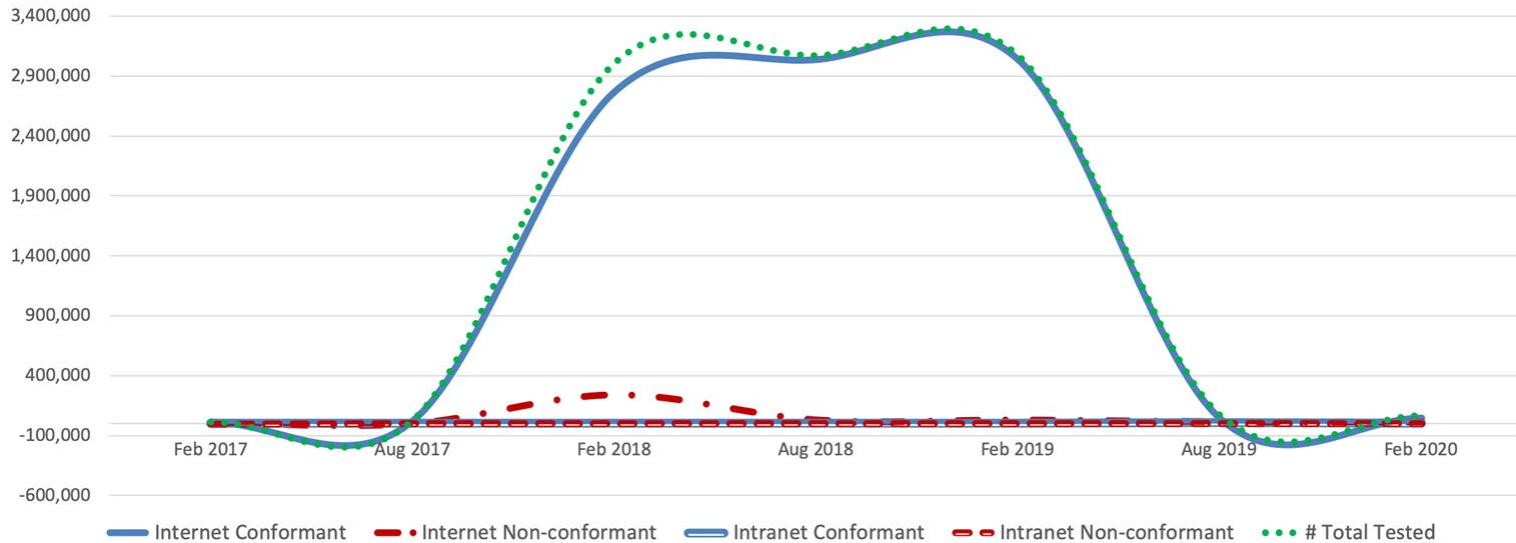
Conformance of Self-reported Internet and Intranet Webpages Tested over 7 Reporting Cycles
Department of Defense | Feb 2017 - Feb 2020



Webpage Conformance: Trend Line

Department of Energy

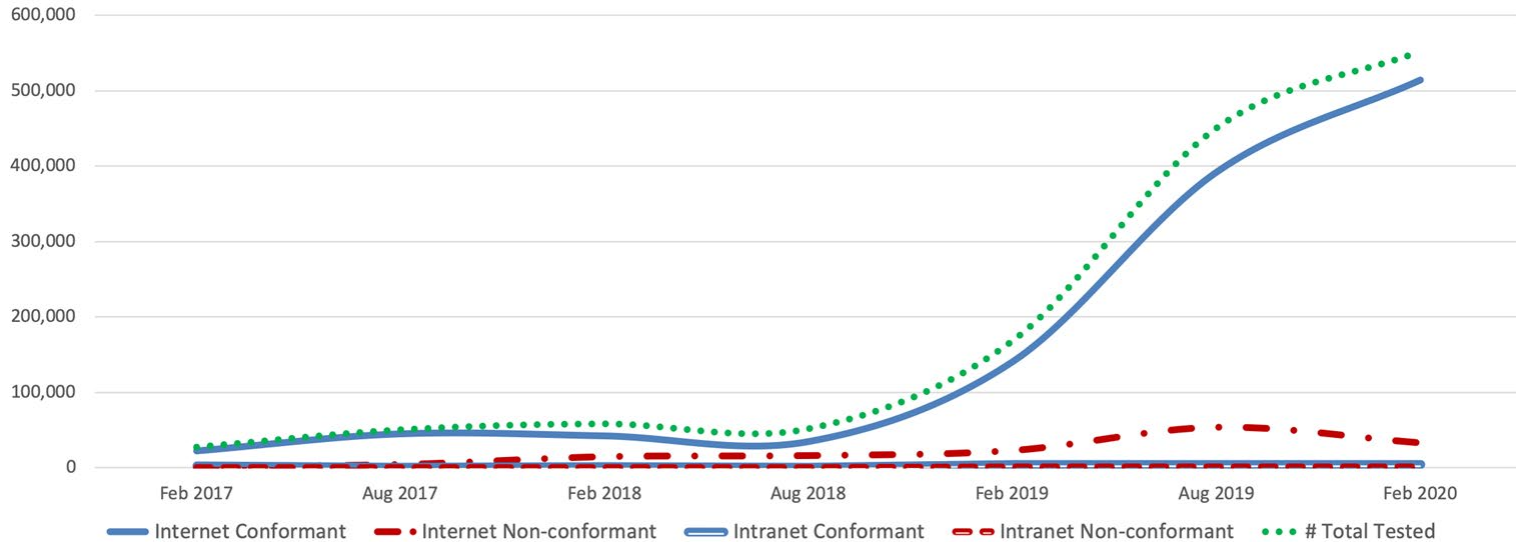
Conformance of Self-reported Internet and Intranet Webpages Tested over 7 Reporting Cycles
Department of Energy | Feb 2017 - Feb 2020



Webpage Conformance: Trend Line

Department of the Interior

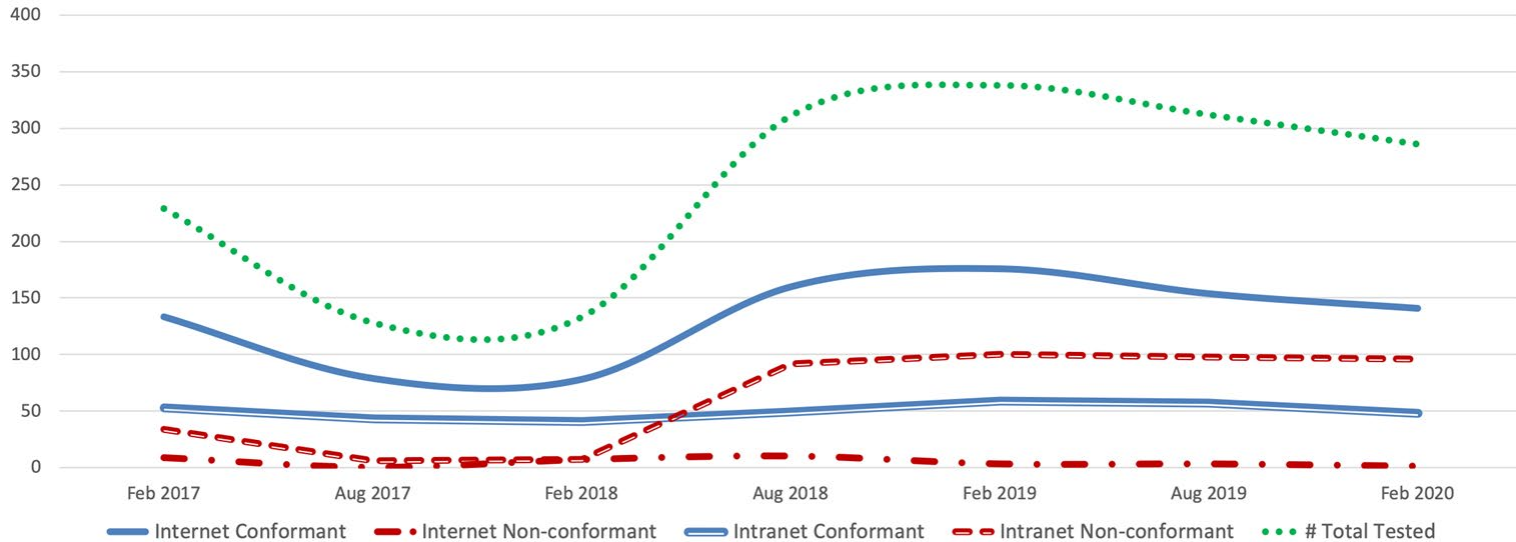
Conformance of Self-reported Internet and Intranet Webpages Tested over 7 Reporting Cycles
Department of the Interior | Feb 2017 - Feb 2020



Webpage Conformance: Trend Line

Department of Justice

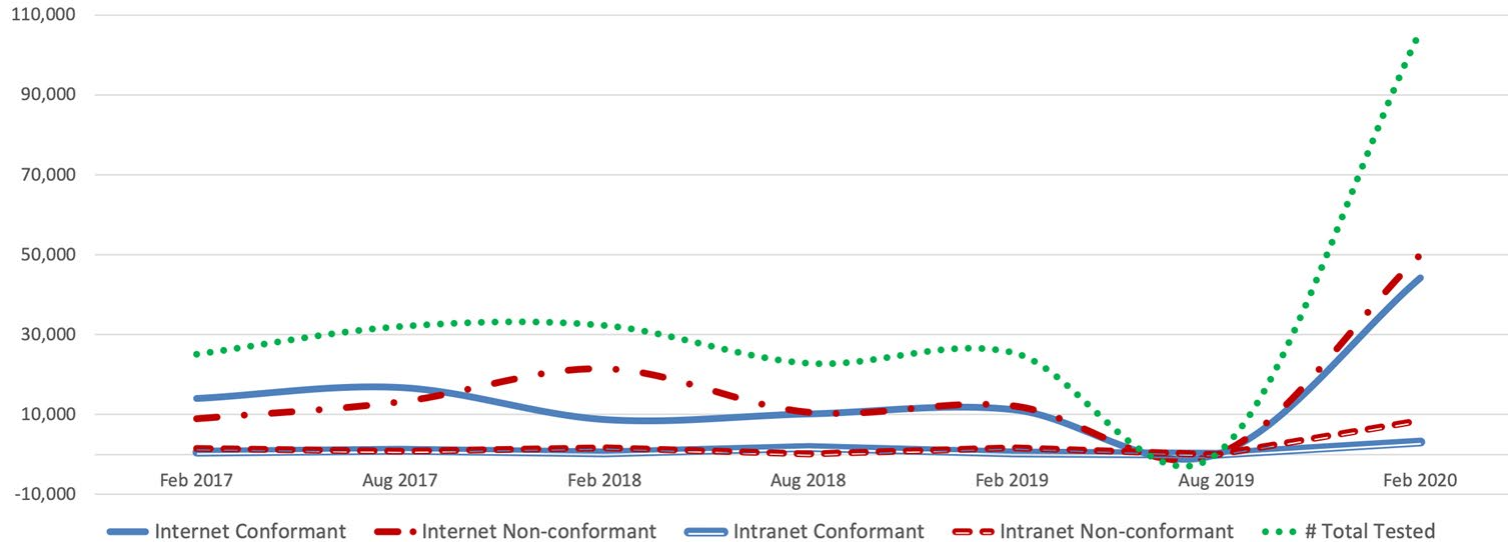
Conformance of Self-reported Internet and Intranet Webpages Tested over 7 Reporting Cycles
Department of Justice | Feb 2017 - Feb 2020



Webpage Conformance: Trend Line

Department of Labor

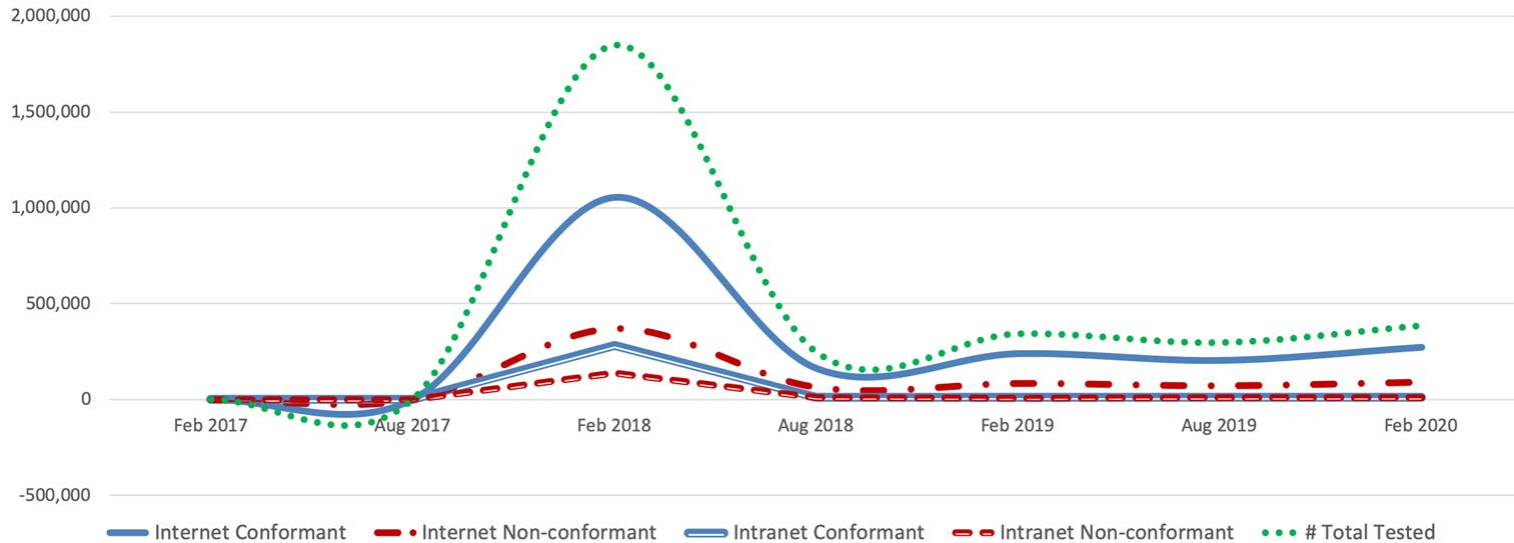
Conformance of Self-reported Internet and Intranet Webpages Tested over 7 Reporting Cycles
Department of Labor | Feb 2017 - Feb 2020



Webpage Conformance: Trend Line

Department of Transportation

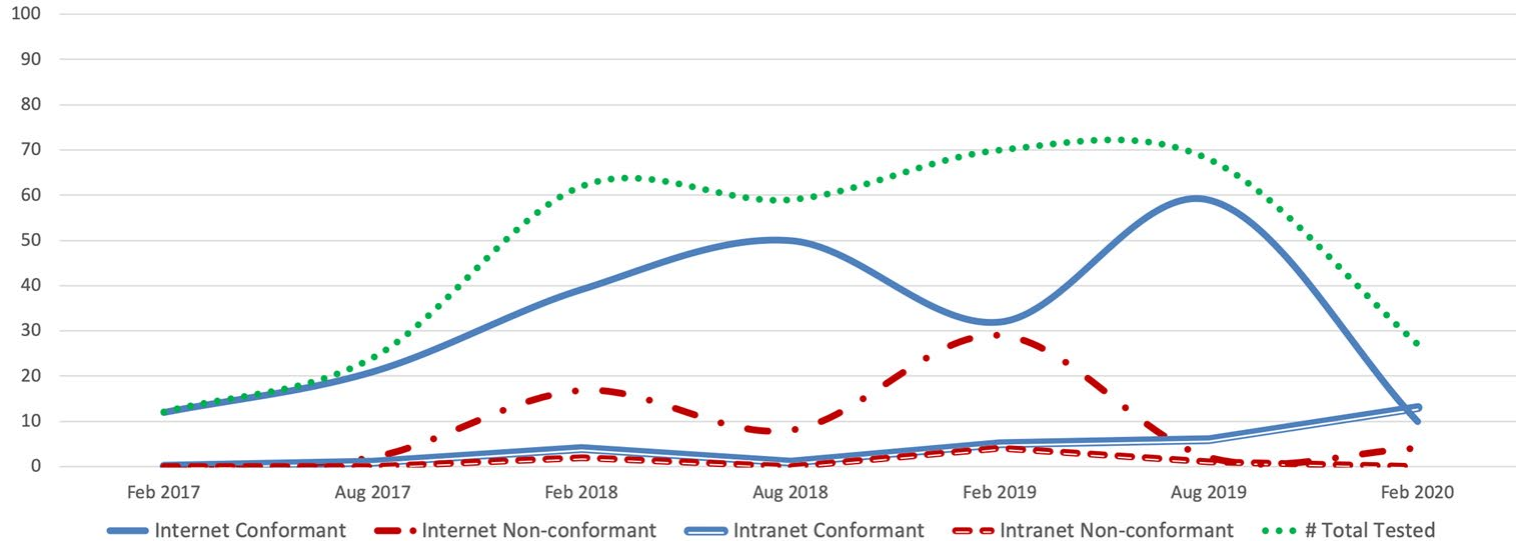
Conformance of Self-reported Internet and Intranet Webpages Tested over 7 Reporting Cycles
Department of Transportation | Feb 2017 - Feb 2020



Webpage Conformance: Trend Line

Department of Education

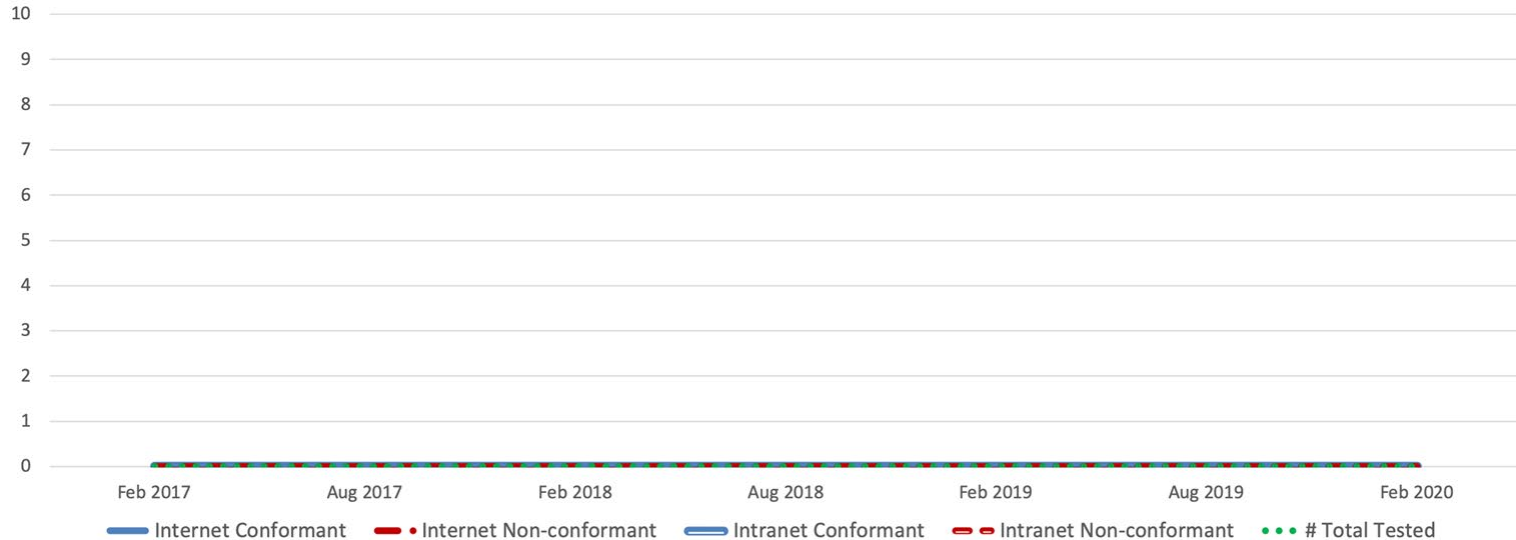
Conformance of Self-reported Internet and Intranet Webpages Tested over 7 Reporting Cycles
Department of Education | Feb 2017 - Feb 2020



Webpage Conformance: Trend Line

Environmental Protection Agency

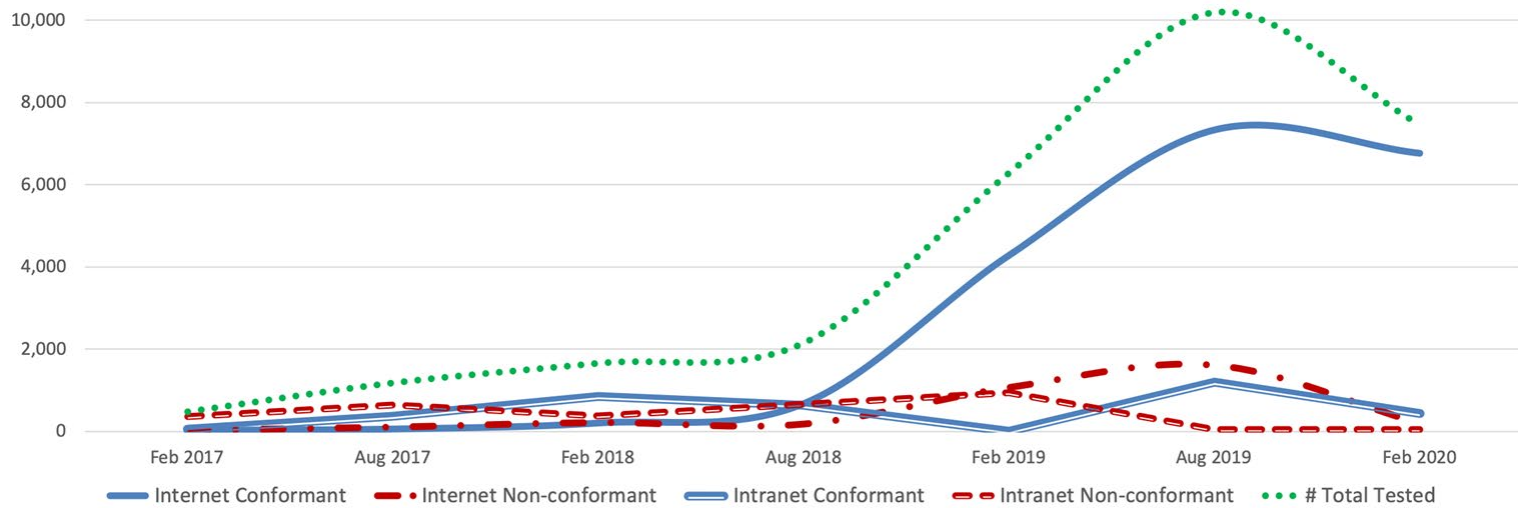
Conformance of Self-reported Internet and Intranet Webpages Tested over 7 Reporting Cycles
Environmental Protection Agency | Feb 2017 - Feb 2020



Webpage Conformance: Trend Line

General Services Administration

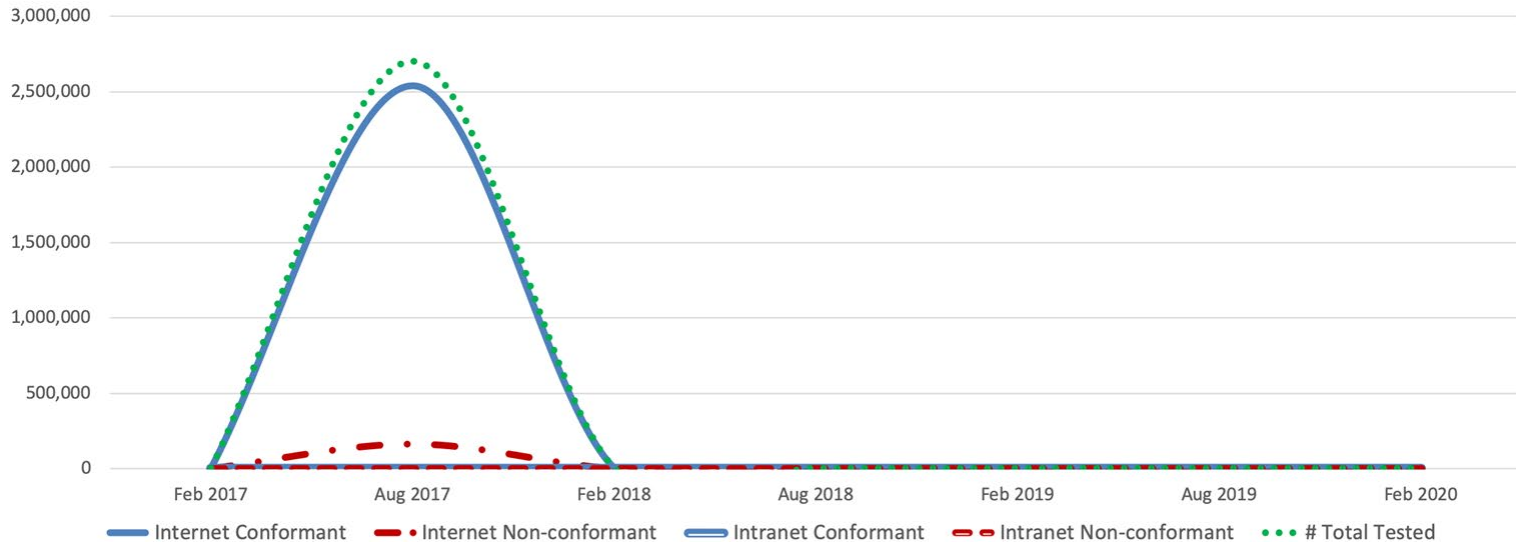
Conformance of Self-reported Internet and Intranet Webpages Tested over 7 Reporting Cycles
 General Services Administration | Feb 2017 - Feb 2020



Webpage Conformance: Trend Line

Department of Health and Human Services

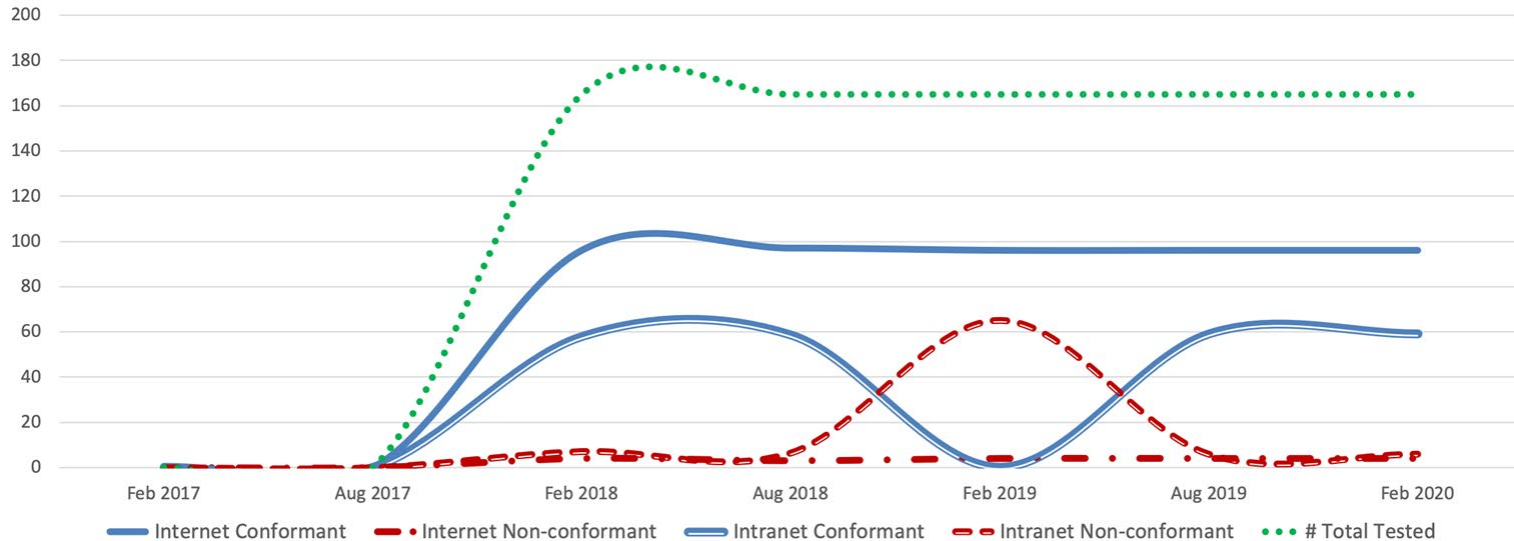
Conformance of Self-reported Internet and Intranet Webpages Tested over 7 Reporting Cycles
Department of Health and Human Services | Feb 2017 - Feb 2020



Webpage Conformance: Trend Line

Department of Housing and Urban Development

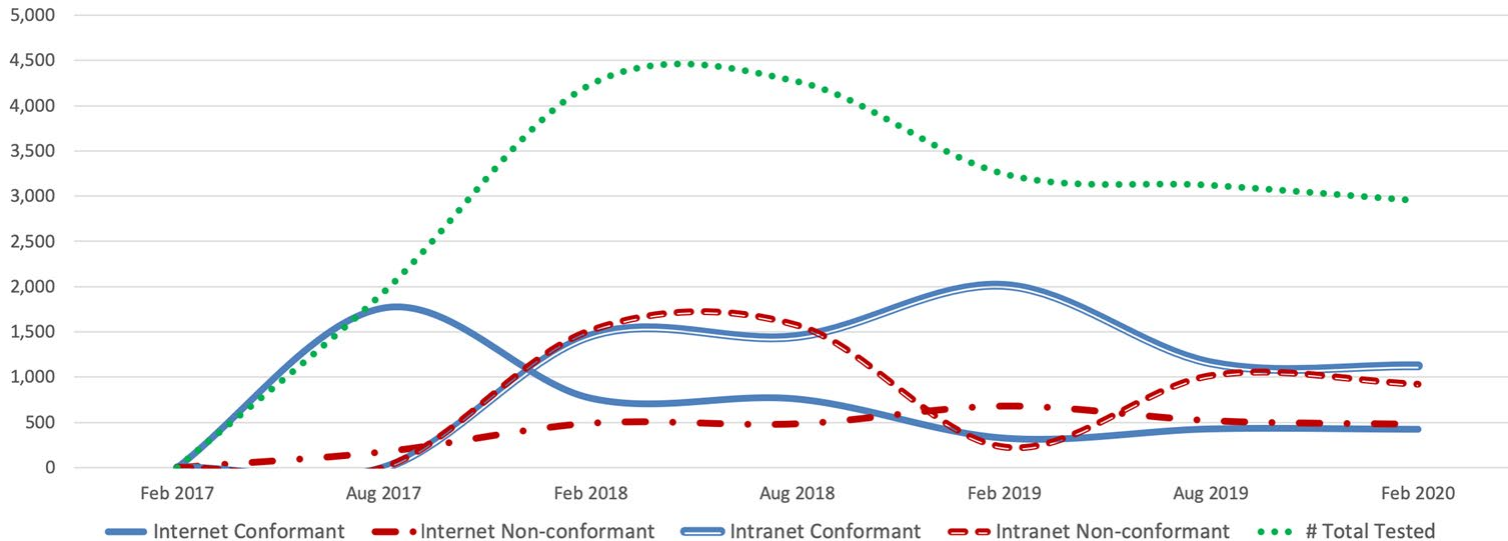
Conformance of Self-reported Internet and Intranet Webpages Tested over 7 Reporting Cycles
Department of Housing and Urban Development | Feb 2017 - Feb 2020



Webpage Conformance: Trend Line

National Aeronautics and Space Administration

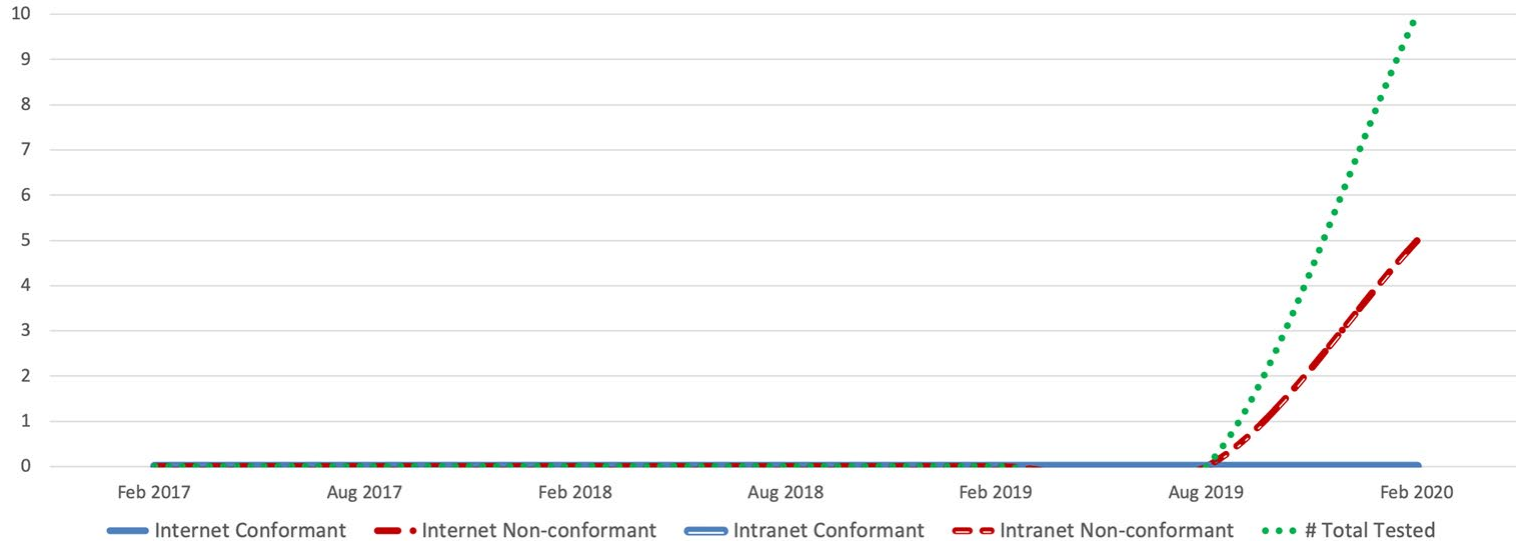
Conformance of Self-reported Internet and Intranet Webpages Tested over 7 Reporting Cycles
National Aeronautics and Space Administration | Feb 2017 - Feb 2020



Webpage Conformance: Trend Line

Nuclear Regulatory Commission

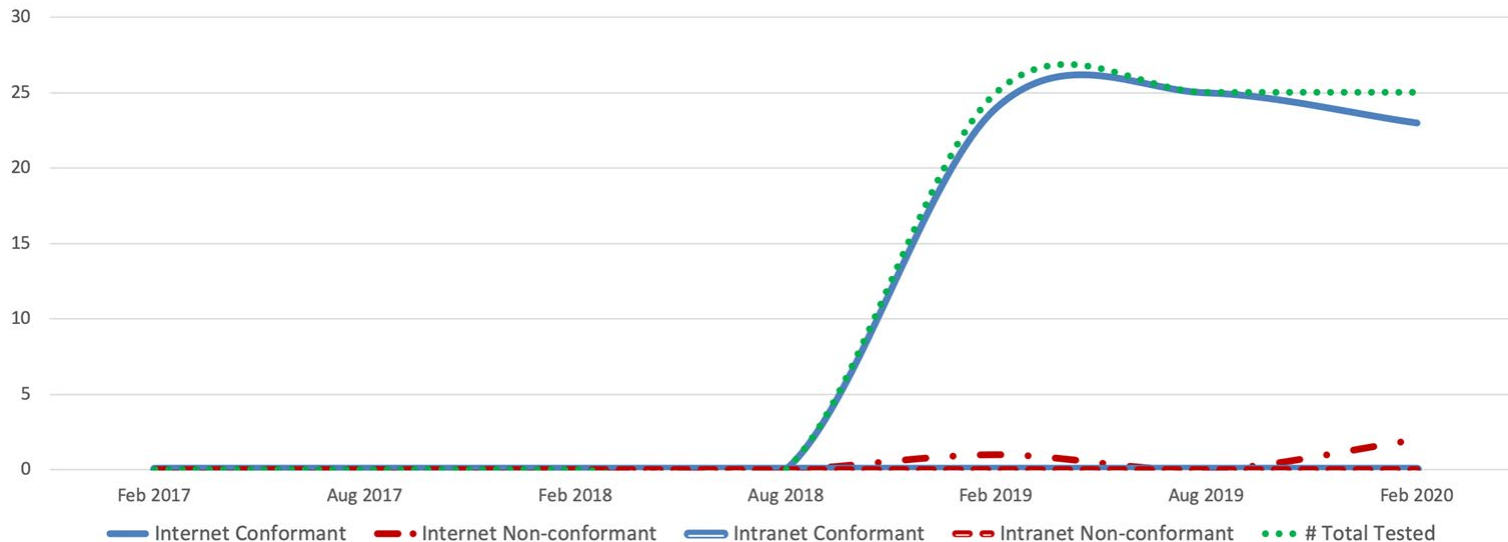
Conformance of Self-reported Internet and Intranet Webpages Tested over 7 Reporting Cycles
Nuclear Regulatory Commission | Feb 2017 - Feb 2020



Webpage Conformance: Trend Line

National Science Foundation

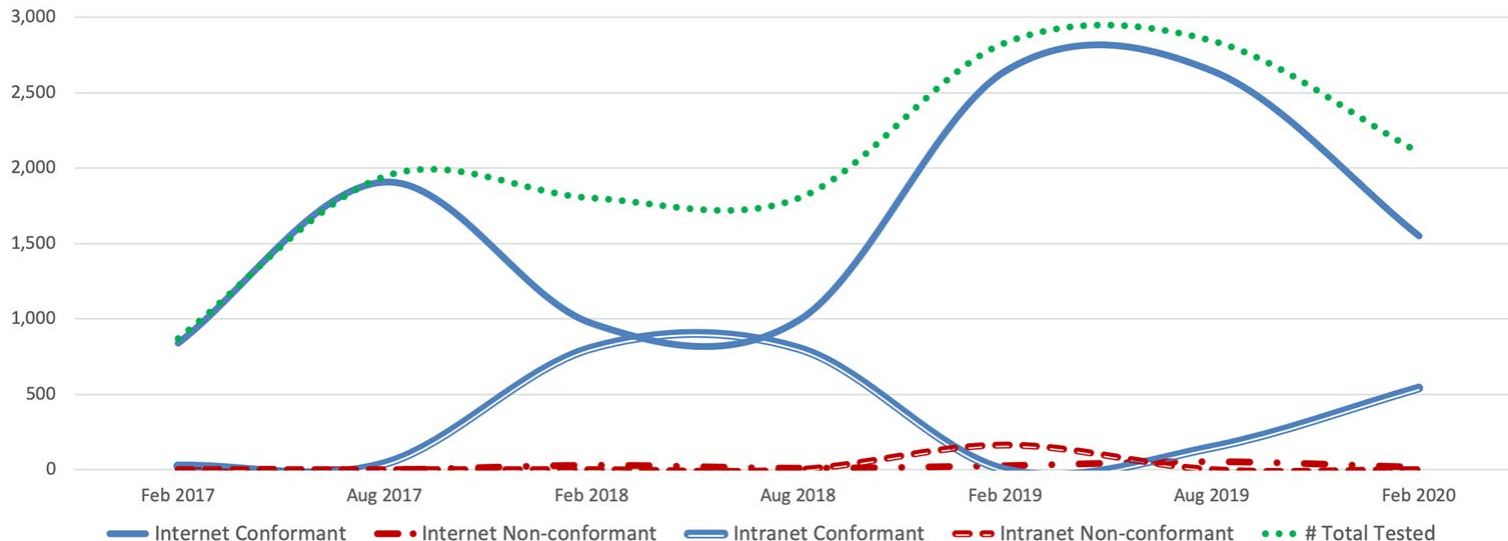
Conformance of Self-reported Internet and Intranet Webpages Tested over 7 Reporting Cycles
National Science Foundation | Feb 2017 - Feb 2020



Webpage Conformance: Trend Line

Office of Personnel Management

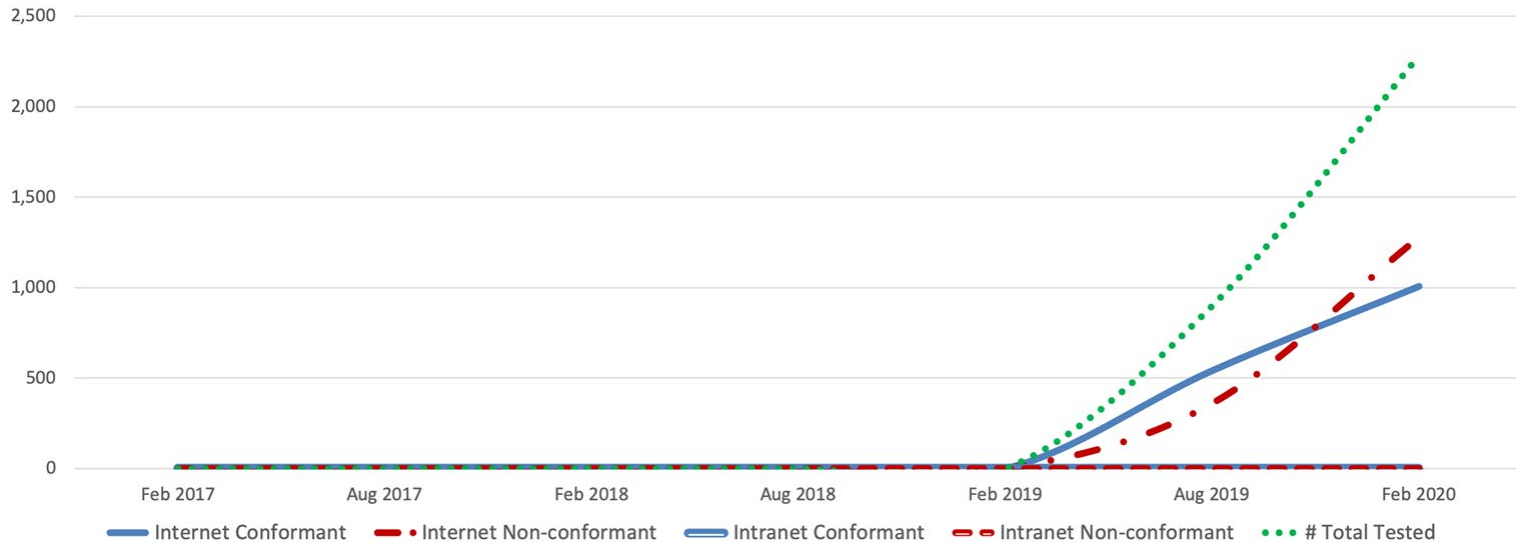
Conformance of Self-reported Internet and Intranet Webpages Tested over 7 Reporting Cycles
Office of Personnel Management | Feb 2017 - Feb 2020



Webpage Conformance: Trend Line

Small Business Administration

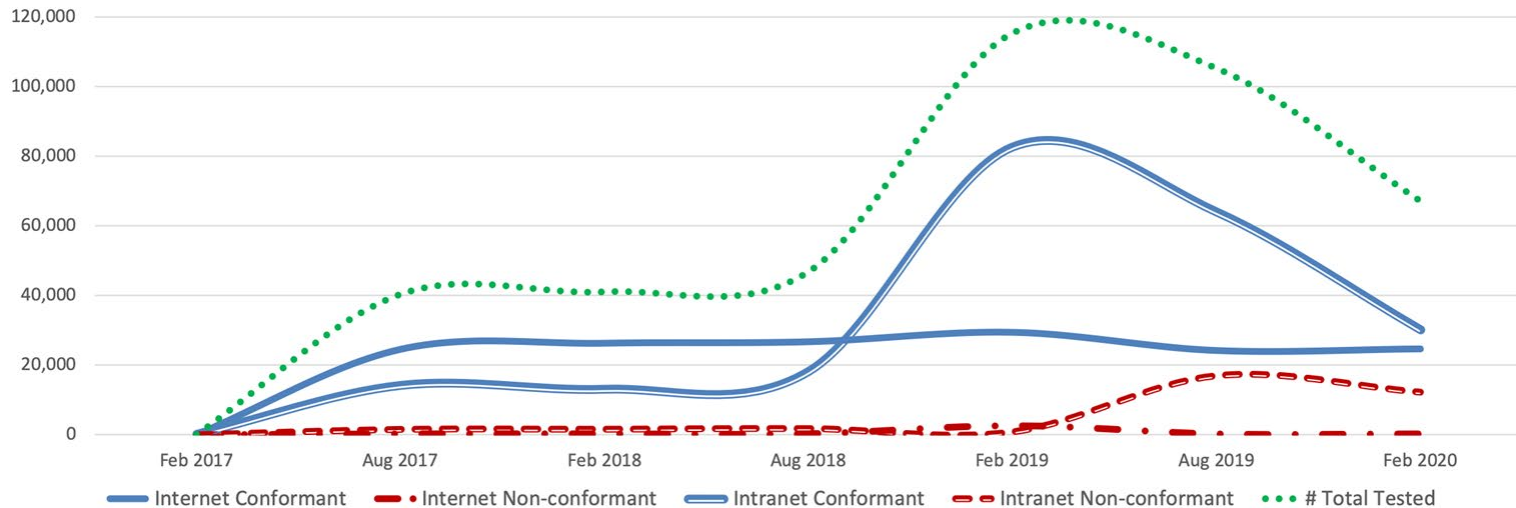
Conformance of Self-reported Internet and Intranet Webpages Tested over 7 Reporting Cycles
Small Business Administration | Feb 2017 - Feb 2020



Webpage Conformance: Trend Line

Social Security Administration

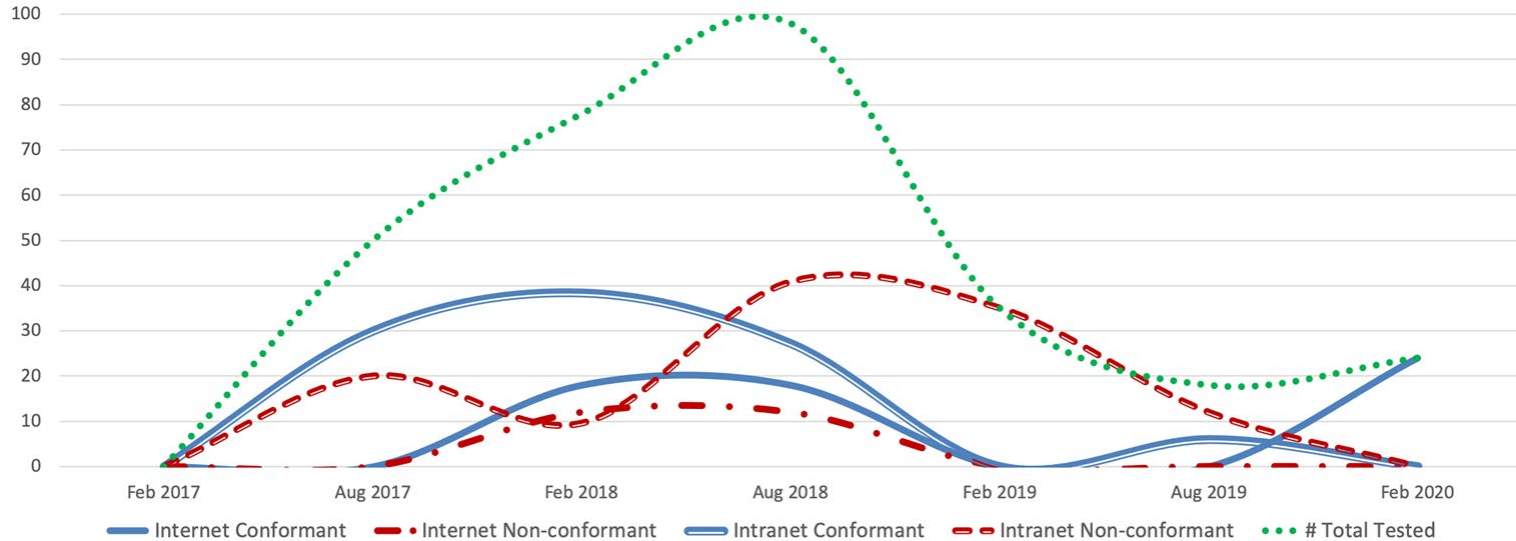
Conformance of Self-reported Internet and Intranet Webpages Tested over 7 Reporting Cycles
Social Security Administration | Feb 2017 - Feb 2020



Webpage Conformance: Trend Line

Department of State

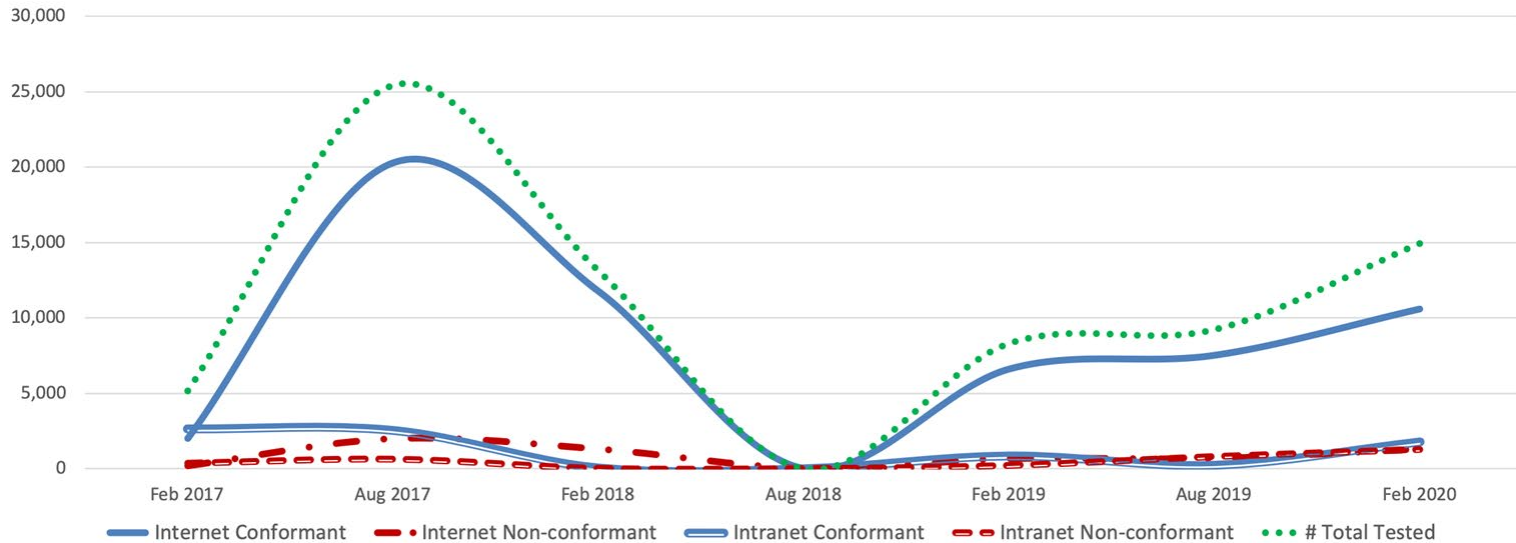
Conformance of Self-reported Internet and Intranet Webpages Tested over 7 Reporting Cycles
Department of State | Feb 2017 - Feb 2020



Webpage Conformance: Trend Line

Department of the Treasury

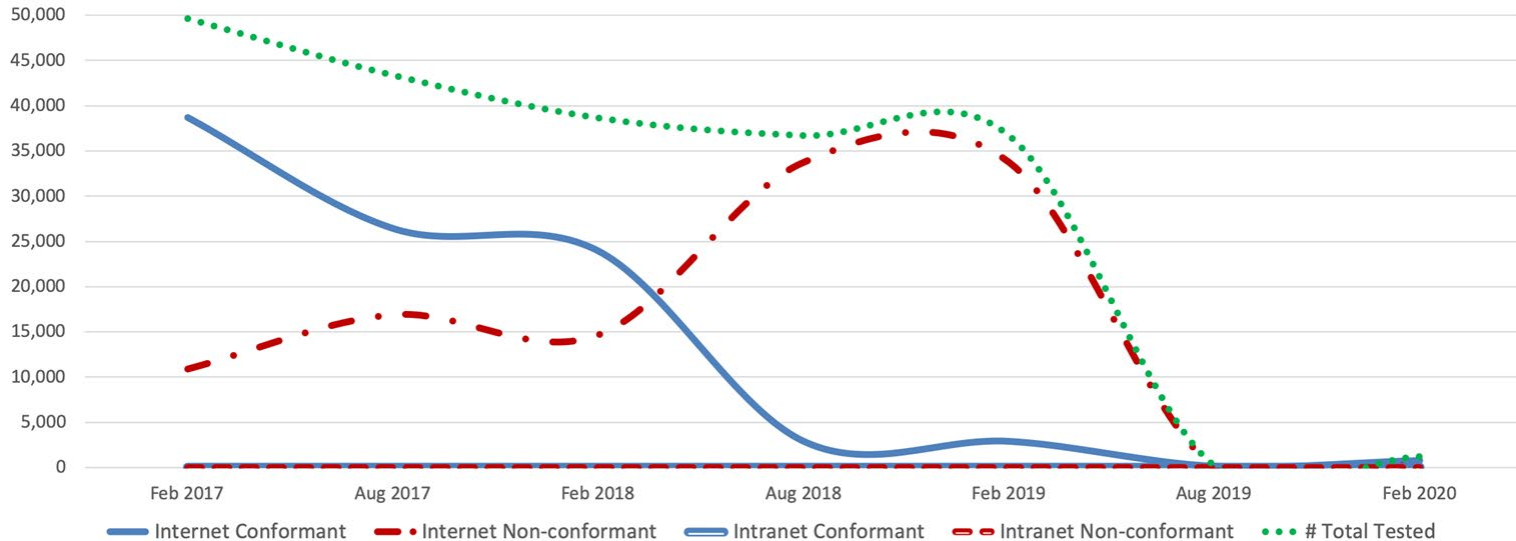
Conformance of Self-reported Internet and Intranet Webpages Tested over 7 Reporting Cycles
Department of the Treasury | Feb 2017 - Feb 2020



Webpage Conformance: Trend Line

United States Agency for International Development

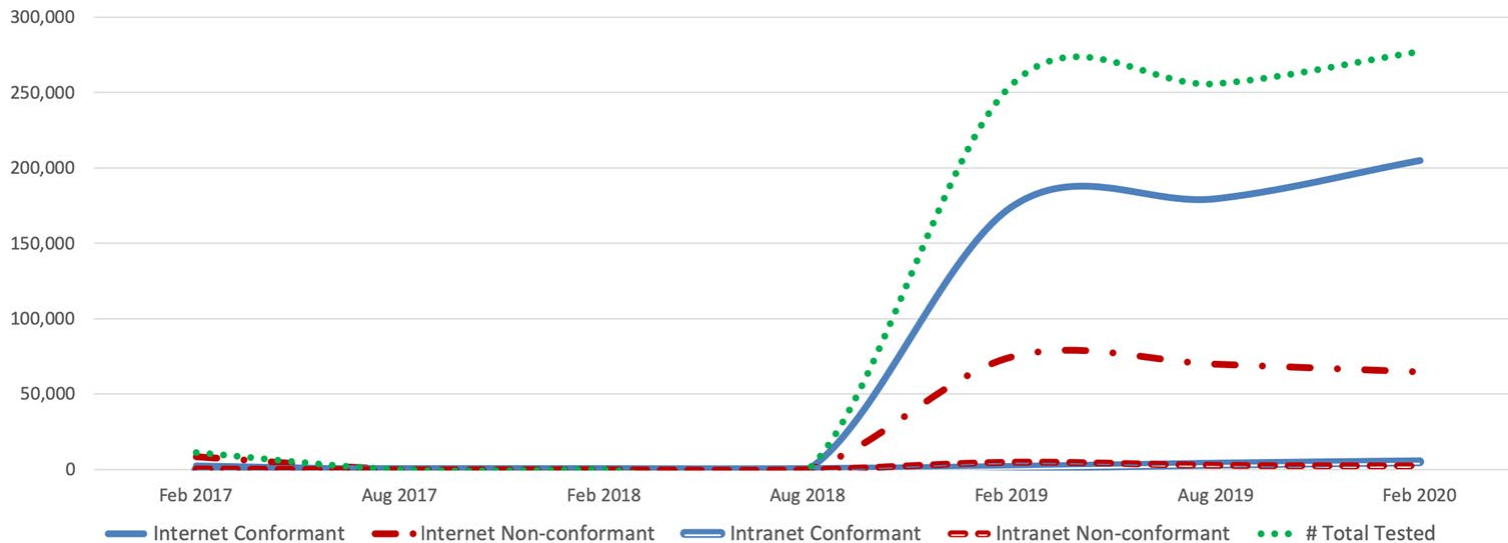
Conformance of Self-reported Internet and Intranet Webpages Tested over 7 Reporting Cycles
Agency for International Development | Feb 2017 - Feb 2020



Webpage Conformance: Trend Line

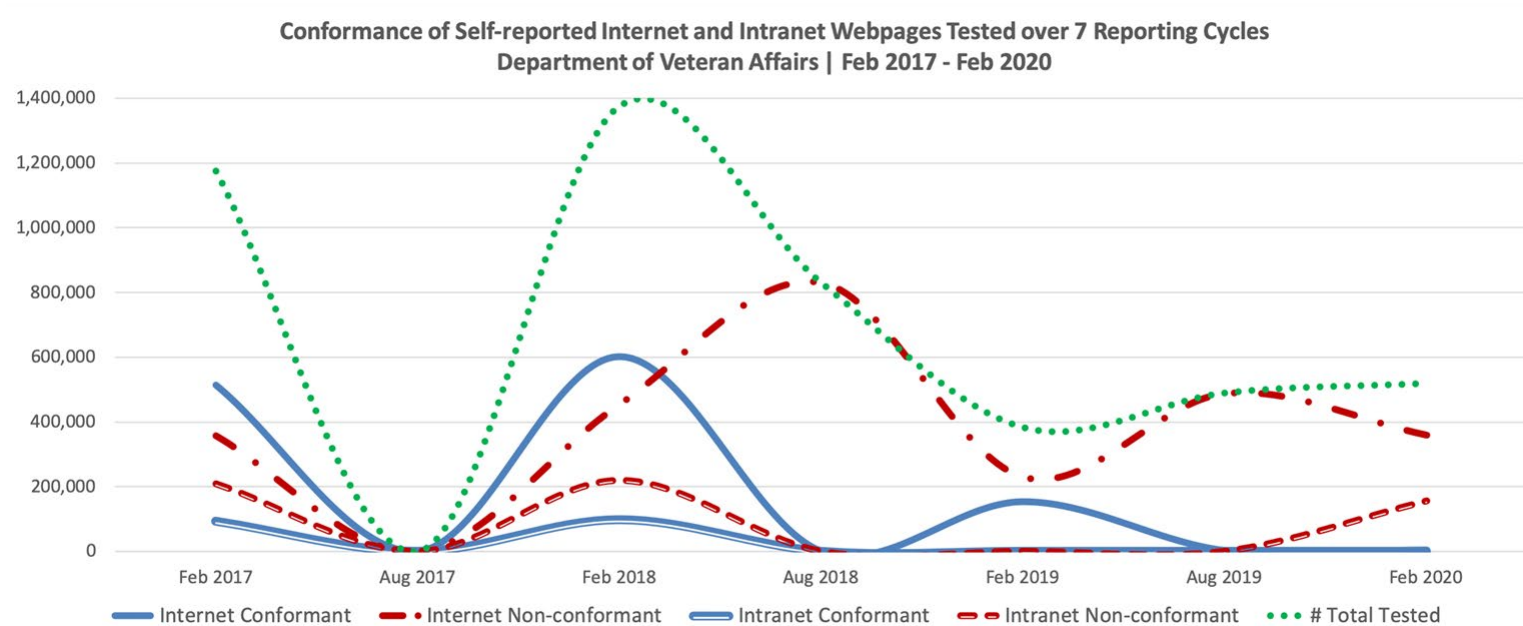
Department of Agriculture

Conformance of Self-reported Internet and Intranet Webpages Tested over 7 Reporting Cycles
 Department of Agriculture | Feb 2017 - Feb 2020



Webpage Conformance: Trend Line

Department of Veterans Affairs



Appendix A: Conformance of Self-reported Internet and Intranet Webpages Tested over 7 Reporting Cycles for DHS (Feb 2020)

Test Category	Feb 2017	Aug 2017	Feb 2018	Aug 2018	Feb 2019	Aug 2019	Feb 2020
Internet Tested	734,265	751,074	639,259	0	68,220	103,235	97,322
Internet Conformant	565,384	548,284	421,911	0	43,661	65,368	64,233
Internet Non-conformant	168,881	202,790	217,348	0	24,559	37,867	33,089
Intranet Tested	303,178	352,028	353,610	0	0	0	0
Intranet Conformant	33,350	38,723	31,825	0	0	0	0
Intranet Non-conformant	269,828	313,305	321,785	0	0	0	0
# Total Tested	1,037,443	1,103,102	992,869	0	68,220	103,235	97,322
# Total C	598,734	587,007	453,736	0	43,661	65,368	64,233
# Total NC	438,709	516,095	539,133	0	24,559	37,867	33,089
% Total C	58%	53%	46%	N/A	64%	63%	66%
% Total NC	42%	47%	54%	N/A	36%	37%	34%

Appendix B: Conformance of Self-reported Internet and Intranet Webpages Tested over 7 Reporting Cycles for DOC (Feb 2020)

Test Category	Feb 2017	Aug 2017	Feb 2018	Aug 2018	Feb 2019	Aug 2019	Feb 2020
Internet Tested	50	50	5,306	100	100	20	20
Internet Conformant	50	50	4,510	60	98	17	18
Internet Non-conformant	0	0	796	40	2	3	2
Intranet Tested	30	30	376	100	25	50	40
Intranet Conformant	30	30	335	85	25	38	34
Intranet Non-conformant	0	0	41	15	0	12	6
# Total Tested	80	80	5,682	200	125	70	60
# Total C	80	80	4,845	145	123	55	52
# Total NC	0	0	837	55	2	15	8
% Total C	100%	100%	85%	73%	98%	79%	87%
% Total NC	0%	0%	15%	28%	2%	21%	13%

Appendix C: Conformance of Self-reported Internet and Intranet Webpages Tested over 7 Reporting Cycles for DOD (Feb 2020)

Test Category	Feb 2017	Aug 2017	Feb 2018	Aug 2018	Feb 2019	Aug 2019	Feb 2020
Internet Tested	1,184	1,093	1,315	6,109	5,734	14,409	28,544
Internet Conformant	1,148	973	592	4,398	2,466	5,620	7,992
Internet Non-conformant	36	120	723	1,711	3,268	8,789	20,552
Intranet Tested	569	378	368	459	967	1,274	836
Intranet Conformant	467	310	302	386	484	790	59
Intranet Non-conformant	102	68	66	73	483	484	777
# Total Tested	1,753	1,471	1,683	6,568	6,701	15,683	29,380
# Total C	1,615	1,283	894	4,784	2,950	6,410	8,051
# Total NC	138	188	789	1,784	3,751	9,273	21,329
% Total C	92%	87%	53%	73%	44%	41%	27%
% Total NC	8%	13%	47%	27%	56%	59%	73%

Appendix D: Conformance of Self-reported Internet and Intranet Webpages Tested over 7 Reporting Cycles for DOE (Feb 2020)

Test Category	Feb 2017	Aug 2017	Feb 2018	Aug 2018	Feb 2019	Aug 2019	Feb 2020
Internet Tested	12,736	22,783	3,008,057	3,067,487	3,067,487	58,321	59,594
Internet Conformant	10,571	22,100	2,767,412	3,036,812	3,036,812	42,574	45,291
Internet Non-conformant	2,165	683	240,645	30,675	30,675	15,747	14,303
Intranet Tested	1,816	4,544	2,279	5,088	5,088	11,965	6,370
Intranet Conformant	1,762	4,408	2,097	4,732	4,732	11,247	5,351
Intranet Non-conformant	54	136	182	356	356	718	1,019
# Total Tested	14,552	27,327	3,010,336	3,072,575	3,072,575	70,286	65,964
# Total C	12,332	26,508	2,769,509	3,041,544	3,041,544	53,821	50,642
# Total NC	2,220	819	240,827	31,031	31,031	16,465	15,322
% Total C	85%	97%	92%	99%	99%	77%	77%
% Total NC	15%	3%	8%	1%	1%	23%	23%

Appendix E: Conformance of Self-reported Internet and Intranet Webpages Tested over 7 Reporting Cycles for DOI (Feb 2020)

Test Category	Feb 2017	Aug 2017	Feb 2018	Aug 2018	Feb 2019	Aug 2019	Feb 2020
Internet Tested	24,147	49,011	56,631	50,498	163,043	445,221	547,048
Internet Conformant	21,974	44,600	41,907	34,339	140,217	391,794	514,225
Internet Non-conformant	2,173	4,411	14,724	16,159	22,826	53,427	32,823
Intranet Tested	2,784	957	1,193	793	4,744	4,861	4,873
Intranet Conformant	2,617	833	954	563	3,985	4,132	4,240
Intranet Non-conformant	167	124	239	230	759	729	633
# Total Tested	26,931	49,968	57,824	51,291	167,787	450,082	551,921
# Total C	24,591	45,433	42,861	34,902	144,202	395,926	518,465
# Total NC	2,340	4,535	14,963	16,389	23,585	54,156	33,456
% Total C	91%	91%	74%	68%	86%	88%	94%
% Total NC	9%	9%	26%	32%	14%	12%	6%

Appendix F: Conformance of Self-reported Internet and Intranet Webpages Tested over 7 Reporting Cycles for DOJ (Feb 2020)

Test Category	Feb 2017	Aug 2017	Feb 2018	Aug 2018	Feb 2019	Aug 2019	Feb 2020
Internet Tested	142	79	85	170	179	157	142
Internet Conformant	133	79	78	160	176	154	141
Internet Non-conformant	9	0	7	10	3	3	1
Intranet Tested	87	49	48	141	159	155	144
Intranet Conformant	53	43	41	49	59	57	48
Intranet Non-conformant	34	6	7	92	100	98	96
# Total Tested	229	128	133	311	338	312	286
# Total C	187	122	119	209	235	211	189
# Total NC	42	6	14	102	103	101	97
% Total C	81%	95%	89%	67%	70%	68%	66%
% Total NC	19%	5%	11%	33%	30%	32%	34%

Appendix G: Conformance of Self-reported Internet and Intranet Webpages Tested over 7 Reporting Cycles for DOL (Feb 2020)

Test Category	Feb 2017	Aug 2017	Feb 2018	Aug 2018	Feb 2019	Aug 2019	Feb 2020
Internet Tested	23,046	30,000	30,250	20,769	23,500	0	94,290
Internet Conformant	14,058	16,800	8,773	10,177	11,280	0	44,316
Internet Non-conformant	8,988	13,200	21,478	10,592	12,220	0	49,974
Intranet Tested	2,000	2,000	2,000	2,000	2,000	0	11,733
Intranet Conformant	500	1,140	360	1,820	380	0	3,168
Intranet Non-conformant	1,500	860	1,640	180	1,620	0	8,565
# Total Tested	25,046	32,000	32,250	22,769	25,500	0	106,023
# Total C	14,558	17,940	9,133	11,997	11,660	0	47,484
# Total NC	10,488	14,060	23,118	10,772	13,840	0	58,539
% Total C	58%	56%	28%	53%	46%	N/A	45%
% Total NC	42%	44%	72%	47%	54%	N/A	55%

Appendix H: Conformance of Self-reported Internet and Intranet Webpages Tested over 7 Reporting Cycles for DOT (Feb 2020)

Test Category	Feb 2017	Aug 2017	Feb 2018	Aug 2018	Feb 2019	Aug 2019	Feb 2020
Internet Tested	0	0	1,424,256	225,346	322,545	275,000	362,600
Internet Conformant	0	0	1,053,949	162,249	238,683	203,500	271,950
Internet Non-conformant	0	0	370,307	63,097	83,862	71,500	90,650
Intranet Tested	0	0	423,342	20,784	19,347	21,000	22,000
Intranet Conformant	0	0	283,639	11,016	11,221	11,340	12,760
Intranet Non-conformant	0	0	139,703	9,768	8,126	9,660	9,240
# Total Tested	0	0	1,847,598	246,130	341,892	296,000	384,600
# Total C	0	0	1,337,589	173,265	249,904	214,840	284,710
# Total NC	0	0	510,009	72,865	91,988	81,160	99,890
% Total C	N/A	N/A	72%	70%	73%	73%	74%
% Total NC	N/A	N/A	28%	30%	27%	27%	26%

Appendix I: Conformance of Self-reported Internet and Intranet Webpages Tested over 7 Reporting Cycles for ED (Feb 2020)

Test Category	Feb 2017	Aug 2017	Feb 2018	Aug 2018	Feb 2019	Aug 2019	Feb 2020
Internet Tested	12	23	56	58	61	61	14
Internet Conformant	12	21	39	50	32	59	10
Internet Non-conformant	0	2	17	8	29	2	4
Intranet Tested	0	1	6	1	9	7	13
Intranet Conformant	0	1	4	1	5	6	13
Intranet Non-conformant	0	0	2	0	4	1	0
# Total Tested	12	24	62	59	70	68	27
# Total C	12	22	43	51	37	65	23
# Total NC	0	2	19	8	33	3	4
% Total C	100%	92%	70%	86%	53%	96%	85%
% Total NC	0%	8%	30%	14%	47%	4%	15%

Appendix J: Conformance of Self-reported Internet and Intranet Webpages Tested over 7 Reporting Cycles for EPA (Feb 2020)

Test Category	Feb 2017	Aug 2017	Feb 2018	Aug 2018	Feb 2019	Aug 2019	Feb 2020
Internet Tested	0	0	0	0	0	0	0
Internet Conformant	0	0	0	0	0	0	0
Internet Non-conformant	0	0	0	0	0	0	0
Intranet Tested	0	0	0	0	0	0	0
Intranet Conformant	0	0	0	0	0	0	0
Intranet Non-conformant	0	0	0	0	0	0	0
# Total Tested	0	0	0	0	0	0	0
# Total C	0	0	0	0	0	0	0
# Total NC	0	0	0	0	0	0	0
% Total C	N/A	N/A	N/A	N/A	N/A	N/A	N/A
% Total NC	N/A	N/A	N/A	N/A	N/A	N/A	N/A

Appendix K: Conformance of Self-reported Internet and Intranet Webpages Tested over 7 Reporting Cycles for GSA (Feb 2020)

Test Category	Feb 2017	Aug 2017	Feb 2018	Aug 2018	Feb 2019	Aug 2019	Feb 2020
Internet Tested	66	171	427	861	5,348	8,937	6,970
Internet Conformant	25	55	201	672	4,278	7,328	6,761
Internet Non-conformant	41	116	226	189	1,070	1,609	209
Intranet Tested	421	1,018	1,240	1,298	944	1,260	502
Intranet Conformant	55	377	856	636	0	1,210	447
Intranet Non-conformant	366	641	384	662	944	50	55
# Total Tested	487	1,189	1,667	2,159	6,292	10,197	7,472
# Total C	80	432	1,056	1,308	4,278	8,538	7,208
# Total NC	407	757	611	851	2,014	1,659	264
% Total C	16%	36%	63%	61%	68%	84%	96%
% Total NC	84%	64%	37%	39%	32%	16%	4%

Appendix L: Conformance of Self-reported Internet and Intranet Webpages Tested over 7 Reporting Cycles for HHS (Feb 2020)

Test Category	Feb 2017	Aug 2017	Feb 2018	Aug 2018	Feb 2019	Aug 2019	Feb 2020
Internet Tested	0	2,700,000	0	0	0	0	0
Internet Conformant	0	2,538,000	0	0	0	0	0
Internet Non-conformant	0	162,000	0	0	0	0	0
Intranet Tested	0	0	0	0	0	0	0
Intranet Conformant	0	0	0	0	0	0	0
Intranet Non-conformant	0	0	0	0	0	0	0
# Total Tested	0	2,700,000	0	0	0	0	0
# Total C	0	2,538,000	0	0	0	0	0
# Total NC	0	162,000	0	0	0	0	0
% Total C	N/A	94%	N/A	N/A	N/A	N/A	N/A
% Total NC	N/A	6%	N/A	N/A	N/A	N/A	N/A

Appendix M: Conformance of Self-reported Internet and Intranet Webpages Tested over 7 Reporting Cycles for HUD (Feb 2020)

Test Category	Feb 2017	Aug 2017	Feb 2018	Aug 2018	Feb 2019	Aug 2019	Feb 2020
Internet Tested	0	0	100	100	100	100	100
Internet Conformant	0	0	96	97	96	96	96
Internet Non-conformant	0	0	4	3	4	4	4
Intranet Tested	0	0	65	65	65	65	65
Intranet Conformant	0	0	58	59	0	59	59
Intranet Non-conformant	0	0	7	7	65	6	6
# Total Tested	0	0	165	165	165	165	165
# Total C	0	0	154	156	96	155	155
# Total NC	0	0	11	10	69	10	10
% Total C	N/A	N/A	93%	94%	58%	94%	94%
% Total NC	N/A	N/A	7%	6%	42%	6%	6%

Appendix N: Conformance of Self-reported Internet and Intranet Webpages Tested over 7 Reporting Cycles for NASA (Feb 2020)

Test Category	Feb 2017	Aug 2017	Feb 2018	Aug 2018	Feb 2019	Aug 2019	Feb 2020
Internet Tested	0	1,940	1,258	1,242	1,006	946	903
Internet Conformant	0	1,765	767	758	326	428	424
Internet Non-conformant	0	175	491	484	680	518	479
Intranet Tested	0	0	2,974	3,021	2,236	2,172	2,045
Intranet Conformant	0	0	1,457	1,450	2,012	1,156	1,125
Intranet Non-conformant	0	0	1,517	1,571	224	1,016	920
# Total Tested	0	1,940	4,232	4,263	3,242	3,118	2,948
# Total C	0	1,765	2,225	2,208	2,338	1,584	1,549
# Total NC	0	175	2,007	2,055	904	1,534	1,399
% Total C	N/A	91%	53%	52%	72%	51%	53%
% Total NC	N/A	9%	47%	48%	28%	49%	47%

Appendix O: Conformance of Self-reported Internet and Intranet Webpages Tested over 7 Reporting Cycles for NRC (Feb 2020)

Test Category	Feb 2017	Aug 2017	Feb 2018	Aug 2018	Feb 2019	Aug 2019	Feb 2020
Internet Tested	0	0	0	0	0	0	5
Internet Conformant	0	0	0	0	0	0	0
Internet Non-conformant	0	0	0	0	0	0	5
Intranet Tested	0	0	0	0	0	0	5
Intranet Conformant	0	0	0	0	0	0	0
Intranet Non-conformant	0	0	0	0	0	0	5
# Total Tested	0	0	0	0	0	0	10
# Total C	0	0	0	0	0	0	0
# Total NC	0	0	0	0	0	0	10
% Total C	N/A	N/A	N/A	N/A	N/A	N/A	0%
% Total NC	N/A	N/A	N/A	N/A	N/A	N/A	100%

Appendix P: Conformance of Self-reported Internet and Intranet Webpages Tested over 7 Reporting Cycles for NSF (Feb 2020)

Test Category	Feb 2017	Aug 2017	Feb 2018	Aug 2018	Feb 2019	Aug 2019	Feb 2020
Internet Tested	0	0	0	0	25	25	25
Internet Conformant	0	0	0	0	24	25	23
Internet Non-conformant	0	0	0	0	1	0	2
Intranet Tested	0	0	0	0	0	0	0
Intranet Conformant	0	0	0	0	0	0	0
Intranet Non-conformant	0	0	0	0	0	0	0
# Total Tested	0	0	0	0	25	25	25
# Total C	0	0	0	0	24	25	23
# Total NC	0	0	0	0	1	0	2
% Total C	N/A	N/A	N/A	N/A	96%	100%	92%
% Total NC	N/A	N/A	N/A	N/A	4%	0%	8%

Appendix Q: Conformance of Self-reported Internet and Intranet Webpages Tested over 7 Reporting Cycles for OPM (Feb 2020)

Test Category	Feb 2017	Aug 2017	Feb 2018	Aug 2018	Feb 2019	Aug 2019	Feb 2020
Internet Tested	846	1,905	998	998	2,668	2,696	1,564
Internet Conformant	838	1,905	968	988	2,641	2,642	1,548
Internet Non-conformant	8	0	30	10	27	54	16
Intranet Tested	25	41	804	803	163	148	540
Intranet Conformant	25	41	804	803	0	148	540
Intranet Non-conformant	0	0	0	0	163	0	0
# Total Tested	871	1,946	1,802	1,801	2,831	2,844	2,104
# Total C	863	1,946	1,772	1,791	2,641	2,790	2,088
# Total NC	8	0	30	10	190	54	16
% Total C	99%	100%	98%	99%	93%	98%	99%
% Total NC	1%	0%	2%	1%	7%	2%	1%

Appendix R: Conformance of Self-reported Internet and Intranet Webpages Tested over 7 Reporting Cycles for SBA (Feb 2020)

Test Category	Feb 2017	Aug 2017	Feb 2018	Aug 2018	Feb 2019	Aug 2019	Feb 2020
Internet Tested	0	0	0	0	0	900	2,283
Internet Conformant	0	0	0	0	0	540	1,005
Internet Non-conformant	0	0	0	0	0	360	1,278
Intranet Tested	0	0	0	0	0	0	0
Intranet Conformant	0	0	0	0	0	0	0
Intranet Non-conformant	0	0	0	0	0	0	0
# Total Tested	0	0	0	0	0	900	2,283
# Total C	0	0	0	0	0	540	1,005
# Total NC	0	0	0	0	0	360	1,278
% Total C	N/A	N/A	N/A	N/A	N/A	60%	44%
% Total NC	N/A	N/A	N/A	N/A	N/A	40%	56%

Appendix S: Conformance of Self-reported Internet and Intranet Webpages Tested over 7 Reporting Cycles for SSA (Feb 2020)

Test Category	Feb 2017	Aug 2017	Feb 2018	Aug 2018	Feb 2019	Aug 2019	Feb 2020
Internet Tested	0	24,727	26,489	26,917	31,905	24,379	24,843
Internet Conformant	0	24,480	26,224	26,648	29,353	24,135	24,595
Internet Non-conformant	0	247	265	269	2,552	244	248
Intranet Tested	0	15,633	14,558	19,907	83,549	80,972	42,323
Intranet Conformant	0	14,070	12,957	18,115	82,714	63,968	30,049
Intranet Non-conformant	0	1,563	1,601	1,792	835	17,004	12,274
# Total Tested	0	40,360	41,047	46,824	115,454	105,351	67,166
# Total C	0	38,550	39,181	44,763	112,067	88,103	54,644
# Total NC	0	1,810	1,866	2,061	3,387	17,248	12,522
% Total C	N/A	96%	95%	96%	97%	84%	81%
% Total NC	N/A	4%	5%	4%	3%	16%	19%

Appendix T: Conformance of Self-reported Internet and Intranet Webpages Tested over 7 Reporting Cycles for State (Feb 2020)

Test Category	Feb 2017	Aug 2017	Feb 2018	Aug 2018	Feb 2019	Aug 2019	Feb 2020
Internet Tested	0	0	30	30	0	0	24
Internet Conformant	0	0	18	18	0	0	24
Internet Non-conformant	0	0	12	12	0	0	0
Intranet Tested	0	50	48	68	35	18	0
Intranet Conformant	0	30	38	27	0	6	0
Intranet Non-conformant	0	20	10	41	35	12	0
# Total Tested	0	50	78	98	35	18	24
# Total C	0	30	56	45	0	6	24
# Total NC	0	20	22	53	35	12	0
% Total C	N/A	60%	72%	46%	0%	33%	100%
% Total NC	N/A	40%	28%	54%	100%	67%	0%

Appendix U: Conformance of Self-reported Internet and Intranet Webpages Tested over 7 Reporting Cycles for Treasury (Feb 2020)

Test Category	Feb 2017	Aug 2017	Feb 2018	Aug 2018	Feb 2019	Aug 2019	Feb 2020
Internet Tested	2,170	22,262	13,060	0	7,245	8,175	11,878
Internet Conformant	1,996	20,258	11,754	0	6,593	7,505	10,571
Internet Non-conformant	174	2,004	1,306	0	652	670	1,307
Intranet Tested	2,992	3,166	69	0	1,060	1,047	3,058
Intranet Conformant	2,633	2,533	57	0	848	237	1,774
Intranet Non-conformant	359	633	12	0	212	810	1,284
# Total Tested	5,162	25,428	13,129	0	8,305	9,222	14,936
# Total C	4,629	22,791	11,811	0	7,441	7,742	12,345
# Total NC	533	2,637	1,318	0	864	1,480	2,591
% Total C	90%	90%	90%	N/A	90%	84%	83%
% Total NC	10%	10%	10%	N/A	10%	16%	17%

Appendix V: Conformance of Self-reported Internet and Intranet Webpages Tested over 7 Reporting Cycles for USAID (Feb 2020)

Test Category	Feb 2017	Aug 2017	Feb 2018	Aug 2018	Feb 2019	Aug 2019	Feb 2020
Internet Tested	49,600	43,339	38,620	36,678	36,678	191	1,229
Internet Conformant	38,688	26,437	23,944	2,934	2,934	189	811
Internet Non-conformant	10,912	16,902	14,676	33,744	33,744	2	418
Intranet Tested	0	0	0	0	0	0	0
Intranet Conformant	0	0	0	0	0	0	0
Intranet Non-conformant	0	0	0	0	0	0	0
# Total Tested	49,600	43,339	38,620	36,678	36,678	191	1,229
# Total C	38,688	26,437	23,944	2,934	2,934	189	811
# Total NC	10,912	16,902	14,676	33,744	33,744	2	418
% Total C	78%	61%	62%	8%	8%	99%	66%
% Total NC	22%	39%	38%	92%	92%	1%	34%

Appendix W: Conformance of Self-reported Internet and Intranet Webpages Tested over 7 Reporting Cycles for USDA (Feb 2020)

Test Category	Feb 2017	Aug 2017	Feb 2018	Aug 2018	Feb 2019	Aug 2019	Feb 2020
Internet Tested	10,700	0	0	20	249,078	249,378	269,578
Internet Conformant	2,354	0	0	1	174,355	179,552	204,879
Internet Non-conformant	8,346	0	0	19	74,723	69,826	64,699
Intranet Tested	591	0	0	8	6,369	6,401	7,605
Intranet Conformant	41	0	0	0	1,401	3,521	5,019
Intranet Non-conformant	550	0	0	8	4,968	2,880	2,586
# Total Tested	11,291	0	0	28	255,447	255,779	277,183
# Total C	2,395	0	0	1	175,756	183,073	209,898
# Total NC	8,896	0	0	27	79,691	72,706	67,285
% Total C	21%	N/A	N/A	5%	69%	72%	76%
% Total NC	79%	N/A	N/A	95%	31%	28%	24%

Appendix X: Conformance of Self-reported Internet and Intranet Webpages Tested over 7 Reporting Cycles for VA (Feb 2020)

Test Category	Feb 2017	Aug 2017	Feb 2018	Aug 2018	Feb 2019	Aug 2019	Feb 2020
Internet Tested	872,398	0	1,057,469	830,233	383,504	489,976	363,363
Internet Conformant	514,715	0	602,757	0	153,402	1,960	3,634
Internet Non-conformant	357,683	0	454,712	830,233	230,102	488,016	359,729
Intranet Tested	303,058	0	318,389	0	0	0	156,211
Intranet Conformant	93,948	0	98,701	0	0	0	0
Intranet Non-conformant	209,110	0	219,688	0	0	0	156,211
# Total Tested	1,175,456	0	1,375,858	830,233	383,504	489,976	519,574
# Total C	608,663	0	701,458	0	153,402	1,960	3,634
# Total NC	566,793	0	674,400	830,233	230,102	488,016	515,940
% Total C	52%	N/A	51%	0%	40%	0%	1%
% Total NC	48%	N/A	49%	100%	60%	100%	99%