



Spring 2021 Section 508 Program Maturity Report

Executive Supplemental

Overview

This document is a companion reference to the February 2021 Section 508 Program Maturity Summary Report to Executives and is a collection of the charts included in agency-specific reports.

Included in this document:

- Agency submitted data summary
- Conformance of self-reported Internet and Intranet web pages tested
- Conformance of self-reported Internet and Intranet web pages tested over 9 reporting cycles
- Conformance of GSA conducted PDF document conformance

Department of Agriculture

Biannual Agency Section 508 Self Assessment Report to OMB – February 2021

The OMB Section 508 Dashboard is a reflection of all federal departments/agencies capturing key Section 508 metrics. All metrics are reviewed by OMB and provided to individual agency executives. Agencies are required to provide metrics for Acquisition, Agency EIT Lifecycle Activities, Testing and Validation, Complaints Process, and Training and Section 508 Compliance for Intranet and Internet websites.

Agency CIO: Gary Washington	Agency Section 508 Program Manager: Angela Williams
Agency Annual IT Budget: \$2.4B	Agency Submitter: Angela Williams
Number of Employees Supporting Agency Section 508 Program: 21	Number of Contractors Supporting Agency Section 508 Program: 10

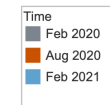
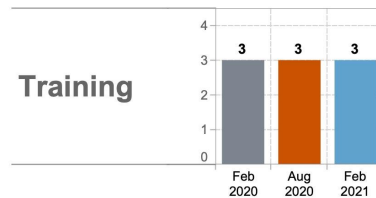
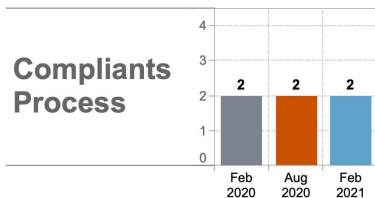
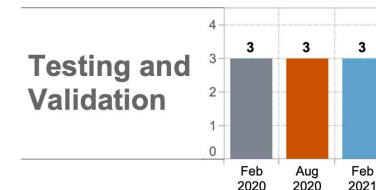
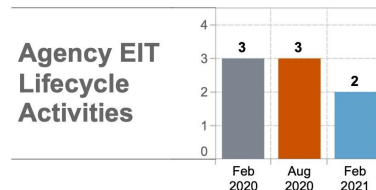
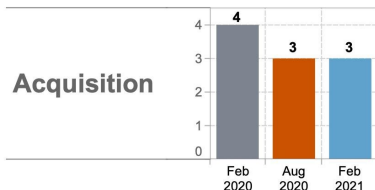
✓ Number of Internet web pages evaluated & tested: **139,566**

✓ Percentage of Internet web pages meeting technical standards of those evaluated / tested: **32%**

✓ Number of Intranet web pages evaluated & tested: **16,172**

✓ Percentage of Intranet web pages meeting technical standards of those evaluated / tested: **10%**

AGENCY PROGRESS



Metrics are scored 1-4
 e.g. 1 = Ad Hoc | 2 = Planned | 3 = Resourced | 4 = Measured

Corporation for National and Community Service

Biannual Agency Section 508 Self Assessment Report to OMB – February 2021

The OMB Section 508 Dashboard is a reflection of all federal departments/agencies capturing key Section 508 metrics. All metrics are reviewed by OMB and provided to individual agency executives. Agencies are required to provide metrics for Acquisition, Agency EIT Lifecycle Activities, Testing and Validation, Complaints Process, and Training and Section 508 Compliance for Intranet and Internet websites.

Agency CIO: Pape Cisse	Agency Section 508 Program Manager: Sharron Tendai
Agency Annual IT Budget: \$N/A	Agency Submitter: Otis Winters
Number of Employees Supporting Agency Section 508 Program: 4	Number of Contractors Supporting Agency Section 508 Program: 0

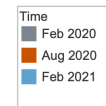
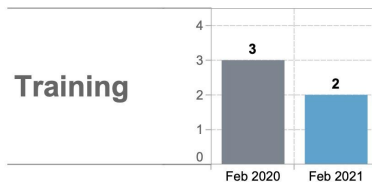
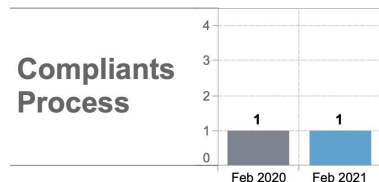
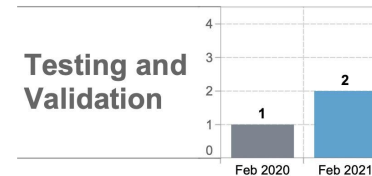
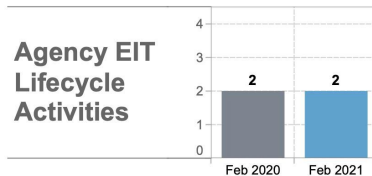
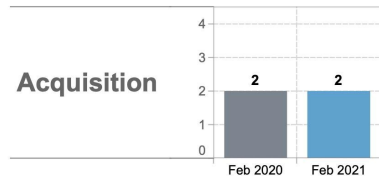
✓ Number of Internet web pages evaluated & tested: **4**

✓ Percentage of Internet web pages meeting technical standards of those evaluated / tested: **4%**

✓ Number of Intranet web pages evaluated & tested: **0**

✓ Percentage of Intranet web pages meeting technical standards of those evaluated / tested: **0%**

AGENCY PROGRESS



Metrics are scored 1-4
 e.g. 1 = Ad Hoc | 2 = Planned | 3 = Resourced | 4 = Measured

Department of Commerce

Biannual Agency Section 508 Self Assessment Report to OMB – February 2021

The OMB Section 508 Dashboard is a reflection of all federal departments/agencies capturing key Section 508 metrics. All metrics are reviewed by OMB and provided to individual agency executives. Agencies are required to provide metrics for Acquisition, Agency EIT Lifecycle Activities, Testing and Validation, Complaints Process, and Training and Section 508 Compliance for Intranet and Internet websites.

Agency CIO: Andre Mendez	Agency Section 508 Program Manager: Jennifer Jessup
Agency Annual IT Budget: \$3.7B	Agency Submitter: Jennifer Jessup
Number of Employees Supporting Agency Section 508 Program: 10	Number of Contractors Supporting Agency Section 508 Program: 4

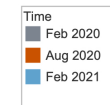
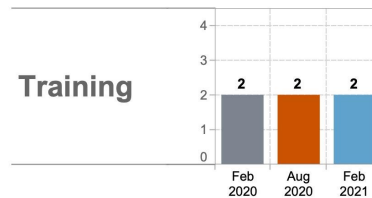
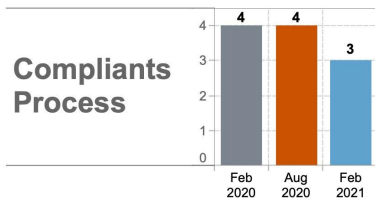
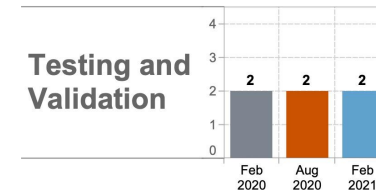
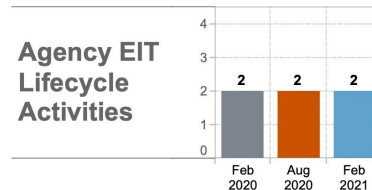
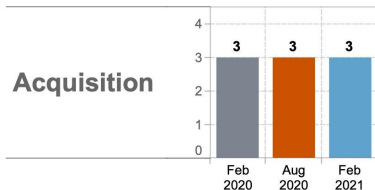
✓ Number of Internet web pages evaluated & tested: **100**

✓ Percentage of Internet web pages meeting technical standards of those evaluated / tested: **95%**

✓ Number of Intranet web pages evaluated & tested: **100**

✓ Percentage of Intranet web pages meeting technical standards of those evaluated / tested: **92%**

AGENCY PROGRESS



Metrics are scored 1-4
 e.g. 1 = Ad Hoc | 2 = Planned | 3 = Resourced | 4 = Measured

Department of Defense

Biannual Agency Section 508 Self Assessment Report to OMB –February 2021

The OMB Section 508 Dashboard is a reflection of all federal departments/agencies capturing key Section 508 metrics. All metrics are reviewed by OMB and provided to individual agency executives. Agencies are required to provide metrics for Acquisition, Agency EIT Lifecycle Activities, Testing and Validation, Complaints Process, and Training and Section 508 Compliance for Intranet and Internet websites.

Agency CIO: John Sherman	Agency Section 508 Program Manager: Jen Haggarty
Agency Annual IT Budget: \$37B	Agency Submitter: Jen Haggarty
Number of Employees Supporting Agency Section 508 Program: 42	Number of Contractors Supporting Agency Section 508 Program: 37

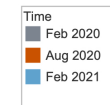
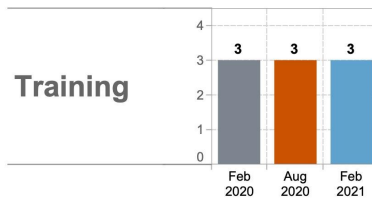
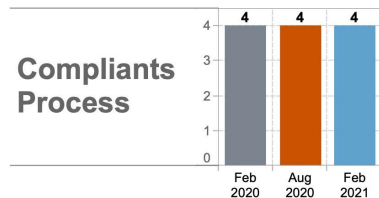
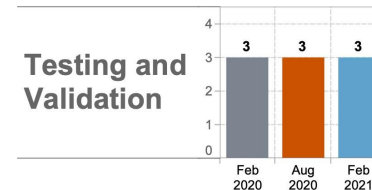
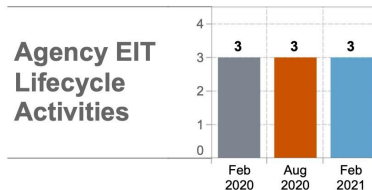
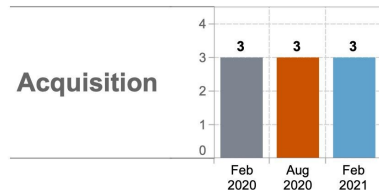
✓ Number of Internet web pages evaluated & tested: **69,031**

✓ Percentage of Internet web pages meeting technical standards of those evaluated / tested: **66%**

✓ Number of Intranet web pages evaluated & tested: **6,619**

✓ Percentage of Intranet web pages meeting technical standards of those evaluated / tested: **95%**

AGENCY PROGRESS



Metrics are scored 1-4
 e.g. 1 = Ad Hoc | 2 = Planned | 3 = Resourced | 4 = Measured

Department of Education

Biannual Agency Section 508 Self Assessment Report to OMB – February 2021

The OMB Section 508 Dashboard is a reflection of all federal departments/agencies capturing key Section 508 metrics. All metrics are reviewed by OMB and provided to individual agency executives. Agencies are required to provide metrics for Acquisition, Agency EIT Lifecycle Activities, Testing and Validation, Complaints Process, and Training and Section 508 Compliance for Intranet and Internet websites.

Agency CIO: Jason Gray	Agency Section 508 Program Manager: Denise McGland
Agency Annual IT Budget: \$844M	Agency Submitter: Denise McGland
Number of Employees Supporting Agency Section 508 Program: 4	Number of Contractors Supporting Agency Section 508 Program: 5


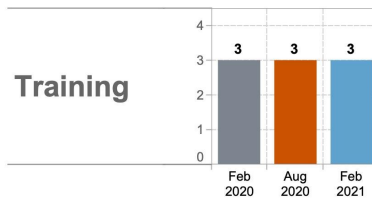
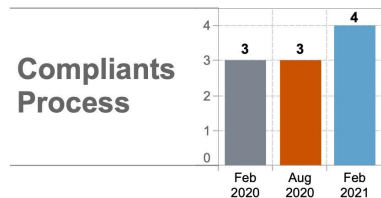
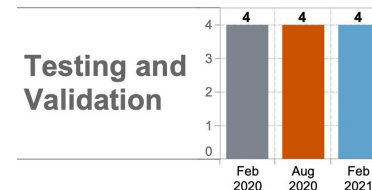
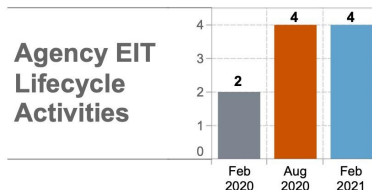
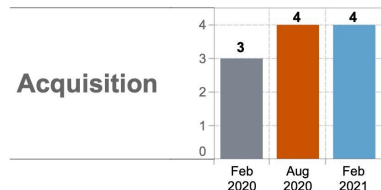
✓ Number of Internet web pages evaluated & tested: **25**

✓ Percentage of Internet web pages meeting technical standards of those evaluated / tested: **96%**

✓ Number of Intranet web pages evaluated & tested: **10**

✓ Percentage of Intranet web pages meeting technical standards of those evaluated / tested: **90%**

AGENCY PROGRESS



Metrics are scored 1-4
 e.g. 1 = Ad Hoc | 2 = Planned | 3 = Resourced | 4 = Measured

Department of Energy

Biannual Agency Section 508 Self Assessment Report to OMB – February 2021

The OMB Section 508 Dashboard is a reflection of all federal departments/agencies capturing key Section 508 metrics. All metrics are reviewed by OMB and provided to individual agency executives. Agencies are required to provide metrics for Acquisition, Agency EIT Lifecycle Activities, Testing and Validation, Complaints Process, and Training and Section 508 Compliance for Intranet and Internet websites.

Agency CIO: Rocky Campione	Agency Section 508 Program Manager: Teddy Dyer
Agency Annual IT Budget: \$2.6B	Agency Submitter: Teddy Dyer
Number of Employees Supporting Agency Section 508 Program: 1	Number of Contractors Supporting Agency Section 508 Program: 1

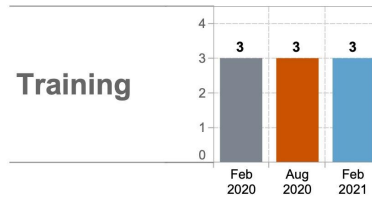
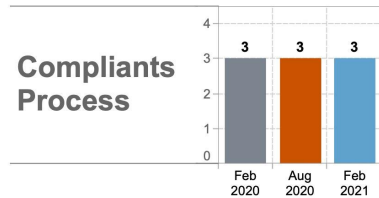
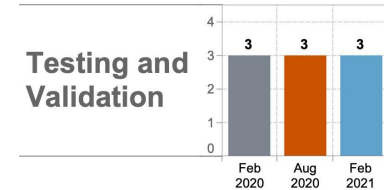
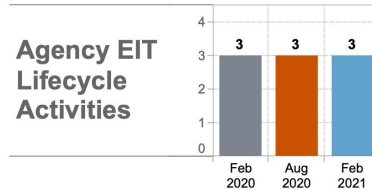
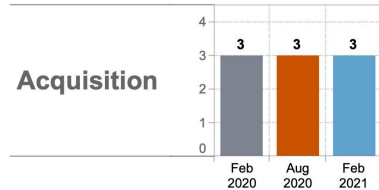
✓ Number of Internet web pages evaluated & tested: **3,362,842**

✓ Percentage of Internet web pages meeting technical standards of those evaluated / tested: **99%**

✓ Number of Intranet web pages evaluated & tested: **39,177**

✓ Percentage of Intranet web pages meeting technical standards of those evaluated / tested: **67%**

AGENCY PROGRESS



Metrics are scored 1-4
e.g. 1 = Ad Hoc | 2 = Planned | 3 = Resourced | 4 = Measured

Department of Health and Human Services

Biannual Agency Section 508 Self Assessment Report to OMB – February 2021

The OMB Section 508 Dashboard is a reflection of all federal departments/agencies capturing key Section 508 metrics. All metrics are reviewed by OMB and provided to individual agency executives. Agencies are required to provide metrics for Acquisition, Agency EIT Lifecycle Activities, Testing and Validation, Complaints Process, and Training and Section 508 Compliance for Intranet and Internet websites.

Agency CIO: Perryn Ashmor	Agency Section 508 Program Manager: Kate Maynor Sweeney
Agency Annual IT Budget: \$6.6B	Agency Submitter: Cammie Truesdell
Number of Employees Supporting Agency Section 508 Program: 90	Number of Contractors Supporting Agency Section 508 Program: 41

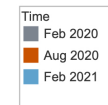
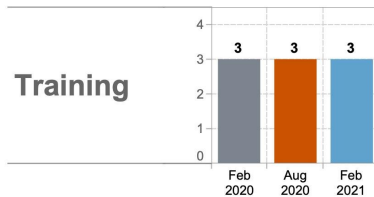
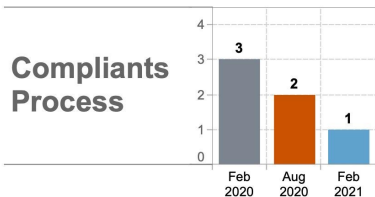
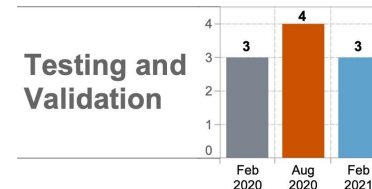
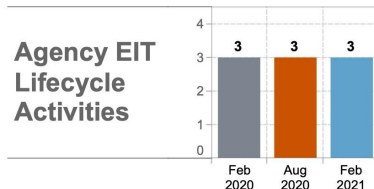
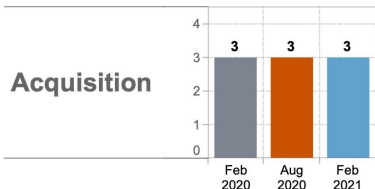
✓ Number of Internet web pages evaluated & tested: **0**

✓ Percentage of Internet web pages meeting technical standards of those evaluated / tested: **0%**

✓ Number of Intranet web pages evaluated & tested: **0**

✓ Percentage of Intranet web pages meeting technical standards of those evaluated / tested: **0%**

AGENCY PROGRESS



Metrics are scored 1-4
 e.g. 1 = Ad Hoc | 2 = Planned | 3 = Resourced | 4 = Measured

Department of Homeland Security

Biannual Agency Section 508 Self Assessment Report to OMB – February 2021

The OMB Section 508 Dashboard is a reflection of all federal departments/agencies capturing key Section 508 metrics. All metrics are reviewed by OMB and provided to individual agency executives. Agencies are required to provide metrics for Acquisition, Agency EIT Lifecycle Activities, Testing and Validation, Complaints Process, and Training and Section 508 Compliance for Intranet and Internet websites.

Agency CIO: Eric Hysen	Agency Section 508 Program Manager: Cynthia Clinton-Brown
Agency Annual IT Budget: \$7.3B	Agency Submitter: Robert Baker
Number of Employees Supporting Agency Section 508 Program: 36	Number of Contractors Supporting Agency Section 508 Program: 32

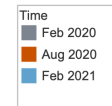
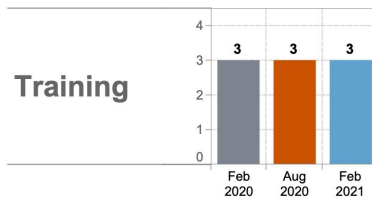
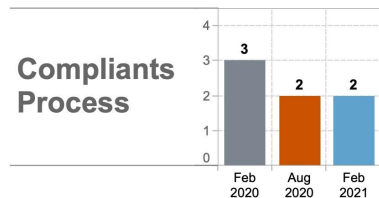
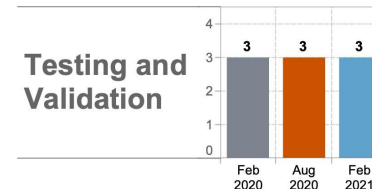
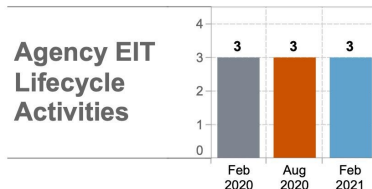
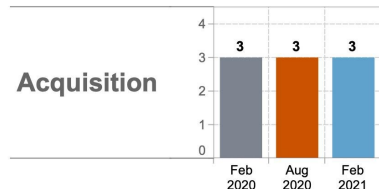
✓ Number of Internet web pages evaluated & tested: **128,595**

✓ Percentage of Internet web pages meeting technical standards of those evaluated / tested: **69%**

✓ Number of Intranet web pages evaluated & tested: **0**

✓ Percentage of Intranet web pages meeting technical standards of those evaluated / tested: **0%**

AGENCY PROGRESS



Metrics are scored 1-4
 e.g. 1 = Ad Hoc | 2 = Planned | 3 = Resourced | 4 = Measured

Department of Housing and Urban Development

Biannual Agency Section 508 Self Assessment Report to OMB – February 2021

The OMB Section 508 Dashboard is a reflection of all federal departments/agencies capturing key Section 508 metrics. All metrics are reviewed by OMB and provided to individual agency executives. Agencies are required to provide metrics for Acquisition, Agency EIT Lifecycle Activities, Testing and Validation, Complaints Process, and Training and Section 508 Compliance for Intranet and Internet websites.

Agency CIO: David Chow	Agency Section 508 Program Manager: Jeffery Salit
Agency Annual IT Budget: \$445M	Agency Submitter: Jeffrey Salit
Number of Employees Supporting Agency Section 508 Program: 3	Number of Contractors Supporting Agency Section 508 Program: 1

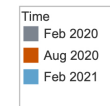
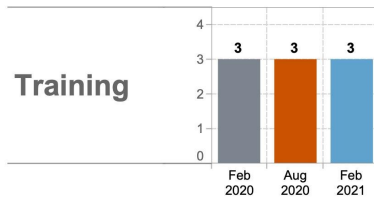
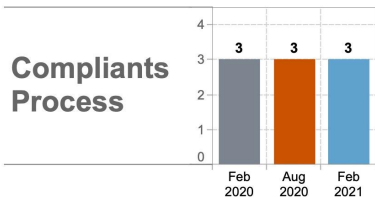
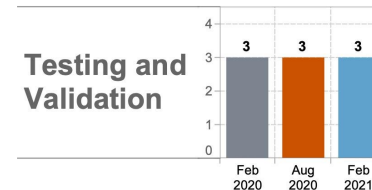
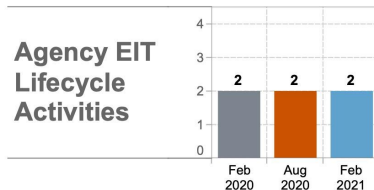
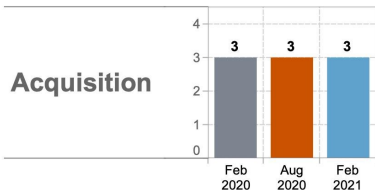
✓ Number of Internet web pages evaluated & tested: **100**

✓ Percentage of Internet web pages meeting technical standards of those evaluated / tested: **96%**

✓ Number of Intranet web pages evaluated & tested: **65**

✓ Percentage of Intranet web pages meeting technical standards of those evaluated / tested: **90%**

AGENCY PROGRESS



Metrics are scored 1-4
 e.g. 1 = Ad Hoc | 2 = Planned | 3 = Resourced | 4 = Measured

Department of the Interior

Biannual Agency Section 508 Self Assessment Report to OMB – February 2021

The OMB Section 508 Dashboard is a reflection of all federal departments/agencies capturing key Section 508 metrics. All metrics are reviewed by OMB and provided to individual agency executives. Agencies are required to provide metrics for Acquisition, Agency EIT Lifecycle Activities, Testing and Validation, Complaints Process, and Training and Section 508 Compliance for Intranet and Internet websites.

Agency CIO: Bill Vajda	Agency Section 508 Program Manager: Sid Sharma
Agency Annual IT Budget: \$1.4B	Agency Submitter: Sid Sharma
Number of Employees Supporting Agency Section 508 Program: 8	Number of Contractors Supporting Agency Section 508 Program: 3

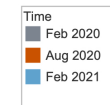
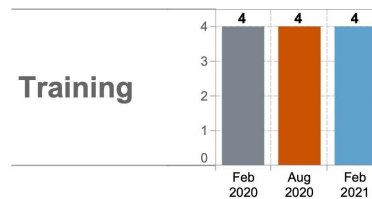
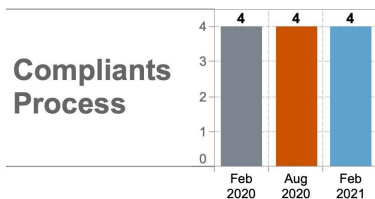
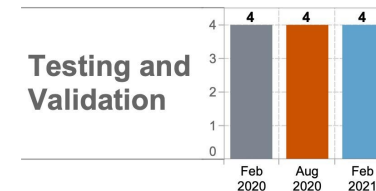
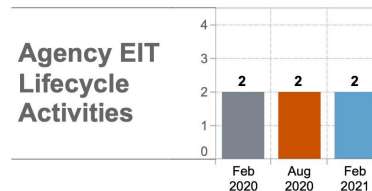
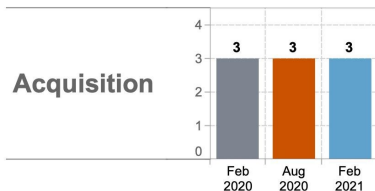
✓ Number of Internet web pages evaluated & tested: **545,449**

✓ Percentage of Internet web pages meeting technical standards of those evaluated / tested: **93%**

✓ Number of Intranet web pages evaluated & tested: **4,891**

✓ Percentage of Intranet web pages meeting technical standards of those evaluated / tested: **88%**

AGENCY PROGRESS



Metrics are scored 1-4
e.g. 1 = Ad Hoc | 2 = Planned | 3 = Resourced | 4 = Measured

Department of Justice

Biannual Agency Section 508 Self Assessment Report to OMB – February 2021

The OMB Section 508 Dashboard is a reflection of all federal departments/agencies capturing key Section 508 metrics. All metrics are reviewed by OMB and provided to individual agency executives. Agencies are required to provide metrics for Acquisition, Agency EIT Lifecycle Activities, Testing and Validation, Complaints Process, and Training and Section 508 Compliance for Intranet and Internet websites.

Agency CIO: Melinda Rogers (Acting)	Agency Section 508 Program Manager: Melody Braswell
Agency Annual IT Budget: \$3.1B	Agency Submitter: Melody Braswell
Number of Employees Supporting Agency Section 508 Program: 23	Number of Contractors Supporting Agency Section 508 Program: 04

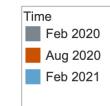
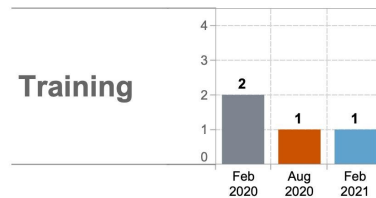
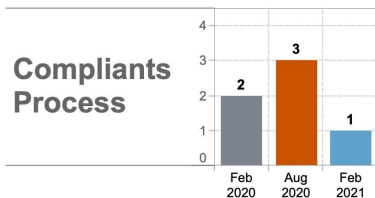
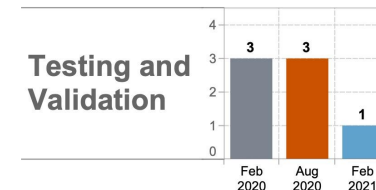
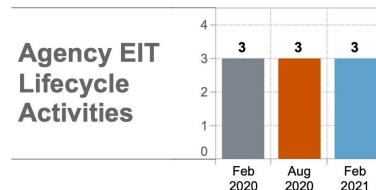
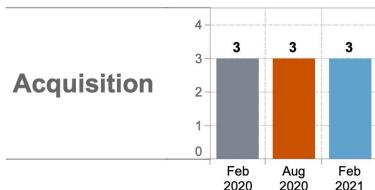
✓ Number of Internet web pages evaluated & tested: **153**

✓ Percentage of Internet web pages meeting technical standards of those evaluated / tested: **100%**

✓ Number of Intranet web pages evaluated & tested: **161**

✓ Percentage of Intranet web pages meeting technical standards of those evaluated / tested: **20%**

AGENCY PROGRESS



Metrics are scored 1-4
 e.g. 1 = Ad Hoc | 2 = Planned | 3 = Resourced | 4 = Measured

Department of Labor

Biannual Agency Section 508 Self Assessment Report to OMB – February 2021

The OMB Section 508 Dashboard is a reflection of all federal departments/agencies capturing key Section 508 metrics. All metrics are reviewed by OMB and provided to individual agency executives. Agencies are required to provide metrics for Acquisition, Agency EIT Lifecycle Activities, Testing and Validation, Complaints Process, and Training and Section 508 Compliance for Intranet and Internet websites.

Agency CIO: Gundeep Ahluwalia	Agency Section 508 Program Manager: Brandon Jubar
Agency Annual IT Budget: \$779M	Agency Submitter: Brandon Jubar
Number of Employees Supporting Agency Section 508 Program: 60	Number of Contractors Supporting Agency Section 508 Program: 34

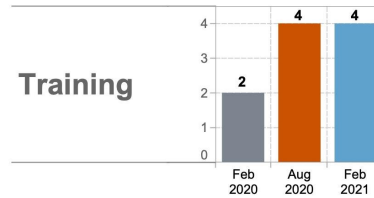
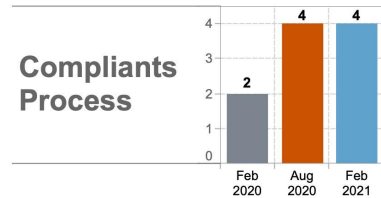
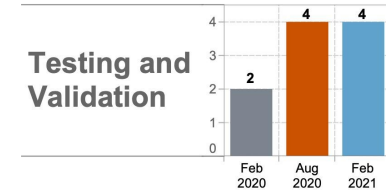
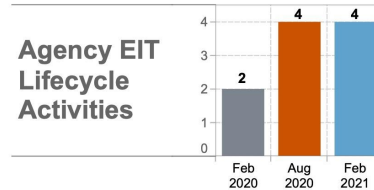
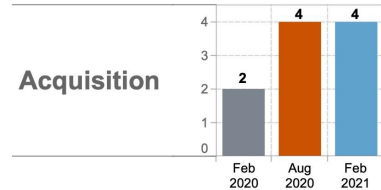
✓ Number of Internet web pages evaluated & tested: **366,027**

✓ Percentage of Internet web pages meeting technical standards of those evaluated / tested: **54%**

✓ Number of Intranet web pages evaluated & tested: **11,733**

✓ Percentage of Intranet web pages meeting technical standards of those evaluated / tested: **28%**

AGENCY PROGRESS



Metrics are scored 1-4
 e.g. 1 = Ad Hoc | 2 = Planned | 3 = Resourced | 4 = Measured

Department of State

Biannual Agency Section 508 Self Assessment Report to OMB – February 2021

The OMB Section 508 Dashboard is a reflection of all federal departments/agencies capturing key Section 508 metrics. All metrics are reviewed by OMB and provided to individual agency executives. Agencies are required to provide metrics for Acquisition, Agency EIT Lifecycle Activities, Testing and Validation, Complaints Process, and Training and Section 508 Compliance for Intranet and Internet websites.

Agency CIO: Keith Jones	Agency Section 508 Program Manager: David Conner
Agency Annual IT Budget: \$2.4B	Agency Submitter: David Conner
Number of Employees Supporting Agency Section 508 Program: 2	Number of Contractors Supporting Agency Section 508 Program: 7

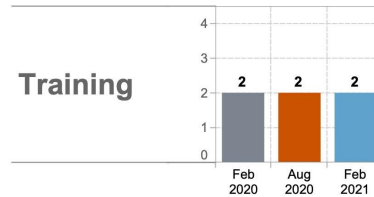
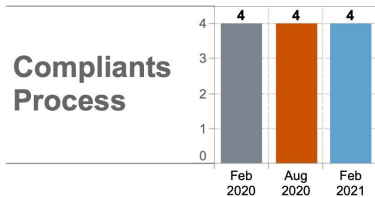
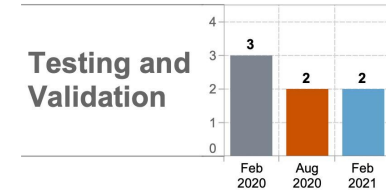
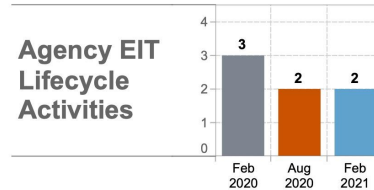
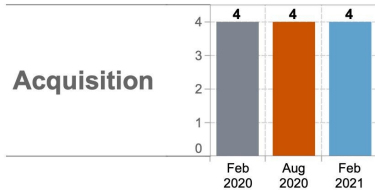
✓ Number of Internet web pages evaluated & tested: **0**

✓ Percentage of Internet web pages meeting technical standards of those evaluated / tested: **0%**

✓ Number of Intranet web pages evaluated & tested: **0**

✓ Percentage of Intranet web pages meeting technical standards of those evaluated / tested: **0%**

AGENCY PROGRESS



Metrics are scored 1-4

e.g. 1 = Ad Hoc | 2 = Planned | 3 = Resourced | 4 = Measured

Department of the Treasury

Biannual Agency Section 508 Self Assessment Report to OMB – February 2021

The OMB Section 508 Dashboard is a reflection of all federal departments/agencies capturing key Section 508 metrics. All metrics are reviewed by OMB and provided to individual agency executives. Agencies are required to provide metrics for Acquisition, Agency EIT Lifecycle Activities, Testing and Validation, Complaints Process, and Training and Section 508 Compliance for Intranet and Internet websites.

Agency CIO: Eric Olson	Agency Section 508 Program Manager: Vacant (Jan 2020)
Agency Annual IT Budget: \$4.8B	Agency Submitter: Katelyn Foreman
Number of Employees Supporting Agency Section 508 Program: 32	Number of Contractors Supporting Agency Section 508 Program: 19

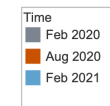
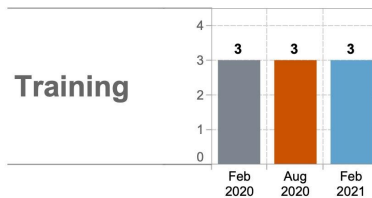
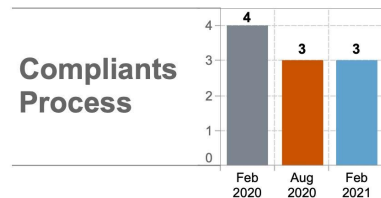
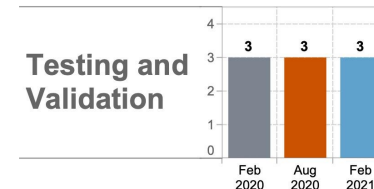
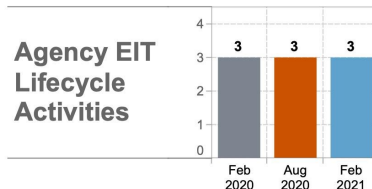
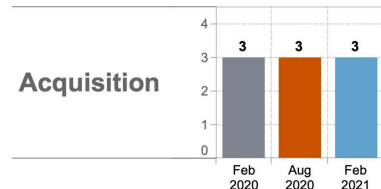
✓ Number of Internet web pages evaluated & tested: **14,826**

✓ Percentage of Internet web pages meeting technical standards of those evaluated / tested: **96%**

✓ Number of Intranet web pages evaluated & tested: **3,063**

✓ Percentage of Intranet web pages meeting technical standards of those evaluated / tested: **61%**

AGENCY PROGRESS



Metrics are scored 1-4
 e.g. 1 = Ad Hoc | 2 = Planned | 3 = Resourced | 4 = Measured

Department of Transportation

Biannual Agency Section 508 Self Assessment Report to OMB – February 2021

The OMB Section 508 Dashboard is a reflection of all federal departments/agencies capturing key Section 508 metrics. All metrics are reviewed by OMB and provided to individual agency executives. Agencies are required to provide metrics for Acquisition, Agency EIT Lifecycle Activities, Testing and Validation, Complaints Process, and Training and Section 508 Compliance for Intranet and Internet websites.

Agency CIO: Jack Albright	Agency Section 508 Program Manager: Larry Slaughter
Agency Annual IT Budget: \$3.6B	Agency Submitter: Larry Slaughter
Number of Employees Supporting Agency Section 508 Program: 24	Number of Contractors Supporting Agency Section 508 Program: 3

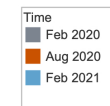
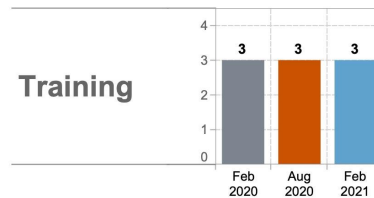
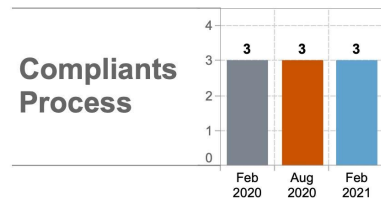
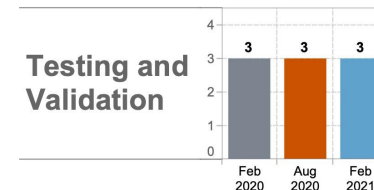
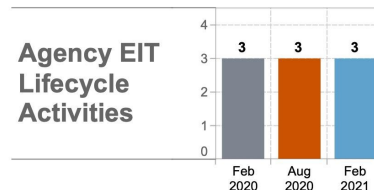
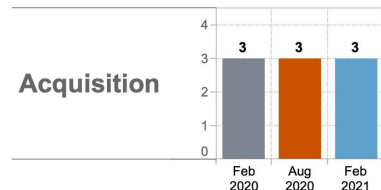
✓ Number of Internet web pages evaluated & tested: **452,750**

✓ Percentage of Internet web pages meeting technical standards of those evaluated / tested: **84%**

✓ Number of Intranet web pages evaluated & tested: **24,000**

✓ Percentage of Intranet web pages meeting technical standards of those evaluated / tested: **70%**

AGENCY PROGRESS



Metrics are scored 1-4
 e.g. 1 = Ad Hoc | 2 = Planned | 3 = Resourced | 4 = Measured

Department of Veterans Affairs

Biannual Agency Section 508 Self Assessment Report to OMB – February 2021

The OMB Section 508 Dashboard is a reflection of all federal departments/agencies capturing key Section 508 metrics. All metrics are reviewed by OMB and provided to individual agency executives. Agencies are required to provide metrics for Acquisition, Agency EIT Lifecycle Activities, Testing and Validation, Complaints Process, and Training and Section 508 Compliance for Intranet and Internet websites.

Agency CIO: Dominic Cussatt	Agency Section 508 Program Manager: Pat Sheehan
Agency Annual IT Budget: \$6.1B	Agency Submitter: John Preston
Number of Employees Supporting Agency Section 508 Program: 25	Number of Contractors Supporting Agency Section 508 Program: 39

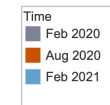
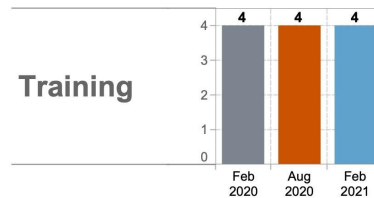
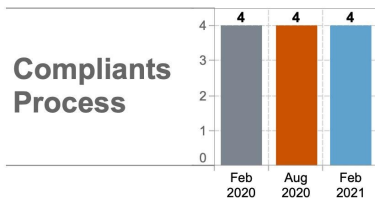
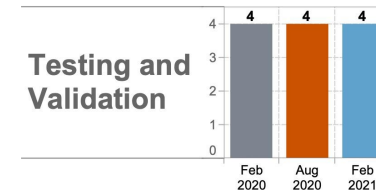
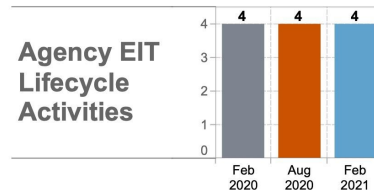
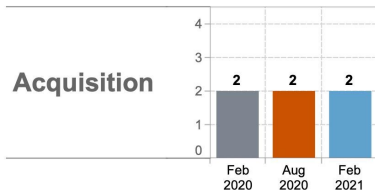
✓ Number of Internet web pages evaluated & tested: **190,205**

✓ Percentage of Internet web pages meeting technical standards of those evaluated / tested: **0%**

✓ Number of Intranet web pages evaluated & tested: **267,762**

✓ Percentage of Intranet web pages meeting technical standards of those evaluated / tested: **0%**

AGENCY PROGRESS



Metrics are scored 1-4
 e.g. 1 = Ad Hoc | 2 = Planned | 3 = Resourced | 4 = Measured

Environmental Protection Agency

Biannual Agency Section 508 Self Assessment Report to OMB – February 2021

The OMB Section 508 Dashboard is a reflection of all federal departments/agencies capturing key Section 508 metrics. All metrics are reviewed by OMB and provided to individual agency executives. Agencies are required to provide metrics for Acquisition, Agency EIT Lifecycle Activities, Testing and Validation, Complaints Process, and Training and Section 508 Compliance for Intranet and Internet websites.

Agency CIO: Vaughn Noga	Agency Section 508 Program Manager: Giselle Jasmin
Agency Annual IT Budget: \$370M	Agency Submitter: Gisselle Jasmin
Number of Employees Supporting Agency Section 508 Program: 3	Number of Contractors Supporting Agency Section 508 Program: 0

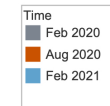
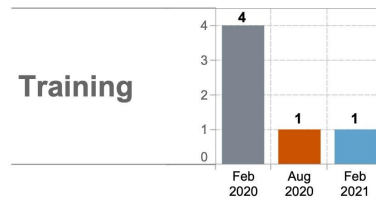
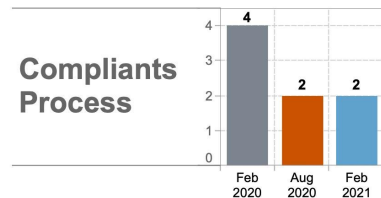
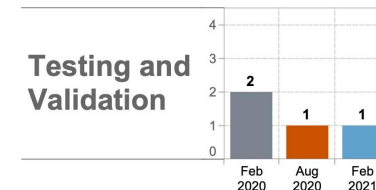
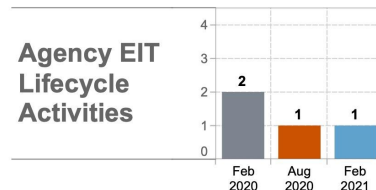
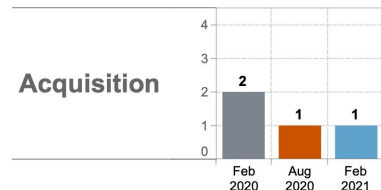
✓ Number of Internet web pages evaluated & tested: **0**

✓ Percentage of Internet web pages meeting technical standards of those evaluated / tested: **0%**

✓ Number of Intranet web pages evaluated & tested: **0**

✓ Percentage of Intranet web pages meeting technical standards of those evaluated / tested: **0%**

AGENCY PROGRESS



Metrics are scored 1-4
e.g. 1 = Ad Hoc | 2 = Planned | 3 = Resourced | 4 = Measured

Equal Employment Opportunity Commission

Biannual Agency Section 508 Self Assessment Report to OMB – February 2021

The OMB Section 508 Dashboard is a reflection of all federal departments/agencies capturing key Section 508 metrics. All metrics are reviewed by OMB and provided to individual agency executives. Agencies are required to provide metrics for Acquisition, Agency EIT Lifecycle Activities, Testing and Validation, Complaints Process, and Training and Section 508 Compliance for Intranet and Internet websites.

Agency CIO: Bryan Burnett	Agency Section 508 Program Manager: Pierrette McIntire
Agency Annual IT Budget: \$N/A	Agency Submitter: Pierrette McIntire
Number of Employees Supporting Agency Section 508 Program: 2	Number of Contractors Supporting Agency Section 508 Program: 1

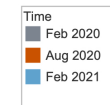
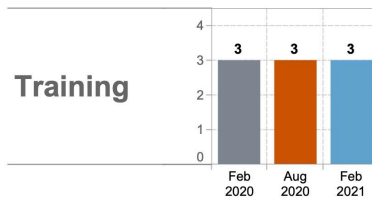
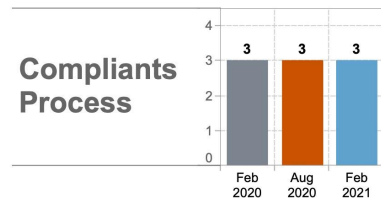
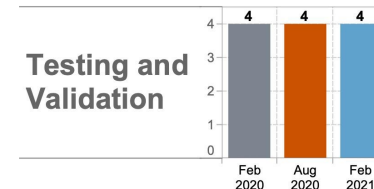
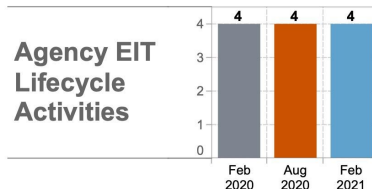
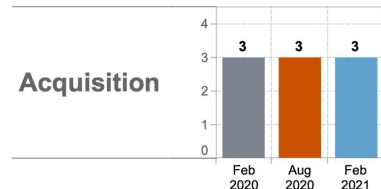
✓ Number of Internet web pages evaluated & tested: **25**

✓ Percentage of Internet web pages meeting technical standards of those evaluated / tested: **99%**

✓ Number of Intranet web pages evaluated & tested: **25**

✓ Percentage of Intranet web pages meeting technical standards of those evaluated / tested: **98%**

AGENCY PROGRESS



Metrics are scored 1-4
e.g. 1 = Ad Hoc | 2 = Planned | 3 = Resourced | 4 = Measured

Federal Communications Commission

Biannual Agency Section 508 Self Assessment Report to OMB – February 2021

The OMB Section 508 Dashboard is a reflection of all federal departments/agencies capturing key Section 508 metrics. All metrics are reviewed by OMB and provided to individual agency executives. Agencies are required to provide metrics for Acquisition, Agency EIT Lifecycle Activities, Testing and Validation, Complaints Process, and Training and Section 508 Compliance for Intranet and Internet websites.

Agency CIO: Francisco Salguero	Agency Section 508 Program Manager: Rebecca Lovley
Agency Annual IT Budget: \$N/A	Agency Submitter: Rebecca Lovley
Number of Employees Supporting Agency Section 508 Program: 1	Number of Contractors Supporting Agency Section 508 Program: 6

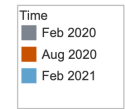
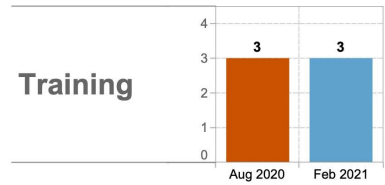
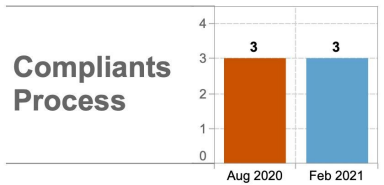
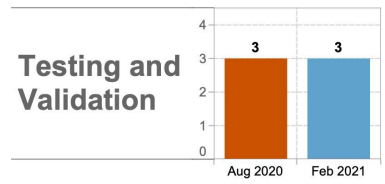
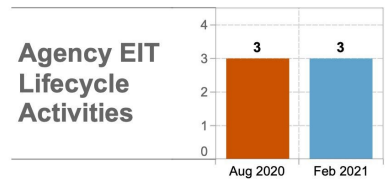
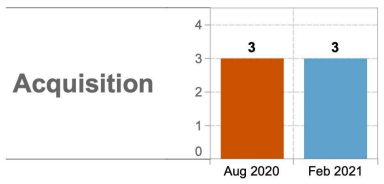
✓ Number of Internet web pages evaluated & tested: **0**

✓ Percentage of Internet web pages meeting technical standards of those evaluated / tested: **0%**

✓ Number of Intranet web pages evaluated & tested: **0**

✓ Percentage of Intranet web pages meeting technical standards of those evaluated / tested: **0%**

AGENCY PROGRESS



Metrics are scored 1-4
 e.g. 1 = Ad Hoc | 2 = Planned | 3 = Resourced | 4 = Measured

Federal Deposit Insurance Corporation

Biannual Agency Section 508 Self Assessment Report to OMB – February 2021

The OMB Section 508 Dashboard is a reflection of all federal departments/agencies capturing key Section 508 metrics. All metrics are reviewed by OMB and provided to individual agency executives. Agencies are required to provide metrics for Acquisition, Agency EIT Lifecycle Activities, Testing and Validation, Complaints Process, and Training and Section 508 Compliance for Intranet and Internet websites.

Agency CIO: Sylvia Burns	Agency Section 508 Program Manager: Brooke Aiken
Agency Annual IT Budget: \$N/A	Agency Submitter: Brooke Aiken
Number of Employees Supporting Agency Section 508 Program: 1	Number of Contractors Supporting Agency Section 508 Program: 2

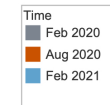
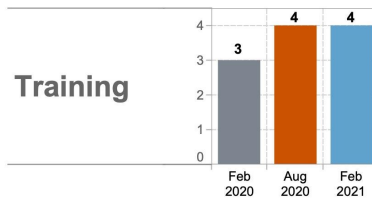
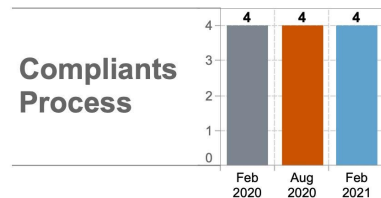
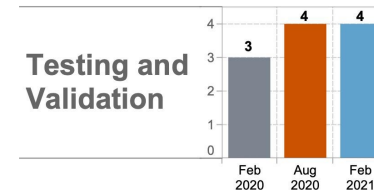
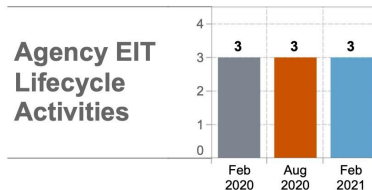
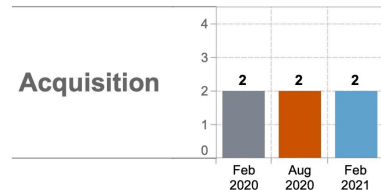
✓ Number of Internet web pages evaluated & tested: **40**

✓ Percentage of Internet web pages meeting technical standards of those evaluated / tested: **94%**

✓ Number of Intranet web pages evaluated & tested: **40**

✓ Percentage of Intranet web pages meeting technical standards of those evaluated / tested: **91%**

AGENCY PROGRESS



Metrics are scored 1-4
e.g. 1 = Ad Hoc | 2 = Planned | 3 = Resourced | 4 = Measured

General Services Administration

Biannual Agency Section 508 Self Assessment Report to OMB – February 2021

The OMB Section 508 Dashboard is a reflection of all federal departments/agencies capturing key Section 508 metrics. All metrics are reviewed by OMB and provided to individual agency executives. Agencies are required to provide metrics for Acquisition, Agency EIT Lifecycle Activities, Testing and Validation, Complaints Process, and Training and Section 508 Compliance for Intranet and Internet websites.

Agency CIO: Dave Shive	Agency Section 508 Program Manager: Daniel G. Perkins
Agency Annual IT Budget: \$729M	Agency Submitter: Daniel G. Perkins
Number of Employees Supporting Agency Section 508 Program: 4	Number of Contractors Supporting Agency Section 508 Program: 0

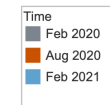
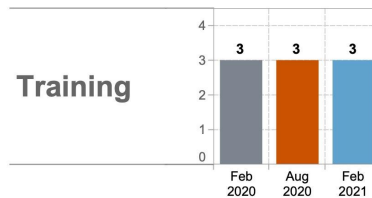
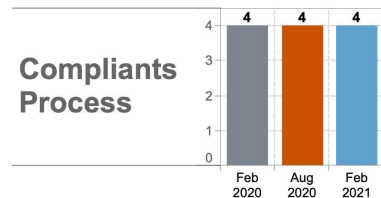
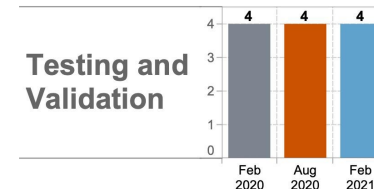
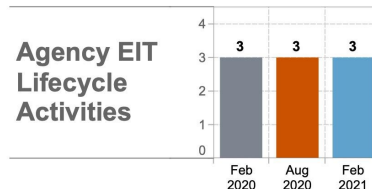
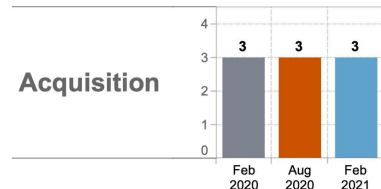
✓ Number of Internet web pages evaluated & tested: **10,126**

✓ Percentage of Internet web pages meeting technical standards of those evaluated / tested: **86%**

✓ Number of Intranet web pages evaluated & tested: **9,311**

✓ Percentage of Intranet web pages meeting technical standards of those evaluated / tested: **83%**

AGENCY PROGRESS



Metrics are scored 1-4
 e.g. 1 = Ad Hoc | 2 = Planned | 3 = Resourced | 4 = Measured

National Aeronautics and Space Administration

Biannual Agency Section 508 Self Assessment Report to OMB – February 2021

The OMB Section 508 Dashboard is a reflection of all federal departments/agencies capturing key Section 508 metrics. All metrics are reviewed by OMB and provided to individual agency executives. Agencies are required to provide metrics for Acquisition, Agency EIT Lifecycle Activities, Testing and Validation, Complaints Process, and Training and Section 508 Compliance for Intranet and Internet websites.

Agency CIO: Jeffery Seaton	Agency Section 508 Program Manager: Fatima Johns
Agency Annual IT Budget: \$2.3B	Agency Submitter: Fatima Johnson
Number of Employees Supporting Agency Section 508 Program: 10	Number of Contractors Supporting Agency Section 508 Program: 3

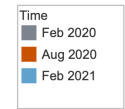
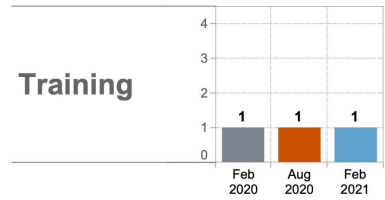
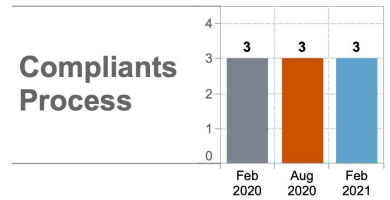
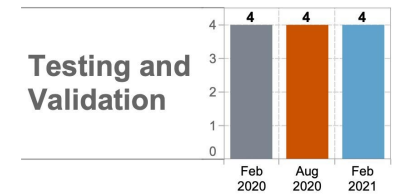
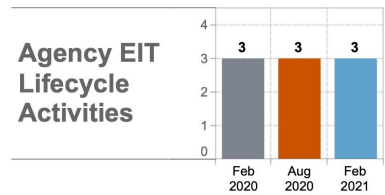
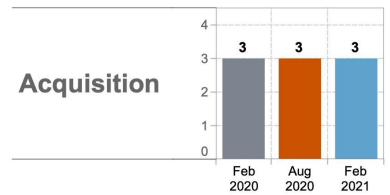
✓ Number of Internet web pages evaluated & tested: **903**

✓ Percentage of Internet web pages meeting technical standards of those evaluated / tested: **47%**

✓ Number of Intranet web pages evaluated & tested: **2,045**

✓ Percentage of Intranet web pages meeting technical standards of those evaluated / tested: **55%**

AGENCY PROGRESS



Metrics are scored 1-4
 e.g. 1 = Ad Hoc | 2 = Planned | 3 = Resourced | 4 = Measured

National Archives and Records Administration

Biannual Agency Section 508 Self Assessment Report to OMB – February 2021

The OMB Section 508 Dashboard is a reflection of all federal departments/agencies capturing key Section 508 metrics. All metrics are reviewed by OMB and provided to individual agency executives. Agencies are required to provide metrics for Acquisition, Agency EIT Lifecycle Activities, Testing and Validation, Complaints Process, and Training and Section 508 Compliance for Intranet and Internet websites.

Agency CIO: Swarnali Haldar	Agency Section 508 Program Manager: Eric Chaskes
Agency Annual IT Budget: \$N/A	Agency Submitter: Eric Chaskes
Number of Employees Supporting Agency Section 508 Program: 1	Number of Contractors Supporting Agency Section 508 Program: 0

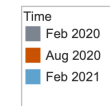
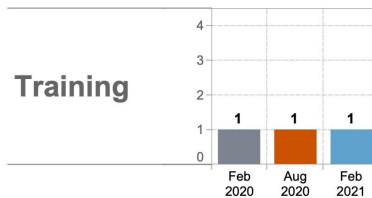
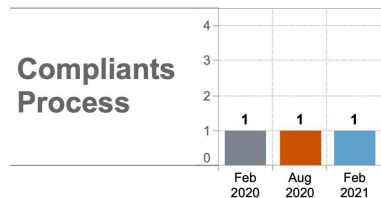
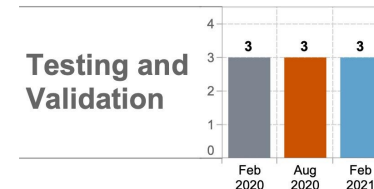
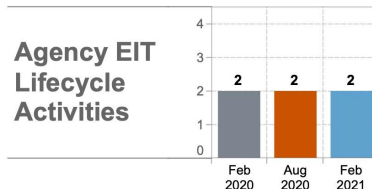
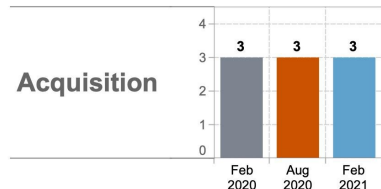
✓ Number of Internet web pages evaluated & tested: **10**

✓ Percentage of Internet web pages meeting technical standards of those evaluated / tested: **100%**

✓ Number of Intranet web pages evaluated & tested: **10**

✓ Percentage of Intranet web pages meeting technical standards of those evaluated / tested: **100%**

AGENCY PROGRESS



Metrics are scored 1-4
e.g. 1 = Ad Hoc | 2 = Planned | 3 = Resourced | 4 = Measured

National Credit Union Administration

Biannual Agency Section 508 Self Assessment Report to OMB – February 2021

The OMB Section 508 Dashboard is a reflection of all federal departments/agencies capturing key Section 508 metrics. All metrics are reviewed by OMB and provided to individual agency executives. Agencies are required to provide metrics for Acquisition, Agency EIT Lifecycle Activities, Testing and Validation, Complaints Process, and Training and Section 508 Compliance for Intranet and Internet websites.

Agency CIO: Robert Foster	Agency Section 508 Program Manager: Nickol Davenport
Agency Annual IT Budget: \$N/A	Agency Submitter: Nickol Davenport
Number of Employees Supporting Agency Section 508 Program: 1	Number of Contractors Supporting Agency Section 508 Program: 2

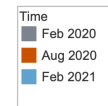
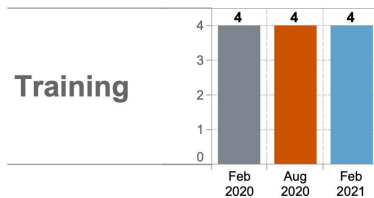
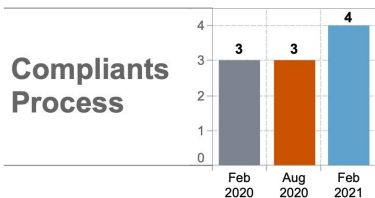
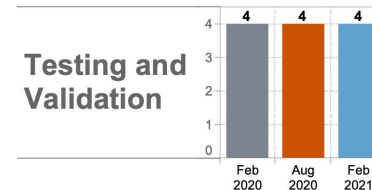
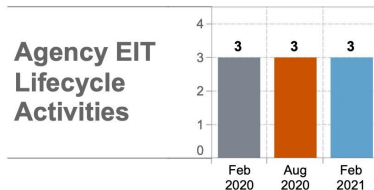
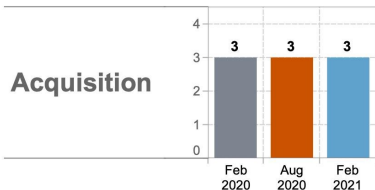
✓ Number of Internet web pages evaluated & tested: **6,589**

✓ Percentage of Internet web pages meeting technical standards of those evaluated / tested: **98%**

✓ Number of Intranet web pages evaluated & tested: **459**

✓ Percentage of Intranet web pages meeting technical standards of those evaluated / tested: **12%**

AGENCY PROGRESS



Metrics are scored 1-4
 e.g. 1 = Ad Hoc | 2 = Planned | 3 = Resourced | 4 = Measured

National Science Foundation

Biannual Agency Section 508 Self Assessment Report to OMB – February 2021

The OMB Section 508 Dashboard is a reflection of all federal departments/agencies capturing key Section 508 metrics. All metrics are reviewed by OMB and provided to individual agency executives. Agencies are required to provide metrics for Acquisition, Agency EIT Lifecycle Activities, Testing and Validation, Complaints Process, and Training and Section 508 Compliance for Intranet and Internet websites.

Agency CIO: Dorothy Aronson	Agency Section 508 Program Manager: Katherine Otts
Agency Annual IT Budget: \$132M	Agency Submitter: Katherine Otts
Number of Employees Supporting Agency Section 508 Program: 2	Number of Contractors Supporting Agency Section 508 Program: 1

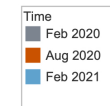
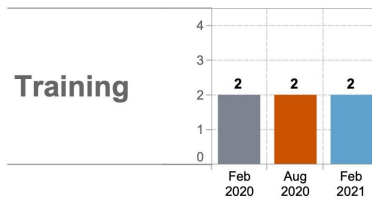
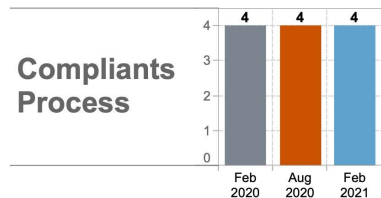
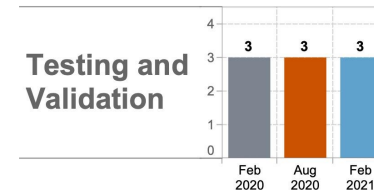
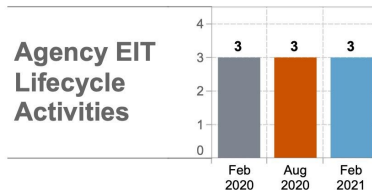
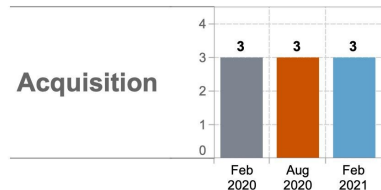
✓ Number of Internet web pages evaluated & tested: **25**

✓ Percentage of Internet web pages meeting technical standards of those evaluated / tested: **93%**

✓ Number of Intranet web pages evaluated & tested: **25**

✓ Percentage of Intranet web pages meeting technical standards of those evaluated / tested: **89%**

AGENCY PROGRESS



Metrics are scored 1-4
e.g. 1 = Ad Hoc | 2 = Planned | 3 = Resourced | 4 = Measured

Nuclear Regulatory Commission

Biannual Agency Section 508 Self Assessment Report to OMB – February 2021

The OMB Section 508 Dashboard is a reflection of all federal departments/agencies capturing key Section 508 metrics. All metrics are reviewed by OMB and provided to individual agency executives. Agencies are required to provide metrics for Acquisition, Agency EIT Lifecycle Activities, Testing and Validation, Complaints Process, and Training and Section 508 Compliance for Intranet and Internet websites.

Agency CIO: David Nelson	Agency Section 508 Program Manager: John D. Beatty
Agency Annual IT Budget: \$163M	Agency Submitter: John D. Beatty
Number of Employees Supporting Agency Section 508 Program: 1	Number of Contractors Supporting Agency Section 508 Program: 0

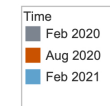
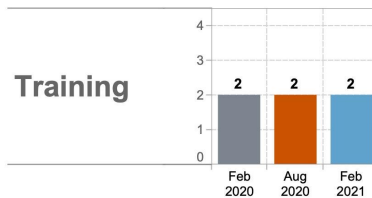
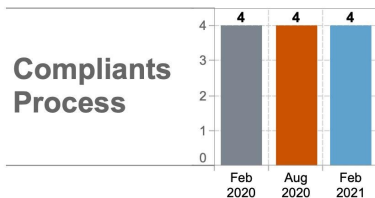
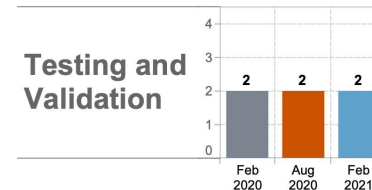
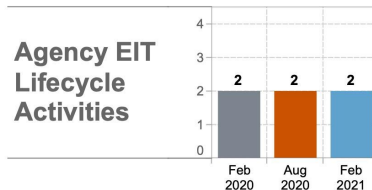
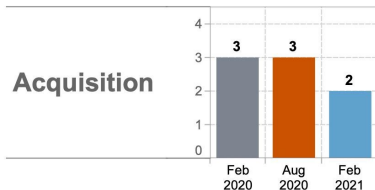
✓ Number of Internet web pages evaluated & tested: **10**

✓ Percentage of Internet web pages meeting technical standards of those evaluated / tested: **0%**

✓ Number of Intranet web pages evaluated & tested: **5**

✓ Percentage of Intranet web pages meeting technical standards of those evaluated / tested: **0%**

AGENCY PROGRESS



Metrics are scored 1-4
e.g. 1 = Ad Hoc | 2 = Planned | 3 = Resourced | 4 = Measured

Office of Personnel Management

Biannual Agency Section 508 Self Assessment Report to OMB – February 2021

The OMB Section 508 Dashboard is a reflection of all federal departments/agencies capturing key Section 508 metrics. All metrics are reviewed by OMB and provided to individual agency executives. Agencies are required to provide metrics for Acquisition, Agency EIT Lifecycle Activities, Testing and Validation, Complaints Process, and Training and Section 508 Compliance for Intranet and Internet websites.

Agency CIO: Claire Mantorana	Agency Section 508 Program Manager: Bethany Letanlien
Agency Annual IT Budget: \$147M	Agency Submitter: Bethany Letanlien
Number of Employees Supporting Agency Section 508 Program: 7	Number of Contractors Supporting Agency Section 508 Program: 8

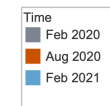
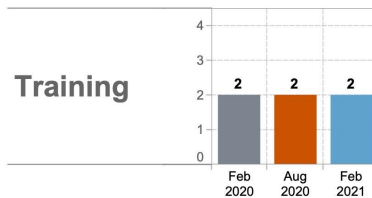
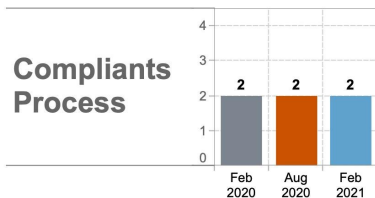
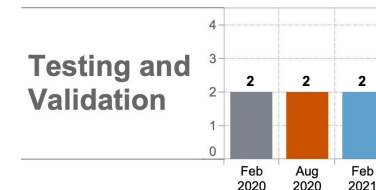
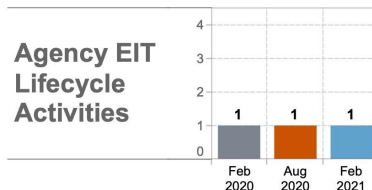
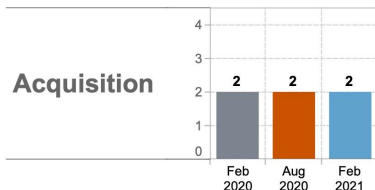
✓ Number of Internet web pages evaluated & tested: **4,152**

✓ Percentage of Internet web pages meeting technical standards of those evaluated / tested: **100%**

✓ Number of Intranet web pages evaluated & tested: **15**

✓ Percentage of Intranet web pages meeting technical standards of those evaluated / tested: **100%**

AGENCY PROGRESS



Metrics are scored 1-4
 e.g. 1 = Ad Hoc | 2 = Planned | 3 = Resourced | 4 = Measured

Pension Benefit Guaranty Corporation

Biannual Agency Section 508 Self Assessment Report to OMB – February 2021

The OMB Section 508 Dashboard is a reflection of all federal departments/agencies capturing key Section 508 metrics. All metrics are reviewed by OMB and provided to individual agency executives. Agencies are required to provide metrics for Acquisition, Agency EIT Lifecycle Activities, Testing and Validation, Complaints Process, and Training and Section 508 Compliance for Intranet and Internet websites.

Agency CIO: Robert Scherer	Agency Section 508 Program Manager: Angela Watkins
Agency Annual IT Budget: \$N/A	Agency Submitter: Angela Watkins
Number of Employees Supporting Agency Section 508 Program: 9	Number of Contractors Supporting Agency Section 508 Program: 0

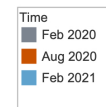
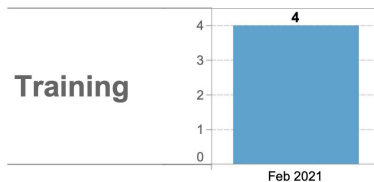
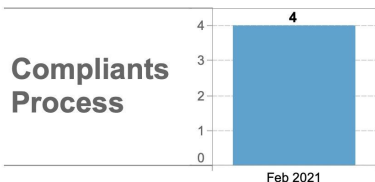
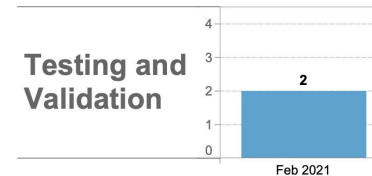
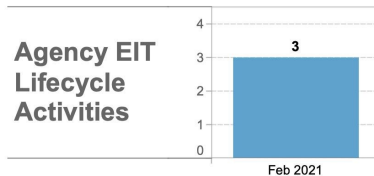
✓ Number of Internet web pages evaluated & tested: **5,939**

✓ Percentage of Internet web pages meeting technical standards of those evaluated / tested: **82%**

✓ Number of Intranet web pages evaluated & tested: **0**

✓ Percentage of Intranet web pages meeting technical standards of those evaluated / tested: **0%**

AGENCY PROGRESS



Metrics are scored 1-4
e.g. 1 = Ad Hoc | 2 = Planned | 3 = Resourced | 4 = Measured

Securities and Exchange Commission

Biannual Agency Section 508 Self Assessment Report to OMB – February 2021

The OMB Section 508 Dashboard is a reflection of all federal departments/agencies capturing key Section 508 metrics. All metrics are reviewed by OMB and provided to individual agency executives. Agencies are required to provide metrics for Acquisition, Agency EIT Lifecycle Activities, Testing and Validation, Complaints Process, and Training and Section 508 Compliance for Intranet and Internet websites.

Agency CIO: David Bottom	Agency Section 508 Program Manager: Sharvon Jones
Agency Annual IT Budget: \$N/A	Agency Submitter: Sharvon Jones
Number of Employees Supporting Agency Section 508 Program: 2	Number of Contractors Supporting Agency Section 508 Program: 4

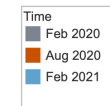
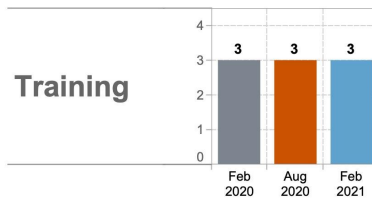
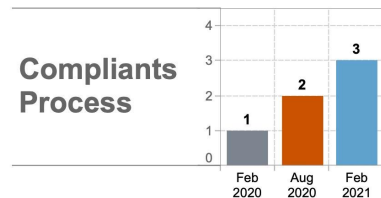
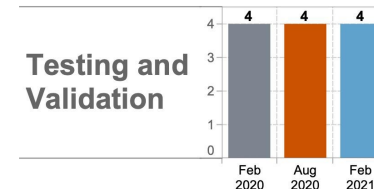
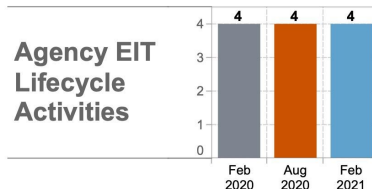
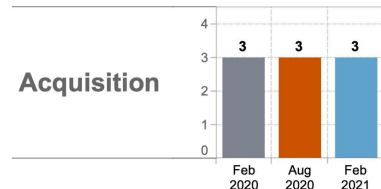
✓ Number of Internet web pages evaluated & tested: **8**

✓ Percentage of Internet web pages meeting technical standards of those evaluated / tested: **96%**

✓ Number of Intranet web pages evaluated & tested: **38**

✓ Percentage of Intranet web pages meeting technical standards of those evaluated / tested: **91%**

AGENCY PROGRESS



Metrics are scored 1-4
e.g. 1 = Ad Hoc | 2 = Planned | 3 = Resourced | 4 = Measured

Small Business Administration

Biannual Agency Section 508 Self Assessment Report to OMB – February 2021

The OMB Section 508 Dashboard is a reflection of all federal departments/agencies capturing key Section 508 metrics. All metrics are reviewed by OMB and provided to individual agency executives. Agencies are required to provide metrics for Acquisition, Agency EIT Lifecycle Activities, Testing and Validation, Complaints Process, and Training and Section 508 Compliance for Intranet and Internet websites.

Agency CIO: Keith Bluestein	Agency Section 508 Program Manager: Shawn Garner
Agency Annual IT Budget: \$117M	Agency Submitter: Shawn Garner
Number of Employees Supporting Agency Section 508 Program: 1	Number of Contractors Supporting Agency Section 508 Program: 1

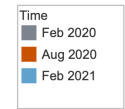
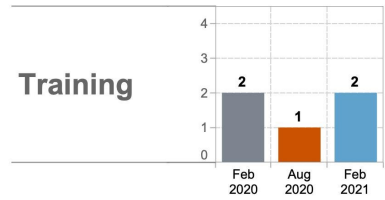
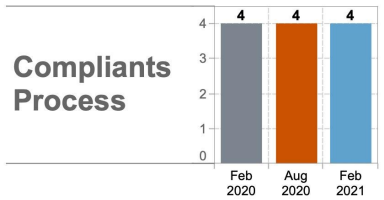
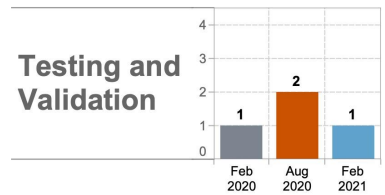
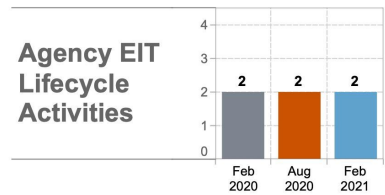
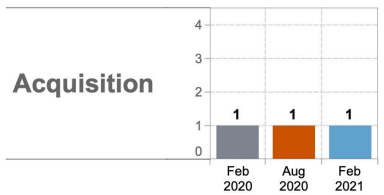
✓ Number of Internet web pages evaluated & tested: **3,914**

✓ Percentage of Internet web pages meeting technical standards of those evaluated / tested: **64%**

✓ Number of Intranet web pages evaluated & tested: **0**

✓ Percentage of Intranet web pages meeting technical standards of those evaluated / tested: **0%**

AGENCY PROGRESS



Metrics are scored 1-4
 e.g. 1 = Ad Hoc | 2 = Planned | 3 = Resourced | 4 = Measured

Social Security Administration

Biannual Agency Section 508 Self Assessment Report to OMB – February 2021

The OMB Section 508 Dashboard is a reflection of all federal departments/agencies capturing key Section 508 metrics. All metrics are reviewed by OMB and provided to individual agency executives. Agencies are required to provide metrics for Acquisition, Agency EIT Lifecycle Activities, Testing and Validation, Complaints Process, and Training and Section 508 Compliance for Intranet and Internet websites.

Agency CIO: Ssean Brune	Agency Section 508 Program Manager: Pierce Crowell
Agency Annual IT Budget: \$2B	Agency Submitter: Pierce Crowell
Number of Employees Supporting Agency Section 508 Program: 31	Number of Contractors Supporting Agency Section 508 Program: 9

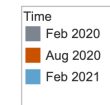
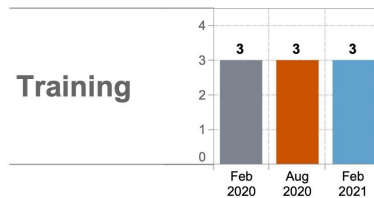
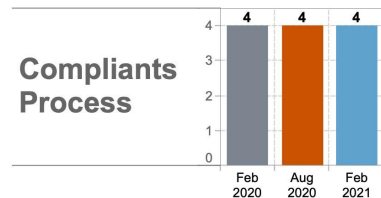
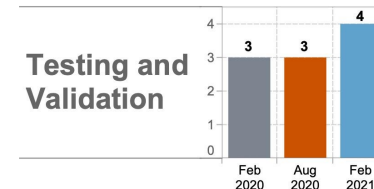
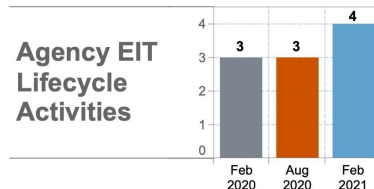
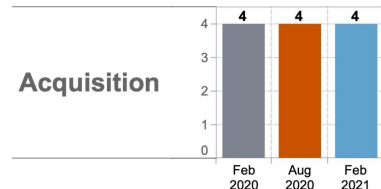
✓ Number of Internet web pages evaluated & tested: **25,491**

✓ Percentage of Internet web pages meeting technical standards of those evaluated / tested: **99%**

✓ Number of Intranet web pages evaluated & tested: **48,685**

✓ Percentage of Intranet web pages meeting technical standards of those evaluated / tested: **89%**

AGENCY PROGRESS



Metrics are scored 1-4
 e.g. 1 = Ad Hoc | 2 = Planned | 3 = Resourced | 4 = Measured

United States Access Board

Biannual Agency Section 508 Self Assessment Report to OMB – February 2021

The OMB Section 508 Dashboard is a reflection of all federal departments/agencies capturing key Section 508 metrics. All metrics are reviewed by OMB and provided to individual agency executives. Agencies are required to provide metrics for Acquisition, Agency EIT Lifecycle Activities, Testing and Validation, Complaints Process, and Training and Section 508 Compliance for Intranet and Internet websites.

Agency CIO: Susan Little	Agency Section 508 Program Manager: Bruce Bailey
Agency Annual IT Budget: \$N/A	Agency Submitter: Bruce Bailey
Number of Employees Supporting Agency Section 508 Program: 4	Number of Contractors Supporting Agency Section 508 Program: 0

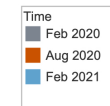
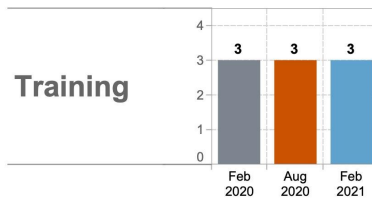
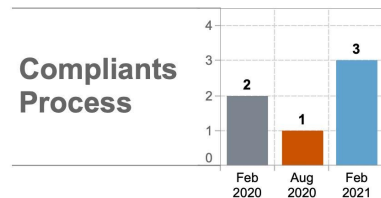
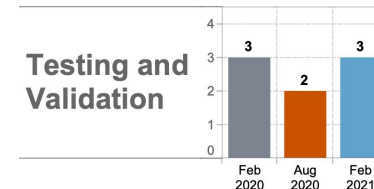
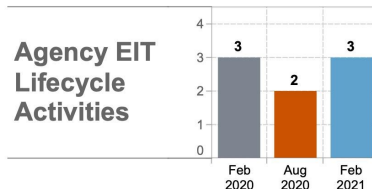
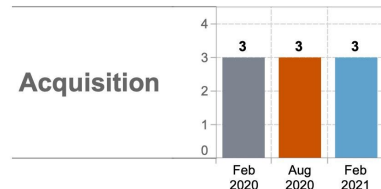
✓ Number of Internet web pages evaluated & tested: **567**

✓ Percentage of Internet web pages meeting technical standards of those evaluated / tested: **100%**

✓ Number of Intranet web pages evaluated & tested: **11**

✓ Percentage of Intranet web pages meeting technical standards of those evaluated / tested: **100%**

AGENCY PROGRESS



Metrics are scored 1-4
e.g. 1 = Ad Hoc | 2 = Planned | 3 = Resourced | 4 = Measured

United States Agency for International Development

Biannual Agency Section 508 Self Assessment Report to OMB – February 2021

The OMB Section 508 Dashboard is a reflection of all federal departments/agencies capturing key Section 508 metrics. All metrics are reviewed by OMB and provided to individual agency executives. Agencies are required to provide metrics for Acquisition, Agency EIT Lifecycle Activities, Testing and Validation, Complaints Process, and Training and Section 508 Compliance for Intranet and Internet websites.

Agency CIO: Jay Mahanand	Agency Section 508 Program Manager: William Morgan
Agency Annual IT Budget: \$217M	Agency Submitter: William Morgan
Number of Employees Supporting Agency Section 508 Program: 3	Number of Contractors Supporting Agency Section 508 Program: 1

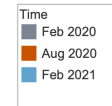
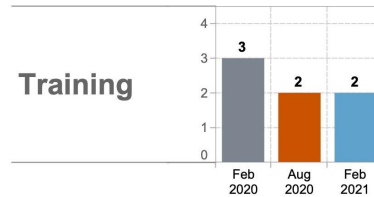
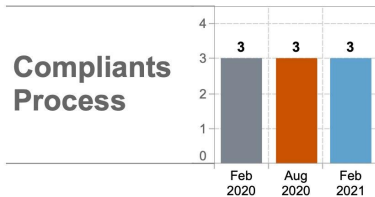
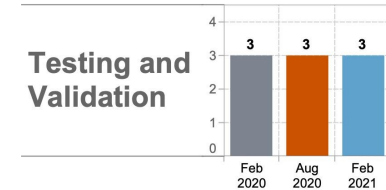
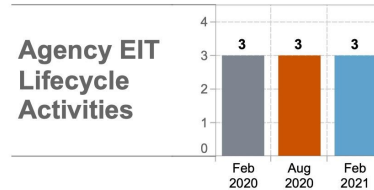
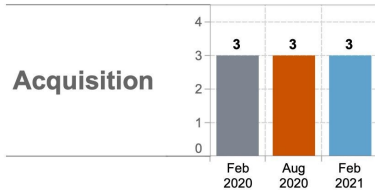
✓ Number of Internet web pages evaluated & tested: **1,560**

✓ Percentage of Internet web pages meeting technical standards of those evaluated / tested: **32%**

✓ Number of Intranet web pages evaluated & tested: **0**

✓ Percentage of Intranet web pages meeting technical standards of those evaluated / tested: **0%**

AGENCY PROGRESS



Metrics are scored 1-4
 e.g. 1 = Ad Hoc | 2 = Planned | 3 = Resourced | 4 = Measured

United States International Trade Commission

Biannual Agency Section 508 Self Assessment Report to OMB – February 2021

The OMB Section 508 Dashboard is a reflection of all federal departments/agencies capturing key Section 508 metrics. All metrics are reviewed by OMB and provided to individual agency executives. Agencies are required to provide metrics for Acquisition, Agency EIT Lifecycle Activities, Testing and Validation, Complaints Process, and Training and Section 508 Compliance for Intranet and Internet websites.

Agency CIO: Keith B. Vaughn	Agency Section 508 Program Manager: Carrin Brown
Agency Annual IT Budget: \$N/A	Agency Submitter: Carrin Brown
Number of Employees Supporting Agency Section 508 Program: 2	Number of Contractors Supporting Agency Section 508 Program: 0

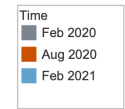
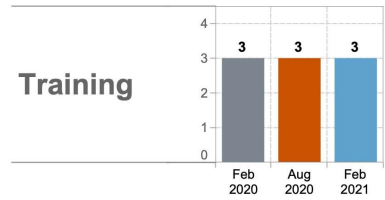
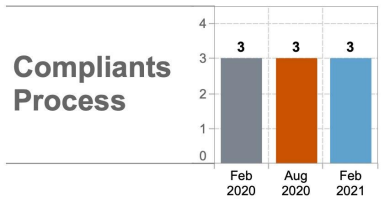
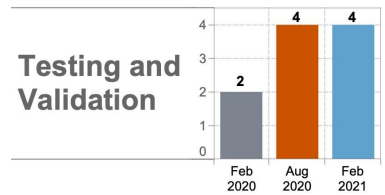
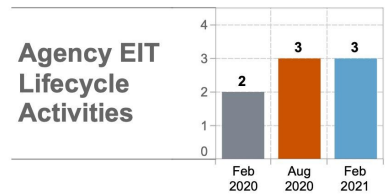
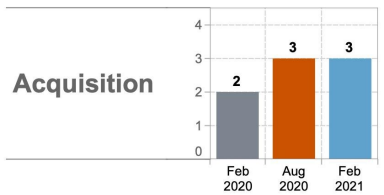
✓ Number of Internet web pages evaluated & tested: **48**

✓ Percentage of Internet web pages meeting technical standards of those evaluated / tested: **98%**

✓ Number of Intranet web pages evaluated & tested: **195**

✓ Percentage of Intranet web pages meeting technical standards of those evaluated / tested: **79%**

AGENCY PROGRESS

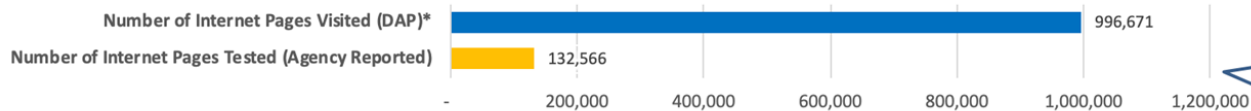



Metrics are scored 1-4
 e.g. 1 = Ad Hoc | 2 = Planned | 3 = Resourced | 4 = Measured

Webpage Conformance: Snapshot

Department of Agriculture

Conformance of Self-reported Internet and Intranet Webpages Tested
Department of Agriculture | February 2021



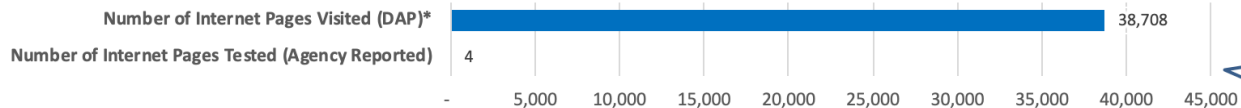
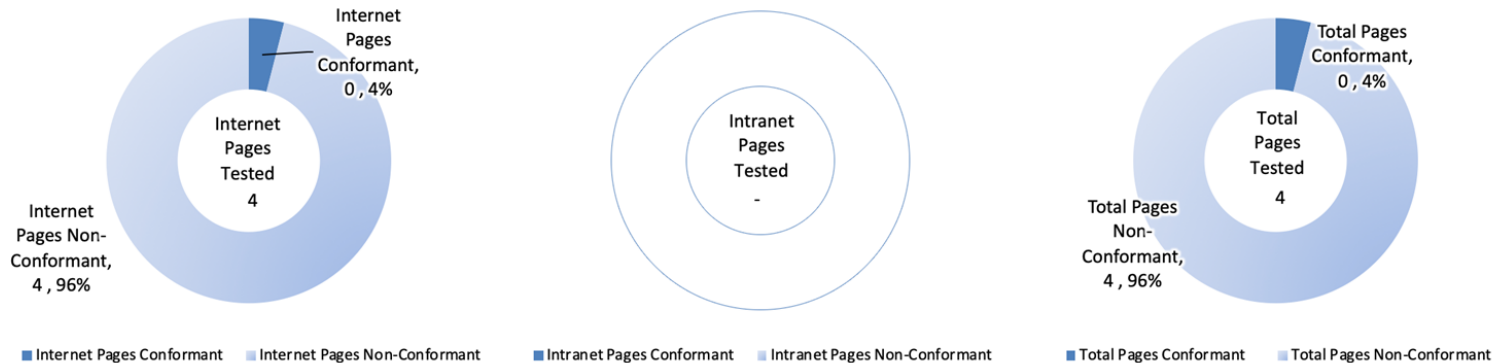
13% of USDA's internet pages visited during the past 6 months* were tested for accessibility.

*Number of pages visited between Sep 1, 2020 through Feb 28, 2021 available from the [Digital Analytics Program](#).
Number of unique pages may include visited pages that use query parameters.

Webpage Conformance: Snapshot

Corporation for National and Community Service

Conformance of Self-reported Internet and Intranet Webpages Tested
Corporation for National and Community Service | February 2021



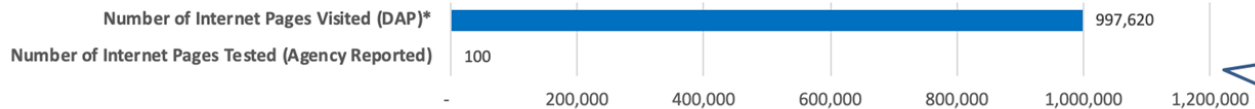

0% of CNS's internet pages visited during the past 6 months* were tested for accessibility.

*Number of pages visited between Sep 1, 2020 through Feb 28, 2021 available from the [Digital Analytics Program](#).
Number of unique pages may include visited pages that use query parameters.

Webpage Conformance: Snapshot

Department of Commerce

Conformance of Self-reported Internet and Intranet Webpages Tested
Department of Commerce | February 2021



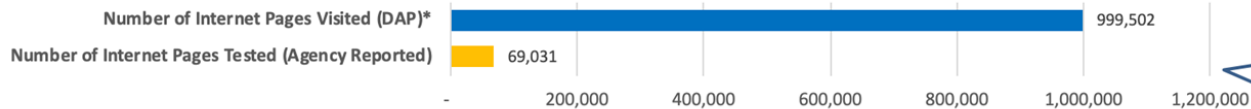

0% of DOC's internet pages visited during the past 6 months* were tested for accessibility.

*Number of pages visited between Sep 1, 2020 through Feb 28, 2021 available from the [Digital Analytics Program](#).
Number of unique pages may include visited pages that use query parameters.

Webpage Conformance: Snapshot

Department of Defense

Conformance of Self-reported Internet and Intranet Webpages Tested
Department of Defense | February 2021



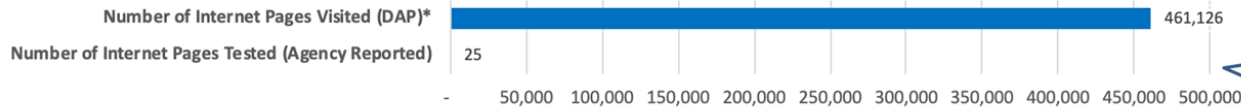
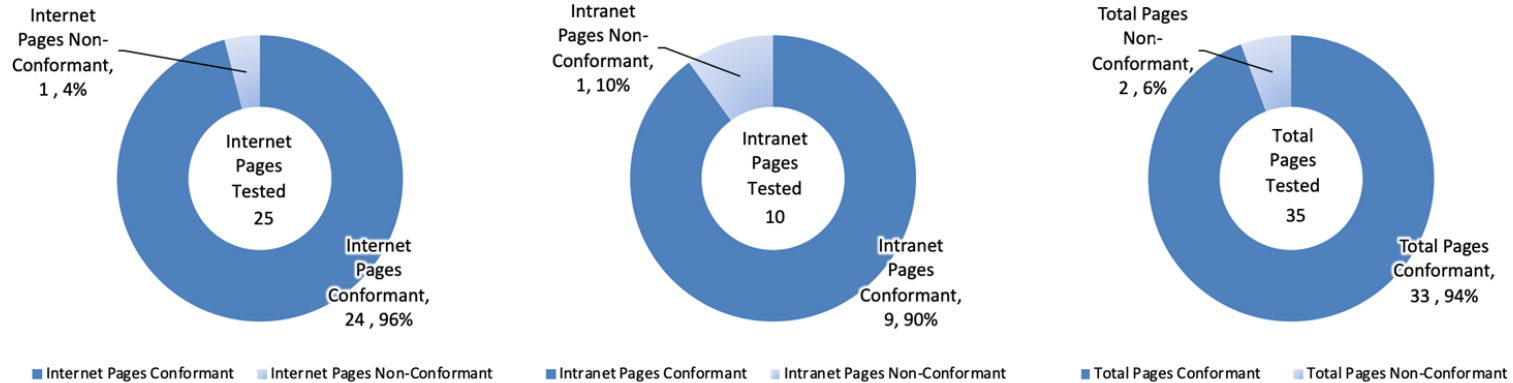
7% of DOD's internet pages visited during the past 6 months* were tested for accessibility.

*Number of pages visited between Sep 1, 2020 through Feb 28, 2021 available from the [Digital Analytics Program](#).
Number of unique pages may include visited pages that use query parameters.

Webpage Conformance: Snapshot

Department of Education

Conformance of Self-reported Internet and Intranet Webpages Tested
Department of Education | February 2021



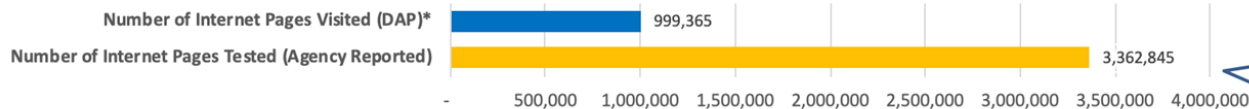
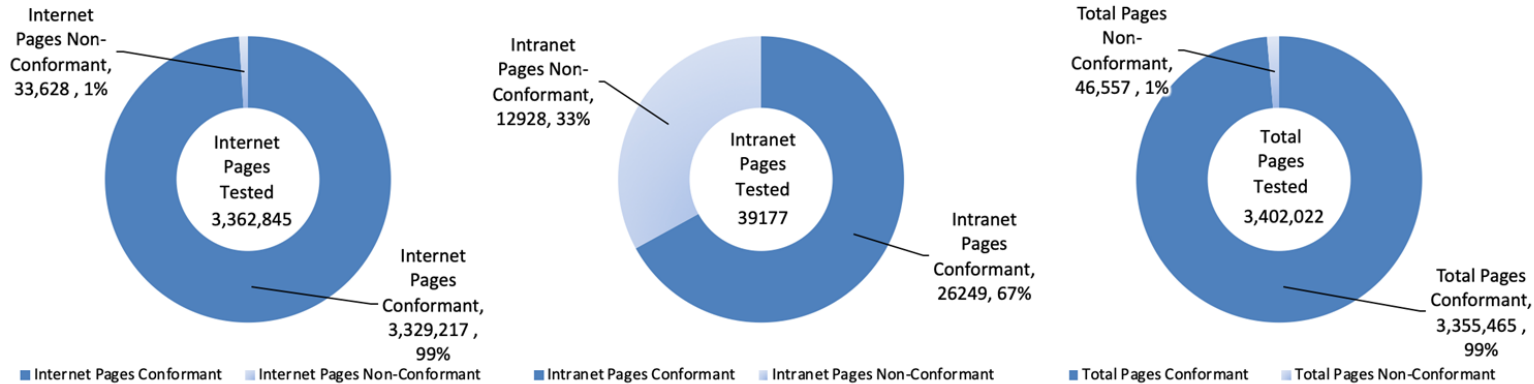
0% of ED's internet pages visited during the past 6 months* were tested for accessibility.

*Number of pages visited between Sep 1, 2020 through Feb 28, 2021 available from the [Digital Analytics Program](#).
Number of unique pages may include visited pages that use query parameters.

Webpage Conformance: Snapshot

Department of Energy

Conformance of Self-reported Internet and Intranet Webpages Tested
Department of Energy | February 2021



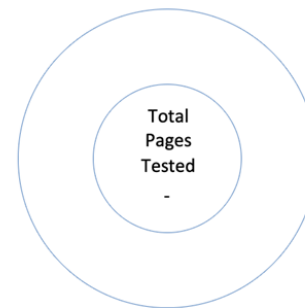
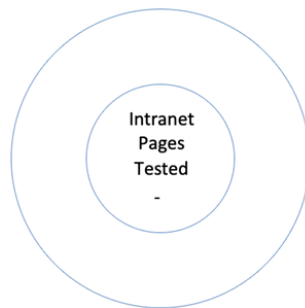
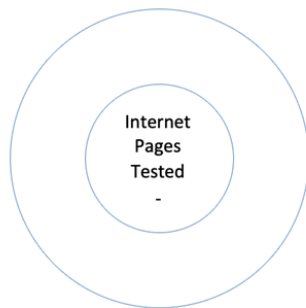
336% of DOE's internet pages visited during the past 6 months* were tested for accessibility.

*Number of pages visited between Sep 1, 2020 through Feb 28, 2021 available from the [Digital Analytics Program](#).
Number of unique pages may include visited pages that use query parameters.

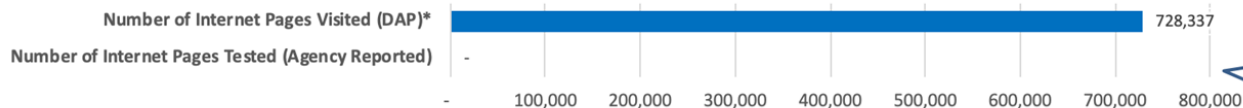
Webpage Conformance: Snapshot

Department of Health and Human Services

Conformance of Self-reported Internet and Intranet Webpages Tested
Department of Health and Human Services | February 2021



■ Internet Pages Conformant ■ Internet Pages Non-Conformant ■ Intranet Pages Conformant ■ Intranet Pages Non-Conformant ■ Total Pages Conformant ■ Total Pages Non-Conformant



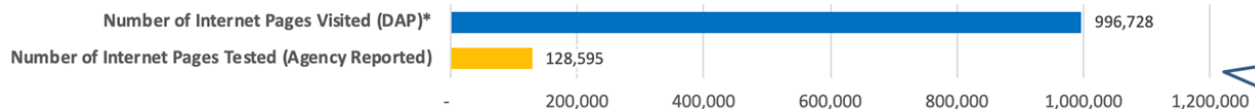
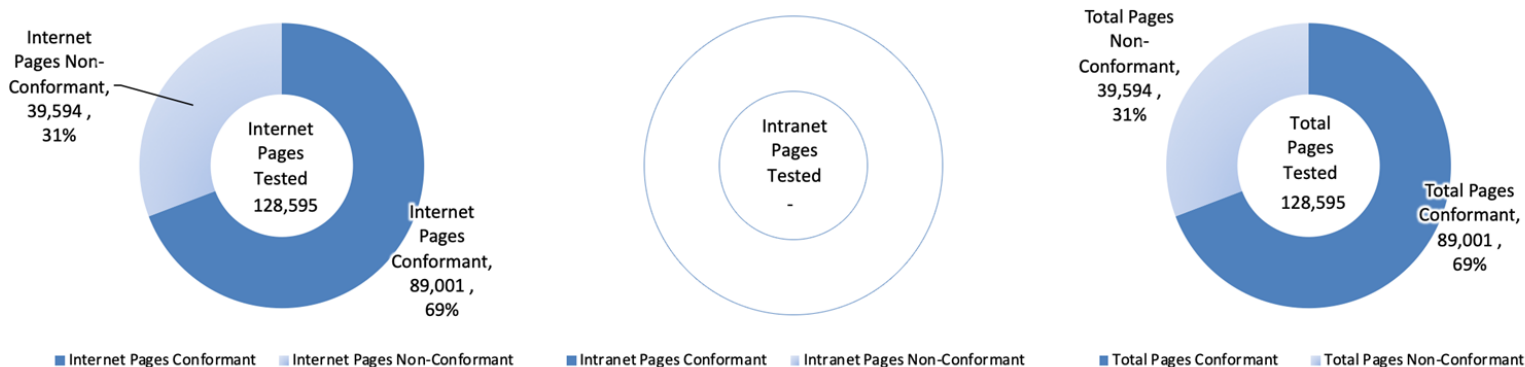
0% of HHS's internet pages visited during the past 6 months* were tested for accessibility.

*Number of pages visited between Sep 1, 2020 through Feb 28, 2021 available from the [Digital Analytics Program](#).
Number of unique pages may include visited pages that use query parameters.

Webpage Conformance: Snapshot

Department of Homeland Security

Conformance of Self-reported Internet and Intranet Webpages Tested
Department of Homeland Security | February 2021



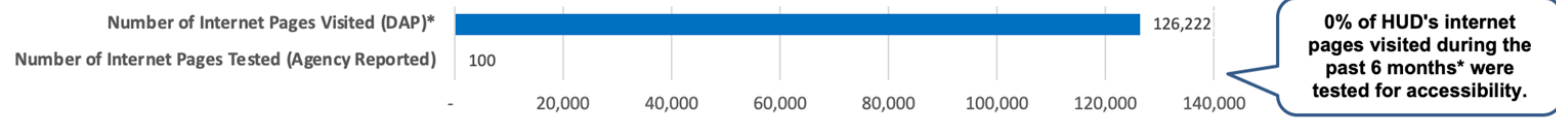
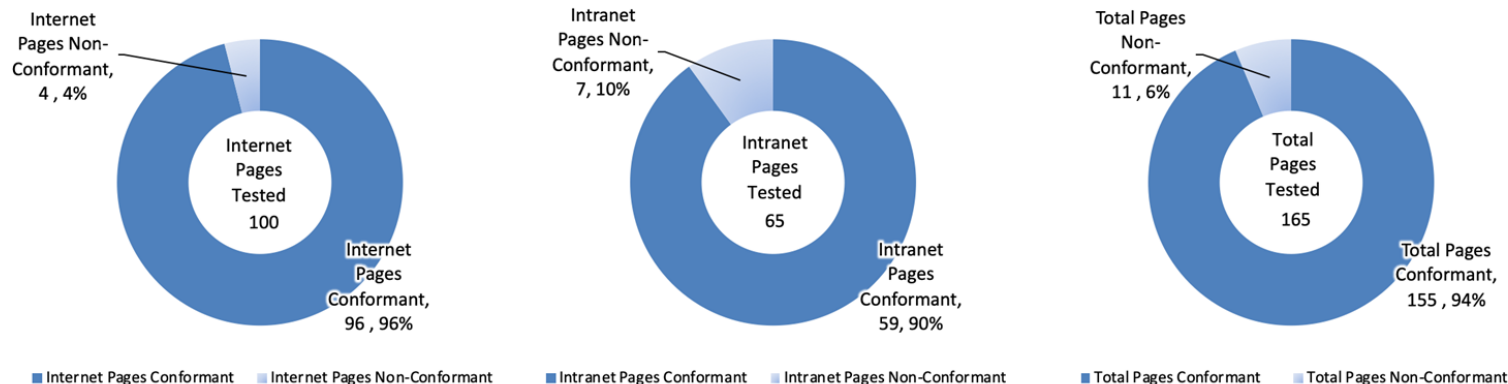
13% of DHS's internet pages visited during the past 6 months* were tested for accessibility.

*Number of pages visited between Sep 1, 2020 through Feb 28, 2021 available from the [Digital Analytics Program](#).
Number of unique pages may include visited pages that use query parameters.

Webpage Conformance: Snapshot

Department of Housing and Urban Development

Conformance of Self-reported Internet and Intranet Webpages Tested
 Department of Housing and Urban Development | February 2021

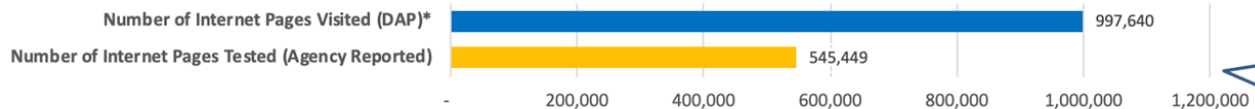
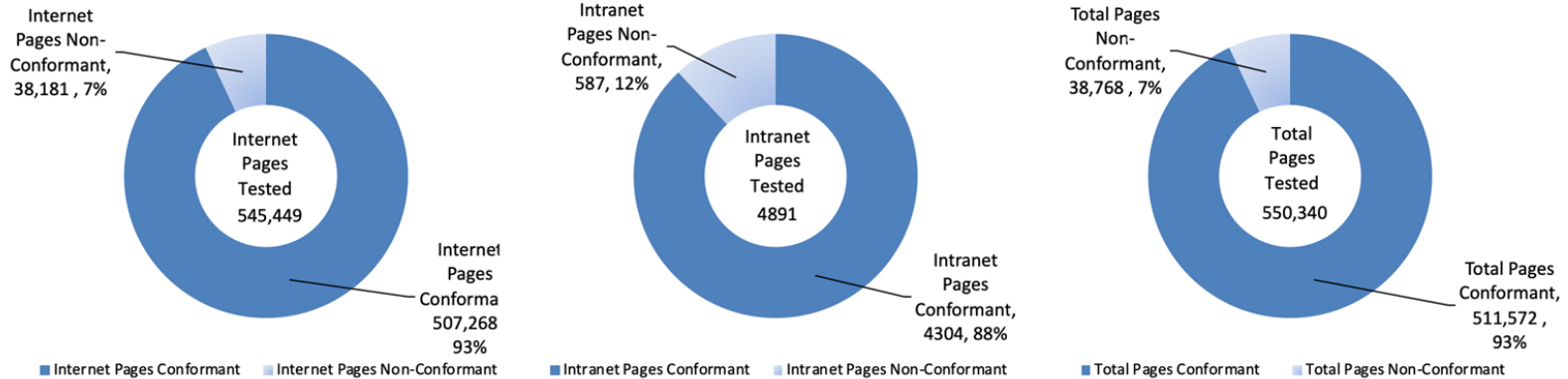


*Number of pages visited between Sep 1, 2020 through Feb 28, 2021 available from the [Digital Analytics Program](#).
 Number of unique pages may include visited pages that use query parameters.

Webpage Conformance: Snapshot

Department of the Interior

Conformance of Self-reported Internet and Intranet Webpages Tested
Department of the Interior | February 2021



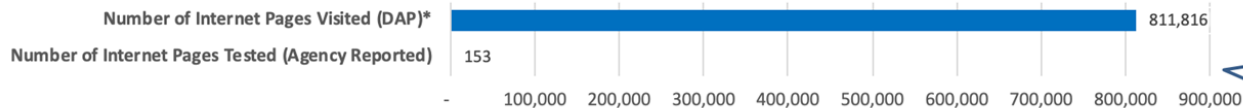

55% of DOI's internet pages visited during the past 6 months* were tested for accessibility.

*Number of pages visited between Sep 1, 2020 through Feb 28, 2021 available from the [Digital Analytics Program](#).
Number of unique pages may include visited pages that use query parameters.

Webpage Conformance: Snapshot

Department of Justice

Conformance of Self-reported Internet and Intranet Webpages Tested
Department of Justice | February 2021



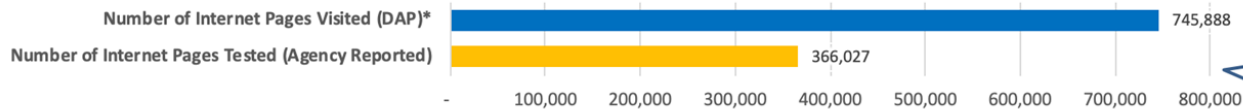

0% of DOJ's internet pages visited during the past 6 months* were tested for accessibility.

*Number of pages visited between Sep 1, 2020 through Feb 28, 2021 available from the [Digital Analytics Program](#).
Number of unique pages may include visited pages that use query parameters.

Webpage Conformance: Snapshot

Department of Labor

Conformance of Self-reported Internet and Intranet Webpages Tested
Department of Labor | February 2021



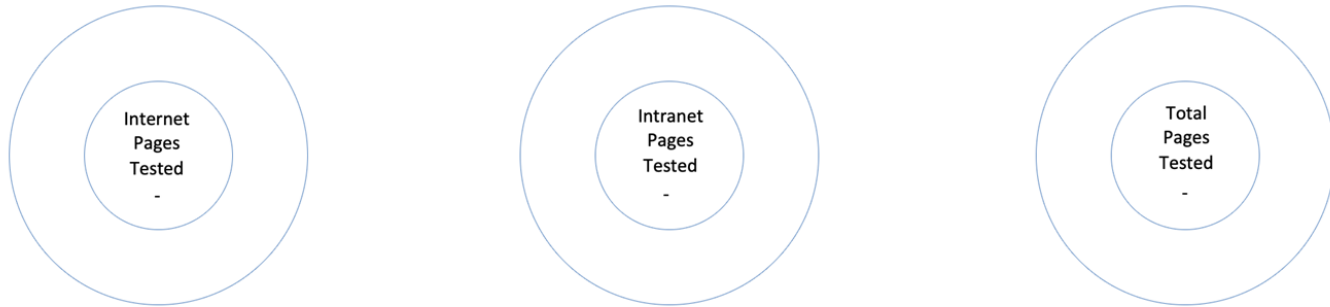
49% of DOL's internet pages visited during the past 6 months* were tested for accessibility.

*Number of pages visited between Sep 1, 2020 through Feb 28, 2021 available from the [Digital Analytics Program](#).
Number of unique pages may include visited pages that use query parameters.

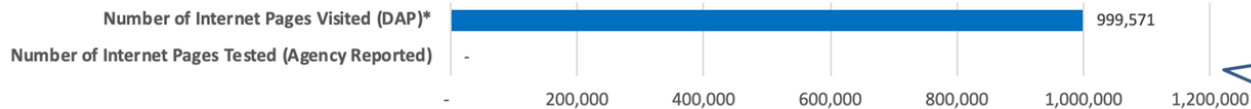
Webpage Conformance: Snapshot

Department of State

Conformance of Self-reported Internet and Intranet Webpages Tested
 Department of State | February 2021



■ Internet Pages Conformant ■ Internet Pages Non-Conformant ■ Intranet Pages Conformant ■ Intranet Pages Non-Conformant ■ Total Pages Conformant ■ Total Pages Non-Conformant



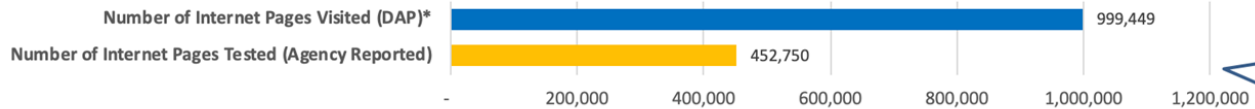
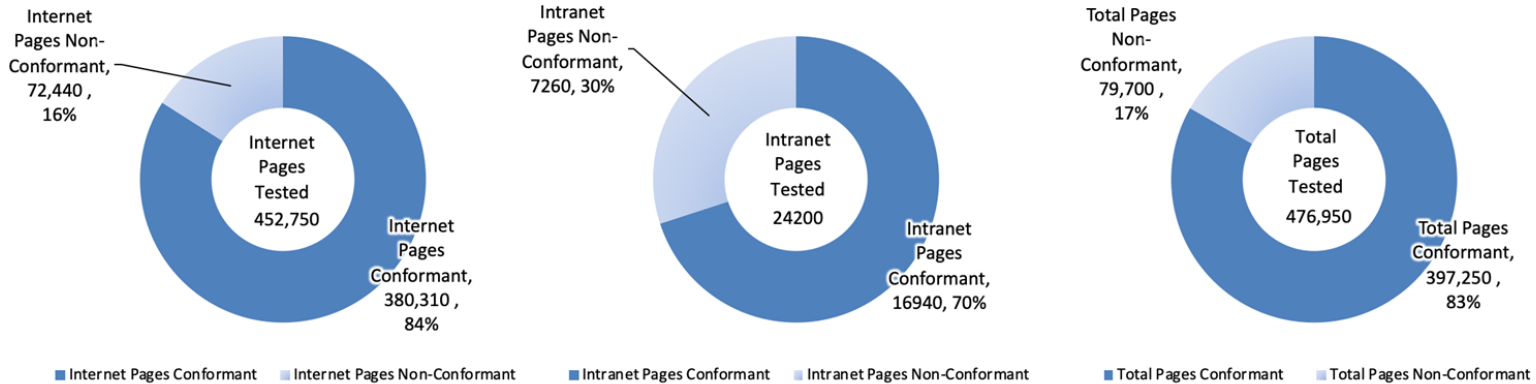
0% of State's internet pages visited during the past 6 months* were tested for accessibility.

*Number of pages visited between Sep 1, 2020 through Feb 28, 2021 available from the [Digital Analytics Program](#).
 Number of unique pages may include visited pages that use query parameters.

Webpage Conformance: Snapshot

Department of Transportation

Conformance of Self-reported Internet and Intranet Webpages Tested
Department of Transportation | February 2021



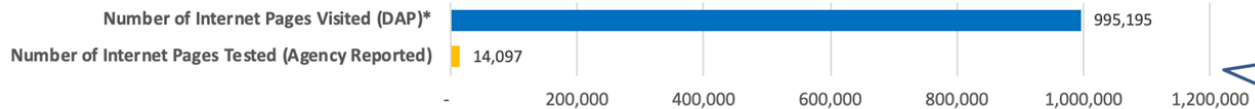
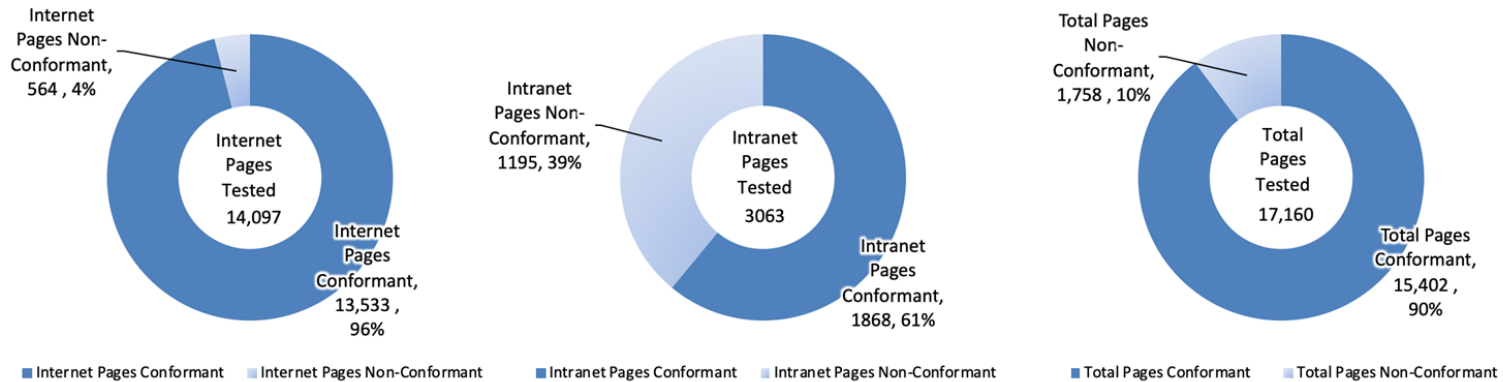
45% of DOT's internet pages visited during the past 6 months* were tested for accessibility.

*Number of pages visited between Sep 1, 2020 through Feb 28, 2021 available from the [Digital Analytics Program](#).
Number of unique pages may include visited pages that use query parameters.

Webpage Conformance: Snapshot

Department of the Treasury

Conformance of Self-reported Internet and Intranet Webpages Tested
Department of the Treasury | February 2021



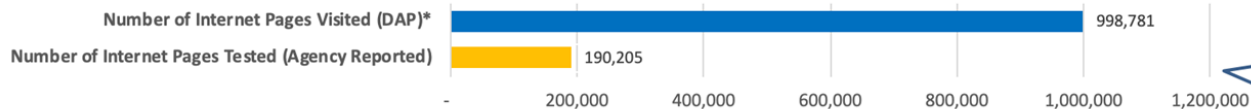
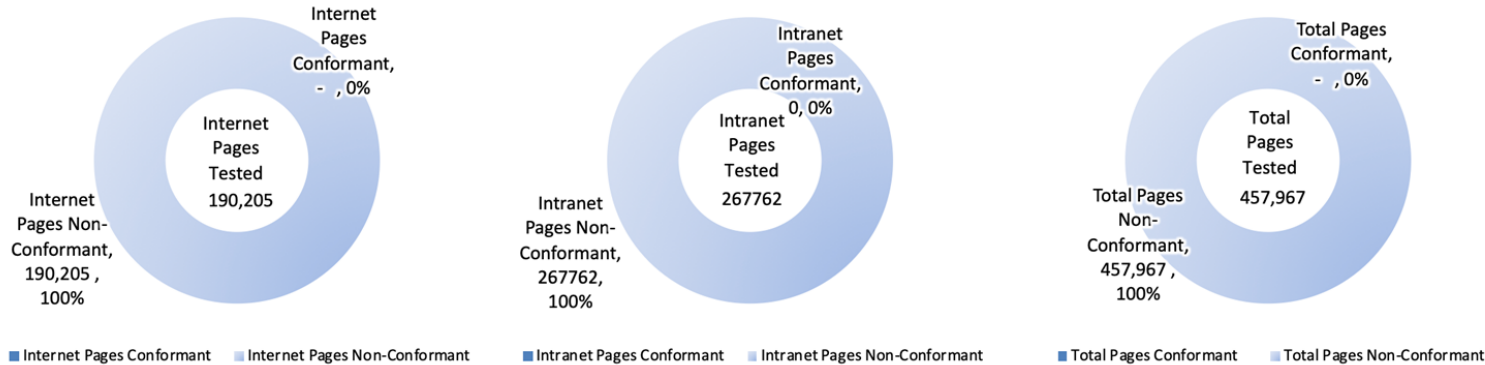
1% of Treasury's internet pages visited during the past 6 months* were tested for accessibility.

*Number of pages visited between Sep 1, 2020 through Feb 28, 2021 available from the [Digital Analytics Program](#).
Number of unique pages may include visited pages that use query parameters.

Webpage Conformance: Snapshot

Department of Veterans Affairs

Conformance of Self-reported Internet and Intranet Webpages Tested
Department of Veterans Affairs | February 2021



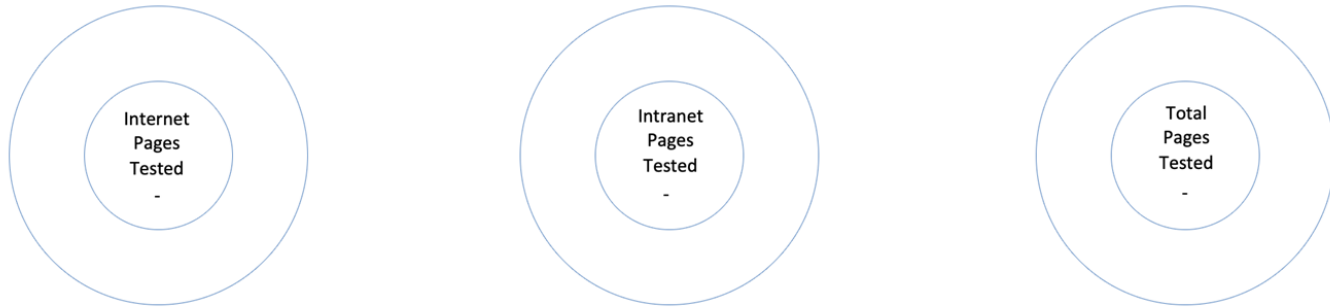
19% of VA's internet pages visited during the past 6 months* were tested for accessibility.

*Number of pages visited between Sep 1, 2020 through Feb 28, 2021 available from the [Digital Analytics Program](#).
Number of unique pages may include visited pages that use query parameters.

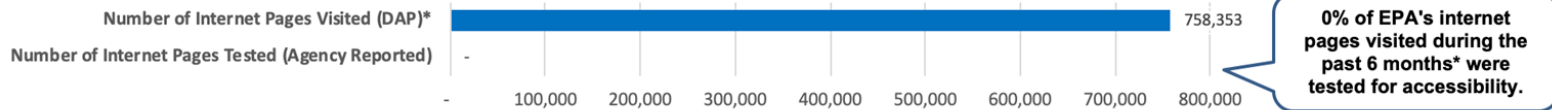
Webpage Conformance: Snapshot

Environmental Protection Agency

Conformance of Self-reported Internet and Intranet Webpages Tested
 Environmental Protection Agency | February 2021



■ Internet Pages Conformant ■ Internet Pages Non-Conformant ■ Intranet Pages Conformant ■ Intranet Pages Non-Conformant ■ Total Pages Conformant ■ Total Pages Non-Conformant

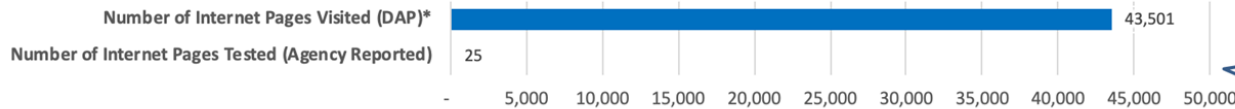
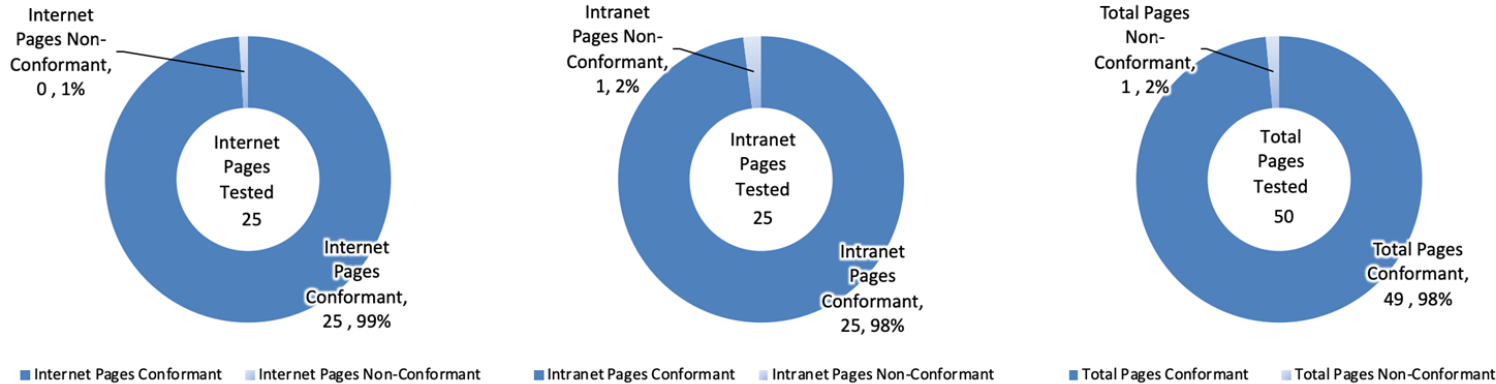


*Number of pages visited between Sep 1, 2020 through Feb 28, 2021 available from the [Digital Analytics Program](#).
 Number of unique pages may include visited pages that use query parameters.

Webpage Conformance: Snapshot

Equal Employment Opportunity Commission

Conformance of Self-reported Internet and Intranet Webpages Tested
 Equal Employment Opportunity Commission | February 2021



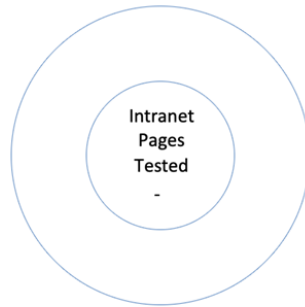
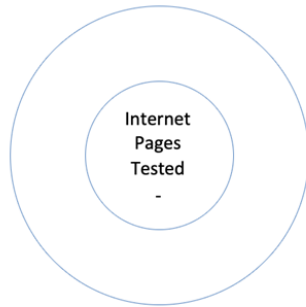
0% of EEOC's internet pages visited during the past 6 months* were tested for accessibility.

*Number of pages visited between Sep 1, 2020 through Feb 28, 2021 available from the [Digital Analytics Program](#).
 Number of unique pages may include visited pages that use query parameters.

Webpage Conformance: Snapshot

Federal Communications Commission

Conformance of Self-reported Internet and Intranet Webpages Tested
Federal Communication Commission | February 2021



■ Internet Pages Conformant
 ■ Internet Pages Non-Conformant
 ■ Intranet Pages Conformant
 ■ Intranet Pages Non-Conformant
 ■ Total Pages Conformant
 ■ Total Pages Non-Conformant



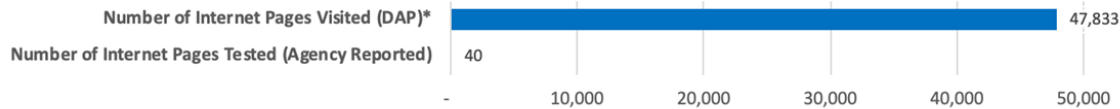
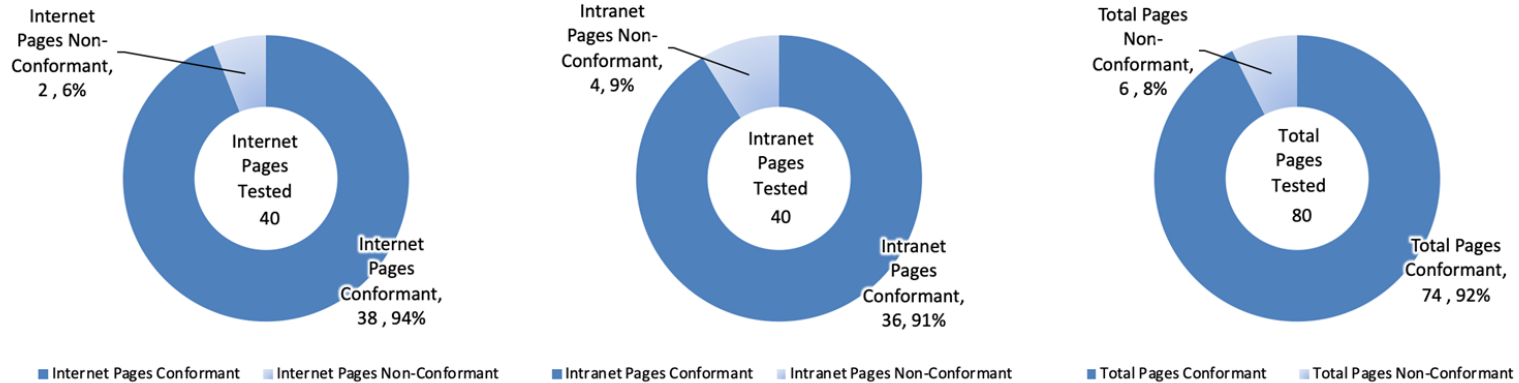
The FCC is not utilizing the GSA Data Analytics Program for web analytics

*Number of pages visited between Sep 1, 2020 through Feb 28, 2021 available from the [Digital Analytics Program](#).
Number of unique pages may include visited pages that use query parameters.

Webpage Conformance: Snapshot

Federal Deposit Insurance Corporation

Conformance of Self-reported Internet and Intranet Webpages Tested
Federal Deposit Insurance Corporation | February 2021



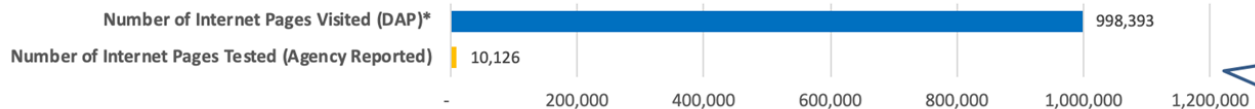

0% of FDIC's internet pages visited during the past 6 months* were tested for accessibility.

*Number of pages visited between Sep 1, 2020 through Feb 28, 2021 available from the [Digital Analytics Program](#).
Number of unique pages may include visited pages that use query parameters.

Webpage Conformance: Snapshot

General Services Administration

Conformance of Self-reported Internet and Intranet Webpages Tested
General Services Administration | February 2021



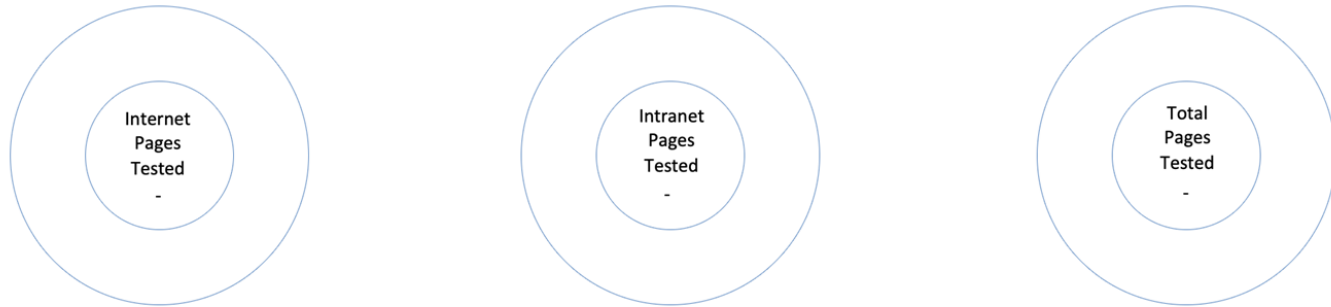
1% of GSA's internet pages visited during the past 6 months* were tested for accessibility.

*Number of pages visited between Sep 1, 2020 through Feb 28, 2021 available from the [Digital Analytics Program](#).
Number of unique pages may include visited pages that use query parameters.

Webpage Conformance: Snapshot

Merit Systems Protection Board

Conformance of Self-reported Internet and Intranet Webpages Tested
Merit Systems Protection Board | February 2021



■ Internet Pages Conformant ■ Internet Pages Non-Conformant ■ Intranet Pages Conformant ■ Intranet Pages Non-Conformant ■ Total Pages Conformant ■ Total Pages Non-Conformant



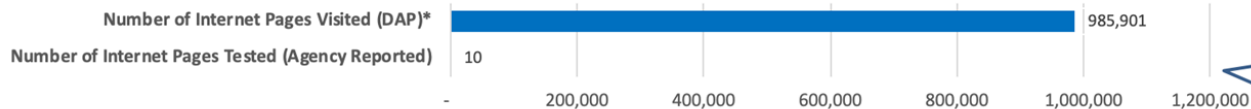
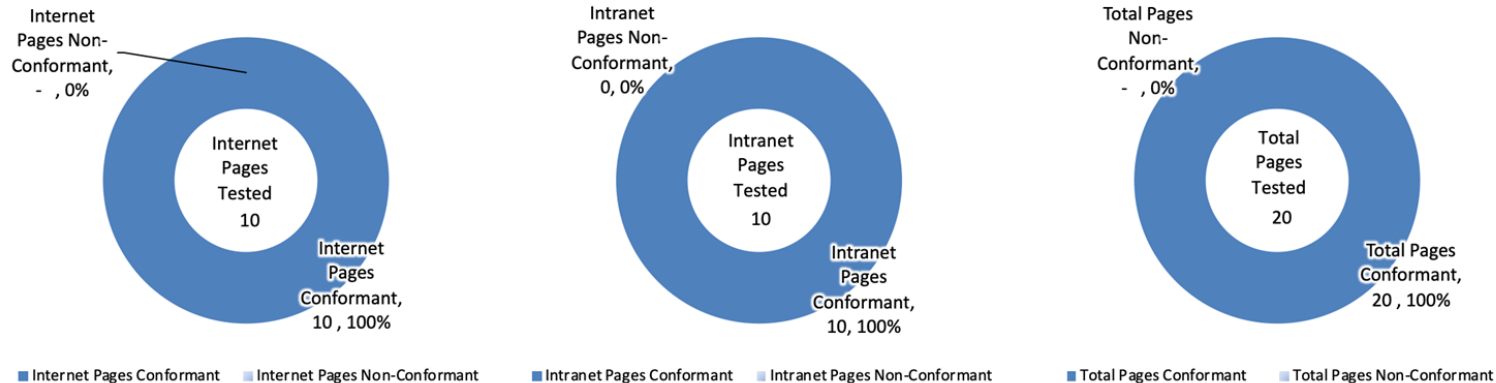
The MSPB is not utilizing the GSA Data Analytics Program for web analytics

*Number of pages visited between Sep 1, 2020 through Feb 28, 2021 available from the [Digital Analytics Program](#).
Number of unique pages may include visited pages that use query parameters.

Webpage Conformance: Snapshot

National Archives and Records Administration

Conformance of Self-reported Internet and Intranet Webpages Tested
National Archives and Records Administration | February 2021

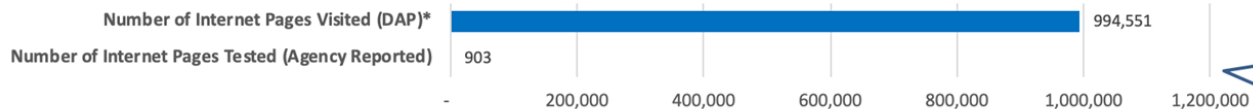



*Number of pages visited between Sep 1, 2020 through Feb 28, 2021 available from the [Digital Analytics Program](#).
Number of unique pages may include visited pages that use query parameters.

Webpage Conformance: Snapshot

National Aeronautics and Space Administration

Conformance of Self-reported Internet and Intranet Webpages Tested
National Aeronautics and Space Administration | February 2021



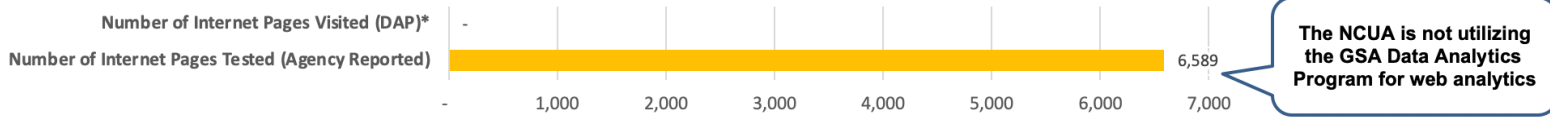
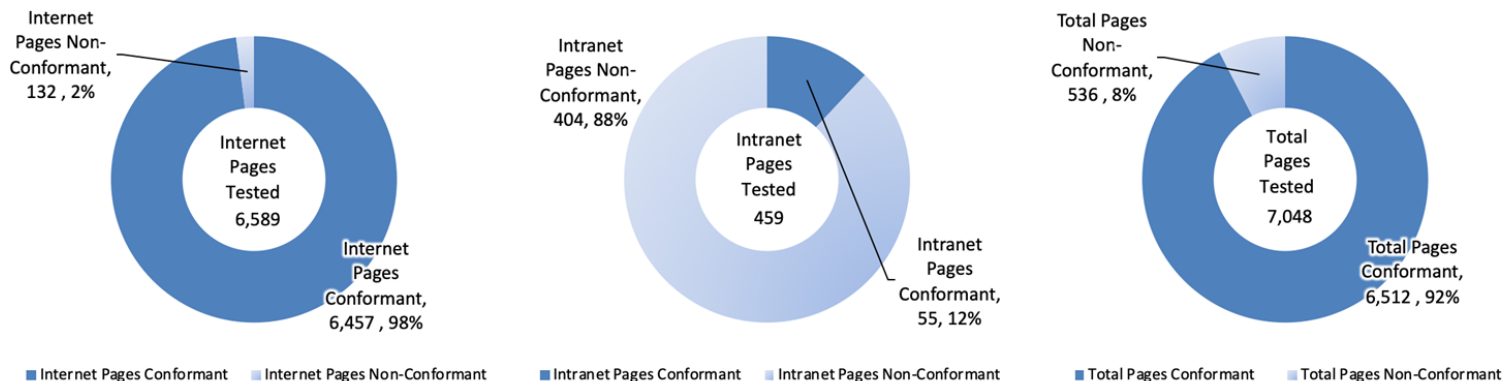
0% of NASA's internet pages visited during the past 6 months* were tested for accessibility.

*Number of pages visited between Sep 1, 2020 through Feb 28, 2021 available from the [Digital Analytics Program](#).
Number of unique pages may include visited pages that use query parameters.

Webpage Conformance: Snapshot

National Credit Union Administration

Conformance of Self-reported Internet and Intranet Webpages Tested
National Credit Union Administration | February 2021

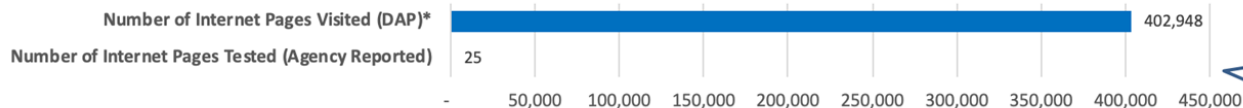
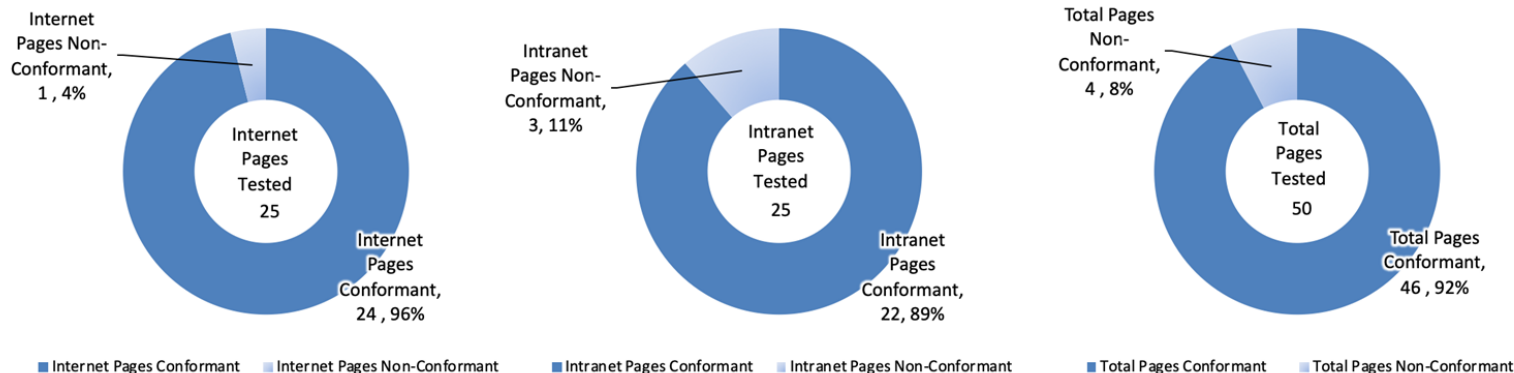


*Number of pages visited between Sep 1, 2020 through Feb 28, 2021 available from the [Digital Analytics Program](#).
Number of unique pages may include visited pages that use query parameters.

Webpage Conformance: Snapshot

National Science Foundation

Conformance of Self-reported Internet and Intranet Webpages Tested
National Science Foundation | February 2021



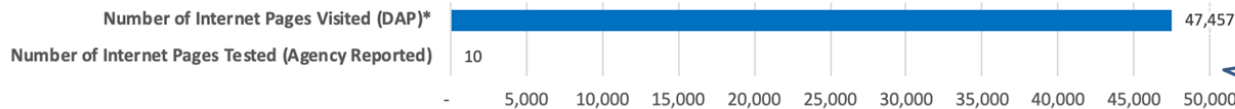
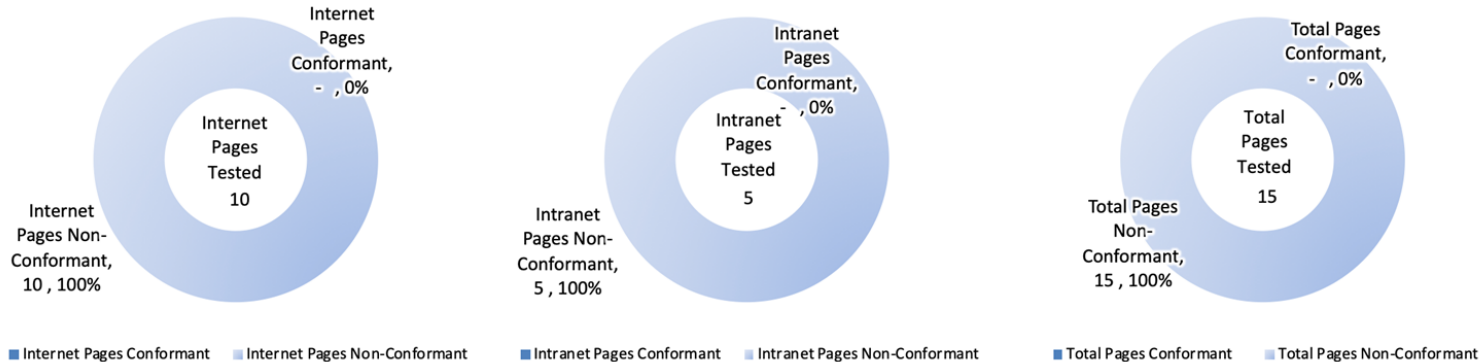
0% of NSF's internet pages visited during the past 6 months* were tested for accessibility.

*Number of pages visited between Sep 1, 2020 through Feb 28, 2021 available from the [Digital Analytics Program](#).
Number of unique pages may include visited pages that use query parameters.

Webpage Conformance: Snapshot

Nuclear Regulatory Commission

Conformance of Self-reported Internet and Intranet Webpages Tested
Nuclear Regulatory Commission | February 2021



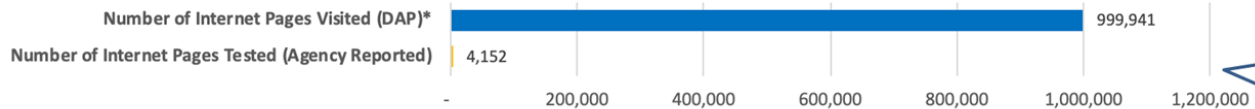
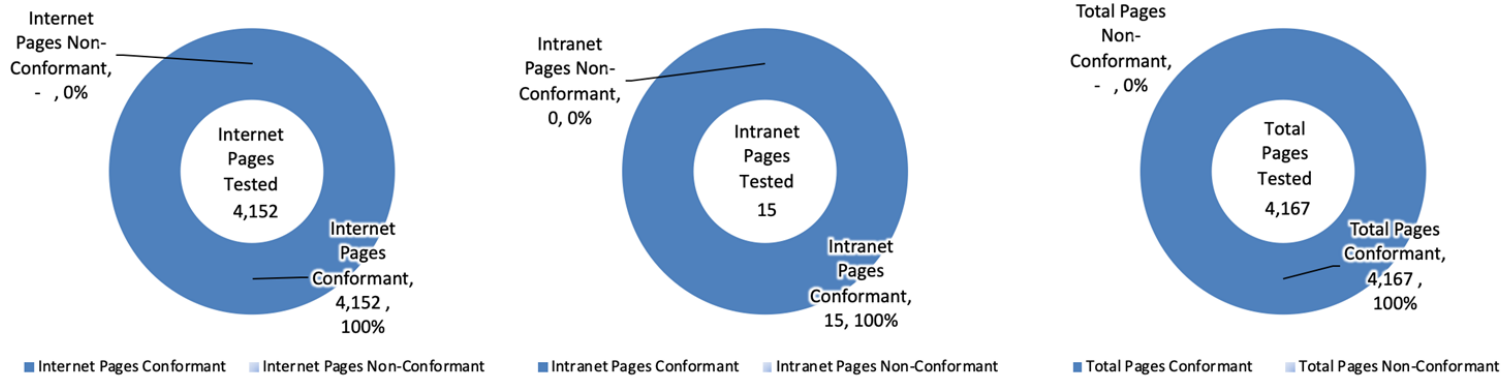
0% of NRC's internet pages visited during the past 6 months* were tested for accessibility.

*Number of pages visited between Sep 1, 2020 through Feb 28, 2021 available from the [Digital Analytics Program](#).
Number of unique pages may include visited pages that use query parameters.

Webpage Conformance: Snapshot

Office of Personnel Management

Conformance of Self-reported Internet and Intranet Webpages Tested
Office of Personnel Management | February 2021



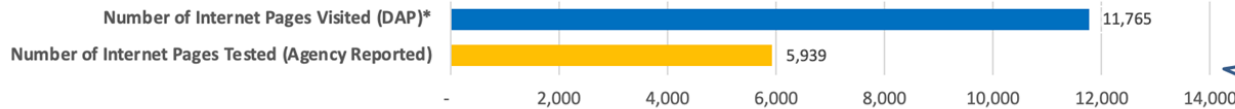

0% of OPM's internet pages visited during the past 6 months* were tested for accessibility.

*Number of pages visited between Sep 1, 2020 through Feb 28, 2021 available from the [Digital Analytics Program](#).
Number of unique pages may include visited pages that use query parameters.

Webpage Conformance: Snapshot

Pension Benefit Guaranty Corporation

Conformance of Self-reported Internet and Intranet Webpages Tested
Pension Benefit Guaranty Corporation | February 2021



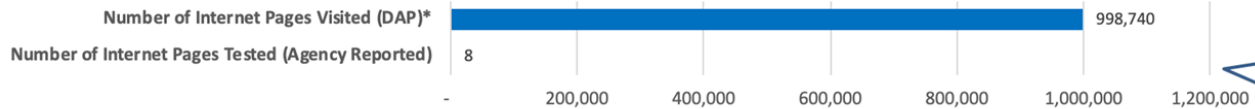
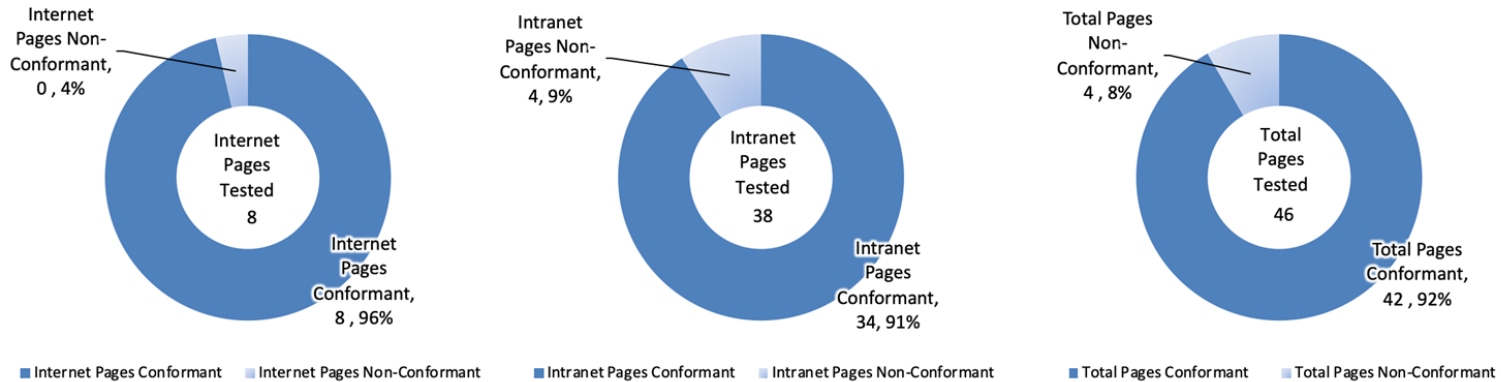
50% of PBGC's internet pages visited during the past 6 months* were tested for accessibility.

*Number of pages visited between Sep 1, 2020 through Feb 28, 2021 available from the [Digital Analytics Program](#).
Number of unique pages may include visited pages that use query parameters.

Webpage Conformance: Snapshot

Securities and Exchange Commission

Conformance of Self-reported Internet and Intranet Webpages Tested
 Securities and Exchange Commission | February 2021



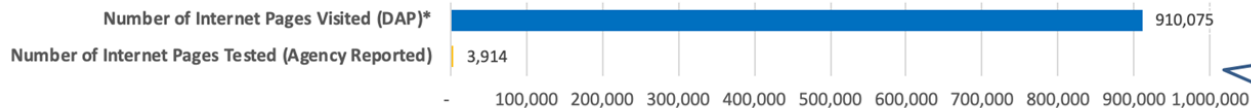
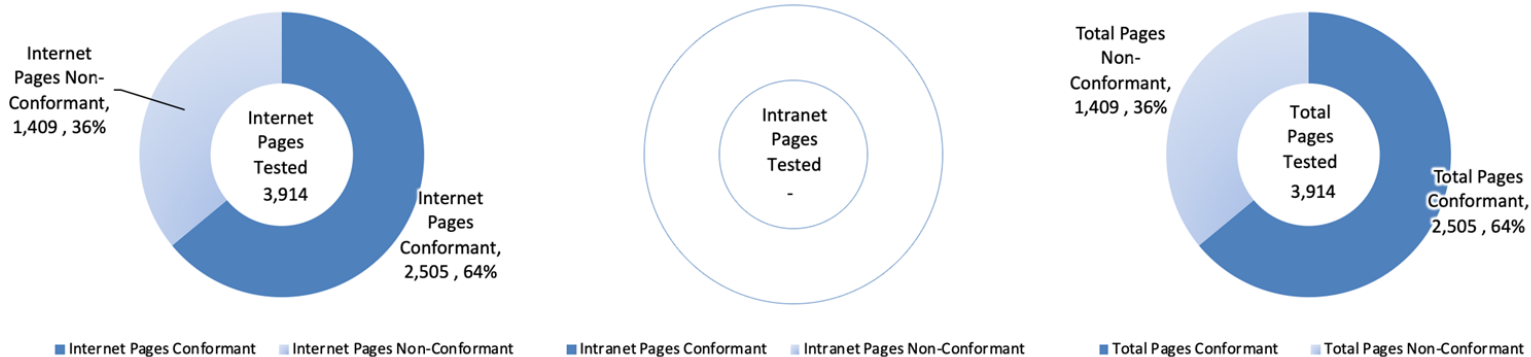
0% of SEC's internet pages visited during the past 6 months* were tested for accessibility.

*Number of pages visited between Sep 1, 2020 through Feb 28, 2021 available from the [Digital Analytics Program](#).
 Number of unique pages may include visited pages that use query parameters.

Webpage Conformance: Snapshot

Small Business Administration

Conformance of Self-reported Internet and Intranet Webpages Tested
Small Business Administration | February 2021



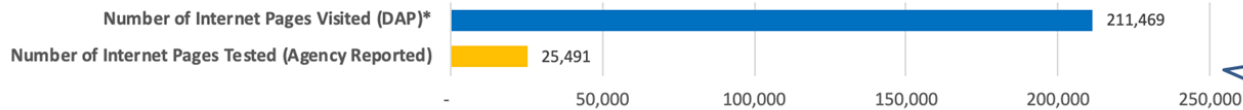
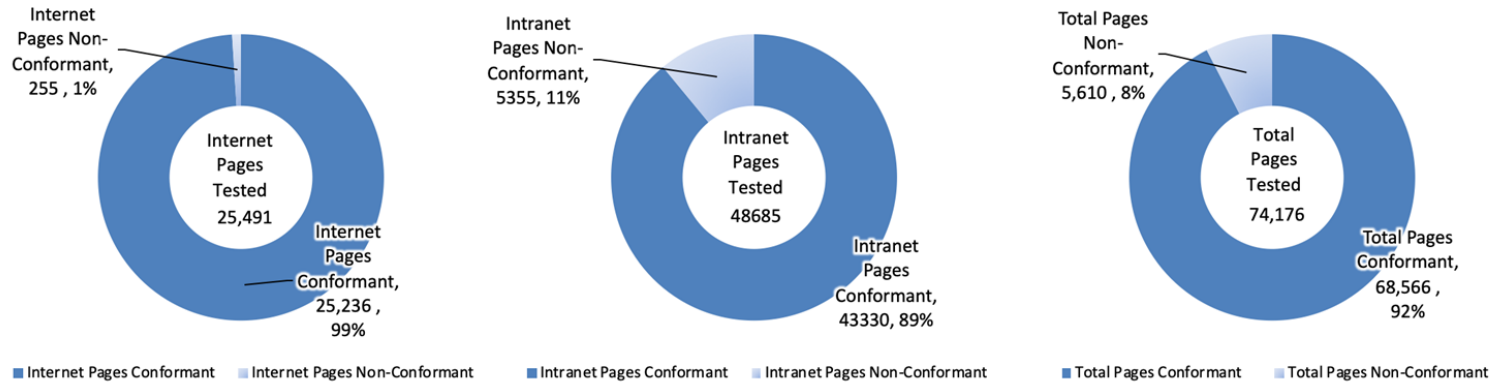
0% of SBA's internet pages visited during the past 6 months* were tested for accessibility.

*Number of pages visited between Sep 1, 2020 through Feb 28, 2021 available from the [Digital Analytics Program](#).
Number of unique pages may include visited pages that use query parameters.

Webpage Conformance: Snapshot

Social Security Administration

Conformance of Self-reported Internet and Intranet Webpages Tested
Social Security Administration | February 2021



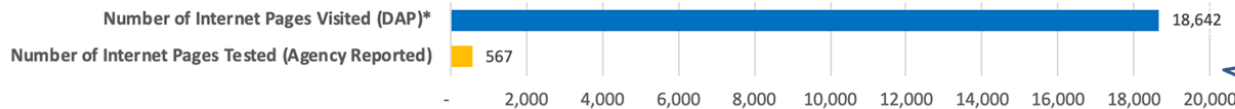

12% of SSA's internet pages visited during the past 6 months* were tested for accessibility.

*Number of pages visited between Sep 1, 2020 through Feb 28, 2021 available from the [Digital Analytics Program](#).
Number of unique pages may include visited pages that use query parameters.

Webpage Conformance: Snapshot

United States Access Board

Conformance of Self-reported Internet and Intranet Webpages Tested
U.S. Access Board | February 2021



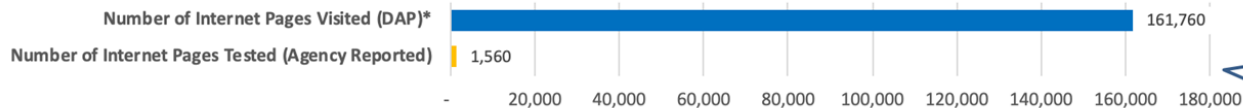

3% of USAB's internet pages visited during the past 6 months* were tested for accessibility.

*Number of pages visited between Sep 1, 2020 through Feb 28, 2021 available from the [Digital Analytics Program](#).
Number of unique pages may include visited pages that use query parameters.

Webpage Conformance: Snapshot

United States Agency for International Development

Conformance of Self-reported Internet and Intranet Webpages Tested
Agency for International Development | February 2021



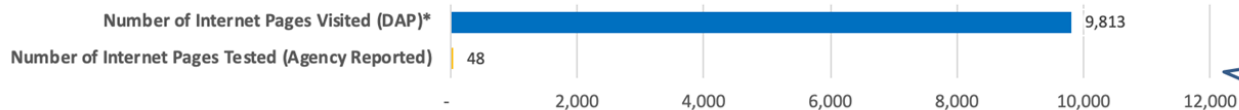
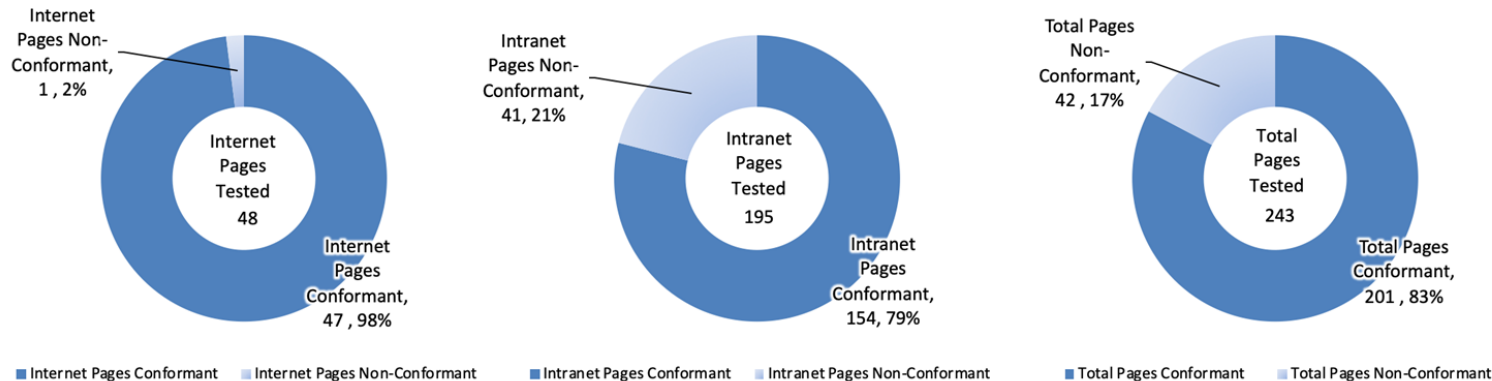
1% of USAID's internet pages visited during the past 6 months* were tested for accessibility.

*Number of pages visited between Sep 1, 2020 through Feb 28, 2021 available from the [Digital Analytics Program](#).
Number of unique pages may include visited pages that use query parameters.

Webpage Conformance: Snapshot

United States International Trade Commission

Conformance of Self-reported Internet and Intranet Webpages Tested
U.S. International Trade Commission | February 2021



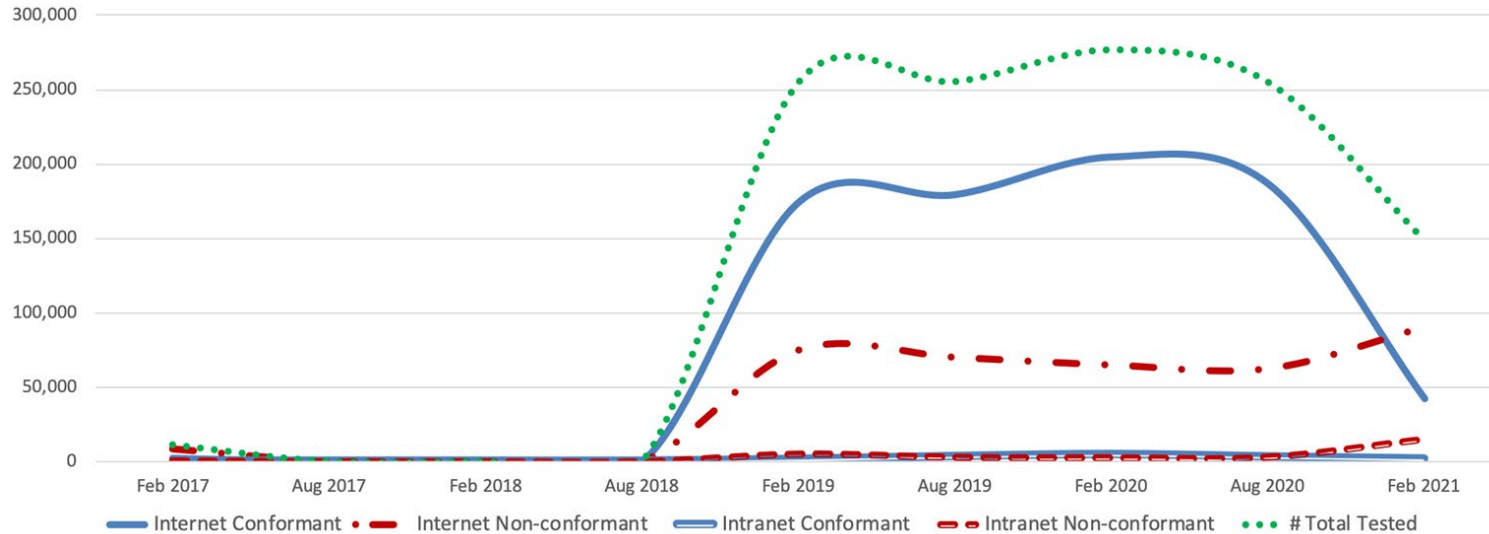
0% of USITC's internet pages visited during the past 6 months* were tested for accessibility.

*Number of pages visited between Sep 1, 2020 through Feb 28, 2021 available from the [Digital Analytics Program](#).
Number of unique pages may include visited pages that use query parameters.

Webpage Conformance: Trend Line

Department of Agriculture

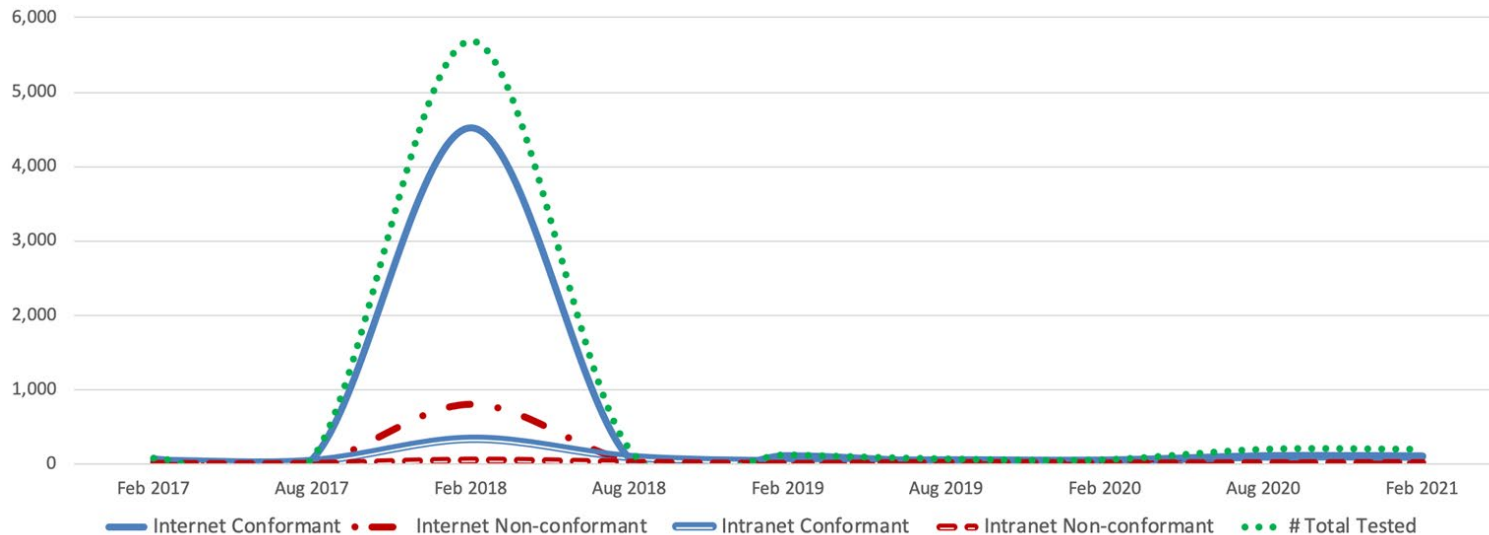
Conformance of Self-reported Internet and Intranet Webpages Tested over 9 Reporting Cycles
Department of Agriculture | Feb 2017 - Feb 2021



Webpage Conformance: Trend Line

Department of Commerce

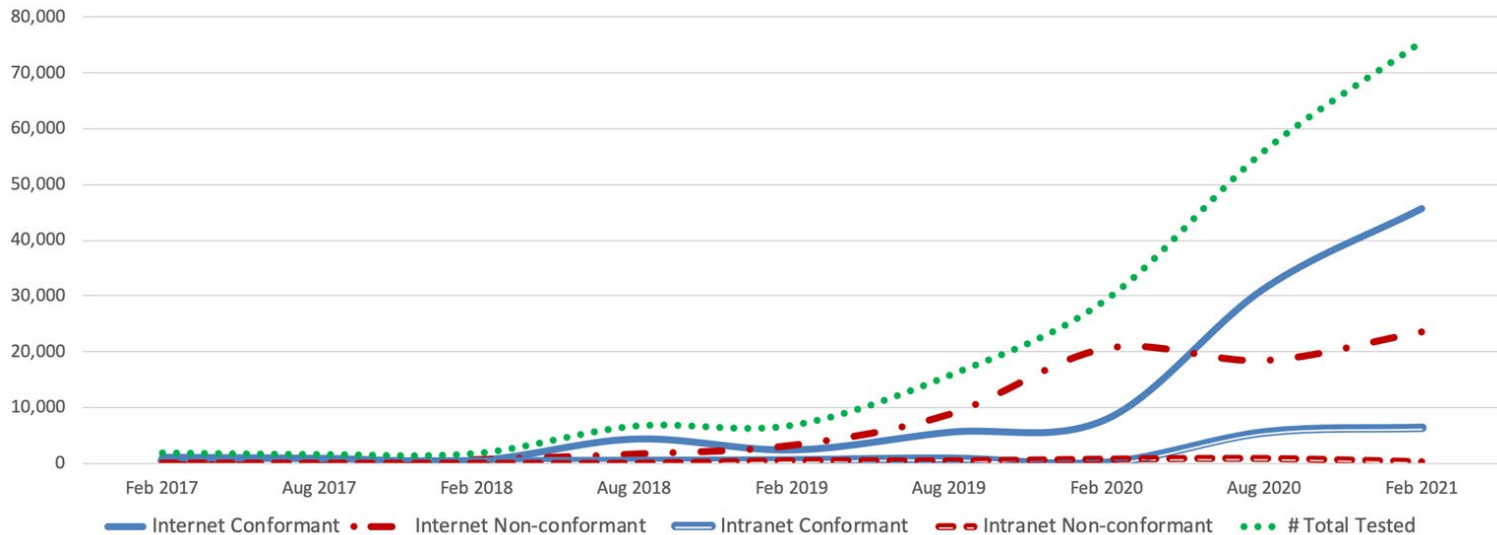
Conformance of Self-reported Internet and Intranet Webpages Tested over 9 Reporting Cycles
 Department of Commerce | Feb 2017 - Feb 2021



Webpage Conformance: Trend Line

Department of Defense

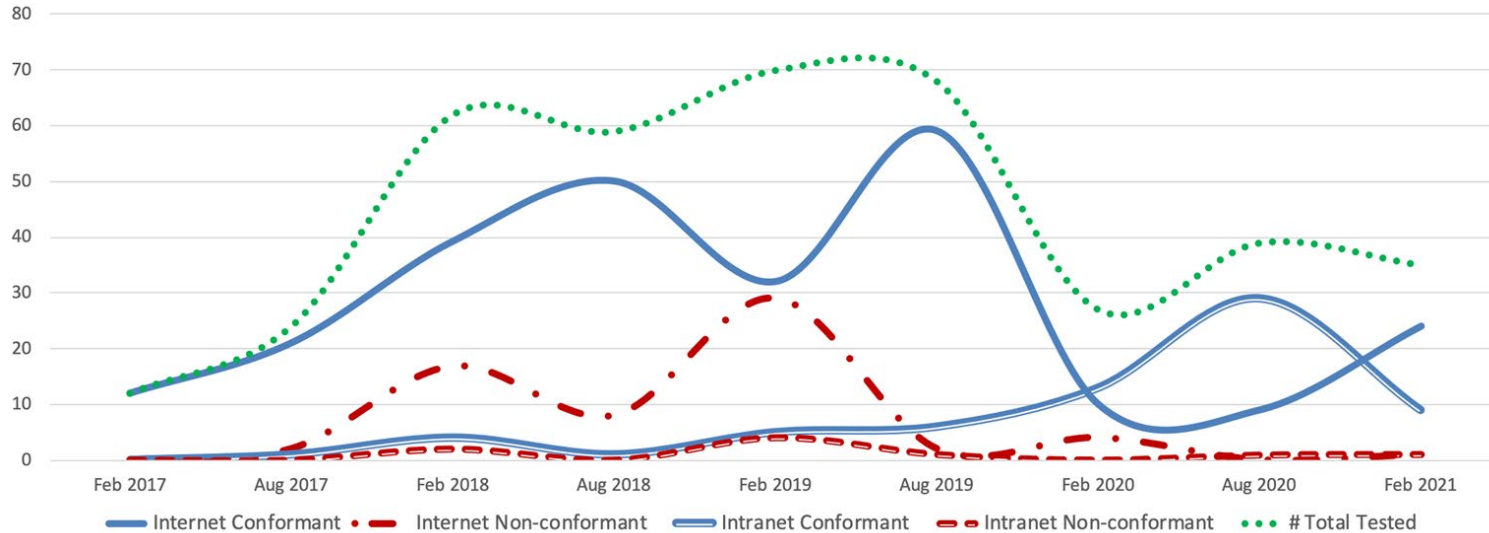
Conformance of Self-reported Internet and Intranet Webpages Tested over 9 Reporting Cycles
Department of Defense | Feb 2017 - Feb 2021



Webpage Conformance: Trend Line

Department of Education

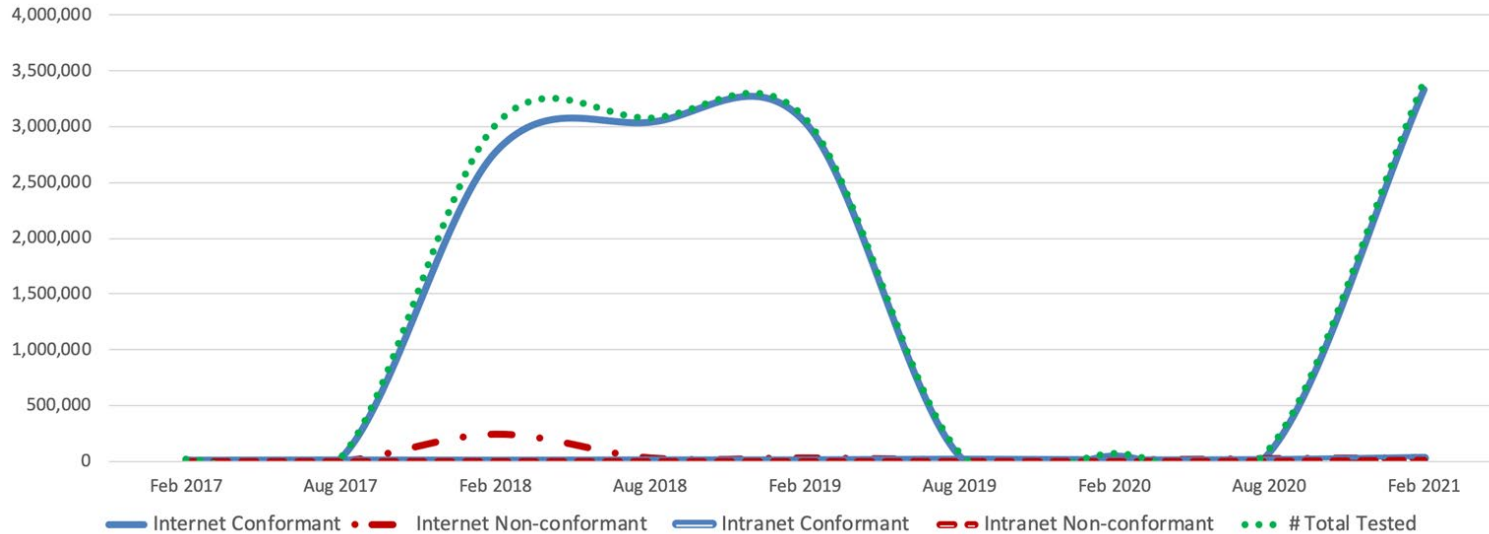
Conformance of Self-reported Internet and Intranet Webpages Tested over 9 Reporting Cycles
Department of Education | Feb 2017 - Feb 2021



Webpage Conformance: Trend Line

Department of Energy

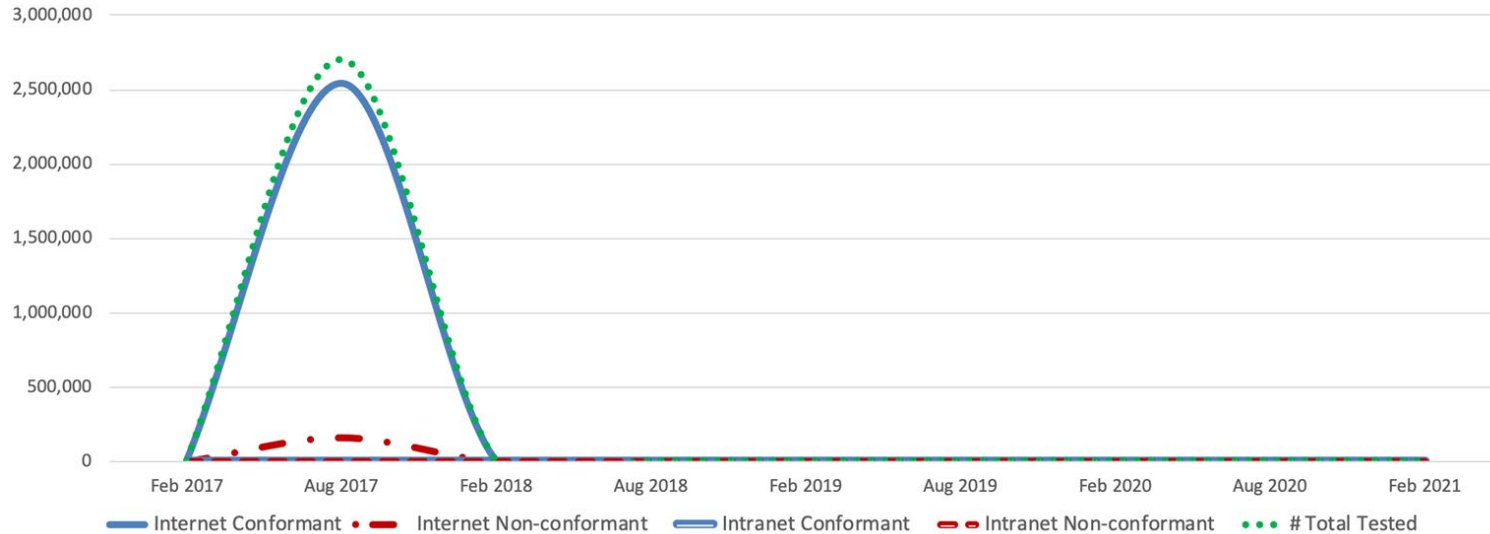
Conformance of Self-reported Internet and Intranet Webpages Tested over 9 Reporting Cycles
Department of Energy | Feb 2017 - Feb 2021



Webpage Conformance: Trend Line

Department of Health and Human Services

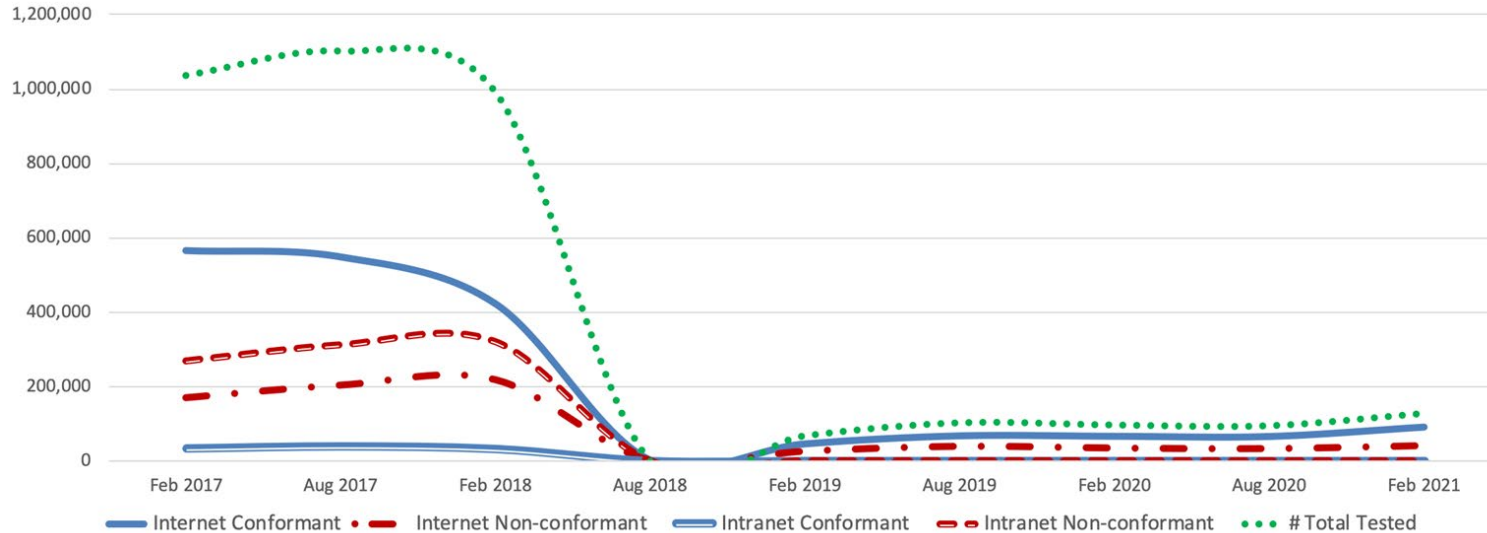
Conformance of Self-reported Internet and Intranet Webpages Tested over 9 Reporting Cycles
Department of Health and Human Services | Feb 2017 - Feb 2021



Webpage Conformance: Trend Line

Department of Homeland Security

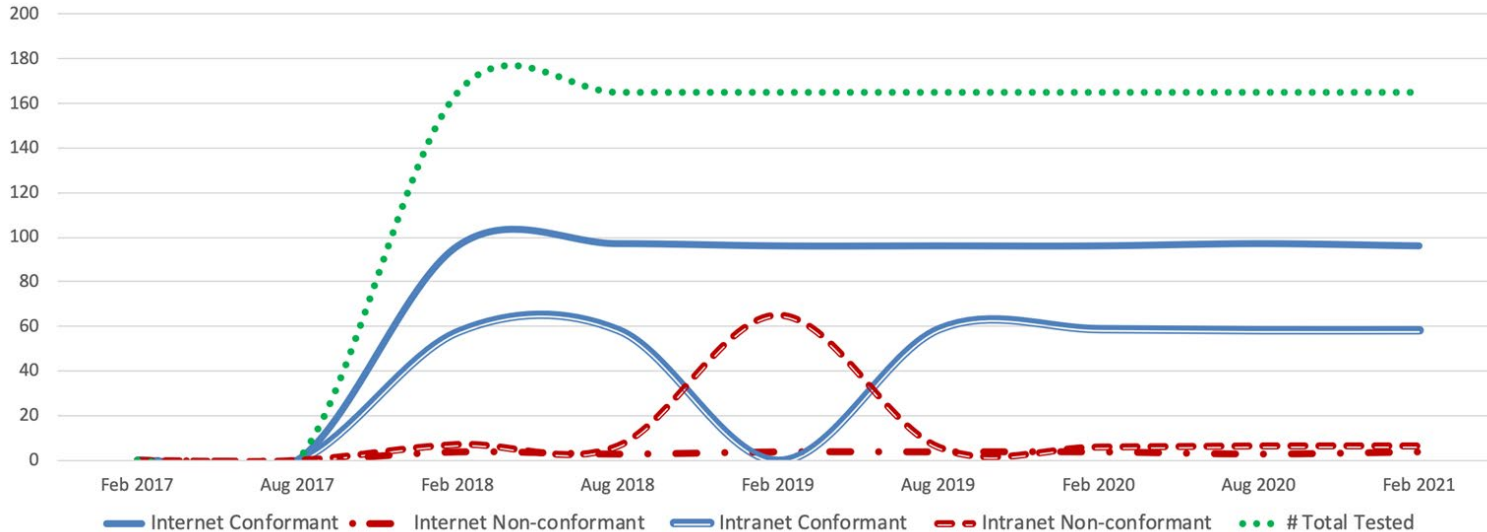
Conformance of Self-reported Internet and Intranet Webpages Tested over 9 Reporting Cycles
Department of Homeland Security | Feb 2017 - Feb 2021



Webpage Conformance: Trend Line

Department of Housing and Urban Development

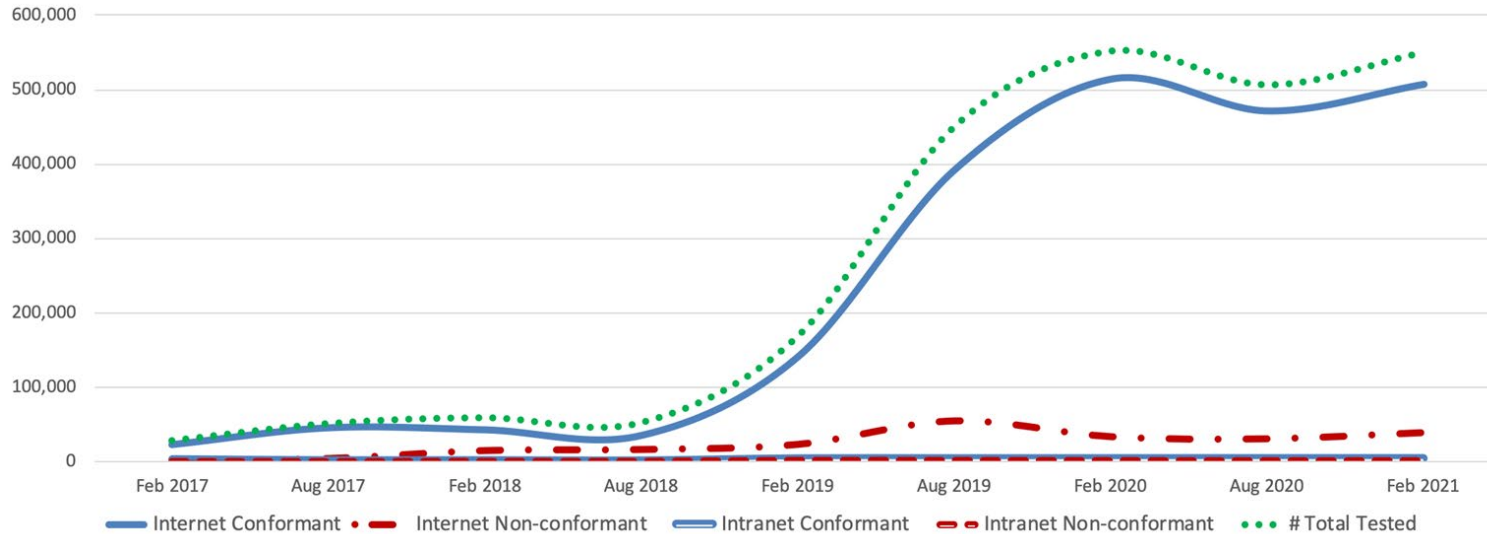
Conformance of Self-reported Internet and Intranet Webpages Tested over 9 Reporting Cycles
Department of Housing and Urban Development | Feb 2017 - Feb 2021



Webpage Conformance: Trend Line

Department of the Interior

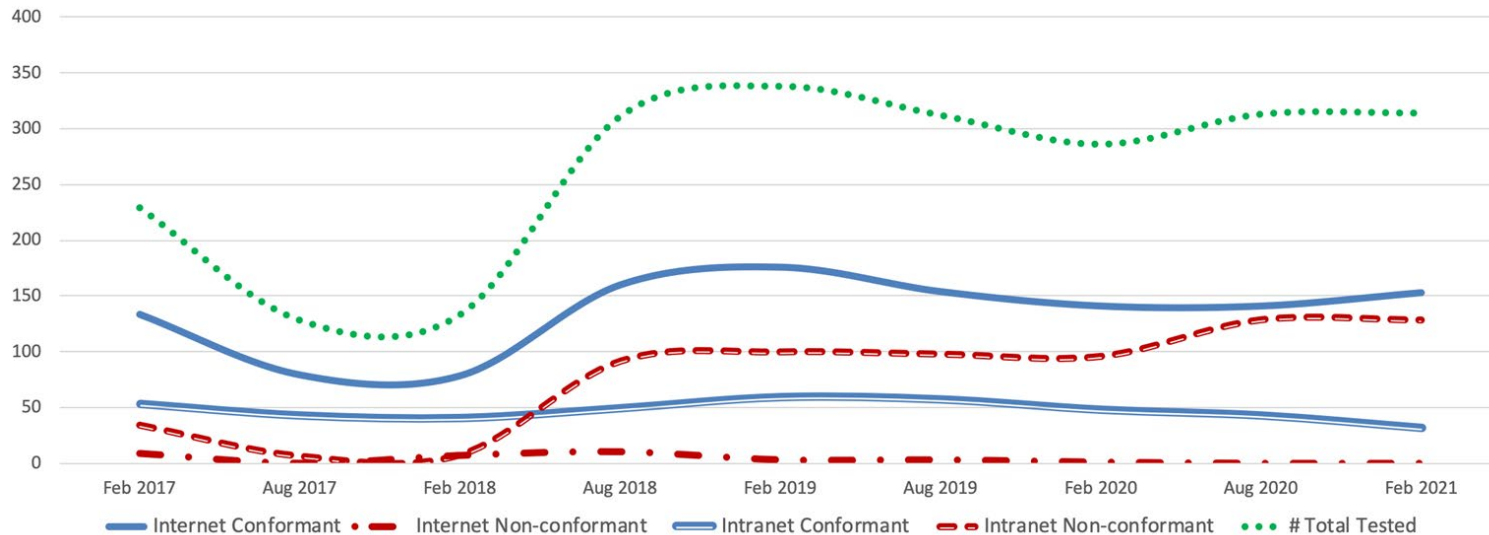
Conformance of Self-reported Internet and Intranet Webpages Tested over 9 Reporting Cycles
Department of the Interior | Feb 2017 - Feb 2021



Webpage Conformance: Trend Line

Department of Justice

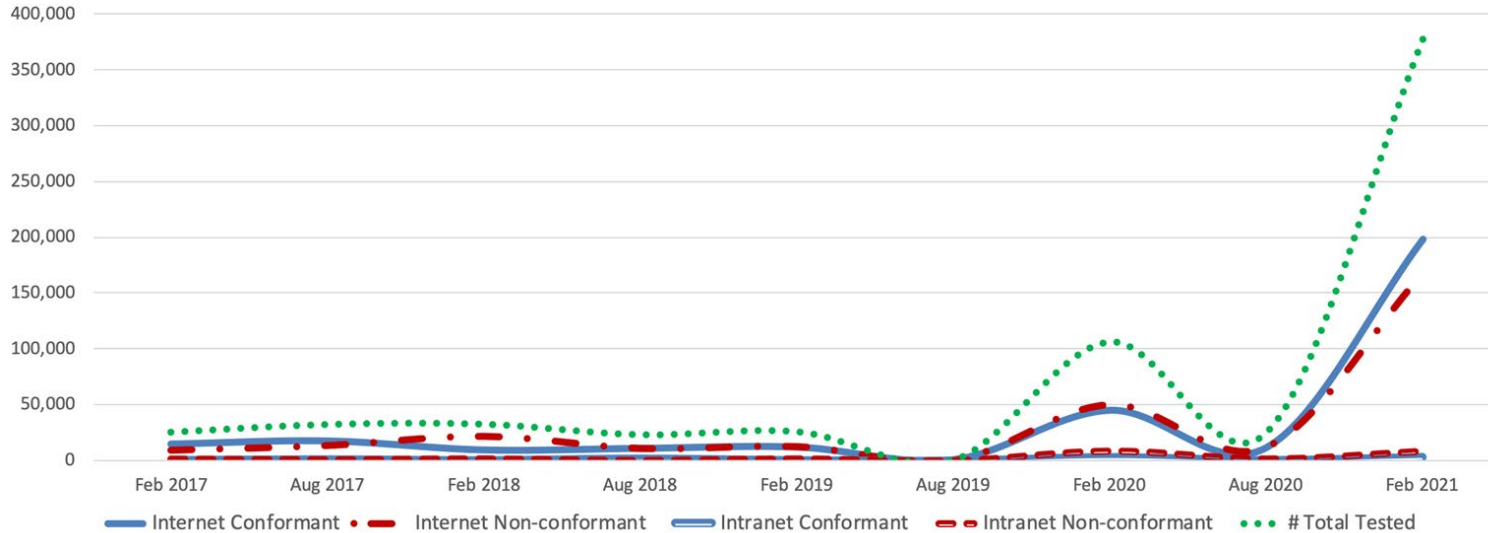
Conformance of Self-reported Internet and Intranet Webpages Tested over 9 Reporting Cycles
 Department of Justice | Feb 2017 - Feb 2021



Webpage Conformance: Trend Line

Department of Labor

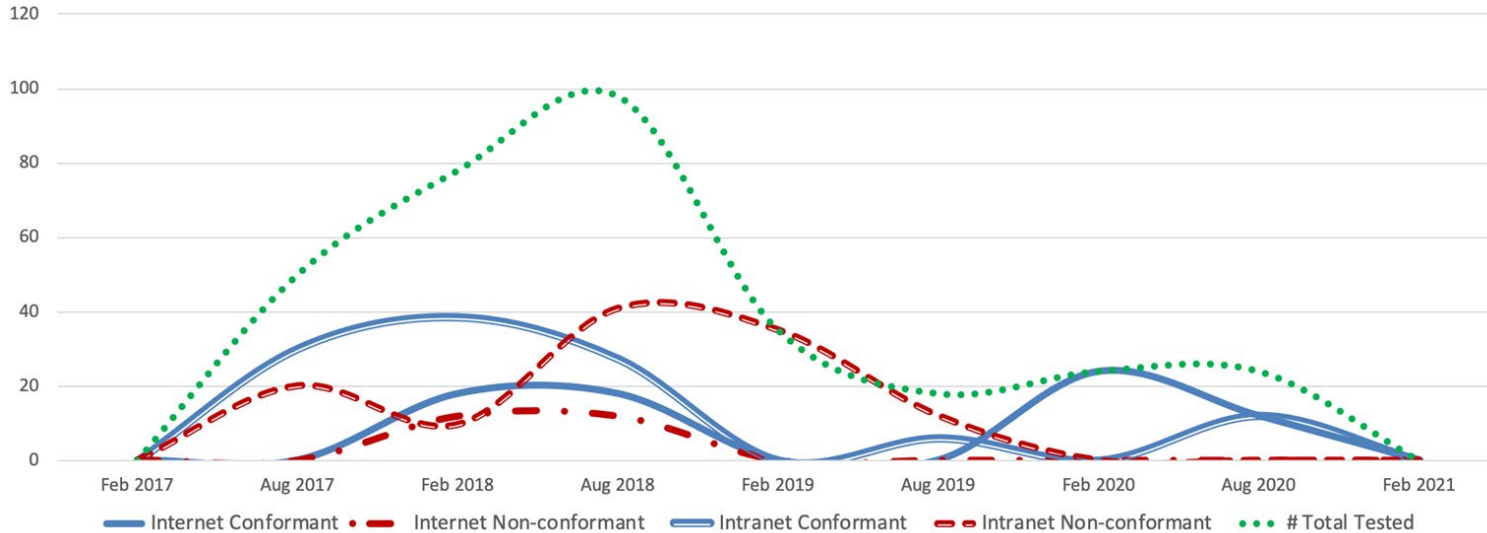
Conformance of Self-reported Internet and Intranet Webpages Tested over 9 Reporting Cycles
Department of Labor | Feb 2017 - Feb 2021



Webpage Conformance: Trend Line

Department of State

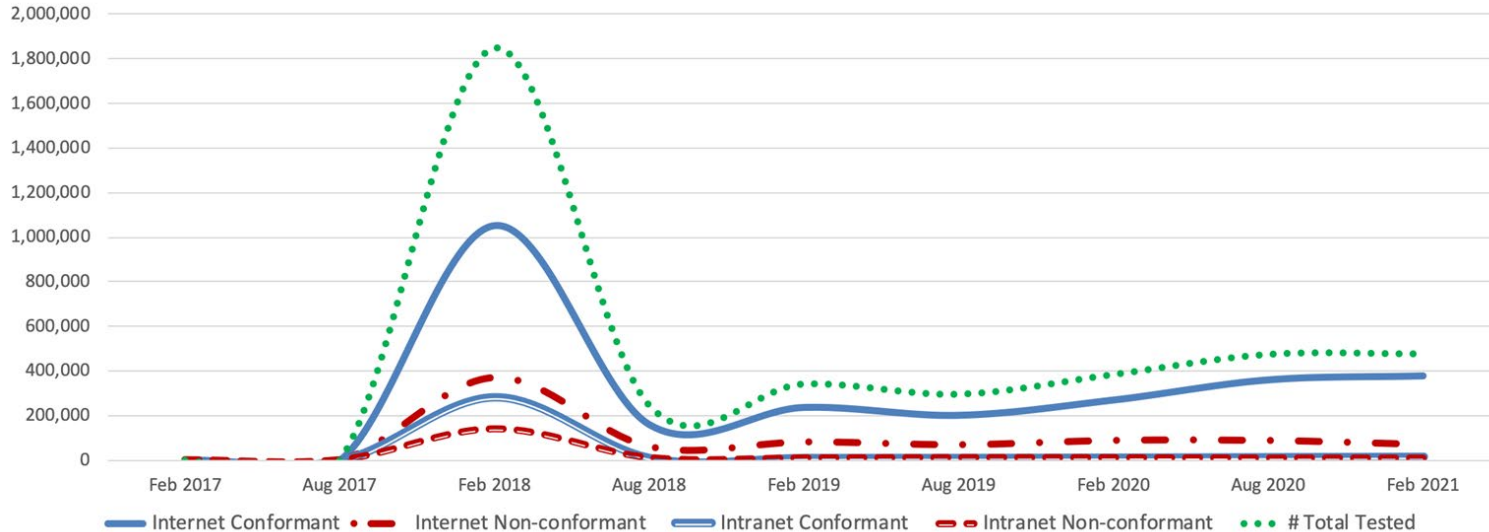
Conformance of Self-reported Internet and Intranet Webpages Tested over 9 Reporting Cycles
Department of State | Feb 2017 - Feb 2021



Webpage Conformance: Trend Line

Department of Transportation

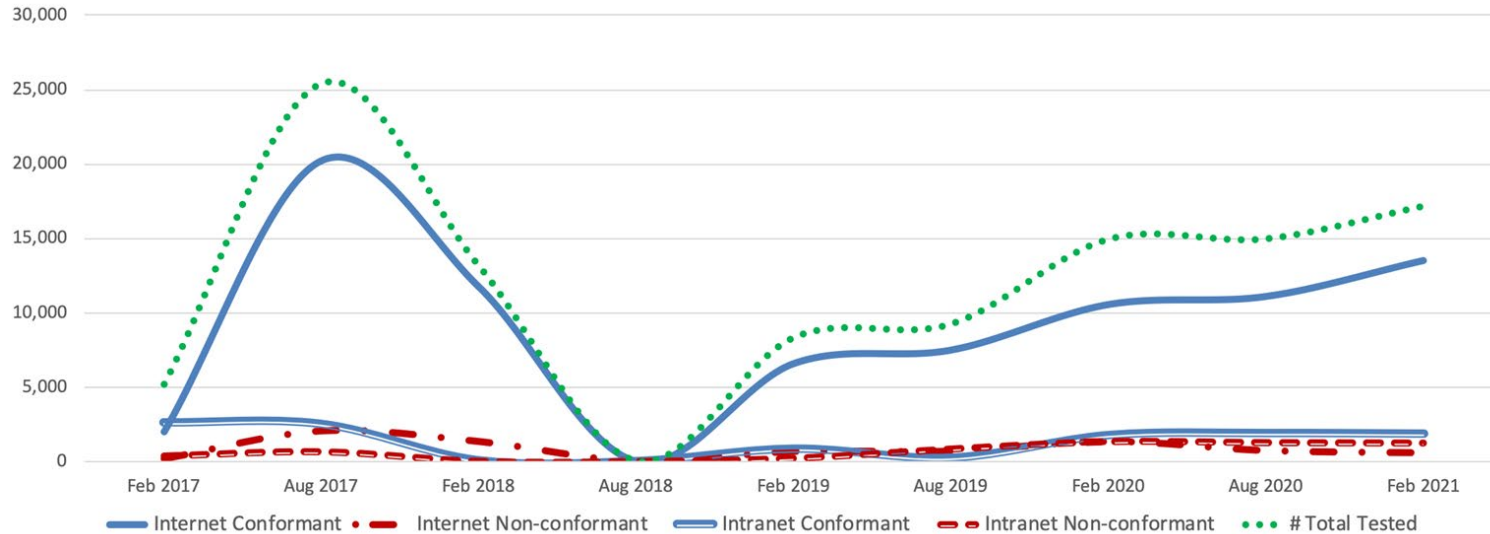
Conformance of Self-reported Internet and Intranet Webpages Tested over 9 Reporting Cycles
Department of Transportation | Feb 2017 - Feb 2021



Webpage Conformance: Trend Line

Department of the Treasury

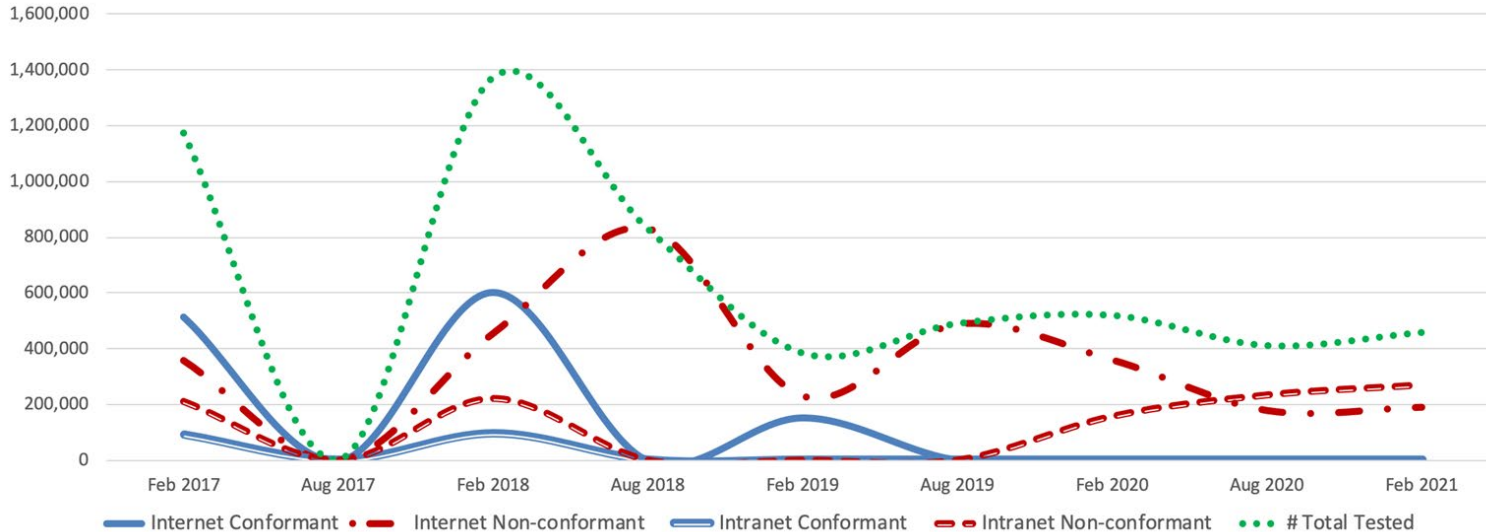
Conformance of Self-reported Internet and Intranet Webpages Tested over 9 Reporting Cycles
Department of the Treasury | Feb 2017 - Feb 2021



Webpage Conformance: Trend Line

Department of Veterans Affairs

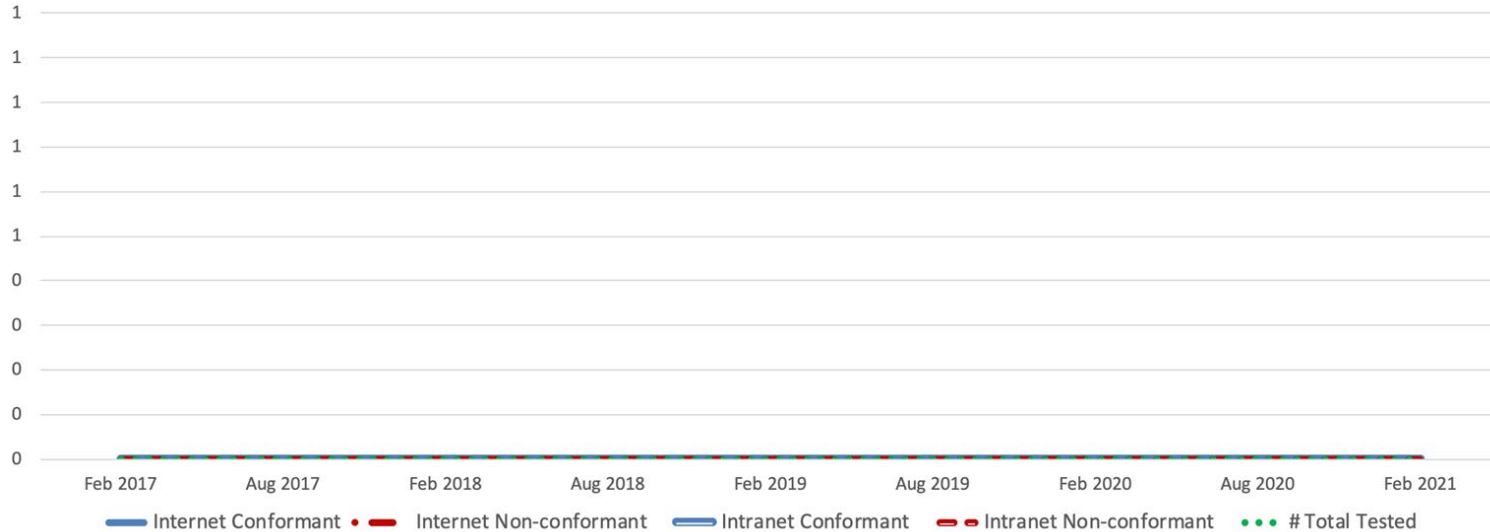
Conformance of Self-reported Internet and Intranet Webpages Tested over 9 Reporting Cycles
Department of Veterans Affairs | Feb 2017 - Feb 2021



Webpage Conformance: Trend Line

Environmental Protection Agency

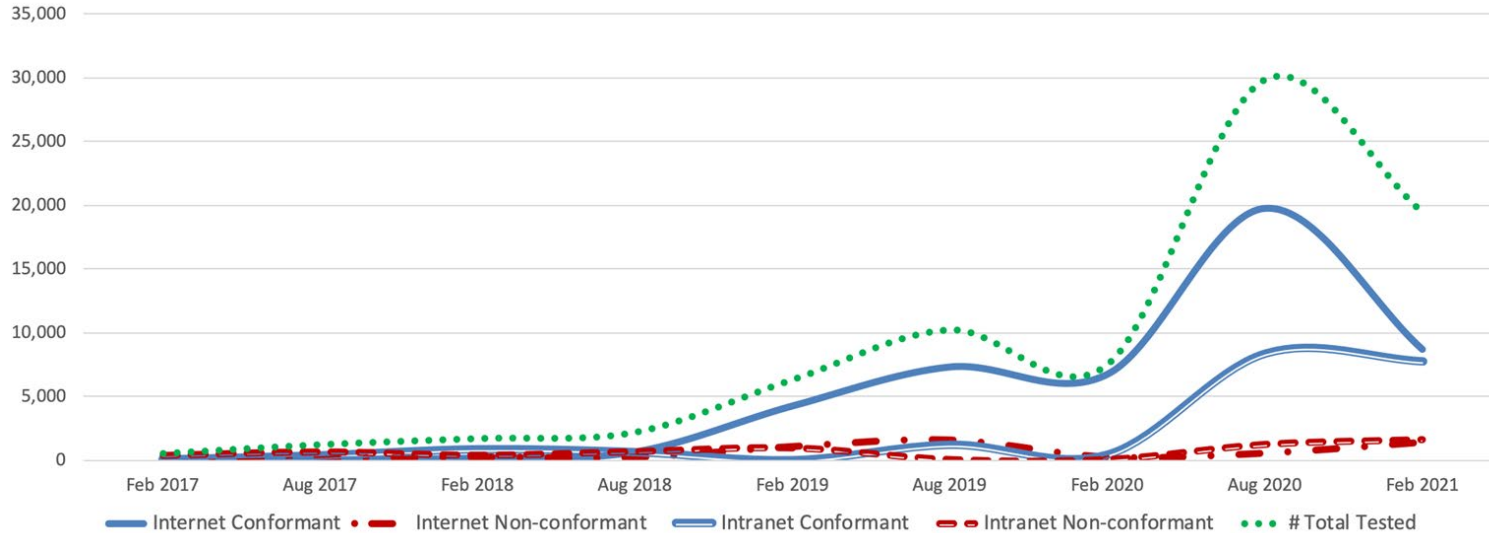
Conformance of Self-reported Internet and Intranet Webpages Tested over 9 Reporting Cycles
Environmental Protection Agency | Feb 2017 - Feb 2021



Webpage Conformance: Trend Line

General Services Administration

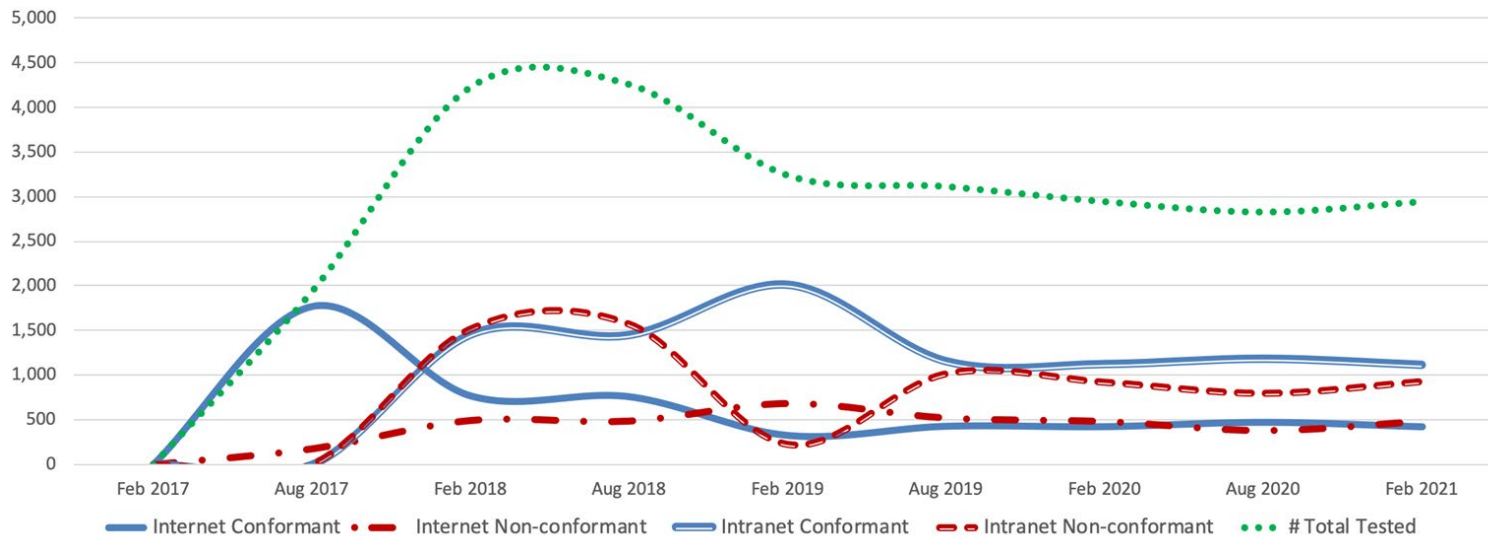
Conformance of Self-reported Internet and Intranet Webpages Tested over 9 Reporting Cycles
General Services Administration | Feb 2017 - Feb 2021



Webpage Conformance: Trend Line

National Aeronautics and Space Administration

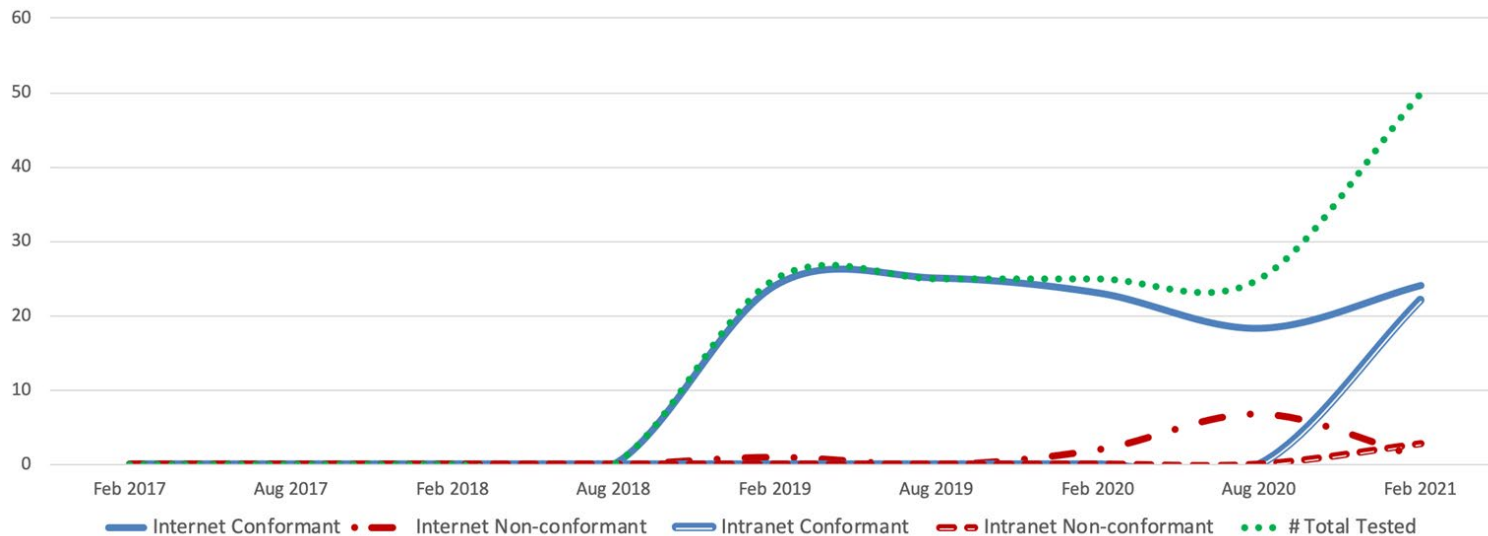
Conformance of Self-reported Internet and Intranet Webpages Tested over 9 Reporting Cycles
National Aeronautics and Space Administration | Feb 2017 - Feb 2021



Webpage Conformance: Trend Line

National Science Foundation

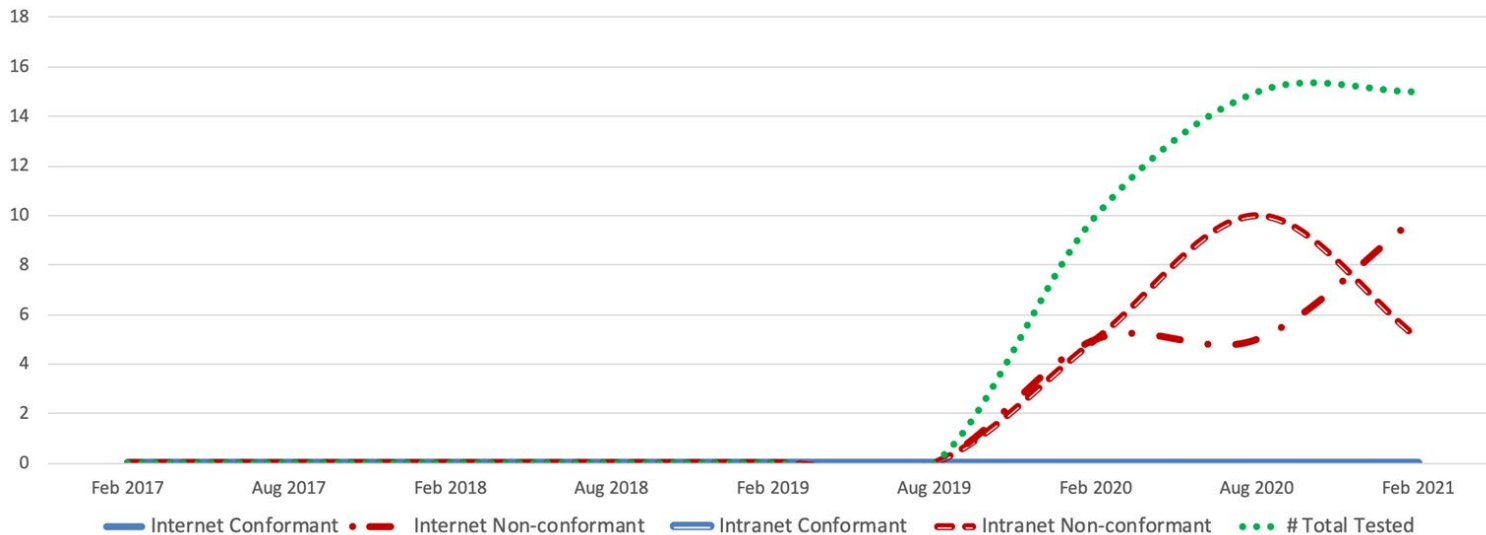
Conformance of Self-reported Internet and Intranet Webpages Tested over 9 Reporting Cycles
National Science Foundation | Feb 2017 - Feb 2021



Webpage Conformance: Trend Line

Nuclear Regulatory Commission

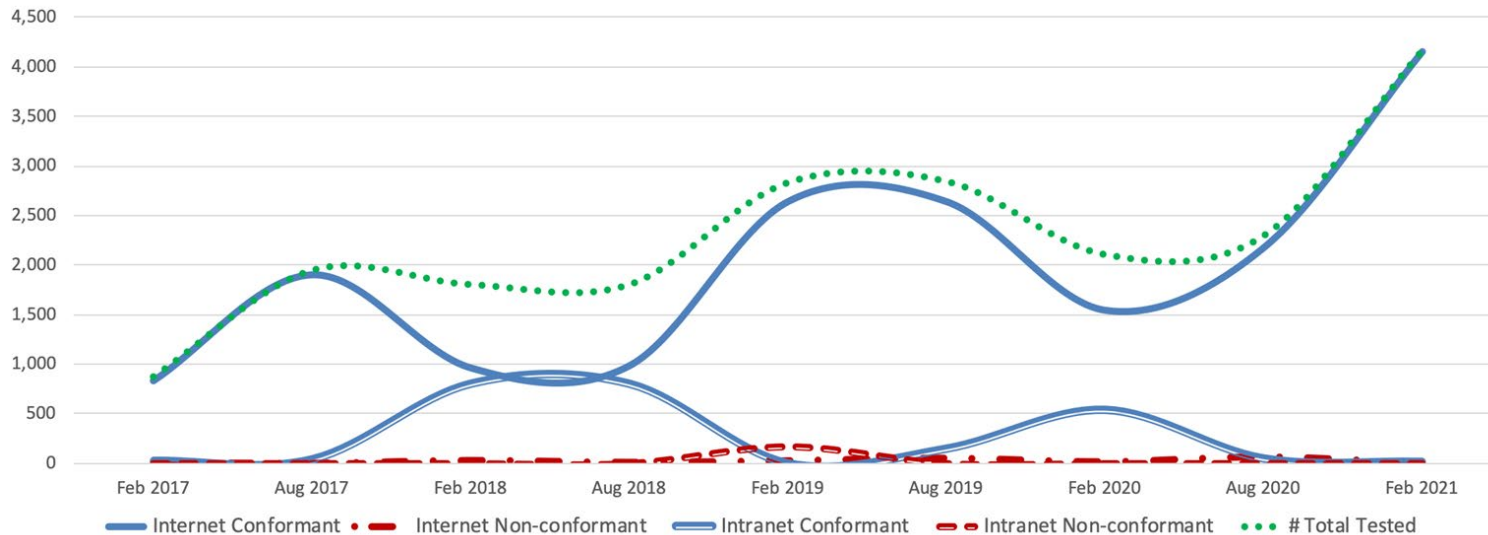
Conformance of Self-reported Internet and Intranet Webpages Tested over 9 Reporting Cycles
 Nuclear Regulatory Commission | Feb 2017 - Feb 2021



Webpage Conformance: Trend Line

Office of Personnel Management

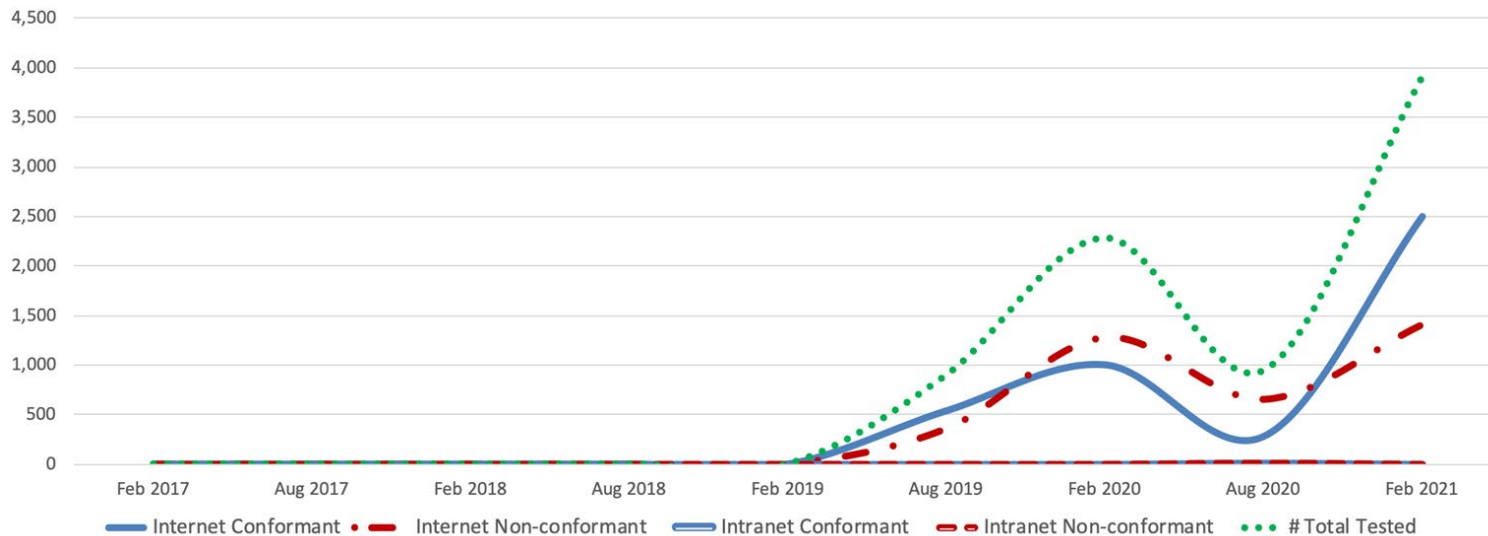
Conformance of Self-reported Internet and Intranet Webpages Tested over 9 Reporting Cycles
Office of Personnel Management | Feb 2017 - Feb 2021



Webpage Conformance: Trend Line

Small Business Administration

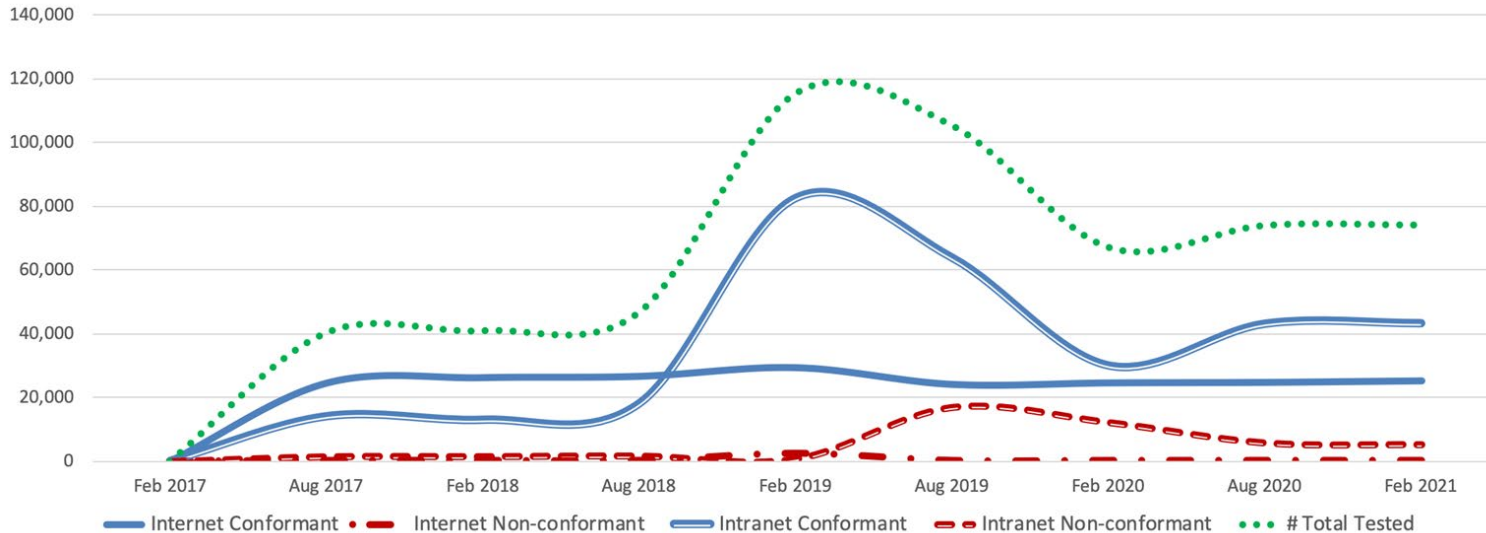
Conformance of Self-reported Internet and Intranet Webpages Tested over 9 Reporting Cycles
 Small Business Administration | Feb 2017 - Feb 2021



Webpage Conformance: Trend Line

Social Security Administration

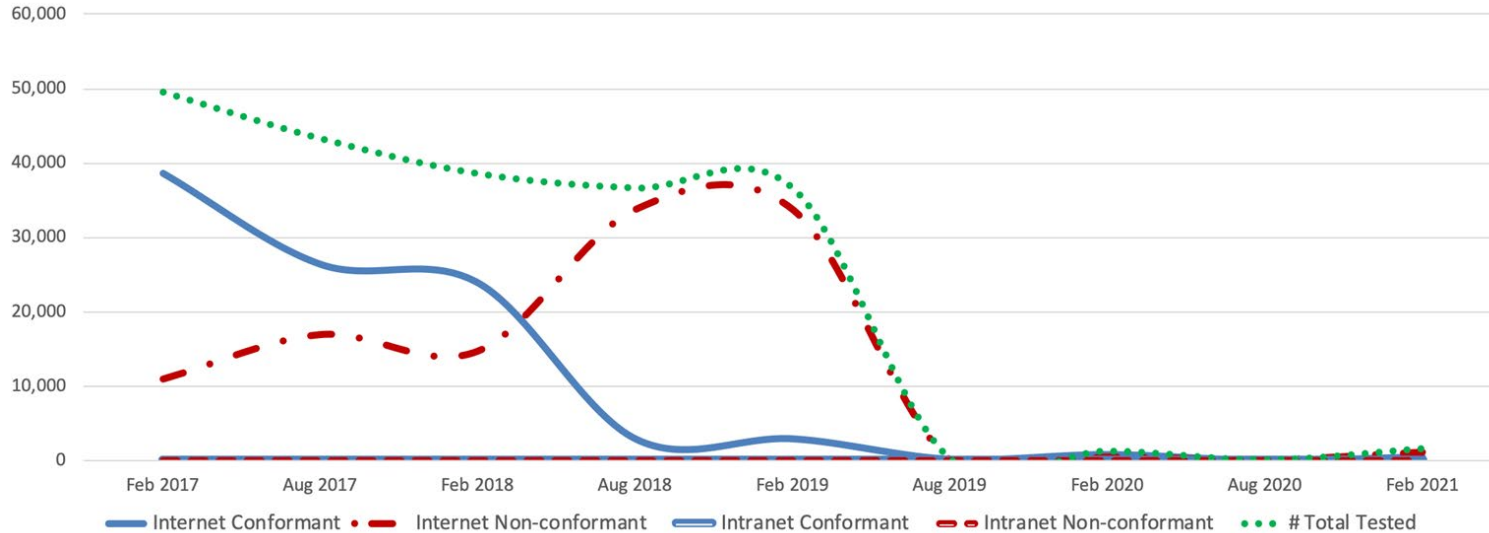
Conformance of Self-reported Internet and Intranet Webpages Tested over 9 Reporting Cycles
Social Security Administration | Feb 2017 - Feb 2021



Webpage Conformance: Trend Line

United States Agency for International Development

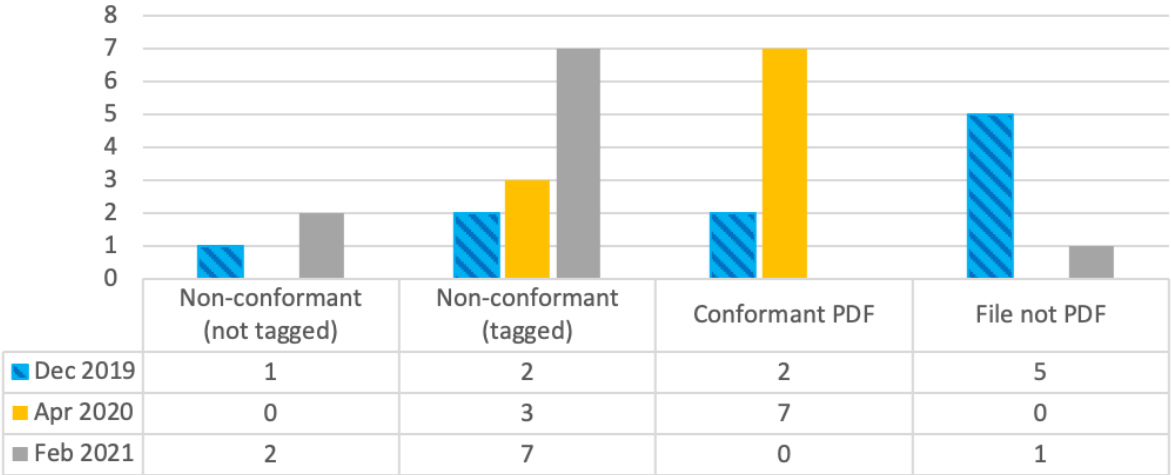
Conformance of Self-reported Internet and Intranet Webpages Tested over 9 Reporting Cycles
Agency for International Development | Feb 2017 - Feb 2021



PDF Conformance: Snapshot

Department of Agriculture

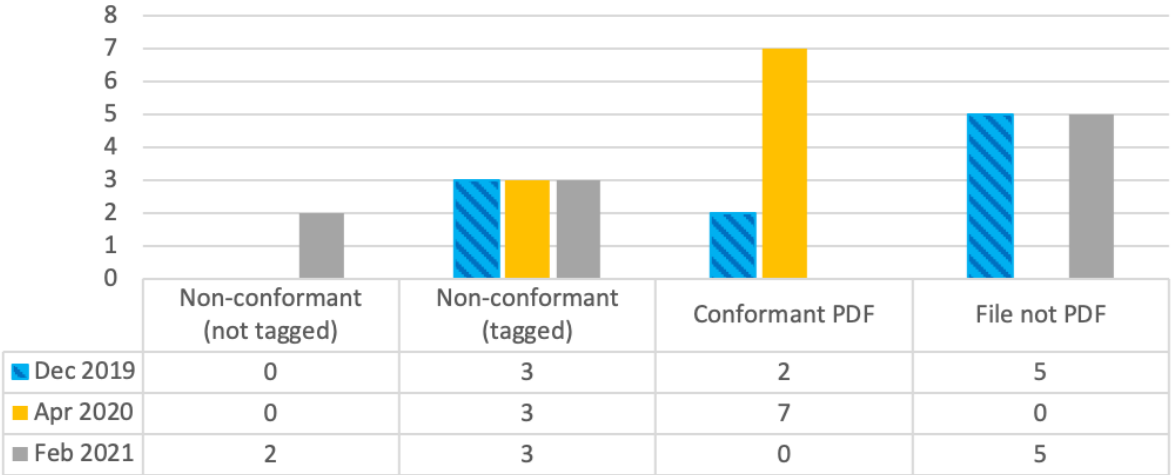
PDF Conformance among Top 10 Downloads (DEC 2019 - FEB 2021)
Department of Agriculture



PDF Conformance: Snapshot

Department of Commerce

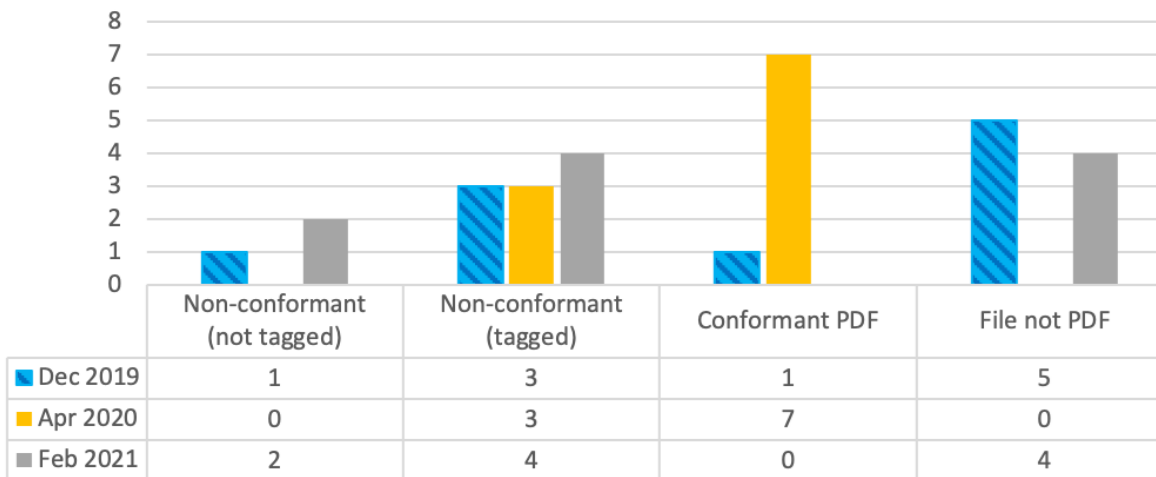
PDF Conformance among Top 10 Downloads (DEC 2019 - FEB 2021)
Department of Commerce



PDF Conformance: Snapshot

Department of Defense

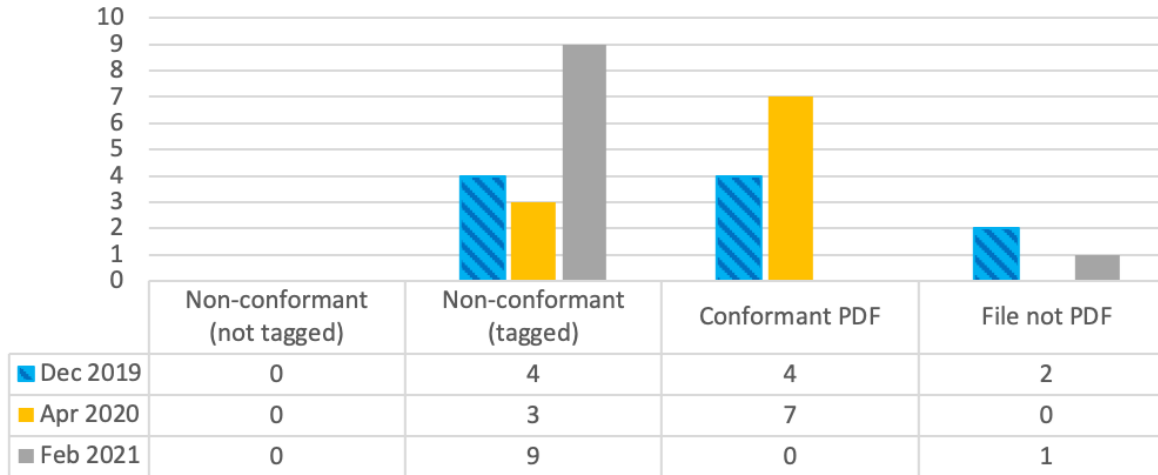
PDF Conformance among Top 10 Downloads (DEC 2019 - FEB 2021)
Department of Defense



PDF Conformance: Snapshot

Department of Education

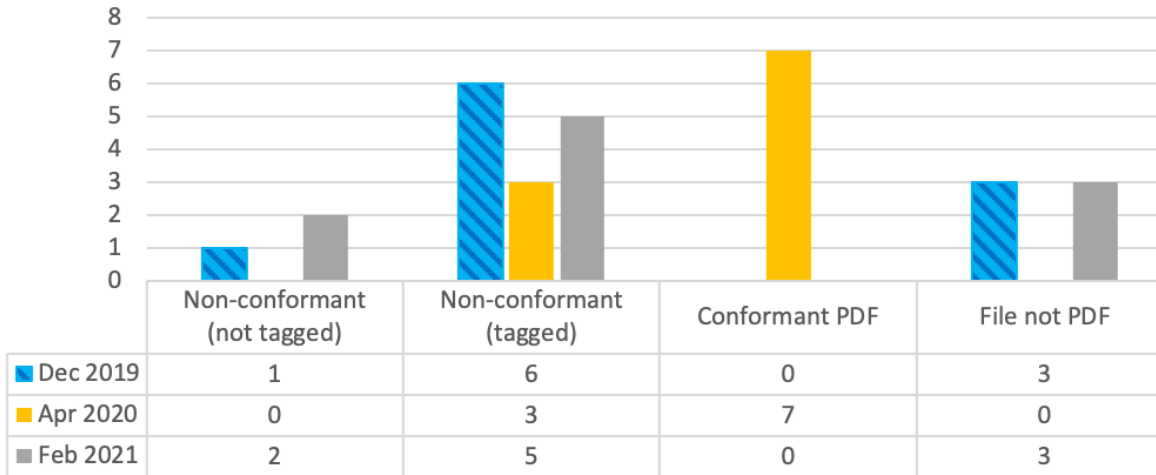
PDF Conformance among Top 10 Downloads (DEC 2019 - FEB 2021)
Department of Education



PDF Conformance: Snapshot

Department of Energy

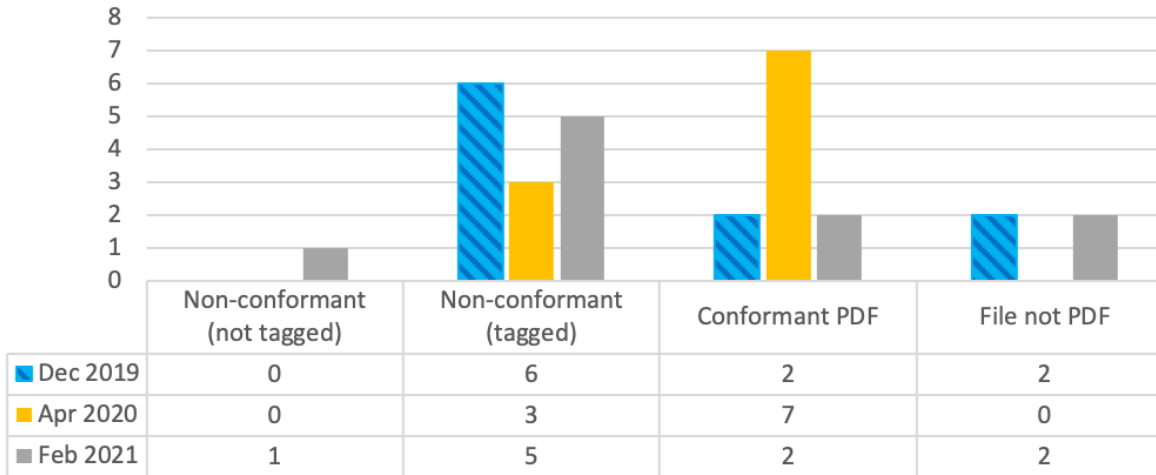
PDF Conformance among Top 10 Downloads (DEC 2019 - FEB 2021)
Department of Energy



PDF Conformance: Snapshot

Department of Health and Human Services

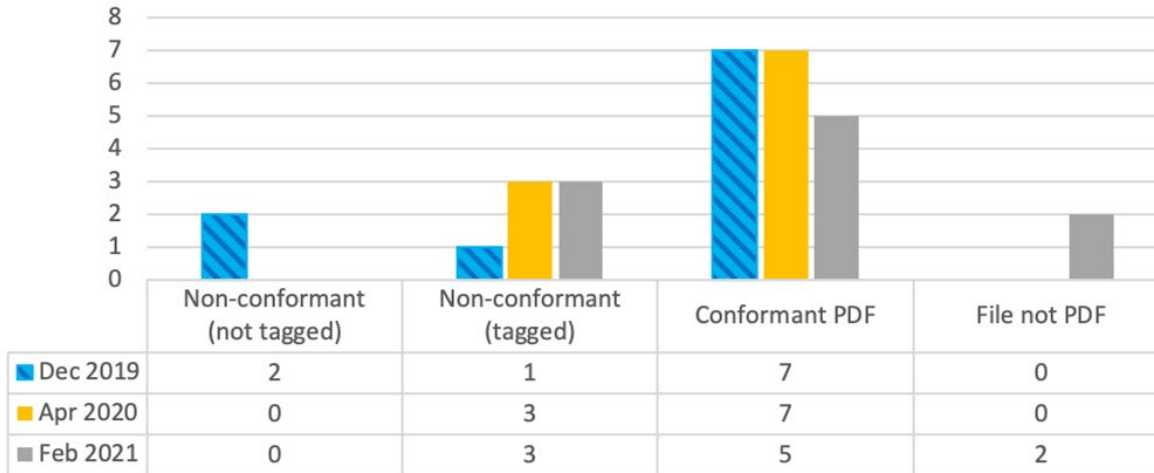
PDF Conformance among Top 10 Downloads (DEC 2019 - FEB 2021)
Department of Health and Human Services



PDF Conformance: Snapshot

Department of Homeland Security

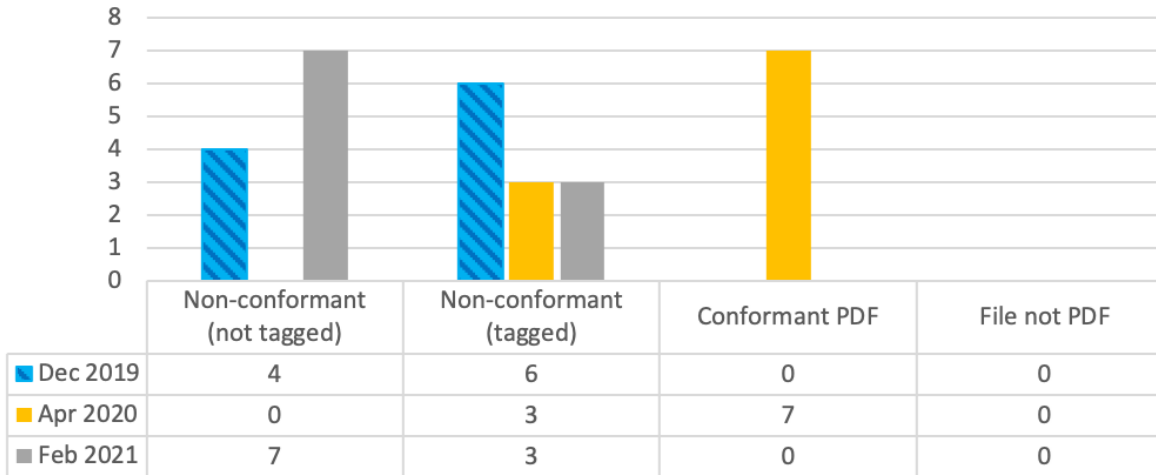
PDF Conformance among Top 10 Downloads (DEC 2019 - FEB 2021)
Department of Homeland Security



PDF Conformance: Snapshot

Department of Housing and Urban Development

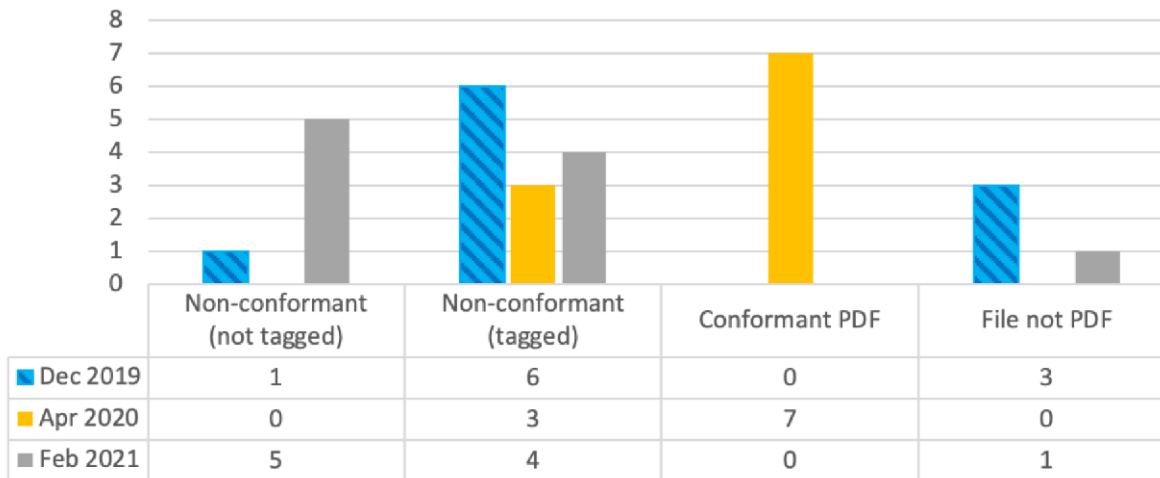
PDF Conformance among Top 10 Downloads (DEC 2019 - FEB 2021)
Department of Housing and Urban Development



PDF Conformance: Snapshot

Department of the Interior

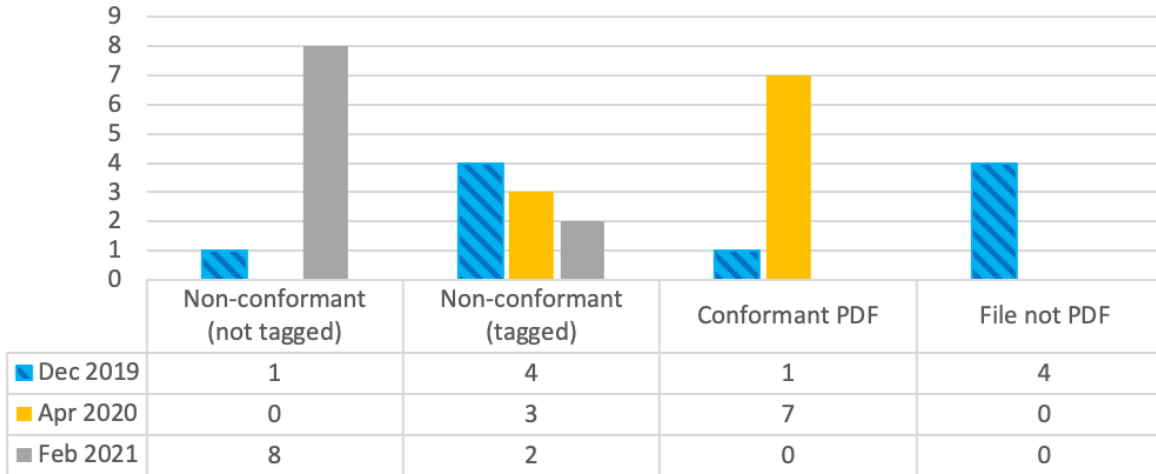
PDF Conformance among Top 10 Downloads (DEC 2019 - FEB 2021)
Department of the Interior



PDF Conformance: Snapshot

Department of Justice

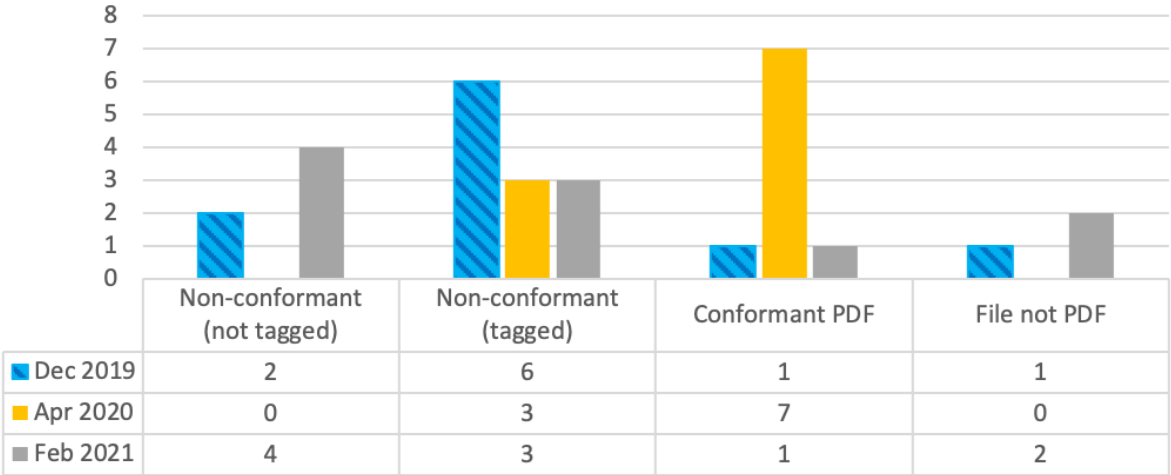
PDF Conformance among Top 10 Downloads (DEC 2019 - FEB 2021)
Department of Justice



PDF Conformance: Snapshot

Department of Labor

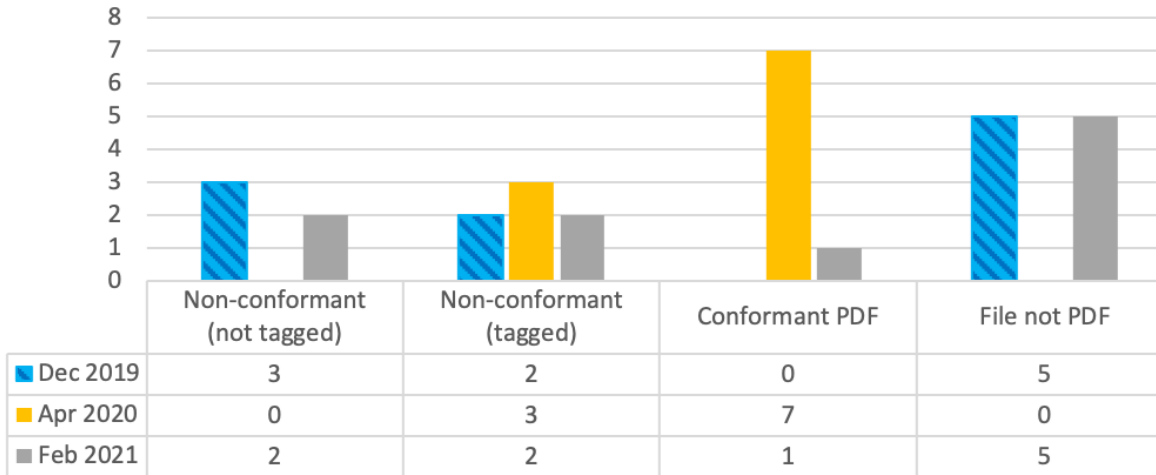
**PDF Conformance among Top 10 Downloads (DEC 2019 - FEB 2021)
Department of Labor**



PDF Conformance: Snapshot

Department of State

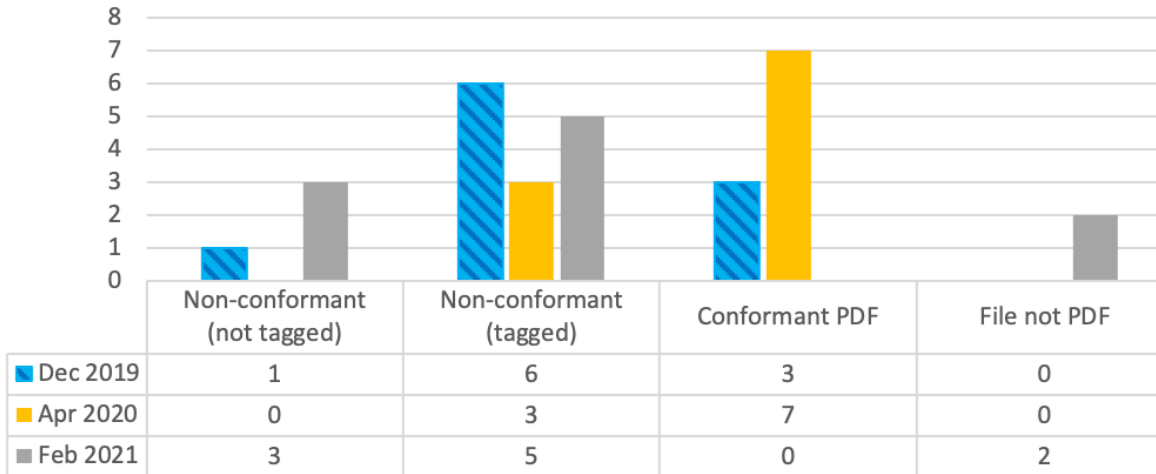
PDF Conformance among Top 10 Downloads (DEC 2019 - FEB 2021)
Department of State



PDF Conformance: Snapshot

Department of Transportation

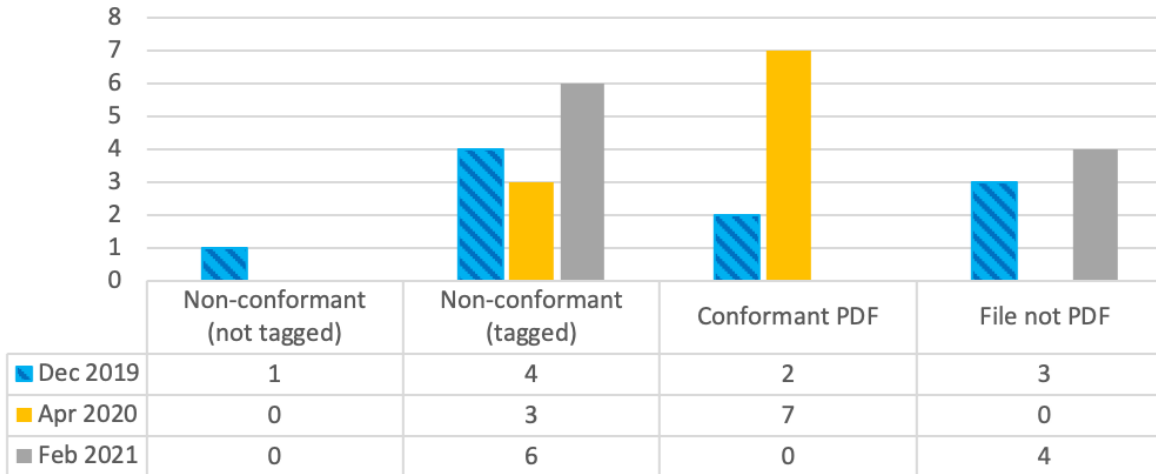
PDF Conformance among Top 10 Downloads (DEC 2019 - FEB 2021)
Department of Transportation



PDF Conformance: Snapshot

Department of the Treasury

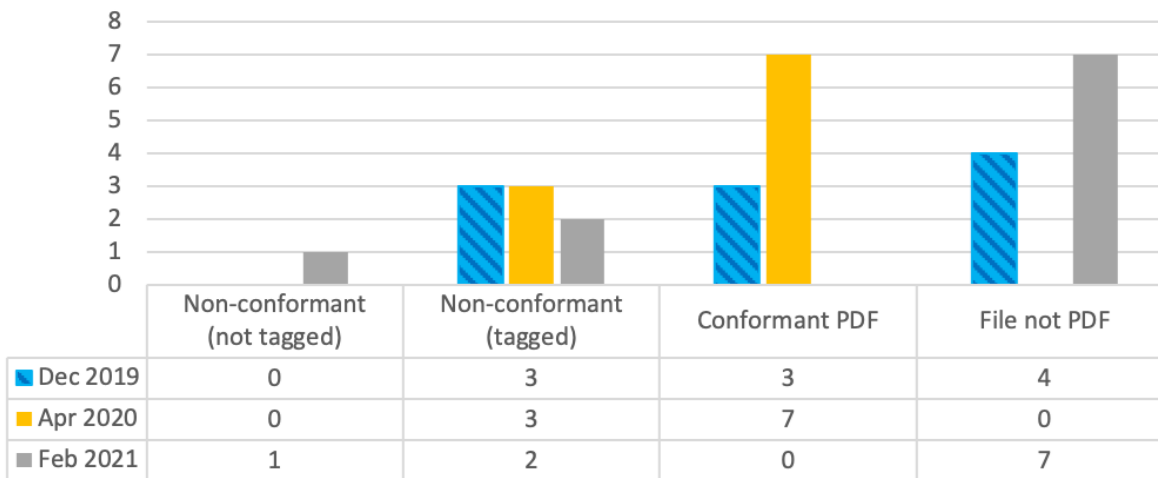
PDF Conformance among Top 10 Downloads (DEC 2019 - FEB 2021)
Department of the Treasury



PDF Conformance: Snapshot

Department of Veterans Affairs

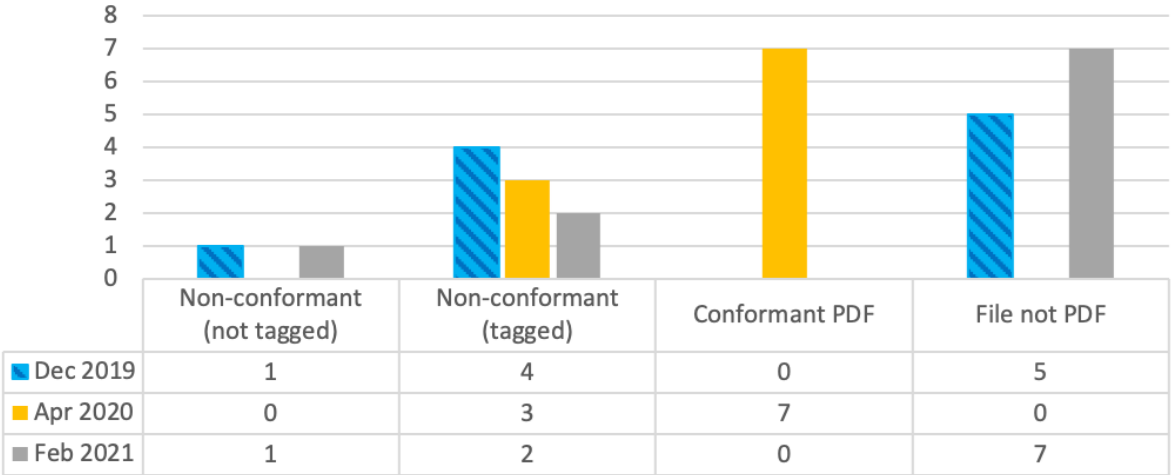
**PDF Conformance among Top 10 Downloads (DEC 2019 - FEB 2021)
Department of Veterans Affairs**



PDF Conformance: Snapshot

Environmental Protection Agency

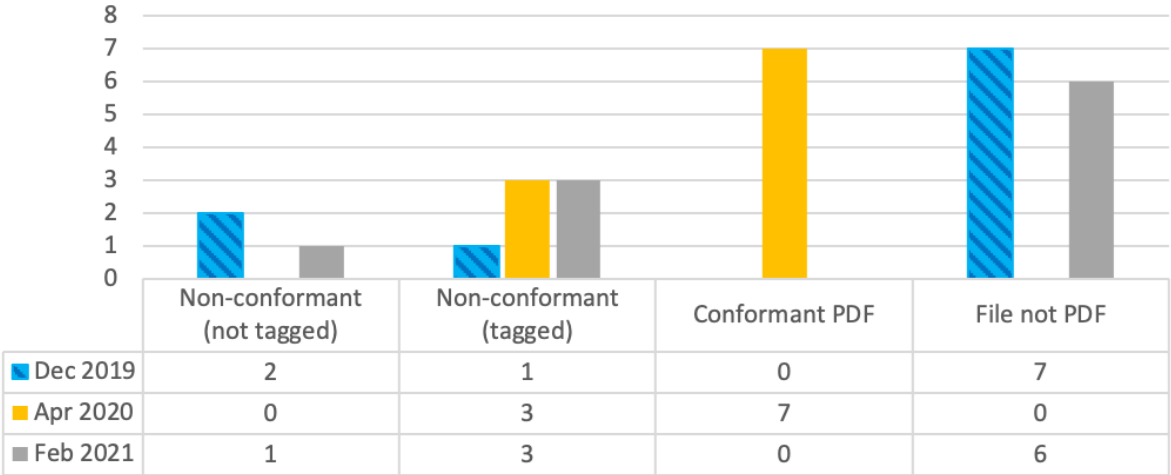
**PDF Conformance among Top 10 Downloads (DEC 2019 - FEB 2021)
Environmental Protection Agency**



PDF Conformance: Snapshot

General Services Administration

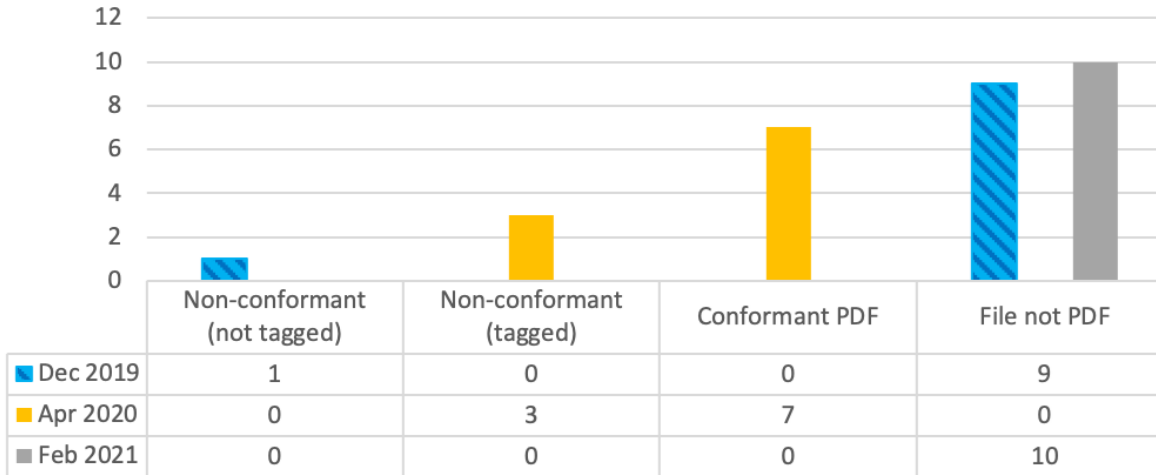
PDF Conformance among Top 10 Downloads (DEC 2019 - FEB 2021)
General Services Administration



PDF Conformance: Snapshot

National Aeronautics and Space Administration

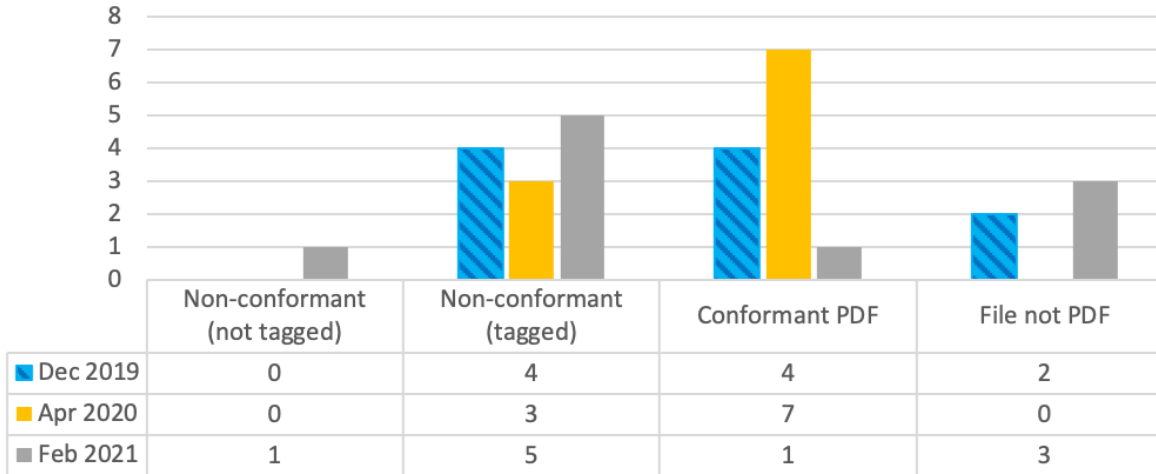
PDF Conformance among Top 10 Downloads (DEC 2019 - FEB 2021)
National Aeronautics and Space Administration



PDF Conformance: Snapshot

National Science Foundation

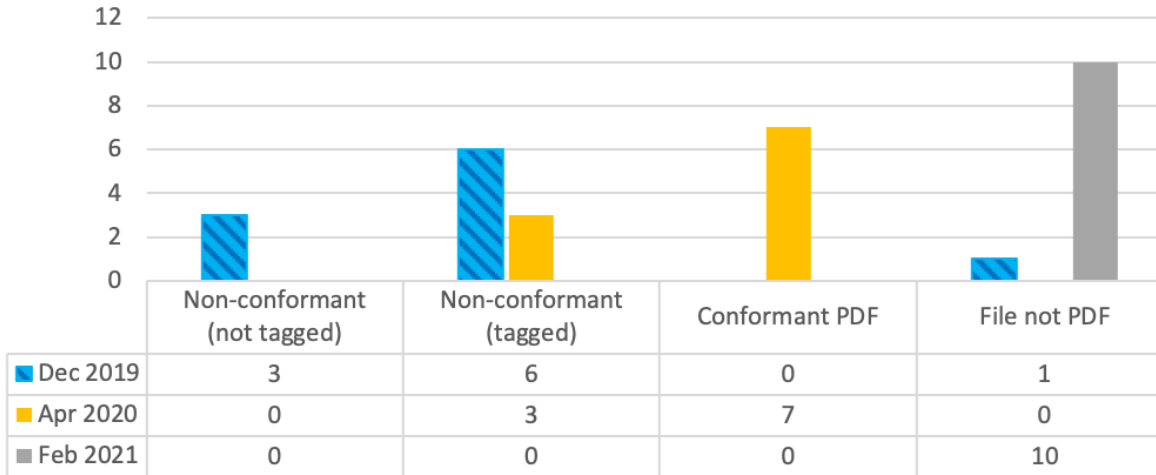
PDF Conformance among Top 10 Downloads (DEC 2019 - FEB 2021)
National Science Foundation



PDF Conformance: Snapshot

Nuclear Regulatory Commission

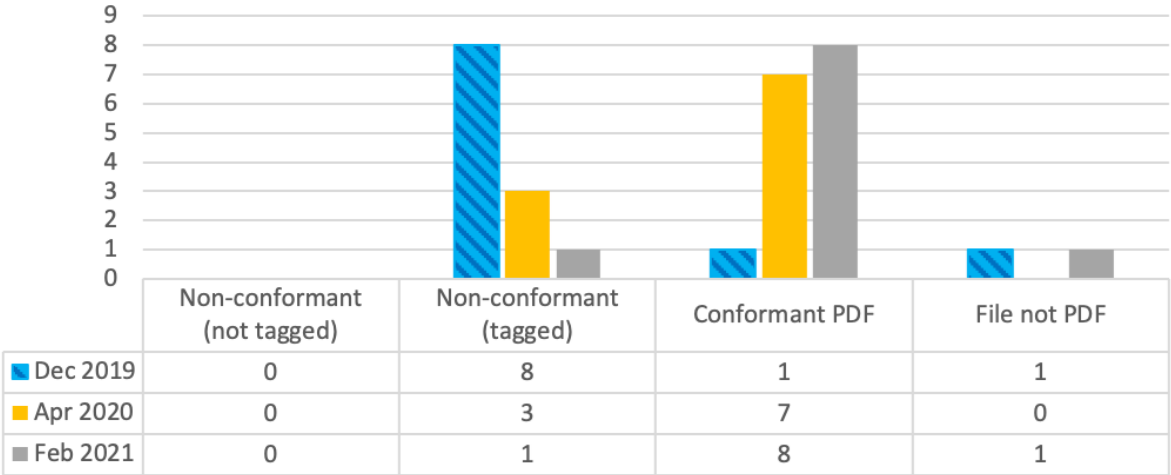
PDF Conformance among Top 10 Downloads (DEC 2019 - FEB 2021)
Nuclear Regulatory Commission



PDF Conformance: Snapshot

Office of Personnel Management

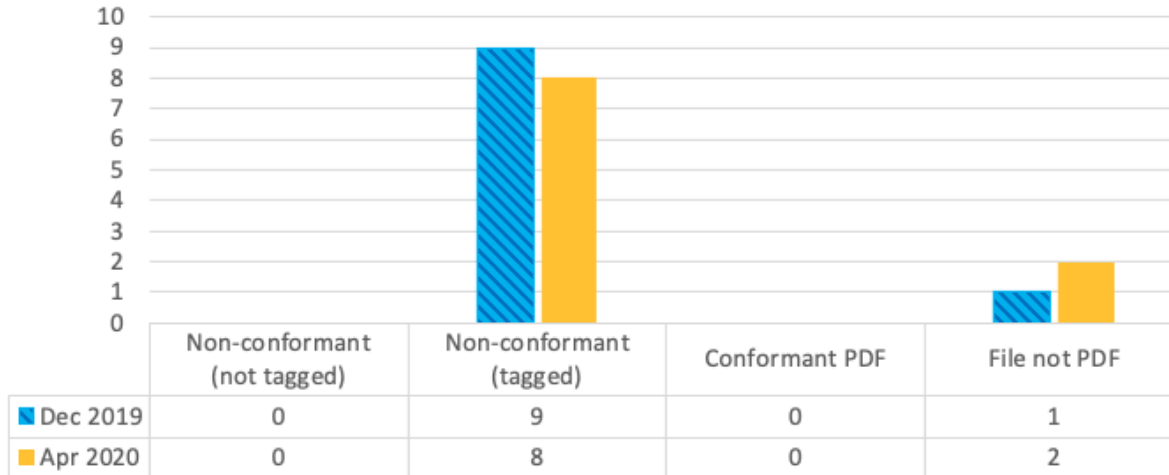
PDF Conformance among Top 10 Downloads (DEC 2019 - FEB 2021)
Office of Personnel Management



PDF Conformance: Snapshot

Small Business Administration

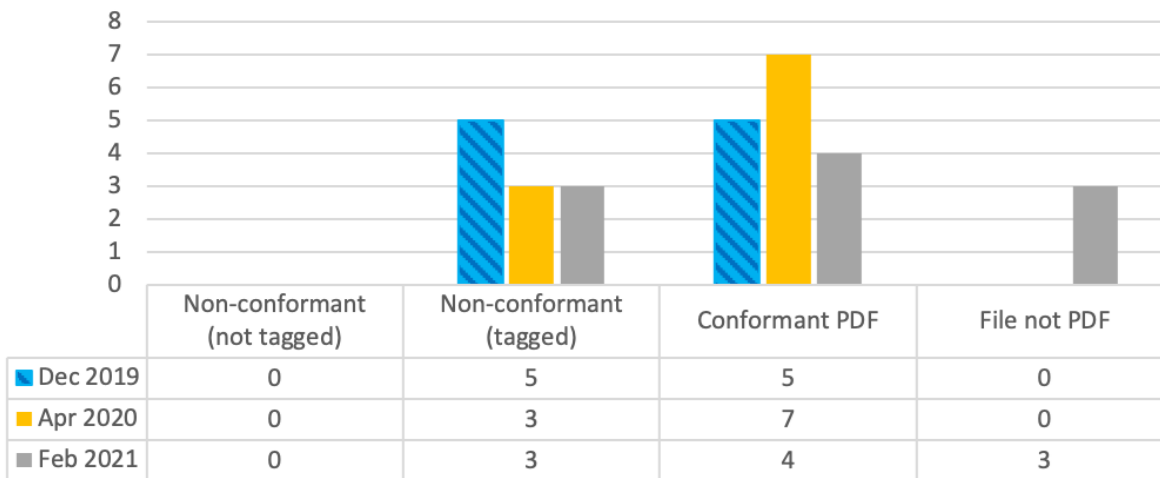
PDF Conformance among Top 10 Downloads (DEC 2019 - APR 2020)
Small Business Administration



PDF Conformance: Snapshot

Social Security Administration

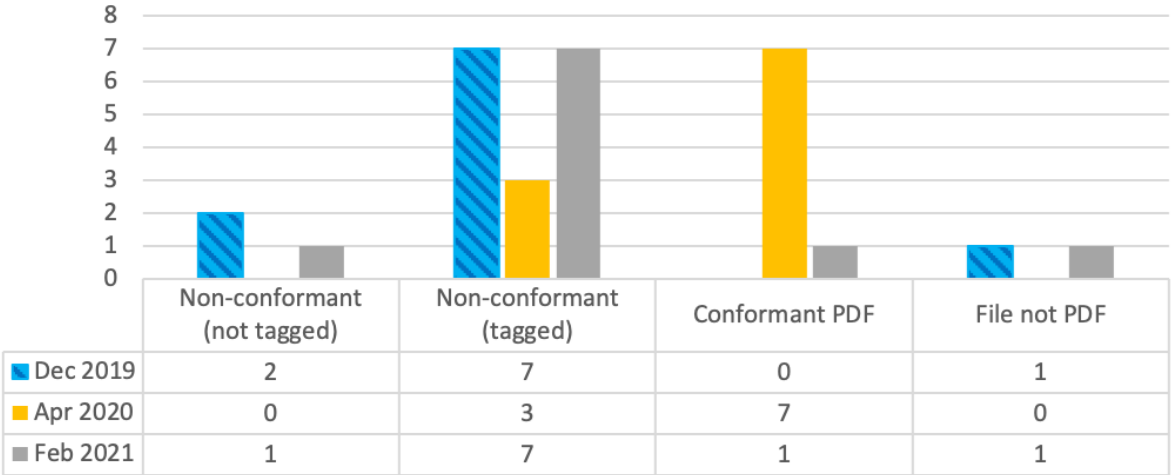
PDF Conformance among Top 10 Downloads (DEC 2019 - FEB 2021)
Social Security Administration



PDF Conformance: Snapshot

United States Agency for International Development

**PDF Conformance among Top 10 Downloads (DEC 2019 - FEB 2021)
U.S. Agency for International Development**



Appendix A: Conformance of Self-reported Internet and Intranet Webpages Tested over 9 Reporting Cycles for USDA (Feb 2021)

Test Category	Feb 2017	Aug 2017	Feb 2018	Aug 2018	Feb 2019	Aug 2019	Feb 2020	Aug 2020	Feb 2021
Internet Tested	10,700	0	0	20	249,078	249,378	269,578	249,087	132,566
Internet Conformant	2,354	0	0	1	174,355	179,552	204,879	186,815	42,421
Internet Non-conformant	8,346	0	0	19	74,723	69,826	64,699	62,272	90,145
Intranet Tested	591	0	0	8	6,369	6,401	7,605	6,258	16,172
Intranet Conformant	41	0	0	0	1,401	3,521	5,019	3,254	1,617
Intranet Non-conformant	550	0	0	8	4,968	2,880	2,586	3,004	14,555
# Total Tested	11,291	0	0	28	255,447	255,779	277,183	255,345	148,738
# Total C	2,395	0	0	1	175,756	183,073	209,898	190,069	44,038
# Total NC	8,896	0	0	27	79,691	72,706	67,285	65,276	104,700
% Total C	21%	N/A	N/A	5%	69%	72%	76%	74%	30%
% Total NC	79%	N/A	N/A	95%	31%	28%	24%	26%	70%

Appendix B: Conformance of Self-reported Internet and Intranet Webpages Tested over 9 Reporting Cycles for DOC (Feb 2021)

Test Category	Feb 2017	Aug 2017	Feb 2018	Aug 2018	Feb 2019	Aug 2019	Feb 2020	Aug 2020	Feb 2021
Internet Tested	50	50	5,306	100	100	20	20	100	100
Internet Conformant	50	50	4,510	60	98	17	18	95	92
Internet Non-conformant	0	0	796	40	2	3	2	5	8
Intranet Tested	30	30	376	100	25	50	40	100	100
Intranet Conformant	30	30	335	85	25	38	34	92	90
Intranet Non-conformant	0	0	41	15	0	12	6	8	10
# Total Tested	80	80	5,682	200	125	70	60	200	200
# Total C	80	80	4,845	145	123	55	52	187	182
# Total NC	0	0	837	55	2	15	8	13	18
% Total C	100%	100%	85%	73%	98%	79%	87%	94%	91%
% Total NC	0%	0%	15%	28%	2%	21%	13%	7%	9%

Appendix C: Conformance of Self-reported Internet and Intranet Webpages Tested over 9 Reporting Cycles for DOD (Feb 2021)

Test Category	Feb 2017	Aug 2017	Feb 2018	Aug 2018	Feb 2019	Aug 2019	Feb 2020	Aug 2020	Feb 2021
Internet Tested	1,184	1,093	1,315	6,109	5,734	14,409	28,544	49,661	69,031
Internet Conformant	1,148	973	592	4,398	2,466	5,620	7,992	31,286	45,560
Internet Non-conformant	36	120	723	1,711	3,268	8,789	20,552	18,375	23,471
Intranet Tested	569	378	368	459	967	1,274	836	6,372	6,619
Intranet Conformant	467	310	302	386	484	790	59	5,480	6,288
Intranet Non-conformant	102	68	66	73	483	484	777	892	331
# Total Tested	1,753	1,471	1,683	6,568	6,701	15,683	29,380	56,033	75,650
# Total C	1,615	1,283	894	4,784	2,950	6,410	8,051	36,766	51,849
# Total NC	138	188	789	1,784	3,751	9,273	21,329	19,267	23,801
% Total C	92%	87%	53%	73%	44%	41%	27%	66%	69%
% Total NC	8%	13%	47%	27%	56%	59%	73%	34%	31%

Appendix D: Conformance of Self-reported Internet and Intranet Webpages Tested over 9 Reporting Cycles for ED (Feb 2021)

Test Category	Feb 2017	Aug 2017	Feb 2018	Aug 2018	Feb 2019	Aug 2019	Feb 2020	Aug 2020	Feb 2021
Internet Tested	12	23	56	58	61	61	14	9	25
Internet Conformant	12	21	39	50	32	59	10	9	24
Internet Non-conformant	0	2	17	8	29	2	4	0	1
Intranet Tested	0	1	6	1	9	7	13	30	10
Intranet Conformant	0	1	4	1	5	6	13	29	9
Intranet Non-conformant	0	0	2	0	4	1	0	1	1
# Total Tested	12	24	62	59	70	68	27	39	35
# Total C	12	22	43	51	37	65	23	38	33
# Total NC	0	2	19	8	33	3	4	1	2
% Total C	100%	92%	70%	86%	53%	96%	85%	98%	94%
% Total NC	0%	8%	30%	14%	47%	4%	15%	2%	6%

Appendix E: Conformance of Self-reported Internet and Intranet Webpages Tested over 9 Reporting Cycles for DOE (Feb 2021)

Test Category	Feb 2017	Aug 2017	Feb 2018	Aug 2018	Feb 2019	Aug 2019	Feb 2020	Aug 2020	Feb 2021
Internet Tested	12,736	22,783	3,008,057	3,067,487	3,067,487	58,321	59,594	98,322	3,362,845
Internet Conformant	10,571	22,100	2,767,412	3,036,812	3,036,812	42,574	45,291	73,742	3,329,217
Internet Non-conformant	2,165	683	240,645	30,675	30,675	15,747	14,303	24,581	33,628
Intranet Tested	1,816	4,544	2,279	5,088	5,088	11,965	6,370	9,843	39,177
Intranet Conformant	1,762	4,408	2,097	4,732	4,732	11,247	5,351	7,185	26,249
Intranet Non-conformant	54	136	182	356	356	718	1,019	2,658	12,928
# Total Tested	14,552	27,327	3,010,336	3,072,575	3,072,575	70,286	65,964	108,165	3,402,022
# Total C	12,332	26,508	2,769,509	3,041,544	3,041,544	53,821	50,642	80,927	3,355,465
# Total NC	2,220	819	240,827	31,031	31,031	16,465	15,322	27,238	46,557
% Total C	85%	97%	92%	99%	99%	77%	77%	75%	99%
% Total NC	15%	3%	8%	1%	1%	23%	23%	25%	1%

Appendix F: Conformance of Self-reported Internet and Intranet Webpages Tested over 9 Reporting Cycles for HHS (Feb 2021)

Test Category	Feb 2017	Aug 2017	Feb 2018	Aug 2018	Feb 2019	Aug 2019	Feb 2020	Aug 2020	Feb 2021
Internet Tested	0	2,700,000	0	0	0	0	0	0	0
Internet Conformant	0	2,538,000	0	0	0	0	0	0	0
Internet Non-conformant	0	162,000	0	0	0	0	0	0	0
Intranet Tested	0	0	0	0	0	0	0	0	0
Intranet Conformant	0	0	0	0	0	0	0	0	0
Intranet Non-conformant	0	0	0	0	0	0	0	0	0
# Total Tested	0	2,700,000	0	0	0	0	0	0	0
# Total C	0	2,538,000	0	0	0	0	0	0	0
# Total NC	0	162,000	0	0	0	0	0	0	0
% Total C	N/A	94%	N/A	N/A	N/A	N/A	N/A	N/A	N/A
% Total NC	N/A	6%	N/A	N/A	N/A	N/A	N/A	N/A	N/A

Appendix G: Conformance of Self-reported Internet and Intranet Webpages Tested over 9 Reporting Cycles for DHS (Feb 2021)

Test Category	Feb 2017	Aug 2017	Feb 2018	Aug 2018	Feb 2019	Aug 2019	Feb 2020	Aug 2020	Feb 2021
Internet Tested	734,265	751,074	639,259	0	68,220	103,235	97,322	95,309	128,595
Internet Conformant	565,384	548,284	421,911	0	43,661	65,368	64,233	63,705	89,001
Internet Non-conformant	168,881	202,790	217,348	0	24,559	37,867	33,089	31,604	39,594
Intranet Tested	303,178	352,028	353,610	0	0	0	0	0	0
Intranet Conformant	33,350	38,723	31,825	0	0	0	0	0	0
Intranet Non-conformant	269,828	313,305	321,785	0	0	0	0	0	0
# Total Tested	1,037,443	1,103,102	992,869	0	68,220	103,235	97,322	95,309	128,595
# Total C	598,734	587,007	453,736	0	43,661	65,368	64,233	63,705	89,001
# Total NC	438,709	516,095	539,133	0	24,559	37,867	33,089	31,604	39,594
% Total C	58%	53%	46%	N/A	64%	63%	66%	67%	69%
% Total NC	42%	47%	54%	N/A	36%	37%	34%	33%	31%

Appendix H: Conformance of Self-reported Internet and Intranet Webpages Tested over 9 Reporting Cycles for HUD (Feb 2021)

Test Category	Feb 2017	Aug 2017	Feb 2018	Aug 2018	Feb 2019	Aug 2019	Feb 2020	Aug 2020	Feb 2021
Internet Tested	0	0	100	100	100	100	100	100	100
Internet Conformant	0	0	96	97	96	96	96	97	96
Internet Non-conformant	0	0	4	3	4	4	4	3	4
Intranet Tested	0	0	65	65	65	65	65	65	65
Intranet Conformant	0	0	58	59	0	59	59	59	59
Intranet Non-conformant	0	0	7	7	65	6	6	7	7
# Total Tested	0	0	165	165	165	165	165	165	165
# Total C	0	0	154	156	96	155	155	156	155
# Total NC	0	0	11	10	69	10	10	10	11
% Total C	N/A	N/A	93%	94%	58%	94%	94%	94%	94%
% Total NC	N/A	N/A	7%	6%	42%	6%	6%	6%	6%

Appendix I: Conformance of Self-reported Internet and Intranet Webpages Tested over 9 Reporting Cycles for DOI (Feb 2021)

Test Category	Feb 2017	Aug 2017	Feb 2018	Aug 2018	Feb 2019	Aug 2019	Feb 2020	Aug 2020	Feb 2021
Internet Tested	24,147	49,011	56,631	50,498	163,043	445,221	547,048	501,443	545,449
Internet Conformant	21,974	44,600	41,907	34,339	140,217	391,794	514,225	471,356	507,268
Internet Non-conformant	2,173	4,411	14,724	16,159	22,826	53,427	32,823	30,087	38,181
Intranet Tested	2,784	957	1,193	793	4,744	4,861	4,873	4,882	4,891
Intranet Conformant	2,617	833	954	563	3,985	4,132	4,240	4,296	4,304
Intranet Non-conformant	167	124	239	230	759	729	633	586	587
# Total Tested	26,931	49,968	57,824	51,291	167,787	450,082	551,921	506,325	550,340
# Total C	24,591	45,433	42,861	34,902	144,202	395,926	518,465	475,653	511,572
# Total NC	2,340	4,535	14,963	16,389	23,585	54,156	33,456	30,672	38,768
% Total C	91%	91%	74%	68%	86%	88%	94%	94%	93%
% Total NC	9%	9%	26%	32%	14%	12%	6%	6%	7%

Appendix J: Conformance of Self-reported Internet and Intranet Webpages Tested over 9 Reporting Cycles for DOJ (Feb 2021)

Test Category	Feb 2017	Aug 2017	Feb 2018	Aug 2018	Feb 2019	Aug 2019	Feb 2020	Aug 2020	Feb 2021
Internet Tested	142	79	85	170	179	157	142	141	153
Internet Conformant	133	79	78	160	176	154	141	141	153
Internet Non-conformant	9	0	7	10	3	3	1	0	0
Intranet Tested	87	49	48	141	159	155	144	172	161
Intranet Conformant	53	43	41	49	59	57	48	43	32
Intranet Non-conformant	34	6	7	92	100	98	96	129	129
# Total Tested	229	128	133	311	338	312	286	313	314
# Total C	187	122	119	209	235	211	189	184	185
# Total NC	42	6	14	102	103	101	97	129	129
% Total C	81%	95%	89%	67%	70%	68%	66%	59%	59%
% Total NC	19%	5%	11%	33%	30%	32%	34%	41%	41%

Appendix K: Conformance of Self-reported Internet and Intranet Webpages Tested over 9 Reporting Cycles for DOL (Feb 2021)

Test Category	Feb 2017	Aug 2017	Feb 2018	Aug 2018	Feb 2019	Aug 2019	Feb 2020	Aug 2020	Feb 2021
Internet Tested	23,046	30,000	30,250	20,769	23,500	0	94,290	22,744	366,027
Internet Conformant	14,058	16,800	8,773	10,177	11,280	0	44,316	10,917	197,655
Internet Non-conformant	8,988	13,200	21,478	10,592	12,220	0	49,974	11,827	168,372
Intranet Tested	2,000	2,000	2,000	2,000	2,000	0	11,733	2,000	11,733
Intranet Conformant	500	1,140	360	1,820	380	0	3,168	460	3,285
Intranet Non-conformant	1,500	860	1,640	180	1,620	0	8,565	1,540	8,448
# Total Tested	25,046	32,000	32,250	22,769	25,500	0	106,023	24,744	377,760
# Total C	14,558	17,940	9,133	11,997	11,660	0	47,484	11,377	200,940
# Total NC	10,488	14,060	23,118	10,772	13,840	0	58,539	13,367	176,820
% Total C	58%	56%	28%	53%	46%	N/A	45%	46%	53%
% Total NC	42%	44%	72%	47%	54%	N/A	55%	54%	47%

Appendix L: Conformance of Self-reported Internet and Intranet Webpages Tested over 9 Reporting Cycles for State (Feb 2021)

Test Category	Feb 2017	Aug 2017	Feb 2018	Aug 2018	Feb 2019	Aug 2019	Feb 2020	Aug 2020	Feb 2021
Internet Tested	0	0	30	30	0	0	24	12	0
Internet Conformant	0	0	18	18	0	0	24	12	0
Internet Non-conformant	0	0	12	12	0	0	0	0	0
Intranet Tested	0	50	48	68	35	18	0	12	0
Intranet Conformant	0	30	38	27	0	6	0	12	0
Intranet Non-conformant	0	20	10	41	35	12	0	0	0
# Total Tested	0	50	78	98	35	18	24	24	0
# Total C	0	30	56	45	0	6	24	24	0
# Total NC	0	20	22	53	35	12	0	0	0
% Total C	N/A	60%	72%	46%	0%	33%	100%	100%	N/A
% Total NC	N/A	40%	28%	54%	100%	67%	0%	0%	N/A

Appendix M: Conformance of Self-reported Internet and Intranet Webpages Tested over 9 Reporting Cycles for DOT (Feb 2021)

Test Category	Feb 2017	Aug 2017	Feb 2018	Aug 2018	Feb 2019	Aug 2019	Feb 2020	Aug 2020	Feb 2021
Internet Tested	0	0	1,424,256	225,346	322,545	275,000	362,600	452,750	452,750
Internet Conformant	0	0	1,053,949	162,249	238,683	203,500	271,950	362,200	380,310
Internet Non-conformant	0	0	370,307	63,097	83,862	71,500	90,650	90,550	72,440
Intranet Tested	0	0	423,342	20,784	19,347	21,000	22,000	22,000	24,200
Intranet Conformant	0	0	283,639	11,016	11,221	11,340	12,760	14,740	16,940
Intranet Non-conformant	0	0	139,703	9,768	8,126	9,660	9,240	7,260	7,260
# Total Tested	0	0	1,847,598	246,130	341,892	296,000	384,600	474,750	476,950
# Total C	0	0	1,337,589	173,265	249,904	214,840	284,710	376,940	397,250
# Total NC	0	0	510,009	72,865	91,988	81,160	99,890	97,810	79,700
% Total C	N/A	N/A	72%	70%	73%	73%	74%	79%	83%
% Total NC	N/A	N/A	28%	30%	27%	27%	26%	21%	17%

Appendix N: Conformance of Self-reported Internet and Intranet Webpages Tested over 9 Reporting Cycles for Treasury (Feb 2021)

Test Category	Feb 2017	Aug 2017	Feb 2018	Aug 2018	Feb 2019	Aug 2019	Feb 2020	Aug 2020	Feb 2021
Internet Tested	2,170	22,262	13,060	0	7,245	8,175	11,878	11,826	14,097
Internet Conformant	1,996	20,258	11,754	0	6,593	7,505	10,571	11,116	13,533
Internet Non-conformant	174	2,004	1,306	0	652	670	1,307	710	564
Intranet Tested	2,992	3,166	69	0	1,060	1,047	3,058	3,131	3,063
Intranet Conformant	2,633	2,533	57	0	848	237	1,774	1,910	1,868
Intranet Non-conformant	359	633	12	0	212	810	1,284	1,221	1,195
# Total Tested	5,162	25,428	13,129	0	8,305	9,222	14,936	14,957	17,160
# Total C	4,629	22,791	11,811	0	7,441	7,742	12,345	13,026	15,402
# Total NC	533	2,637	1,318	0	864	1,480	2,591	1,931	1,758
% Total C	90%	90%	90%	N/A	90%	84%	83%	87%	90%
% Total NC	10%	10%	10%	N/A	10%	16%	17%	13%	10%

Appendix O: Conformance of Self-reported Internet and Intranet Webpages Tested over 9 Reporting Cycles for VA (Feb 2021)

Test Category	Feb 2017	Aug 2017	Feb 2018	Aug 2018	Feb 2019	Aug 2019	Feb 2020	Aug 2020	Feb 2021
Internet Tested	872,398	0	1,057,469	830,233	383,504	489,976	363,363	178,465	190,205
Internet Conformant	514,715	0	602,757	0	153,402	1,960	3,634	0	0
Internet Non-conformant	357,683	0	454,712	830,233	230,102	488,016	359,729	178,465	190,205
Intranet Tested	303,058	0	318,389	0	0	0	156,211	232,280	267,762
Intranet Conformant	93,948	0	98,701	0	0	0	0	0	0
Intranet Non-conformant	209,110	0	219,688	0	0	0	156,211	232,280	267,762
# Total Tested	1,175,456	0	1,375,858	830,233	383,504	489,976	519,574	410,745	457,967
# Total C	608,663	0	701,458	0	153,402	1,960	3,634	0	0
# Total NC	566,793	0	674,400	830,233	230,102	488,016	515,940	410,745	457,967
% Total C	52%	N/A	51%	0%	40%	0%	1%	0%	0%
% Total NC	48%	N/A	49%	100%	60%	100%	99%	100%	100%

Appendix P: Conformance of Self-reported Internet and Intranet Webpages Tested over 9 Reporting Cycles for EPA (Feb 2021)

Test Category	Feb 2017	Aug 2017	Feb 2018	Aug 2018	Feb 2019	Aug 2019	Feb 2020	Aug 2020	Feb 2021
Internet Tested	0	0	0	0	0	0	0	0	0
Internet Conformant	0	0	0	0	0	0	0	0	0
Internet Non-conformant	0	0	0	0	0	0	0	0	0
Intranet Tested	0	0	0	0	0	0	0	0	0
Intranet Conformant	0	0	0	0	0	0	0	0	0
Intranet Non-conformant	0	0	0	0	0	0	0	0	0
# Total Tested	0	0	0	0	0	0	0	0	0
# Total C	0	0	0	0	0	0	0	0	0
# Total NC	0	0	0	0	0	0	0	0	0
% Total C	N/A	N/A	N/A	N/A	N/A	N/A	N/A	N/A	N/A
% Total NC	N/A	N/A	N/A	N/A	N/A	N/A	N/A	N/A	N/A

Appendix Q: Conformance of Self-reported Internet and Intranet Webpages Tested over 9 Reporting Cycles for GSA (Feb 2021)

Test Category	Feb 2017	Aug 2017	Feb 2018	Aug 2018	Feb 2019	Aug 2019	Feb 2020	Aug 2020	Feb 2021
Internet Tested	66	171	427	861	5,348	8,937	6,970	20,275	10,126
Internet Conformant	25	55	201	672	4,278	7,328	6,761	19,748	8,708
Internet Non-conformant	41	116	226	189	1,070	1,609	209	527	1,418
Intranet Tested	421	1,018	1,240	1,298	944	1,260	502	9,558	9,311
Intranet Conformant	55	377	856	636	0	1,210	447	8,342	7,728
Intranet Non-conformant	366	641	384	662	944	50	55	1,216	1,583
# Total Tested	487	1,189	1,667	2,159	6,292	10,197	7,472	29,833	19,437
# Total C	80	432	1,056	1,308	4,278	8,538	7,208	28,090	16,436
# Total NC	407	757	611	851	2,014	1,659	264	1,743	3,001
% Total C	16%	36%	63%	61%	68%	84%	96%	94%	85%
% Total NC	84%	64%	37%	39%	32%	16%	4%	6%	15%

Appendix R: Conformance of Self-reported Internet and Intranet Webpages Tested over 9 Reporting Cycles for NASA (Feb 2021)

Test Category	Feb 2017	Aug 2017	Feb 2018	Aug 2018	Feb 2019	Aug 2019	Feb 2020	Aug 2020	Feb 2021
Internet Tested	0	1,940	1,258	1,242	1,006	946	903	851	903
Internet Conformant	0	1,765	767	758	326	428	424	472	423
Internet Non-conformant	0	175	491	484	680	518	479	379	480
Intranet Tested	0	0	2,974	3,021	2,236	2,172	2,045	1,981	2,045
Intranet Conformant	0	0	1,457	1,450	2,012	1,156	1,125	1,185	1,117
Intranet Non-conformant	0	0	1,517	1,571	224	1,016	920	796	928
# Total Tested	0	1,940	4,232	4,263	3,242	3,118	2,948	2,832	2,948
# Total C	0	1,765	2,225	2,208	2,338	1,584	1,549	1,657	1,539
# Total NC	0	175	2,007	2,055	904	1,534	1,399	1,175	1,409
% Total C	N/A	91%	53%	52%	72%	51%	53%	59%	52%
% Total NC	N/A	9%	47%	48%	28%	49%	47%	41%	48%

Appendix S: Conformance of Self-reported Internet and Intranet Webpages Tested over 9 Reporting Cycles for NSF (Feb 2021)

Test Category	Feb 2017	Aug 2017	Feb 2018	Aug 2018	Feb 2019	Aug 2019	Feb 2020	Aug 2020	Feb 2021
Internet Tested	0	0	0	0	25	25	25	25	25
Internet Conformant	0	0	0	0	24	25	23	18	24
Internet Non-conformant	0	0	0	0	1	0	2	7	1
Intranet Tested	0	0	0	0	0	0	0	0	25
Intranet Conformant	0	0	0	0	0	0	0	0	22
Intranet Non-conformant	0	0	0	0	0	0	0	0	3
# Total Tested	0	0	0	0	25	25	25	25	50
# Total C	0	0	0	0	24	25	23	18	46
# Total NC	0	0	0	0	1	0	2	7	4
% Total C	N/A	N/A	N/A	N/A	96%	100%	92%	73%	92%
% Total NC	N/A	N/A	N/A	N/A	4%	0%	8%	27%	8%

Appendix T: Conformance of Self-reported Internet and Intranet Webpages Tested over 9 Reporting Cycles for NRC (Feb 2021)

Test Category	Feb 2017	Aug 2017	Feb 2018	Aug 2018	Feb 2019	Aug 2019	Feb 2020	Aug 2020	Feb 2021
Internet Tested	0	0	0	0	0	0	5	5	10
Internet Conformant	0	0	0	0	0	0	0	0	0
Internet Non-conformant	0	0	0	0	0	0	5	5	10
Intranet Tested	0	0	0	0	0	0	5	10	5
Intranet Conformant	0	0	0	0	0	0	0	0	0
Intranet Non-conformant	0	0	0	0	0	0	5	10	5
# Total Tested	0	0	0	0	0	0	10	15	15
# Total C	0	0	0	0	0	0	0	0	0
# Total NC	0	0	0	0	0	0	10	15	15
% Total C	N/A	N/A	N/A	N/A	N/A	N/A	0%	0%	0%
% Total NC	N/A	N/A	N/A	N/A	N/A	N/A	100%	100%	100%

Appendix U: Conformance of Self-reported Internet and Intranet Webpages Tested over 9 Reporting Cycles for OPM (Feb 2021)

Test Category	Feb 2017	Aug 2017	Feb 2018	Aug 2018	Feb 2019	Aug 2019	Feb 2020	Aug 2020	Feb 2021
Internet Tested	846	1,905	998	998	2,668	2,696	1,564	2,245	4,152
Internet Conformant	838	1,905	968	988	2,641	2,642	1,548	2,178	4,152
Internet Non-conformant	8	0	30	10	27	54	16	67	0
Intranet Tested	25	41	804	803	163	148	540	50	15
Intranet Conformant	25	41	804	803	0	148	540	50	15
Intranet Non-conformant	0	0	0	0	163	0	0	0	0
# Total Tested	871	1,946	1,802	1,801	2,831	2,844	2,104	2,295	4,167
# Total C	863	1,946	1,772	1,791	2,641	2,790	2,088	2,228	4,167
# Total NC	8	0	30	10	190	54	16	67	0
% Total C	99%	100%	98%	99%	93%	98%	99%	97%	100%
% Total NC	1%	0%	2%	1%	7%	2%	1%	3%	0%

Appendix V: Conformance of Self-reported Internet and Intranet Webpages Tested over 9 Reporting Cycles for SBA (Feb 2021)

Test Category	Feb 2017	Aug 2017	Feb 2018	Aug 2018	Feb 2019	Aug 2019	Feb 2020	Aug 2020	Feb 2021
Internet Tested	0	0	0	0	0	900	2,283	935	3,914
Internet Conformant	0	0	0	0	0	540	1,005	281	2,505
Internet Non-conformant	0	0	0	0	0	360	1,278	655	1,409
Intranet Tested	0	0	0	0	0	0	0	10	0
Intranet Conformant	0	0	0	0	0	0	0	2	0
Intranet Non-conformant	0	0	0	0	0	0	0	8	0
# Total Tested	0	0	0	0	0	900	2,283	945	3,914
# Total C	0	0	0	0	0	540	1,005	283	2,505
# Total NC	0	0	0	0	0	360	1,278	663	1,409
% Total C	N/A	N/A	N/A	N/A	N/A	60%	44%	30%	64%
% Total NC	N/A	N/A	N/A	N/A	N/A	40%	56%	70%	36%

Appendix W: Conformance of Self-reported Internet and Intranet Webpages Tested over 9 Reporting Cycles for SSA (Feb 2021)

Test Category	Feb 2017	Aug 2017	Feb 2018	Aug 2018	Feb 2019	Aug 2019	Feb 2020	Aug 2020	Feb 2021
Internet Tested	0	24,727	26,489	26,917	31,905	24,379	24,843	25,009	25,491
Internet Conformant	0	24,480	26,224	26,648	29,353	24,135	24,595	24,759	25,236
Internet Non-conformant	0	247	265	269	2,552	244	248	250	255
Intranet Tested	0	15,633	14,558	19,907	83,549	80,972	42,323	49,054	48,685
Intranet Conformant	0	14,070	12,957	18,115	82,714	63,968	30,049	43,168	43,330
Intranet Non-conformant	0	1,563	1,601	1,792	835	17,004	12,274	5,886	5,355
# Total Tested	0	40,360	41,047	46,824	115,454	105,351	67,166	74,063	74,176
# Total C	0	38,550	39,181	44,763	112,067	88,103	54,644	67,926	68,566
# Total NC	0	1,810	1,866	2,061	3,387	17,248	12,522	6,137	5,610
% Total C	N/A	96%	95%	96%	97%	84%	81%	92%	92%
% Total NC	N/A	4%	5%	4%	3%	16%	19%	8%	8%

Appendix X: Conformance of Self-reported Internet and Intranet Webpages Tested over 9 Reporting Cycles for USAID (Feb 2021)

Test Category	Feb 2017	Aug 2017	Feb 2018	Aug 2018	Feb 2019	Aug 2019	Feb 2020	Aug 2020	Feb 2021
Internet Tested	49,600	43,339	38,620	36,678	36,678	191	1,229	48	1,560
Internet Conformant	38,688	26,437	23,944	2,934	2,934	189	811	23	499
Internet Non-conformant	10,912	16,902	14,676	33,744	33,744	2	418	25	1,061
Intranet Tested	0	0	0	0	0	0	0	0	0
Intranet Conformant	0	0	0	0	0	0	0	0	0
Intranet Non-conformant	0	0	0	0	0	0	0	0	0
# Total Tested	49,600	43,339	38,620	36,678	36,678	191	1,229	48	1,560
# Total C	38,688	26,437	23,944	2,934	2,934	189	811	23	499
# Total NC	10,912	16,902	14,676	33,744	33,744	2	418	25	1,061
% Total C	78%	61%	62%	8%	8%	99%	66%	47%	32%
% Total NC	22%	39%	38%	92%	92%	1%	34%	53%	68%