



Autumn 2022 Section 508 Program Maturity Report

Executive Supplemental

Overview

This document is a companion to the Autumn 2022 Section 508 Program Maturity Summary Report to Executives and is a collection of agency-specific, self-reported data, which masks inherent difficulties when attempting to describe the state of government-wide accessibility compared to viewing the data in aggregate.

Included in this document:

- Section 508 Program staffing levels
- Section 508 Program self-assessment
- Conformance of self-reported Internet and Intranet web pages tested
- Conformance of PDF document conformance among top downloads
- Conformance of agency website accessibility statements

Department of Agriculture

Biannual Agency Section 508 Self Assessment Report to OMB – August 2022

The OMB Section 508 Dashboard is a reflection of all federal departments/agencies capturing key Section 508 metrics. All metrics are reviewed by OMB and provided to individual agency executives. Agencies are required to provide metrics for Acquisition, Agency EIT Lifecycle Activities, Testing and Validation, Complaints Process, and Training and Section 508 Compliance for Intranet and Internet websites.

Agency CIO: Gary Washington	Agency Section 508 Program Manager: Angela Williams
Agency Annual IT Budget: \$2.7B	Agency Submitter: Angela Williams
Number of Employees Supporting Agency Section 508 Program: 60	Number of Contractors Supporting Agency Section 508 Program: 10

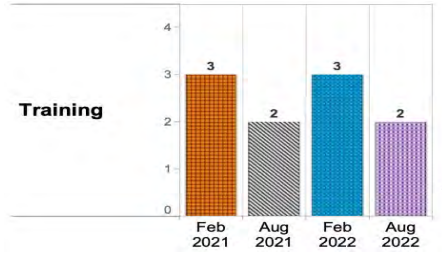
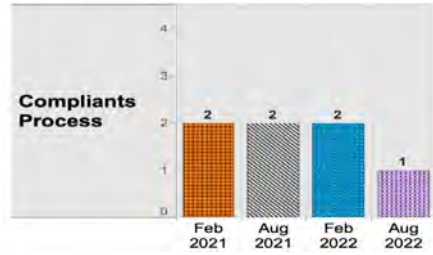
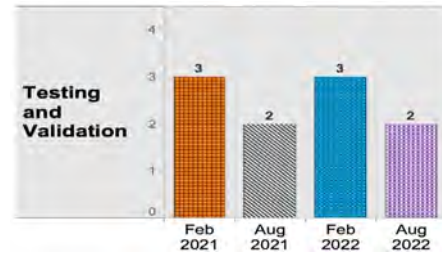
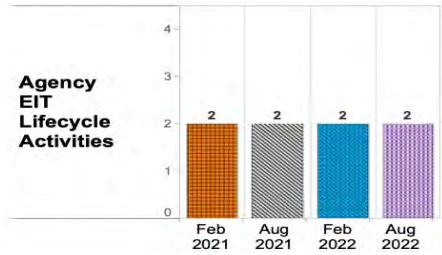
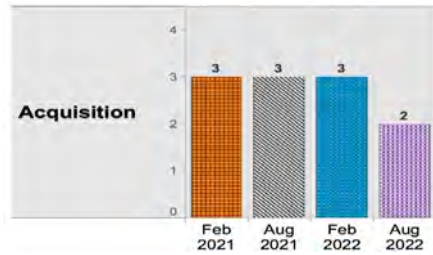
✓ Number of Internet web pages evaluated & tested: **49,201**

✓ Percentage of Internet web pages meeting technical standards of those evaluated / tested: **33%**

✓ Number of Intranet web pages evaluated & tested: **15,737**

✓ Percentage of Intranet web pages meeting technical standards of those evaluated / tested: **16%**

AGENCY PROGRESS



Metrics are scored 1 - 4

- 1 = Ad Hoc
- 2 = Planned
- 3 = Resourced
- 4 = Measured

Corporation for National and Community Service

Biannual Agency Section 508 Self Assessment Report to OMB – August 2022

The OMB Section 508 Dashboard is a reflection of all federal departments/agencies capturing key Section 508 metrics. All metrics are reviewed by OMB and provided to individual agency executives. Agencies are required to provide metrics for Acquisition, Agency EIT Lifecycle Activities, Testing and Validation, Complaints Process, and Training and Section 508 Compliance for Intranet and Internet websites.

Agency CIO: Pape Cisse	Agency Section 508 Program Manager: Sharron Tendai
Agency Annual IT Budget: \$N/A	Agency Submitter: Otis Winters
Number of Employees Supporting Agency Section 508 Program: 4	Number of Contractors Supporting Agency Section 508 Program: 3

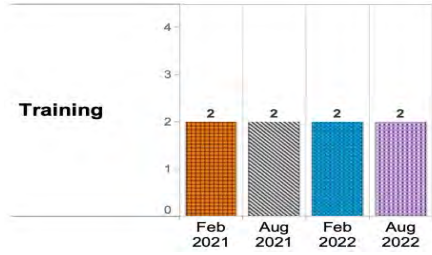
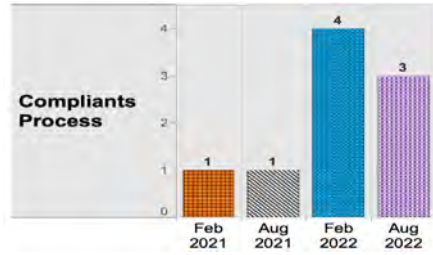
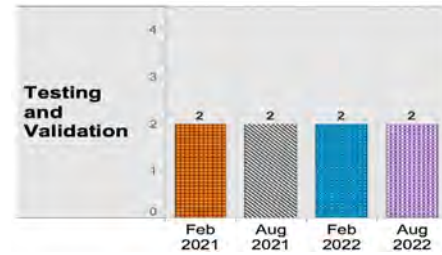
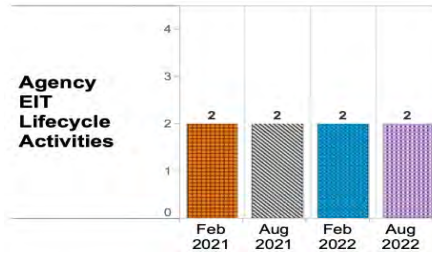
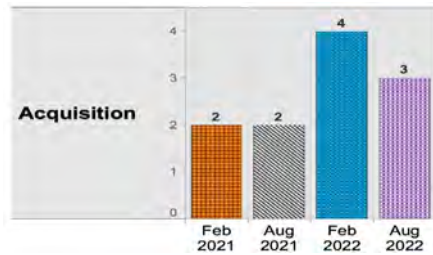
✓ Number of Internet web pages evaluated & tested: **1,067**

✓ Percentage of Internet web pages meeting technical standards of those evaluated / tested: **37%**

✓ Number of Intranet web pages evaluated & tested: **0**

✓ Percentage of Intranet web pages meeting technical standards of those evaluated / tested: **0%**

AGENCY PROGRESS



Metrics are scored 1 - 4
 1 = Ad Hoc
 2 = Planned
 3 = Resourced
 4 = Measured

Department of Commerce

Biannual Agency Section 508 Self Assessment Report to OMB – August 2022

The OMB Section 508 Dashboard is a reflection of all federal departments/agencies capturing key Section 508 metrics. All metrics are reviewed by OMB and provided to individual agency executives. Agencies are required to provide metrics for Acquisition, Agency EIT Lifecycle Activities, Testing and Validation, Complaints Process, and Training and Section 508 Compliance for Intranet and Internet websites.

Agency CIO: Andre Mendez	Agency Section 508 Program Manager: Jennifer Jessup
Agency Annual IT Budget: \$2.8B	Agency Submitter: Jennifer Jessup
Number of Employees Supporting Agency Section 508 Program: 10	Number of Contractors Supporting Agency Section 508 Program: 6

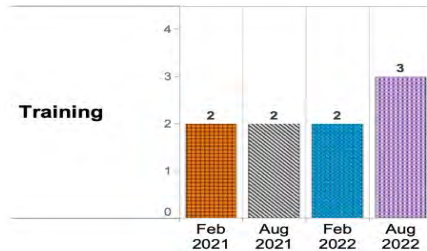
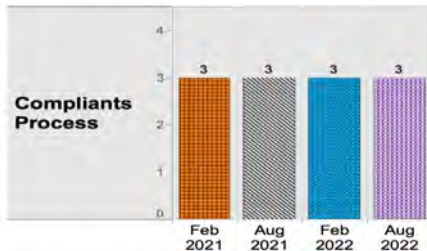
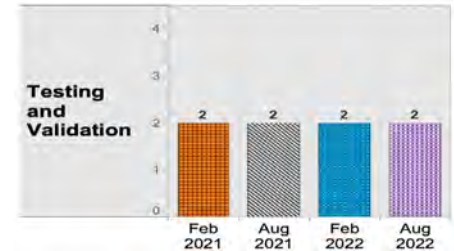
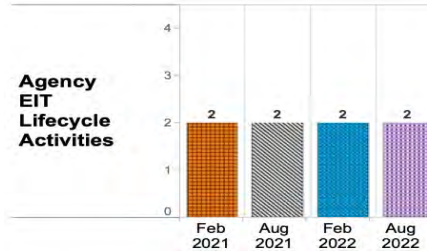
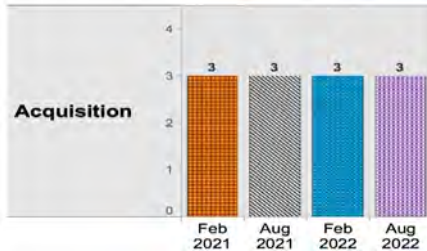
✓ Number of Internet web pages evaluated & tested: **100**

✓ Percentage of Internet web pages meeting technical standards of those evaluated / tested: **85%**

✓ Number of Intranet web pages evaluated & tested: **100**

✓ Percentage of Intranet web pages meeting technical standards of those evaluated / tested: **92%**

AGENCY PROGRESS



Metrics are scored 1 - 4
 1 = Ad Hoc
 2 = Planned
 3 = Resourced
 4 = Measured

Department of Defense

Biannual Agency Section 508 Self Assessment Report to OMB – August 2022

The OMB Section 508 Dashboard is a reflection of all federal departments/agencies capturing key Section 508 metrics. All metrics are reviewed by OMB and provided to individual agency executives. Agencies are required to provide metrics for Acquisition, Agency EIT Lifecycle Activities, Testing and Validation, Complaints Process, and Training and Section 508 Compliance for Intranet and Internet websites.

Agency CIO: John Sherman	Agency Section 508 Program Manager: Susan “Jen” Haggarty
Agency Annual IT Budget: \$36B	Agency Submitter: Jen Haggarty
Number of Employees Supporting Agency Section 508 Program: 143	Number of Contractors Supporting Agency Section 508 Program: 104

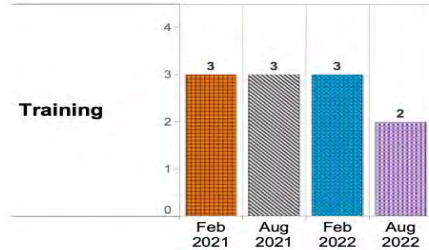
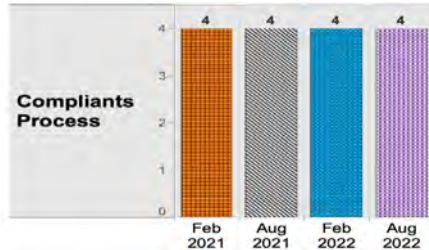
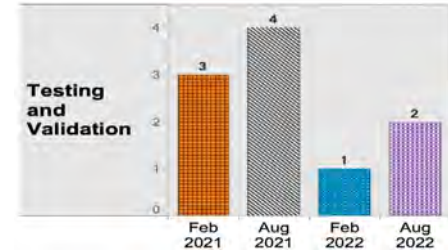
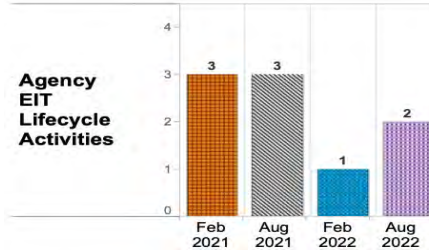

✓ Number of Internet web pages evaluated & tested: **56,159**

✓ Percentage of Internet web pages meeting technical standards of those evaluated / tested: **93%**

✓ Number of Intranet web pages evaluated & tested: **7,087**

✓ Percentage of Intranet web pages meeting technical standards of those evaluated / tested: **86%**

AGENCY PROGRESS



Metrics are scored 1 - 4
 1 = Ad Hoc
 2 = Planned
 3 = Resourced
 4 = Measured

Department of Education

Biannual Agency Section 508 Self Assessment Report to OMB – August 2022

The OMB Section 508 Dashboard is a reflection of all federal departments/agencies capturing key Section 508 metrics. All metrics are reviewed by OMB and provided to individual agency executives. Agencies are required to provide metrics for Acquisition, Agency EIT Lifecycle Activities, Testing and Validation, Complaints Process, and Training and Section 508 Compliance for Intranet and Internet websites.

Agency CIO: Jason Gray	Agency Section 508 Program Manager: Denise McGland
Agency Annual IT Budget: \$1B	Agency Submitter: Jason Lautenbacher
Number of Employees Supporting Agency Section 508 Program: 4	Number of Contractors Supporting Agency Section 508 Program: 8

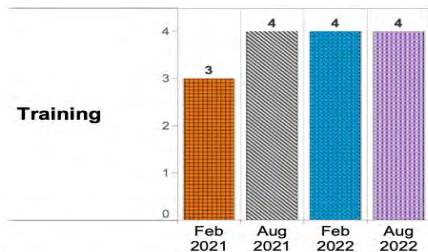
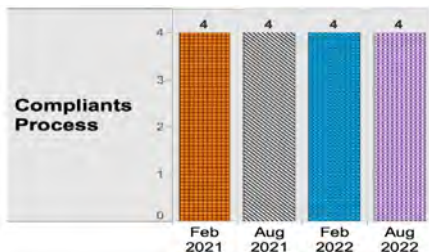
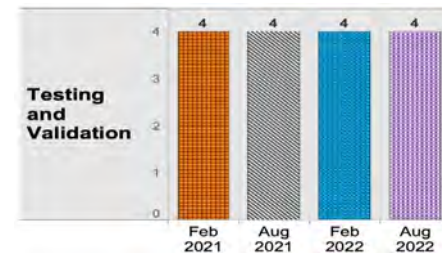
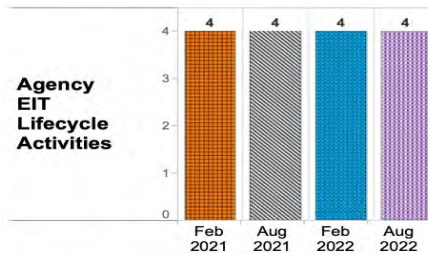
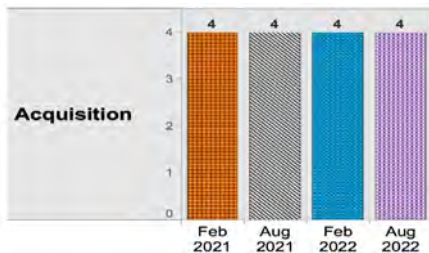
✓ Number of Internet web pages evaluated & tested: **47**

✓ Percentage of Internet web pages meeting technical standards of those evaluated / tested: **83%**

✓ Number of Intranet web pages evaluated & tested: **41**

✓ Percentage of Intranet web pages meeting technical standards of those evaluated / tested: **100%**

AGENCY PROGRESS



Metrics are scored 1 - 4
 1 = Ad Hoc
 2 = Planned
 3 = Resourced
 4 = Measured

Department of Energy

Biannual Agency Section 508 Self Assessment Report to OMB – August 2022

The OMB Section 508 Dashboard is a reflection of all federal departments/agencies capturing key Section 508 metrics. All metrics are reviewed by OMB and provided to individual agency executives. Agencies are required to provide metrics for Acquisition, Agency EIT Lifecycle Activities, Testing and Validation, Complaints Process, and Training and Section 508 Compliance for Intranet and Internet websites.

Agency CIO: Ann Dunkin	Agency Section 508 Program Manager: Teddy Lee Dyer
Agency Annual IT Budget: \$3.1B	Agency Submitter: Teddy Lee Dyer
Number of Employees Supporting Agency Section 508 Program: 1	Number of Contractors Supporting Agency Section 508 Program: 1

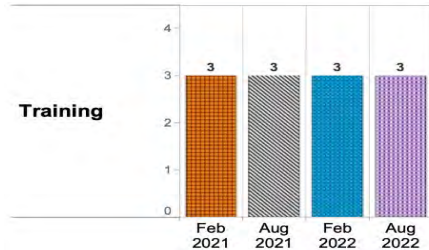
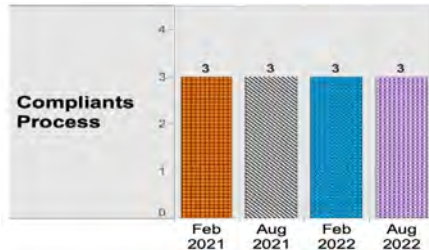
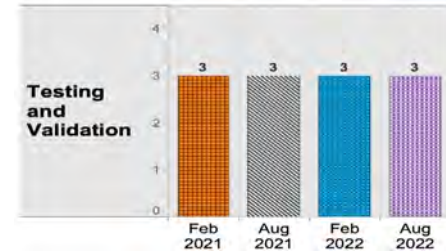
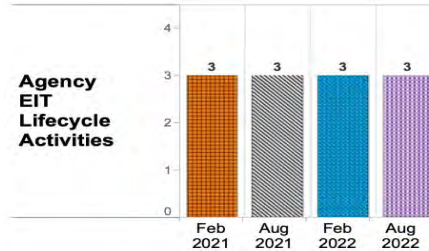
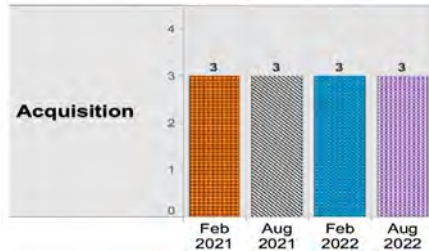
✓ Number of Internet web pages evaluated & tested: **3,564,508**

✓ Percentage of Internet web pages meeting technical standards of those evaluated / tested: **99%**

✓ Number of Intranet web pages evaluated & tested: **28,392**

✓ Percentage of Intranet web pages meeting technical standards of those evaluated / tested: **56%**

AGENCY PROGRESS



Metrics are scored 1 - 4
 1 = Ad Hoc
 2 = Planned
 3 = Resourced
 4 = Measured

Department of Health and Human Services

Biannual Agency Section 508 Self Assessment Report to OMB – August 2022

The OMB Section 508 Dashboard is a reflection of all federal departments/agencies capturing key Section 508 metrics. All metrics are reviewed by OMB and provided to individual agency executives. Agencies are required to provide metrics for Acquisition, Agency EIT Lifecycle Activities, Testing and Validation, Complaints Process, and Training and Section 508 Compliance for Intranet and Internet websites.

Agency CIO: Dr. Karl Mathias	Agency Section 508 Program Manager: Kate Sweeney
Agency Annual IT Budget: \$7B	Agency Submitter: Kate Sweeney
Number of Employees Supporting Agency Section 508 Program: 139	Number of Contractors Supporting Agency Section 508 Program: 67

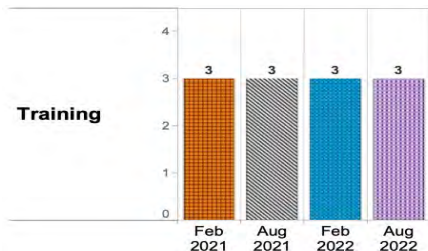
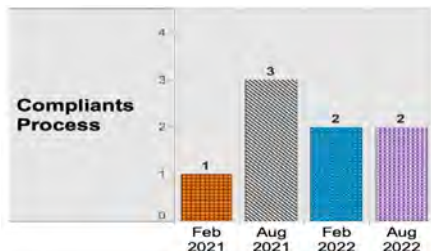
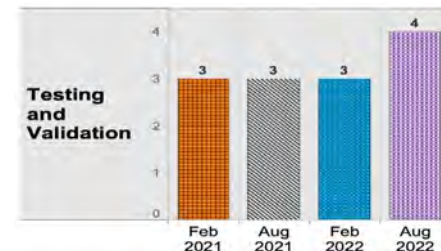
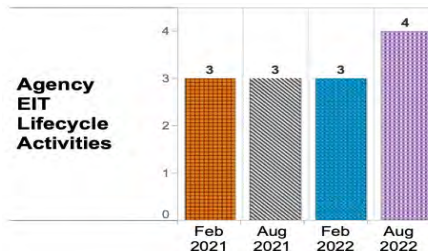
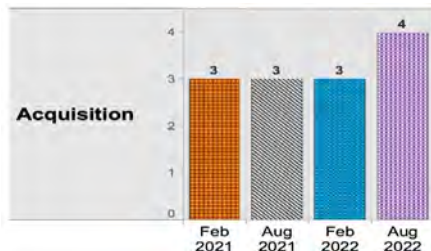
✓ Number of Internet web pages evaluated & tested: **98,861**

✓ Percentage of Internet web pages meeting technical standards of those evaluated / tested: **90%**

✓ Number of Intranet web pages evaluated & tested: **1,430**

✓ Percentage of Intranet web pages meeting technical standards of those evaluated / tested: **71%**

AGENCY PROGRESS



Metrics are scored 1 - 4
 1 = Ad Hoc
 2 = Planned
 3 = Resourced
 4 = Measured

Department of Homeland Security

Biannual Agency Section 508 Self Assessment Report to OMB – August 2022

The OMB Section 508 Dashboard is a reflection of all federal departments/agencies capturing key Section 508 metrics. All metrics are reviewed by OMB and provided to individual agency executives. Agencies are required to provide metrics for Acquisition, Agency EIT Lifecycle Activities, Testing and Validation, Complaints Process, and Training and Section 508 Compliance for Intranet and Internet websites.

Agency CIO: Eric Hysen	Agency Section 508 Program Manager: Nicshan Floyd
Agency Annual IT Budget: \$7.4B	Agency Submitter: Nicshan Floyd
Number of Employees Supporting Agency Section 508 Program: 35	Number of Contractors Supporting Agency Section 508 Program: 26

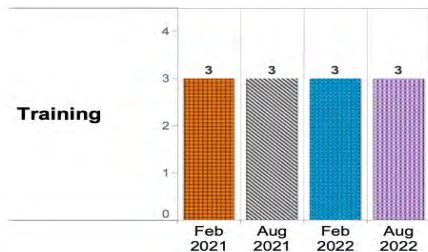
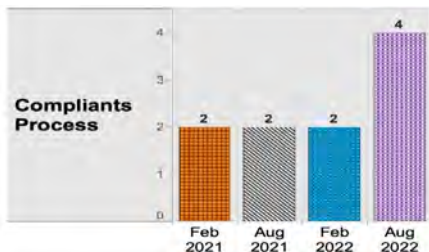
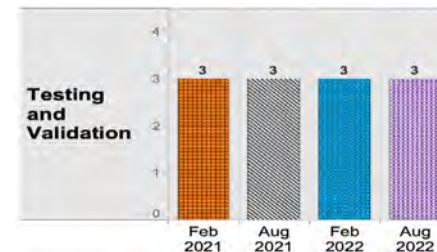
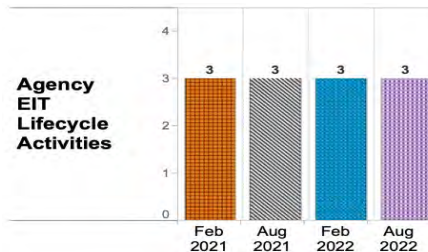
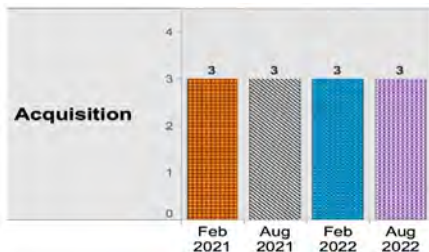
✓ Number of Internet web pages evaluated & tested: **87,691**

✓ Percentage of Internet web pages meeting technical standards of those evaluated / tested: **73%**

✓ Number of Intranet web pages evaluated & tested: **0**

✓ Percentage of Intranet web pages meeting technical standards of those evaluated / tested: **0%**

AGENCY PROGRESS



Metrics are scored 1 - 4
 1 = Ad Hoc
 2 = Planned
 3 = Resourced
 4 = Measured

Department of Housing and Urban Development

Biannual Agency Section 508 Self Assessment Report to OMB – August 2022

The OMB Section 508 Dashboard is a reflection of all federal departments/agencies capturing key Section 508 metrics. All metrics are reviewed by OMB and provided to individual agency executives. Agencies are required to provide metrics for Acquisition, Agency EIT Lifecycle Activities, Testing and Validation, Complaints Process, and Training and Section 508 Compliance for Intranet and Internet websites.

Agency CIO: Beth Niblock	Agency Section 508 Program Manager: Jeffery Salit
Agency Annual IT Budget: \$447M	Agency Submitter: Jeffrey Salit
Number of Employees Supporting Agency Section 508 Program: 2	Number of Contractors Supporting Agency Section 508 Program: 1

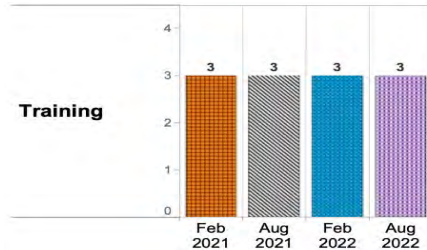
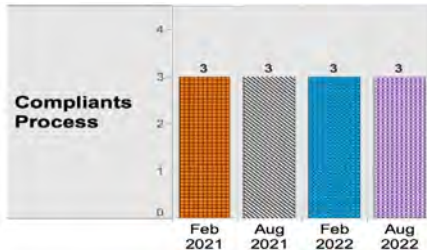
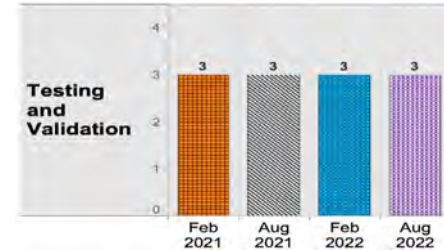
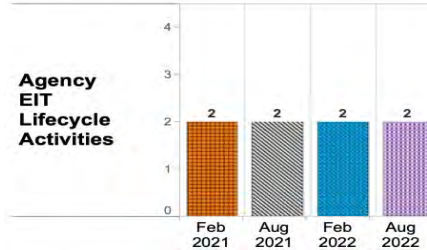
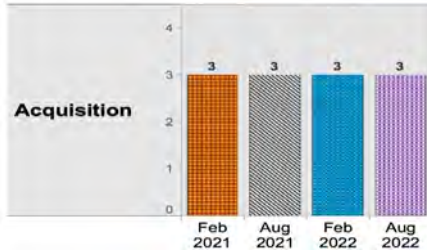
✓ Number of Internet web pages evaluated & tested: **175**

✓ Percentage of Internet web pages meeting technical standards of those evaluated / tested: **100%**

✓ Number of Intranet web pages evaluated & tested: **130**

✓ Percentage of Intranet web pages meeting technical standards of those evaluated / tested: **100%**

AGENCY PROGRESS



Metrics are scored 1 - 4
 1 = Ad Hoc
 2 = Planned
 3 = Resourced
 4 = Measured

Department of the Interior

Biannual Agency Section 508 Self Assessment Report to OMB – August 2022

The OMB Section 508 Dashboard is a reflection of all federal departments/agencies capturing key Section 508 metrics. All metrics are reviewed by OMB and provided to individual agency executives. Agencies are required to provide metrics for Acquisition, Agency EIT Lifecycle Activities, Testing and Validation, Complaints Process, and Training and Section 508 Compliance for Intranet and Internet websites.

Agency CIO: June Hartley (Acting)	Agency Section 508 Program Manager: Sid Sharma
Agency Annual IT Budget: \$1.5B	Agency Submitter: Sid Sharma
Number of Employees Supporting Agency Section 508 Program: 8	Number of Contractors Supporting Agency Section 508 Program: 2

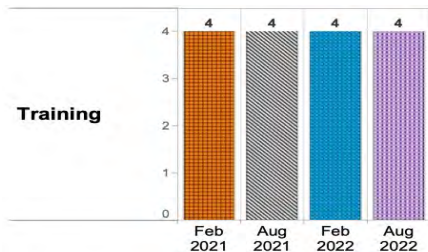
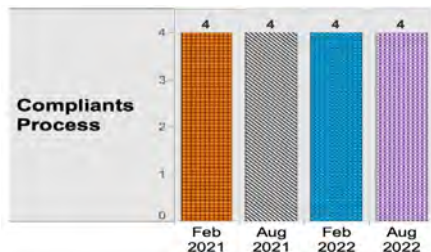
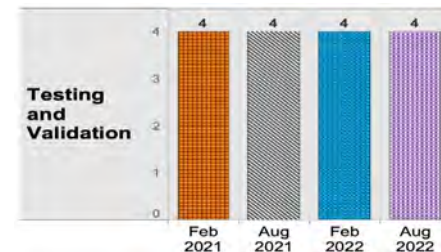
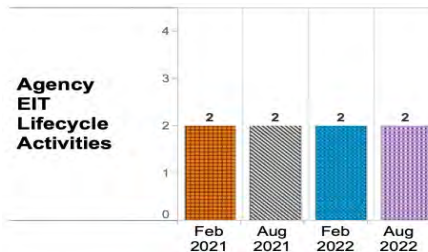
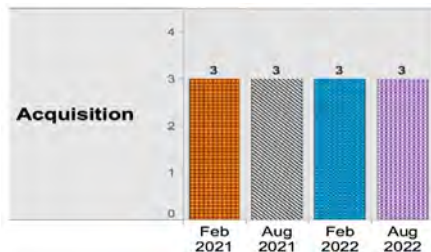
✓ Number of Internet web pages evaluated & tested: **791,321**

✓ Percentage of Internet web pages meeting technical standards of those evaluated / tested: **85%**

✓ Number of Intranet web pages evaluated & tested: **4,972**

✓ Percentage of Intranet web pages meeting technical standards of those evaluated / tested: **88%**

AGENCY PROGRESS



Metrics are scored 1 - 4
 1 = Ad Hoc
 2 = Planned
 3 = Resourced
 4 = Measured

Department of Justice

Biannual Agency Section 508 Self Assessment Report to OMB – August 2022

The OMB Section 508 Dashboard is a reflection of all federal departments/agencies capturing key Section 508 metrics. All metrics are reviewed by OMB and provided to individual agency executives. Agencies are required to provide metrics for Acquisition, Agency EIT Lifecycle Activities, Testing and Validation, Complaints Process, and Training and Section 508 Compliance for Intranet and Internet websites.

Agency CIO: Melinda Rogers	Agency Section 508 Program Manager: Robert J. Houser
Agency Annual IT Budget: \$3.1B	Agency Submitter: Melody Braswell
Number of Employees Supporting Agency Section 508 Program: 28	Number of Contractors Supporting Agency Section 508 Program: 34

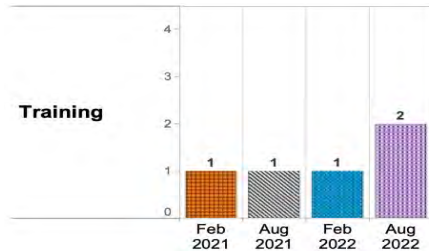
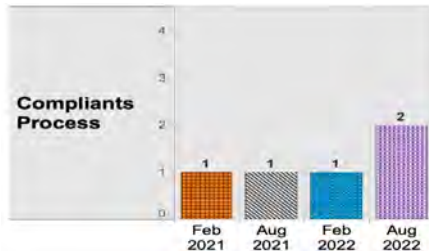
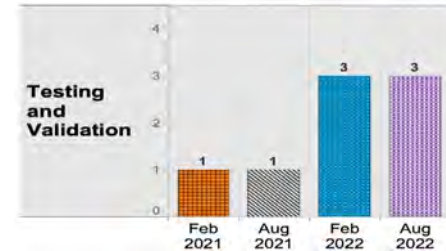
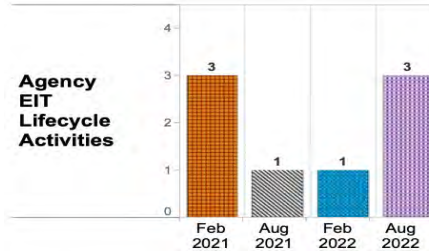
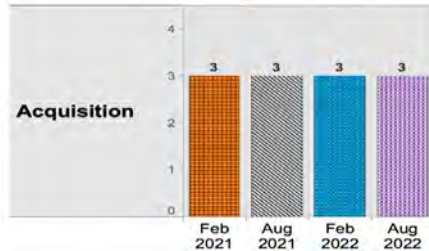
✓ Number of Internet web pages evaluated & tested: **173**

✓ Percentage of Internet web pages meeting technical standards of those evaluated / tested: **91%**

✓ Number of Intranet web pages evaluated & tested: **193**

✓ Percentage of Intranet web pages meeting technical standards of those evaluated / tested: **32%**

AGENCY PROGRESS



Metrics are scored 1 - 4
 1 = Ad Hoc
 2 = Planned
 3 = Resourced
 4 = Measured

Department of Labor

Biannual Agency Section 508 Self Assessment Report to OMB – August 2022

The OMB Section 508 Dashboard is a reflection of all federal departments/agencies capturing key Section 508 metrics. All metrics are reviewed by OMB and provided to individual agency executives. Agencies are required to provide metrics for Acquisition, Agency EIT Lifecycle Activities, Testing and Validation, Complaints Process, and Training and Section 508 Compliance for Intranet and Internet websites.

Agency CIO: Gundeep Ahluwalia	Agency Section 508 Program Manager: Brandon Jubar
Agency Annual IT Budget: \$819M	Agency Submitter: Brandon Jubar
Number of Employees Supporting Agency Section 508 Program: 62	Number of Contractors Supporting Agency Section 508 Program: 36

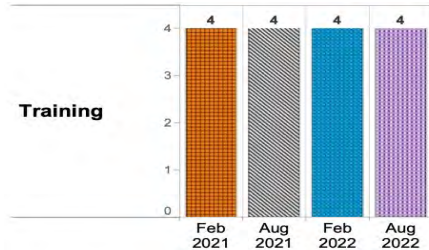
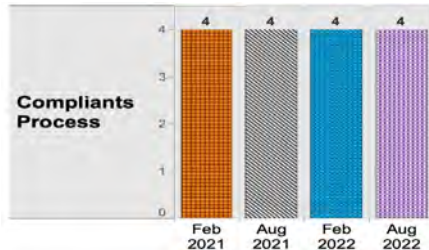
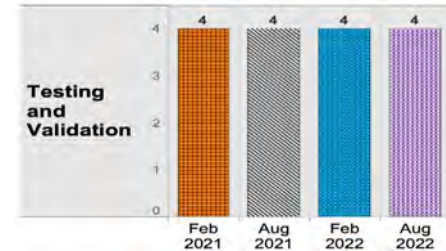
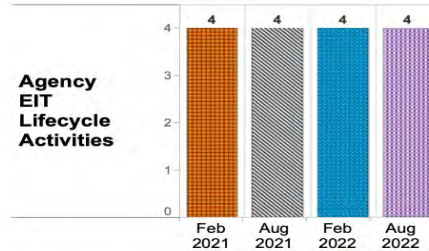
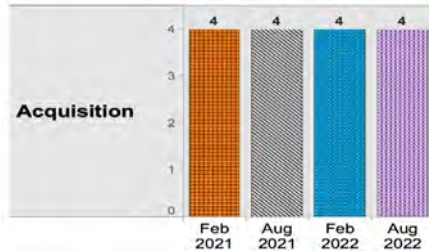
✓ Number of Internet web pages evaluated & tested: **53,798**

✓ Percentage of Internet web pages meeting technical standards of those evaluated / tested: **51%**

✓ Number of Intranet web pages evaluated & tested: **16,017**

✓ Percentage of Intranet web pages meeting technical standards of those evaluated / tested: **31%**

AGENCY PROGRESS



Metrics are scored 1 - 4
 1 = Ad Hoc
 2 = Planned
 3 = Resourced
 4 = Measured

Department of State

Biannual Agency Section 508 Self Assessment Report to OMB – August 2022

The OMB Section 508 Dashboard is a reflection of all federal departments/agencies capturing key Section 508 metrics. All metrics are reviewed by OMB and provided to individual agency executives. Agencies are required to provide metrics for Acquisition, Agency EIT Lifecycle Activities, Testing and Validation, Complaints Process, and Training and Section 508 Compliance for Intranet and Internet websites.

Agency CIO: Keith Jones	Agency Section 508 Program Manager: Richard McCarthy
Agency Annual IT Budget: \$2.6B	Agency Submitter: Richard McCarthy
Number of Employees Supporting Agency Section 508 Program: 1	Number of Contractors Supporting Agency Section 508 Program: 7

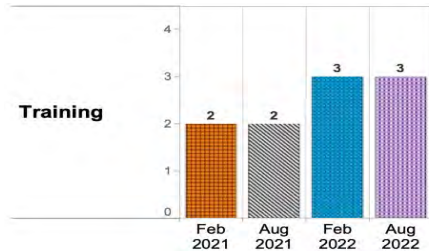
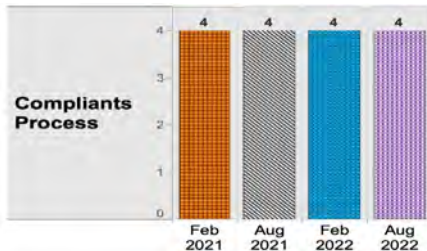
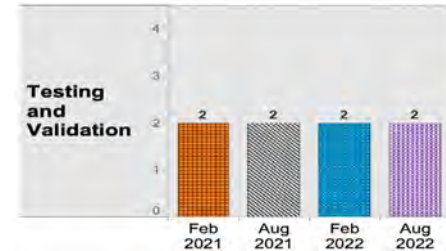
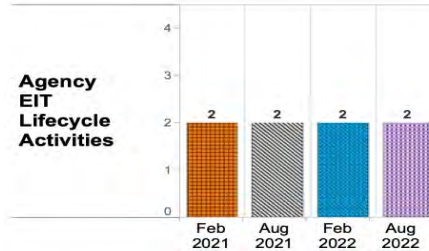
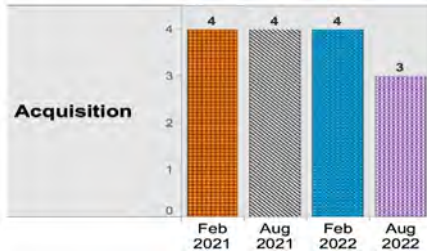
✓ Number of Internet web pages evaluated & tested: **27**

✓ Percentage of Internet web pages meeting technical standards of those evaluated / tested: **45%**

✓ Number of Intranet web pages evaluated & tested: **88**

✓ Percentage of Intranet web pages meeting technical standards of those evaluated / tested: **35%**

AGENCY PROGRESS



Metrics are scored 1 - 4
 1 = Ad Hoc
 2 = Planned
 3 = Resourced
 4 = Measured

Department of the Treasury

Biannual Agency Section 508 Self Assessment Report to OMB – August 2022

The OMB Section 508 Dashboard is a reflection of all federal departments/agencies capturing key Section 508 metrics. All metrics are reviewed by OMB and provided to individual agency executives. Agencies are required to provide metrics for Acquisition, Agency EIT Lifecycle Activities, Testing and Validation, Complaints Process, and Training and Section 508 Compliance for Intranet and Internet websites.

Agency CIO: Tony Arcadi	Agency Section 508 Program Manager: Vacant (Since January 2020)
Agency Annual IT Budget: \$5.4B	Agency Submitter: Katelyn Foreman
Number of Employees Supporting Agency Section 508 Program: 23	Number of Contractors Supporting Agency Section 508 Program: 14

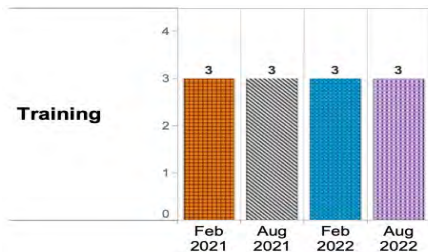
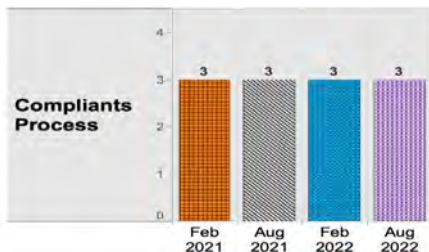
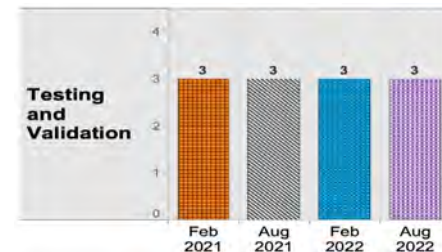
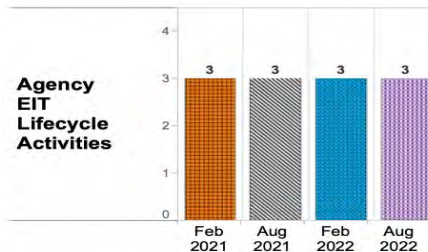
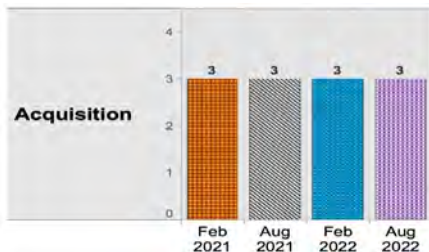
✓ Number of Internet web pages evaluated & tested: **28,969**

✓ Percentage of Internet web pages meeting technical standards of those evaluated / tested: **82%**

✓ Number of Intranet web pages evaluated & tested: **3,839**

✓ Percentage of Intranet web pages meeting technical standards of those evaluated / tested: **74%**

AGENCY PROGRESS



Metrics are scored 1 - 4
 1 = Ad Hoc
 2 = Planned
 3 = Resourced
 4 = Measured

Department of Transportation

Biannual Agency Section 508 Self Assessment Report to OMB – August 2022

The OMB Section 508 Dashboard is a reflection of all federal departments/agencies capturing key Section 508 metrics. All metrics are reviewed by OMB and provided to individual agency executives. Agencies are required to provide metrics for Acquisition, Agency EIT Lifecycle Activities, Testing and Validation, Complaints Process, and Training and Section 508 Compliance for Intranet and Internet websites.

Agency CIO: Cordell Schachter	Agency Section 508 Program Manager: Ivan Amir
Agency Annual IT Budget: \$3.5B	Agency Submitter: Ivan Amir
Number of Employees Supporting Agency Section 508 Program: 24	Number of Contractors Supporting Agency Section 508 Program: 3

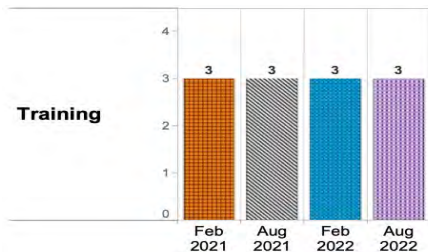
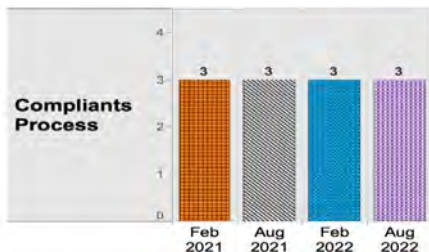
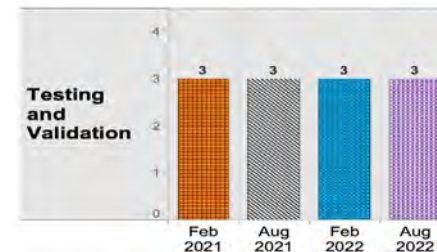
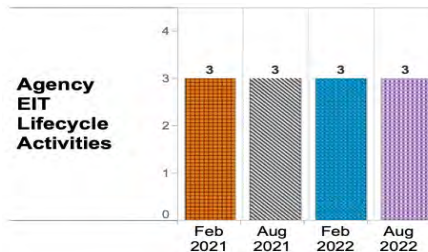
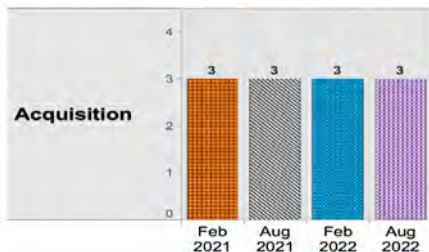
✓ Number of Internet web pages evaluated & tested: **711,652**

✓ Percentage of Internet web pages meeting technical standards of those evaluated / tested: **75%**

✓ Number of Intranet web pages evaluated & tested: **122,607**

✓ Percentage of Intranet web pages meeting technical standards of those evaluated / tested: **84%**

AGENCY PROGRESS



Metrics are scored 1 - 4
 1 = Ad Hoc
 2 = Planned
 3 = Resourced
 4 = Measured

Department of Veteran Affairs

Biannual Agency Section 508 Self Assessment Report to OMB – August 2022

The OMB Section 508 Dashboard is a reflection of all federal departments/agencies capturing key Section 508 metrics. All metrics are reviewed by OMB and provided to individual agency executives. Agencies are required to provide metrics for Acquisition, Agency EIT Lifecycle Activities, Testing and Validation, Complaints Process, and Training and Section 508 Compliance for Intranet and Internet websites.

Agency CIO: Kurt DelBene	Agency Section 508 Program Manager: Pat Sheehan
Agency Annual IT Budget: \$9.1B	Agency Submitter: Pat Sheehan
Number of Employees Supporting Agency Section 508 Program: 23	Number of Contractors Supporting Agency Section 508 Program: 12

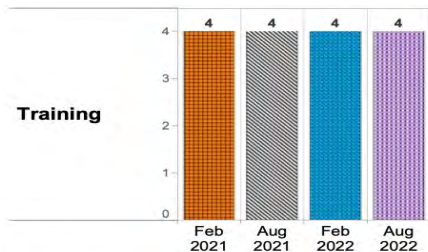
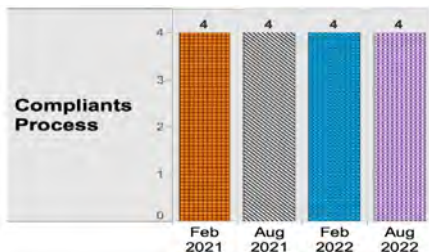
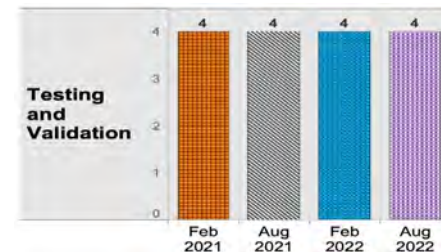
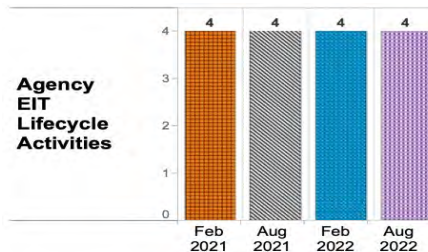
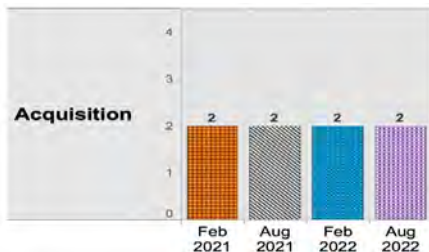
✓ Number of Internet web pages evaluated & tested: **83,159**

✓ Percentage of Internet web pages meeting technical standards of those evaluated / tested: **0%**

✓ Number of Intranet web pages evaluated & tested: **172,878**

✓ Percentage of Intranet web pages meeting technical standards of those evaluated / tested: **0%**

AGENCY PROGRESS



Metrics are scored 1 - 4
 1 = Ad Hoc
 2 = Planned
 3 = Resourced
 4 = Measured

Environmental Protection Agency

Biannual Agency Section 508 Self Assessment Report to OMB – August 2022

The OMB Section 508 Dashboard is a reflection of all federal departments/agencies capturing key Section 508 metrics. All metrics are reviewed by OMB and provided to individual agency executives. Agencies are required to provide metrics for Acquisition, Agency EIT Lifecycle Activities, Testing and Validation, Complaints Process, and Training and Section 508 Compliance for Intranet and Internet websites.

Agency CIO: Vaughn Noga	Agency Section 508 Program Manager: David Segovia
Agency Annual IT Budget: \$385M	Agency Submitter: David Segovia
Number of Employees Supporting Agency Section 508 Program: 3	Number of Contractors Supporting Agency Section 508 Program: 1

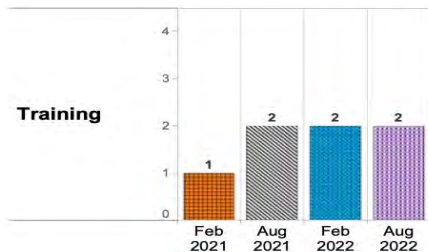
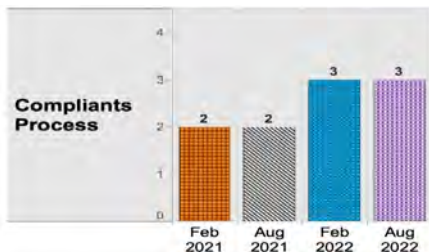
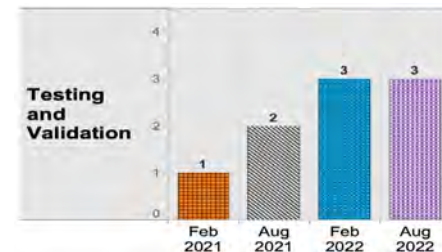
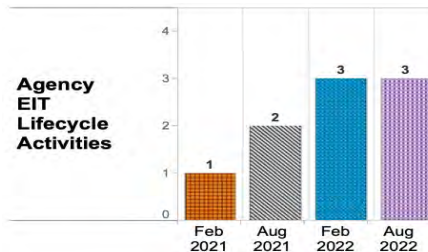
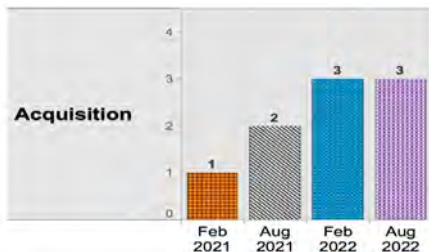
✓ Number of Internet web pages evaluated & tested: **91,381**

✓ Percentage of Internet web pages meeting technical standards of those evaluated / tested: **73%**

✓ Number of Intranet web pages evaluated & tested: **0**

✓ Percentage of Intranet web pages meeting technical standards of those evaluated / tested: **0%**

AGENCY PROGRESS



Metrics are scored 1 - 4
 1 = Ad Hoc
 2 = Planned
 3 = Resourced
 4 = Measured

Equal Employment Opportunity Commission

Biannual Agency Section 508 Self Assessment Report to OMB – August 2022

The OMB Section 508 Dashboard is a reflection of all federal departments/agencies capturing key Section 508 metrics. All metrics are reviewed by OMB and provided to individual agency executives. Agencies are required to provide metrics for Acquisition, Agency EIT Lifecycle Activities, Testing and Validation, Complaints Process, and Training and Section 508 Compliance for Intranet and Internet websites.

Agency CIO: Pierrette McIntire	Agency Section 508 Program Manager: Marc Seawright
Agency Annual IT Budget: \$N/A	Agency Submitter: Marc Seawright
Number of Employees Supporting Agency Section 508 Program: 1	Number of Contractors Supporting Agency Section 508 Program: 0

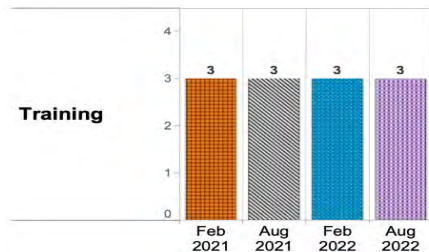
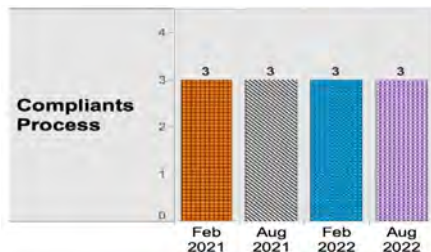
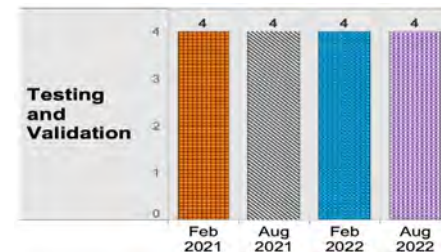
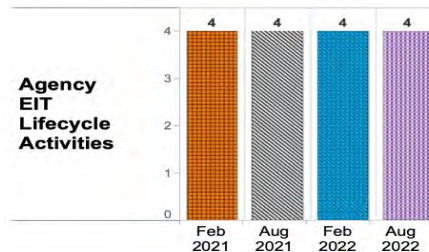
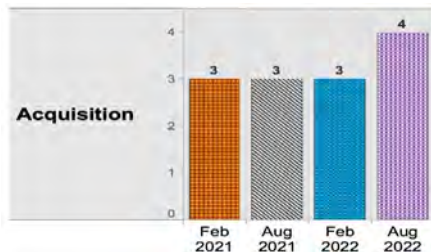
✓ Number of Internet web pages evaluated & tested: **25**

✓ Percentage of Internet web pages meeting technical standards of those evaluated / tested: **97%**

✓ Number of Intranet web pages evaluated & tested: **25**

✓ Percentage of Intranet web pages meeting technical standards of those evaluated / tested: **97%**

AGENCY PROGRESS



Metrics are scored 1 - 4
 1 = Ad Hoc
 2 = Planned
 3 = Resourced
 4 = Measured

Federal Communications Commission

Biannual Agency Section 508 Self Assessment Report to OMB – August 2022

The OMB Section 508 Dashboard is a reflection of all federal departments/agencies capturing key Section 508 metrics. All metrics are reviewed by OMB and provided to individual agency executives. Agencies are required to provide metrics for Acquisition, Agency EIT Lifecycle Activities, Testing and Validation, Complaints Process, and Training and Section 508 Compliance for Intranet and Internet websites.

Agency CIO: Shaun Costello (Acting)	Agency Section 508 Program Manager: Rebecca Lovley
Agency Annual IT Budget: \$N/A	Agency Submitter: Rebecca Lovley
Number of Employees Supporting Agency Section 508 Program: 1	Number of Contractors Supporting Agency Section 508 Program: 6

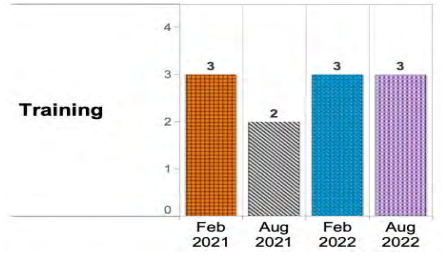
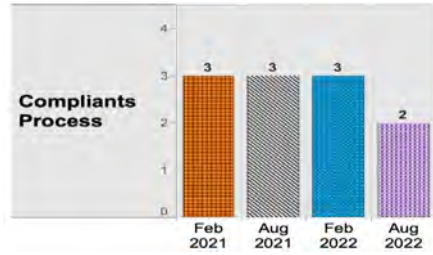
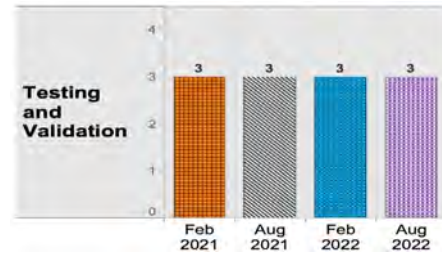
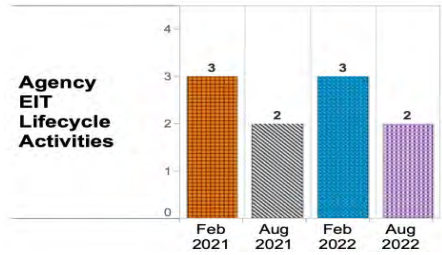
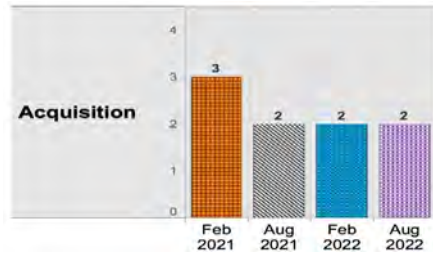
✓ Number of Internet web pages evaluated & tested: **10**

✓ Percentage of Internet web pages meeting technical standards of those evaluated / tested: **75%**

✓ Number of Intranet web pages evaluated & tested: **0**

✓ Percentage of Intranet web pages meeting technical standards of those evaluated / tested: **0%**

AGENCY PROGRESS



Metrics are scored 1 - 4

- 1 = Ad Hoc
- 2 = Planned
- 3 = Resourced
- 4 = Measured

Federal Deposit Insurance Corporation

Biannual Agency Section 508 Self Assessment Report to OMB – August 2022

The OMB Section 508 Dashboard is a reflection of all federal departments/agencies capturing key Section 508 metrics. All metrics are reviewed by OMB and provided to individual agency executives. Agencies are required to provide metrics for Acquisition, Agency EIT Lifecycle Activities, Testing and Validation, Complaints Process, and Training and Section 508 Compliance for Intranet and Internet websites.

Agency CIO: Sylvia Burns	Agency Section 508 Program Manager: Brooke Aiken
Agency Annual IT Budget: \$N/A	Agency Submitter: Brooke Aiken
Number of Employees Supporting Agency Section 508 Program: 1	Number of Contractors Supporting Agency Section 508 Program: 2

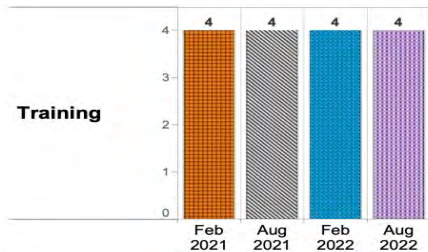
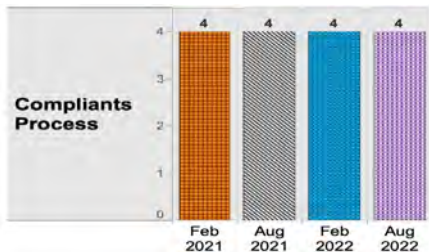
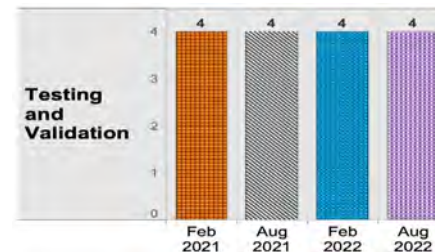
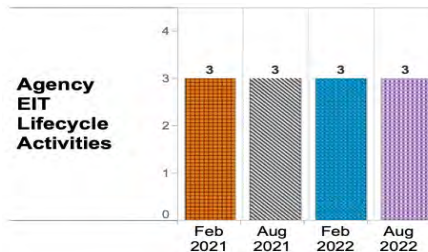
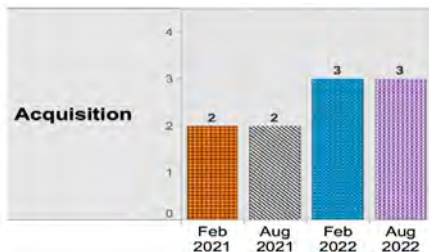
✓ Number of Internet web pages evaluated & tested: **25**

✓ Percentage of Internet web pages meeting technical standards of those evaluated / tested: **97%**

✓ Number of Intranet web pages evaluated & tested: **25**

✓ Percentage of Intranet web pages meeting technical standards of those evaluated / tested: **95%**

AGENCY PROGRESS



Metrics are scored 1 - 4
 1 = Ad Hoc
 2 = Planned
 3 = Resourced
 4 = Measured

General Services Administration

Biannual Agency Section 508 Self Assessment Report to OMB – August 2022

The OMB Section 508 Dashboard is a reflection of all federal departments/agencies capturing key Section 508 metrics. All metrics are reviewed by OMB and provided to individual agency executives. Agencies are required to provide metrics for Acquisition, Agency EIT Lifecycle Activities, Testing and Validation, Complaints Process, and Training and Section 508 Compliance for Intranet and Internet websites.

Agency CIO: Dave Shive	Agency Section 508 Program Manager: Daniel G. Perkins
Agency Annual IT Budget: \$765M	Agency Submitter: Daniel G. Perkins
Number of Employees Supporting Agency Section 508 Program: 6	Number of Contractors Supporting Agency Section 508 Program: 0

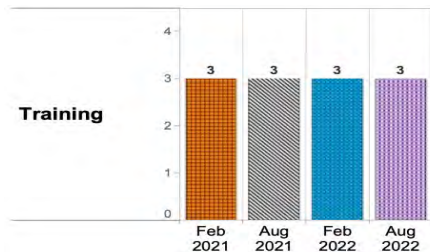
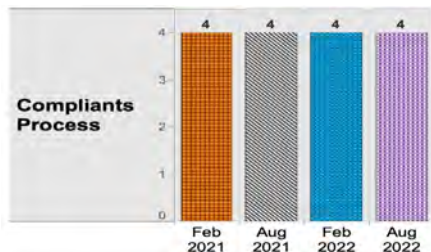
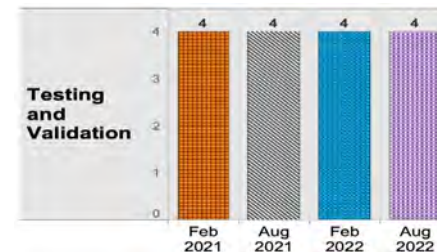
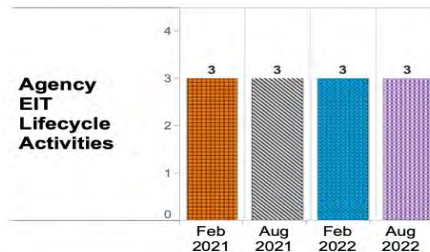
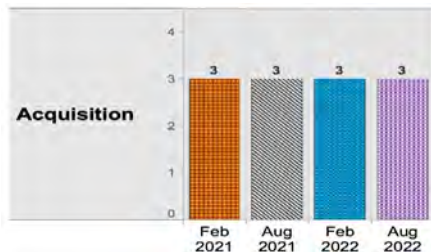
✓ Number of Internet web pages evaluated & tested: **30,048**

✓ Percentage of Internet web pages meeting technical standards of those evaluated / tested: **81%**

✓ Number of Intranet web pages evaluated & tested: **4,557**

✓ Percentage of Intranet web pages meeting technical standards of those evaluated / tested: **83%**

AGENCY PROGRESS



Metrics are scored 1 - 4
 1 = Ad Hoc
 2 = Planned
 3 = Resourced
 4 = Measured

National Aeronautics and Space Administration

Biannual Agency Section 508 Self Assessment Report to OMB – August 2022

The OMB Section 508 Dashboard is a reflection of all federal departments/agencies capturing key Section 508 metrics. All metrics are reviewed by OMB and provided to individual agency executives. Agencies are required to provide metrics for Acquisition, Agency EIT Lifecycle Activities, Testing and Validation, Complaints Process, and Training and Section 508 Compliance for Intranet and Internet websites.

Agency CIO: Jeffery Seaton	Agency Section 508 Program Manager: Courtney Ritz
Agency Annual IT Budget: \$2.2B	Agency Submitter: Courtney Ritz
Number of Employees Supporting Agency Section 508 Program: 9	Number of Contractors Supporting Agency Section 508 Program: 3

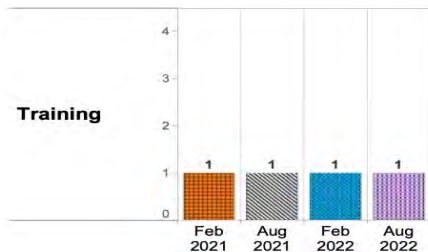
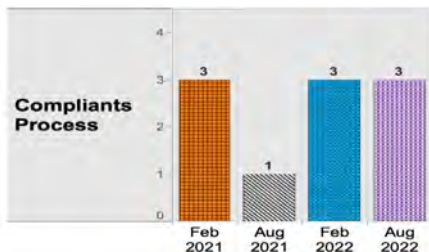
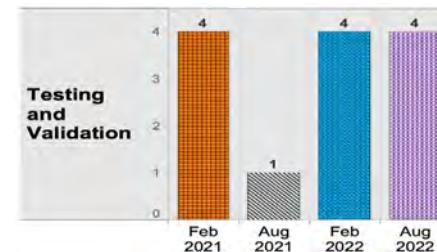
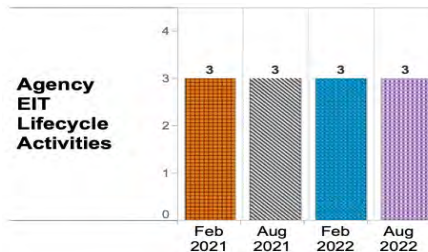
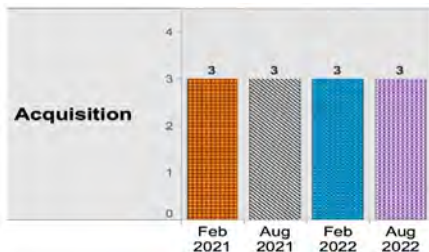
✓ Number of Internet web pages evaluated & tested: **735**

✓ Percentage of Internet web pages meeting technical standards of those evaluated / tested: **62%**

✓ Number of Intranet web pages evaluated & tested: **1,996**

✓ Percentage of Intranet web pages meeting technical standards of those evaluated / tested: **63%**

AGENCY PROGRESS



Metrics are scored 1 - 4
 1 = Ad Hoc
 2 = Planned
 3 = Resourced
 4 = Measured

National Archives and Records Administration

Biannual Agency Section 508 Self Assessment Report to OMB – August 2022

The OMB Section 508 Dashboard is a reflection of all federal departments/agencies capturing key Section 508 metrics. All metrics are reviewed by OMB and provided to individual agency executives. Agencies are required to provide metrics for Acquisition, Agency EIT Lifecycle Activities, Testing and Validation, Complaints Process, and Training and Section 508 Compliance for Intranet and Internet websites.

Agency CIO: Swarnali Haldar	Agency Section 508 Program Manager: Eric Chaskes
Agency Annual IT Budget: \$N/A	Agency Submitter: Eric Chaskes
Number of Employees Supporting Agency Section 508 Program: 1	Number of Contractors Supporting Agency Section 508 Program: 0

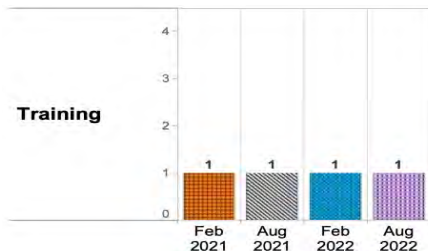
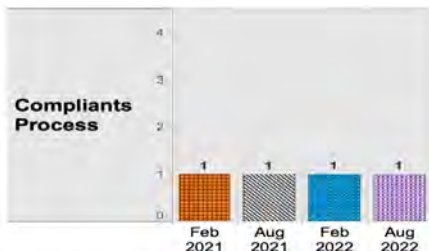
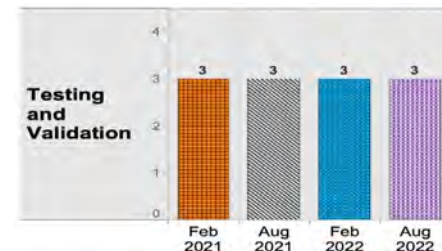
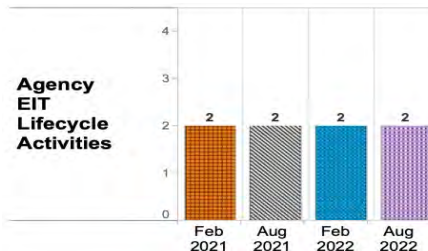
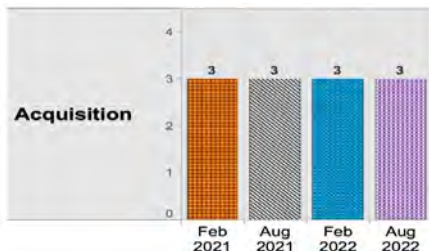
✓ Number of Internet web pages evaluated & tested: **10**

✓ Percentage of Internet web pages meeting technical standards of those evaluated / tested: **100%**

✓ Number of Intranet web pages evaluated & tested: **10**

✓ Percentage of Intranet web pages meeting technical standards of those evaluated / tested: **100%**

AGENCY PROGRESS



Metrics are scored 1 - 4
 1 = Ad Hoc
 2 = Planned
 3 = Resourced
 4 = Measured

National Credit Union Administration

Biannual Agency Section 508 Self Assessment Report to OMB – August 2022

The OMB Section 508 Dashboard is a reflection of all federal departments/agencies capturing key Section 508 metrics. All metrics are reviewed by OMB and provided to individual agency executives. Agencies are required to provide metrics for Acquisition, Agency EIT Lifecycle Activities, Testing and Validation, Complaints Process, and Training and Section 508 Compliance for Intranet and Internet websites.

Agency CIO: Robert Foster	Agency Section 508 Program Manager: Nickol Davenport
Agency Annual IT Budget: \$N/A	Agency Submitter: Nickol Davenport
Number of Employees Supporting Agency Section 508 Program: 1	Number of Contractors Supporting Agency Section 508 Program: 2

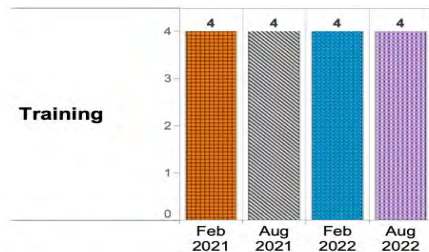
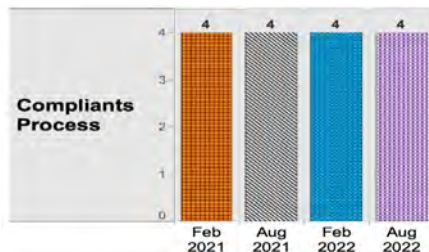
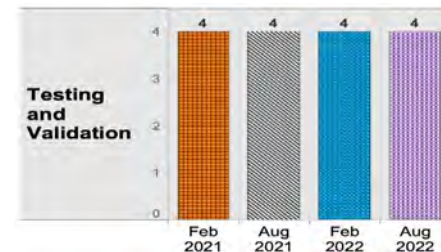
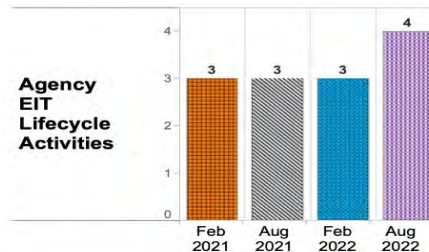
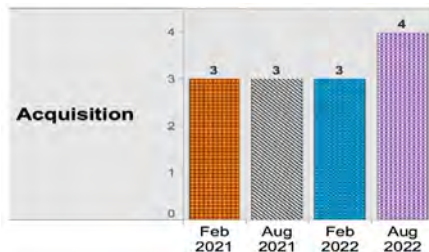
✓ Number of Internet web pages evaluated & tested: **6,096**

✓ Percentage of Internet web pages meeting technical standards of those evaluated / tested: **98%**

✓ Number of Intranet web pages evaluated & tested: **172**

✓ Percentage of Intranet web pages meeting technical standards of those evaluated / tested: **18%**

AGENCY PROGRESS



Metrics are scored 1 - 4
 1 = Ad Hoc
 2 = Planned
 3 = Resourced
 4 = Measured

National Science Foundation

Biannual Agency Section 508 Self Assessment Report to OMB – August 2022

The OMB Section 508 Dashboard is a reflection of all federal departments/agencies capturing key Section 508 metrics. All metrics are reviewed by OMB and provided to individual agency executives. Agencies are required to provide metrics for Acquisition, Agency EIT Lifecycle Activities, Testing and Validation, Complaints Process, and Training and Section 508 Compliance for Intranet and Internet websites.

Agency CIO: Dorothy Aronson	Agency Section 508 Program Manager: Katherine Otts
Agency Annual IT Budget: \$136M	Agency Submitter: Katherine Otts
Number of Employees Supporting Agency Section 508 Program: 2	Number of Contractors Supporting Agency Section 508 Program: 1

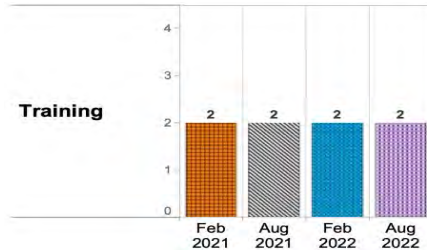
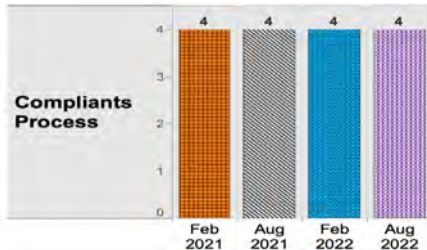
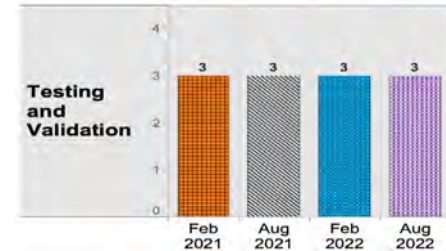
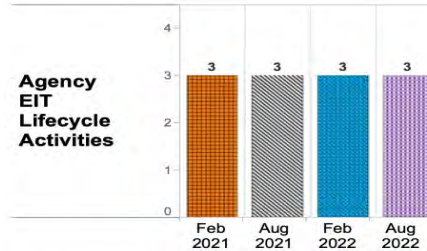
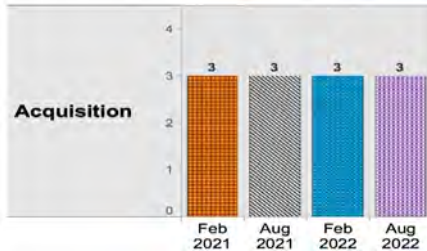
✓ Number of Internet web pages evaluated & tested: **27**

✓ Percentage of Internet web pages meeting technical standards of those evaluated / tested: **92%**

✓ Number of Intranet web pages evaluated & tested: **25**

✓ Percentage of Intranet web pages meeting technical standards of those evaluated / tested: **89%**

AGENCY PROGRESS



Metrics are scored 1 - 4
 1 = Ad Hoc
 2 = Planned
 3 = Resourced
 4 = Measured

Nuclear Regulatory Commission

Biannual Agency Section 508 Self Assessment Report to OMB – August 2022

The OMB Section 508 Dashboard is a reflection of all federal departments/agencies capturing key Section 508 metrics. All metrics are reviewed by OMB and provided to individual agency executives. Agencies are required to provide metrics for Acquisition, Agency EIT Lifecycle Activities, Testing and Validation, Complaints Process, and Training and Section 508 Compliance for Intranet and Internet websites.

Agency CIO: David Nelson	Agency Section 508 Program Manager: John D. Beatty
Agency Annual IT Budget: \$141M	Agency Submitter: John D. Beatty
Number of Employees Supporting Agency Section 508 Program: 1	Number of Contractors Supporting Agency Section 508 Program: 0

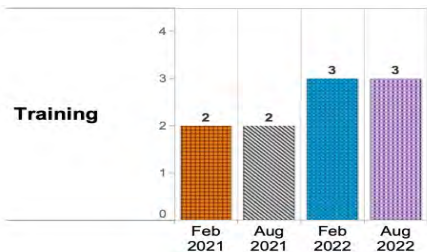
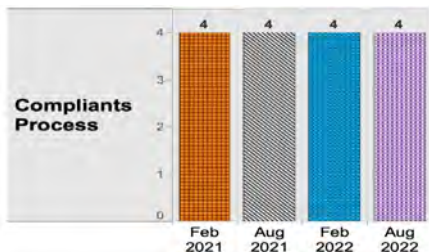
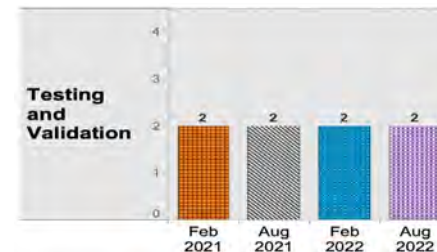
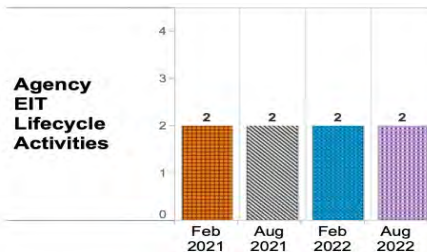
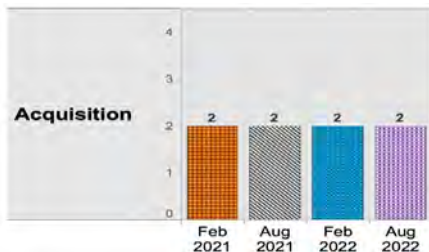
✓ Number of Internet web pages evaluated & tested: **20**

✓ Percentage of Internet web pages meeting technical standards of those evaluated / tested: **95%**

✓ Number of Intranet web pages evaluated & tested: **20**

✓ Percentage of Intranet web pages meeting technical standards of those evaluated / tested: **100%**

AGENCY PROGRESS



Metrics are scored 1 - 4
 1 = Ad Hoc
 2 = Planned
 3 = Resourced
 4 = Measured

Office of Personnel Management

Biannual Agency Section 508 Self Assessment Report to OMB – August 2022

The OMB Section 508 Dashboard is a reflection of all federal departments/agencies capturing key Section 508 metrics. All metrics are reviewed by OMB and provided to individual agency executives. Agencies are required to provide metrics for Acquisition, Agency EIT Lifecycle Activities, Testing and Validation, Complaints Process, and Training and Section 508 Compliance for Intranet and Internet websites.

Agency CIO: Guy Cavallo	Agency Section 508 Program Manager: Bethany Letalien
Agency Annual IT Budget: \$125M	Agency Submitter: Bethany Letalien
Number of Employees Supporting Agency Section 508 Program: 6	Number of Contractors Supporting Agency Section 508 Program: 10

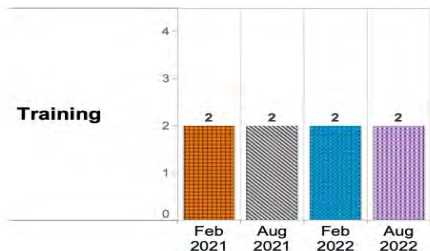
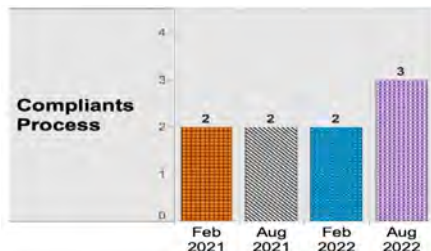
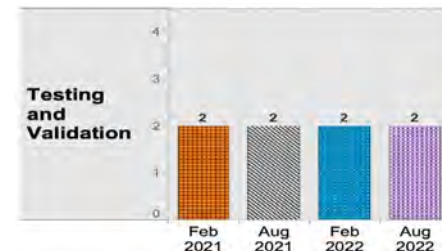
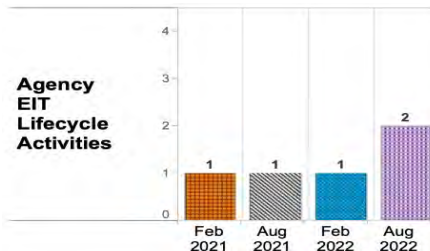
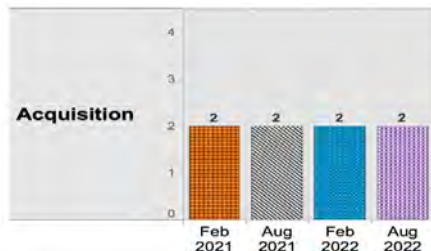
✓ Number of Internet web pages evaluated & tested: **2,331**

✓ Percentage of Internet web pages meeting technical standards of those evaluated / tested: **98%**

✓ Number of Intranet web pages evaluated & tested: **17**

✓ Percentage of Intranet web pages meeting technical standards of those evaluated / tested: **100%**

AGENCY PROGRESS



Metrics are scored 1 - 4
 1 = Ad Hoc
 2 = Planned
 3 = Resourced
 4 = Measured

Pension Benefit Guaranty Corporation

Biannual Agency Section 508 Self Assessment Report to OMB – August 2022

The OMB Section 508 Dashboard is a reflection of all federal departments/agencies capturing key Section 508 metrics. All metrics are reviewed by OMB and provided to individual agency executives. Agencies are required to provide metrics for Acquisition, Agency EIT Lifecycle Activities, Testing and Validation, Complaints Process, and Training and Section 508 Compliance for Intranet and Internet websites.

Agency CIO: Robert Scherer	Agency Section 508 Program Manager: Angela Watkins
Agency Annual IT Budget: \$N/A	Agency Submitter: Angela Watkins
Number of Employees Supporting Agency Section 508 Program: 9	Number of Contractors Supporting Agency Section 508 Program: 0

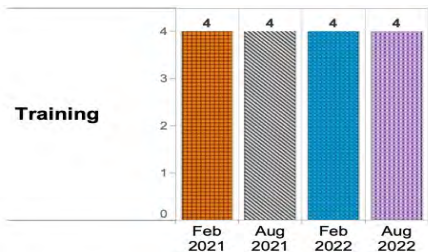
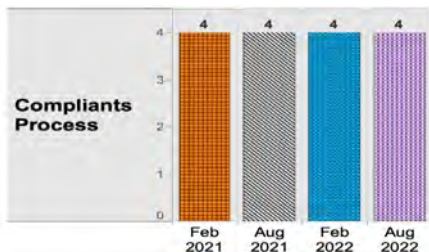
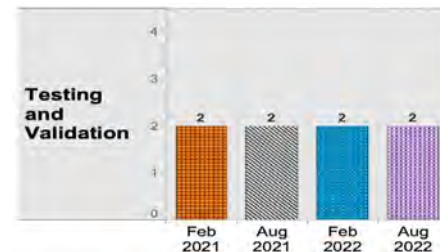
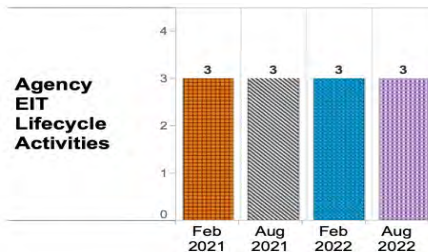
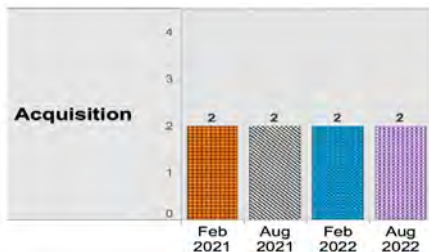
✓ Number of Internet web pages evaluated & tested: **4,977**

✓ Percentage of Internet web pages meeting technical standards of those evaluated / tested: **88%**

✓ Number of Intranet web pages evaluated & tested: **0**

✓ Percentage of Intranet web pages meeting technical standards of those evaluated / tested: **0%**

AGENCY PROGRESS



Metrics are scored 1 - 4
 1 = Ad Hoc
 2 = Planned
 3 = Resourced
 4 = Measured

Small Business Administration

Biannual Agency Section 508 Self Assessment Report to OMB – August 2022

The OMB Section 508 Dashboard is a reflection of all federal departments/agencies capturing key Section 508 metrics. All metrics are reviewed by OMB and provided to individual agency executives. Agencies are required to provide metrics for Acquisition, Agency EIT Lifecycle Activities, Testing and Validation, Complaints Process, and Training and Section 508 Compliance for Intranet and Internet websites.

Agency CIO: Keith Bluestein	Agency Section 508 Program Manager: Shawn Garner
Agency Annual IT Budget: \$129M	Agency Submitter: Shawn Garner
Number of Employees Supporting Agency Section 508 Program: 1	Number of Contractors Supporting Agency Section 508 Program: 0

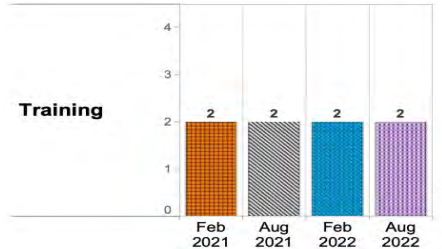
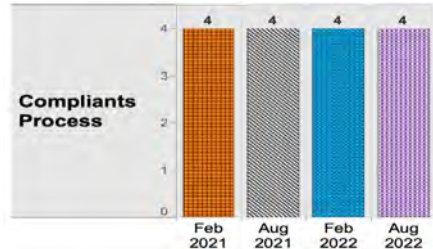
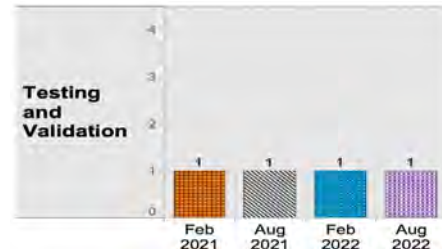
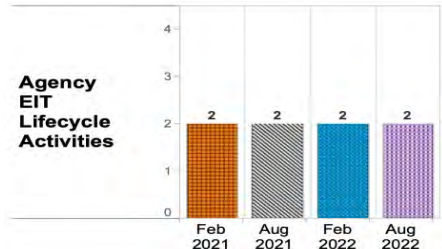
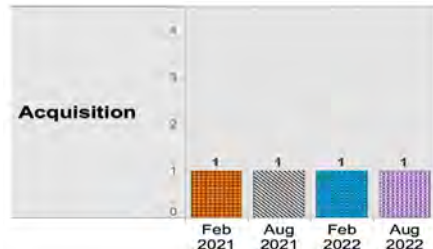
✓ Number of Internet web pages evaluated & tested: **3,914**

✓ Percentage of Internet web pages meeting technical standards of those evaluated / tested: **64%**

✓ Number of Intranet web pages evaluated & tested: **0**

✓ Percentage of Intranet web pages meeting technical standards of those evaluated / tested: **0%**

AGENCY PROGRESS



Metrics are scored 1 - 4
 1 = Ad Hoc
 2 = Planned
 3 = Resourced
 4 = Measured

Securities and Exchange Commission

Biannual Agency Section 508 Self Assessment Report to OMB – August 2022

The OMB Section 508 Dashboard is a reflection of all federal departments/agencies capturing key Section 508 metrics. All metrics are reviewed by OMB and provided to individual agency executives. Agencies are required to provide metrics for Acquisition, Agency EIT Lifecycle Activities, Testing and Validation, Complaints Process, and Training and Section 508 Compliance for Intranet and Internet websites.

Agency CIO: David Bottom	Agency Section 508 Program Manager: Sharvon Jones
Agency Annual IT Budget: \$N/A	Agency Submitter: Sharvon Jones
Number of Employees Supporting Agency Section 508 Program: 1	Number of Contractors Supporting Agency Section 508 Program: 4

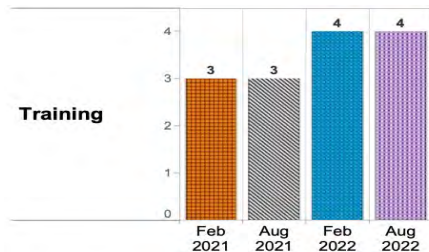
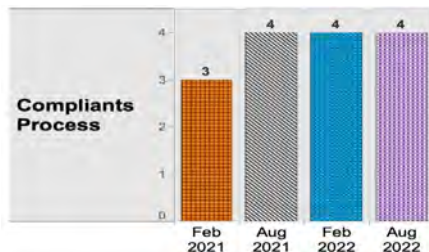
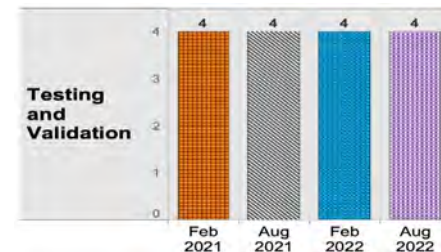
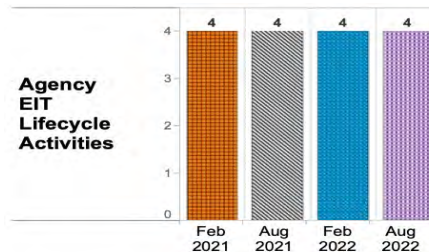
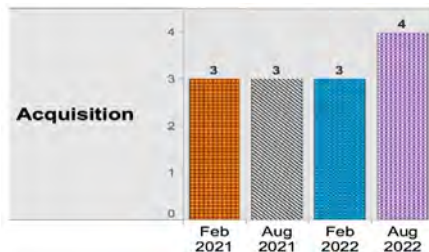
✓ Number of Internet web pages evaluated & tested: **9**

✓ Percentage of Internet web pages meeting technical standards of those evaluated / tested: **97%**

✓ Number of Intranet web pages evaluated & tested: **42**

✓ Percentage of Intranet web pages meeting technical standards of those evaluated / tested: **92%**

AGENCY PROGRESS



Metrics are scored 1 - 4
 1 = Ad Hoc
 2 = Planned
 3 = Resourced
 4 = Measured

Social Security Administration

Biannual Agency Section 508 Self Assessment Report to OMB – August 2022

The OMB Section 508 Dashboard is a reflection of all federal departments/agencies capturing key Section 508 metrics. All metrics are reviewed by OMB and provided to individual agency executives. Agencies are required to provide metrics for Acquisition, Agency EIT Lifecycle Activities, Testing and Validation, Complaints Process, and Training and Section 508 Compliance for Intranet and Internet websites.

Agency CIO: Sean Brune	Agency Section 508 Program Manager: Pierce Crowell
Agency Annual IT Budget: \$2B	Agency Submitter: Yin C Chan
Number of Employees Supporting Agency Section 508 Program: 30	Number of Contractors Supporting Agency Section 508 Program: 14

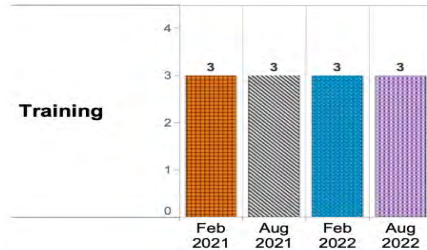
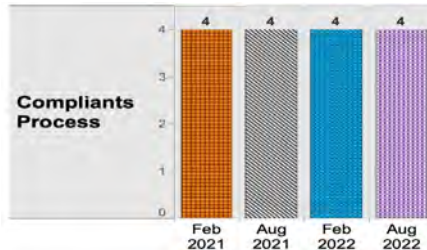
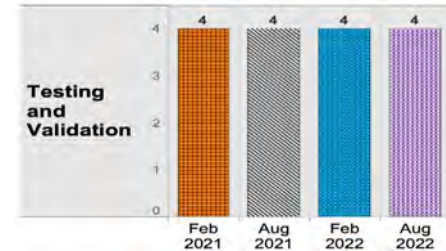
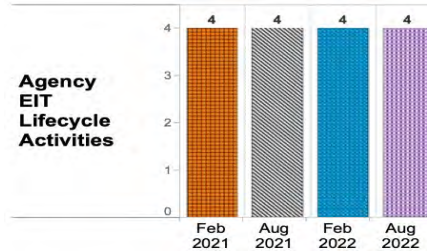
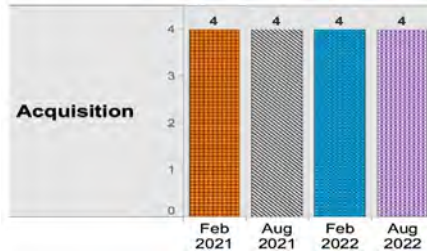
✓ Number of Internet web pages evaluated & tested: **9,498**

✓ Percentage of Internet web pages meeting technical standards of those evaluated / tested: **100%**

✓ Number of Intranet web pages evaluated & tested: **44,069**

✓ Percentage of Intranet web pages meeting technical standards of those evaluated / tested: **71%**

AGENCY PROGRESS



Metrics are scored 1 - 4
 1 = Ad Hoc
 2 = Planned
 3 = Resourced
 4 = Measured

United States Access Board

Biannual Agency Section 508 Self Assessment Report to OMB – August 2022

The OMB Section 508 Dashboard is a reflection of all federal departments/agencies capturing key Section 508 metrics. All metrics are reviewed by OMB and provided to individual agency executives. Agencies are required to provide metrics for Acquisition, Agency EIT Lifecycle Activities, Testing and Validation, Complaints Process, and Training and Section 508 Compliance for Intranet and Internet websites.

Agency CIO: Susan Little	Agency Section 508 Program Manager: Bruce Bailey
Agency Annual IT Budget: \$N/A	Agency Submitter: Bruce Bailey
Number of Employees Supporting Agency Section 508 Program: 4	Number of Contractors Supporting Agency Section 508 Program: 0

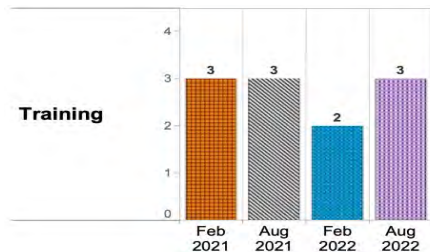
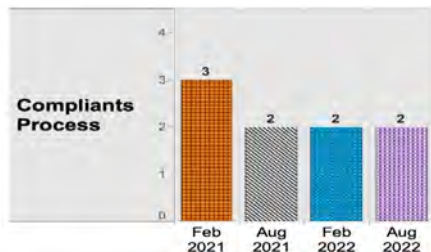
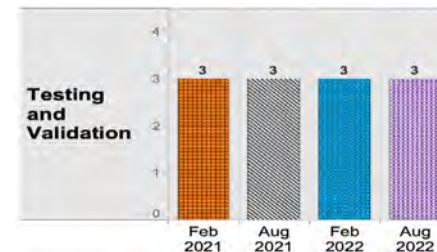
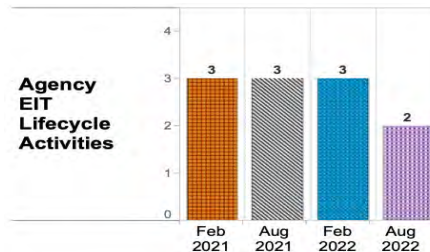
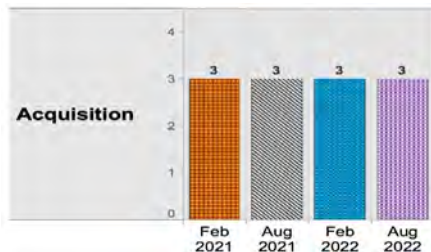
✓ Number of Internet web pages evaluated & tested: **1,569**

✓ Percentage of Internet web pages meeting technical standards of those evaluated / tested: **98%**

✓ Number of Intranet web pages evaluated & tested: **1**

✓ Percentage of Intranet web pages meeting technical standards of those evaluated / tested: **0%**

AGENCY PROGRESS



Metrics are scored 1 - 4
 1 = Ad Hoc
 2 = Planned
 3 = Resourced
 4 = Measured

Unites States Agency for International Development

Biannual Agency Section 508 Self Assessment Report to OMB – August 2022

The OMB Section 508 Dashboard is a reflection of all federal departments/agencies capturing key Section 508 metrics. All metrics are reviewed by OMB and provided to individual agency executives. Agencies are required to provide metrics for Acquisition, Agency EIT Lifecycle Activities, Testing and Validation, Complaints Process, and Training and Section 508 Compliance for Intranet and Internet websites.

Agency CIO: Jay Mahanand	Agency Section 508 Program Manager: William Morgan
Agency Annual IT Budget: \$256M	Agency Submitter: William Morgan
Number of Employees Supporting Agency Section 508 Program: 3	Number of Contractors Supporting Agency Section 508 Program: 2

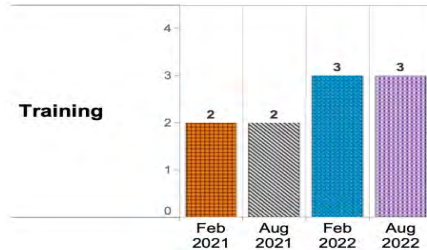
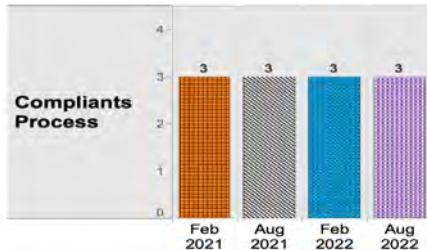
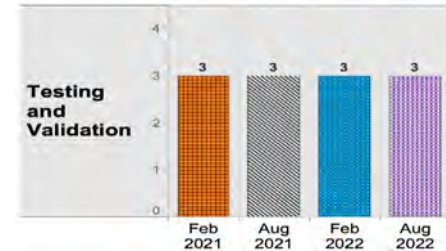
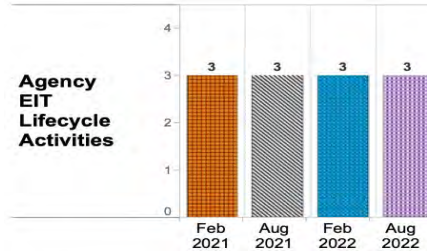
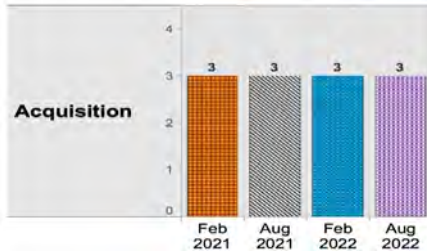
✓ Number of Internet web pages evaluated & tested: **4,945**

✓ Percentage of Internet web pages meeting technical standards of those evaluated / tested: **54%**

✓ Number of Intranet web pages evaluated & tested: **346**

✓ Percentage of Intranet web pages meeting technical standards of those evaluated / tested: **40%**

AGENCY PROGRESS



Metrics are scored 1 - 4
 1 = Ad Hoc
 2 = Planned
 3 = Resourced
 4 = Measured

United States International Trade Commission

Biannual Agency Section 508 Self Assessment Report to OMB – August 2022

The OMB Section 508 Dashboard is a reflection of all federal departments/agencies capturing key Section 508 metrics. All metrics are reviewed by OMB and provided to individual agency executives. Agencies are required to provide metrics for Acquisition, Agency EIT Lifecycle Activities, Testing and Validation, Complaints Process, and Training and Section 508 Compliance for Intranet and Internet websites.

Agency CIO: Keith B. Vaughn	Agency Section 508 Program Manager: Carrin Brown
Agency Annual IT Budget: \$N/A	Agency Submitter: Carrin Brown
Number of Employees Supporting Agency Section 508 Program: 2	Number of Contractors Supporting Agency Section 508 Program: 0

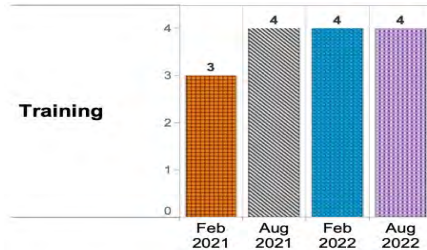
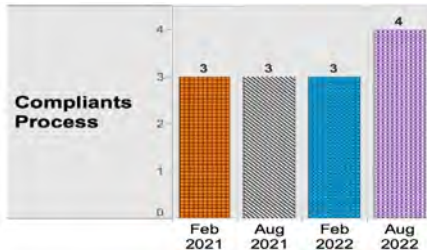
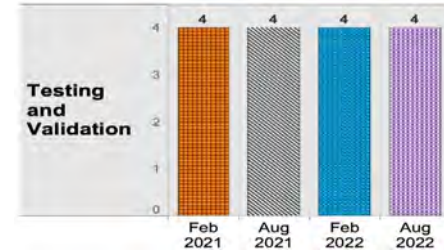
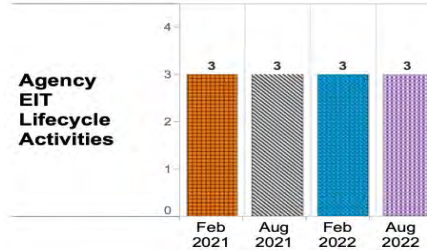
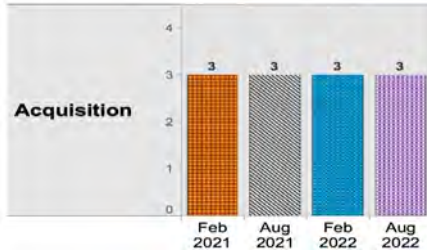
✓ Number of Internet web pages evaluated & tested: **140,878**

✓ Percentage of Internet web pages meeting technical standards of those evaluated / tested: **82%**

✓ Number of Intranet web pages evaluated & tested: **2,502**

✓ Percentage of Intranet web pages meeting technical standards of those evaluated / tested: **94%**

AGENCY PROGRESS



Metrics are scored 1 - 4
 1 = Ad Hoc
 2 = Planned
 3 = Resourced
 4 = Measured

Webpage Conformance: Snapshot

Department of Agriculture

Conformance of Self-reported Internet and Intranet Webpages Tested
Department of Agriculture | August 2022



Website Accessibility Statement Conformance

- The Agency has an Accessibility Statement available on their Internet website?
- The Accessibility Statement includes information to contact the Section 508 Program?
- The Accessibility Statement includes the date of last update or review?
- The Accessibility Statement includes a way for visitor to provide feedback?

Webpage Conformance: Snapshot

Corporation for National and Community Service

Conformance of Self-reported Internet and Intranet Webpages Tested
Corporation for National and Community Service | August 2022



Website Accessibility Statement Conformance

- The Agency has an Accessibility Statement available on their Internet website?
- The Accessibility Statement includes information to contact the Section 508 Program?
- The Accessibility Statement includes the date of last update or review?
- The Accessibility Statement includes a way for visitor to provide feedback?

Webpage Conformance: Snapshot

Department of Commerce

Conformance of Self-reported Internet and Intranet Webpages Tested
Department of Commerce | August 2022



Website Accessibility Statement Conformance

- The Agency has an Accessibility Statement available on their Internet website?
- The Accessibility Statement includes information to contact the Section 508 Program?
- The Accessibility Statement includes the date of last update or review?
- The Accessibility Statement includes a way for visitor to provide feedback?

Webpage Conformance: Snapshot

Department of Defense

Conformance of Self-reported Internet and Intranet Webpages Tested
Department of Defense | August 2022



Website Accessibility Statement Conformance

- The Agency has an Accessibility Statement available on their Internet website?
- The Accessibility Statement includes information to contact the Section 508 Program?
- The Accessibility Statement includes the date of last update or review?
- The Accessibility Statement includes a way for visitor to provide feedback?

Webpage Conformance: Snapshot

Department of Education

Conformance of Self-reported Internet and Intranet Webpages Tested
Department of Education | August 2022



Website Accessibility Statement Conformance

- The Agency has an Accessibility Statement available on their Internet website?
- The Accessibility Statement includes information to contact the Section 508 Program?
- The Accessibility Statement includes the date of last update or review?
- The Accessibility Statement includes a way for visitor to provide feedback?

Webpage Conformance: Snapshot

Department of Energy

Conformance of Self-reported Internet and Intranet Webpages Tested
Department of Energy | August 2022



Website Accessibility Statement Conformance

- The Agency has an Accessibility Statement available on their Internet website?
- The Accessibility Statement includes information to contact the Section 508 Program?
- The Accessibility Statement includes the date of last update or review?
- The Accessibility Statement includes a way for visitor to provide feedback?

Webpage Conformance: Snapshot

Department of Health and Human Services

Conformance of Self-reported Internet and Intranet Webpages Tested
Department of Health and Human Services | August 2022



Website Accessibility Statement Conformance

- The Agency has an Accessibility Statement available on their Internet website?
- The Accessibility Statement includes information to contact the Section 508 Program?
- The Accessibility Statement includes the date of last update or review?
- The Accessibility Statement includes a way for visitor to provide feedback?

Webpage Conformance: Snapshot

Department of Homeland Security

Conformance of Self-reported Internet and Intranet Webpages Tested
Department of Homeland Security | August 2022



Website Accessibility Statement Conformance

- The Agency has an Accessibility Statement available on their Internet website?
- The Accessibility Statement includes information to contact the Section 508 Program?
- The Accessibility Statement includes the date of last update or review?
- The Accessibility Statement includes a way for visitor to provide feedback?

Webpage Conformance: Snapshot

Department of Housing and Urban Development

Conformance of Self-reported Internet and Intranet Webpages Tested
Department of Housing and Urban Development | August 2022

100%

Conformance
of 175
Internet Pages

100%

Conformance
of 130
Intranet Pages

100%

Conformance
of 305
Total Pages

Website Accessibility Statement Conformance

- The Agency has an Accessibility Statement available on their Internet website?
- The Accessibility Statement includes information to contact the Section 508 Program?
- The Accessibility Statement includes the date of last update or review?
- The Accessibility Statement includes a way for visitor to provide feedback?

Webpage Conformance: Snapshot

Department of the Interior

Conformance of Self-reported Internet and Intranet Webpages Tested
Department of the Interior | August 2022



Website Accessibility Statement Conformance

- The Agency has an Accessibility Statement available on their Internet website?
- The Accessibility Statement includes information to contact the Section 508 Program?
- The Accessibility Statement includes the date of last update or review?
- The Accessibility Statement includes a way for visitor to provide feedback?

Webpage Conformance: Snapshot

Department of Justice

Conformance of Self-reported Internet and Intranet Webpages Tested
Department of Justice | August 2022



Website Accessibility Statement Conformance

- The Agency has an Accessibility Statement available on their Internet website?
- The Accessibility Statement includes information to contact the Section 508 Program?
- The Accessibility Statement includes the date of last update or review?
- The Accessibility Statement includes a way for visitor to provide feedback?

Webpage Conformance: Snapshot

Department of Labor

Conformance of Self-reported Internet and Intranet Webpages Tested
Department of Labor | August 2022



Website Accessibility Statement Conformance

- The Agency has an Accessibility Statement available on their Internet website?
- The Accessibility Statement includes information to contact the Section 508 Program?
- The Accessibility Statement includes the date of last update or review?
- The Accessibility Statement includes a way for visitor to provide feedback?

Webpage Conformance: Snapshot

Department of State

Conformance of Self-reported Internet and Intranet Webpages Tested
Department of State | August 2022



Website Accessibility Statement Conformance

- The Agency has an Accessibility Statement available on their Internet website?
- The Accessibility Statement includes information to contact the Section 508 Program?
- The Accessibility Statement includes the date of last update or review?
- The Accessibility Statement includes a way for visitor to provide feedback?

Webpage Conformance: Snapshot

Department of Transportation

Conformance of Self-reported Internet and Intranet Webpages Tested
Department of Transportation | August 2022



Website Accessibility Statement Conformance

- The Agency has an Accessibility Statement available on their Internet website?
- The Accessibility Statement includes information to contact the Section 508 Program?
- The Accessibility Statement includes the date of last update or review?
- The Accessibility Statement includes a way for visitor to provide feedback?

Webpage Conformance: Snapshot

Department of the Treasury

Conformance of Self-reported Internet and Intranet Webpages Tested
Department of the Treasury | August 2022



Website Accessibility Statement Conformance

- The Agency has an Accessibility Statement available on their Internet website?
- The Accessibility Statement includes information to contact the Section 508 Program?
- The Accessibility Statement includes the date of last update or review?
- The Accessibility Statement includes a way for visitor to provide feedback?

Webpage Conformance: Snapshot

Department of Veterans Affairs

Conformance of Self-reported Internet and Intranet Webpages Tested
Department of Veterans Affairs | August 2022



Website Accessibility Statement Conformance

- The Agency has an Accessibility Statement available on their Internet website?
- The Accessibility Statement includes information to contact the Section 508 Program?
- The Accessibility Statement includes the date of last update or review?
- The Accessibility Statement includes a way for visitor to provide feedback?

Webpage Conformance: Snapshot

Environmental Protection Agency

Conformance of Self-reported Internet and Intranet Webpages Tested
Environmental Protection Agency | August 2022



Website Accessibility Statement Conformance

- The Agency has an Accessibility Statement available on their Internet website?
- The Accessibility Statement includes information to contact the Section 508 Program?
- The Accessibility Statement includes the date of last update or review?
- The Accessibility Statement includes a way for visitor to provide feedback?

Webpage Conformance: Snapshot

Equal Employment Opportunity Commission

Conformance of Self-reported Internet and Intranet Webpages Tested
Equal Employment Opportunity Commission | August 2022



Website Accessibility Statement Conformance

- The Agency has an Accessibility Statement available on their Internet website?
- The Accessibility Statement includes information to contact the Section 508 Program?
- The Accessibility Statement includes the date of last update or review?
- The Accessibility Statement includes a way for visitor to provide feedback?

Webpage Conformance: Snapshot

Federal Communications Commission

Conformance of Self-reported Internet and Intranet Webpages Tested
Federal Communication Commission | August 2022



Website Accessibility Statement Conformance

- The Agency has an Accessibility Statement available on their Internet website?
- The Accessibility Statement includes information to contact the Section 508 Program?
- The Accessibility Statement includes the date of last update or review?
- The Accessibility Statement includes a way for visitor to provide feedback?

Webpage Conformance: Snapshot

Federal Deposit Insurance Corporation

Conformance of Self-reported Internet and Intranet Webpages Tested
Federal Deposit Insurance Corporation | August 2022



Website Accessibility Statement Conformance

- The Agency has an Accessibility Statement available on their Internet website?
- The Accessibility Statement includes information to contact the Section 508 Program?
- The Accessibility Statement includes the date of last update or review?
- The Accessibility Statement includes a way for visitor to provide feedback?

Webpage Conformance: Snapshot

General Services Administration

Conformance of Self-reported Internet and Intranet Webpages Tested
General Services Administration | August 2022



Website Accessibility Statement Conformance

- The Agency has an Accessibility Statement available on their Internet website?
- The Accessibility Statement includes information to contact the Section 508 Program?
- The Accessibility Statement includes the date of last update or review?
- The Accessibility Statement includes a way for visitor to provide feedback?

Webpage Conformance: Snapshot

National Aeronautics and Space Administration

Conformance of Self-reported Internet and Intranet Webpages Tested
National Aeronautics and Space Administration | August 2022



Website Accessibility Statement Conformance

- The Agency has an Accessibility Statement available on their Internet website?
- The Accessibility Statement includes information to contact the Section 508 Program?
- The Accessibility Statement includes the date of last update or review?
- The Accessibility Statement includes a way for visitor to provide feedback?

Webpage Conformance: Snapshot

National Archives and Records Administration

Conformance of Self-reported Internet and Intranet Webpages Tested
National Archives and Records Administration | August 2022

100%

Conformance
of 10
Internet Pages

100%

Conformance
of 10
Intranet Pages

100%

Conformance
of 20
Total Pages

Website Accessibility Statement Conformance

- The Agency has an Accessibility Statement available on their Internet website?
- The Accessibility Statement includes information to contact the Section 508 Program?
- The Accessibility Statement includes the date of last update or review?
- The Accessibility Statement includes a way for visitor to provide feedback?

Webpage Conformance: Snapshot

National Credit Union Administration

Conformance of Self-reported Internet and Intranet Webpages Tested
National Credit Union Administration | August 2022



Website Accessibility Statement Conformance

- The Agency has an Accessibility Statement available on their Internet website?
- The Accessibility Statement includes information to contact the Section 508 Program?
- The Accessibility Statement includes the date of last update or review?
- The Accessibility Statement includes a way for visitor to provide feedback?

Webpage Conformance: Snapshot

National Science Foundation

Conformance of Self-reported Internet and Intranet Webpages Tested
National Science Foundation | August 2022



Website Accessibility Statement Conformance

- The Agency has an Accessibility Statement available on their Internet website?
- The Accessibility Statement includes information to contact the Section 508 Program?
- The Accessibility Statement includes the date of last update or review?
- The Accessibility Statement includes a way for visitor to provide feedback?

Webpage Conformance: Snapshot

Nuclear Regulatory Commission

Conformance of Self-reported Internet and Intranet Webpages Tested
Nuclear Regulatory Commission | August 2022



Website Accessibility Statement Conformance

- The Agency has an Accessibility Statement available on their Internet website?
- The Accessibility Statement includes information to contact the Section 508 Program?
- The Accessibility Statement includes the date of last update or review?
- The Accessibility Statement includes a way for visitor to provide feedback?

Webpage Conformance: Snapshot

Office of Personnel Management

Conformance of Self-reported Internet and Intranet Webpages Tested
Office of Personnel Management | August 2022



Website Accessibility Statement Conformance

- The Agency has an Accessibility Statement available on their Internet website?
- The Accessibility Statement includes information to contact the Section 508 Program?
- The Accessibility Statement includes the date of last update or review?
- The Accessibility Statement includes a way for visitor to provide feedback?

Webpage Conformance: Snapshot

Pension Benefit Guaranty Corporation

Conformance of Self-reported Internet and Intranet Webpages Tested
Pension Benefit Guaranty Corporation | August 2022



Website Accessibility Statement Conformance

- The Agency has an Accessibility Statement available on their Internet website?
- The Accessibility Statement includes information to contact the Section 508 Program?
- The Accessibility Statement includes the date of last update or review?
- The Accessibility Statement includes a way for visitor to provide feedback?

Webpage Conformance: Snapshot

Securities and Exchange Commission

Conformance of Self-reported Internet and Intranet Webpages Tested
Securities and Exchange Commission | August 2022



Website Accessibility Statement Conformance

- The Agency has an Accessibility Statement available on their Internet website?
- The Accessibility Statement includes information to contact the Section 508 Program?
- The Accessibility Statement includes the date of last update or review?
- The Accessibility Statement includes a way for visitor to provide feedback?

Webpage Conformance: Snapshot

Small Business Administration

Conformance of Self-reported Internet and Intranet Webpages Tested
Small Business Administration | August 2022



Website Accessibility Statement Conformance

- The Agency has an Accessibility Statement available on their Internet website?
- The Accessibility Statement includes information to contact the Section 508 Program?
- The Accessibility Statement includes the date of last update or review?
- The Accessibility Statement includes a way for visitor to provide feedback?

Webpage Conformance: Snapshot

Social Security Administration

Conformance of Self-reported Internet and Intranet Webpages Tested
Social Security Administration | August 2022



Website Accessibility Statement Conformance

- The Agency has an Accessibility Statement available on their Internet website?
- The Accessibility Statement includes information to contact the Section 508 Program?
- The Accessibility Statement includes the date of last update or review?
- The Accessibility Statement includes a way for visitor to provide feedback?

Webpage Conformance: Snapshot

United States Access Board

Conformance of Self-reported Internet and Intranet Webpages Tested
U.S. Access Board | August 2022



Website Accessibility Statement Conformance

- The Agency has an Accessibility Statement available on their Internet website?
- The Accessibility Statement includes information to contact the Section 508 Program?
- The Accessibility Statement includes the date of last update or review?
- The Accessibility Statement includes a way for visitor to provide feedback?

Webpage Conformance: Snapshot

United States Agency for International Development

Conformance of Self-reported Internet and Intranet Webpages Tested
Agency for International Development | August 2022



Website Accessibility Statement Conformance

- The Agency has an Accessibility Statement available on their Internet website?
- The Accessibility Statement includes information to contact the Section 508 Program?
- The Accessibility Statement includes the date of last update or review?
- The Accessibility Statement includes a way for visitor to provide feedback?

Webpage Conformance: Snapshot

United States International Trade Commission

Conformance of Self-reported Internet and Intranet Webpages Tested
U.S. International Trade Commission | August 2022



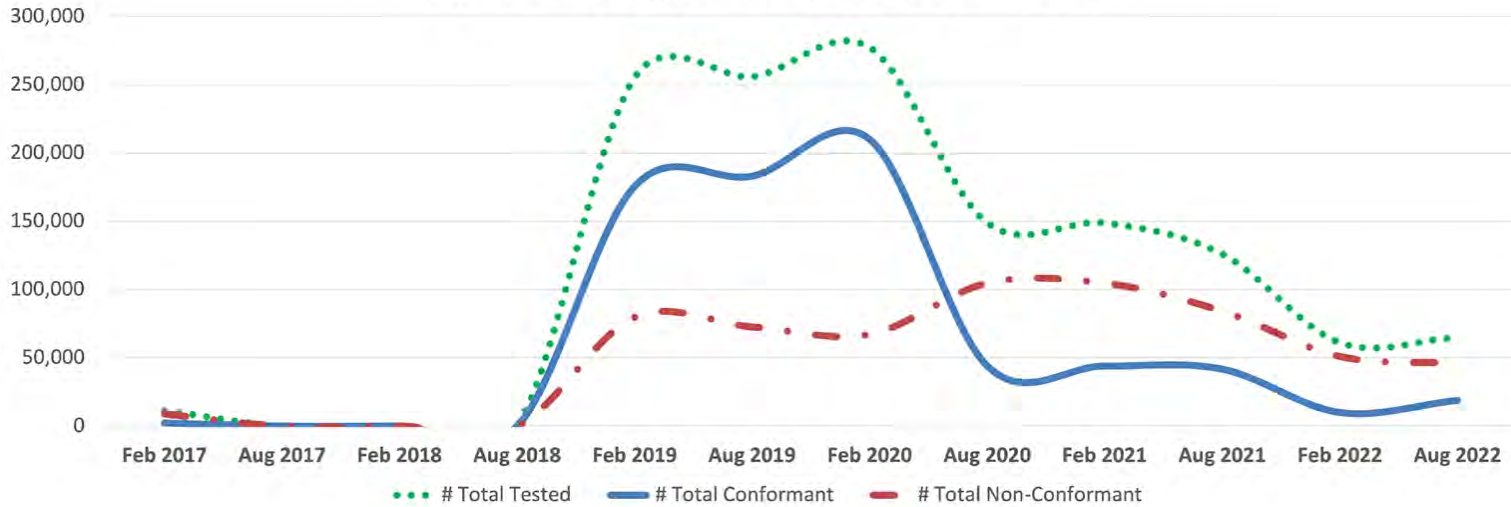
Website Accessibility Statement Conformance

- The Agency has an Accessibility Statement available on their Internet website?
- The Accessibility Statement includes information to contact the Section 508 Program?
- The Accessibility Statement includes the date of last update or review?
- The Accessibility Statement includes a way for visitor to provide feedback?

Webpage Conformance: Trend Line

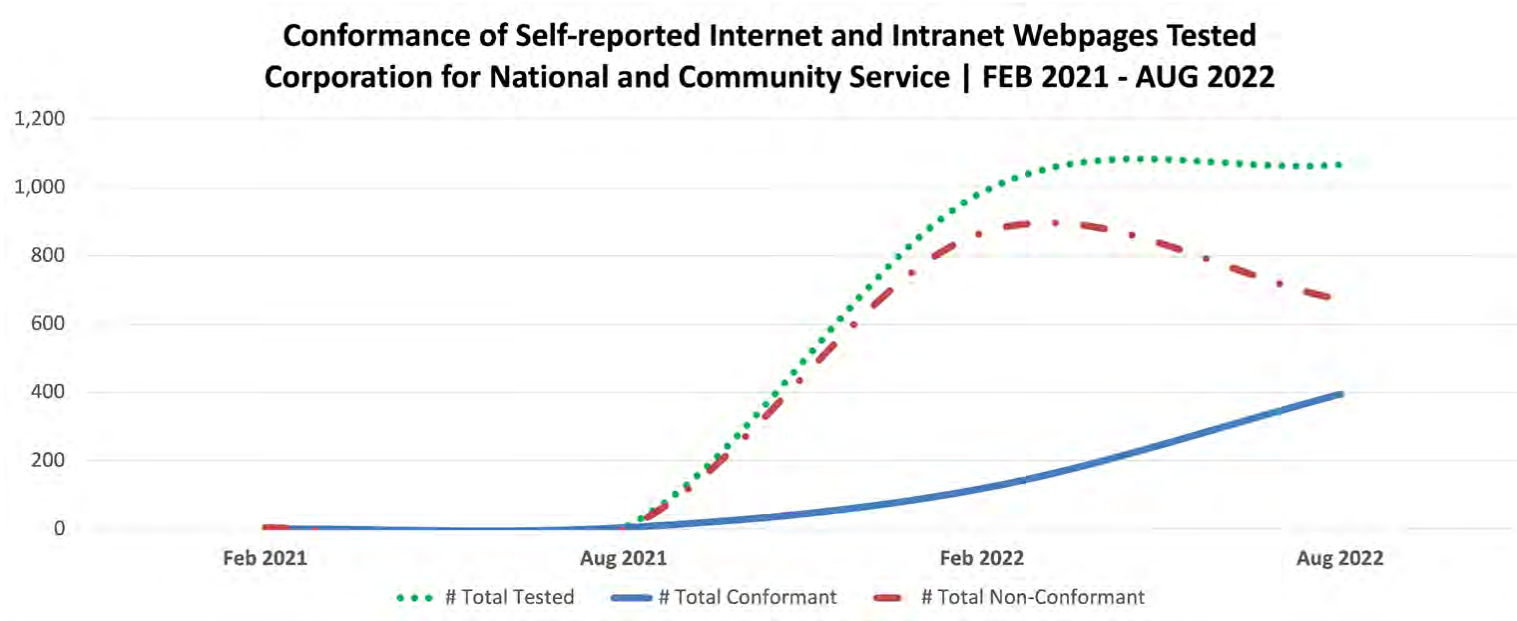
Department of Agriculture

Conformance of Self-reported Internet and Intranet Webpages Tested
Department of Agriculture | FEB 2017 - AUG 2022



Webpage Conformance: Trend Line

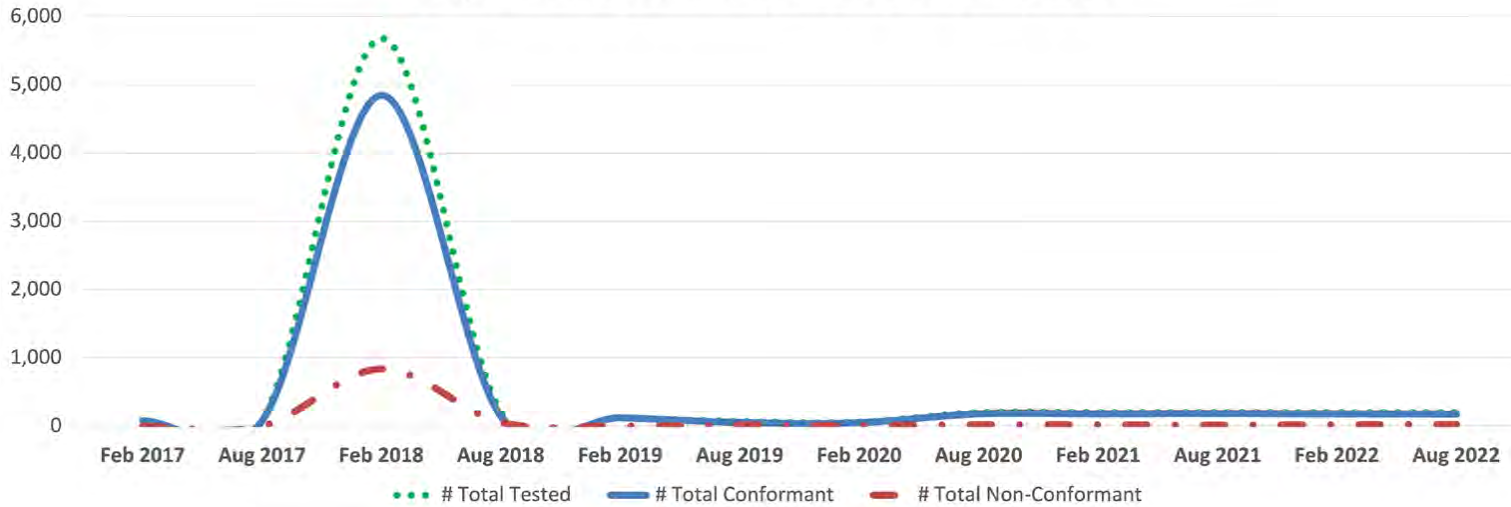
Corporation for National and Community Service



Webpage Conformance: Trend Line

Department of Commerce

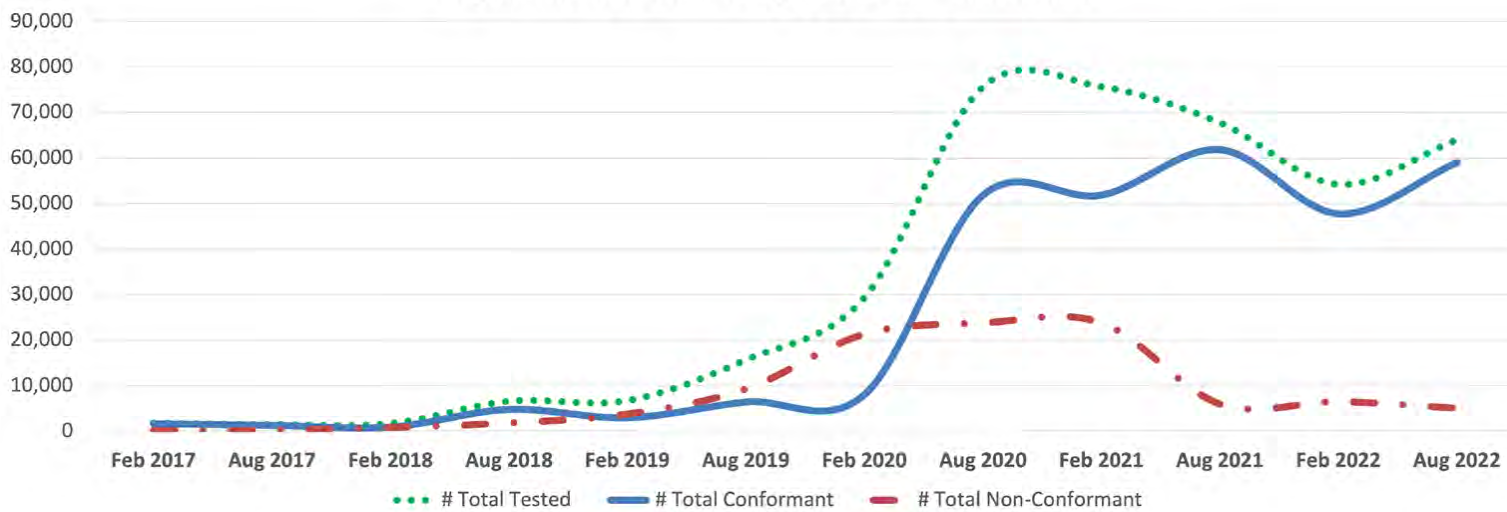
Conformance of Self-reported Internet and Intranet Webpages Tested
Department of Commerce | FEB 2017 - AUG 2022



Webpage Conformance: Trend Line

Department of Defense

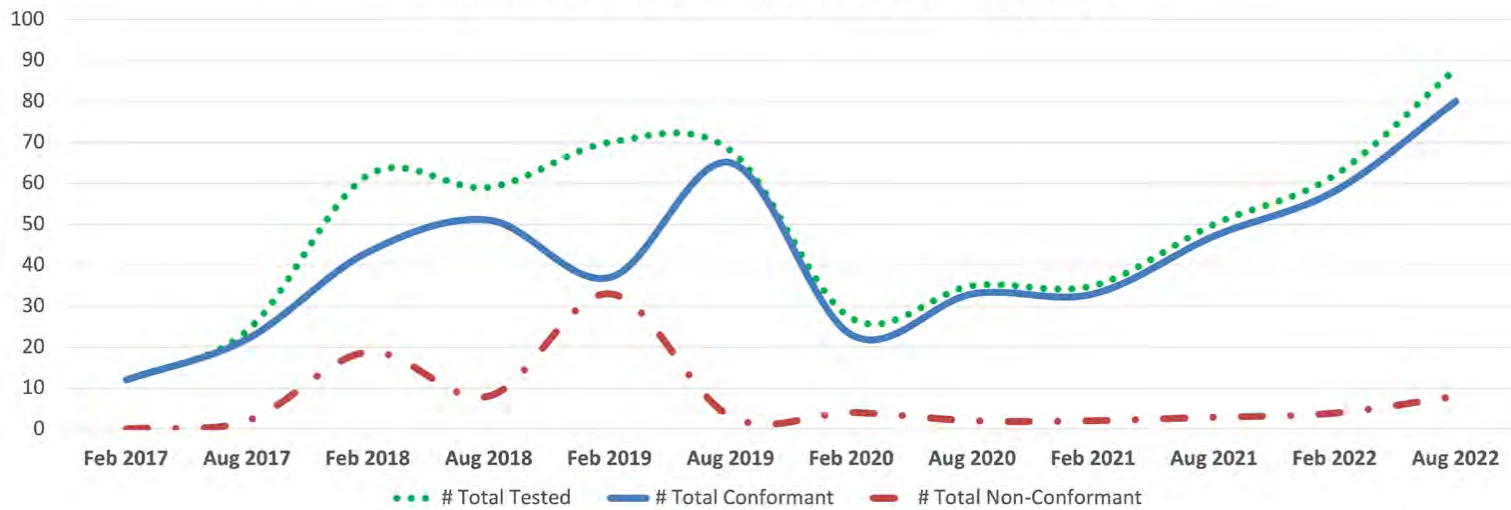
Conformance of Self-reported Internet and Intranet Webpages Tested
Department of Defense | FEB 2017 - AUG 2022



Webpage Conformance: Trend Line

Department of Education

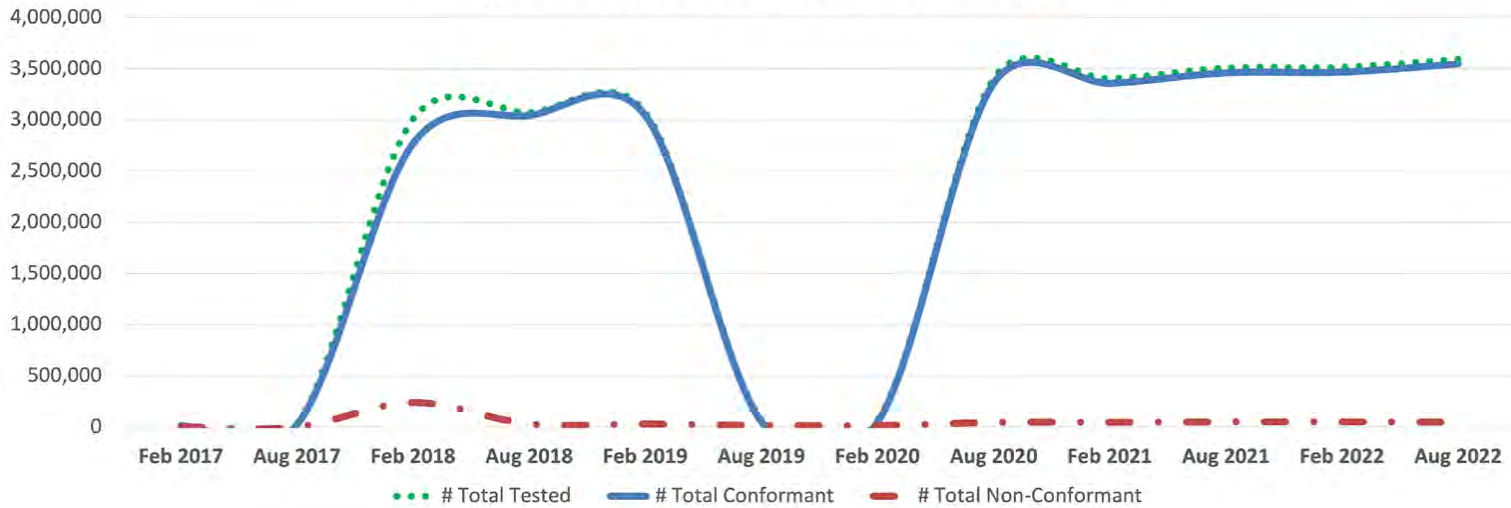
Conformance of Self-reported Internet and Intranet Webpages Tested
Department of Education | FEB 2017 - AUG 2022



Webpage Conformance: Trend Line

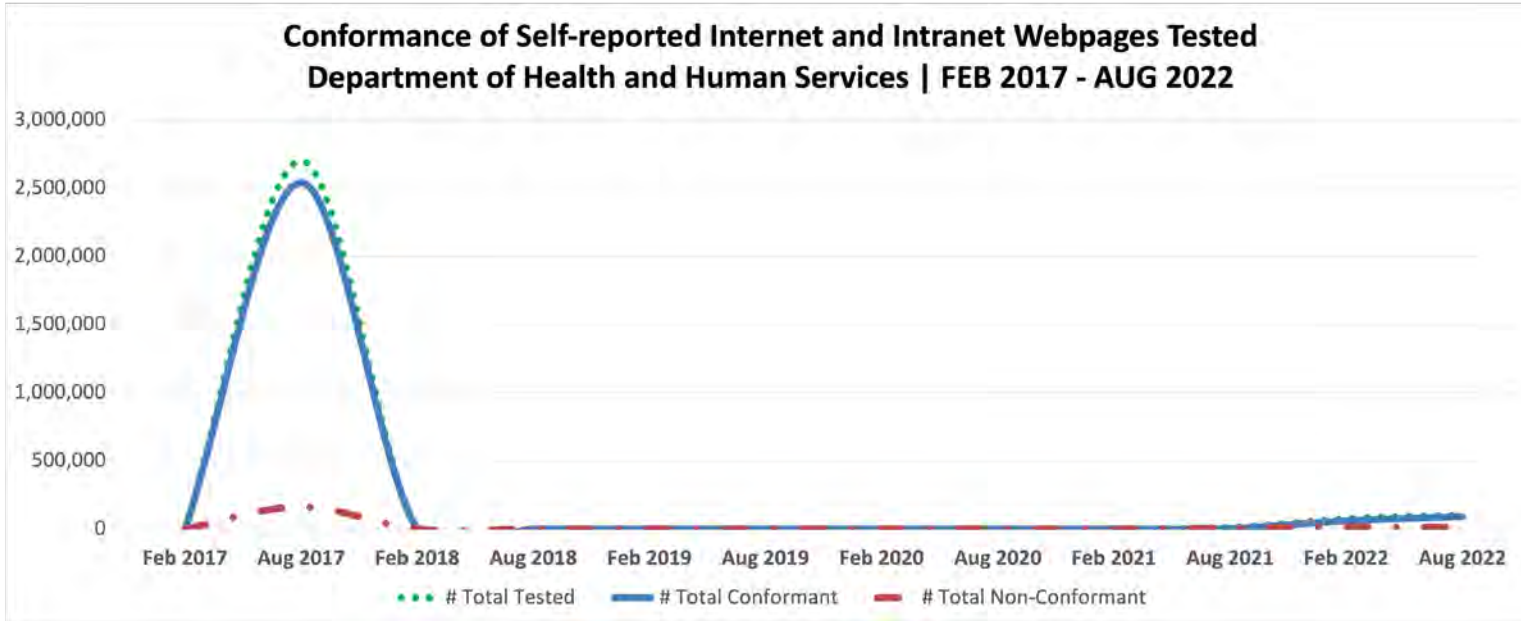
Department of Energy

Conformance of Self-reported Internet and Intranet Webpages Tested
Department of Energy | FEB 2017 - AUG 2022



Webpage Conformance: Trend Line

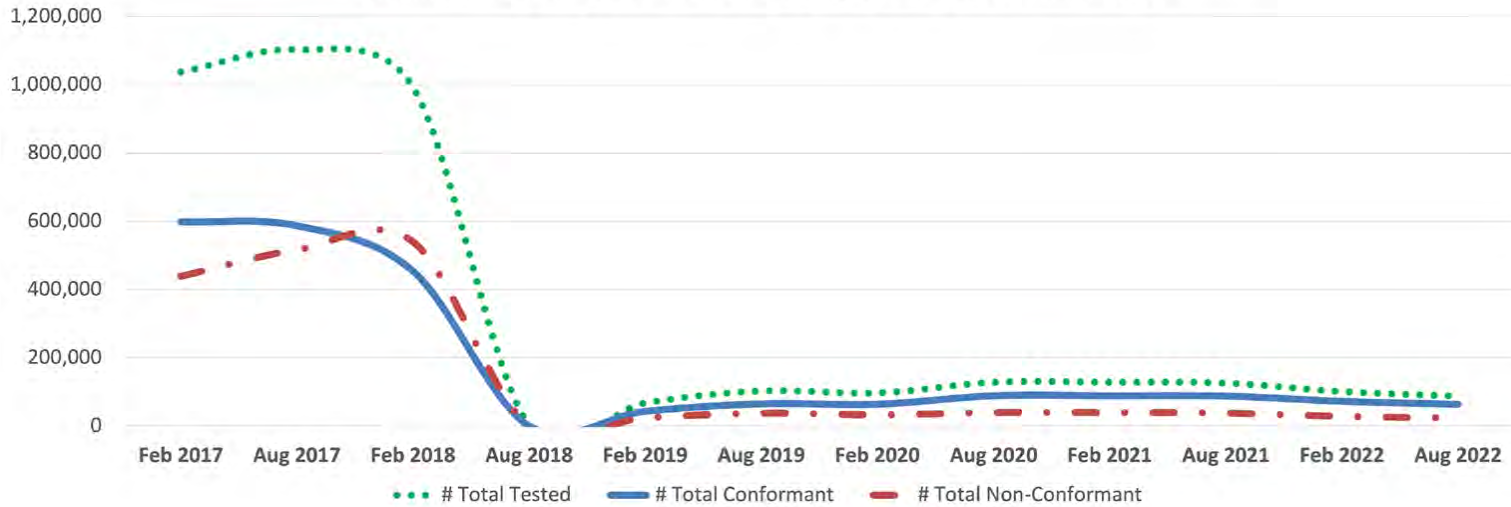
Department of Health and Human Services



Webpage Conformance: Trend Line

Department of Homeland Security

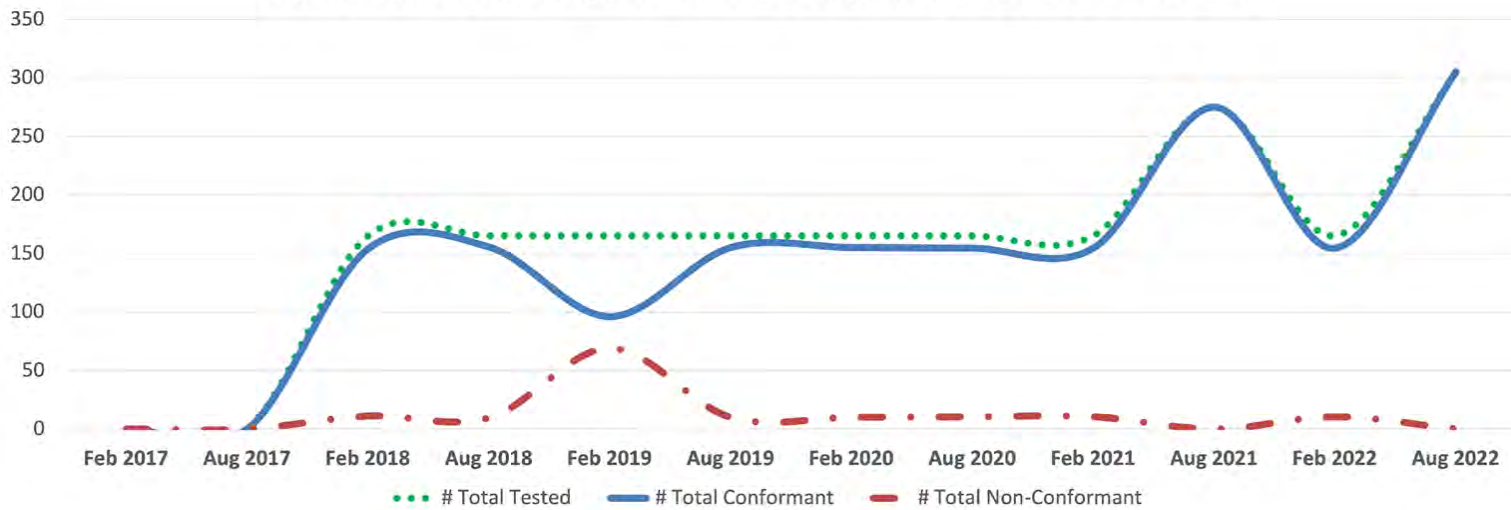
Conformance of Self-reported Internet and Intranet Webpages Tested
Department of Homeland Security | FEB 2017 - AUG 2022



Webpage Conformance: Trend Line

Department of Housing and Urban Development

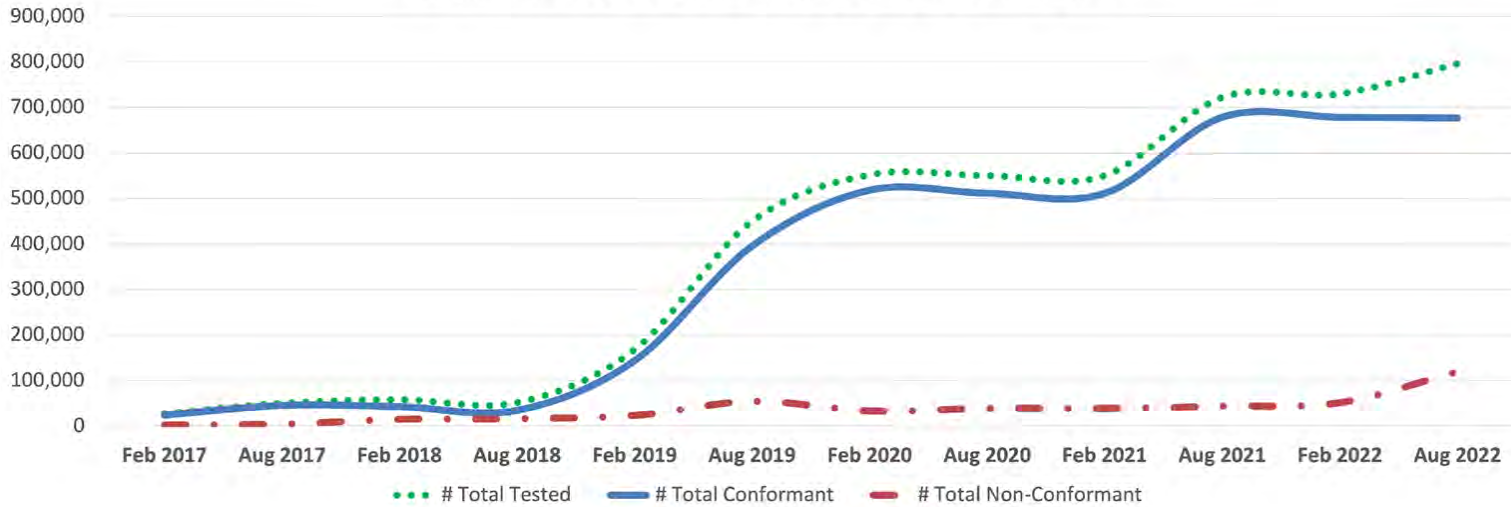
Conformance of Self-reported Internet and Intranet Webpages Tested
Department of Housing and Urban Development | FEB 2017 - AUG 2022



Webpage Conformance: Trend Line

Department of the Interior

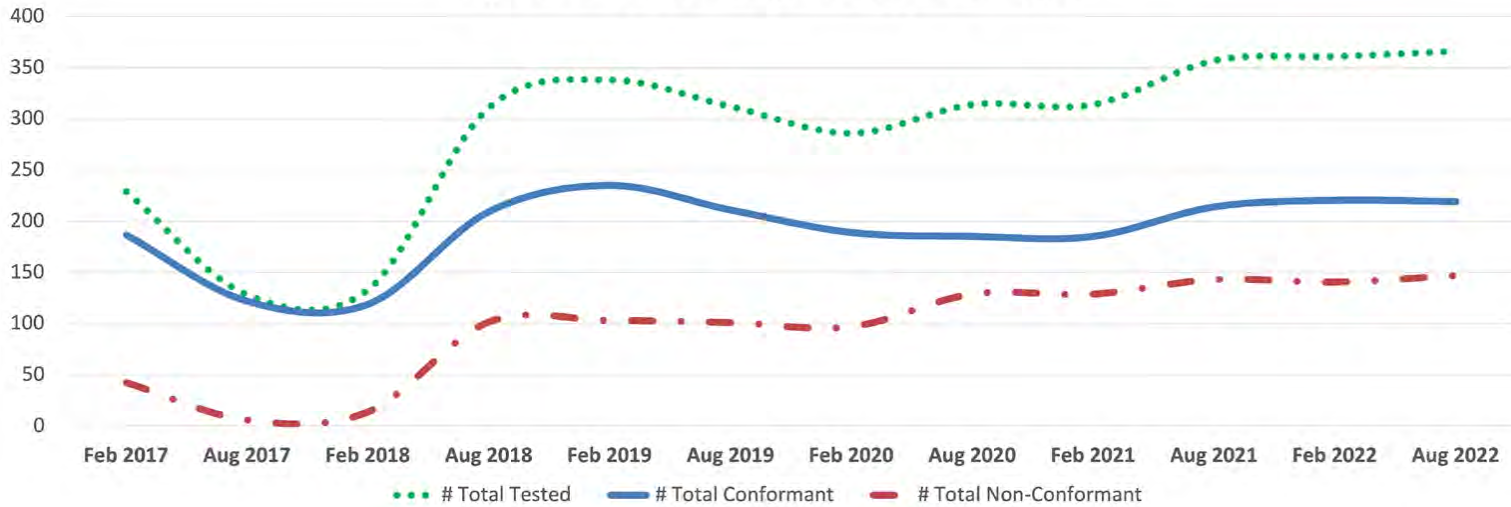
Conformance of Self-reported Internet and Intranet Webpages Tested
Department of the Interior | FEB 2017 - AUG 2022



Webpage Conformance: Trend Line

Department of Justice

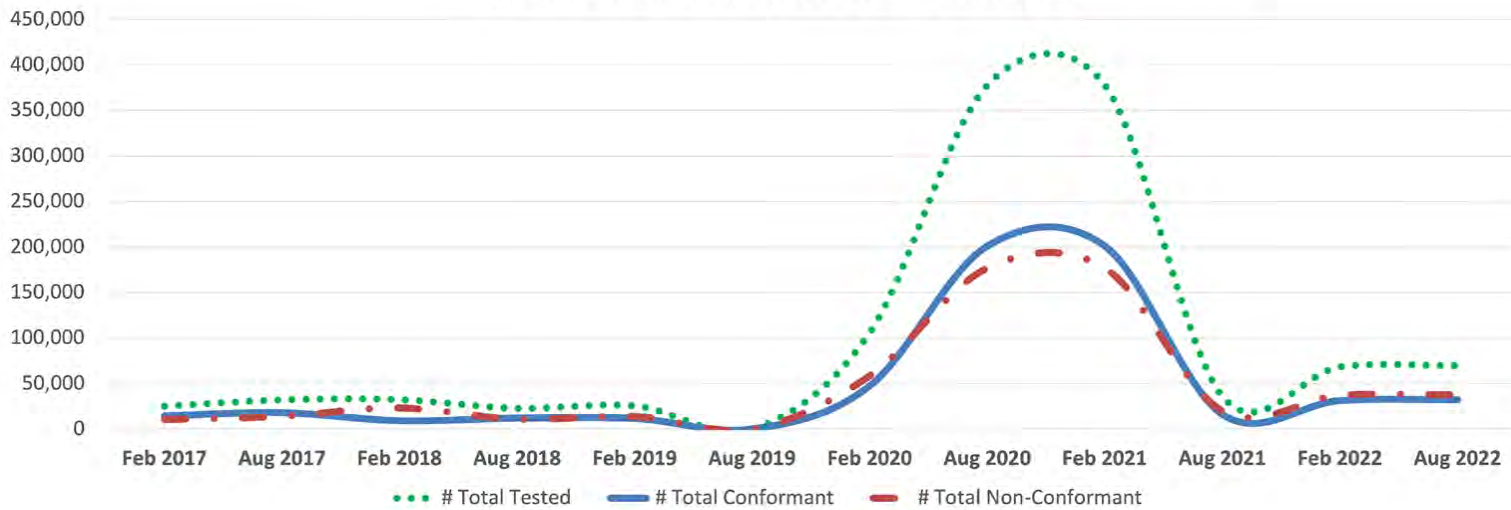
Conformance of Self-reported Internet and Intranet Webpages Tested
Department of Justice | FEB 2017 - AUG 2022



Webpage Conformance: Trend Line

Department of Labor

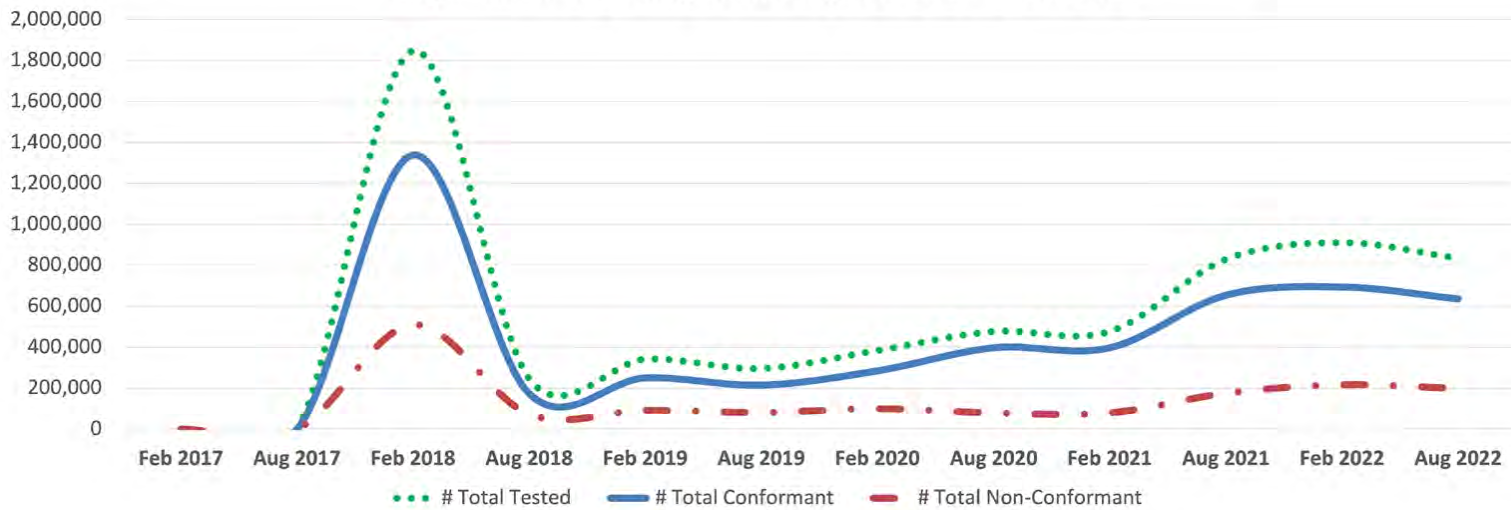
Conformance of Self-reported Internet and Intranet Webpages Tested
Department of Labor | FEB 2017 - AUG 2022



Webpage Conformance: Trend Line

Department of Transportation

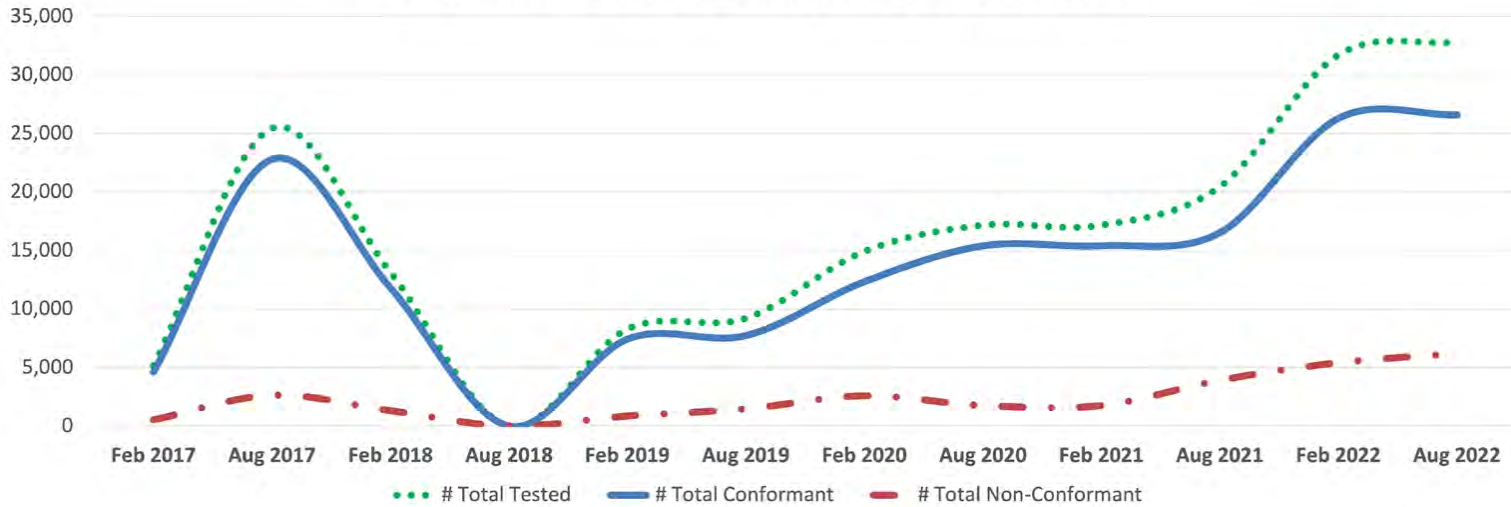
Conformance of Self-reported Internet and Intranet Webpages Tested
Department of Transportation | FEB 2017 - AUG 2022



Webpage Conformance: Trend Line

Department of the Treasury

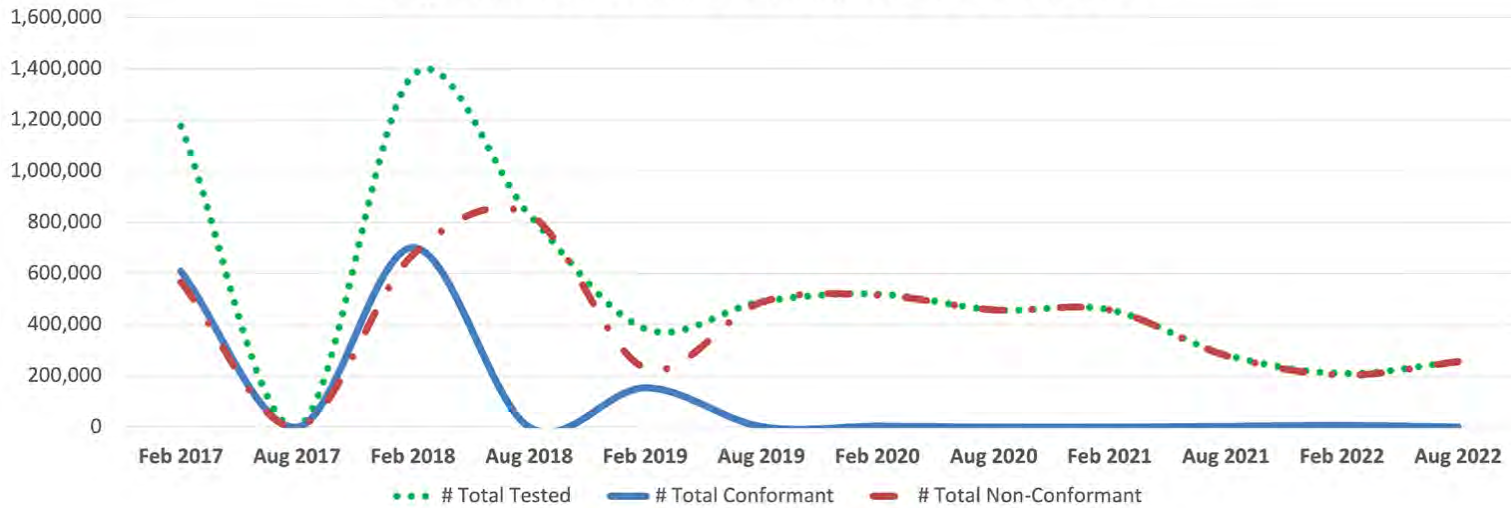
Conformance of Self-reported Internet and Intranet Webpages Tested
Department of the Treasury | FEB 2017 - AUG 2022



Webpage Conformance: Trend Line

Department of Veterans Affairs

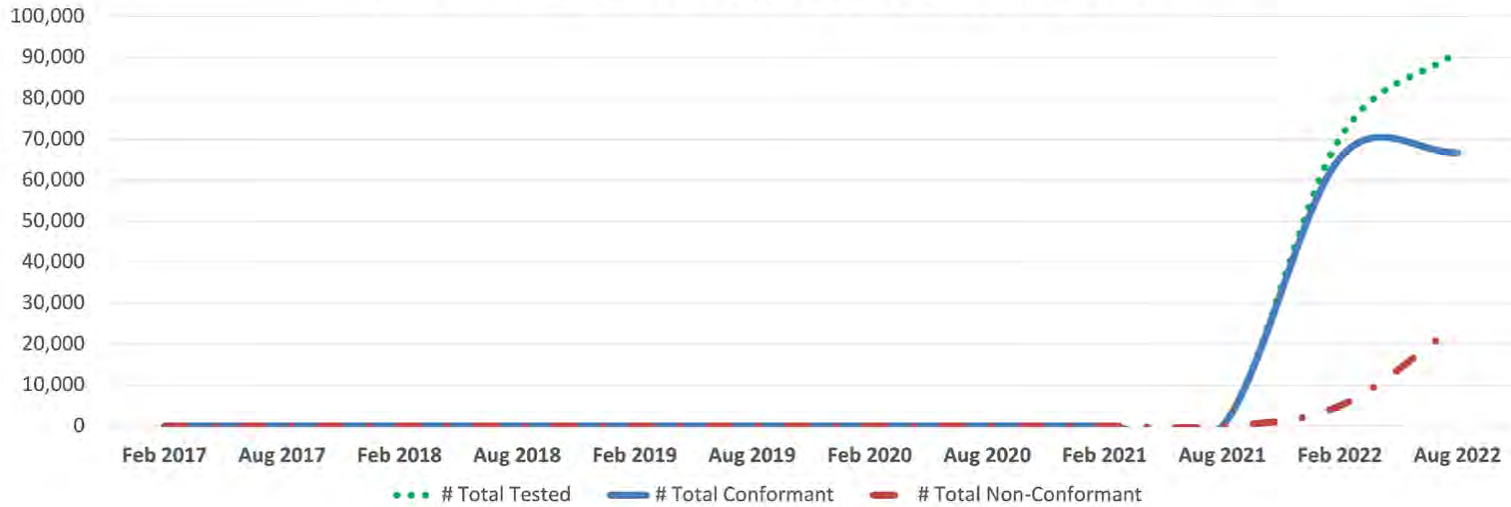
Conformance of Self-reported Internet and Intranet Webpages Tested
Department of Veterans Affairs | FEB 2017 - AUG 2022



Webpage Conformance: Trend Line

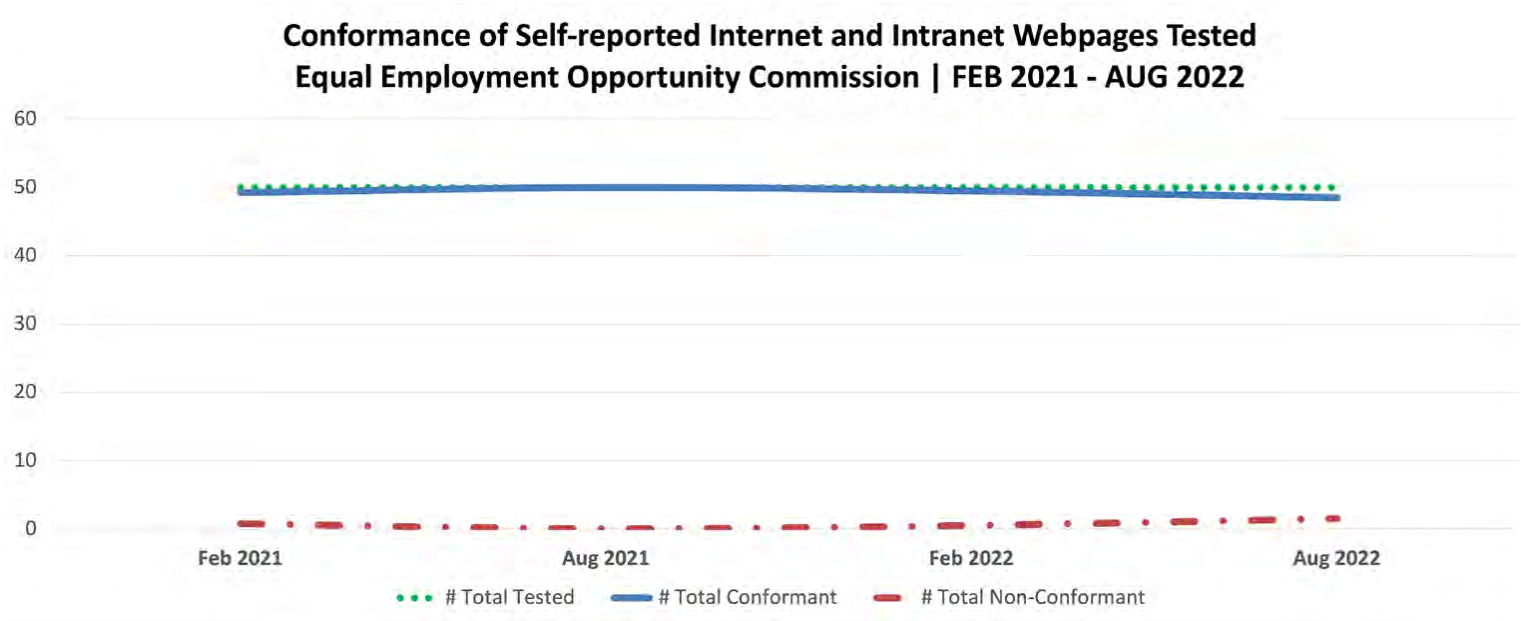
Environmental Protection Agency

Conformance of Self-reported Internet and Intranet Webpages Tested
Environmental Protection Agency | FEB 2017 - AUG 2022



Webpage Conformance: Trend Line

Equal Employment Opportunity Commission



Webpage Conformance: Trend Line

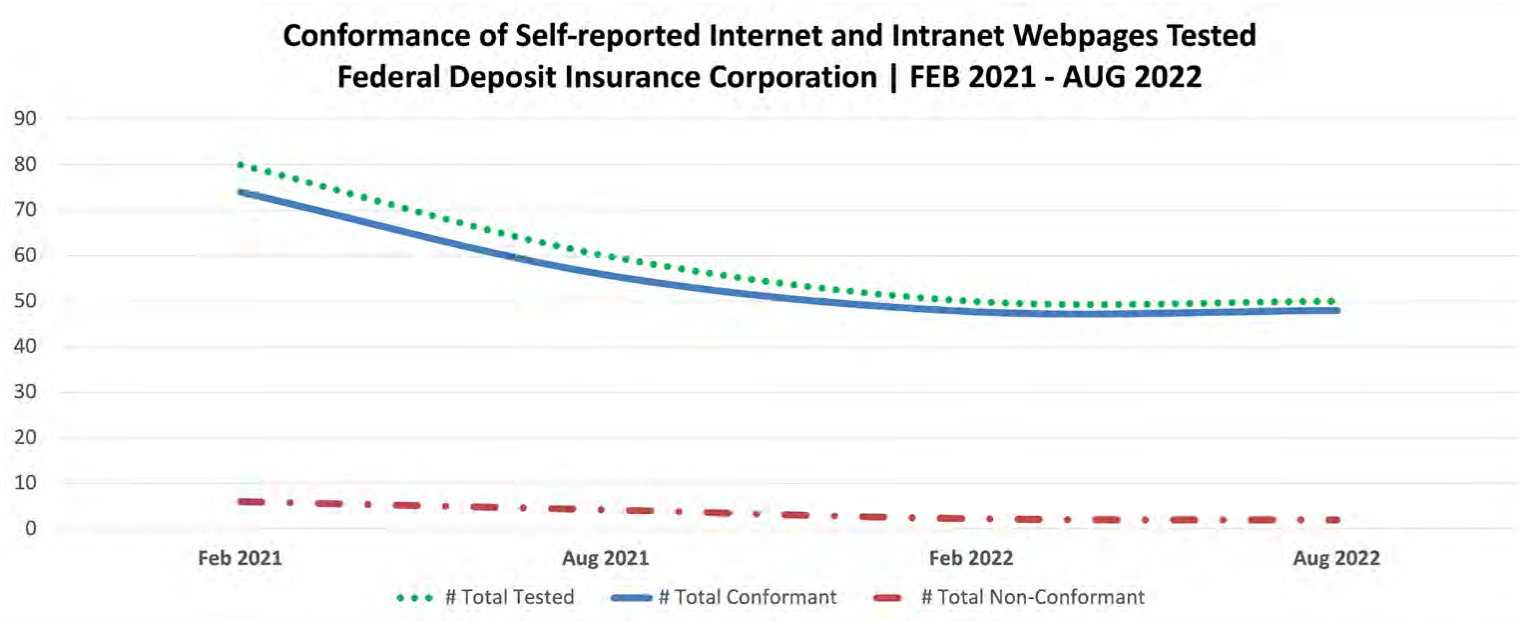
Federal Communication Commission

Conformance of Self-reported Internet and Intranet Webpages Tested
Federal Communication Commission | FEB 2021 - AUG 2022



Webpage Conformance: Trend Line

Federal Deposit Insurance Corporation



Webpage Conformance: Trend Line

General Services Administration

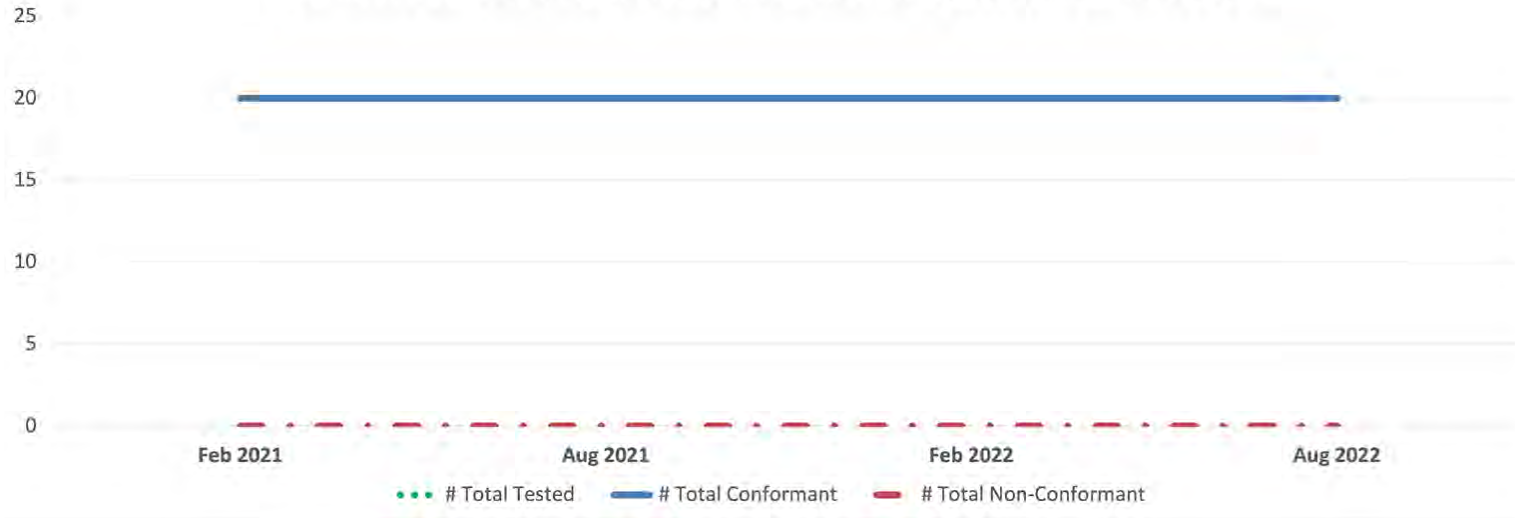
Conformance of Self-reported Internet and Intranet Webpages Tested
General Services Administration | FEB 2017 - AUG 2022



Webpage Conformance: Trend Line

National Archives and Records Administration

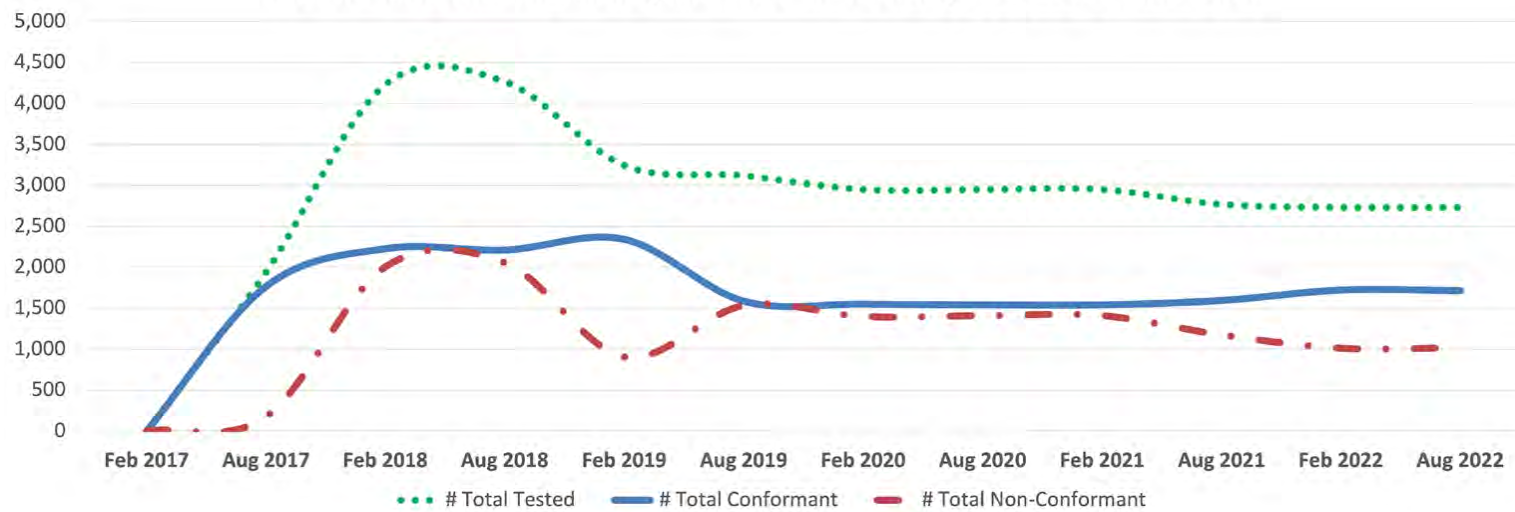
Conformance of Self-reported Internet and Intranet Webpages Tested
National Archives and Records Administration | FEB 2021 - AUG 2022



Webpage Conformance: Trend Line

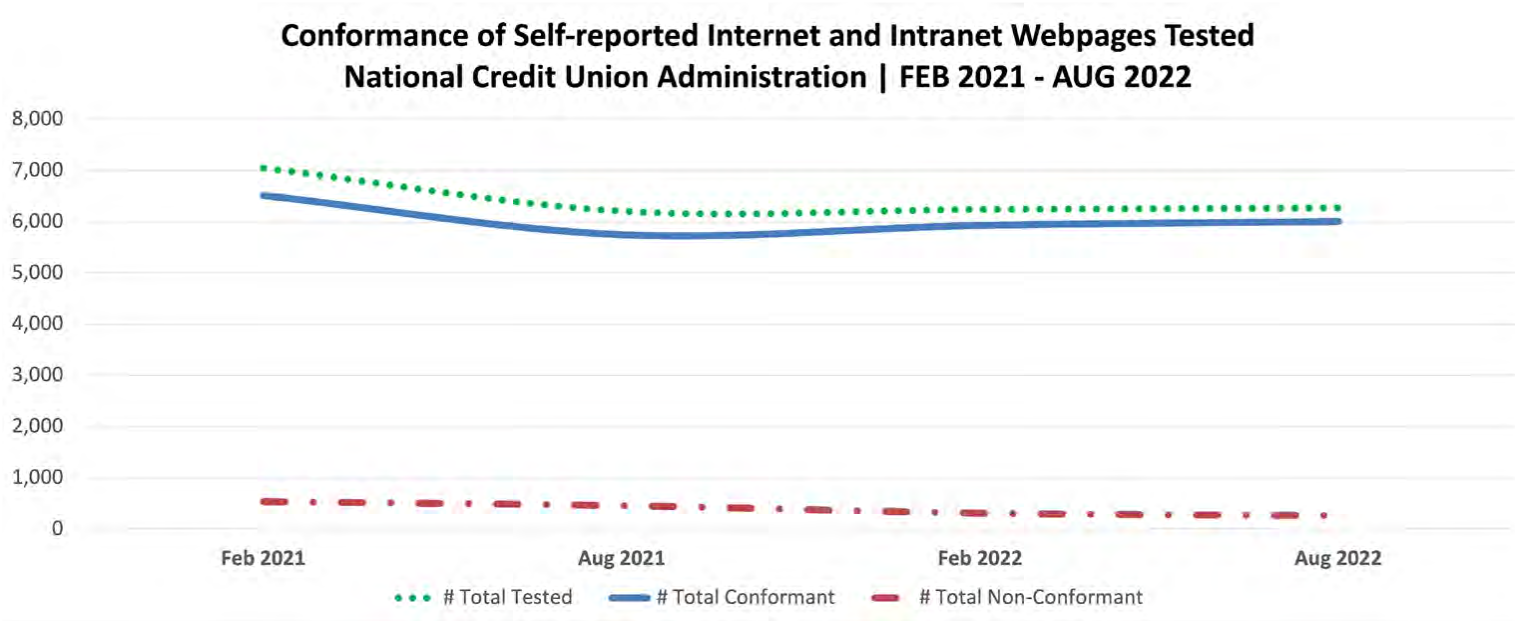
National Aeronautics and Space Administration

Conformance of Self-reported Internet and Intranet Webpages Tested
National Aeronautics and Space Administration | FEB 2017 - AUG 2022



Webpage Conformance: Trend Line

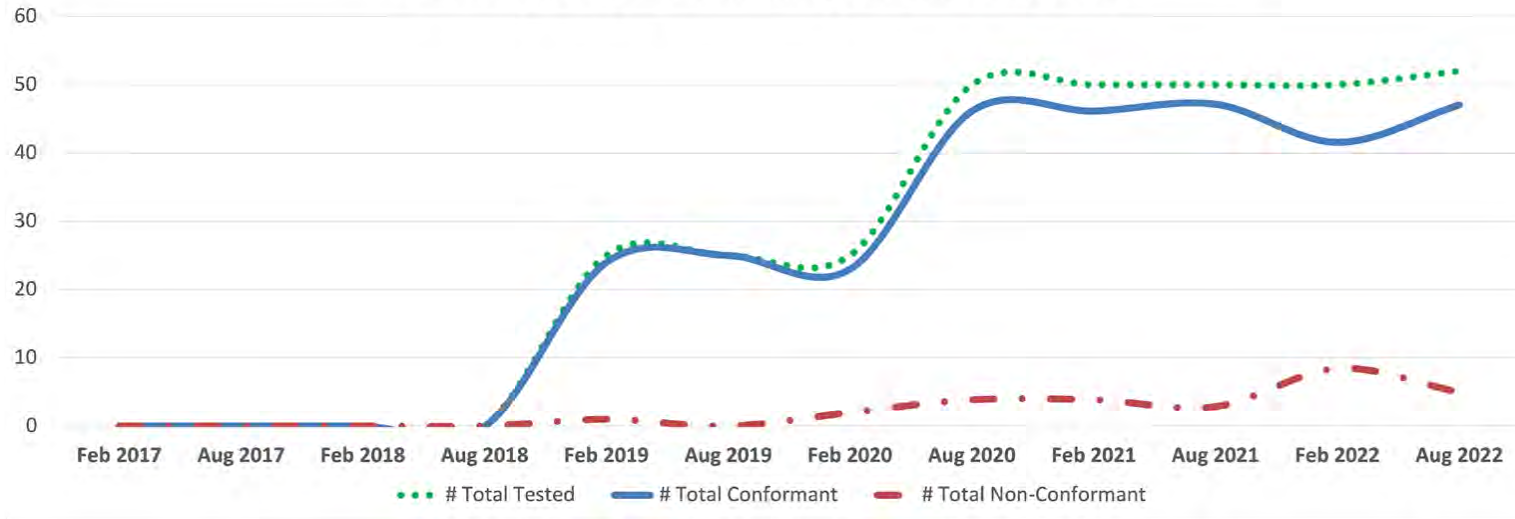
National Credit Union Administration



Webpage Conformance: Trend Line

National Science Foundation

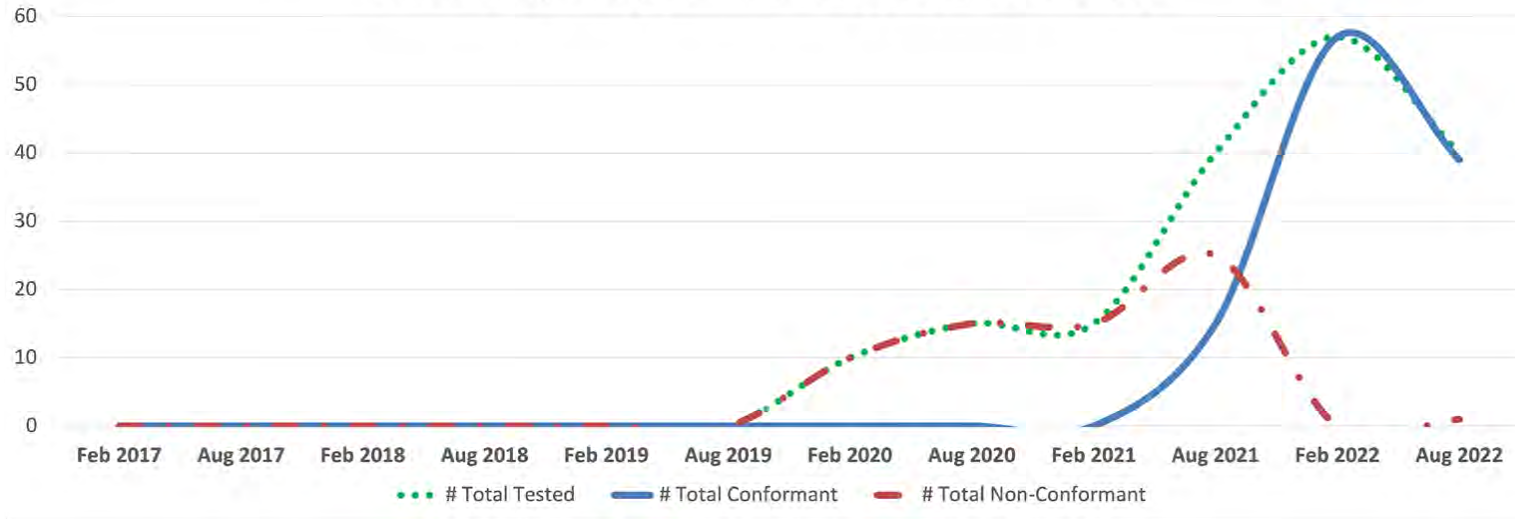
Conformance of Self-reported Internet and Intranet Webpages Tested
National Science Foundation | FEB 2017 - AUG 2022



Webpage Conformance: Trend Line

Nuclear Regulatory Commission

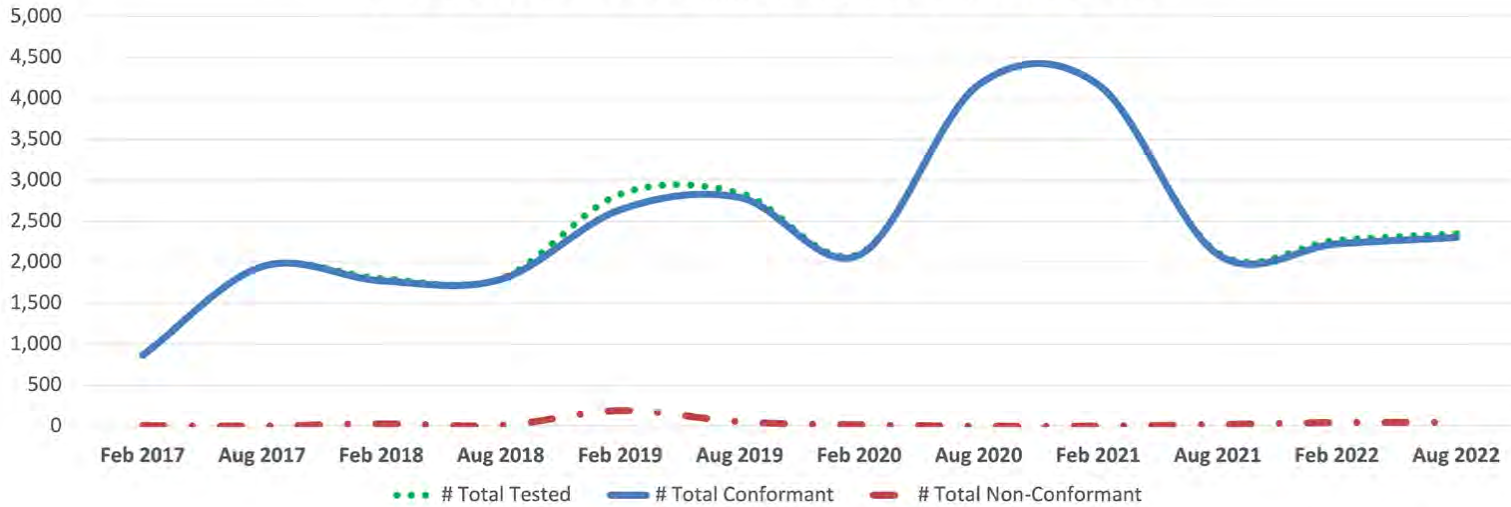
Conformance of Self-reported Internet and Intranet Webpages Tested
Nuclear Regulatory Commission | FEB 2017 - AUG 2022



Webpage Conformance: Trend Line

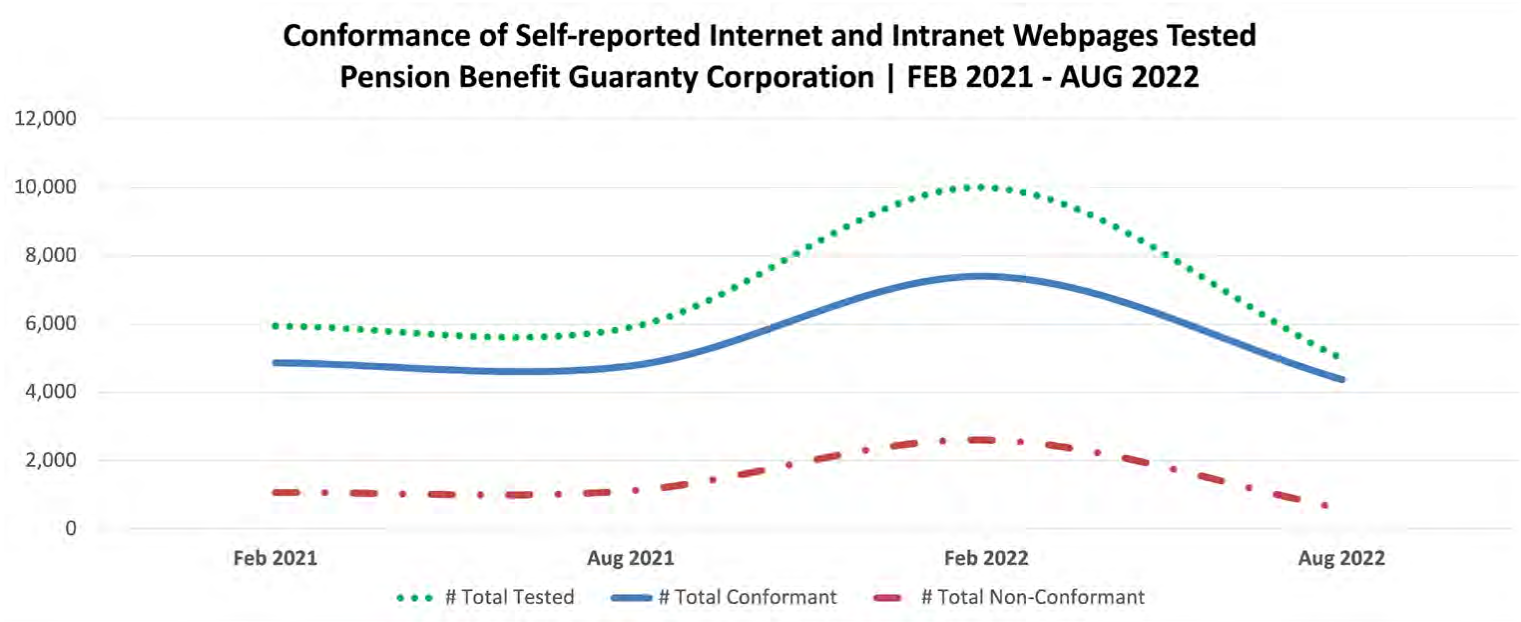
Office of Personnel Management

Conformance of Self-reported Internet and Intranet Webpages Tested
Office of Personnel Management | FEB 2017 - AUG 2022



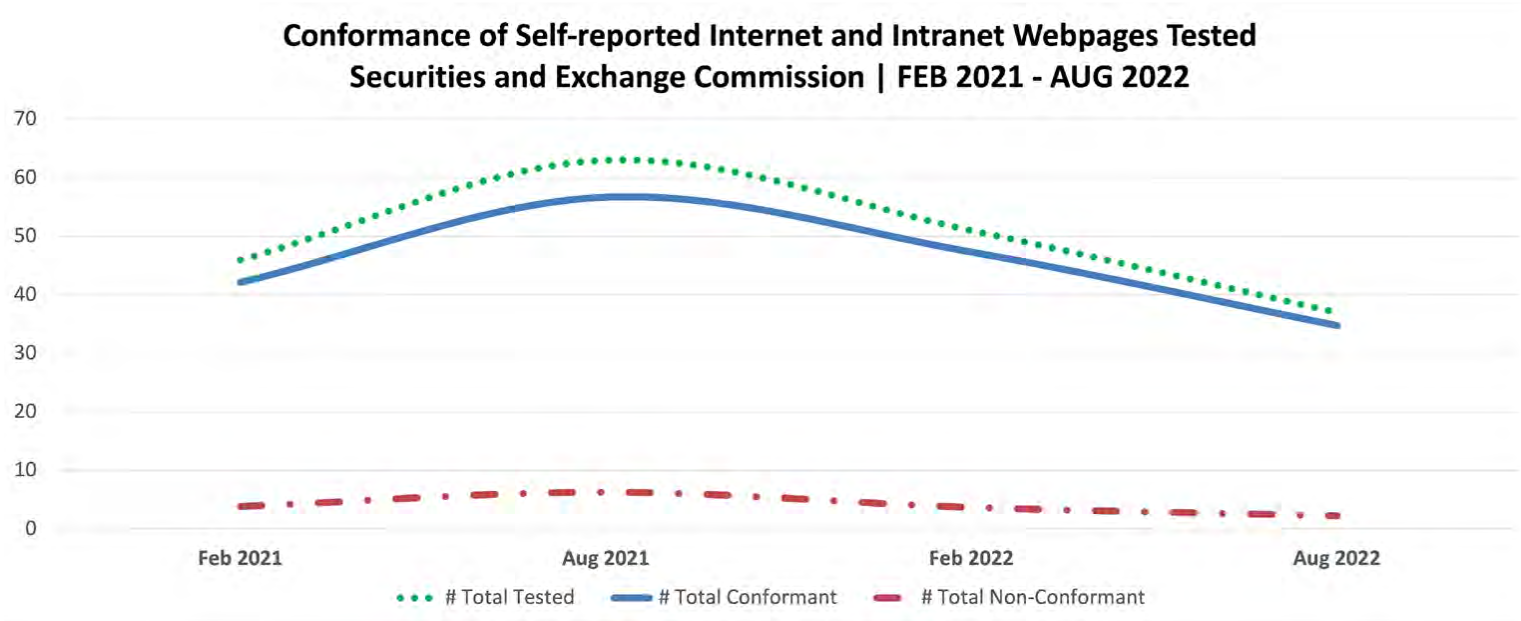
Webpage Conformance: Trend Line

Pension Benefit Guaranty Corporation



Webpage Conformance: Trend Line

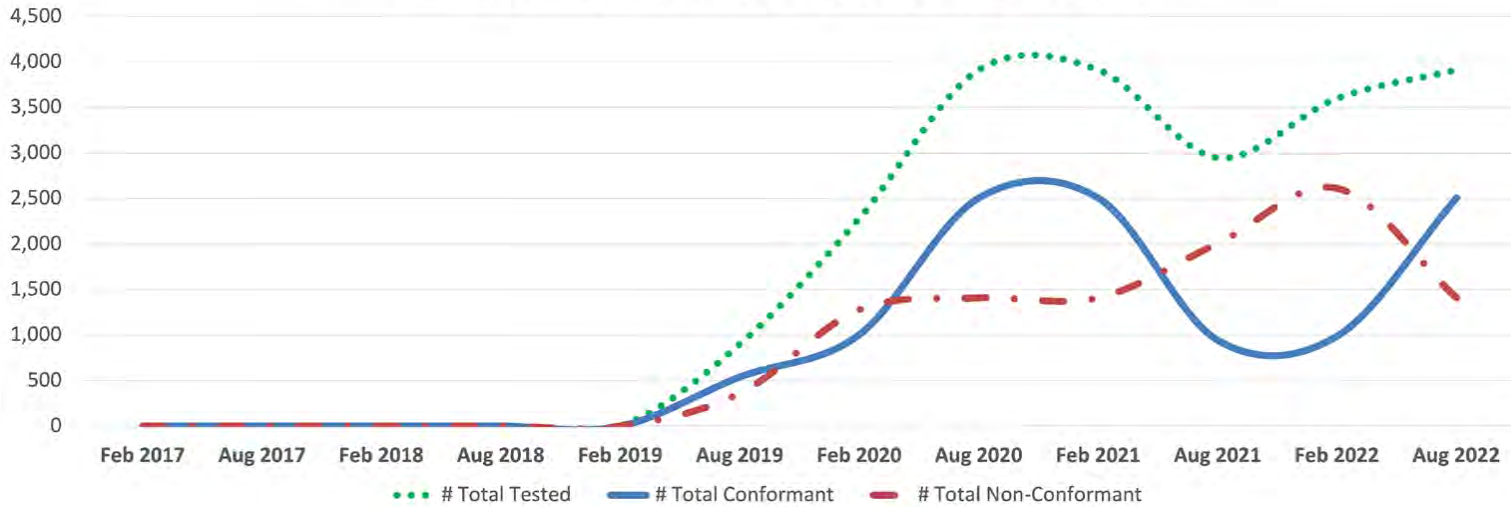
Securities and Exchange Commission



Webpage Conformance: Trend Line

Small Business Administration

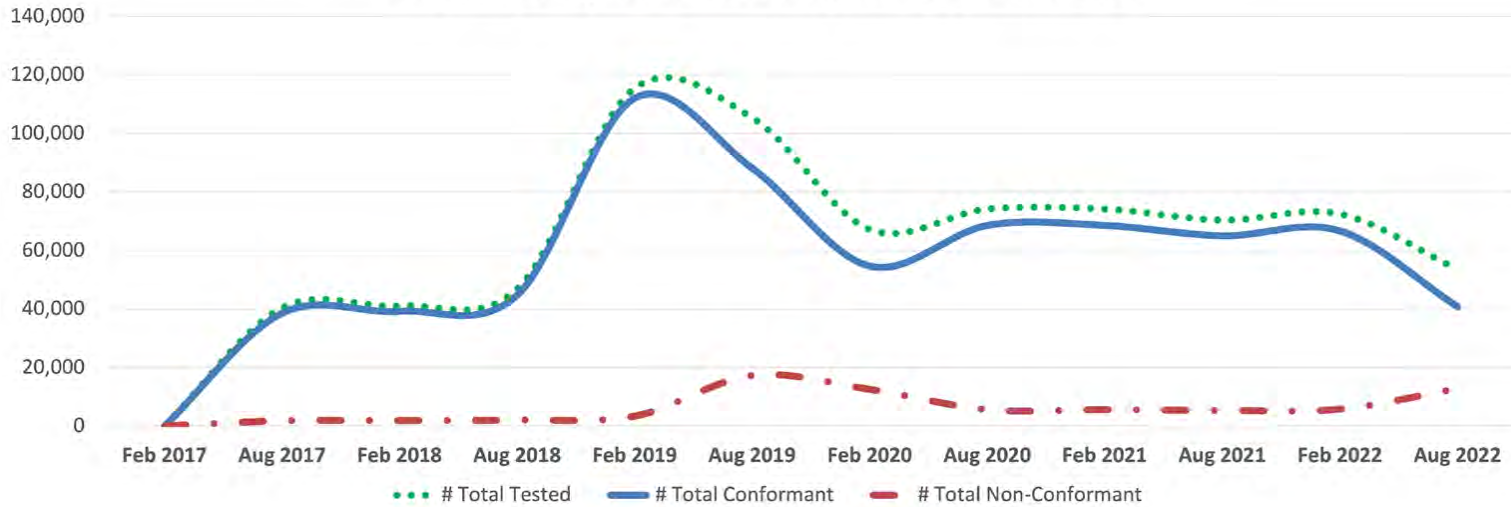
Conformance of Self-reported Internet and Intranet Webpages Tested
Small Business Administration | FEB 2017 - AUG 2022



Webpage Conformance: Trend Line

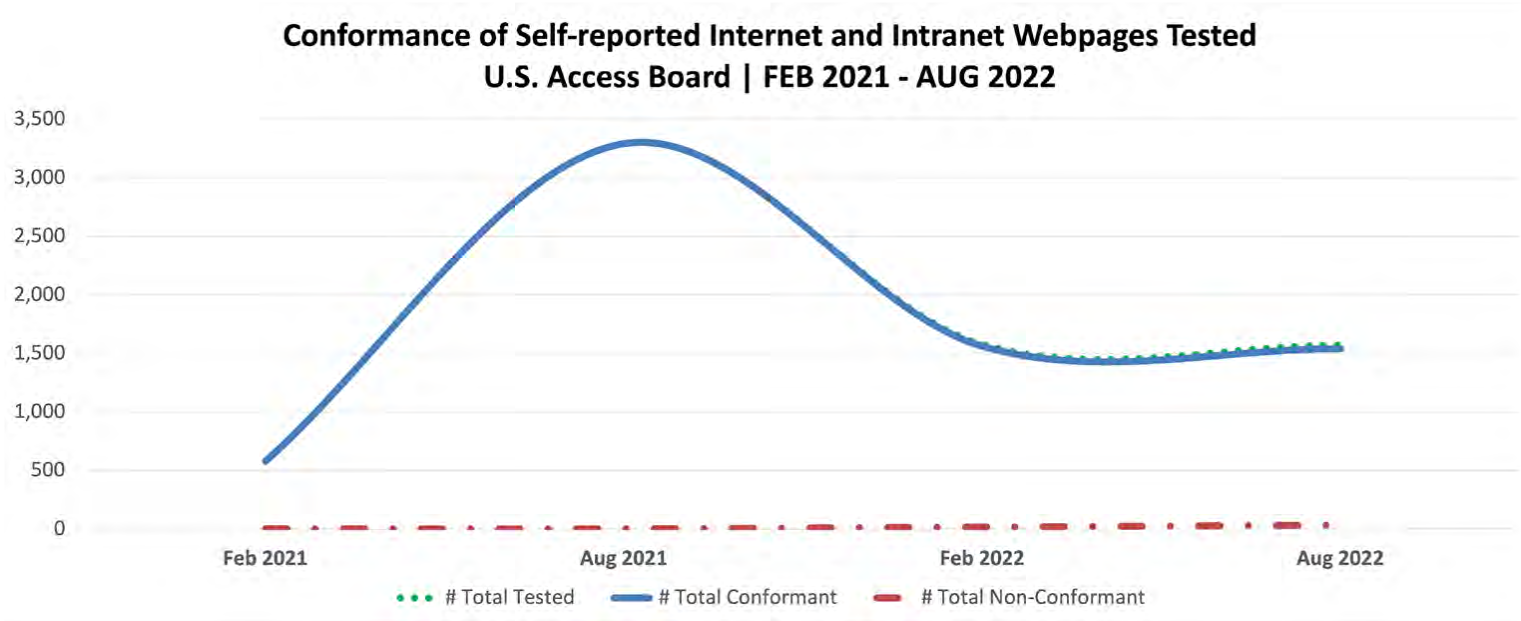
Social Security Administration

Conformance of Self-reported Internet and Intranet Webpages Tested
Social Security Administration | FEB 2017 - AUG 2022



Webpage Conformance: Trend Line

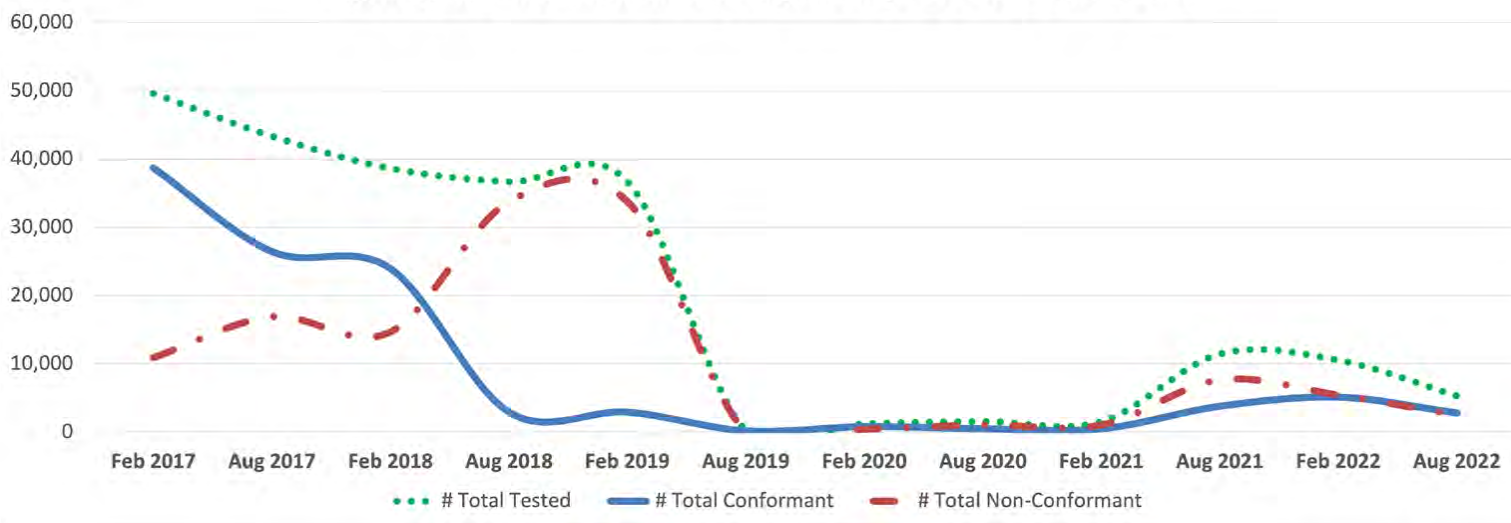
United States Access Board



Webpage Conformance: Trend Line

United States Agency for International Development

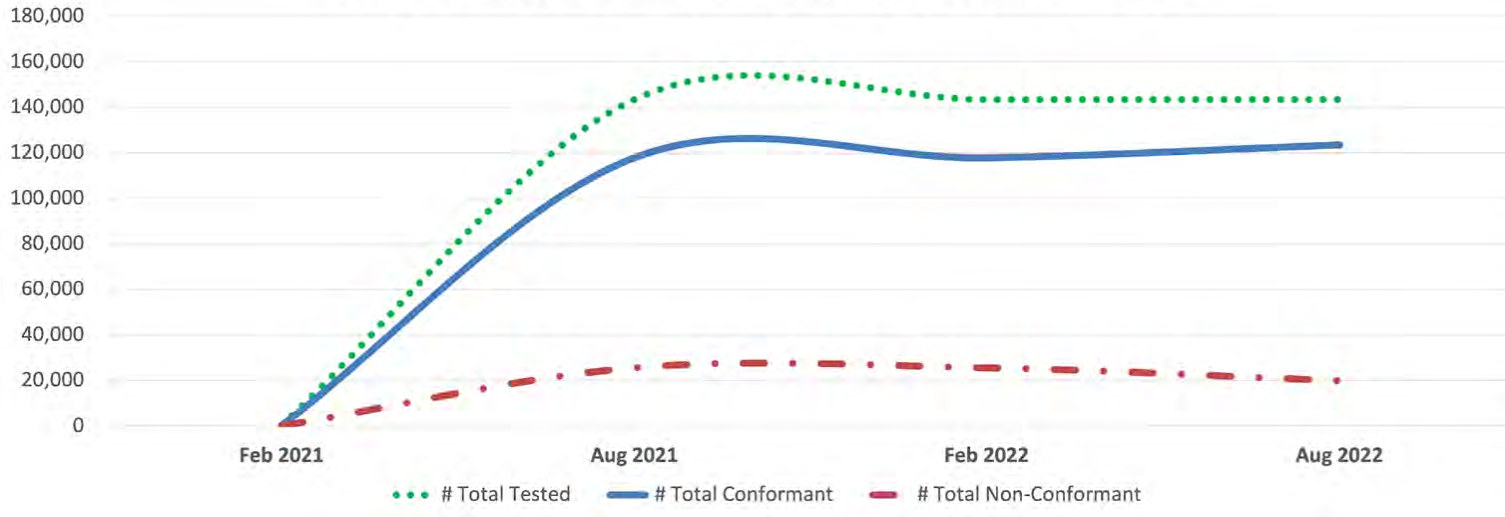
Conformance of Self-reported Internet and Intranet Webpages Tested
Agency for International Development | FEB 2017 - AUG 2022



Webpage Conformance: Trend Line

United States International Trade Commission

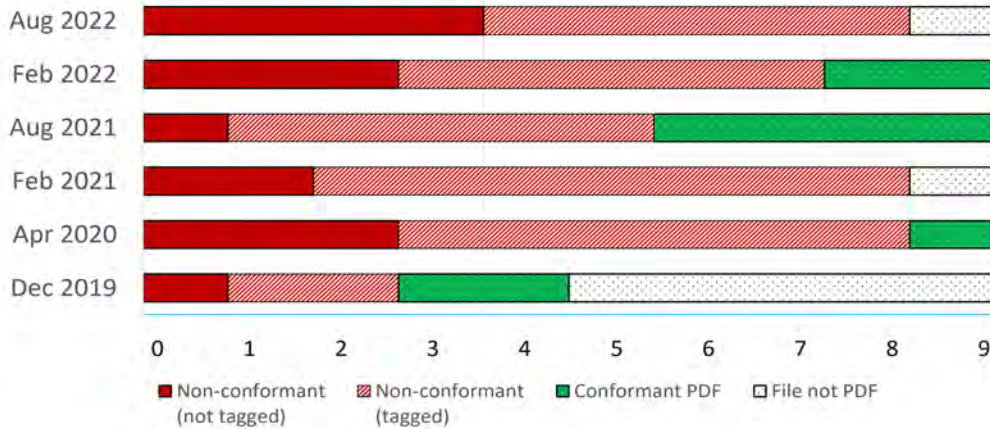
Conformance of Self-reported Internet and Intranet Webpages Tested
U.S. International Trade Commission | FEB 2021 - AUG 2022



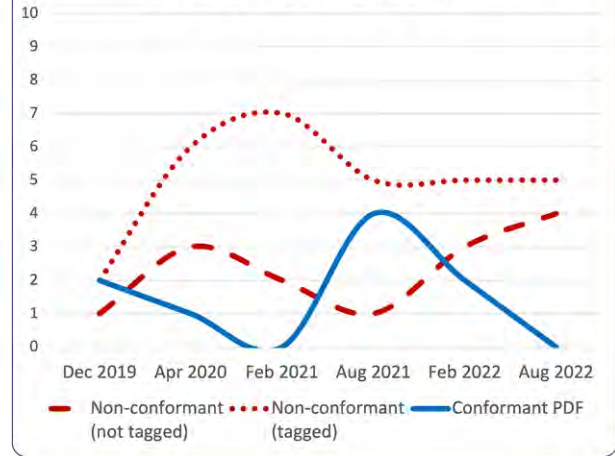
PDF Conformance: Snapshot & Trend Line

Department of Agriculture

PDF Conformance among Top 10 Downloads
Department of Agriculture | DEC 2019 - FEB 2022



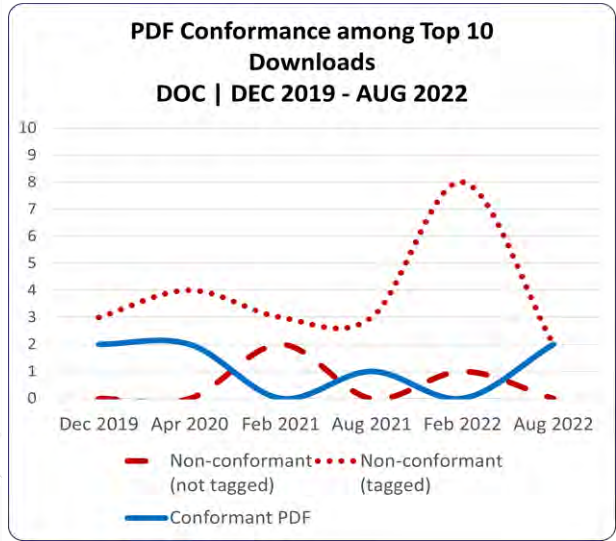
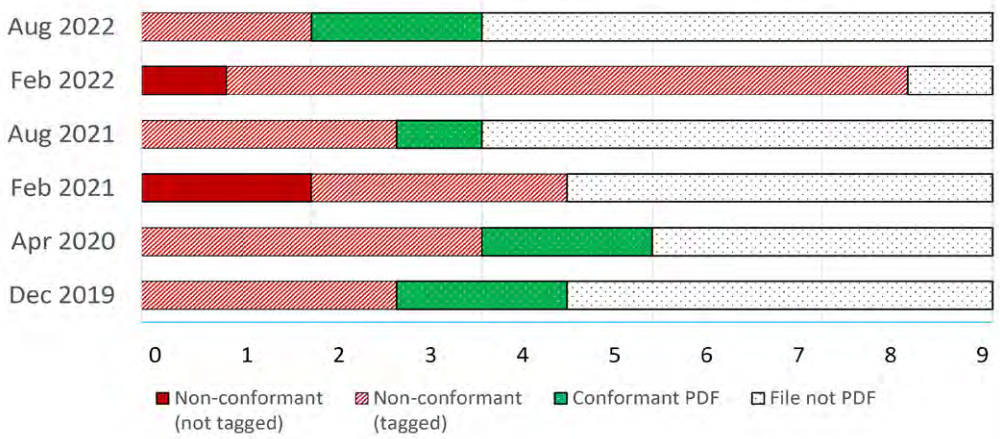
PDF Conformance among Top 10 Downloads
USDA | DEC 2019 - AUG 2022



PDF Conformance: Snapshot & Trend Line

Department of Commerce

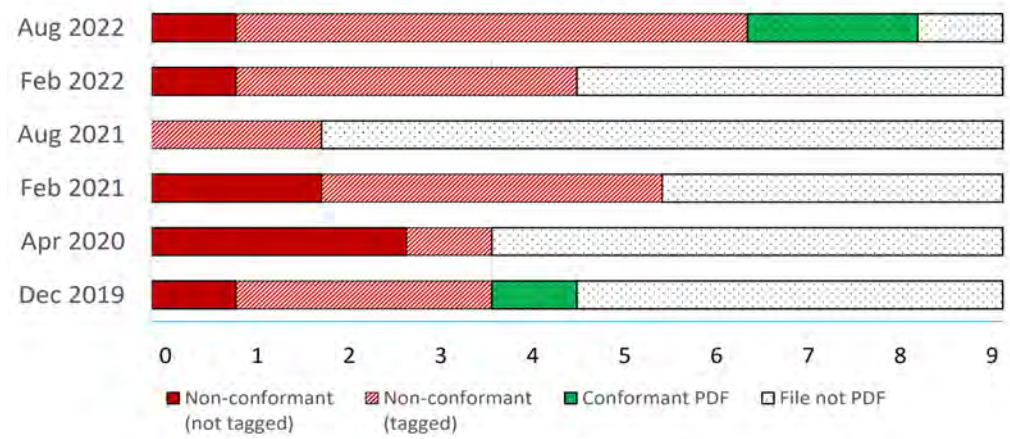
PDF Conformance among Top 10 Downloads
Department of Commerce | DEC 2019 - FEB 2022



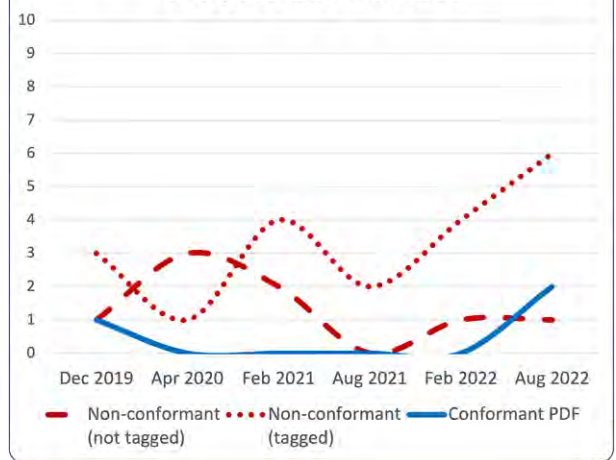
PDF Conformance: Snapshot & Trend Line

Department of Defense

PDF Conformance among Top 10 Downloads
Department of Defense | DEC 2019 - FEB 2022



PDF Conformance among Top 10 Downloads
DOD | DEC 2019 - AUG 2022



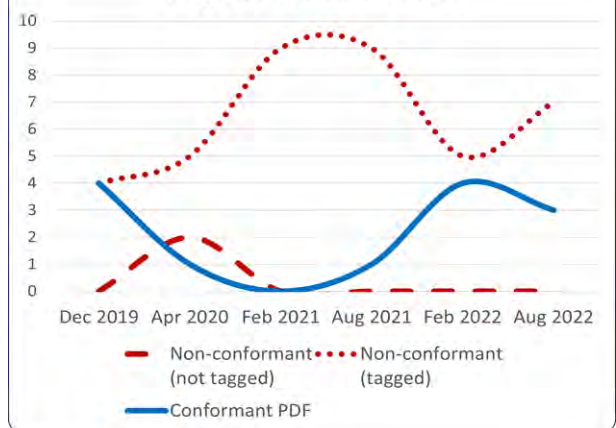
PDF Conformance: Snapshot & Trend Line

Department of Education

PDF Conformance among Top 10 Downloads
Department of Education | DEC 2019 - FEB 2022



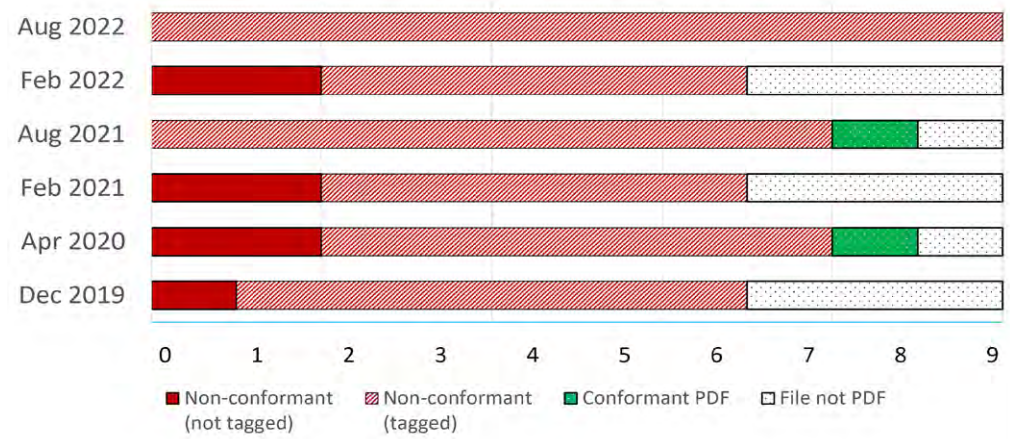
PDF Conformance among Top 10 Downloads
ED | DEC 2019 - AUG 2022



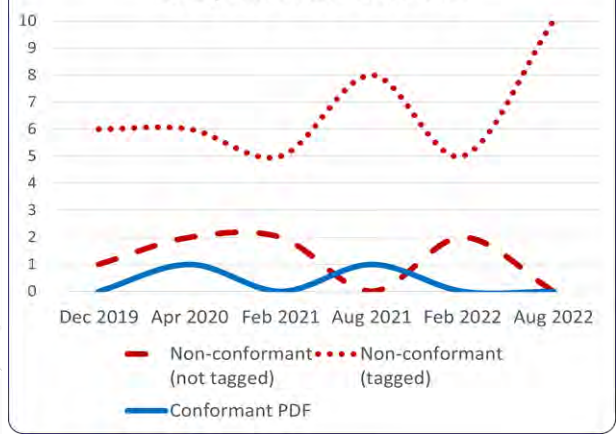
PDF Conformance: Snapshot & Trend Line

Department of Energy

PDF Conformance among Top 10 Downloads
Department of Energy | DEC 2019 - FEB 2022



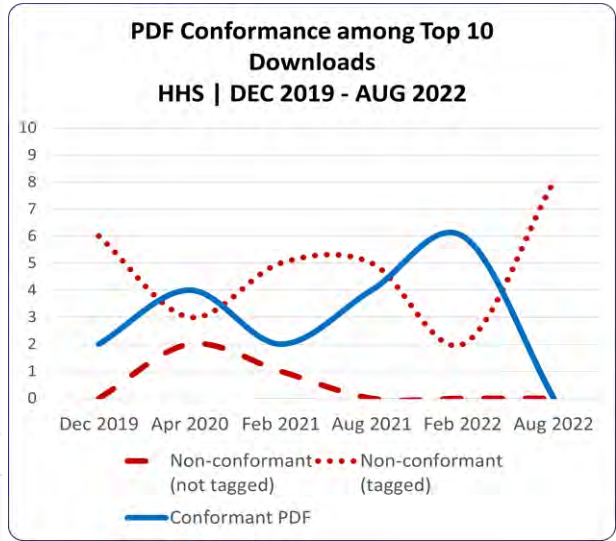
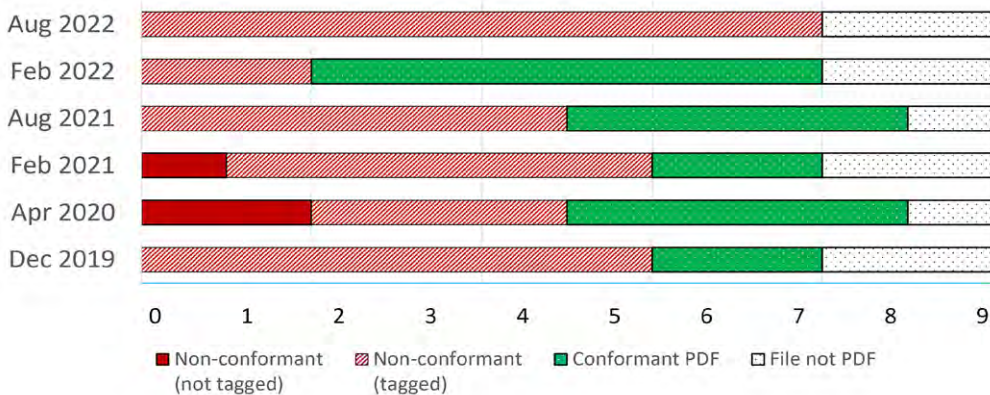
PDF Conformance among Top 10 Downloads
DOE | DEC 2019 - AUG 2022



PDF Conformance: Snapshot & Trend Line

Department of Health and Human Services

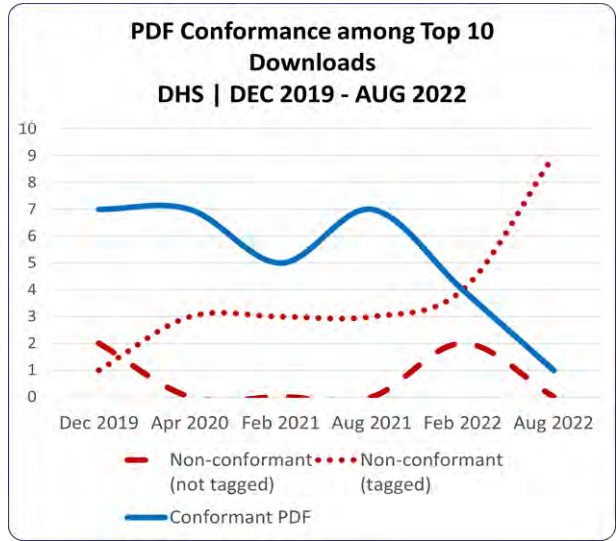
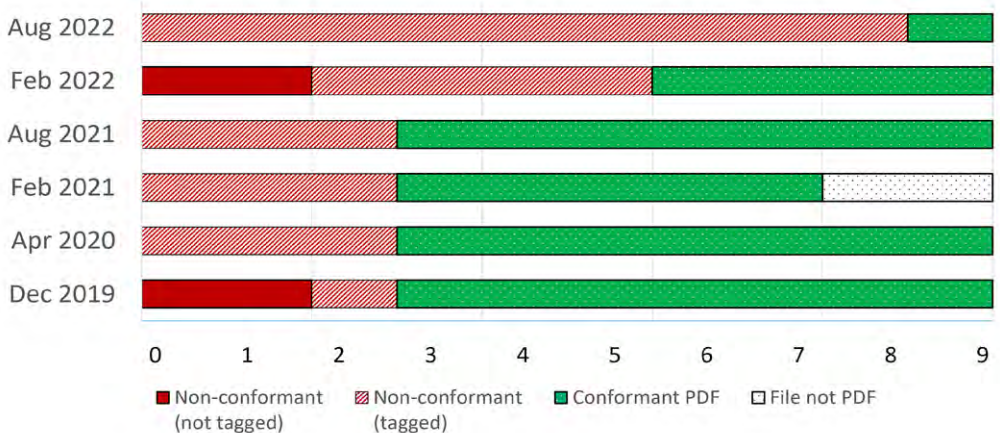
PDF Conformance among Top 10 Downloads
 Department of Health and Human Services | DEC 2019 - FEB 2022



PDF Conformance: Snapshot & Trend Line

Department of Homeland Security

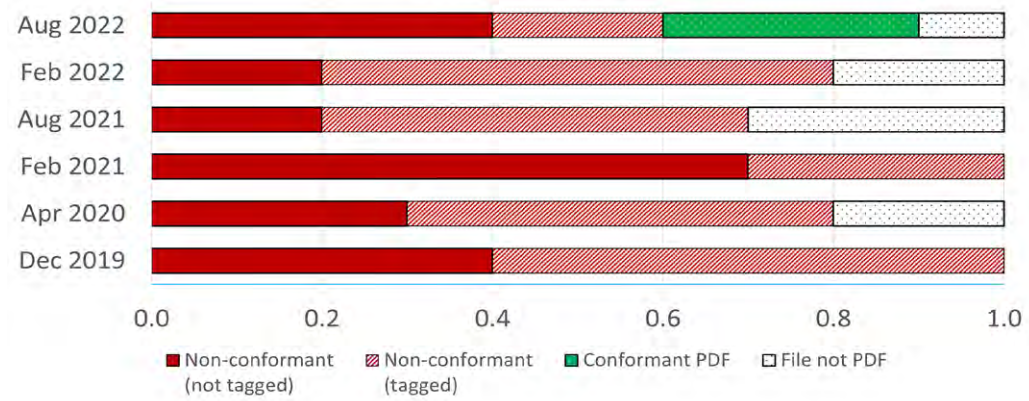
PDF Conformance among Top 10 Downloads
Department of Homeland Security | DEC 2019 - FEB 2022



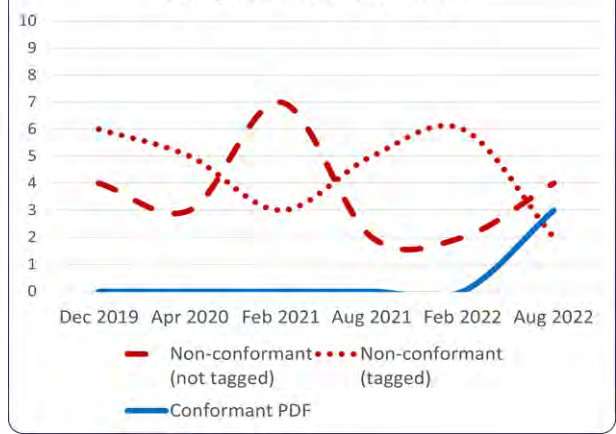
PDF Conformance: Snapshot & Trend Line

Department of Housing and Urban Development

PDF Conformance among Top 10 Downloads
 Department of Housing and Urban Development | DEC
 2019 - FEB 2022



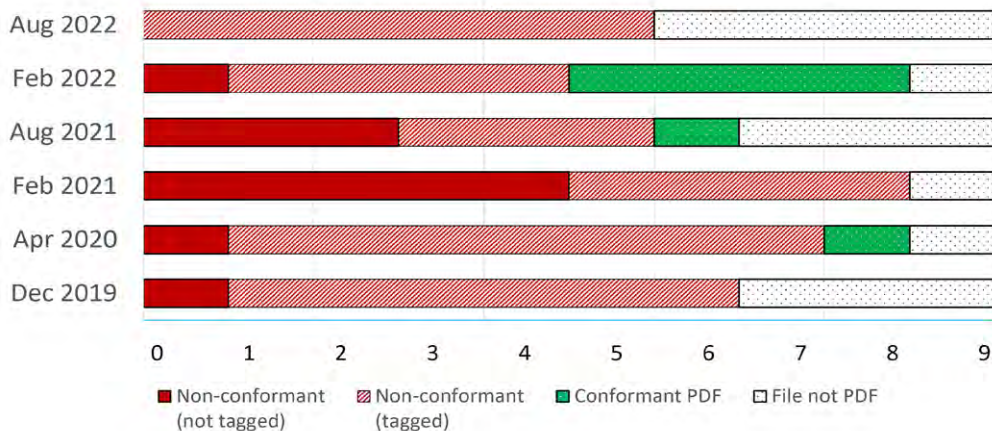
PDF Conformance among Top 10 Downloads
 HUD | DEC 2019 - AUG 2022



PDF Conformance: Snapshot & Trend Line

Department of the Interior

PDF Conformance among Top 10 Downloads
Department of the Interior | DEC 2019 - FEB 2022



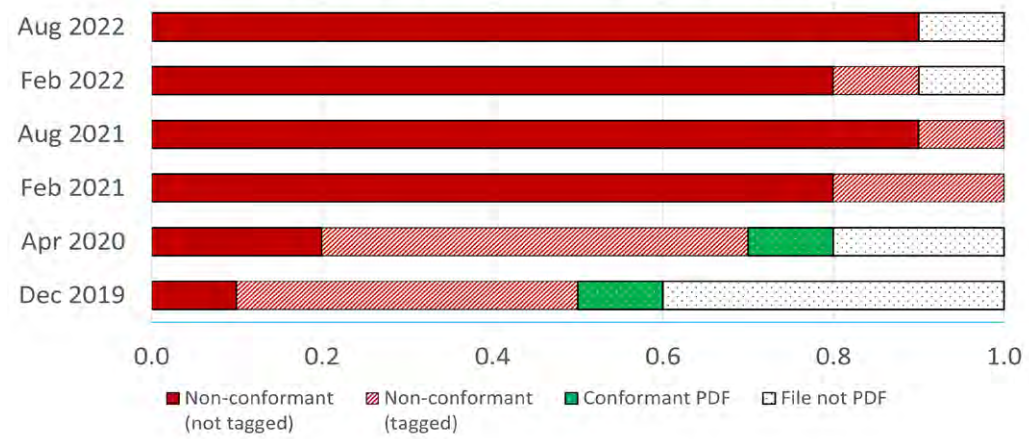
PDF Conformance among Top 10 Downloads
DOI | DEC 2019 - AUG 2022



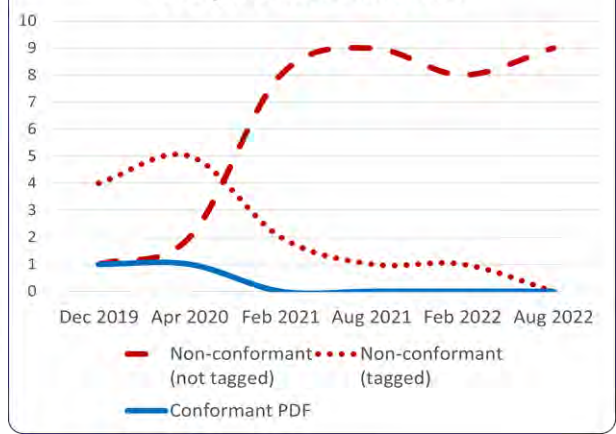
PDF Conformance: Snapshot & Trend Line

Department of Justice

PDF Conformance among Top 10 Downloads
Department of Justice | DEC 2019 - FEB 2022



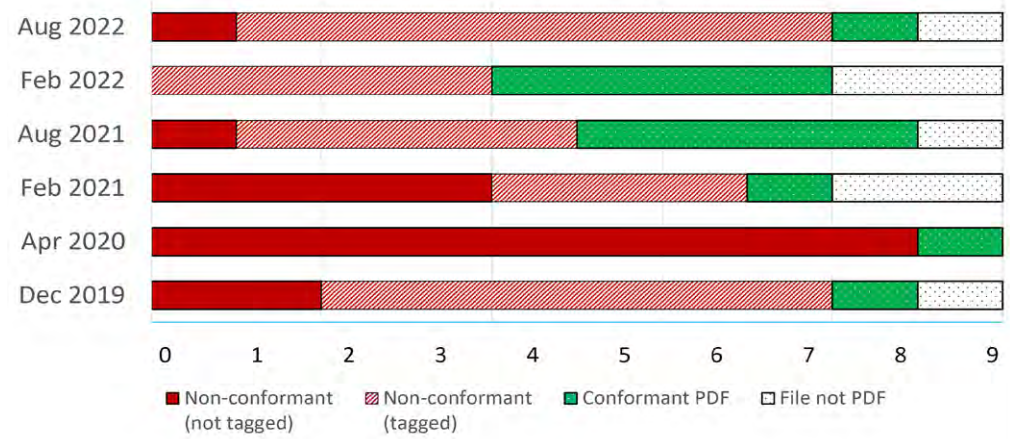
PDF Conformance among Top 10 Downloads
DOJ | DEC 2019 - AUG 2022



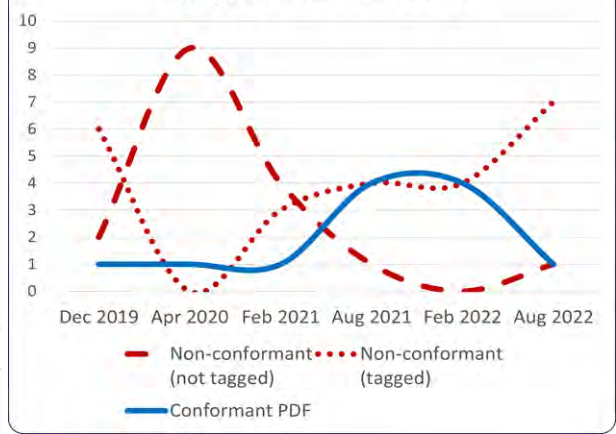
PDF Conformance: Snapshot & Trend Line

Department of Labor

PDF Conformance among Top 10 Downloads
Department of Labor | DEC 2019 - FEB 2022



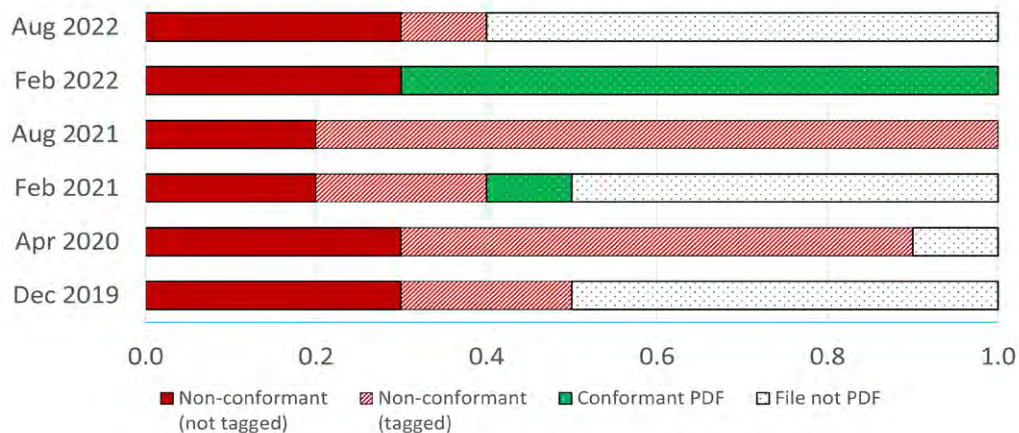
PDF Conformance among Top 10 Downloads
DOL | DEC 2019 - AUG 2022



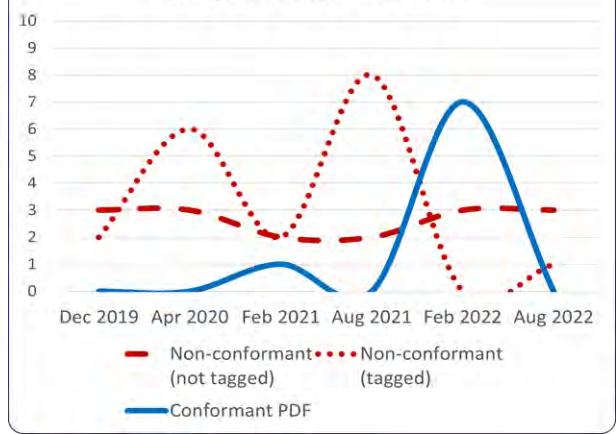
PDF Conformance: Snapshot & Trend Line

Department of State

PDF Conformance among Top 10 Downloads
Department of State | DEC 2019 - FEB 2022



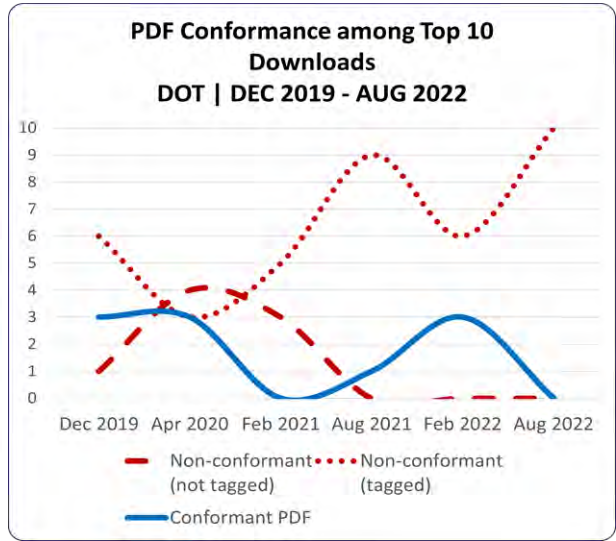
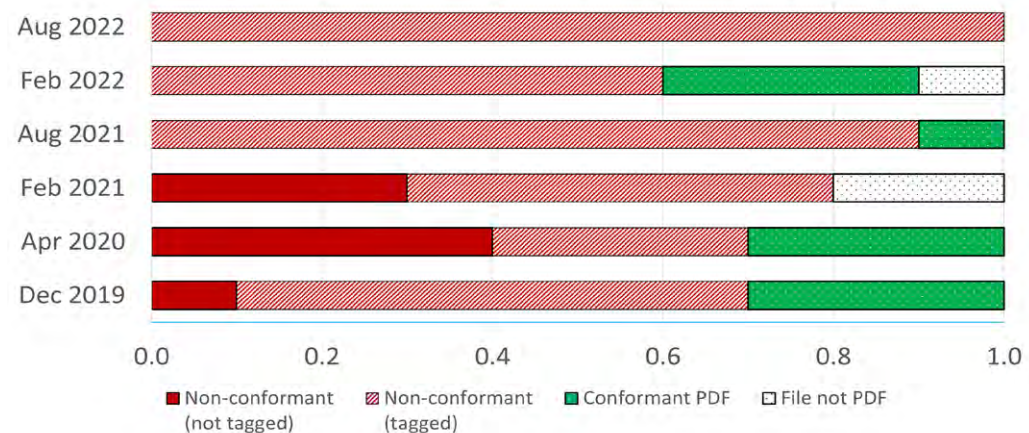
PDF Conformance among Top 10 Downloads
DOS | DEC 2019 - AUG 2022



PDF Conformance: Snapshot & Trend Line

Department of Transportation

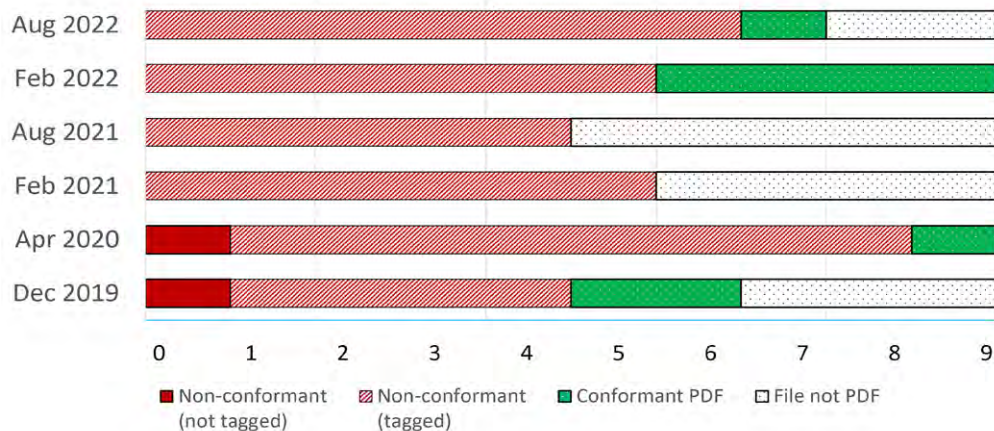
PDF Conformance among Top 10 Downloads
Department of Transportation | DEC 2019 - FEB 2022



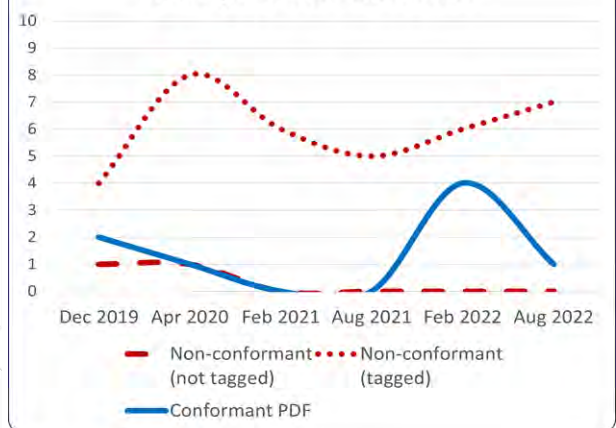
PDF Conformance: Snapshot & Trend Line

Department of the Treasury

PDF Conformance among Top 10 Downloads
Department of the Treasury | DEC 2019 - FEB 2022



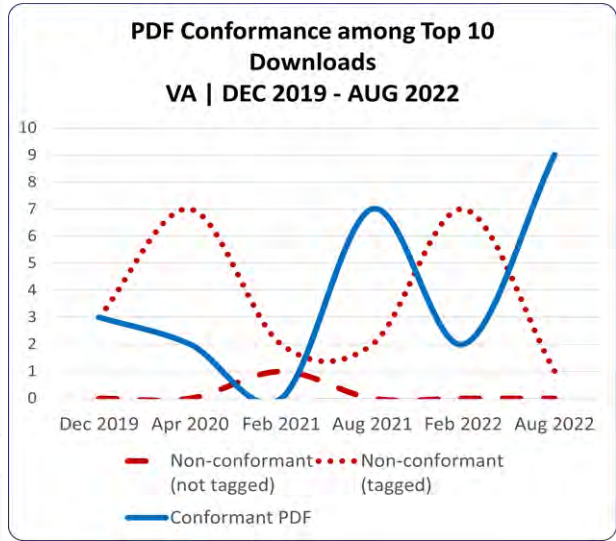
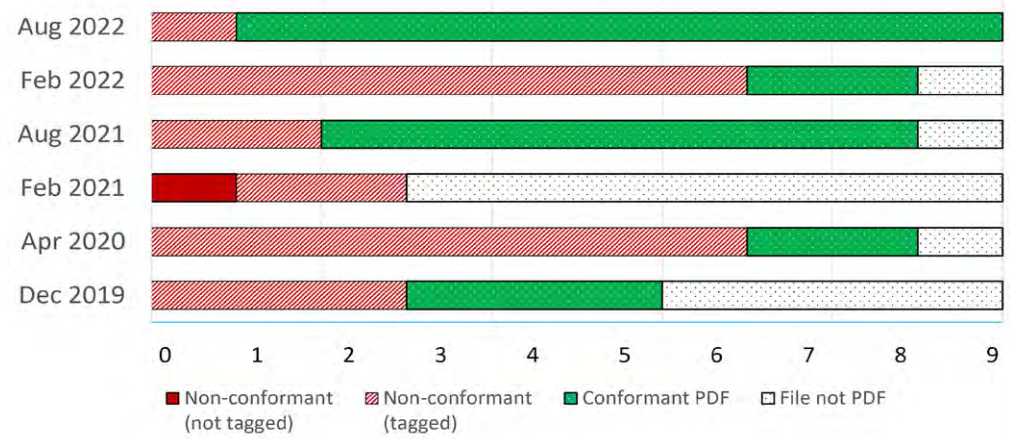
PDF Conformance among Top 10 Downloads
USDT | DEC 2019 - AUG 2022



PDF Conformance: Snapshot & Trend Line

Department of Veterans Affairs

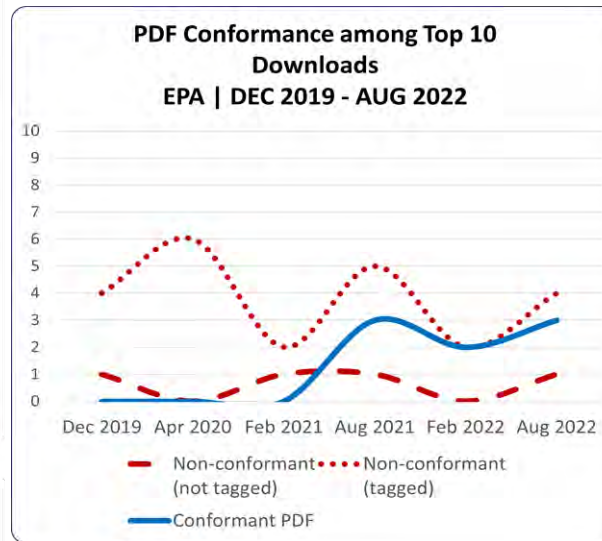
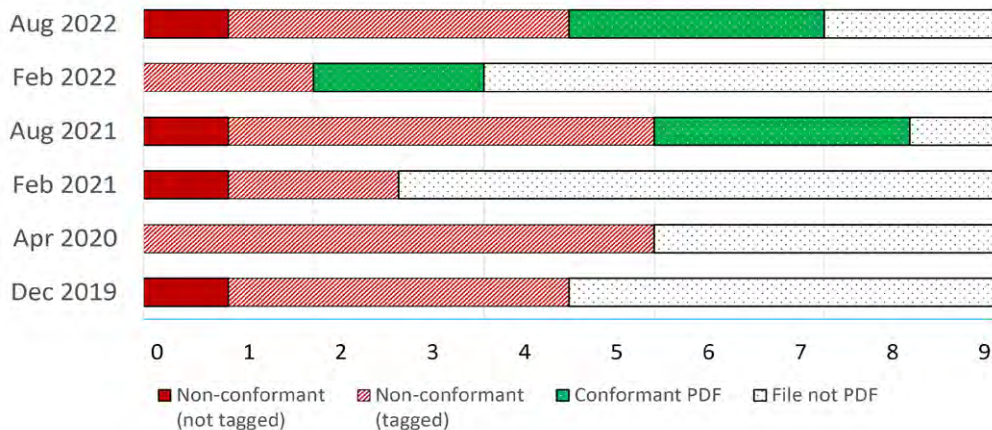
PDF Conformance among Top 10 Downloads
Department of Veterans Affairs | DEC 2019 - FEB 2022



PDF Conformance: Snapshot & Trend Line

Environmental Protection Agency

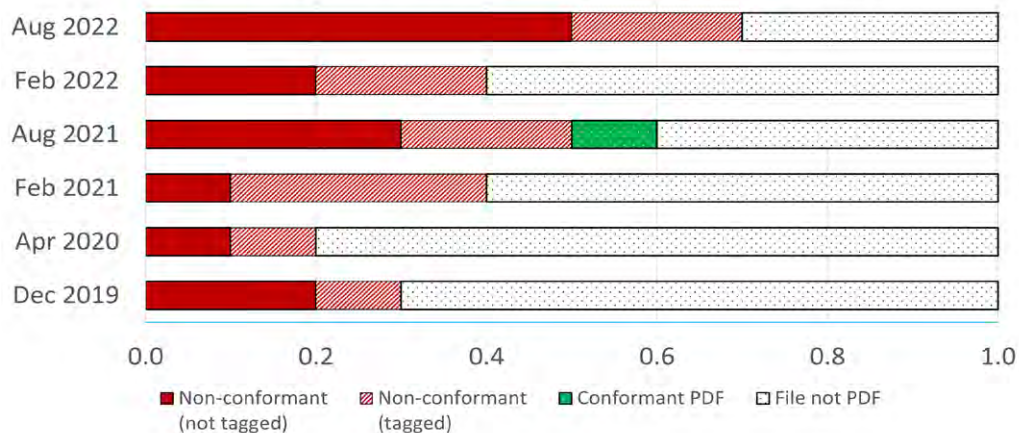
PDF Conformance among Top 10 Downloads
Environmental Protection Agency | DEC 2019 - FEB 2022



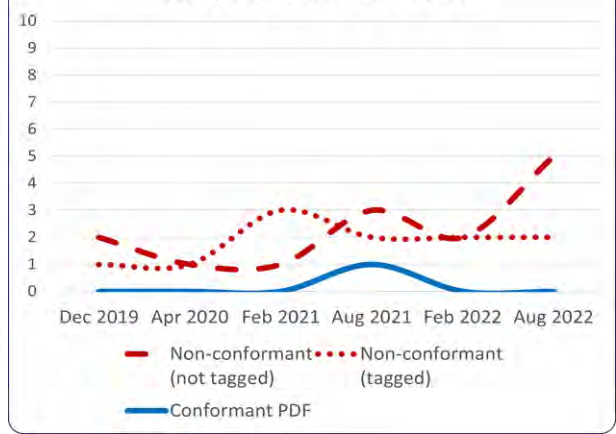
PDF Conformance: Snapshot & Trend Line

General Services Administration

PDF Conformance among Top 10 Downloads
General Services Administration | DEC 2019 - FEB 2022



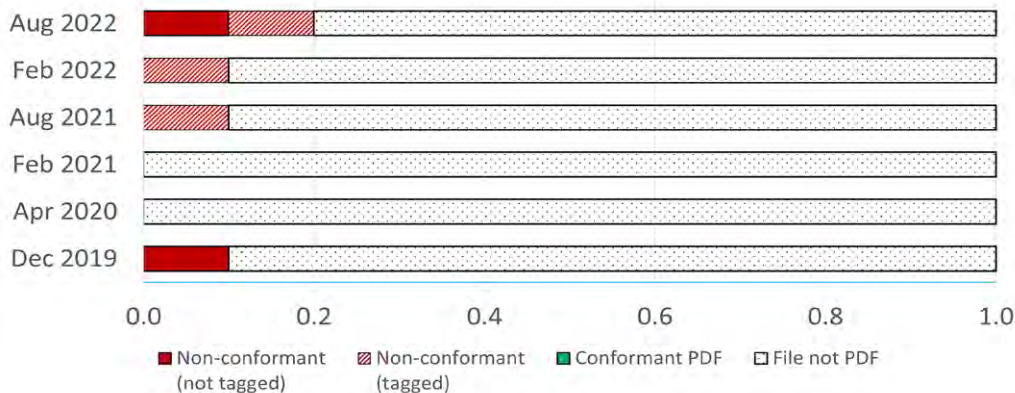
PDF Conformance among Top 10 Downloads
GSA | DEC 2019 - AUG 2022



PDF Conformance: Snapshot & Trend Line

National Aeronautics and Space Administration

PDF Conformance among Top 10 Downloads
National Aeronautics and Space Administration | DEC 2019 - FEB 2022



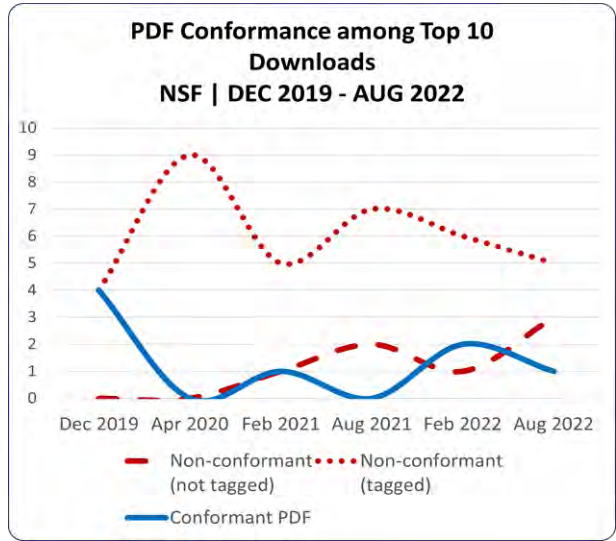
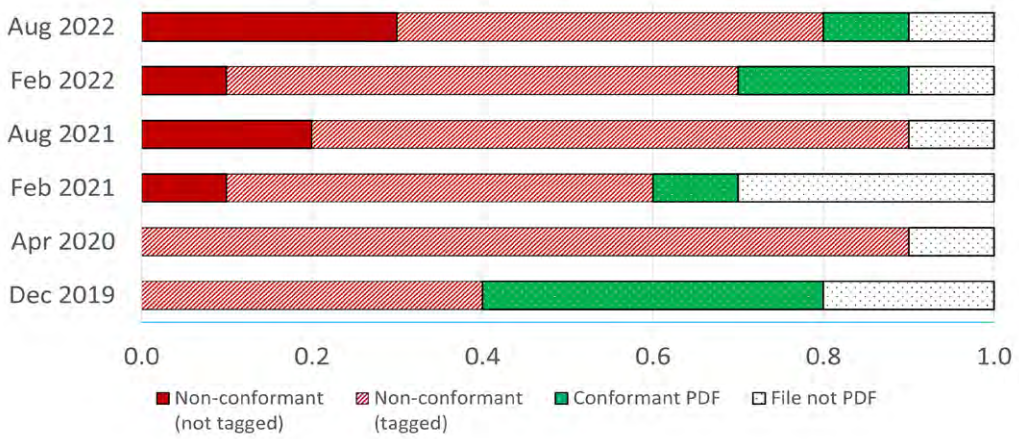
PDF Conformance among Top 10 Downloads
NASA | DEC 2019 - AUG 2022



PDF Conformance: Snapshot & Trend Line

National Science Foundation

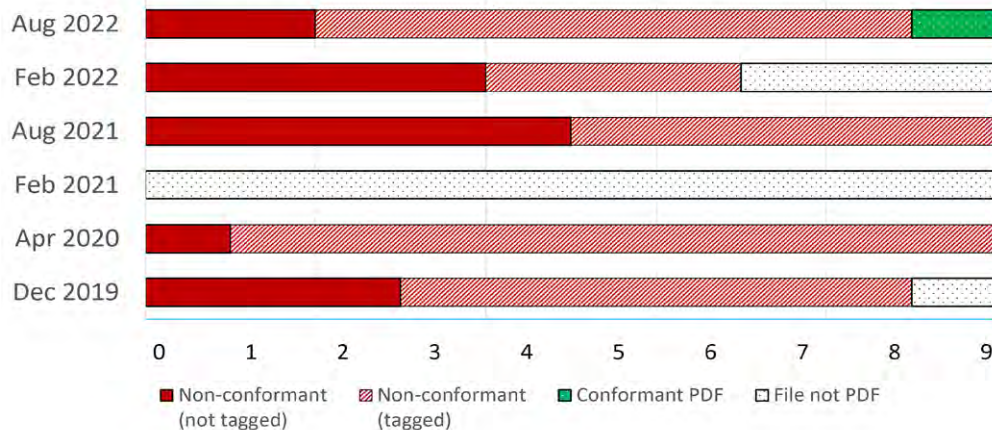
PDF Conformance among Top 10 Downloads
National Science Foundation | DEC 2019 - FEB 2022



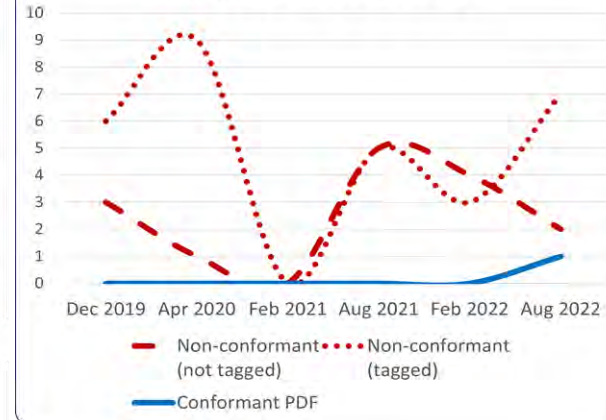
PDF Conformance: Snapshot & Trend Line

Nuclear Regulatory Commission

PDF Conformance among Top 10 Downloads
Nuclear Regulatory Commission | DEC 2019 - FEB 2022



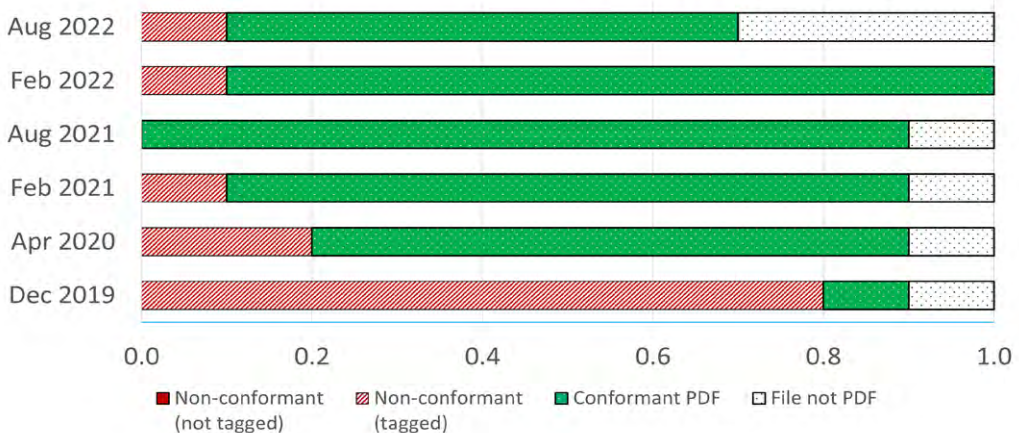
PDF Conformance among Top 10 Downloads
NRC | DEC 2019 - AUG 2022



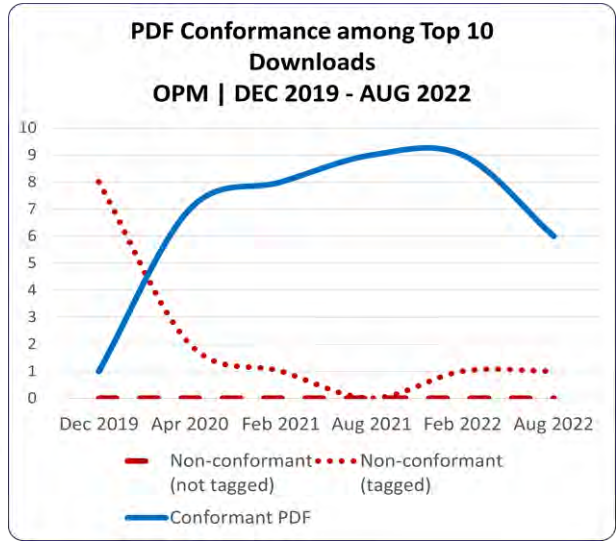
PDF Conformance: Snapshot & Trend Line

Office of Personnel Management

PDF Conformance among Top 10 Downloads
Office of Personnel Management | DEC 2019 - FEB 2022



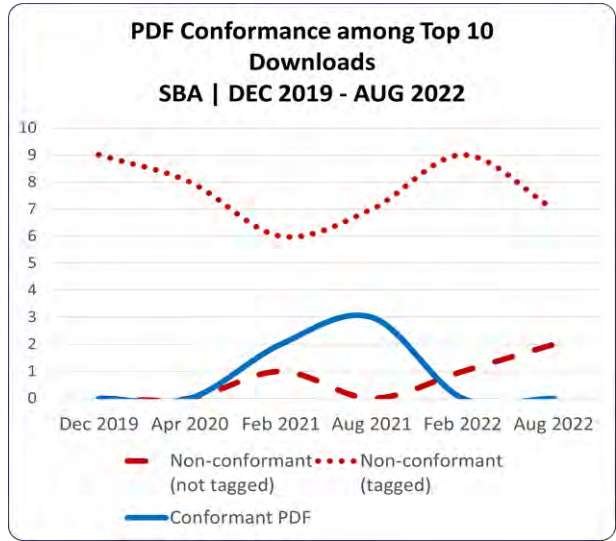
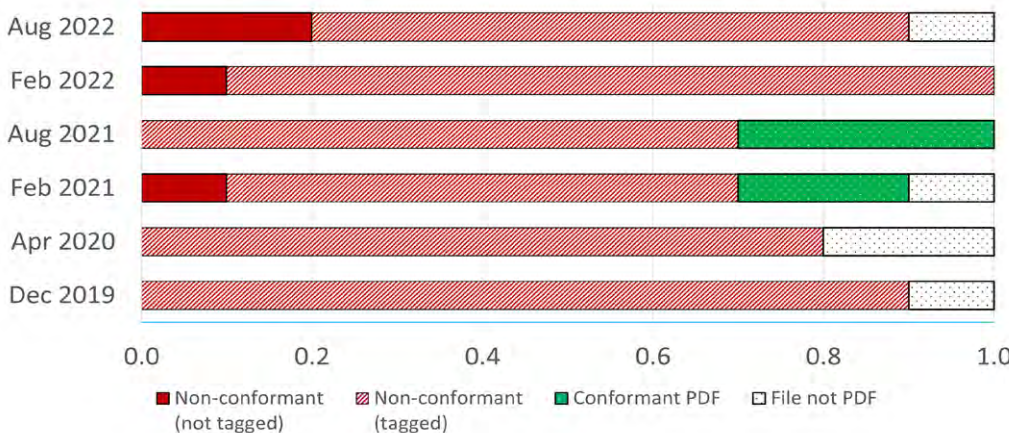
PDF Conformance among Top 10 Downloads
OPM | DEC 2019 - AUG 2022



PDF Conformance: Snapshot & Trend Line

Small Business Administration

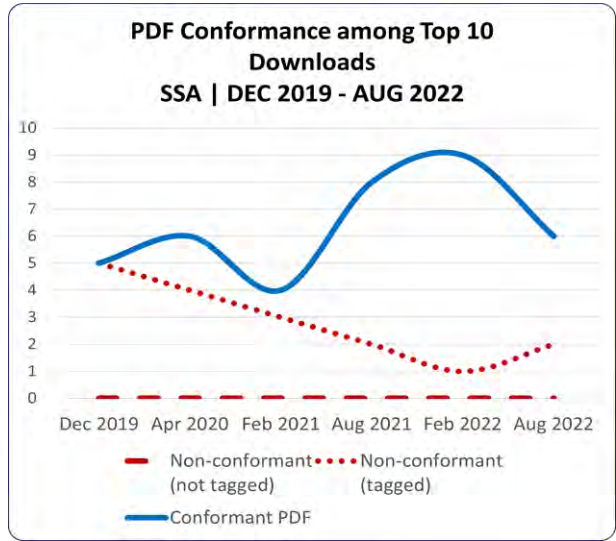
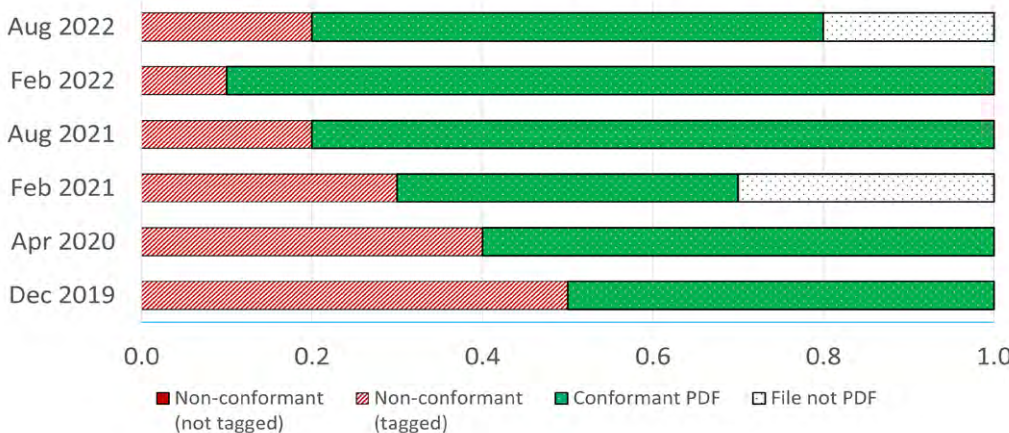
PDF Conformance among Top 10 Downloads
Small Business Administration | DEC 2019 - FEB 2022



PDF Conformance: Snapshot & Trend Line

Social Security Administration

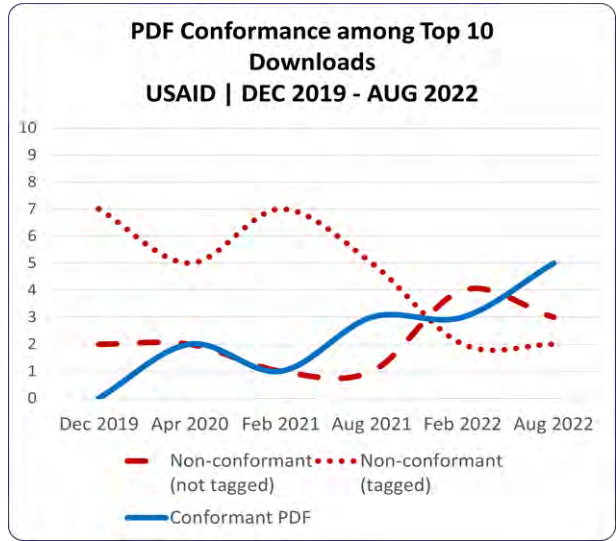
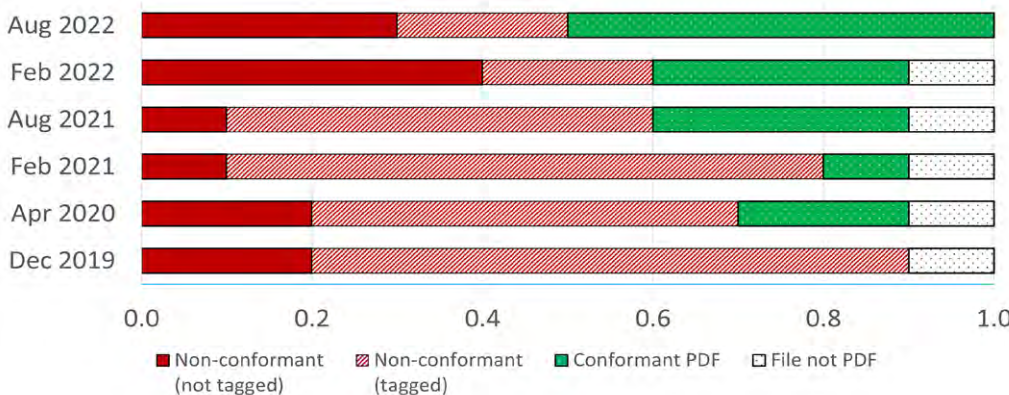
PDF Conformance among Top 10 Downloads
Social Security Administration | DEC 2019 - FEB 2022



PDF Conformance: Snapshot & Trend Line

United States Agency for International Development

PDF Conformance among Top 10 Downloads
 U.S. Agency for International Development | DEC 2019 - FEB 2022



Appendix

Appendix A: Conformance of Self-reported Internet and Intranet Web Pages Tested | Department of Agriculture (USDA)

Test Category	Feb 2017	Aug 2017	Feb 2018	Aug 2018	Feb 2019	Aug 2019	Feb 2020	Aug 2020	Feb 2021	Aug 2021	Feb 2022	Aug 2022
Internet Tested	49,600	43,339	38,620	36,678	36,678	191	1,229	1,560	1,560	11,141	10,120	4,945
Internet Conformant	38,688	26,437	23,944	2,934	2,934	189	811	499	499	3,677	4,959	2,670
Internet Non-conformant	10,912	16,902	14,676	33,744	33,744	2	418	1,061	1,061	7,464	5,161	2,275
Intranet Tested	0	0	0	0	0	0	0	0	0	319	416	346
Intranet Conformant	0	0	0	0	0	0	0	0	0	128	166	138
Intranet Non-conformant	0	0	0	0	0	0	0	0	0	191	250	208
# Total Tested	49,600	43,339	38,620	36,678	36,678	191	1,229	1,560	1,560	11,460	10,536	5,291
# Total Conformant	38,688	26,437	23,944	2,934	2,934	189	811	499	499	3,804	5,125	2,809
# Total Non-Conformant	10,912	16,902	14,676	33,744	33,744	2	418	1,061	1,061	7,656	5,411	2,482
% Total C	78.0%	61.0%	62.0%	8.0%	8.0%	99.0%	66.0%	32.0%	32.0%	33.2%	48.6%	53.1%
% Total NC	22.0%	39.0%	38.0%	92.0%	92.0%	1.0%	34.0%	68.0%	68.0%	66.8%	51.4%	46.9%

Appendix B: Conformance of Self-reported Internet and Intranet Web Pages Tested | Corporation for National and Community service (CNS)

Test Category	Feb 2017	Aug 2017	Feb 2018	Aug 2018	Feb 2019	Aug 2019	Feb 2020	Aug 2020	Feb 2021	Aug 2021	Feb 2022	Aug 2022
Internet Tested	0	0	0	0	0	0	0	4	4	4	986	1,067
Internet Conformant	0	0	0	0	0	0	0	0	0	4	118	395
Internet Non-conformant	0	0	0	0	0	0	0	4	4	0	868	672
Intranet Tested	0	0	0	0	0	0	0	0	0	0	0	0
Intranet Conformant	0	0	0	0	0	0	0	0	0	0	0	0
Intranet Non-conformant	0	0	0	0	0	0	0	0	0	0	0	0
# Total Tested	0	0	0	0	0	0	0	4	4	4	986	1,067
# Total Conformant	0	0	0	0	0	0	0	0	0	4	118	395
# Total Non-Conformant	0	0	0	0	0	0	0	4	4	0	868	672
% Total C	N/A	N/A	N/A	N/A	N/A	N/A	N/A	4.0%	4.0%	100.0%	12.0%	37.0%
% Total NC	N/A	N/A	N/A	N/A	N/A	N/A	N/A	96.0%	96.0%	0.0%	88.0%	63.0%

Appendix C: Conformance of Self-reported Internet and Intranet Web Pages Tested | Department of Commerce (DOC)

Test Category	Feb 2017	Aug 2017	Feb 2018	Aug 2018	Feb 2019	Aug 2019	Feb 2020	Aug 2020	Feb 2021	Aug 2021	Feb 2022	Aug 2022
Internet Tested	50	50	5,306	100	100	20	20	100	100	100	100	100
Internet Conformant	50	50	4,510	60	98	17	18	92	92	95	89	85
Internet Non-conformant	0	0	796	40	2	3	2	8	8	5	11	15
Intranet Tested	30	30	376	100	25	50	40	100	100	100	100	100
Intranet Conformant	30	30	335	85	25	38	34	90	90	92	91	92
Intranet Non-conformant	0	0	41	15	0	12	6	10	10	8	9	8
# Total Tested	80	80	5,682	200	125	70	60	200	200	200	200	200
# Total Conformant	80	80	4,845	145	123	55	52	182	182	187	180	177
# Total Non-Conformant	0	0	837	55	2	15	8	18	18	13	20	23
% Total C	100.0%	100.0%	85.3%	72.5%	98.4%	78.6%	86.7%	91.0%	91.0%	93.5%	90.0%	88.5%
% Total NC	0.0%	0.0%	14.7%	27.5%	1.6%	21.4%	13.3%	9.0%	9.0%	6.5%	10.0%	11.5%

Appendix D: Conformance of Self-reported Internet and Intranet Web Pages Tested | Department of Defense (DOD)

Test Category	Feb 2017	Aug 2017	Feb 2018	Aug 2018	Feb 2019	Aug 2019	Feb 2020	Aug 2020	Feb 2021	Aug 2021	Feb 2022	Aug 2022
Internet Tested	1,184	1,093	1,315	6,109	5,734	14,409	28,544	69,031	69,031	64,374	50,216	56,159
Internet Conformant	1,148	973	592	4,398	2,466	5,620	7,992	45,560	45,560	58,580	44,190	52,228
Internet Non-conformant	36	120	723	1,711	3,268	8,789	20,552	23,471	23,471	5,794	6,026	3,931
Intranet Tested	569	378	368	459	967	1,274	836	6,619	6,619	3,380	4,007	7,879
Intranet Conformant	467	310	302	386	484	790	59	6,288	6,288	3,245	3,566	6,776
Intranet Non-conformant	102	68	66	73	483	484	777	331	331	135	441	1,103
# Total Tested	1,753	1,471	1,683	6,568	6,701	15,683	29,380	75,650	75,650	67,754	54,223	64,038
# Total C	1,615	1,283	894	4,784	2,950	6,410	8,051	51,849	51,849	61,825	47,756	59,004
# Total NC	138	188	789	1,784	3,751	9,273	21,329	23,801	23,801	5,929	6,467	5,034
% Total C	92.1%	87.2%	53.1%	72.8%	44.0%	40.9%	27.4%	68.5%	68.5%	91.2%	88.1%	92.1%
% Total NC	7.9%	12.8%	46.9%	27.2%	56.0%	59.1%	72.6%	31.5%	31.5%	8.8%	11.9%	7.9%

Appendix E: Conformance of Self-reported Internet and Intranet Web Pages Tested | Department of Education (ED)

Test Category	Feb 2017	Aug 2017	Feb 2018	Aug 2018	Feb 2019	Aug 2019	Feb 2020	Aug 2020	Feb 2021	Aug 2021	Feb 2022	Aug 2022
Internet Tested	12	23	56	58	61	61	14	25	25	37	47	47
Internet Conformant	12	21	39	50	32	59	10	24	24	35	44	39
Internet Non-conformant	0	2	17	8	29	2	4	1	1	2	3	8
Intranet Tested	0	1	6	1	9	7	13	10	10	13	15	41
Intranet Conformant	0	1	4	1	5	6	13	9	9	12	14	41
Intranet Non-conformant	0	0	2	0	4	1	0	1	1	1	1	0
# Total Tested	12	24	62	59	70	68	27	35	35	50	62	88
# Total C	12	22	43	51	37	65	23	33	33	47	58	80
# Total NC	0	2	19	8	33	3	4	2	2	3	4	8
% Total C	100.0%	91.7%	69.7%	86.4%	52.9%	95.6%	85.2%	94.3%	94.3%	94.2%	93.8%	90.9%
% Total NC	0.0%	8.3%	30.3%	13.6%	47.1%	4.4%	14.8%	5.7%	5.7%	5.8%	6.2%	9.1%

Appendix F: Conformance of Self-reported Internet and Intranet Web Pages Tested | Department of Energy (DOE)

Test Category	Feb 2017	Aug 2017	Feb 2018	Aug 2018	Feb 2019	Aug 2019	Feb 2020	Aug 2020	Feb 2021	Aug 2021	Feb 2022	Aug 2022
Internet Tested	12,736	22,783	3,008,057	3,067,487	3,067,487	58,321	59,594	3,362,845	3,362,845	3,481,788	3,485,105	3,564,508
Internet Conformant	10,571	22,100	2,767,412	3,036,812	3,036,812	42,574	45,291	3,329,217	3,329,217	3,446,970	3,450,254	3,528,863
Internet Non-conformant	2,165	683	240,645	30,675	30,675	15,747	14,303	33,628	33,628	34,818	34,851	35,645
Intranet Tested	1,816	4,544	2,279	5,088	5,088	11,965	6,370	39,177	39,177	26,266	31,102	28,392
Intranet Conformant	1,762	4,408	2,097	4,732	4,732	11,247	5,351	26,249	26,249	10,506	14,929	15,900
Intranet Non-conformant	54	136	182	356	356	718	1,019	12,928	12,928	15,760	16,173	12,492
# Total Tested	14,552	27,327	3,010,336	3,072,575	3,072,575	70,286	65,964	3,402,022	3,402,022	3,508,054	3,516,207	3,592,900
# Total C	12,332	26,508	2,769,509	3,041,544	3,041,544	53,821	50,642	3,355,465	3,355,465	3,457,477	3,465,183	3,544,762
# Total NC	2,220	819	240,827	31,031	31,031	16,465	15,322	46,557	46,557	50,577	51,024	48,138
% Total C	84.7%	97.0%	92.0%	99.0%	99.0%	76.6%	76.8%	98.6%	98.6%	98.6%	98.5%	98.7%
% Total NC	15.3%	3.0%	8.0%	1.0%	1.0%	23.4%	23.2%	1.4%	1.4%	1.4%	1.5%	1.3%

Appendix G: Conformance of Self-reported Internet and Intranet Web Pages Tested | Department of Health and Human Services (HHS)

Test Category	Feb 2017	Aug 2017	Feb 2018	Aug 2018	Feb 2019	Aug 2019	Feb 2020	Aug 2020	Feb 2021	Aug 2021	Feb 2022	Aug 2022
Internet Tested	0	2,700,000	0	0	0	0	0	0	0	9,882	72,281	98,861
Internet Conformant	0	2,538,000	0	0	0	0	0	0	0	3,225	59,270	88,975
Internet Non-conformant	0	162,000	0	0	0	0	0	0	0	6,657	13,011	9,886
Intranet Tested	0	0	0	0	0	0	0	0	0	0	853	1,430
Intranet Conformant	0	0	0	0	0	0	0	0	0	0	606	1,015
Intranet Non-conformant	0	0	0	0	0	0	0	0	0	0	247	415
# Total Tested	0	2,700,000	0	0	0	0	0	0	0	9,882	73,134	100,291
# Total C	0	2,538,000	0	0	0	0	0	0	0	3,225	59,876	89,990
# Total NC	0	162,000	0	0	0	0	0	0	0	6,657	13,258	10,301
% Total C	N/A	94.0%	N/A	N/A	N/A	N/A	N/A	N/A	N/A	32.6%	81.9%	89.7%
% Total NC	N/A	6.0%	N/A	N/A	N/A	N/A	N/A	N/A	N/A	67.4%	18.1%	10.3%

Appendix H: Conformance of Self-reported Internet and Intranet Web Pages Tested | Department of Homeland Security (DHS)

Test Category	Feb 2017	Aug 2017	Feb 2018	Aug 2018	Feb 2019	Aug 2019	Feb 2020	Aug 2020	Feb 2021	Aug 2021	Feb 2022	Aug 2022
Internet Tested	734,265	751,074	639,259	0	68,220	103,235	97,322	128,595	128,595	126,227	101,174	87,691
Internet Conformant	565,384	548,284	421,911	0	43,661	65,368	64,233	89,001	89,001	88,043	72,845	64,014
Internet Non-conformant	168,881	202,790	217,348	0	24,559	37,867	33,089	39,594	39,594	38,184	28,329	23,677
Intranet Tested	303,178	352,028	353,610	0	0	0	0	0	0	0	0	0
Intranet Conformant	33,350	38,723	31,825	0	0	0	0	0	0	0	0	0
Intranet Non-conformant	269,828	313,305	321,785	0	0	0	0	0	0	0	0	0
# Total Tested	1,037,443	1,103,102	992,869	0	68,220	103,235	97,322	128,595	128,595	126,227	101,174	87,691
# Total C	598,734	587,007	453,736	0	43,661	65,368	64,233	89,001	89,001	88,043	72,845	64,014
# Total NC	438,709	516,095	539,133	0	24,559	37,867	33,089	39,594	39,594	38,184	28,329	23,677
% Total C	57.7%	53.2%	45.7%	N/A	64.0%	63.3%	66.0%	69.2%	69.2%	69.8%	72.0%	73.0%
% Total NC	42.3%	46.8%	54.3%	N/A	36.0%	36.7%	34.0%	30.8%	30.8%	30.3%	28.0%	27.0%

Appendix I: Conformance of Self-reported Internet and Intranet Web Pages Tested | Department of Housing and Urban Development (HUD)

Test Category	Feb 2017	Aug 2017	Feb 2018	Aug 2018	Feb 2019	Aug 2019	Feb 2020	Aug 2020	Feb 2021	Aug 2021	Feb 2022	Aug 2022
Internet Tested	0	0	100	100	100	100	100	100	100	150	100	175
Internet Conformant	0	0	96	97	96	96	96	96	96	150	96	175
Internet Non-conformant	0	0	4	3	4	4	4	4	4	0	4	0
Intranet Tested	0	0	65	65	65	65	65	65	65	125	65	130
Intranet Conformant	0	0	58	59	0	59	59	59	59	125	59	130
Intranet Non-conformant	0	0	7	7	65	6	6	7	7	0	7	0
# Total Tested	0	0	165	165	165	165	165	165	165	275	165	305
# Total C	0	0	154	156	96	155	155	155	155	275	155	305
# Total NC	0	0	11	10	69	10	10	11	11	0	11	0
% Total C	N/A	N/A	93.2%	94.2%	58.2%	93.9%	93.9%	93.6%	93.6%	100.0%	93.6%	100.0%
% Total NC	N/A	N/A	6.8%	5.8%	41.8%	6.1%	6.1%	6.4%	6.4%	0.0%	6.4%	0.0%

Appendix J: Conformance of Self-reported Internet and Intranet Web Pages Tested | Department of the Interior (DOI)

Test Category	Feb 2017	Aug 2017	Feb 2018	Aug 2018	Feb 2019	Aug 2019	Feb 2020	Aug 2020	Feb 2021	Aug 2021	Feb 2022	Aug 2022
Internet Tested	24,147	49,011	56,631	50,498	163,043	445,221	547,048	545,449	545,449	717,506	724,960	791,321
Internet Conformant	21,974	44,600	41,907	34,339	140,217	391,794	514,225	507,268	507,268	674,456	674,213	672,623
Internet Non-conformant	2,173	4,411	14,724	16,159	22,826	53,427	32,823	38,181	38,181	43,050	50,747	118,698
Intranet Tested	2,784	957	1,193	793	4,744	4,861	4,873	4,891	4,891	4,926	4,972	4,972
Intranet Conformant	2,617	833	954	563	3,985	4,132	4,240	4,304	4,304	4,335	4,375	4,375
Intranet Non-conformant	167	124	239	230	759	729	633	587	587	591	597	597
# Total Tested	26,931	49,968	57,824	51,291	167,787	450,082	551,921	550,340	550,340	722,432	729,932	796,293
# Total C	24,591	45,433	42,861	34,902	144,202	395,926	518,465	511,572	511,572	678,791	678,588	676,998
# Total NC	2,340	4,535	14,963	16,389	23,585	54,156	33,456	38,768	38,768	43,641	51,344	119,295
% Total C	91.3%	90.9%	74.1%	68.0%	85.9%	88.0%	93.9%	93.0%	93.0%	94.0%	93.0%	85.0%
% Total NC	8.7%	9.1%	25.9%	32.0%	14.1%	12.0%	6.1%	7.0%	7.0%	6.0%	7.0%	15.0%

Appendix K: Conformance of Self-reported Internet and Intranet Web Pages Tested | Department of Justice (DOJ)

Test Category	Feb 2017	Aug 2017	Feb 2018	Aug 2018	Feb 2019	Aug 2019	Feb 2020	Aug 2020	Feb 2021	Aug 2021	Feb 2022	Aug 2022
Internet Tested	142	79	85	170	179	157	142	153	153	159	170	173
Internet Conformant	133	79	78	160	176	154	141	153	153	153	163	157
Internet Non-conformant	9	0	7	10	3	3	1	0	0	6	7	16
Intranet Tested	87	49	48	141	159	155	144	161	161	198	191	193
Intranet Conformant	53	43	41	49	59	57	48	32	32	61	57	62
Intranet Non-conformant	34	6	7	92	100	98	96	129	129	137	134	131
# Total Tested	229	128	133	311	338	312	286	314	314	357	361	366
# Total C	187	122	119	209	235	211	189	185	185	214	221	219
# Total NC	42	6	14	102	103	101	97	129	129	143	141	147
% Total C	81.5%	95.3%	89.5%	67.3%	69.5%	67.6%	66.1%	59.0%	59.0%	59.9%	61.1%	59.9%
% Total NC	18.5%	4.7%	10.5%	32.7%	30.5%	32.4%	33.9%	41.0%	41.0%	40.1%	38.9%	40.1%

Appendix L: Conformance of Self-reported Internet and Intranet Web Pages Tested | Department of Labor (DOL)

Test Category	Feb 2017	Aug 2017	Feb 2018	Aug 2018	Feb 2019	Aug 2019	Feb 2020	Aug 2020	Feb 2021	Aug 2021	Feb 2022	Aug 2022
Internet Tested	23,046	30,000	30,250	20,769	23,500	0	94,290	366,027	366,027	26,366	51,289	53,798
Internet Conformant	14,058	16,800	8,773	10,177	11,280	0	44,316	197,655	197,655	12,919	26,157	27,173
Internet Non-conformant	8,988	13,200	21,478	10,592	12,220	0	49,974	168,372	168,372	13,447	25,132	26,625
Intranet Tested	2,000	2,000	2,000	2,000	2,000	0	11,733	11,733	11,733	9,524	16,983	16,017
Intranet Conformant	500	1,140	360	1,820	380	0	3,168	3,285	3,285	3,143	5,095	5,004
Intranet Non-conformant	1,500	860	1,640	180	1,620	0	8,565	8,448	8,448	6,381	11,888	11,013
# Total Tested	25,046	32,000	32,250	22,769	25,500	0	106,023	377,760	377,760	35,890	68,272	69,815
# Total C	14,558	17,940	9,133	11,997	11,660	0	47,484	200,940	200,940	16,062	31,252	32,177
# Total NC	10,488	14,060	23,118	10,772	13,840	0	58,539	176,820	176,820	19,828	37,020	37,638
% Total C	58.1%	56.1%	28.3%	52.7%	45.7%	N/A	44.8%	53.2%	53.2%	44.8%	45.8%	46.1%
% Total NC	41.9%	43.9%	71.7%	47.3%	54.3%	N/A	55.2%	46.8%	46.8%	55.2%	54.2%	53.9%

Appendix M: Conformance of Self-reported Internet and Intranet Web Pages Tested | Department of State (USDOS)

Test Category	Feb 2017	Aug 2017	Feb 2018	Aug 2018	Feb 2019	Aug 2019	Feb 2020	Aug 2020	Feb 2021	Aug 2021	Feb 2022	Aug 2022
Internet Tested	0	0	30	30	0	0	24	0	0	16	71	27
Internet Conformant	0	0	18	18	0	0	24	0	0	6	28	12
Internet Non-conformant	0	0	12	12	0	0	0	0	0	10	43	15
Intranet Tested	0	50	48	68	35	18	0	0	0	122	23	88
Intranet Conformant	0	30	38	27	0	6	0	0	0	37	7	31
Intranet Non-conformant	0	20	10	41	35	12	0	0	0	85	16	57
# Total Tested	0	50	78	98	35	18	24	0	0	138	94	115
# Total C	0	30	56	45	0	6	24	0	0	42	35	43
# Total NC	0	20	22	53	35	12	0	0	0	96	59	72
% Total C	N/A	60.0%	72.3%	46.1%	0.0%	33.3%	100.0%	N/A	N/A	30.6%	37.6%	37.3%
% Total NC	N/A	40.0%	27.7%	53.9%	100.0%	66.7%	0.0%	N/A	N/A	69.4%	62.4%	62.7%

Appendix N: Conformance of Self-reported Internet and Intranet Web Pages Tested | Department of Transportation (DOT)

Test Category	Feb 2017	Aug 2017	Feb 2018	Aug 2018	Feb 2019	Aug 2019	Feb 2020	Aug 2020	Feb 2021	Aug 2021	Feb 2022	Aug 2022
Internet Tested	0	0	1,424,256	225,346	322,545	275,000	362,600	452,750	452,750	704,561	773,978	711,652
Internet Conformant	0	0	1,053,949	162,249	238,683	203,500	271,950	380,310	380,310	556,603	580,484	532,529
Internet Non-conformant	0	0	370,307	63,097	83,862	71,500	90,650	72,440	72,440	147,958	193,495	179,123
Intranet Tested	0	0	423,342	20,784	19,347	21,000	22,000	24,200	24,200	124,363	136,853	122,607
Intranet Conformant	0	0	283,639	11,016	11,221	11,340	12,760	16,940	16,940	97,003	113,588	103,260
Intranet Non-conformant	0	0	139,703	9,768	8,126	9,660	9,240	7,260	7,260	27,360	23,265	19,347
# Total Tested	0	0	1,847,598	246,130	341,892	296,000	384,600	476,950	476,950	828,924	910,831	834,259
# Total C	0	0	1,337,589	173,265	249,904	214,840	284,710	397,250	397,250	653,606	694,071	635,789
# Total NC	0	0	510,009	72,865	91,988	81,160	99,890	79,700	79,700	175,318	216,760	198,470
% Total C	N/A	N/A	72.4%	70.4%	73.1%	72.6%	74.0%	83.3%	83.3%	78.8%	76.2%	76.2%
% Total NC	N/A	N/A	27.6%	29.6%	26.9%	27.4%	26.0%	16.7%	16.7%	21.2%	23.8%	23.8%

Appendix O: Conformance of Self-reported Internet and Intranet Web Pages Tested | Department of the Treasury (USDT)

Test Category	Feb 2017	Aug 2017	Feb 2018	Aug 2018	Feb 2019	Aug 2019	Feb 2020	Aug 2020	Feb 2021	Aug 2021	Feb 2022	Aug 2022
Internet Tested	2,170	22,262	13,060	0	7,245	8,175	11,878	14,097	14,097	17,015	28,241	28,969
Internet Conformant	1,996	20,258	11,754	0	6,593	7,505	10,571	13,533	13,533	14,293	24,005	23,755
Internet Non-conformant	174	2,004	1,306	0	652	670	1,307	564	564	2,722	4,236	5,214
Intranet Tested	2,992	3,166	69	0	1,060	1,047	3,058	3,063	3,063	3,450	3,478	3,839
Intranet Conformant	2,633	2,533	57	0	848	237	1,774	1,868	1,868	2,243	2,295	2,841
Intranet Non-conformant	359	633	12	0	212	810	1,284	1,195	1,195	1,208	1,183	998
# Total Tested	5,162	25,428	13,129	0	8,305	9,222	14,936	17,160	17,160	20,465	31,719	32,808
# Total C	4,629	22,791	11,811	0	7,441	7,742	12,345	15,402	15,402	16,535	26,300	26,595
# Total NC	533	2,637	1,318	0	864	1,480	2,591	1,758	1,758	3,930	5,419	6,213
% Total C	89.7%	89.6%	90.0%	N/A	89.6%	84.0%	82.7%	89.8%	89.8%	80.8%	82.9%	81.1%
% Total NC	10.3%	10.4%	10.0%	N/A	10.4%	16.0%	17.3%	10.2%	10.2%	19.2%	17.1%	18.9%

Appendix P: Conformance of Self-reported Internet and Intranet Web Pages Tested | Department of Veterans Affairs (VA)

Test Category	Feb 2017	Aug 2017	Feb 2018	Aug 2018	Feb 2019	Aug 2019	Feb 2020	Aug 2020	Feb 2021	Aug 2021	Feb 2022	Aug 2022
Internet Tested	872,398	0	1,057,469	830,233	383,504	489,976	363,363	190,205	190,205	123,737	124,067	83,159
Internet Conformant	514,715	0	602,757	0	153,402	1,960	3,634	0	0	1,237	3,722	333
Internet Non-conformant	357,683	0	454,712	830,233	230,102	488,016	359,729	190,205	190,205	122,500	120,345	82,826
Intranet Tested	303,058	0	318,389	0	0	0	156,211	267,762	267,762	158,886	85,603	172,878
Intranet Conformant	93,948	0	98,701	0	0	0	0	0	0	1,589	2,568	173
Intranet Non-conformant	209,110	0	219,688	0	0	0	156,211	267,762	267,762	157,297	83,035	172,705
# Total Tested	1,175,456	0	1,375,858	830,233	383,504	489,976	519,574	457,967	457,967	282,623	209,670	256,037
# Total C	608,663	0	701,458	0	153,402	1,960	3,634	0	0	2,826	6,290	506
# Total NC	566,793	0	674,400	830,233	230,102	488,016	515,940	457,967	457,967	279,797	203,380	255,531
% Total C	51.8%	N/A	51.0%	0.0%	40.0%	0.4%	0.7%	0.0%	0.0%	1.0%	3.0%	0.2%
% Total NC	48.2%	N/A	49.0%	100.0%	60.0%	99.6%	99.3%	100.0%	100.0%	99.0%	97.0%	99.8%

Appendix Q: Conformance of Self-reported Internet and Intranet Web Pages Tested | Environmental Protection Agency (EPA)

Test Category	Feb 2017	Aug 2017	Feb 2018	Aug 2018	Feb 2019	Aug 2019	Feb 2020	Aug 2020	Feb 2021	Aug 2021	Feb 2022	Aug 2022
Internet Tested	0	0	0	0	0	0	0	0	0	0	70,331	91,381
Internet Conformant	0	0	0	0	0	0	0	0	0	0	65,408	66,708
Internet Non-conformant	0	0	0	0	0	0	0	0	0	0	4,923	24,673
Intranet Tested	0	0	0	0	0	0	0	0	0	0	0	0
Intranet Conformant	0	0	0	0	0	0	0	0	0	0	0	0
Intranet Non-conformant	0	0	0	0	0	0	0	0	0	0	0	0
# Total Tested	0	0	0	0	0	0	0	0	0	0	70,331	91,381
# Total C	0	0	0	0	0	0	0	0	0	0	65,408	66,708
# Total NC	0	0	0	0	0	0	0	0	0	0	4,923	24,673
% Total C	N/A	N/A	N/A	N/A	N/A	N/A	N/A	N/A	N/A	N/A	93.0%	73.0%
% Total NC	N/A	N/A	N/A	N/A	N/A	N/A	N/A	N/A	N/A	N/A	7.0%	27.0%

Appendix R: Conformance of Self-reported Internet and Intranet Web Pages Tested | Equal Employment Opportunity Commission (EEOC)

Test Category	Feb 2017	Aug 2017	Feb 2018	Aug 2018	Feb 2019	Aug 2019	Feb 2020	Aug 2020	Feb 2021	Aug 2021	Feb 2022	Aug 2022
Internet Tested	0	0	0	0	0	0	0	25	25	25	25	25
Internet Conformant	0	0	0	0	0	0	0	25	25	25	25	24
Internet Non-conformant	0	0	0	0	0	0	0	0	0	0	0	1
Intranet Tested	0	0	0	0	0	0	0	25	25	25	25	25
Intranet Conformant	0	0	0	0	0	0	0	25	25	25	25	24
Intranet Non-conformant	0	0	0	0	0	0	0	1	1	0	0	1
# Total Tested	0	0	0	0	0	0	0	50	50	50	50	50
# Total C	0	0	0	0	0	0	0	49	49	50	50	49
# Total NC	0	0	0	0	0	0	0	1	1	0	1	2
% Total C	N/A	N/A	N/A	N/A	N/A	N/A	N/A	98.5%	98.5%	100.0%	99.0%	97.0%
% Total NC	N/A	N/A	N/A	N/A	N/A	N/A	N/A	1.5%	1.5%	0.0%	1.0%	3.0%

Appendix S: Conformance of Self-reported Internet and Intranet Web Pages Tested | Federal Communications Commission (FCC)

Test Category	Feb 2017	Aug 2017	Feb 2018	Aug 2018	Feb 2019	Aug 2019	Feb 2020	Aug 2020	Feb 2021	Aug 2021	Feb 2022	Aug 2022
Internet Tested	0	0	0	0	0	0	0	0	0	10	27	10
Internet Conformant	0	0	0	0	0	0	0	0	0	8	21	8
Internet Non-conformant	0	0	0	0	0	0	0	0	0	3	6	3
Intranet Tested	0	0	0	0	0	0	0	0	0	0	39	0
Intranet Conformant	0	0	0	0	0	0	0	0	0	0	31	0
Intranet Non-conformant	0	0	0	0	0	0	0	0	0	0	8	0
# Total Tested	0	0	0	0	0	0	0	0	0	10	66	10
# Total C	0	0	0	0	0	0	0	0	0	8	52	8
# Total NC	0	0	0	0	0	0	0	0	0	3	14	3
% Total C	N/A	N/A	N/A	N/A	N/A	N/A	N/A	N/A	N/A	75.0%	79.2%	75.0%
% Total NC	N/A	N/A	N/A	N/A	N/A	N/A	N/A	N/A	N/A	25.0%	20.8%	25.0%

Appendix T: Conformance of Self-reported Internet and Intranet Web Pages Tested | Federal Deposit Insurance Corporation (FDIC)

Test Category	Feb 2017	Aug 2017	Feb 2018	Aug 2018	Feb 2019	Aug 2019	Feb 2020	Aug 2020	Feb 2021	Aug 2021	Feb 2022	Aug 2022
Internet Tested	0	0	0	0	0	0	0	40	40	30	25	25
Internet Conformant	0	0	0	0	0	0	0	38	38	28	24	24
Internet Non-conformant	0	0	0	0	0	0	0	2	2	2	1	1
Intranet Tested	0	0	0	0	0	0	0	40	40	30	25	25
Intranet Conformant	0	0	0	0	0	0	0	36	36	28	24	24
Intranet Non-conformant	0	0	0	0	0	0	0	4	4	2	1	1
# Total Tested	0	0	0	0	0	0	0	80	80	60	50	50
# Total C	0	0	0	0	0	0	0	74	74	56	48	48
# Total NC	0	0	0	0	0	0	0	6	6	4	2	2
% Total C	N/A	N/A	N/A	N/A	N/A	N/A	N/A	92.5%	92.5%	93.0%	95.5%	96.0%
% Total NC	N/A	N/A	N/A	N/A	N/A	N/A	N/A	7.5%	7.5%	7.0%	4.5%	4.0%

Appendix U: Conformance of Self-reported Internet and Intranet Web Pages Tested | General Services Administration (GSA)

Test Category	Feb 2017	Aug 2017	Feb 2018	Aug 2018	Feb 2019	Aug 2019	Feb 2020	Aug 2020	Feb 2021	Aug 2021	Feb 2022	Aug 2022
Internet Tested	66	171	427	861	5,348	8,937	6,970	10,126	10,126	24,489	27,657	30,048
Internet Conformant	25	55	201	672	4,278	7,328	6,761	8,708	8,708	18,440	21,296	24,402
Internet Non-conformant	41	116	226	189	1,070	1,609	209	1,418	1,418	6,049	6,361	5,646
Intranet Tested	421	1,018	1,240	1,298	944	1,260	502	9,311	9,311	9,729	9,686	4,557
Intranet Conformant	55	377	856	636	0	1,210	447	7,728	7,728	7,258	7,265	3,778
Intranet Non-conformant	366	641	384	662	944	50	55	1,583	1,583	2,471	2,422	779
# Total Tested	487	1,189	1,667	2,159	6,292	10,197	7,472	19,437	19,437	34,218	37,343	34,605
# Total C	80	432	1,056	1,308	4,278	8,538	7,208	16,436	16,436	25,698	28,560	28,180
# Total NC	407	757	611	851	2,014	1,659	264	3,001	3,001	8,520	8,783	6,425
% Total C	16.4%	36.3%	63.4%	60.6%	68.0%	83.7%	96.5%	84.6%	84.6%	75.1%	76.5%	81.4%
% Total NC	83.6%	63.7%	36.6%	39.4%	32.0%	16.3%	3.5%	15.4%	15.4%	24.9%	23.5%	18.6%

Appendix V: Conformance of Self-reported Internet and Intranet Web Pages Tested | National Archives and Records Administration (NARA)

Test Category	Feb 2017	Aug 2017	Feb 2018	Aug 2018	Feb 2019	Aug 2019	Feb 2020	Aug 2020	Feb 2021	Aug 2021	Feb 2022	Aug 2022
Internet Tested	0	0	0	0	0	0	0	10	10	10	10	10
Internet Conformant	0	0	0	0	0	0	0	10	10	10	10	10
Internet Non-conformant	0	0	0	0	0	0	0	0	0	0	0	0
Intranet Tested	0	0	0	0	0	0	0	10	10	10	10	10
Intranet Conformant	0	0	0	0	0	0	0	10	10	10	10	10
Intranet Non-conformant	0	0	0	0	0	0	0	0	0	0	0	0
# Total Tested	0	0	0	0	0	0	0	20	20	20	20	20
# Total C	0	0	0	0	0	0	0	20	20	20	20	20
# Total NC	0	0	0	0	0	0	0	0	0	0	0	0
% Total C	N/A	N/A	N/A	N/A	N/A	N/A	N/A	100.0%	100.0%	100.0%	100.0%	100.0%
% Total NC	N/A	N/A	N/A	N/A	N/A	N/A	N/A	0.0%	0.0%	0.0%	0.0%	0.0%

Appendix W: Conformance of Self-reported Internet and Intranet Web Pages Tested | National Aeronautics and Space Administration (NASA)

Test Category	Feb 2017	Aug 2017	Feb 2018	Aug 2018	Feb 2019	Aug 2019	Feb 2020	Aug 2020	Feb 2021	Aug 2021	Feb 2022	Aug 2022
Internet Tested	0	1,940	1,258	1,242	1,006	946	903	903	903	759	735	735
Internet Conformant	0	1,765	767	758	326	428	424	423	423	392	455	456
Internet Non-conformant	0	175	491	484	680	518	479	480	480	367	280	279
Intranet Tested	0	0	2,974	3,021	2,236	2,172	2,045	2,045	2,045	2,008	1,996	1,996
Intranet Conformant	0	0	1,457	1,450	2,012	1,156	1,125	1,117	1,117	1,201	1,265	1,257
Intranet Non-conformant	0	0	1,517	1,571	224	1,016	920	928	928	807	731	739
# Total Tested	0	1,940	4,232	4,263	3,242	3,118	2,948	2,948	2,948	2,767	2,731	2,731
# Total C	0	1,765	2,225	2,208	2,338	1,584	1,549	1,539	1,539	1,593	1,720	1,713
# Total NC	0	175	2,007	2,055	904	1,534	1,399	1,409	1,409	1,174	1,011	1,018
% Total C	N/A	91.0%	52.6%	51.8%	72.1%	50.8%	52.5%	52.2%	52.2%	57.6%	63.0%	62.7%
% Total NC	N/A	9.0%	47.4%	48.2%	27.9%	49.2%	47.5%	47.8%	47.8%	42.4%	37.0%	37.3%

Appendix X: Conformance of Self-reported Internet and Intranet Web Pages Tested | National Credit Union administration (NCUA)

Test Category	Feb 2017	Aug 2017	Feb 2018	Aug 2018	Feb 2019	Aug 2019	Feb 2020	Aug 2020	Feb 2021	Aug 2021	Feb 2022	Aug 2022
Internet Tested	0	0	0	0	0	0	0	6,589	6,589	5,817	6,007	6,096
Internet Conformant	0	0	0	0	0	0	0	6,457	6,457	5,701	5,887	5,974
Internet Non-conformant	0	0	0	0	0	0	0	132	132	116	120	122
Intranet Tested	0	0	0	0	0	0	0	459	459	387	232	172
Intranet Conformant	0	0	0	0	0	0	0	55	55	46	42	31
Intranet Non-conformant	0	0	0	0	0	0	0	404	404	341	190	141
# Total Tested	0	0	0	0	0	0	0	7,048	7,048	6,204	6,239	6,268
# Total C	0	0	0	0	0	0	0	6,512	6,512	5,747	5,929	6,005
# Total NC	0	0	0	0	0	0	0	536	536	457	310	263
% Total C	N/A	N/A	N/A	N/A	N/A	N/A	N/A	92.4%	92.4%	92.6%	95.0%	95.8%
% Total NC	N/A	N/A	N/A	N/A	N/A	N/A	N/A	7.6%	7.6%	7.4%	5.0%	4.2%

Appendix Y: Conformance of Self-reported Internet and Intranet Web Pages Tested | Nuclear Regulatory Commission (NRC)

Test Category	Feb 2017	Aug 2017	Feb 2018	Aug 2018	Feb 2019	Aug 2019	Feb 2020	Aug 2020	Feb 2021	Aug 2021	Feb 2022	Aug 2022
Internet Tested	0	0	0	0	0	0	5	10	10	20	30	20
Internet Conformant	0	0	0	0	0	0	0	0	0	15	30	19
Internet Non-conformant	0	0	0	0	0	0	5	10	10	5	0	1
Intranet Tested	0	0	0	0	0	0	5	5	5	20	27	20
Intranet Conformant	0	0	0	0	0	0	0	0	0	0	27	20
Intranet Non-conformant	0	0	0	0	0	0	5	5	5	20	0	0
# Total Tested	0	0	0	0	0	0	10	15	15	40	57	40
# Total C	0	0	0	0	0	0	0	0	0	15	57	39
# Total NC	0	0	0	0	0	0	10	15	15	25	0	1
% Total C	N/A	N/A	N/A	N/A	N/A	N/A	0.0%	0.0%	0.0%	37.5%	100.0%	97.5%
% Total NC	N/A	N/A	N/A	N/A	N/A	N/A	100.0%	100.0%	100.0%	62.5%	0.0%	2.5%

Appendix Z: Conformance of Self-reported Internet and Intranet Web Pages Tested | National Science Foundation (NSF)

Test Category	Feb 2017	Aug 2017	Feb 2018	Aug 2018	Feb 2019	Aug 2019	Feb 2020	Aug 2020	Feb 2021	Aug 2021	Feb 2022	Aug 2022
Internet Tested	0	0	0	0	25	25	25	25	25	25	25	27
Internet Conformant	0	0	0	0	24	25	23	24	24	24	18	25
Internet Non-conformant	0	0	0	0	1	0	2	1	1	1	8	2
Intranet Tested	0	0	0	0	0	0	0	25	25	25	25	25
Intranet Conformant	0	0	0	0	0	0	0	22	22	23	24	22
Intranet Non-conformant	0	0	0	0	0	0	0	3	3	2	1	3
# Total Tested	0	0	0	0	25	25	25	50	50	50	50	52
# Total C	0	0	0	0	24	25	23	46	46	47	42	47
# Total NC	0	0	0	0	1	0	2	4	4	3	8	5
% Total C	N/A	N/A	N/A	N/A	96.0%	100.0%	92.0%	92.3%	92.3%	94.3%	83.2%	90.5%
% Total NC	N/A	N/A	N/A	N/A	4.0%	0.0%	8.0%	7.7%	7.7%	5.7%	16.9%	9.5%

Appendix AA: Conformance of Self-reported Internet and Intranet Web Pages Tested | Office of Personnel Management (OPM)

Test Category	Feb 2017	Aug 2017	Feb 2018	Aug 2018	Feb 2019	Aug 2019	Feb 2020	Aug 2020	Feb 2021	Aug 2021	Feb 2022	Aug 2022
Internet Tested	846	1,905	998	998	2,668	2,696	1,564	4,152	4,152	2,031	2,242	2,331
Internet Conformant	838	1,905	968	988	2,641	2,642	1,548	4,152	4,152	2,011	2,197	2,284
Internet Non-conformant	8	0	30	10	27	54	16	0	0	20	45	47
Intranet Tested	25	41	804	803	163	148	540	15	15	85	26	17
Intranet Conformant	25	41	804	803	0	148	540	15	15	85	26	17
Intranet Non-conformant	0	0	0	0	163	0	0	0	0	0	0	0
# Total Tested	871	1,946	1,802	1,801	2,831	2,844	2,104	4,167	4,167	2,116	2,268	2,348
# Total C	863	1,946	1,772	1,791	2,641	2,790	2,088	4,167	4,167	2,096	2,223	2,301
# Total NC	8	0	30	10	190	54	16	0	0	20	45	47
% Total C	99.0%	100.0%	98.3%	99.4%	93.3%	98.1%	99.2%	100.0%	100.0%	99.0%	98.0%	98.0%
% Total NC	1.0%	0.0%	1.7%	0.6%	6.7%	1.9%	0.8%	0.0%	0.0%	1.0%	2.0%	2.0%

Appendix AB: Conformance of Self-reported Internet and Intranet Web Pages Tested | Pension Benefits Guaranty Corporation (PBGC)

Test Category	Feb 2017	Aug 2017	Feb 2018	Aug 2018	Feb 2019	Aug 2019	Feb 2020	Aug 2020	Feb 2021	Aug 2021	Feb 2022	Aug 2022
Internet Tested	0	0	0	0	0	0	0	5,939	5,939	5,904	10,000	4,977
Internet Conformant	0	0	0	0	0	0	0	4,870	4,870	4,782	7,400	4,380
Internet Non-conformant	0	0	0	0	0	0	0	1,069	1,069	1,122	2,600	597
Intranet Tested	0	0	0	0	0	0	0	0	0	0	0	0
Intranet Conformant	0	0	0	0	0	0	0	0	0	0	0	0
Intranet Non-conformant	0	0	0	0	0	0	0	0	0	0	0	0
# Total Tested	0	0	0	0	0	0	0	5,939	5,939	5,904	10,000	4,977
# Total C	0	0	0	0	0	0	0	4,870	4,870	4,782	7,400	4,380
# Total NC	0	0	0	0	0	0	0	1,069	1,069	1,122	2,600	597
% Total C	N/A	N/A	N/A	N/A	N/A	N/A	N/A	82.0%	82.0%	81.0%	74.0%	88.0%
% Total NC	N/A	N/A	N/A	N/A	N/A	N/A	N/A	18.0%	18.0%	19.0%	26.0%	12.0%

Appendix AC: Conformance of Self-reported Internet and Intranet Web Pages Tested | Securities and Exchange Commission (SEC)

Test Category	Feb 2017	Aug 2017	Feb 2018	Aug 2018	Feb 2019	Aug 2019	Feb 2020	Aug 2020	Feb 2021	Aug 2021	Feb 2022	Aug 2022
Internet Tested	0	0	0	0	0	0	0	8	8	4	9	8
Internet Conformant	0	0	0	0	0	0	0	8	8	4	9	7
Internet Non-conformant	0	0	0	0	0	0	0	0	0	0	0	1
Intranet Tested	0	0	0	0	0	0	0	38	38	59	42	29
Intranet Conformant	0	0	0	0	0	0	0	34	34	53	39	27
Intranet Non-conformant	0	0	0	0	0	0	0	4	4	6	3	2
# Total Tested	0	0	0	0	0	0	0	46	46	63	51	37
# Total C	0	0	0	0	0	0	0	42	42	57	47	35
# Total NC	0	0	0	0	0	0	0	4	4	6	4	2
% Total C	N/A	N/A	N/A	N/A	N/A	N/A	N/A	91.6%	91.6%	90.0%	92.8%	94.0%
% Total NC	N/A	N/A	N/A	N/A	N/A	N/A	N/A	8.4%	8.4%	10.0%	7.2%	6.0%

Appendix AD: Conformance of Self-reported Internet and Intranet Web Pages Tested | Small Business Administration (SBA)

Test Category	Feb 2017	Aug 2017	Feb 2018	Aug 2018	Feb 2019	Aug 2019	Feb 2020	Aug 2020	Feb 2021	Aug 2021	Feb 2022	Aug 2022
Internet Tested	0	0	0	0	0	900	2,283	3,914	3,914	2,949	3,601	3,914
Internet Conformant	0	0	0	0	0	540	1,005	2,505	2,505	944	989	2,505
Internet Non-conformant	0	0	0	0	0	360	1,278	1,409	1,409	2,005	2,612	1,409
Intranet Tested	0	0	0	0	0	0	0	0	0	0	0	0
Intranet Conformant	0	0	0	0	0	0	0	0	0	0	0	0
Intranet Non-conformant	0	0	0	0	0	0	0	0	0	0	0	0
# Total Tested	0	0	0	0	0	900	2,283	3,914	3,914	2,949	3,601	3,914
# Total C	0	0	0	0	0	540	1,005	2,505	2,505	944	989	2,505
# Total NC	0	0	0	0	0	360	1,278	1,409	1,409	2,005	2,612	1,409
% Total C	N/A	N/A	N/A	N/A	N/A	60.0%	44.0%	64.0%	64.0%	32.0%	27.5%	64.0%
% Total NC	N/A	N/A	N/A	N/A	N/A	40.0%	56.0%	36.0%	36.0%	68.0%	72.5%	36.0%

Appendix AE: Conformance of Self-reported Internet and Intranet Web Pages Tested | Social Security Administration (SSA)

Test Category	Feb 2017	Aug 2017	Feb 2018	Aug 2018	Feb 2019	Aug 2019	Feb 2020	Aug 2020	Feb 2021	Aug 2021	Feb 2022	Aug 2022
Internet Tested	0	24,727	26,489	26,917	31,905	24,379	24,843	25,491	25,491	25,704	26,514	9,498
Internet Conformant	0	24,480	26,224	26,648	29,353	24,135	24,595	25,236	25,236	25,704	26,249	9,498
Internet Non-conformant	0	247	265	269	2,552	244	248	255	255	0	265	0
Intranet Tested	0	15,633	14,558	19,907	83,549	80,972	42,323	48,685	48,685	44,659	45,953	44,069
Intranet Conformant	0	14,070	12,957	18,115	82,714	63,968	30,049	43,330	43,330	39,300	40,439	31,289
Intranet Non-conformant	0	1,563	1,601	1,792	835	17,004	12,274	5,355	5,355	5,359	5,514	12,780
# Total Tested	0	40,360	41,047	46,824	115,454	105,351	67,166	74,176	74,176	70,363	72,467	53,567
# Total C	0	38,550	39,181	44,763	112,067	88,103	54,644	68,566	68,566	65,004	66,688	40,787
# Total NC	0	1,810	1,866	2,061	3,387	17,248	12,522	5,610	5,610	5,359	5,780	12,780
% Total C	N/A	95.5%	95.5%	95.6%	97.1%	83.6%	81.4%	92.4%	92.4%	92.4%	92.0%	76.1%
% Total NC	N/A	4.5%	4.5%	4.4%	2.9%	16.4%	18.6%	7.6%	7.6%	7.6%	8.0%	23.9%

Appendix AF: Conformance of Self-reported Internet and Intranet Web Pages Tested | United States Access Board

Test Category	Feb 2017	Aug 2017	Feb 2018	Aug 2018	Feb 2019	Aug 2019	Feb 2020	Aug 2020	Feb 2021	Aug 2021	Feb 2022	Aug 2022
Internet Tested	0	0	0	0	0	0	0	567	567	3,290	1,569	1,569
Internet Conformant	0	0	0	0	0	0	0	567	567	3,290	1,553	1,538
Internet Non-conformant	0	0	0	0	0	0	0	0	0	0	16	31
Intranet Tested	0	0	0	0	0	0	0	11	11	1	7	1
Intranet Conformant	0	0	0	0	0	0	0	11	11	1	7	0
Intranet Non-conformant	0	0	0	0	0	0	0	0	0	0	0	1
# Total Tested	0	0	0	0	0	0	0	578	578	3,291	1,576	1,570
# Total C	0	0	0	0	0	0	0	578	578	3,291	1,560	1,538
# Total NC	0	0	0	0	0	0	0	0	0	0	16	32
% Total C	N/A	N/A	N/A	N/A	N/A	N/A	N/A	100.0%	100.0%	100.0%	99.0%	97.9%
% Total NC	N/A	N/A	N/A	N/A	N/A	N/A	N/A	0.0%	0.0%	0.0%	1.0%	2.1%

Appendix AG: Conformance of Self-reported Internet and Intranet Web Pages Tested | U.S. Agency for International Development (USAID)

Test Category	Feb 2017	Aug 2017	Feb 2018	Aug 2018	Feb 2019	Aug 2019	Feb 2020	Aug 2020	Feb 2021	Aug 2021	Feb 2022	Aug 2022
Internet Tested	49,600	43,339	38,620	36,678	36,678	191	1,229	1,560	1,560	11,141	10,120	4,945
Internet Conformant	38,688	26,437	23,944	2,934	2,934	189	811	499	499	3,677	4,959	2,670
Internet Non-conformant	10,912	16,902	14,676	33,744	33,744	2	418	1,061	1,061	7,464	5,161	2,275
Intranet Tested	0	0	0	0	0	0	0	0	0	319	416	346
Intranet Conformant	0	0	0	0	0	0	0	0	0	128	166	138
Intranet Non-conformant	0	0	0	0	0	0	0	0	0	191	250	208
# Total Tested	49,600	43,339	38,620	36,678	36,678	191	1,229	1,560	1,560	11,460	10,536	5,291
# Total C	38,688	26,437	23,944	2,934	2,934	189	811	499	499	3,804	5,125	2,809
# Total NC	10,912	16,902	14,676	33,744	33,744	2	418	1,061	1,061	7,656	5,411	2,482
% Total C	78.0%	61.0%	62.0%	8.0%	8.0%	99.0%	66.0%	32.0%	32.0%	33.2%	48.6%	53.1%
% Total NC	22.0%	39.0%	38.0%	92.0%	92.0%	1.0%	34.0%	68.0%	68.0%	66.8%	51.4%	46.9%

Appendix AH: Conformance of Self-reported Internet and Intranet Web Pages Tested | U.S. International Trade Commission (USITC)

Test Category	Feb 2017	Aug 2017	Feb 2018	Aug 2018	Feb 2019	Aug 2019	Feb 2020	Aug 2020	Feb 2021	Aug 2021	Feb 2022	Aug 2022
Internet Tested	0	0	0	0	0	0	0	48	48	140,878	140,878	140,953
Internet Conformant	0	0	0	0	0	0	0	47	47	115,520	115,520	121,220
Internet Non-conformant	0	0	0	0	0	0	0	1	1	25,358	25,358	19,733
Intranet Tested	0	0	0	0	0	0	0	195	195	2,502	2,502	2,450
Intranet Conformant	0	0	0	0	0	0	0	154	154	2,352	2,352	2,328
Intranet Non-conformant	0	0	0	0	0	0	0	41	41	150	150	123
# Total Tested	0	0	0	0	0	0	0	243	243	143,380	143,380	143,403
# Total C	0	0	0	0	0	0	0	201	201	117,872	117,872	123,547
# Total NC	0	0	0	0	0	0	0	42	42	25,508	25,508	19,856
% Total C	N/A	N/A	N/A	N/A	N/A	N/A	N/A	82.8%	82.8%	82.2%	82.2%	86.2%
% Total NC	N/A	N/A	N/A	N/A	N/A	N/A	N/A	17.2%	17.2%	17.8%	17.8%	13.8%

Appendix AI: Webpage Accessibility Statement Conformance Data

Agency Initial	Website Domain	Address of Website Accessibility Statement	Has Statement?	Has §508 POC?	Has Last Updated Date?	Accepts Feedback?
CFPB	https://www.cfpb.gov/	https://www.consumerfinance.gov/accessibility/	Y	Y	N	Y
CNS	https://americorps.gov/	https://americorps.gov/about/agency-overview/disability-accessibility	Y	Y	N	Y
CPPBSD	https://www.abilityone.gov	https://www.abilityone.gov/accessibility.html	Y	Y	N	Y
DHS	https://www.dhs.gov	https://www.dhs.gov/accessibility	Y	Y	Y	Y
DNFSB	https://www.dnfsb.gov	N/A	N	N	N	N
DOC	https://www.doc.gov	https://www.commerce.gov/about/policies/accessibility	Y	Y	Y	Y
DOD	https://www.dod.gov	https://dodcio.defense.gov/DoDSection508/Std_Stmt.aspx	Y	Y	Y	Y
DOE	https://www.doe.gov	https://www.energy.gov/cio/office-chief-information-officer/services/assistive-technology/accessibility-standard-statement	Y	Y	Y	Y
DOI	https://www.doi.gov	https://doi.gov/accessibility	Y	Y	N	Y
DOJ	https://www.justice.gov	https://www.justice.gov/accessibility/accessibility-information	Y	Y	Y	Y
DOL	https://www.dol.gov	https://www.dol.gov/general/aboutdol/accessibility	Y	Y	N	Y
DOT	https://www.dot.gov	https://www.transportation.gov/accessibility	Y	N	Y	N
EAC	https://www.eac.gov	https://www.eac.gov/main/privacy-statement	Y	Y	Y	Y
ED	https://www.ed.gov	https://www2.ed.gov/notices/accessibility/index.html?src=ft	Y	Y	Y	Y
EEOC	https://www.eeoc.gov	https://www.eeoc.gov/accessibility	Y	Y	N	Y
EOP	https://www.whitehouse.gov	https://www.whitehouse.gov/accessibility/	Y	Y	N	Y
EPA	https://www.epa.gov	https://www.epa.gov/accessibility/epa-accessibility-statement	Y	Y	Y	Y
FCA	https://www.fca.gov	https://www.fca.gov/about/accessibility	Y	Y	Y	Y
FCC	https://www.fcc.gov	https://www.fcc.gov/accessibility/program	Y	Y	Y	Y
FDIC	https://www.fdic.gov	https://www.fdic.gov/accessibility/index.html	Y	Y	Y	Y
FEC	https://www.fec.gov	https://www.fec.gov/about/equal-employment-opportunity/	Y	Y	N	Y
FERC	https://www.ferc.gov	https://www.ferc.gov/administrative-policies	Y	Y	Y	Y
FHFA	https://www.fhfa.gov	https://www.fhfa.gov/AboutUs/Policies/Pages/Accessibility.aspx	Y	Y	N	Y
FLRA	https://www.flra.gov	N/A	N	N	N	N
FMSHRC	https://www.fmsrc.gov	N/A	N	N	N	N
FRB	https://www.federalreserve.gov	https://www.federalreserve.gov/accessibility.htm	Y	Y	Y	Y
GAO	https://www.gao.gov	https://www.gao.gov/accessibility	Y	Y	N	Y
GSA	https://www.gsa.gov	https://www.gsa.gov/website-information/accessibility-aids	Y	Y	Y	Y
HHS	https://www.hhs.gov	https://www.hhs.gov/web/section-508/index.html	Y	Y	Y	Y
HUD	https://www.hud.gov	https://www.hud.gov/accessibility	Y	N	N	N

Agency Initial	Website Domain	Address of Website Accessibility Statement	Has Statement?	Has §508 POC?	Has Last Updated Date?	Accepts Feedback?
IMLS	https://www.imls.gov	https://www.imls.gov/about-us/policy-notice/website-accessibility	Y	Y	N	Y
MSPB	https://www.mspb.gov	https://www.mspb.gov/publicaffairs/accessibility.htm	Y	Y	N	Y
NARA	https://www.archives.gov	https://www.archives.gov/global-pages/accessibility	Y	Y	Y	Y
NASA	https://www.nasa.gov	missing from home page	Y	N	N	N
NCUA	https://www.ncua.gov	https://www.ncua.gov/accessibility-statement	Y	Y	Y	Y
NEH	https://www.neh.gov	https://www.neh.gov/accessibility	Y	Y	N	Y
NRC	https://www.nrc.gov	https://www.nrc.gov/site-help/access.html	Y	Y	Y	Y
NSA	https://www.nsa.gov	https://www.nsa.gov/nsa-accessibility/	Y	Y	Y	Y
NSF	https://www.nsf.gov	https://www.nsf.gov/policies/access.jsp	Y	Y	N	Y
OPM	https://www.opm.gov	missing from home page	Y	N	N	N
OSC	https://osc.gov	https://osc.gov/Accessibility	Y	Y	N	Y
PBGC	https://www.pbgc.gov	N/A	N	N	N	N
PC	https://www.peacecorps.gov	https://www.peacecorps.gov/about/civil-rights-and-diversity/accessibility-statement/	Y	Y	N	Y
RRB	https://rrb.gov	https://rrb.gov/Policy#accessibility	Y	Y	N	Y
SBA	https://www.sba.gov	https://www.sba.gov/about-sba/open-government/about-sbagov-website/accessibility	Y	Y	Y	Y
SEC	https://www.sec.gov	https://www.sec.gov/disability/sec_access	Y	Y	Y	Y
SSA	https://www.ssa.gov	https://www.ssa.gov/accessibility/index.html	Y	Y	N	N
TVA	https://www.tva.com	https://www.tva.com/information/accessibility-information	Y	Y	Y	Y
USAB	https://www.access-board.gov	https://www.access-board.gov/about/policy/accessibility.html	Y	Y	N	Y
USAID	https://www.usaid.gov	https://www.usaid.gov/accessibility	Y	Y	Y	Y
USDA	https://www.usda.gov	https://www.usda.gov/accessibility-statement	Y	Y	N	Y
USDC-NI	https://www.iand.uscourts.gov	N/A	N	N	N	N
USDC-WDW	https://www.wiwd.uscourts.gov	N/A	N	N	N	N
USDOS	https://www.state.gov	https://www.state.gov/section-508-accessibility-statement/	Y	Y	Y	Y
USDT	https://home.treasury.gov	https://home.treasury.gov/utility/accessibility/web-accessibility	Y	Y	N	Y
USITC	https://www.usitc.gov	https://www.usitc.gov/accessibility.htm	Y	Y	Y	Y
USPS	https://www.usps.com	https://about.usps.com/who/legal/section-508/welcome.htm	Y	Y	N	Y
VA	https://www.va.gov	https://www.section508.va.gov/	Y	Y	Y	Y

Appendix AJ: PDF Conformance Among “Top 10 Downloads” Department of Agriculture (USDA)

Year of Test	# Files not a PDF	# PDF Files	# Conformant	# Non-Conformant	% Non-Conformant	# Non-conformant (tagged)	# Non-Conformant (not tagged)	% Not Tagged
Dec 2019	5	5	2	3	60%	1	2	40%
Apr 2020	0	10	1	9	90%	3	6	60%
Feb 2021	1	9	0	9	100%	2	7	78%
Aug 2021	0	10	4	6	60%	1	5	50%
Feb 2022	0	10	2	8	80%	3	5	50%
Aug 2022	1	9	0	9	100%	4	5	56%

Appendix AK: PDF Conformance Among “Top 10 Downloads” Department of Commerce (DOC)

Year of Test	# Files not a PDF	# PDF Files	# Conformant	# Non-Conformant	% Non-Conformant	# Non-conformant (tagged)	# Non-Conformant (not tagged)	% Not Tagged
Dec 2019	5	5	2	3	60%	0	3	60%
Apr 2020	4	6	2	4	67%	0	4	67%
Feb 2021	5	5	0	5	100%	2	3	60%
Aug 2021	6	4	1	3	75%	0	3	75%
Feb 2022	1	9	0	9	100%	1	8	89%
Aug 2022	6	4	2	2	50%	0	2	50%

Appendix AL: PDF Conformance Among “Top 10 Downloads” Department of Defense (DOD)

Year of Test	# Files not a PDF	# PDF Files	# Conformant	# Non-Conformant	% Non-Conformant	# Non-conformant (tagged)	# Non-Conformant (not tagged)	% Not Tagged
Dec 2019	5	5	1	4	80%	1	3	60%
Apr 2020	6	4	0	4	100%	3	1	25%
Feb 2021	4	6	0	6	100%	2	4	67%
Aug 2021	8	2	0	2	100%	0	2	100%
Feb 2022	5	5	0	5	100%	1	4	80%
Aug 2022	1	9	2	7	78%	1	6	67%

Appendix AM: PDF Conformance Among “Top 10 Downloads” Department of Education (ED)

Year of Test	# Files not a PDF	# PDF Files	# Conformant	# Non-Conformant	% Non-Conformant	# Non-conformant (tagged)	# Non-Conformant (not tagged)	% Not Tagged
Dec 2019	2	8	4	4	50%	0	4	50%
Apr 2020	2	8	1	7	88%	2	5	63%
Feb 2021	1	9	0	9	100%	0	9	100%
Aug 2021	0	10	1	9	90%	0	9	90%
Feb 2022	1	9	4	5	56%	0	5	56%
Aug 2022	0	10	3	7	70%	0	7	70%

Appendix AN: PDF Conformance Among “Top 10 Downloads” Department of Energy (DOE)

Year of Test	# Files not a PDF	# PDF Files	# Conformant	# Non-Conformant	% Non-Conformant	# Non-conformant (tagged)	# Non-Conformant (not tagged)	% Not Tagged
Dec 2019	3	7	0	7	100%	1	6	86%
Apr 2020	1	9	1	8	89%	2	6	67%
Feb 2021	3	7	0	7	100%	2	5	71%
Aug 2021	1	9	1	8	89%	0	8	89%
Feb 2022	3	7	0	7	100%	2	5	71%
Aug 2022	0	10	0	10	100%	0	10	100%

Appendix AO: PDF Conformance Among “Top 10 Downloads” Department of Health and Human Services (HHS)

Year of Test	# Files not a PDF	# PDF Files	# Conformant	# Non-Conformant	% Non-Conformant	# Non-conformant (tagged)	# Non-Conformant (not tagged)	% Not Tagged
Dec 2019	2	8	2	6	75%	0	6	75%
Apr 2020	1	9	4	5	56%	2	3	33%
Feb 2021	2	8	2	6	75%	1	5	63%
Aug 2021	1	9	4	5	56%	0	5	56%
Feb 2022	2	8	6	2	25%	0	2	25%
Aug 2022	2	8	0	8	100%	0	8	100%

Appendix AP: PDF Conformance Among “Top 10 Downloads” Department of Homeland Security (DHS)

Year of Test	# Files not a PDF	# PDF Files	# Conformant	# Non-Conformant	% Non-Conformant	# Non-conformant (tagged)	# Non-Conformant (not tagged)	% Not Tagged
Dec 2019	0	10	7	3	30%	2	1	10%
Apr 2020	0	10	7	3	30%	0	3	30%
Feb 2021	2	8	5	3	38%	0	3	38%
Aug 2021	0	10	7	3	30%	0	3	30%
Feb 2022	0	10	4	6	60%	2	4	40%
Aug 2022	0	10	1	9	90%	0	9	90%

Appendix AQ: PDF Conformance Among “Top 10 Downloads” Department of Housing and Urban Development (HUD)

Year of Test	# Files not a PDF	# PDF Files	# Conformant	# Non-Conformant	% Non-Conformant	# Non-conformant (tagged)	# Non-Conformant (not tagged)	% Not Tagged
Dec 2019	0	10	0	10	100%	4	6	60%
Apr 2020	2	8	0	8	100%	3	5	63%
Feb 2021	0	10	0	10	100%	7	3	30%
Aug 2021	3	7	0	7	100%	2	5	71%
Feb 2022	2	8	0	8	100%	2	6	75%
Aug 2022	1	9	3	6	67%	4	2	22%

Appendix AR: PDF Conformance Among “Top 10 Downloads” Department of the Interior (DOI)

Year of Test	# Files not a PDF	# PDF Files	# Conformant	# Non-Conformant	% Non-Conformant	# Non-conformant (tagged)	# Non-Conformant (not tagged)	% Not Tagged
Dec 2019	3	7	0	7	100%	1	6	86%
Apr 2020	1	9	1	8	89%	1	7	78%
Feb 2021	1	9	0	9	100%	5	4	44%
Aug 2021	3	7	1	6	86%	3	3	43%
Feb 2022	1	9	4	5	56%	1	4	44%
Aug 2022	4	6	0	6	100%	0	6	100%

Appendix AS: PDF Conformance Among “Top 10 Downloads” Department of Justice (DOJ)

Year of Test	# Files not a PDF	# PDF Files	# Conformant	# Non-Conformant	% Non-Conformant	# Non-conformant (tagged)	# Non-Conformant (not tagged)	% Not Tagged
Dec 2019	4	6	1	5	83%	1	4	67%
Apr 2020	2	8	1	7	88%	2	5	63%
Feb 2021	0	10	0	10	100%	8	2	20%
Aug 2021	0	10	0	10	100%	9	1	10%
Feb 2022	1	9	0	9	100%	8	1	11%
Aug 2022	1	9	0	9	100%	9	0	0%

Appendix AT: PDF Conformance Among “Top 10 Downloads” Department of Labor (DOL)

Year of Test	# Files not a PDF	# PDF Files	# Conformant	# Non-Conformant	% Non-Conformant	# Non-conformant (tagged)	# Non-Conformant (not tagged)	% Not Tagged
Dec 2019	1	9	1	8	89%	2	6	67%
Apr 2020	0	10	1	9	90%	9	0	0%
Feb 2021	2	8	1	7	88%	4	3	38%
Aug 2021	1	9	4	5	56%	1	4	44%
Feb 2022	2	8	4	4	50%	0	4	50%
Aug 2022	1	9	1	8	89%	1	7	78%

Appendix AU: PDF Conformance Among “Top 10 Downloads” Department of State (USDOS)

Year of Test	# Files not a PDF	# PDF Files	# Conformant	# Non-Conformant	% Non-Conformant	# Non-conformant (tagged)	# Non-Conformant (not tagged)	% Not Tagged
Dec 2019	5	5	0	5	100%	3	2	40%
Apr 2020	1	9	0	9	100%	3	6	67%
Feb 2021	5	5	1	4	80%	2	2	40%
Aug 2021	0	10	0	10	100%	2	8	80%
Feb 2022	0	10	7	3	30%	3	0	0%
Aug 2022	6	4	0	4	100%	3	1	25%

Appendix AV: PDF Conformance Among “Top 10 Downloads” Department of Transportation (DOT)

Year of Test	# Files not a PDF	# PDF Files	# Conformant	# Non-Conformant	% Non-Conformant	# Non-conformant (tagged)	# Non-Conformant (not tagged)	% Not Tagged
Dec 2019	0	10	3	7	70%	1	6	60%
Apr 2020	0	10	3	7	70%	4	3	30%
Feb 2021	2	8	0	8	100%	3	5	63%
Aug 2021	0	10	1	9	90%	0	9	90%
Feb 2022	1	9	3	6	67%	0	6	67%
Aug 2022	0	10	0	10	100%	0	10	100%

Appendix AW: PDF Conformance Among “Top 10 Downloads” Department of the Treasury (USDT)

Year of Test	# Files not a PDF	# PDF Files	# Conformant	# Non-Conformant	% Non-Conformant	# Non-conformant (tagged)	# Non-Conformant (not tagged)	% Not Tagged
Dec 2019	3	7	2	5	71%	1	4	57%
Apr 2020	0	10	1	9	90%	1	8	80%
Feb 2021	4	6	0	6	100%	0	6	100%
Aug 2021	5	5	0	5	100%	0	5	100%
Feb 2022	0	10	4	6	60%	0	6	60%
Aug 2022	2	8	1	7	88%	0	7	88%

Appendix AX: PDF Conformance Among “Top 10 Downloads” Department of Veterans Affairs (VA)

Year of Test	# Files not a PDF	# PDF Files	# Conformant	# Non-Conformant	% Non-Conformant	# Non-conformant (tagged)	# Non-Conformant (not tagged)	% Not Tagged
Dec 2019	4	6	3	3	50%	0	3	50%
Apr 2020	1	9	2	7	78%	0	7	78%
Feb 2021	7	3	0	3	100%	1	2	67%
Aug 2021	1	9	7	2	22%	0	2	22%
Feb 2022	1	9	2	7	78%	0	7	78%
Aug 2022	0	10	9	1	10%	0	1	10%

Appendix AY: PDF Conformance Among “Top 10 Downloads” Environmental Protection Agency (EPA)

Year of Test	# Files not a PDF	# PDF Files	# Conformant	# Non-Conformant	% Non-Conformant	# Non-conformant (tagged)	# Non-Conformant (not tagged)	% Not Tagged
Dec 2019	5	5	0	5	100%	1	4	80%
Apr 2020	4	6	0	6	100%	0	6	100%
Feb 2021	7	3	0	3	100%	1	2	67%
Aug 2021	1	9	3	6	67%	1	5	56%
Feb 2022	6	4	2	2	50%	0	2	50%
Aug 2022	2	8	3	5	63%	1	4	50%

Appendix AZ: PDF Conformance Among “Top 10 Downloads” General Services Administration (GSA)

Year of Test	# Files not a PDF	# PDF Files	# Conformant	# Non-Conformant	% Non-Conformant	# Non-conformant (tagged)	# Non-Conformant (not tagged)	% Not Tagged
Dec 2019	7	3	0	3	100%	2	1	33%
Apr 2020	8	2	0	2	100%	1	1	50%
Feb 2021	6	4	0	4	100%	1	3	75%
Aug 2021	4	6	1	5	83%	3	2	33%
Feb 2022	6	4	0	4	100%	2	2	50%
Aug 2022	3	7	0	7	100%	5	2	29%

Appendix BA: PDF Conformance Among “Top 10 Downloads” National Aeronautics and Space Administration (NASA)

Year of Test	# Files not a PDF	# PDF Files	# Conformant	# Non-Conformant	% Non-Conformant	# Non-conformant (tagged)	# Non-Conformant (not tagged)	% Not Tagged
Dec 2019	9	1	0	1	100%	1	0	0%
Apr 2020	10	0	0	0	N/A	0	0	N/A
Feb 2021	10	0	0	0	N/A	0	0	N/A
Aug 2021	9	1	0	1	100%	0	1	100%
Feb 2022	9	1	0	1	100%	0	1	100%
Aug 2022	8	2	0	2	100%	1	1	50%

Appendix BB: PDF Conformance Among “Top 10 Downloads” Nuclear Regulatory Commission (NRC)

Year of Test	# Files not a PDF	# PDF Files	# Conformant	# Non-Conformant	% Non-Conformant	# Non-conformant (tagged)	# Non-Conformant (not tagged)	% Not Tagged
Dec 2019	1	9	0	9	100%	3	6	67%
Apr 2020	0	10	0	10	100%	1	9	90%
Feb 2021	10	0	0	0	N/A	0	0	N/A
Aug 2021	0	10	0	10	100%	5	5	50%
Feb 2022	3	7	0	7	100%	4	3	43%
Aug 2022	0	10	1	9	90%	2	7	70%

Appendix BC: PDF Conformance Among “Top 10 Downloads” National Science Foundation (NSF)

Year of Test	# Files not a PDF	# PDF Files	# Conformant	# Non-Conformant	% Non-Conformant	# Non-conformant (tagged)	# Non-Conformant (not tagged)	% Not Tagged
Dec 2019	2	8	4	4	50%	0	4	50%
Apr 2020	1	9	0	9	100%	0	9	100%
Feb 2021	3	7	1	6	86%	1	5	71%
Aug 2021	1	9	0	9	100%	2	7	78%
Feb 2022	1	9	2	7	78%	1	6	67%
Aug 2022	1	9	1	8	89%	3	5	56%

Appendix BD: PDF Conformance Among “Top 10 Downloads” Office of Personnel Management (OPM)

Year of Test	# Files not a PDF	# PDF Files	# Conformant	# Non-Conformant	% Non-Conformant	# Non-conformant (tagged)	# Non-Conformant (not tagged)	% Not Tagged
Dec 2019	1	9	1	8	89%	0	8	89%
Apr 2020	1	9	7	2	22%	0	2	22%
Feb 2021	1	9	8	1	11%	0	1	11%
Aug 2021	1	9	9	0	0%	0	0	0%
Feb 2022	0	10	9	1	10%	0	1	10%
Aug 2022	3	7	6	1	14%	0	1	14%

Appendix BE: PDF Conformance Among “Top 10 Downloads” Small Business Administration (SBA)

Year of Test	# Files not a PDF	# PDF Files	# Conformant	# Non-Conformant	% Non-Conformant	# Non-conformant (tagged)	# Non-Conformant (not tagged)	% Not Tagged
Dec 2019	1	9	0	9	100%	0	9	100%
Apr 2020	2	8	0	8	100%	0	8	100%
Feb 2021	1	9	2	7	78%	1	6	67%
Aug 2021	0	10	3	7	70%	0	7	70%
Feb 2022	0	10	0	10	100%	1	9	90%
Aug 2022	1	9	0	9	100%	2	7	78%

Appendix BF: PDF Conformance Among “Top 10 Downloads” Social Security Administration (SSA)

Year of Test	# Files not a PDF	# PDF Files	# Conformant	# Non-Conformant	% Non-Conformant	# Non-conformant (tagged)	# Non-Conformant (not tagged)	% Not Tagged
Dec 2019	0	10	5	5	50%	0	5	50%
Apr 2020	0	10	6	4	40%	0	4	40%
Feb 2021	3	7	4	3	43%	0	3	43%
Aug 2021	0	10	8	2	20%	0	2	20%
Feb 2022	0	10	9	1	10%	0	1	10%
Aug 2022	2	8	6	2	25%	0	2	25%

Appendix BG: PDF Conformance Among “Top 10 Downloads” U.S. Agency for International Development (USAID)

Year of Test	# Files not a PDF	# PDF Files	# Conformant	# Non-Conformant	% Non-Conformant	# Non-conformant (tagged)	# Non-Conformant (not tagged)	% Not Tagged
Dec 2019	1	9	0	9	100%	2	7	78%
Apr 2020	1	9	2	7	78%	2	5	56%
Feb 2021	1	9	1	8	89%	1	7	78%
Aug 2021	1	9	3	6	67%	1	5	56%
Feb 2022	1	9	3	6	67%	4	2	22%
Aug 2022	0	10	5	5	50%	3	2	20%