



# TIMOTHY OULTON

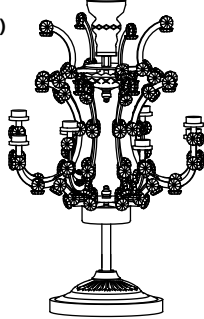
## ASSEMBLY INSTRUCTION

### CRYSTAL CANDLE TBL LAMP WO WIRING

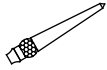
#### PARTS ENCLOSED

ITEMS DIAGRAM DESCRIPTION QTY.

(A) Body 1



(B) glass part 1



(C) Candle (Not included) 8



#### IMPORTANT SAFETY INSTRUCTIONS:

1. Use an authorized and certified electrician for consultation and installation.
2. This fixture has been rated for 8-Candle.
3. The manufacturer and distributor accepts no liability for incorrect installation.
4. For indoor use only.
5. Keep away from children.

#### Warnings:

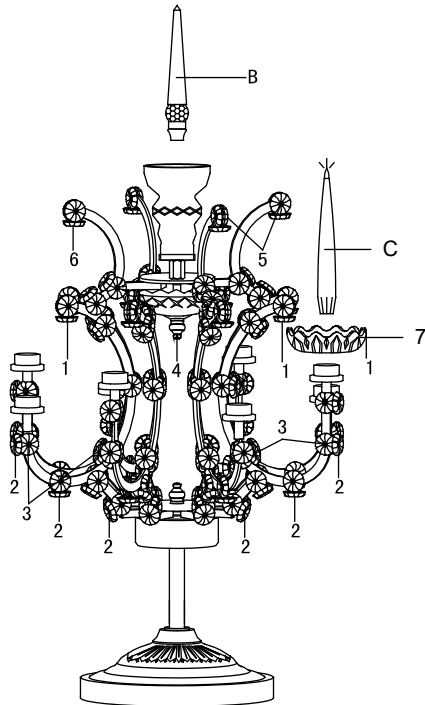
1. To reduce the risk of fire, electrical shock, or personal injury, always turn off the table lamp and allow it to cool prior to replacing light Candle. Do not touch Candle when fixture is turned on or look directly at light Candle. Keep flammable materials away from light Candle.
2. Deviation from instructions may result in a risk of fire or electric shock.








#### PRODUCT DESCRIPTION:

General material: Chinese Crystal & Iron  
 Height: 68.5 cm (26.97in)  
 Diameter: 42.0 cm (16.54in)  
 Weight: 8.5 kg (18.74lb)

#### TO ASSEMBLE:

1. Carefully remove all parts from the box and remove all plastic covering.
2. Position glass dishes (7) , and hang the crystals as per drawing on left.
3. Fasten glass part (B) to the body (A)
4. The lamp body is provided with wax inhibitor (C) light.



<p>1 14mmx1pcs</p>  <p>50x35mm 40pcs</p>	<p>2 14mmx1pcs</p>  <p>63x43mm 24pcs</p>	<p>3 14mmx7pcs</p>  <p>63x43mm 8pcs</p>	<p>7</p>  <p>ø85x23mm 8pcs</p>
<p>4 14mmx2pcs</p>  <p>ø40mm 1pcs</p>	<p>5 14mmx9pcs</p>  <p>4pcs</p>	<p>6</p>  <p>50x35mm 4pcs</p>	

#### CARE INSTRUCTIONS:

1. Make sure that the Candle extinguished before treatment
2. Wipe clean with a dry cloth / mild soapy solution. Do not use corrosive cleaners.

#### ENVIRONMENT:

Special waste handling may be required. Please contact your local authorities for more information.