

Office of Attorney General
Bureau of Criminal Investigation

Crime in North Dakota, 2022



Drew H. Wrigley
Attorney General

Prepared by
Colleen Weltz
NIBRS/UCR Program Manager
2023

INTRODUCTION

The North Dakota Incident-Based Reporting (ND IBR) program involves the collection, compilation, and analysis of crime and arrest statistics reported by the various local law enforcement agencies throughout the state. Fifty-three sheriff departments, 52 police departments, 10 Task Forces and the ND Highway Patrol reported to the ND IBR program in 2022.

Every effort is taken to include the homicide offenses/arrests that occur on the Tribal Law Enforcement jurisdictions. Tribal law enforcement agencies do not participate in the state ND IBR program.

INCIDENT-BASED REPORTING: North Dakota law enforcement agencies use a certified records management system to collect data on each incident reported to their respective agencies. Data collected includes type of incident, where and when the incident took place, victim characteristics, suspect/arrestee characteristics, property involved in the incident, etc.

To allow for comparison among several geographic or jurisdictional areas with differing populations or to allow comparisons across time in an area undergoing population fluctuations, the ND IBR program provides for the calculation of crime rates to remove any potential biases created by population differences. Because a rate relates the incidence of activity to population, it is possible to measure annual fluctuations in criminal activity by comparing rates of crime reported in any given year with those reported in other years. National publications report crime rates calculated based on the number of reported offenses per 100,000 population. This publication provides crime rate information calculated in the same manner.

Trends

The 2022 Crime in North Dakota is based solely upon incident data. Data submitted by ND IBR to the FBI is reported with added estimation before being published on the FBI Crime Data Export. Prior years were converted from incident based statistics to the summary system of reporting. We strongly discourage attempting to compare the ND IBR data to any previously UCR Summary data released by North Dakota or the FBI in the Crime in the United States publications. The data sets are not comparable due to the number of types of crimes reported and that all offenses in the incident are reported in ND IBR.

Differences between ND IBRS and FBI released data

The Crime in North Dakota 2022 is a crime statistic publication using the National Incident-Based Reporting System (NIBRS). There are important factors that must be considered when reading or using this report as well as crime statistic reports available from the FBI or other sources:

1. The 2022 data used to compile this report are based on a “snapshot” of the ND state repository database as of April 3rd, 2023, and compared to previous years report. In NIBRS, there are no “fixed” statistics because law enforcement agencies update their incidents as new information becomes available.

2. The data used in this report are based on the NIBRS method of submitting crime statistics. It is more comprehensive and detailed than the Summary Reporting System used in the past so the statistics in NIBRS and Summary Reporting should not be compared.
3. The data displayed in this report should not be compared to the FBI Crime in the US 2022 report which will be published later this year. Even though North Dakota forwards the crime data submitted via NIBRS to the FBI, the FBI is reported with added estimation before being published on the FBI Crime Data Export.
4. The data displayed per agency in this report should not be used to compare to other agencies or compile “ranking” of cities and counties. Data users should not rank locales because there are many factors that cause the nature and type of crime to vary from place to place. NIBRS statistics include only jurisdictional population figures along with reported crime, clearance, or arrest data. Rankings ignore the uniqueness of each locale. There are many factors that are known to affect the volume and type of crime occurring from place to place.

Classification of Offenses

All offenses are classified on the basis of law enforcement investigation in accordance with national NIBRS offense definitions and are not necessarily identical to the NDCC definitions. Because NIBRS identifies and tallies law enforcement contact, offense classifications are not based on filings of the prosecutor, court, medical examiner, jury, or other judicial or subsequent findings.

National Incident-Based Reporting System (NIBRS)

NIBRS divides offenses into two (2) categories of offenses designated as Group A - Incident and Group B -Arrest.

1. The Group A offenses collected in the NIBRS program are: Animal Cruelty; Arson; Assaults; Bribery; Burglary; Counterfeiting/Forgery; Destruction/Damage/Vandalism of Property; Drug/Narcotic Offenses; Embezzlement; Extortion/Blackmail; Frauds; Gambling Offenses; Homicide Offenses; Human Trafficking Offenses; Kidnapping/Abduction; Larceny/Theft Offenses; Motor Vehicle Theft; Pornography/Obscene Material Offenses; Prostitution Offenses; Robbery; Sex Offenses; Non-Forcible Sex Offenses; Stolen Property Offense and; Weapon Law Violations. Group A offenses include statistical data on the incident, all offenses committed, property involved, weapons involved, victim and offender demographics, arrest information, and clearance status.
2. Group B offenses, for which only arrest data are collected, include: Curfew/Vagrancy Violations; Disorderly Conduct; Driving Under the Influence; Non-Violent Family Offenses; Liquor Law Violations; Trespass of Real Property; and All Other Non-Traffic Offenses.

Counting Offenses

For counting purposes, agencies should count one offense for each victim of a Crimes Against Persons, one offense for each distinct operation of a Crimes Against Property (with the exception of motor vehicle theft, where one offense is counted for each stolen vehicle), and one offense for each Crimes Against Society. All crimes committed within the same incident by the same person or group of persons, without a significant time or space interval separating them, are reported in NIBRS - a hierarchy rule does not exist as it does in Summary Reporting. For example, if a rape case involves crimes of motor vehicle theft and kidnapping, all crimes are reported. However, if a crime is an inherent part of another crime, only one crime may be appropriately reported. For example, larceny is inherent in the crime of burglary and would not be reported as a separate crime in the incident; however, if the suspect, upon leaving the residence, takes items outside the structure, larceny would be reported as a second crime. As another example, assault is an element in robbery and would not be reported as a crime separately from the robbery; however, if the suspect forces the victim to engage in a sexual act, both a robbery and sex offense would be reported because a sexual act is not an element of robbery.

Arrests

In NIBRS, the law enforcement agencies collect detailed data elements related to incidents and arrests. The Group A - Incident Reports are comprised of segments (Administrative, Offense, Property, Victim, Offender, and Arrestee) and within the segments are multiple data elements identifying the incident, such as originating agency identifier (ORI), incident number, date, location, offense, demographics, and other relevant segment categories. Therefore, unlike Summary Reporting, NIBRS arrests and clearances can be submitted as updates to the Group A - Incidents reported.

Clearances

In NIBRS, clearances are based on the incident-level rather than the offense-level. If one offense within an incident is cleared, all offenses in that incident are cleared. Likewise, the arrest of one offender in an incident will clear it even if other offenders have not been arrested yet. Clearances by arrest are automatically created when an Arrest Segment is submitted with a Group A - Incident. An incident cannot be cleared exceptionally if there has been an arrest. Not all crimes are cleared within the calendar year in which the offense occurs.

Clearances by Exceptional Means allow an agency to clear an incident without an arrest. The criteria include: 1) the identity of at least one offender must be known; 2) sufficient probable cause must have been developed to support the arrest and prosecution of the offender; 3) the offender's exact location must be known, and; 4) there must be a reason, outside of law enforcement's control, which prevents the arrest. For example, the death of the offender or the offender is in the custody of another jurisdiction.

TABLE OF CONTENTS

Introduction	1
Table of Contents	4
North Dakota Crime Summary, 2022	5
Statewide Analysis.....	6
Group A Offenses	9
Crimes Against Persons	16
Crimes Against Property	21
Crimes Against Society	23
Group B Offenses	25
Arrests in 2022	28
Arrests 2018-2022	37
Drug/Narcotics Analysis	45
DUI Arrest Analysis	49
Crime Summary by Reporting County Sheriff’s Office	51
Crime Summary by Reporting Police Department	105
NIBRS Offense Definitions	159
Full-Time Law Enforcement Employees	172

NORTH DAKOTA CRIME SUMMARY, 2022

In 2022, 49,488 Group A offenses were reported by local law enforcement agencies. This is a decrease of 4.4 percent from the total of 51,784 reported in 2021.

The Census Bureau estimate of North Dakota's population for 2022 is 779,261. The crime rate per 100,000 population for 2022 is 6350.6. The crime rate for 2021 was 6682.3 per 100,000 population. This is a 5 percent decrease in the crime rate of the Group A offenses.

The total number of reported Crimes Against Persons was 12,057. This represents no significant change from the total of 12,060 reported in 2021. In 2020, 10,815 Crimes Against Persons were reported. In 2022 there were offenses within Crime Against Persons that have significant increases such as Murders, Negligent Manslaughter, Kidnapping and Rape.

Crimes Against Persons offenses comprised 24 percent of reported Group A crime offenses in North Dakota in 2022.

Collectively, Crimes Against Property (e.g. burglary, robbery, larceny/theft and motor vehicle theft) decreased by 4.4 percent from 25,892 reported in 2021 to 24,757 reported in 2022.

Crimes Against Property accounted for 50 percent of total Group A crime offenses reported in 2022.

In 2022, the total number of Crimes Against Society (e.g. drug/narcotics violations, drug equipment violations, and weapon violations) reported 12,674. This is a decrease of 8.4 percent from 2021 total of 13,832. In 2020, 13,020 Crimes Against Society were reported.

North Dakota law enforcement agencies reported 28,915 arrests in 2022. This is a 0.8 percent increase from the total of 28,672 arrests reported in 2021.

In 2022, juvenile arrests accounted for 14.7 percent of the total arrests.

Arrests for Drug/Narcotics Violations decreased 11.4 percent from a 2021 total of 4,201 to 3,721 in 2022.

The number of reported arrests in 2022 for DUI increased to 4,215 from 4,040 reported in 2021.

STATEWIDE CRIME ANALYSIS

North Dakota Statewide – 2022

2022 Population Estimate		779,261		Offenses (*)		Arrests (**)	
Offense Overview				Reported	Cleared	Adult	Juvenile
Offense Total	49,488	Group A Offenses					
Number Cleared	20,740	Crimes Against Persons (***)					
Percent Cleared	41.91%	Murder and Nonnegligent Manslaughter		30	23	18	1
Group A Crimes per 100,000 population	6,350.6	Negligent Manslaughter		13	12	7	0
		Aggravated Assault		1,448	853	614	66
		Simple Assault		6,830	3,477	1,917	613
		Intimidation		1,975	927	432	91
		Stalking		549	100	38	9
		Kidnapping/Abduction		149	94	29	0
		Rape		379	72	28	11
		Sodomy		39	13	2	1
		Sexual Assault With An Object		7	2	0	0
		Fondling		552	137	46	24
		Incest		10	3	2	0
		Statutory Rape		70	27	23	4
		Commercial Sex Acts		6	1	0	0
		Involuntary Servitude		0	0	0	0
		Crimes Against Property					
		Arson		96	39	28	10
		Bribery		7	5	2	0
		Burglary/Breaking & Entering		2,585	409	309	48
		Counterfeiting/Forgery		651	150	108	7
		Destruction/Damage/Vandalism of Property		4,376	891	323	162
		Embezzlement		104	43	24	10
		Extortion/Blackmail		129	6	5	0
		False Pretenses/Swindle/Confidence Game		1,357	447	395	15
		Credit Card/Automated Teller Machine Fraud		246	31	13	2
		Impersonation		285	48	36	1
		Welfare Fraud		2	0	0	0
		Wire Fraud		166	7	2	0
		Identity Theft		793	124	67	3
		Hacking/Computer Invasion		56	2	0	0
		Robbery		216	83	64	17
		Pocket-picking		2	0	3	0
		Purse-snatching		3	0	0	0
		Shoplifting		2,279	1,225	1,163	229
		Theft From Building		824	114	77	22
		Theft From Coin Operated Machine or Device		19	1	2	0
		Theft From Motor Vehicle		1,847	206	129	27
		Theft of Motor Vehicle Parts/Accessories		279	9	2	1
		All Other Larceny		5,818	876	592	148
		Motor Vehicle Theft		1,999	428	210	68
		Stolen Property Offenses		618	437	243	29
		Crimes Against Society					
		Drug/Narcotic Violations		5,844	4,419	3,263	458
		Drug Equipment Violations		5,675	4,398	2,073	186
		Betting/Wagering		0	0	0	0
		Operating/Promoting/Assisting Gambling		1	0	0	0
		Gambling Equipment Violations		0	0	0	0
		Sports Tampering		0	0	0	0
		Pornography/Obscene Material		304	70	35	28
		Prostitution		18	8	1	0
		Assisting or Promoting Prostitution		13	2	1	1
		Purchasing Prostitution		16	0	0	0
		Weapon Law Violations		661	481	228	25
		Animal Cruelty		142	40	25	2
		Total Group A Offenses		49,488	20,740	12,579	2,319

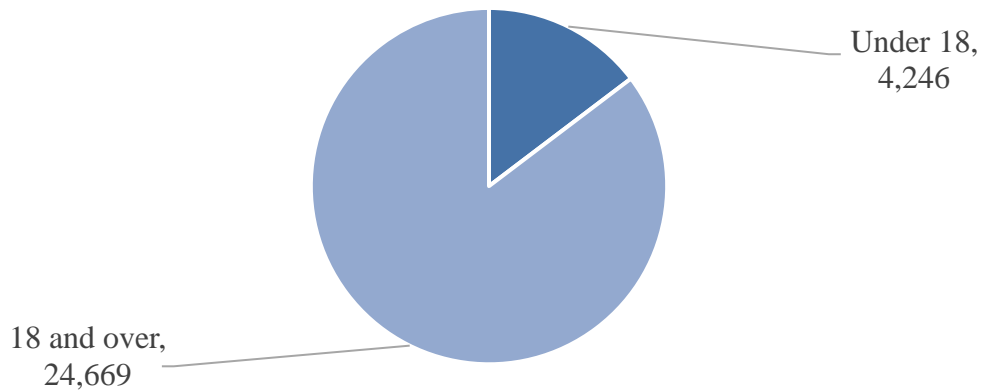
Domestic Incident Victims		Reported	Cleared
Murder and Nonnegligent Manslaughter	10	10	
Aggravated Assault	706	492	
Simple Assault	3,912	2,153	
Intimidation	442	255	
Stalking	119	20	
Rape	82	20	
Sodomy	12	4	
Sexual Assault With An Object	2	0	
Fondling	89	29	
Incest	6	3	
Statutory Rape	9	3	
Kidnapping/Abduction	101	74	
Total	5,490	3,063	

Group B Arrests		Adult	Juvenile
Curfew/Loitering/Vagrancy Violations	0	103	
Disorderly Conduct	667	608	
Driving Under the Influence	4,177	38	
Family Offenses (Nonviolent)	123	191	
Liquor Law Violations	1,866	321	
Trespass of Real Property	793	46	
All Other Offenses	4,464	620	
Total Group B	12,090	1,927	

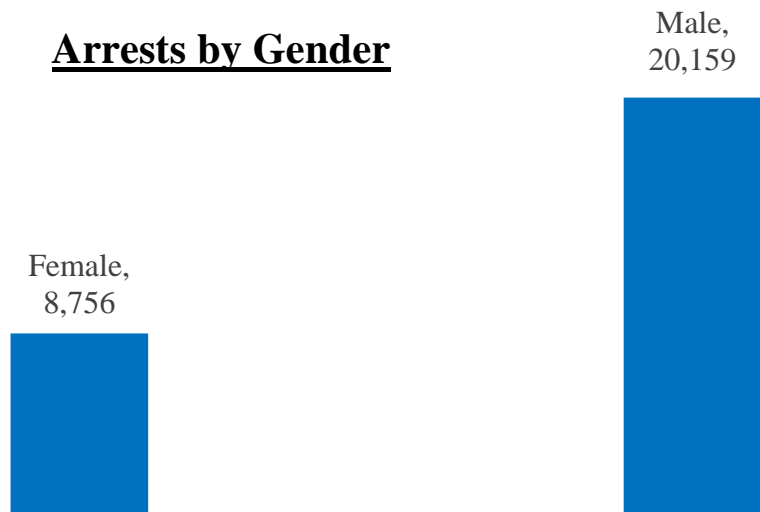
(*) Offenses are counted using the FBI Units of Count for Crime
 (**) The 'Arrests' column shows arrests made during the selected period, regardless of incident date. Arrest counts may be higher than incident counts.
 (***) Negligent Manslaughter now includes the killing of another person associated with driving under the influence, distracted driving (using a cell or smartphone), and reckless driving fatalities.

Statewide Total Arrests Reported, 2022

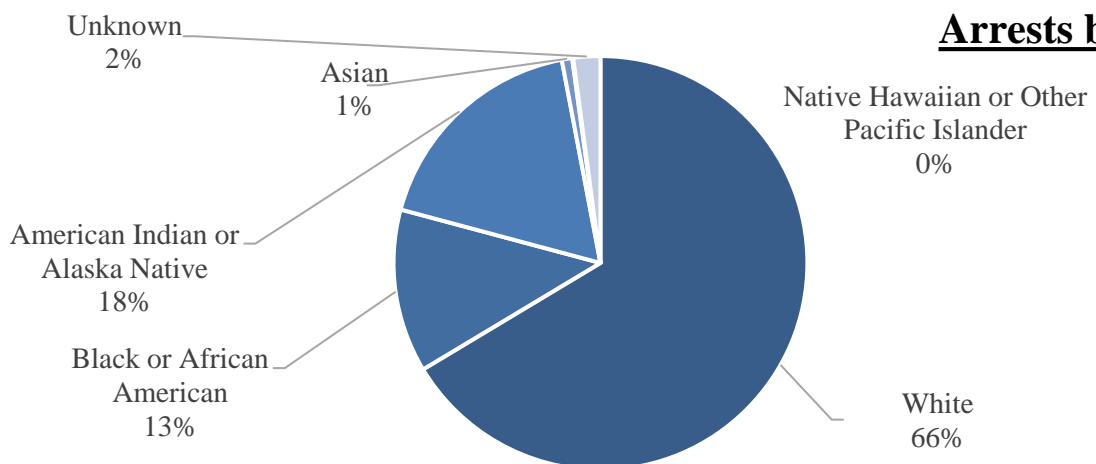
Arrests by Age Group



Arrests by Gender



Arrests by Race



Group A Offenses

Group A offenses includes the crimes of Animal Cruelty; Arson; Assaults; Bribery; Burglary; Counterfeiting/Forgery; Homicide Offenses; Destruction/Damage/Vandalism of Property; Drug/Narcotic Offenses; Embezzlement; Extortion/Blackmail; Fraud; Gambling Offenses; Robbery; Kidnapping/Abduction; Larceny/Theft Offenses; Motor Vehicle Theft; Pornography/Obscene Material Offenses; Human Trafficking Offenses; Prostitution Offenses; Sex Offenses; Non-Forcible Sex Offenses; Stolen Property Offenses and; Weapon Law Violations.

In 2022, 49,488 Group A offenses were reported by local law enforcement agencies. This is a decrease of 4.4 percent from the total of 51,784 reported in 2021.

The Census Bureau estimate of North Dakota’s population for 2022 is 779,261. Based on that total, the crime rate per 100,000 population for 2022 was 6350.6, as compared to 6682.3 for 2021.

More than 41 percent of Group A crime offenses were reported as cleared by arrest or exceptional means. The NIBRS program defines an offense as “cleared” by law enforcement when at least one person is arrested, charged with the commission of the offense, and turned over to the court for prosecution. Several crimes may be cleared by the arrest of one person, while the arrests of many persons may clear only one offense. Law enforcement agencies may clear a crime by exceptional means when some element beyond law enforcement control precludes the placing of formal charges against the offender. Examples of circumstances that allow such clearances are the death of the offender (suicide, justifiably killed by police or private citizen, etc.); the victim’s refusal to cooperate with prosecution after the offender has been identified; or the denial of extradition.

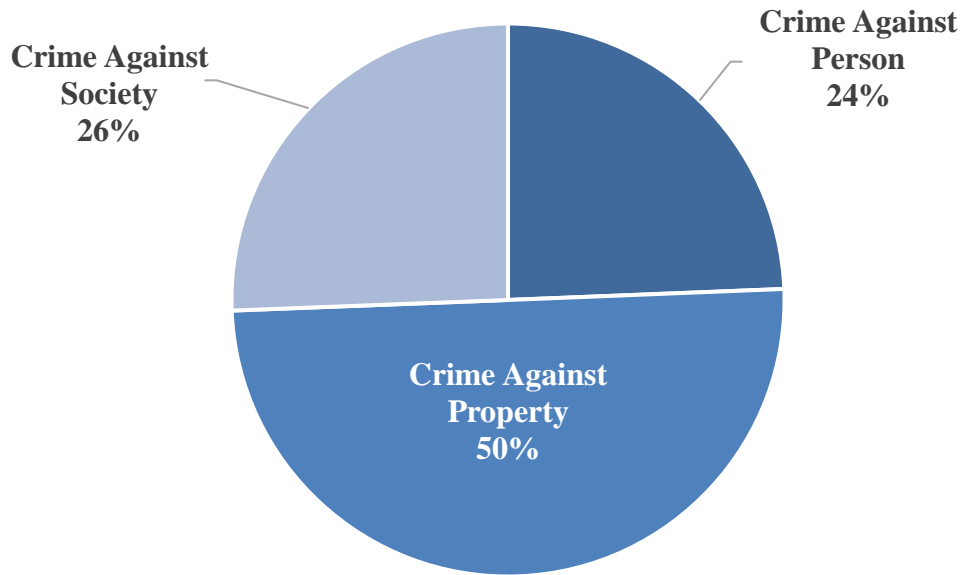
In 2022, 14,898 arrests were reported for Group A crime offenses. Of that total, 15.6 percent were arrests of juveniles.

More than \$54.6 million worth of property was reported stolen in 2022, with 33.3 percent of that amount reported as recovered by law enforcement officials.

Group A Offense Summary

Year	Population	Group A Offense Total	% Change in Number from Previous Year	Crime Rate per 100,000 Population	% Change in Rate from Previous Year	Percent Cleared
2018	760,077	48,188	0.1%	6339.9	-0.5%	46.9%
2019	762,062	47,871	-0.7	6281.8	-0.9	46.1
2020	765,309	49,579	3.6	6478.3	3.1	41.9
2021	774,948	51,784	4.4	6682.3	3.1	40.2
2022	779,261	49,488	-4.4	6350.6	-5.0	41.9

Group 'A' Offenses - 2022



Crimes Against Persons

Murder
 Negligent Manslaughter
 Rape
 Sodomy
 Sexual Assault w/Object
 Fondling
 Aggravated Assault
 Simple Assault
 Intimidation
 Stalking
 Kidnapping/Abduction
 Human Trafficking Offenses*⁺
 Incest
 Statutory Rape

Crimes Against Property

Robbery
 Burglary/Breaking & Entering
 Larceny/Theft Offenses*
 Motor Vehicle Theft
 Arson
 Destruction of Property
 Counterfeiting/Forgery
 Fraud Offenses*⁺
 Embezzlement
 Extortion/Blackmail
 Bribery
 Stolen Property Offense

Crimes Against Society

Animal Cruelty⁺
 Drug/Narcotic Violations
 Drug Equipment Violations
 Gambling Offenses*
 Pornography
 Prostitution Offenses*
 Weapon Law Violations

*Specific offenses exist within the crime category.

⁺ Data collection for certain offenses began in 2016.

**Comparison of Group A Offenses Reported,
2021-2022**

Group A Offenses	2021	2022	Percent Change
Crimes Against Persons			
Murder	17	30	76.5%
Negligent Manslaughter	10	13	30.0
Kidnapping/Abduction	114	149	30.7
Rape	340	379	11.5
Sodomy	48	39	-18.8
Sexual Assault w/Object	7	7	0.0
Fondling	635	552	-13.1
Incest	6	10	66.7
Statutory Rape	70	70	0.0
Aggravated Assault	1,321	1,448	9.6
Simple Assault	6,904	6,830	-1.1
Intimidation	1,967	1,975	0.4
Stalking	614	549	-10.6
Commercial Sex Acts	7	6	-14.3
Involuntary Servitude			
Crimes Against Property			
Arson	91	96	5.5
Bribery	3	7	133.3
Burglary	2,899	2,585	-10.8
Counterfeiting/Forgery	582	651	11.9
Destruction/Damage/Vandalism	4,762	4,376	-8.1
Embezzlement	100	104	4.0
Extortion/Blackmail	85	129	51.8
False Pretenses	1,317	1,357	3.0
Credit Card/ATM Fraud	315	246	-21.9
Impersonation	351	285	-18.8
Welfare Fraud	9	2	-77.8
Wire Fraud	156	166	6.4
Identity Theft	852	793	-6.9
Hacking/Computer Invasion	50	56	12.0
Motor Vehicle Theft	1,979	1,999	1.0
Robbery	186	216	16.1
Stolen Property Offenses	731	618	-15.5
Pocket-picking	3	2	-33.3
Purse-snatching	7	3	-57.1
Shoplifting	2,029	2,279	12.3
Theft From Building	768	824	7.3
Theft From Coin Machine	28	19	-32.1
Theft From Motor Vehicle	2,118	1,847	-12.8
Theft of Motor Vehicle Parts	513	279	-45.6
All Other Larceny/Theft	5,958	5,818	-2.3

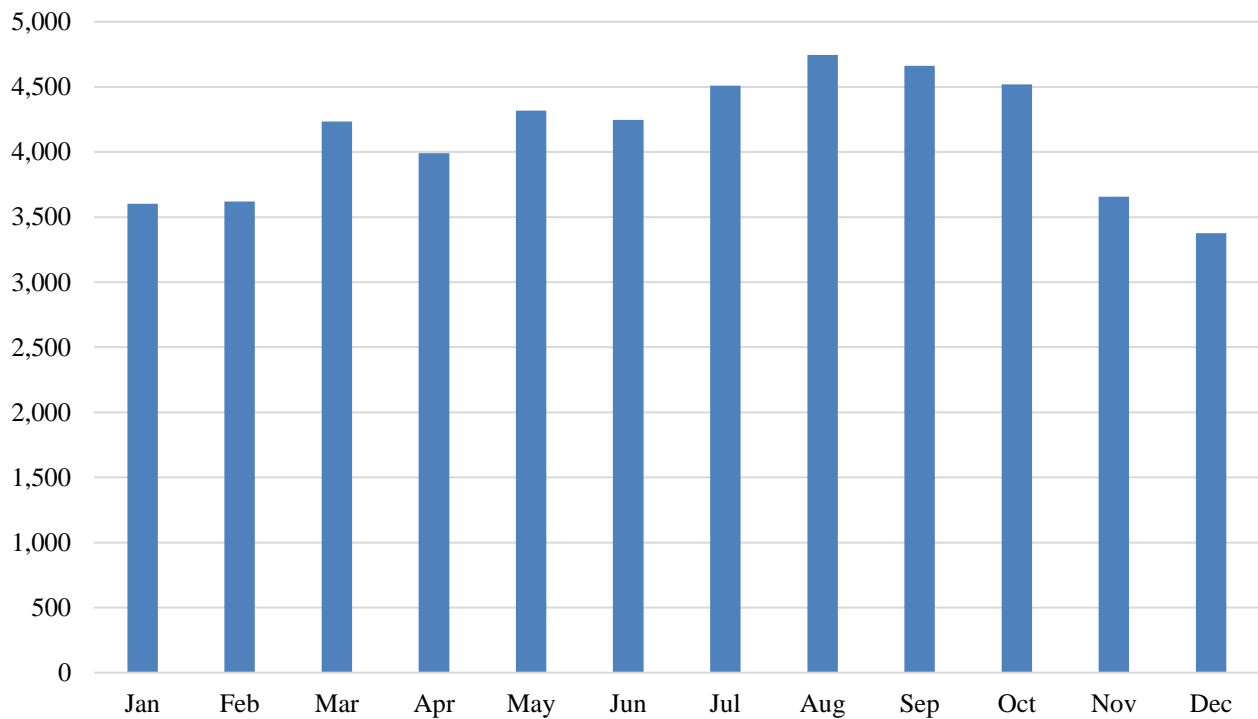
**Comparison of Group A Offenses Reported,
2021-2022
Continued**

Group A Offenses	2021	2022	Percent Change
Crimes Against Society			
Animal Cruelty	120	142	18.3%
Drug/Narcotic Violations	6,451	5,844	-9.4
Drug Equipment Violations	6,284	5,675	-9.7
Betting/Wagering			
Gambling Equipment Violations	4	1	-75.0
Operating/Promoting Gambling	1		-100.0
Sports Tampering			
Pornography/Obscene Material	251	304	21.1
Prostitution	19	18	-5.3
Prostitution - Assisting/Promoting	4	13	225.0
Purchasing Prostitution	17	16	-5.9
Weapon Law Violations	681	661	-2.9
Total Group A Offenses	51,784	49,488	-4.4

**“Top Five” Locations for
Group A Offenses to Occur:**

1. Residence/Home
2. Highway/Road Alley/Street
3. Department/Discount Stores
4. Parking Lots/Parking Garages
5. Hotel/Motels

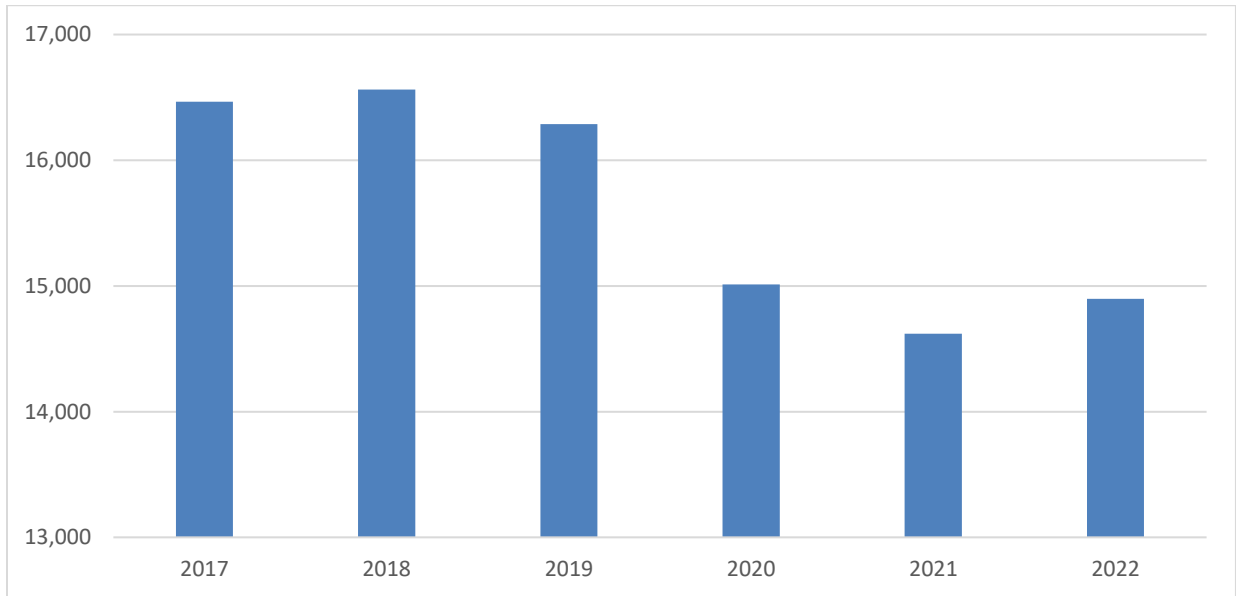
*The most frequent months of crime occurrence
were **August**.
the least frequent was **December**.*



**Arrest Totals for Group A Offenses
2018-2022**

Year	Juvenile	Adult	Total
2018	1,834	14,729	16,563
2019	1,894	14,393	16,287
2020	1,597	13,415	15,012
2021	2,010	12,611	14,621
2022	2,319	12,579	14,898

**Arrest Totals for Group A Offenses
2018-2022**



Reported Group A Incidents where Offender is Suspected of Using

Crimes Against Persons	Alcohol	Drugs/ Narcotics	Computer Equipment	Not Applicable
Murder	5			21
Negligent Manslaughter	4	1		7
Aggravated Assault	392	63	2	917
Simple Assault	1,437	216	1	4,227
Intimidation	243	101	61	1,157
Stalking	31	11	69	368
Kidnapping/Abduction	27	17		97
Rape	72	44	2	267
Sodomy	4	5	2	28
Sexual Assault w/Object	1			6
Fondling	83	13	2	418
Incest	1	1	1	6
Statutory Rape	9	8	2	49
Commercial Sex Acts		2		4
Involuntary Servitude				
Crimes Against Property				
Arson	10	13		75
Bribery	1		3	3
Burglary	71	50	1	2,472
Counterfeiting/Forgery	22	12	31	588
Destruction/Damage/Vandalism	280	127	4	3,989
Embezzlement	2		7	95
Extortion/Blackmail			46	83
False Pretenses	65	85	160	1,054
Credit Card/ATM Fraud		3	30	213
Impersonation	2	3	28	254
Welfare Fraud				2
Wire Fraud			51	115
Identity Theft	2	3	109	679
Hacking/Computer Invasion			21	35
Robbery	14	5		198
Motor Vehicle Theft	45	50	1	1,860
Stolen Property Offenses	29	91	1	509
Pocket-picking	1	1		1
Purse-snatching				3
Shoplifting	66	37	1	2,182
Theft From Building	21	11		797
Theft From Coin Machine				19
Theft From Motor Vehicle	31	29		1,794
Theft of Motor Vehicle Parts		2		277
All Other Larceny/Theft	104	82	65	5,579
Crimes Against Society				
Animal Cruelty	5	4		134
Drug/Narcotic Violations	308	4,144	2	
Drug Equipment Violations	300	3,805		
Betting/Wagering				
Operating/Promoting Gambling			1	
Gambling Equipment Violations				
Sports Tampering				
Pornography/Obscene Material	4	3	165	138
Prostitution	1	1	2	14
Prostitution - Assisting/Promoting	1	2		10
Purchasing Prostitution	1		1	14
Weapon Law Violations	60	135	1	476

* More than one category may be chosen for each offense so number will not equal the total offense counts.

Crimes Against Persons

Crimes Against Persons offenses are classified according to victim type which includes the offenses of murder/non-negligent manslaughter, rape, and assaults. For counting purposes, agencies should count one offense for each victim of a Crimes Against Persons (See the NIBRS offense definitions section beginning on page 159 of this publication for definitions of these and other offenses.)

In 2022, 12,057 Crimes Against Persons were reported in North Dakota. This represents no significant change from the 2021 total of 12,060 crimes reported. In 2020, 10,815 crimes were reported. In 2022 there were offenses within Crime Against Persons that have significant increases such as Murders, Negligent Manslaughter, Kidnapping and Rape.

Crimes Against Persons offenses comprised 24 percent of reported Group A crime offenses in North Dakota in 2022.

The Crimes Against Persons crime rate for 2022 is 1547.2 per 100,000, as compared to 1556.2 per 100,000 in 2021. This is a 0.6 percent decrease in the Crimes Against Persons crime rate. In 2020, the Crimes Against Persons crime rate was 1413.2 per 100,000 population.

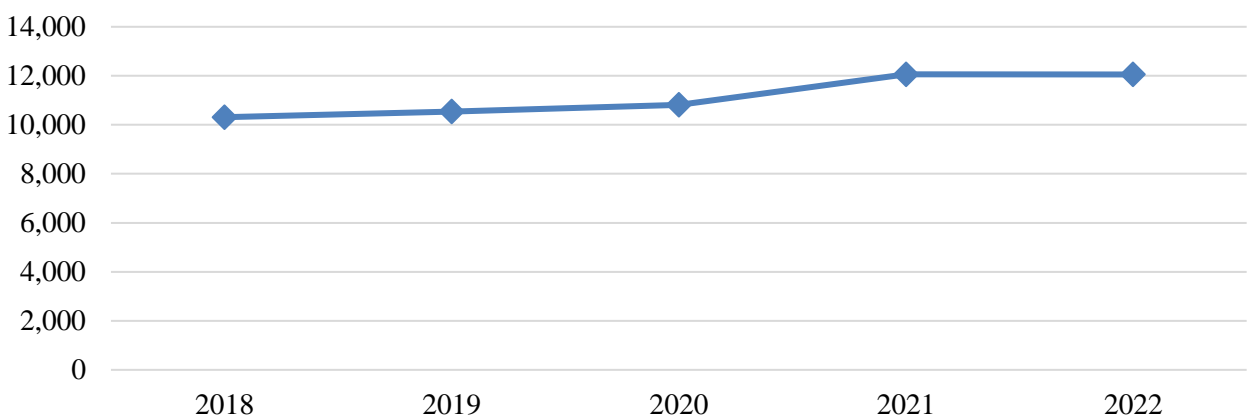
Over 47 percent of Crimes Against Persons offenses in 2022 were reported as cleared by arrest or exceptional means.

Of the 3,975 total arrests reported for Crimes Against Persons offenses, 20.6 percent were arrests of juveniles.

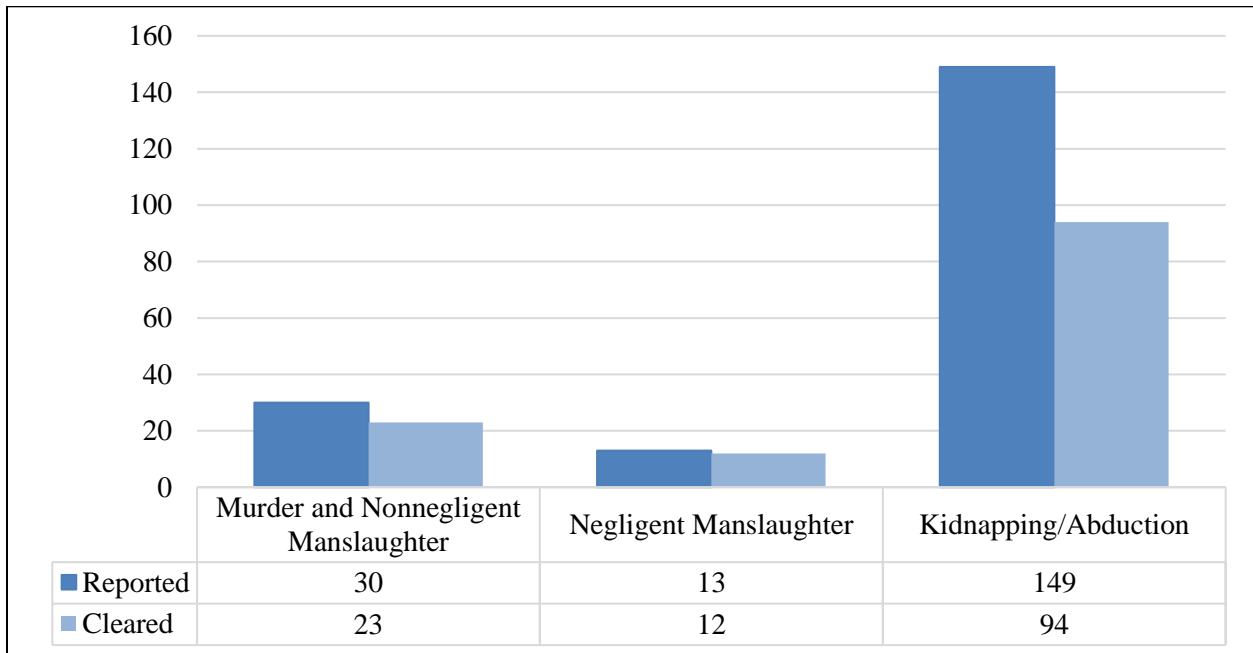
Crimes Against Persons Summary

Year	Population	Offenses	% Change in Number from Previous Year	Rate per 100,000 Population	% Change in Rate from Previous Year	Percent Cleared
2018	760,077	10,310	5.3%	1356.4	4.7%	50.2%
2019	762,062	10,539	2.2	1383.0	2.0	49.5
2020	765,309	10,815	2.6	1413.2	2.2	47.6
2021	774,948	12,060	11.5	1556.2	10.1	45.1
2022	779,261	12,057	0.0	1547.2	-0.6	47.6

Crimes Against Persons Total Offenses, 2018-2022

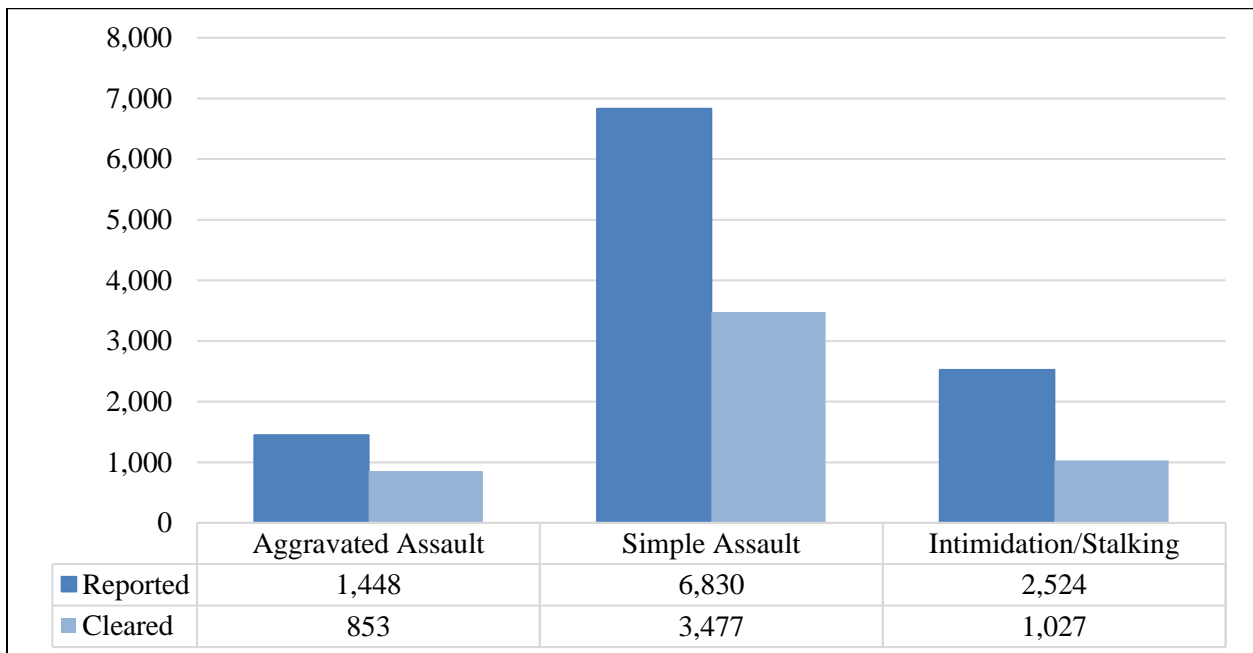


Crimes Against Persons Homicides & Kidnapping

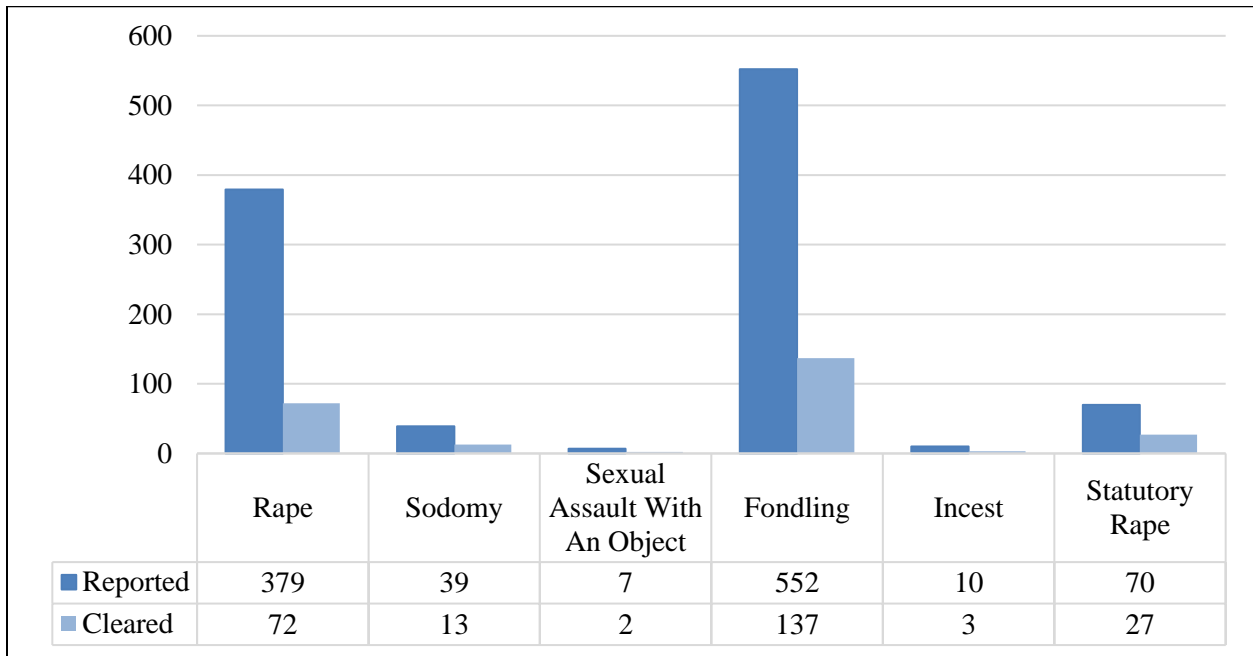


* For a full report see Homicide in ND, 2022.

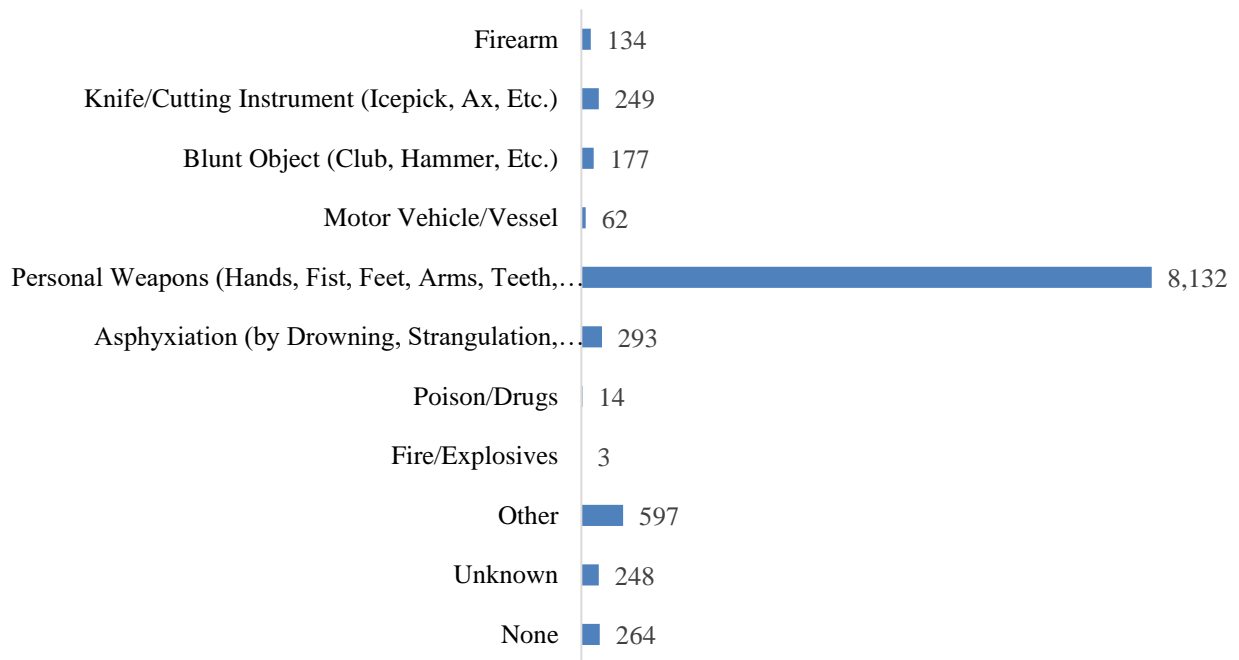
Crimes Against Persons Assault Offenses



Crimes Against Persons Sex Offenses



Crimes Against Persons Weapon Type, 2022



*Up to 3 weapon types may be selected for each incident.

Victim Relationships 2022

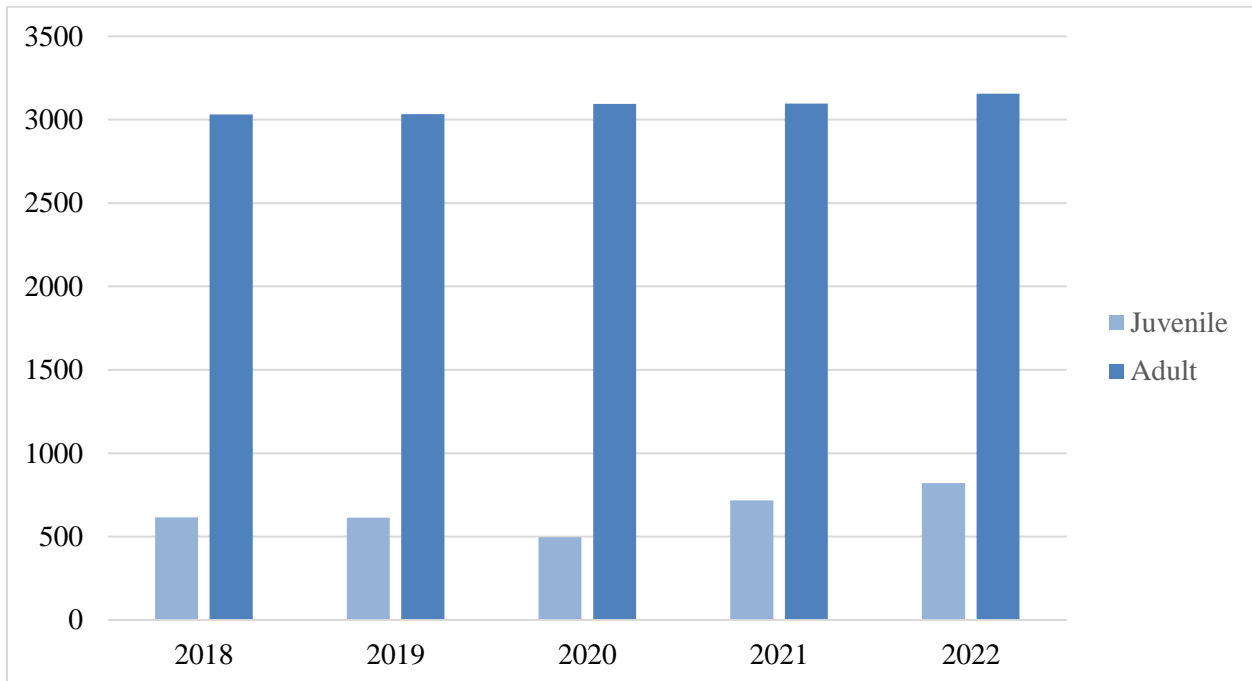
Victim to Offender Relationship	Total # of Victims	% of Total Victims
Boyfriend/Girlfriend	2,041	16.2%
Acquaintance	1,881	15.0
Unknown	1,478	11.8
Otherwise Known	1,418	11.3
Victim was Offender	1,133	9.0
Stranger	1,003	8.0
Former Boyfriend/Girlfriend	775	6.2
Spouse	764	6.1
Child	581	4.6
Parent	492	3.9
Friend	479	3.8
Sibling	390	3.1
On-duty Peace Officer	382	3.0
Other Family Member	239	1.9
Neighbor	180	1.4
Ex-Spouse	116	0.9
Stepchild	81	0.6
Child of Boyfriend/Girlfriend	48	0.4
In-Law	51	0.4
Stepparent	45	0.4
Employee	32	0.3
Employer	28	0.2
Grandchild	26	0.2
Grandparent	24	0.2
Babysittee (the baby/child)	18	0.1
Stepsibling	17	0.1

Homosexual relationships are collected within Boyfriend/Girlfriend in 2022

Arrests for Crimes Against Persons 2018-2022

Year	Juvenile	Adult	Total
2018	616	3,032	3,648
2019	614	3,033	3,647
2020	496	3,095	3,591
2021	718	3,096	3,814
2022	820	3,156	3,976

Arrests for Crimes Against Persons By Age Group 2018-2022



Crimes Against Property

Crimes Against Property includes the offenses of Burglary, Robbery, Fraud, Destruction/Damage/Vandalism, Larceny/Theft, Motor Vehicle Theft, Arson, Counterfeit/Forgery, Embezzlement, Extortion/Blackmail, Bribery and Stolen Property Offense.

In 2022, the total number of property crimes reported was 24,757. This is a decrease of 4.4 percent from the 2021 total of 25,892.

Crimes Against Property accounted for 50 percent of the Group A offenses reported in North Dakota. The property crime rate decreased 4.9 percent from 3341.1 per 100,000 population in 2021, to 3177.0 per 100,000 in 2022.

More than \$54.6 million worth of property was reported stolen in 2022, with 33.3 percent of that amount reported as recovered by law enforcement officials.

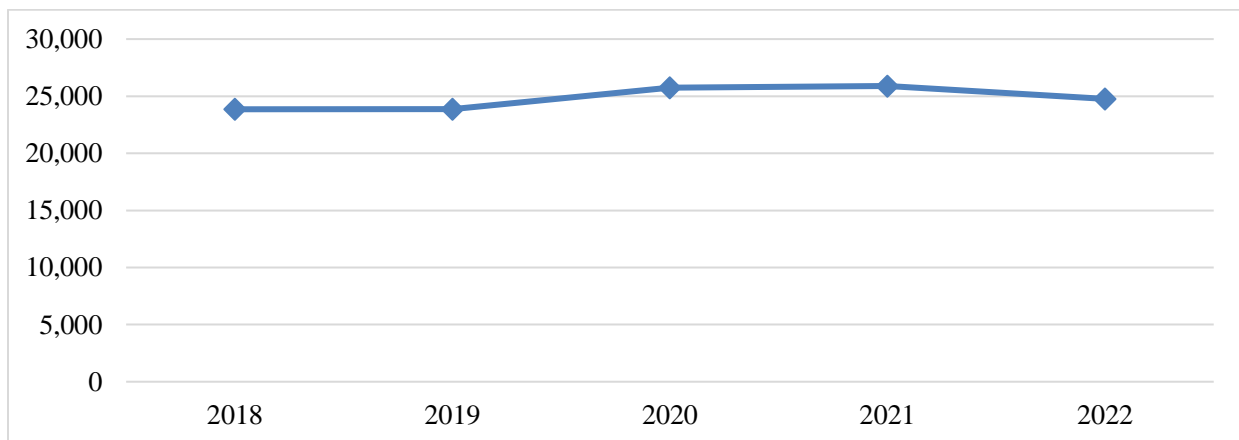
More than 22 percent of property crimes were cleared by arrest or exceptional means in 2022.

A total of 4,596 arrests was reported for property crimes. Of those, 17.4 percent were arrests of juveniles.

Crimes Against Property Summary

Year	Population	Property Offenses	% Change in Number from Previous Year	Rate per 100,000 Population	% Change in Rate from Previous Year	Percent Cleared
2018	760,077	23,854	-4.6%	3138.4	-5.2%	23.2%
2019	762,062	23,868	0.1	3132.0	-0.2	23.6
2020	765,309	25,744	7.9	3363.9	7.4	21.6
2021	774,948	25,892	0.6	3341.1	-0.7	19.7
2022	779,261	24,757	-4.4	3177.0	-4.9	22.5

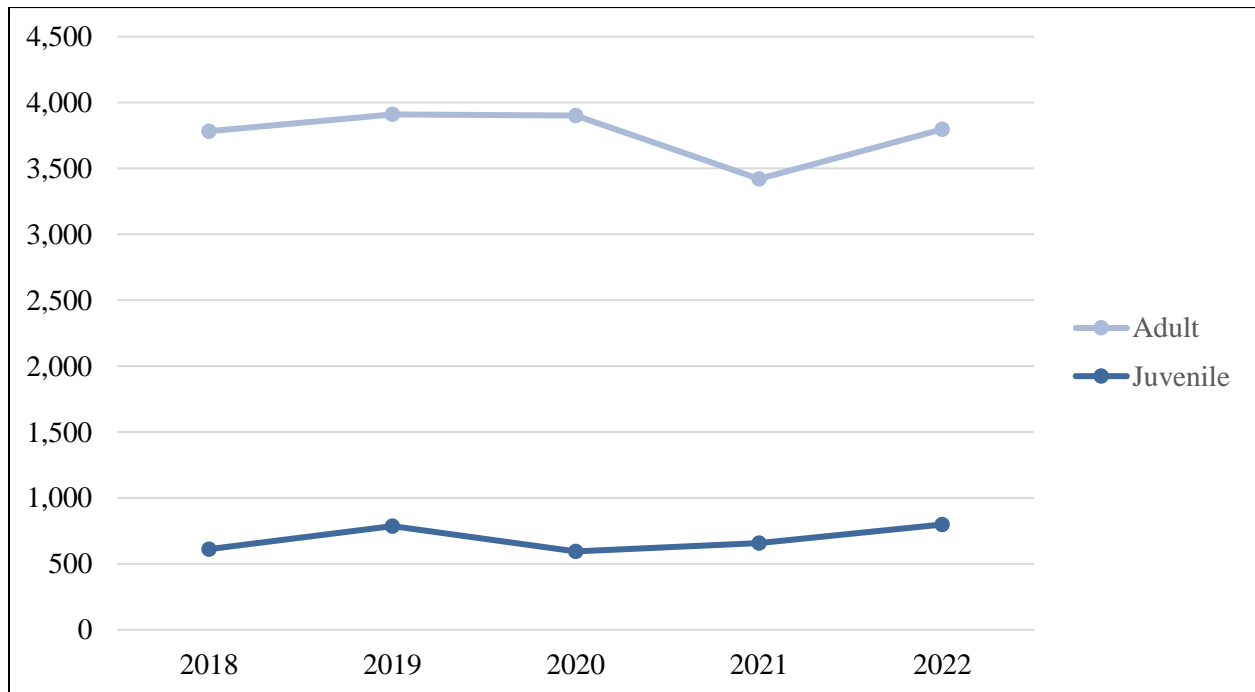
Crimes Against Property Totals, 2018-2022



Arrests for Crimes Against Property, 2018-2022

Year	Juvenile	Adult	Total
2018	613	3,783	4,396
2019	788	3,910	4,698
2020	595	3,901	4,496
2021	658	3,421	4,079
2022	799	3,797	4,596

Arrests for Crimes Against Property 2018-2022



Stolen Property Loss Due to Property Crime Offenses, 2018-2022

Year	Population	Total Stolen Property Loss	% Change from Previous Year	Property Loss per Capita	Percent Recovered
2018	760,077	\$39,393,532	5.7%	\$51.83	33.2%
2019	762,062	38,826,085	-1.4	50.95	33.0
2020	765,309	38,241,145	-1.5	49.97	35.8
2021	774,948	48,795,908	27.6	62.97	30.3
2022	779,261	54,682,467	12.1	70.17	33.3

Crimes Against Society

Crimes Against Society includes the offenses of Drug/Narcotic Violations, Drug Equipment Violations, Prostitution Offenses, Weapon Violations, Gambling Offenses and Pornography/Obscene Material.

In 2022, the total number of Crimes Against Society reported was 12,674. This is a decrease of 8.4 percent from the 2021 total of 13,832.

Crimes Against Society accounted for 26 percent of the Group A offenses reported in North Dakota. The Crimes Against Society rate decreased 8.4 percent from 1784.9 per 100,000 population in 2021, to 1626.4 per 100,000 in 2022.

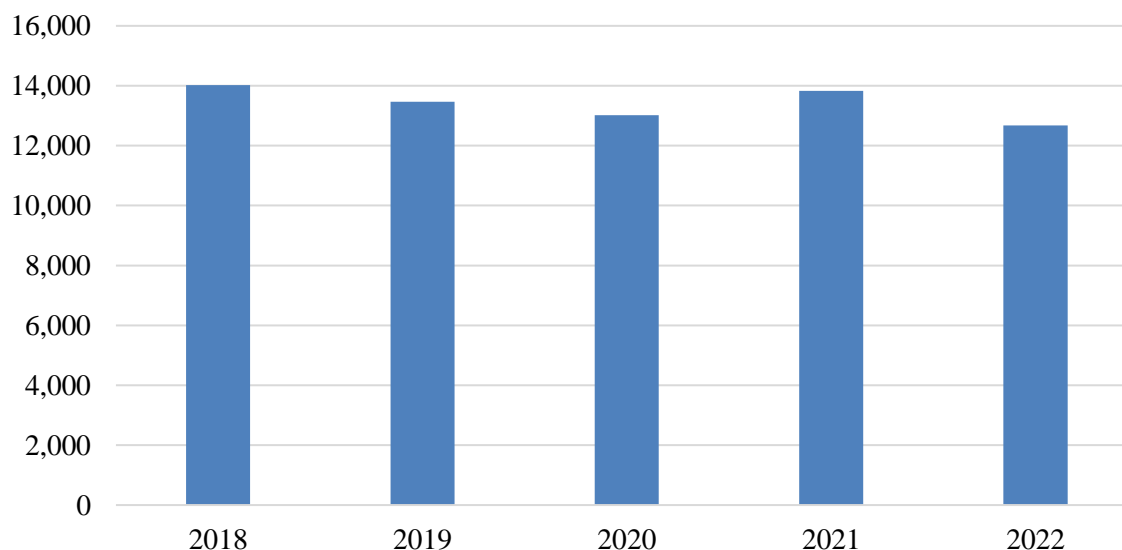
More than 74 percent of Crimes Against Society were cleared by arrest or exceptional means in 2022.

A total of 6,326 arrests were reported for Crimes Against Society. Of those, 11.1 percent were arrests of juveniles.

Crimes Against Society Summary

Year	Population	Crimes Against Society Offenses	% Change in Number from Previous Year	Rate per 100,000 Population	% Change in Rate from Previous Year	Percent Cleared
2018	760,077	14,024	5.1%	1845.1	4.4%	84.9%
2019	762,062	13,464	-4.0	1766.8	-4.2	83.4
2020	765,309	13,020	-3.3	1701.3	-3.7	77.2
2021	774,948	13,832	6.2	1784.9	4.9	74.4
2022	779,261	12,674	-8.4	1626.4	-8.9	74.3

Crimes Against Society, 2018-2022



**Crimes Against Society
By Offense Type
2018-2022**

Offense Type	2018	2019	2020	2021	2022
Animal Cruelty	82	100	88	120	142
Drug/Narcotic Violations	6,884	6,444	6,095	6,451	5,844
Drug Equipment Violations	6,250	6,087	5,961	6,284	5,675
Betting/Wagering					
Operating/Promoting Gambling		1	6	4	1
Gambling Equipment Violations		1	1	1	
Sports Tampering					
Pornography/Obscene Material	139	178	194	251	304
Prostitution	5	14	5	19	18
Prostitution Assisting/Promoting	6	13	12	4	13
Purchasing Prostitution	12	17	17	17	16
Weapon Law Violations	646	609	641	681	661

**Crimes Against Society
Arrest By Gender 2018-2022**

Year	Female	Male	Total
2018	2,583	5,936	8,519
2019	2,418	5,524	7,942
2020	2,141	4,784	6,925
2021	2,124	4,604	6,728
2022	2,056	4,270	6,326

**Crimes Against Society
Arrest By Age Group 2018-2022**

Year	Juvenile	Adult	Total
2018	605	7,914	8,519
2019	492	7,450	7,942
2020	506	6,419	6,925
2021	634	6,094	6,728
2022	700	5,626	6,326

Group B Offenses

Group B arrests include the offenses of Bad Checks, Curfew/Loitering/Vagrancy, Disorderly Conduct, Driving Under the Influence (DUI), Non-Violent Family Offenses, Liquor Law Violations, Peeping Tom, and Trespassing.

In 2022, the total number of Group B arrests reported was 14,017. This is a decrease of 0.2 percent from the 2021 total of 14,051.

Group B arrests accounted for 48.5 percent of all arrests reported in North Dakota.

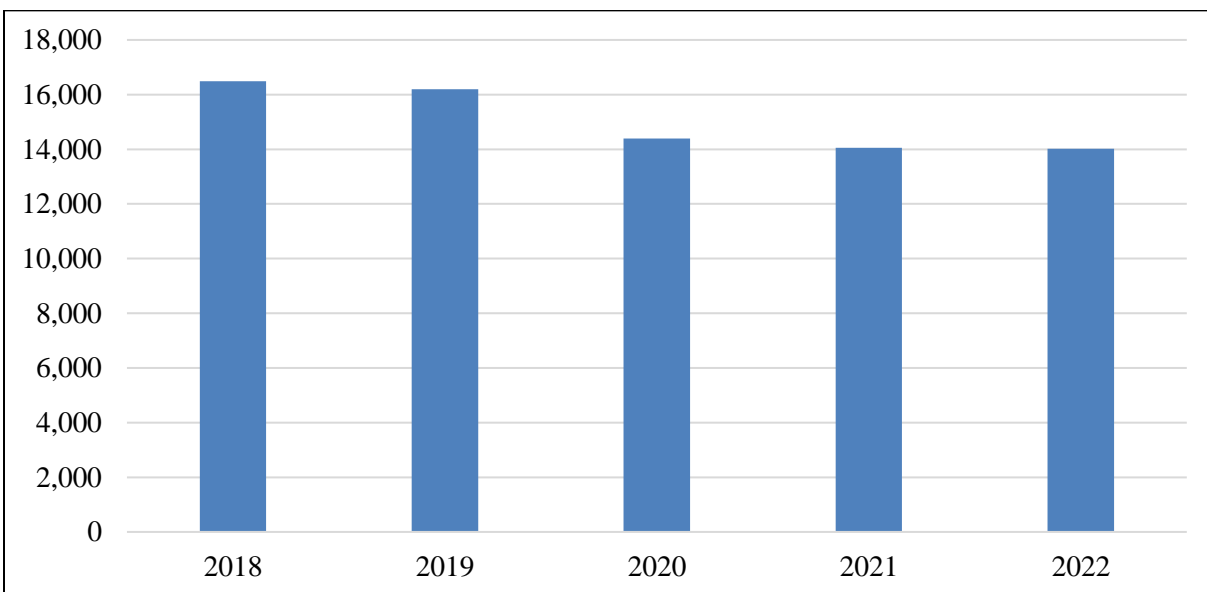
More than 71 percent of the total Group B arrests were of male in 2022.

In 2022, juvenile arrests accounted for 13.8 percent of Group B arrests.

Group B Arrests Summary

Year	Population	Group B Offenses	% Change in Number from Previous Year	Rate per 100,000 Population	% Change in Rate from Previous Year
2018	760,077	16,493	-7.6%	2169.9	-8.1%
2019	762,062	16,202	-1.8	2126.1	-2.0
2020	765,309	14,395	-11.2	1880.9	-11.5
2021	774,948	14,051	-2.4	1813.2	-3.6
2022	779,261	14,017	-0.2	1798.8	-0.8

Group B Arrests Summary 2018-2022



**Group B Arrests
By Offense Type
2018-2022**

Offense Type	2018	2019	2020	2021	2022
Bad Checks*	43	68	20	13	
Curfew/Loitering/Vagrancy	110	70	174	79	103
Disorderly Conduct	1,590	1,738	1,139	1,312	1,275
DUI	5,148	4,828	4,175	4,040	4,215
Family-Non Violent	357	448	328	332	314
Liquor Law Violations	2,629	2,473	2,615	2,088	2,187
Peeping Tom*	2	1		2	
Trespass	912	1,026	950	910	839
All Other Offenses	5,702	5,550	4,994	5,275	5,084

*Offenses no longer reported in 2022.

**Group B Arrests
By Gender 2018-2022**

Year	Female	Male	Total
2018	4,588	11,905	16,493
2019	4,593	11,609	16,202
2020	4,178	10,217	14,395
2021	4,184	9,867	14,051
2022	3,985	10,032	14,017

**Group B Arrests
By Age Group 2018-2022**

Year	Juvenile	Adult	Total
2018	2,175	14,318	16,493
2019	2,258	13,944	16,202
2020	1,811	12,584	14,395
2021	2,047	12,004	14,051
2022	1,927	12,090	14,017

ARREST ANALYSIS

Arrests in 2022

Although primarily an indication of law enforcement activity, the number of arrests reported does provide a limited profile of the perpetrators of crime, especially for those crimes that have high clearance rates. Differing arrest practices, policies, and enforcement emphasis among agencies influence the volume of arrests for various offenses, particularly those against public order such as vagrancy, disorderly conduct, and related violations. However, arrests for serious crimes, e.g., robbery or burglary, are more likely to be uniform throughout all jurisdictions across the state.

The NIBRS program requires that an arrest be counted for each separate occasion an individual is taken into custody. Although several charges may be lodged against a person at the time of the arrest, only one arrest is counted for each time the person is taken into custody.

North Dakota law enforcement agencies reported 28,915 arrests in 2022. A total of 28,672 arrests was reported in 2021.

In 2022, nearly 15 percent of total arrests were arrests of juveniles. More than 69 percent of the total was arrests of males.

The total of 6,402 reported arrests for DUI and liquor law violations represents 22.1 percent of the total arrests reported in the state of North Dakota in 2022. Arrests for DUI increased from 4,040 in 2021 to 4,215 in 2022. Liquor law violation arrests increased 4.7 percent from 2,088 in 2021 to 2,187 reported in 2022.

More than 66 percent of total arrests were white; nearly 18 percent were Native American.

These statistics are provided by local law enforcement agencies that contribute to the North Dakota IBR program. When available, only homicide arrest figures for reservations in the state are included in these totals. Tribal law enforcement agencies do not participate in the ND IBR program.

**Annual Comparison of Reported Arrests,
2021-2022**

Number of Arrestees	2021	2022	% Change
Crimes Against Persons			
Murder	15	19	26.7%
Negligent Manslaughter	4	7	75.0
Kidnapping/Abduction	24	29	20.8
Rape	46	39	-15.2
Sodomy	5	3	-40.0
Sexual Assault w/Object			
Fondling	66	70	6.1
Incest		2	
Statutory Rape	21	27	28.6
Aggravated Assault	638	680	6.6
Simple Assault	2,439	2,530	3.7
Intimidation	507	523	3.2
Stalking	49	47	-4.1
Commercial Sex Acts			
Involuntary Servitude			
Crimes Against Property			
Arson	34	38	11.8
Bribery		2	
Burglary	323	357	10.5
Counterfeiting/Forgery	109	115	5.5
Destruction/Damage/Vandalism	513	485	-5.5
Embezzlement	28	34	21.4
Extortion/Blackmail	1	5	400.0
False Pretenses	412	410	-0.5
Credit Card/ATM Fraud	11	15	36.4
Impersonation	41	37	-9.8
Welfare Fraud	1		-100.0
Wire Fraud	2	2	0.0
Identity Theft	80	70	-12.5
Hacking / Computer Invasion	1		-100.0
Motor Vehicle Theft	226	278	23.0
Robbery	54	81	50.0
Stolen Property Offenses	344	272	-20.9
Pocket-picking	5	3	-40.0
Purse-snatching	1		-100.0
Shoplifting	1,047	1,392	33.0
Theft From Building	66	99	50.0
Theft From Coin Machine	1	2	100.0
Theft From Motor Vehicle	154	156	1.3
Theft of Motor Vehicle Parts	7	3	-57.1
All Other Larceny/Theft	618	740	19.7

**Annual Comparison of Reported Arrests,
2021-2022
Continued**

Number of Arrestees	2021	2022	% Change
Crimes Against Society			
Animal Cruelty	23	27	17.4%
Drug/Narcotic Violations	4,201	3,721	-11.4
Drug Equipment Violations	2,200	2,259	2.7
Betting/Wagering			
Gambling Equipment Violations			
Operating/Promoting Gambling	2		-100.0
Sports Tampering			
Pornography/Obscene Material	45	63	40.0
Prostitution	2	1	-50.0
Prostitution - Assisting/Promoting	1	2	100.0
Purchasing Prostitution	3		-100.0
Weapon Law Violations	251	253	0.8
Group B Offenses			
Bad Checks	13		
Curfew/Loitering/Vagrancy	79	103	30.4
Disorderly Conduct	1,312	1,275	-2.8
Driving Under the Influence	4,040	4,215	4.3
Family-Non Violent	332	314	-5.4
Liquor Law Violations	2,088	2,187	4.7
Peeping Tom	2		
Trespass	910	839	-7.8
All Other Offenses	5,275	5,084	-3.6
Total Arrests	28,672	28,915	0.8

Juvenile and Adult Arrests, 2022

Number of Arrestees	Juvenile	Adult	Total
Crimes Against Persons			
Murder	1	18	19
Negligent Manslaughter		7	7
Kidnapping/Abduction		29	29
Rape	11	28	39
Sodomy	1	2	3
Sexual Assault w/Object			
Fondling	24	46	70
Incest		2	2
Statutory Rape	4	23	27
Aggravated Assault	66	614	680
Simple Assault	613	1,917	2,530
Intimidation	91	432	523
Stalking	9	38	47
Commercial Sex Acts			
Involuntary Servitude			
Crimes Against Property			
Arson	10	28	38
Bribery		2	2
Burglary	48	309	357
Counterfeiting/Forgery	7	108	115
Destruction/Damage/Vandalism	162	323	485
Embezzlement	10	24	34
Extortion/Blackmail		5	5
False Pretenses	15	395	410
Credit Card/ATM Fraud	2	13	15
Impersonation	1	36	37
Welfare Fraud			
Wire Fraud		2	2
Identity Theft	3	67	70
Hacking / Computer Invasion			
Motor Vehicle Theft	68	210	278
Robbery	17	64	81
Stolen Property Offenses	29	243	272
Pocket-picking		3	3
Purse-snatching			
Shoplifting	229	1,163	1,392
Theft From Building	22	77	99
Theft From Coin Machine		2	2
Theft From Motor Vehicle	27	129	156
Theft of Motor Vehicle Parts	1	2	3
All Other Larceny/Theft	148	592	740

**Juvenile and Adult Arrests
By Offense, 2022
Continued**

Number of Arrestees	Juvenile	Adult	Total
Crimes Against Society			
Animal Cruelty	2	25	27
Drug/Narcotic Violations	458	3,263	3,721
Drug Equipment Violations	186	2,073	2,259
Betting/Wagering			
Gambling Equipment Violations			
Operating/Promoting Gambling			
Sports Tampering			
Pornography/Obscene Material	28	35	63
Prostitution		1	1
Prostitution - Assisting/Promoting	1	1	2
Purchasing Prostitution			
Weapon Law Violations	25	228	253
Group B Offenses			
Curfew/Loitering/Vagrancy	103		103
Disorderly Conduct	608	667	1,275
Driving Under the Influence	68	4,177	4,215
Family-Non Violent	191	123	314
Liquor Law Violations	321	1,866	2,187
Trespass	46	793	839
All Other Offenses	620	4,464	5,084
Total Arrests	4,246	24,669	28,915

Arrests by Gender, 2022

Number of Arrestees	Female	Male	Total
Crimes Against Persons			
Murder	4	15	19
Negligent Manslaughter	1	6	7
Kidnapping/Abduction	1	28	29
Rape	1	38	39
Sodomy		3	3
Sexual Assault w/Object			
Fondling	5	65	70
Incest		2	2
Statutory Rape		27	27
Aggravated Assault	115	565	680
Simple Assault	891	1,639	2,530
Intimidation	73	450	523
Stalking	10	37	47
Commercial Sex Acts			
Involuntary Servitude			
Crimes Against Property			
Arson	10	28	38
Bribery		2	2
Burglary	63	294	357
Counterfeiting/Forgery	34	81	115
Destruction/Damage/Vandalism	99	386	485
Embezzlement	15	19	34
Extortion/Blackmail	1	4	5
False Pretenses	149	261	410
Credit Card/ATM Fraud	6	9	15
Impersonation	13	24	37
Welfare Fraud			
Wire Fraud	1	1	2
Identity Theft	31	39	70
Hacking / Computer Invasion			
Motor Vehicle Theft	80	198	278
Robbery	15	66	81
Stolen Property Offenses	79	193	272
Pocket-picking	1	2	3
Purse-snatching			
Shoplifting	672	720	1,392
Theft From Building	30	69	99
Theft From Coin Machine	1	1	2
Theft From Motor Vehicle	39	117	156
Theft of Motor Vehicle Parts	1	2	3
All Other Larceny/Theft	274	466	740

Arrests by Gender, 2022
Continued

Number of Arrestees	Female	Male	Total
Crimes Against Society			
Animal Cruelty	13	14	27
Drug/Narcotic Violations	1,225	2,496	3,721
Drug Equipment Violations	776	1,483	2,259
Betting/Wagering			
Gambling Equipment Violations			
Operating/Promoting Gambling			
Sports Tampering			
Pornography/Obscene Material	9	54	63
Prostitution	1		1
Prostitution - Assisting/Promoting		2	2
Purchasing Prostitution			
Weapon Law Violations	32	221	253
Group B Offenses			
Bad Checks			
Curfew/Loitering/Vagrancy	40	63	103
Disorderly Conduct	387	888	1,275
Driving Under the Influence	1,013	3,202	4,215
Family-Non Violent	181	133	314
Liquor Law Violations	673	1,514	2,187
Peeping Tom			
Trespass	220	619	839
All Other Offenses	1,471	3,613	5,084
Total Arrests	8,756	20,159	28,915

Arrests by Race, 2022

Number of Arrestees	White	African American	Amer. Indian/Alaskan Native	Asian/Pacific Islander	Native Hawaiian	Unk	Total
Crimes Against Persons							
Murder	12	5	2				19
Negligent Manslaughter	7						7
Kidnapping/Abduction	20	7	2				29
Rape	28	5	5			1	39
Sodomy	2					1	3
Sexual Assault w/Object							
Fondling	50	9	7	1		3	70
Incest	2						2
Statutory Rape	21	4				2	27
Aggravated Assault	400	138	130	2		10	680
Simple Assault	1,547	385	515	33	3	47	2,530
Intimidation	324	92	88	8		11	523
Stalking	37	6	3			1	47
Commercial Sex Acts							
Involuntary Servitude							
Crimes Against Property							
Arson	29	7	2				38
Bribery	1		1				2
Burglary	223	54	72	4		4	357
Counterfeiting/Forgery	81	15	14	1		4	115
Destruction/Damage/Vandalism	303	58	113	3		8	485
Embezzlement	18	4	7	1		4	34
Extortion/Blackmail	3					2	5
False Pretenses	209	48	136	1	2	14	410
Credit Card/ATM Fraud	5	2	7			1	15
Impersonation	25	4	7			1	37
Welfare Fraud							
Wire Fraud	1	1					2
Identity Theft	46	12	12				70
Hacking / Computer Invasion							
Motor Vehicle Theft	153	39	78			8	278
Robbery	41	21	18	1			81
Stolen Property Offenses	159	43	67	1		2	272
Pocket-picking	3						3
Purse-snatching							
Shoplifting	839	177	346	15		15	1,392
Theft From Building	61	12	25			1	99
Theft From Coin Machine			2				2

**Arrests by Race, 2022
Continued**

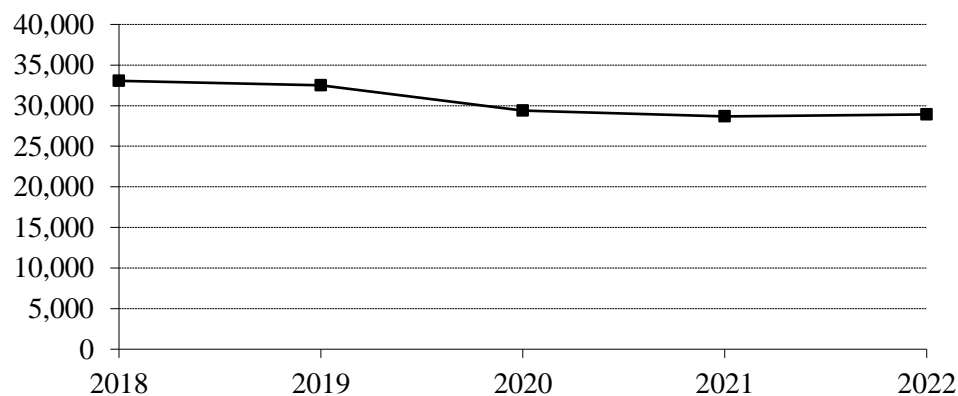
Number of Arrestees	White	African American	Amer. Indian/Alaskan Native	Asian/Pacific Islander	Native Hawaiian	Unk	Total
Crimes Against Property – cont.							
Theft From Motor Vehicle	94	28	33			1	156
Theft of Motor Vehicle Parts	2	1					3
All Other Larceny/Theft	450	124	148	3	2	13	740
Crimes Against Society							
Animal Cruelty	20	4	2	1			27
Drug/Narcotic Violations	2,385	553	665	31	6	81	3,721
Drug Equipment Violations	1,444	233	518	12	2	50	2,259
Betting/Wagering							
Gambling Equipment Violations							
Operating/Promoting Gambling							
Sports Tampering							
Pornography/Obscene Material	52	9	2				63
Prostitution				1			1
Prostitution - Assisting/Promoting	2						2
Purchasing Prostitution							
Weapon Law Violations	176	40	32	3	1	1	253
Group B Offenses							
Bad Checks							
Curfew/Loitering/Vagrancy	81	6	15			1	103
Disorderly Conduct	770	225	236	13	2	29	1,275
Driving Under the Influence	3,300	274	450	42	2	147	4,215
Family-Non Violent	193	36	73	2	1	9	314
Liquor Law Violations	1,651	148	313	22		53	2,187
Peeping Tom							
Trespass	450	136	241	2		10	839
All Other Offenses	3,479	726	771	31	3	74	5,084
Total Arrests	19,199	3,691	5,158	234	24	609	28,915

Arrests 2018-2022

Arrest Summary

Year	Population	Arrest Total	% Change from Previous Year	Rate per 100,000 Pop.
2018	760,077	33,056	-3.7%	4349.0
2019	762,062	32,489	-1.7	4263.3
2020	765,309	29,407	-9.5	3842.5
2021	774,948	28,672	-2.5	3699.9
2022	779,261	28,915	0.9	3710.6

Arrest Totals, 2018-2022



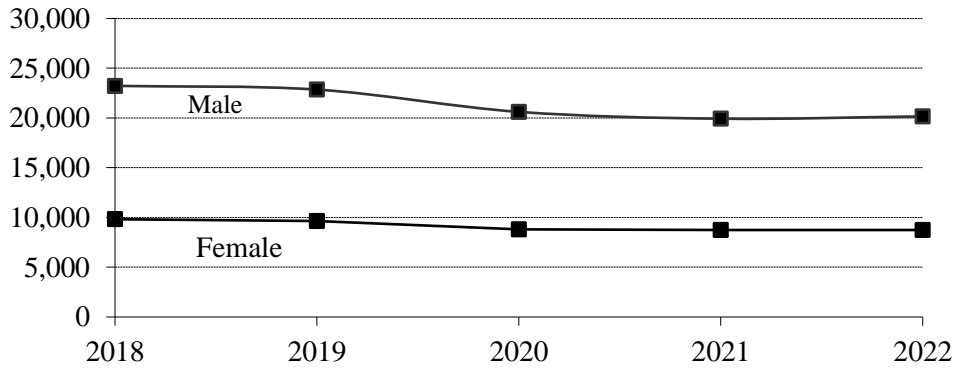
Arrests By Age Group 2018-2022

Age Group	2018	2019	2020	2021	2022
Under 10	71	39	6	4	11
10 - 17	3,938	4,113	3,402	4,053	4,235
18 - 24	8,316	7,352	6,751	5,957	5,771
25 - 34	10,384	10,215	9,482	8,628	8,471
35 - 44	5,776	6,005	5,612	5,767	6,047
45 - 54	2,932	3,013	2,537	2,571	2,595
55 - 64	1,344	1,455	1,305	1,352	1,406
65 and over	295	297	312	340	378

Arrests By Gender, 2018-2022

Year	Male	% of Total	Female	% of Total	Total
2018	23,229	70.3%	9,827	29.7%	33,056
2019	22,853	70.3	9,636	29.7	32,489
2020	20,614	70.1	8,793	29.9	29,407
2021	19,928	69.5	8,744	30.5	28,672
2022	20,159	69.7	8,756	30.3	28,915

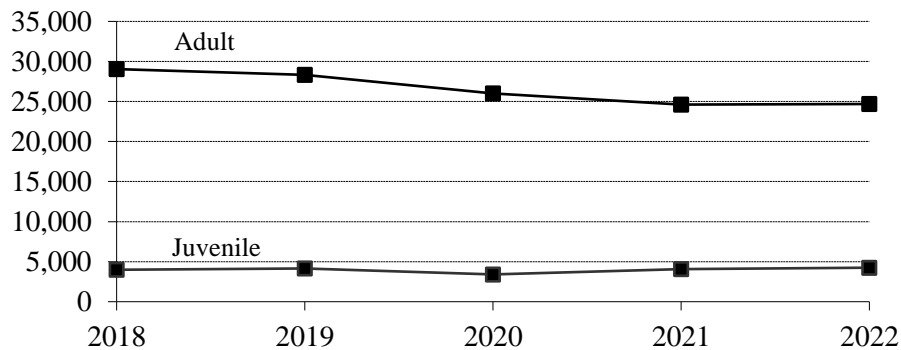
Arrests By Gender, 2018-2022



Juvenile and Adult Arrests 2018-2022

Year	Juvenile	Percent of Total	Adult	Percent of Total	Total
2018	4,009	12.1%	29,047	87.9%	33,056
2019	4,152	12.8	28,337	87.2	32,489
2020	3,408	11.6	25,999	88.4	29,407
2021	4,057	14.1	24,615	85.9	28,672
2022	4,246	14.7	24,669	85.3	28,915

Juvenile and Adult Arrests 2018-2022



Arrests by Offense, 2018-2022

Number of Arrestees	2018	2019	2020	2021	2022
Crimes Against Persons					
Murder	12	21	29	15	19
Negligent Manslaughter	2	3	4	4	7
Kidnapping/Abduction	35	25	25	24	29
Rape	39	54	39	46	39
Sodomy	7	7	8	5	3
Sexual Assault w/Object	1	1	1		
Fondling	53	72	60	66	70
Incest	2	2	2		2
Statutory Rape	28	19	21	21	27
Aggravated Assault	606	615	644	638	680
Simple Assault	2,360	2,345	2,243	2,439	2,530
Intimidation	461	451	483	507	523
Stalking	40	32	32	49	47
Commercial Sex Acts	2				
Involuntary Servitude					
Crimes Against Property					
Arson	9	21	18	34	38
Bribery	2	2			2
Burglary	256	310	341	323	357
Counterfeiting/Forgery	141	161	165	109	115
Destruction/Damage/Vandalism	442	501	478	513	485
Embezzlement	34	49	36	28	34
Extortion/Blackmail			6	1	5
False Pretenses	227	271	370	412	410
Credit Card/ATM Fraud	25	37	18	11	15
Impersonation	32	64	80	41	37
Welfare Fraud				1	
Wire Fraud	1		2	2	2
Identity Theft	40	55	58	80	70
Hacking / Computer Invasion				1	
Motor Vehicle Theft	216	235	282	226	278
Robbery	63	63	63	54	81
Stolen Property Offenses	277	305	339	344	272
Pocket-picking			1	5	3
Purse-snatching		1		1	
Shoplifting	1,634	1,659	1,382	1,047	1,392
Theft From Building	133	122	83	66	99
Theft From Coin Machine	4	2		1	2
Theft From Motor Vehicle	103	123	139	154	156
Theft of Motor Vehicle Parts	1	2	6	7	3
All Other Larceny/Theft	756	715	629	618	740

Arrests by Offense, 2018-2022
Continued

Number of Arrestees	2018	2019	2020	2021	2022
Crimes Against Society					
Animal Cruelty	13	22	10	23	27
Drug/Narcotic Violations	5,455	5,009	4,262	4,201	3,721
Drug Equipment Violations	2,675	2,547	2,328	2,200	2,259
Betting/Wagering					
Gambling Equipment Violations					
Operating/Promoting Gambling	1	2		2	
Sports Tampering					
Pornography/Obscene Material	23	38	31	45	63
Prostitution	7	14	4	2	1
Prostitution - Assisting/Promoting	2	5	7	1	2
Purchasing Prostitution	2		3	3	
Weapon Law Violations	341	305	280	251	253
Group B Offenses					
Bad Checks	43	68	20	13	
Curfew/Loitering/Vagrancy	110	70	174	79	103
Disorderly Conduct	1,590	1,738	1,139	1,312	1,275
Driving Under the Influence	5,148	4,828	4,175	4,040	4,215
Family-Non Violent	357	448	328	332	314
Liquor Law Violations	2,629	2,473	2,615	2,088	2,187
Peeping Tom	2	1		2	
Trespass	912	1,026	950	910	839
All Other Offenses	5,702	5,550	4,994	5,275	5,084
Total Arrests	33,056	32,489	29,407	28,672	28,915

Juvenile Arrests by Offense, 2018-2022

Number of Arrestees	2018	2019	2020	2021	2022
Crimes Against Persons					
Murder		2			1
Negligent Manslaughter				1	
Kidnapping/Abduction	5	1	1	1	
Rape	14	4	8	13	11
Sodomy	4	2	4	1	1
Sexual Assault w/Object	1				
Fondling	21	30	21	22	24
Incest	1				
Statutory Rape	8	1	5	2	4
Aggravated Assault	63	51	45	52	66
Simple Assault	406	441	333	502	613
Intimidation	90	78	75	122	91
Stalking	3	4	4	2	9
Commercial Sex Acts					
Involuntary Servitude					
Crimes Against Property					
Arson	2	8	4	4	10
Bribery					
Burglary	44	69	49	42	48
Counterfeiting/Forgery	4	4	8		7
Destruction/Damage/Vandalism	122	183	155	194	162
Embezzlement	2	5	3	1	10
Extortion/Blackmail			2	1	
False Pretenses	4	5	21	13	15
Credit Card/ATM Fraud	6	6	2	2	2
Impersonation	8	1	5	5	1
Welfare Fraud					
Wire Fraud			2		
Identity Theft	2	2	1	6	3
Hacking / Computer Invasion					
Motor Vehicle Theft	51	59	62	51	68
Robbery	9	7	7	2	17
Stolen Property Offenses	21	16	36	36	29
Pocket-picking					
Purse-snatching					
Shoplifting	189	237	135	145	229
Theft From Building	25	27	13	14	22
Theft From Coin Machine	1	1			
Theft From Motor Vehicle	11	30	31	28	27
Theft of Motor Vehicle Parts			1	1	1
All Other Larceny/Theft	112	128	58	113	148

Juvenile Arrests by Offense, 2018-2022
Continued

Number of Arrestees	2018	2019	2020	2021	2022
Crimes Against Society					
Animal Cruelty	1			1	2
Drug/Narcotic Violations	430	332	324	453	458
Drug Equipment Violations	143	124	156	140	186
Betting/Wagering					
Gambling Equipment Violations					
Operating/Promoting Gambling					
Sports Tampering					
Pornography/Obscene Material	8	14	13	24	28
Prostitution					
Prostitution - Assisting/Promoting					1
Purchasing Prostitution					
Weapon Law Violations	23	22	13	16	25
Group B Offenses					
Bad Checks					
Curfew/Loitering/Vagrancy	106	69	170	79	103
Disorderly Conduct	644	740	429	654	608
Driving Under the Influence	41	23	48	32	38
Family-Non Violent	244	299	230	211	191
Liquor Law Violations	385	410	449	334	321
Peeping Tom	2			1	
Trespass	24	37	34	61	46
All Other Offenses	729	680	451	675	620
Total Arrests	4,009	4,152	3,408	4,057	4,246

Juvenile Arrests
By Gender 2018-2022

Year	Male	% of Total	Female	% of Total	Total
2018	2,466	61.5%	1,543	38.5%	4,009
2019	2,622	63.2	1,530	36.8	4,152
2020	2,027	59.5	1,381	40.5	3,408
2021	2,478	61.7	1,579	38.9	4,057
2022	2,679	63.1	1,567	36.9	4,246

Adult Arrests by Offense, 2018-2022

Number of Arrestees	2018	2019	2020	2021	2022
Crimes Against Persons					
Murder	12	19	29	15	18
Negligent Manslaughter	2	3	4	3	7
Kidnapping/Abduction	30	24	24	23	29
Rape	25	50	31	33	28
Sodomy	3	5	4	4	2
Sexual Assault w/Object		1	1		
Fondling	32	42	39	44	46
Incest	1	2	2		2
Statutory Rape	20	18	16	19	23
Aggravated Assault	543	564	599	586	614
Simple Assault	1,954	1,904	1,910	1,937	1,917
Intimidation	371	373	408	385	432
Stalking	37	28	28	47	38
Commercial Sex Acts	2				
Involuntary Servitude					
Crimes Against Property					
Arson	7	13	14	30	28
Bribery	2	2			2
Burglary	212	241	292	281	309
Counterfeiting/Forgery	137	157	157	109	108
Destruction/Damage/Vandalism	320	318	323	319	323
Embezzlement	32	44	33	27	24
Extortion/Blackmail			4		5
False Pretenses	223	266	349	399	395
Credit Card/ATM Fraud	19	31	16	9	13
Impersonation	24	63	75	36	36
Welfare Fraud				1	
Wire Fraud	1			2	2
Identity Theft	38	53	57	74	67
Hacking/Computer Invasion				1	
Motor Vehicle Theft	165	176	220	175	210
Robbery	54	56	56	52	64
Stolen Property Offenses	256	289	303	308	243
Pocket-picking			1	5	3
Purse-snatching		1		1	
Shoplifting	1,445	1,422	1,247	902	1,163
Theft From Building	108	95	70	52	77
Theft From Coin Machine	3	1		1	2
Theft From Motor Vehicle	92	93	108	126	129
Theft of Motor Vehicle Parts	1	2	5	6	2
All Other Larceny/Theft	644	587	571	505	592

Adult Arrests by Offense, 2018-2022
Continued

Number of Arrestees	2018	2019	2020	2021	2022
Crimes Against Society					
Animal Cruelty	12	22	10	22	25
Drug/Narcotic Violations	5,025	4,677	3,938	3,748	3,263
Drug Equipment Violations	2,532	2,423	2,172	2,060	2,073
Betting/Wagering					
Gambling Equipment Violations					
Operating/Promoting Gambling	1	2		2	
Sports Tampering					
Pornography/Obscene Material	15	24	18	21	35
Prostitution	7	14	4	2	1
Prostitution - Assisting/Promoting	2	5	7	1	1
Purchasing Prostitution	2		3	3	
Weapon Law Violations	318	283	267	235	228
Group B Offenses					
Bad Checks	43	68	20	13	
Curfew/Loitering/Vagrancy	4	1	4		
Disorderly Conduct	946	998	710	658	667
Driving Under the Influence	5,107	4,805	4,127	4,008	4,177
Family-Non Violent	113	149	98	121	123
Liquor Law Violations	2,244	2,063	2,166	1,754	1,866
Peeping Tom		1		1	
Trespass	888	989	916	849	793
All Other Offenses	4,973	4,870	4,543	4,600	4,464
Total Arrests	29,047	28,337	25,999	24,615	24,669

Adult Arrests
By Gender, 2018-2022

Year	Male	% of Total	Female	% of Total	Total
2018	20,763	71.5%	8,284	28.5%	29,047
2019	20,231	71.4	8,106	28.6	28,337
2020	18,587	71.5	7,412	28.5	25,999
2021	17,450	70.9	7,165	29.1	24,615
2022	17,480	70.9	7,189	29.1	24,669

Drug/Narcotics Violation Analysis

Drug/Narcotic Violations offenses decreased by 9.4 percent from a total of 6,451 in 2021 to 5,844 in 2022.

More than 47 percent of the drug types for 2022 involved marijuana.

Drug/Narcotic Violations arrests decreased by 11.4 percent from a total of 4,201 in 2021 to 3,721 in 2022. The arrest totals shown should not be interpreted as the number of individuals arrested for drug offenses because it is possible that some individuals may have been arrested on more than one occasion for this offense.

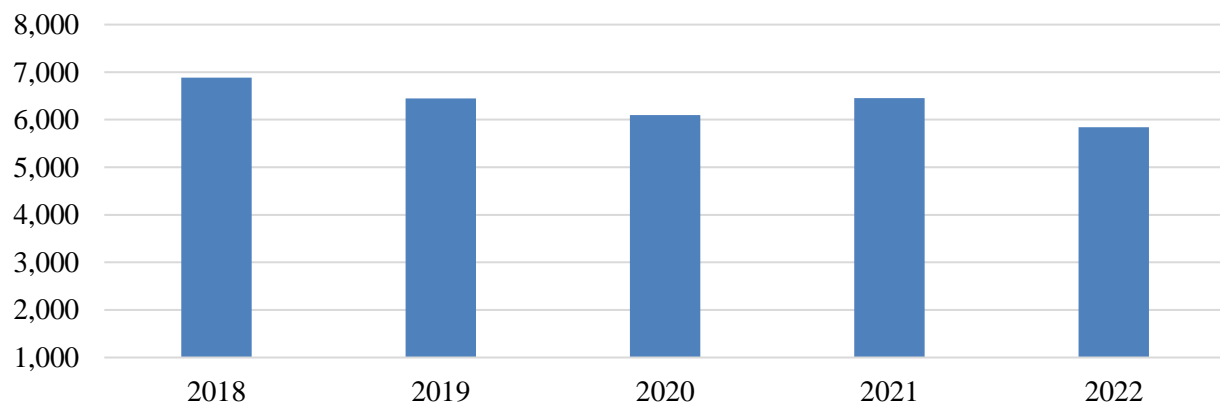
More than 67 percent of drug arrests in 2022 were arrests of males.

Juveniles (persons under the age of 18) comprised 12.3 percent of the total in 2022.

Drug/Narcotic Violations Offense Totals 2018-2022

Year	Total	% Change from Previous Year
2018	6,884	6.7%
2019	6,444	-6.4
2020	6,095	-5.4
2021	6,451	5.8
2022	5,844	-9.4

Drug/Narcotic Violations Offense Totals 2018-2022



**Drug Types Seized in
Drug/Narcotic Violations*
2018-2022**

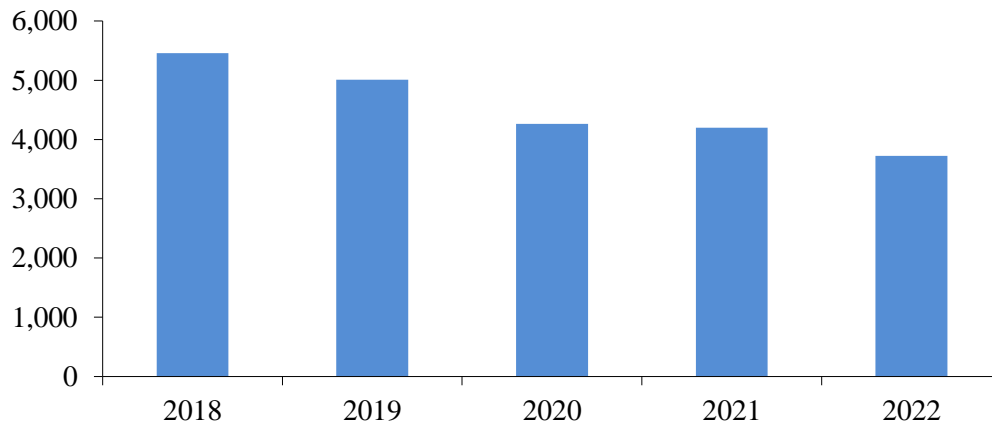
Drug Type	2018	2019	2020	2021	2022
Hashish	103	126	137	198	116
Marijuana	4,271	3,651	3,391	3,463	3,206
Crack Cocaine	9	16	15	15	31
Cocaine	118	110	116	99	123
Heroin	292	325	355	296	93
Morphine	14	14	11	11	2
Opium	52	29	25	85	118
Other Narcotics	249	290	274	291	347
Barbiturates	11	6	11	16	10
Other Depressants	109	81	109	149	128
Amphetamines/Methamphetamines	2,407	2,498	2,215	2,410	1,880
Other Stimulants	58	45	43	60	44
LSD	30	25	38	29	13
PCP				1	1
Other Hallucinogens	79	111	109	124	53
Other Drugs	273	253	271	345	473
Unknown Type Drug	162	166	143	180	129

*Up to 3 drug types may be selected for each incident.

**Arrests for Drug/Narcotic Violations Offense
2018-2022**

Year	Total	% Change from Previous Year
2018	5,455	7.4%
2019	5,009	-8.2
2020	4,262	-14.9
2021	4,201	-1.4
2022	3,721	-11.4

**Arrests for Drug/Narcotic Violations Offense
2018-2022**



**Drug/Narcotic Violations Arrests
By Gender, 2018-2022**

Year	Male	Percent of Total	Female	Percent of Total	Total
2018	3,774	69.2%	1,681	30.8%	5,455
2019	3,470	69.3	1,539	30.7	5,009
2020	2,938	68.9	1,324	31.1	4,262
2021	2,890	68.8	1,311	31.2	4,201
2022	2,496	67.1	1,225	32.9	3,721

**Drug/Narcotic Violations Arrests
By Age Category, 2018-2022**

Year	Juvenile	Percent of Total	Adult	Percent of Total	Total
2018	430	7.9%	5,025	92.1%	5,455
2019	332	6.6	4,677	93.4	5,009
2020	324	7.6	3,938	92.4	4,262
2021	453	10.8	3,748	89.2	4,201
2022	458	12.3	3,263	87.7	3,721

**Drug/Narcotic Violations Arrests
By Age Group, 2018-2022**

Age Group	2018	2019	2020	2021	2022
10 - 17	430	332	324	453	458
18 - 24	1,720	1,382	1,164	965	789
25 - 34	1,784	1,735	1,475	1,369	1,148
35 - 44	928	922	806	861	791
45 - 54	424	419	326	353	341
55 - 64	156	197	147	167	160
65 and over	13	22	20	33	34

DUI Analysis

Reported DUI arrests increased 4.3 percent from 4,040 in 2021 to 4,215 in 2022. The arrest totals should not be interpreted as the number of individuals arrested for DUI offenses because it is possible that some individuals may have been arrested on more than one occasion.

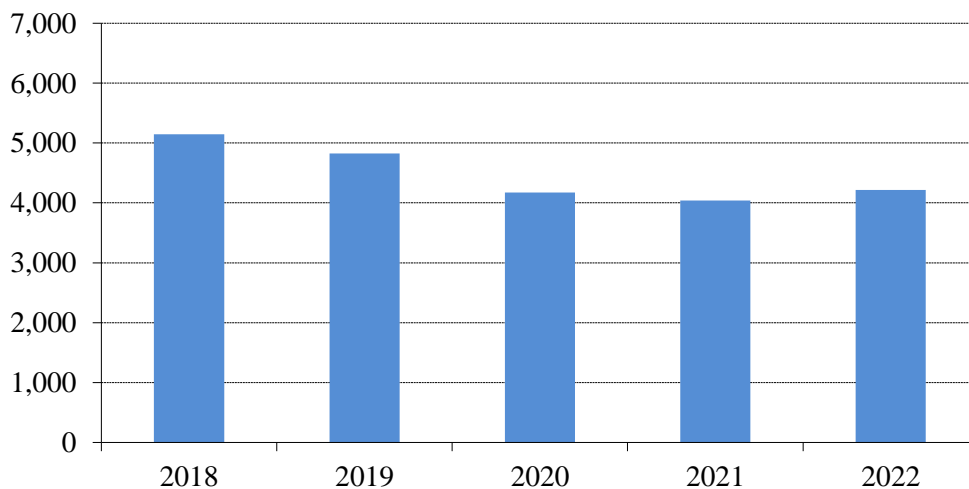
Seventy-six percent of the DUI arrests in 2022 were arrests of males.

Juveniles, persons under the age of 18, made up 0.9 percent of the total in 2022.

DUI Arrests 2018-2022

Year	DUI Arrests Reported	Percent Change from Previous Year
2018	5,148	-8.0%
2019	4,828	-6.2
2020	4,175	-13.5
2021	4,040	-3.2
2022	4,215	4.3

DUI Arrests 2018-2022



**DUI Arrests
By Gender, 2018-2022**

Year	Male	Percent of Total	Female	Percent of Total	Total
2018	3,902	75.8%	1,246	24.2%	5,148
2019	3,727	77.2	1,101	22.8	4,828
2020	3,148	75.4	1,027	24.6	4,175
2021	3,047	75.4	993	24.6	4,040
2022	3,202	76.0	1,013	24.0	4,215

**DUI Arrests
By Age Category, 2018-2022**

Year	Juvenile	Percent of Total	Adult	Percent of Total	Total
2018	41	0.8%	5,107	99.2%	5,148
2019	23	0.5	4,805	99.5	4,828
2020	48	1.1	4,127	98.9	4,175
2021	32	0.8	4,008	99.2	4,040
2022	38	0.9	4,177	99.1	4,215

**DUI Arrests
By Age Group, 2018-2022**

Age Group	2018	2019	2020	2021	2022
10 - 17	41	23	48	32	38
18 - 24	1,078	946	916	861	832
25 - 34	1,796	1,696	1,435	1,277	1,375
35 - 44	1,032	1,002	890	943	1,001
45 - 54	698	682	463	503	521
55 - 64	394	384	324	314	340
65 and over	109	95	99	110	108

REPORTING SHERIFF'S OFFICES

Adams County Sheriff's Office – 2022

2022 Population Estimate		2,168		Offenses (*)		Arrests (**)	
Offense Overview		Reported	Cleared	Adult	Juvenile		
Offense Total	66	Group A Offenses					
Number Cleared	24	Crimes Against Persons (***)					
Percent Cleared	36.36%	Murder and Nonnegligent Manslaughter	0	0	0	0	
Group A Crimes per 100,000 population	3,044.3	Negligent Manslaughter	0	0	0	0	
		Aggravated Assault	3	3	2	0	
		Simple Assault	8	6	4	0	
		Intimidation	3	0	0	0	
		Stalking	4	0	0	0	
		Kidnapping/Abduction	1	1	0	0	
		Rape	0	0	0	0	
		Sodomy	0	0	0	0	
		Sexual Assault With An Object	0	0	0	0	
		Fondling	0	0	0	0	
		Incest	0	0	0	0	
		Statutory Rape	0	0	0	0	
		Commercial Sex Acts	0	0	0	0	
		Involuntary Servitude	0	0	0	0	
		Crimes Against Property					
		Arson	0	0	0	0	
		Bribery	0	0	0	0	
		Burglary/Breaking & Entering	1	0	0	0	
		Counterfeiting/Forgery	0	0	0	0	
		Destruction/Damage/Vandalism of Property	5	1	0	0	
		Embezzlement	0	0	0	0	
		Extortion/Blackmail	0	0	0	0	
		False Pretenses/Swindle/Confidence Game	1	0	0	0	
		Credit Card/Automated Teller Machine Fraud	0	0	0	0	
		Impersonation	0	0	0	0	
		Welfare Fraud	0	0	0	0	
		Wire Fraud	0	0	0	0	
		Identity Theft	0	0	0	0	
		Hacking/Computer Invasion	1	0	0	0	
		Robbery	0	0	0	0	
		Pocket-picking	0	0	0	0	
		Purse-snatching	0	0	0	0	
		Shoplifting	0	0	0	0	
		Theft From Building	0	0	0	0	
		Theft From Coin Operated Machine or Device	0	0	0	0	
		Theft From Motor Vehicle	0	0	0	0	
		Theft of Motor Vehicle Parts/Accessories	0	0	0	0	
		All Other Larceny	7	0	0	0	
		Motor Vehicle Theft	2	0	0	0	
		Stolen Property Offenses	0	0	0	0	
		Crimes Against Society					
		Drug/Narcotic Violations	15	7	5	0	
		Drug Equipment Violations	11	6	1	0	
		Betting/Wagering	0	0	0	0	
		Operating/Promoting/Assisting Gambling	0	0	0	0	
		Gambling Equipment Violations	0	0	0	0	
		Sports Tampering	0	0	0	0	
		Pornography/Obscene Material	2	0	0	0	
		Prostitution	0	0	0	0	
		Assisting or Promoting Prostitution	0	0	0	0	
		Purchasing Prostitution	0	0	0	0	
		Weapon Law Violations	1	0	0	0	
		Animal Cruelty	1	0	0	0	
		Total Group A Offenses	66	24	12	0	

Domestic Incident Victims		Reported	Cleared
Offense			
Murder and Nonnegligent Manslaughter	0	0	
Aggravated Assault	2	2	
Simple Assault	5	4	
Intimidation	0	0	
Stalking	0	0	
Rape	0	0	
Sodomy	0	0	
Sexual Assault With An Object	0	0	
Fondling	0	0	
Incest	0	0	
Statutory Rape	0	0	
Kidnapping/Abduction	1	1	
Total	8	7	

Group B Arrests		Adult	Juvenile
Offense			
Curfew/Loitering/Vagrancy Violations	0	0	
Disorderly Conduct	1	0	
Driving Under the Influence	6	0	
Family Offenses (Nonviolent)	0	0	
Liquor Law Violations	1	1	
Trespass of Real Property	0	0	
All Other Offenses	2	0	
Total Group B	10	1	

(*) Offenses are counted using the FBI Units of Count for Crime
(**) The 'Arrests' column shows arrests made during the selected period, regardless of incident date. Arrest counts may be higher than incident counts.
(***) Negligent Manslaughter now includes the killing of another person associated with driving under the influence, distracted driving (using a cell or smartphone), and reckless driving fatalities.

Barnes County Sheriff's Office – 2022

2022 Population Estimate		4,341		Offenses (*)		Arrests (**)	
Offense Overview				Reported	Cleared	Adult	Juvenile
Offense Total	79	Group A Offenses					
Number Cleared	47	Crimes Against Persons (***)					
Percent Cleared	59.49%	Murder and Nonnegligent Manslaughter	0	0	0	0	
Group A Crimes per 100,000 population	1,819.9	Negligent Manslaughter	0	0	0	0	
Arrest Overview				Aggravated Assault	1	1	1
Total Arrests	71	Simple Assault	10	3	1	1	
Adult Arrests	69	Intimidation	3	3	0	0	
Juvenile Arrests	2	Stalking	0	0	0	0	
Unknown Age	0	Kidnapping/Abduction	0	0	0	0	
Arrests per 100,000 population	1,635.6	Rape	1	0	0	0	
Average number offenses/incident	1.55	Sodomy	0	0	0	0	
Domestic Incident Victims				Sexual Assault With An Object	0	0	0
Offense	Reported	Cleared	Crimes Against Property				
Murder and Nonnegligent Manslaughter	0	0	Arson	1	0	0	0
Aggravated Assault	0	0	Bribery	0	0	0	0
Simple Assault	4	2	Burglary/Breaking & Entering	1	0	0	0
Intimidation	0	0	Counterfeiting/Forgery	0	0	0	0
Stalking	0	0	Destruction/Damage/Vandalism of Property	6	1	0	0
Rape	0	0	Embezzlement	0	0	0	0
Sodomy	0	0	Extortion/Blackmail	0	0	0	0
Sexual Assault With An Object	0	0	False Pretenses/Swindle/Confidence Game	3	0	0	0
Fondling	0	0	Credit Card/Automated Teller Machine Fraud	0	0	0	0
Incest	0	0	Impersonation	0	0	0	0
Statutory Rape	0	0	Welfare Fraud	0	0	0	0
Kidnapping/Abduction	0	0	Wire Fraud	0	0	0	0
Total	4	2	Identity Theft	0	0	0	0
Group B Arrests				Hacking/Computer Invasion	0	0	0
Offense	Adult	Juvenile	Robbery	0	0	0	0
Curfew/Loitering/Vagrancy Violations	0	0	Pocket-picking	0	0	0	0
Disorderly Conduct	1	0	Purse-snatching	0	0	0	0
Driving Under the Influence	10	0	Shoplifting	0	0	0	0
Family Offenses (Nonviolent)	0	0	Theft From Building	2	0	0	0
Liquor Law Violations	3	1	Theft From Coin Operated Machine or Device	0	0	0	0
Trespass of Real Property	0	0	Theft From Motor Vehicle	1	0	0	0
All Other Offenses	30	0	Theft of Motor Vehicle Parts/Accessories	0	0	0	0
Total Group B	44	1	All Other Larceny	1	1	1	0
(*) Offenses are counted using the FBI Units of Count for Crime				Motor Vehicle Theft	4	0	0
(**) The 'Arrests' column shows arrests made during the selected period, regardless of incident date. Arrest counts may be higher than incident counts.				Stolen Property Offenses	0	0	0
(***) Negligent Manslaughter now includes the killing of another person associated with driving under the influence, distracted driving (using a cell or smartphone), and reckless driving fatalities.				Crimes Against Society			
				Drug/Narcotic Violations	18	15	14
				Drug Equipment Violations	22	19	7
				Betting/Wagering	0	0	0
				Operating/Promoting/Assisting Gambling	0	0	0
				Gambling Equipment Violations	0	0	0
				Sports Tampering	0	0	0
				Pornography/Obscene Material	0	0	0
				Prostitution	0	0	0
				Assisting or Promoting Prostitution	0	0	0
				Purchasing Prostitution	0	0	0
				Weapon Law Violations	4	4	1
				Animal Cruelty	0	0	0
				Total Group A Offenses	79	47	25
							1

Benson County Sheriff's Office – 2022

2022 Population Estimate		5,727		Offenses (*)		Arrests (**)	
Offense Overview				Reported	Cleared	Adult	Juvenile
Offense Total	145			0	0	0	0
Number Cleared	114			0	0	0	0
Percent Cleared	78.62%			2	1	1	0
Group A Crimes per 100,000 population	2,531.9			17	13	10	0
Arrest Overview				10	8	7	0
Total Arrests	147			2	2	2	0
Adult Arrests	144			0	0	0	0
Juvenile Arrests	3			0	0	0	0
Unknown Age	0			0	0	0	0
Arrests per 100,000 population	2,566.8			0	0	0	0
Average number offenses/incident	1.58			0	0	0	0
Domestic Incident Victims				Crimes Against Property			
Offense	Reported	Cleared		Arson			
Murder and Nonnegligent Manslaughter	0	0		Bribery	0	0	0
Aggravated Assault	1	0		Burglary/Breaking & Entering	8	3	2
Simple Assault	9	9		Counterfeiting/Forgery	1	1	1
Intimidation	3	2		Destruction/Damage/Vandalism of Property	10	9	3
Stalking	0	0		Embezzlement	0	0	0
Rape	0	0		Extortion/Blackmail	0	0	0
Sodomy	0	0		False Pretenses/Swindle/Confidence Game	15	14	14
Sexual Assault With An Object	0	0		Credit Card/Automated Teller Machine Fraud	0	0	0
Fondling	1	0		Impersonation	0	0	0
Incest	0	0		Welfare Fraud	0	0	0
Statutory Rape	0	0		Wire Fraud	1	0	0
Kidnapping/Abduction	0	0		Identity Theft	1	0	0
Total	14	11		Hacking/Computer Invasion	0	0	0
Group B Arrests				Crimes Against Society			
Offense	Adult	Juvenile		Drug/Narcotic Violations			
Curfew/Loitering/Vagrancy Violations	0	0		Drug Equipment Violations	20	16	8
Disorderly Conduct	4	0		Betting/Wagering	0	0	0
Driving Under the Influence	53	2		Operating/Promoting/Assisting Gambling	0	0	0
Family Offenses (Nonviolent)	0	0		Gambling Equipment Violations	0	0	0
Liquor Law Violations	2	0		Sports Tampering	0	0	0
Trespass of Real Property	0	0		Pornography/Obscene Material	1	0	0
All Other Offenses	10	0		Prostitution	0	0	0
Total Group B	69	2		Assisting or Promoting Prostitution	0	0	0
(*) Offenses are counted using the FBI Units of Count for Crime (**) The 'Arrests' column shows arrests made during the selected period, regardless of incident date. Arrest counts may be higher than incident counts. (***) Negligent Manslaughter now includes the killing of another person associated with driving under the influence, distracted driving (using a cell or smartphone), and reckless driving fatalities.				Weapon Law Violations	6	6	4
				Animal Cruelty	0	0	0
				Total Group A Offenses	145	114	75

Billings County Sheriff's Office – 2022

2022 Population Estimate		871		Offenses (**)		Arrests (**)	
Offense Overview				Reported	Cleared	Adult	Juvenile
Group A Offenses							
Crimes Against Persons (***)							
Offense Total	4	Murder and Nonnegligent Manslaughter		0	0	0	0
Number Cleared	1	Negligent Manslaughter		0	0	0	0
Percent Cleared	25.00%	Aggravated Assault		0	0	0	0
Group A Crimes per 100,000 population	459.2	Simple Assault		2	0	0	0
		Intimidation		0	0	0	0
		Stalking		0	0	0	0
		Kidnapping/Abduction		0	0	0	0
Arrest Overview		Rape		0	0	0	0
Total Arrests	2	Sodomy		0	0	0	0
Adult Arrests	2	Sexual Assault With An Object		0	0	0	0
Juvenile Arrests	0	Fondling		0	0	0	0
Unknown Age	0	Incest		0	0	0	0
Arrests per 100,000 population	229.6	Statutory Rape		0	0	0	0
		Commercial Sex Acts		0	0	0	0
Average number offenses/incident	1.33	Involuntary Servitude		0	0	0	0
Domestic Incident Victims							
Offense	Reported	Cleared					
Murder and Nonnegligent Manslaughter	0	0					
Aggravated Assault	0	0					
Simple Assault	0	0					
Intimidation	0	0					
Stalking	0	0					
Rape	0	0					
Sodomy	0	0					
Sexual Assault With An Object	0	0					
Fondling	0	0					
Incest	0	0					
Statutory Rape	0	0					
Kidnapping/Abduction	0	0					
Total	0	0					
Group B Arrests							
Offense	Adult	Juvenile					
Curfew/Loitering/Vagrancy Violations	0	0					
Disorderly Conduct	0	0					
Driving Under the Influence	0	0					
Family Offenses (Nonviolent)	0	0					
Liquor Law Violations	0	0					
Trespass of Real Property	0	0					
All Other Offenses	1	0					
Total Group B	1	0					
				Crimes Against Property			
				Arson	0	0	0
				Bribery	0	0	0
				Burglary/Breaking & Entering	0	0	0
				Counterfeiting/Forgery	0	0	0
				Destruction/Damage/Vandalism of Property	0	0	0
				Embezzlement	0	0	0
				Extortion/Blackmail	0	0	0
				False Pretenses/Swindle/Confidence Game	0	0	0
				Credit Card/Automated Teller Machine Fraud	0	0	0
				Impersonation	0	0	0
				Welfare Fraud	0	0	0
				Wire Fraud	0	0	0
				Identity Theft	0	0	0
				Hacking/Computer Invasion	0	0	0
				Robbery	0	0	0
				Pocket-picking	0	0	0
				Purse-snatching	0	0	0
				Shoplifting	0	0	0
				Theft From Building	0	0	0
				Theft From Coin Operated Machine or Device	0	0	0
				Theft From Motor Vehicle	0	0	0
				Theft of Motor Vehicle Parts/Accessories	0	0	0
				All Other Larceny	1	0	0
				Motor Vehicle Theft	0	0	0
				Stolen Property Offenses	0	0	0
				Crimes Against Society			
				Drug/Narcotic Violations	0	0	0
				Drug Equipment Violations	1	1	1
				Betting/Wagering	0	0	0
				Operating/Promoting/Assisting Gambling	0	0	0
				Gambling Equipment Violations	0	0	0
				Sports Tampering	0	0	0
				Pornography/Obscene Material	0	0	0
				Prostitution	0	0	0
				Assisting or Promoting Prostitution	0	0	0
				Purchasing Prostitution	0	0	0
				Weapon Law Violations	0	0	0
				Animal Cruelty	0	0	0
				Total Group A Offenses	4	1	1

(*) Offenses are counted using the FBI Units of Count for Crime
 (**) The 'Arrests' column shows arrests made during the selected period, regardless of incident date. Arrest counts may be higher than incident counts.
 (***) Negligent Manslaughter now includes the killing of another person associated with driving under the influence, distracted driving (using a cell or smartphone), and reckless driving fatalities.

Bottineau County Sheriff's Office – 2022

2022 Population Estimate		6,470		Offenses (*)		Arrests (**)	
Offense Overview		Reported	Cleared	Adult	Juvenile		
Offense Total	153	Group A Offenses					
Number Cleared	28	Crimes Against Persons (***)					
Percent Cleared	18.30%	Murder and Nonnegligent Manslaughter	0	0	0	0	
Group A Crimes per 100,000 population	2,364.8	Negligent Manslaughter	0	0	0	0	
		Aggravated Assault	6	2	2	0	
		Simple Assault	16	7	6	0	
		Intimidation	3	0	0	0	
		Stalking	0	0	0	0	
		Kidnapping/Abduction	0	0	0	0	
Arrest Overview		Rape	2	1	1	0	
Total Arrests	53	Sodomy	0	0	0	0	
Adult Arrests	50	Sexual Assault With An Object	0	0	0	0	
Juvenile Arrests	3	Fondling	2	0	0	0	
Unknown Age	0	Incest	0	0	0	0	
Arrests per 100,000 population	819.2	Statutory Rape	0	0	0	0	
		Commercial Sex Acts	0	0	0	0	
		Involuntary Servitude	0	0	0	0	
Average number offenses/incident	1.13	Crimes Against Property					
Domestic Incident Victims		Arson	7	1	1	0	
Offense	Reported	Cleared	Bribery	0	0	0	0
Murder and Nonnegligent Manslaughter	0	0	Burglary/Breaking & Entering	4	1	0	0
Aggravated Assault	1	1	Counterfeiting/Forgery	0	0	0	0
Simple Assault	10	7	Destruction/Damage/Vandalism of Property	15	1	1	0
Intimidation	1	0	Embezzlement	0	0	0	0
Stalking	0	0	Extortion/Blackmail	0	0	0	0
Rape	1	1	False Pretenses/Swindle/Confidence Game	7	0	0	0
Sodomy	0	0	Credit Card/Automated Teller Machine Fraud	1	0	0	0
Sexual Assault With An Object	0	0	Impersonation	0	0	0	0
Fondling	0	0	Welfare Fraud	0	0	0	0
Incest	0	0	Wire Fraud	3	0	0	0
Statutory Rape	0	0	Identity Theft	7	0	0	0
Kidnapping/Abduction	0	0	Hacking/Computer Invasion	2	0	0	0
Total	13	9	Robbery	0	0	0	0
Group B Arrests			Pocket-picking	0	0	0	0
Offense	Adult	Juvenile	Purse-snatching	0	0	0	0
Curfew/Loitering/Vagrancy Violations	0	0	Shoplifting	12	2	1	1
Disorderly Conduct	1	0	Theft From Building	0	0	0	0
Driving Under the Influence	12	0	Theft From Coin Operated Machine or Device	0	0	0	0
Family Offenses (Nonviolent)	1	0	Theft From Motor Vehicle	5	0	0	0
Liquor Law Violations	0	2	Theft of Motor Vehicle Parts/Accessories	0	0	0	0
Trespass of Real Property	1	0	All Other Larceny	24	1	1	0
All Other Offenses	12	0	Motor Vehicle Theft	10	1	1	0
Total Group B	27	2	Stolen Property Offenses	0	0	0	0
			Crimes Against Society				
			Drug/Narcotic Violations	10	5	5	0
			Drug Equipment Violations	13	4	4	0
			Betting/Wagering	0	0	0	0
			Operating/Promoting/Assisting Gambling	0	0	0	0
			Gambling Equipment Violations	0	0	0	0
			Sports Tampering	0	0	0	0
			Pornography/Obscene Material	1	1	0	0
			Prostitution	0	0	0	0
			Assisting or Promoting Prostitution	0	0	0	0
			Purchasing Prostitution	0	0	0	0
			Weapon Law Violations	3	1	0	0
			Animal Cruelty	0	0	0	0
			Total Group A Offenses	153	28	23	1

(*) Offenses are counted using the FBI Units of Count for Crime
 (**) The 'Arrests' column shows arrests made during the selected period, regardless of incident date. Arrest counts may be higher than incident counts.
 (***) Negligent Manslaughter now includes the killing of another person associated with driving under the influence, distracted driving (using a cell or smartphone), and reckless driving fatalities.

Bowman County Sheriff's Office – 2022

2022 Population Estimate		1,462	Offenses (**)		Arrests (**)		
Offense Overview			Group A Offenses	Reported	Cleared	Adult	Juvenile
Offense Total	16		Crimes Against Persons (***)				
Number Cleared	10		Murder and Nonnegligent Manslaughter	0	0	0	0
Percent Cleared	62.50%		Negligent Manslaughter	0	0	0	0
Group A Crimes per 100,000 population	1,094.4		Aggravated Assault	0	0	0	0
			Simple Assault	3	2	0	0
			Intimidation	1	1	0	0
			Stalking	0	0	0	0
			Kidnapping/Abduction	0	0	0	0
Arrest Overview			Rape	0	0	0	0
Total Arrests	7		Sodomy	0	0	0	0
Adult Arrests	7		Sexual Assault With An Object	0	0	0	0
Juvenile Arrests	0		Fondling	0	0	0	0
Unknown Age	0		Incest	0	0	0	0
Arrests per 100,000 population	478.8		Statutory Rape	1	0	0	0
			Commercial Sex Acts	0	0	0	0
			Involuntary Servitude	0	0	0	0
Average number offenses/incident	1.23		Crimes Against Property				
Domestic Incident Victims			Arson	0	0	0	0
Offense	Reported	Cleared	Bribery	0	0	0	0
Murder and Nonnegligent Manslaughter	0	0	Burglary/Breaking & Entering	2	1	1	0
Aggravated Assault	0	0	Counterfeiting/Forgery	1	0	0	0
Simple Assault	0	0	Destruction/Damage/Vandalism of Property	2	2	1	0
Intimidation	0	0	Embezzlement	0	0	0	0
Stalking	0	0	Extortion/Blackmail	0	0	0	0
Rape	0	0	False Pretenses/Swindle/Confidence Game	0	0	0	0
Sodomy	0	0	Credit Card/Automated Teller Machine Fraud	1	0	0	0
Sexual Assault With An Object	0	0	Impersonation	0	0	0	0
Fondling	0	0	Welfare Fraud	0	0	0	0
Incest	0	0	Wire Fraud	0	0	0	0
Statutory Rape	0	0	Identity Theft	0	0	0	0
Kidnapping/Abduction	0	0	Hacking/Computer Invasion	0	0	0	0
Total	0	0	Robbery	0	0	0	0
			Pocket-picking	0	0	0	0
			Purse-snatching	0	0	0	0
			Shoplifting	0	0	0	0
Group B Arrests			Theft From Building	1	0	0	0
Offense	Adult	Juvenile	Theft From Coin Operated Machine or Device	0	0	0	0
Curfew/Loitering/Vagrancy Violations	0	0	Theft From Motor Vehicle	0	0	0	0
Disorderly Conduct	0	0	Theft of Motor Vehicle Parts/Accessories	0	0	0	0
Driving Under the Influence	1	0	All Other Larceny	0	0	0	0
Family Offenses (Nonviolent)	0	0	Motor Vehicle Theft	0	0	0	0
Liquor Law Violations	2	0	Stolen Property Offenses	0	0	0	0
Trespass of Real Property	0	0	Crimes Against Society				
All Other Offenses	0	0	Drug/Narcotic Violations	2	2	2	0
Total Group B	3	0	Drug Equipment Violations	2	2	0	0
			Betting/Wagering	0	0	0	0
			Operating/Promoting/Assisting Gambling	0	0	0	0
			Gambling Equipment Violations	0	0	0	0
			Sports Tampering	0	0	0	0
			Pornography/Obscene Material	0	0	0	0
			Prostitution	0	0	0	0
			Assisting or Promoting Prostitution	0	0	0	0
			Purchasing Prostitution	0	0	0	0
			Weapon Law Violations	0	0	0	0
			Animal Cruelty	0	0	0	0
			Total Group A Offenses	16	10	4	0

(*) Offenses are counted using the FBI Units of Count for Crime
 (**) The 'Arrests' column shows arrests made during the selected period, regardless of incident date. Arrest counts may be higher than incident counts.
 (***) Negligent Manslaughter now includes the killing of another person associated with driving under the influence, distracted driving (using a cell or smartphone), and reckless driving fatalities.

Burke County Sheriff's Office - 2022

2022 Population Estimate		1,772		Offenses (*)		Arrests (**)		
Offense Overview				Group A Offenses	Reported	Cleared	Adult	Juvenile
Offense Total	30			Crimes Against Persons (***)				
Number Cleared	14			Murder and Nonnegligent Manslaughter	0	0	0	0
Percent Cleared	46.67%			Negligent Manslaughter	0	0	0	0
Group A Crimes per 100,000 population	1,693.0			Aggravated Assault	1	0	0	0
				Simple Assault	3	1	1	0
				Intimidation	2	0	0	0
				Stalking	1	0	0	0
				Kidnapping/Abduction	0	0	0	0
Arrest Overview				Rape	0	0	0	0
Total Arrests	22			Sodomy	0	0	0	0
Adult Arrests	22			Sexual Assault With An Object	0	0	0	0
Juvenile Arrests	0			Fondling	0	0	0	0
Unknown Age	0			Incest	0	0	0	0
Arrests per 100,000 population	1,241.5			Statutory Rape	0	0	0	0
				Commercial Sex Acts	0	0	0	0
				Involuntary Servitude	0	0	0	0
Average number offenses/incident	1.30			Crimes Against Property				
Domestic Incident Victims				Arson	0	0	0	0
Offense	Reported	Cleared		Bribery	0	0	0	0
Murder and Nonnegligent Manslaughter	0	0		Burglary/Breaking & Entering	2	0	0	0
Aggravated Assault	0	0		Counterfeiting/Forgery	0	0	0	0
Simple Assault	2	1		Destruction/Damage/Vandalism of Property	2	1	1	0
Intimidation	1	0		Embezzlement	0	0	0	0
Stalking	1	0		Extortion/Blackmail	0	0	0	0
Rape	0	0		False Pretenses/Swindle/Confidence Game	1	1	1	0
Sodomy	0	0		Credit Card/Automated Teller Machine Fraud	0	0	0	0
Sexual Assault With An Object	0	0		Impersonation	0	0	0	0
Fondling	0	0		Welfare Fraud	0	0	0	0
Incest	0	0		Wire Fraud	0	0	0	0
Statutory Rape	0	0		Identity Theft	0	0	0	0
Kidnapping/Abduction	0	0		Hacking/Computer Invasion	0	0	0	0
Total	4	1		Robbery	0	0	0	0
Group B Arrests				Pocket-picking	0	0	0	0
Offense	Adult	Juvenile		Purse-snatching	0	0	0	0
Curfew/Loitering/Vagrancy Violations	0	0		Shoplifting	0	0	0	0
Disorderly Conduct	0	0		Theft From Building	0	0	0	0
Driving Under the Influence	4	0		Theft From Coin Operated Machine or Device	0	0	0	0
Family Offenses (Nonviolent)	0	0		Theft From Motor Vehicle	0	0	0	0
Liquor Law Violations	3	0		Theft of Motor Vehicle Parts/Accessories	0	0	0	0
Trespass of Real Property	0	0		All Other Larceny	3	0	0	0
All Other Offenses	5	0		Motor Vehicle Theft	1	0	0	0
Total Group B	12	0		Stolen Property Offenses	1	1	1	0
				Crimes Against Society				
				Drug/Narcotic Violations	6	5	4	0
				Drug Equipment Violations	3	3	0	0
				Betting/Wagering	0	0	0	0
				Operating/Promoting/Assisting Gambling	0	0	0	0
				Gambling Equipment Violations	0	0	0	0
				Sports Tampering	0	0	0	0
				Pornography/Obscene Material	0	0	0	0
				Prostitution	0	0	0	0
				Assisting or Promoting Prostitution	0	0	0	0
				Purchasing Prostitution	0	0	0	0
				Weapon Law Violations	4	2	2	0
				Animal Cruelty	0	0	0	0
				Total Group A Offenses	30	14	10	0

(*) Offenses are counted using the FBI Units of Count for Crime
 (**) The 'Arrests' column shows arrests made during the selected period, regardless of incident date. Arrest counts may be higher than incident counts.
 (***) Negligent Manslaughter now includes the killing of another person associated with driving under the influence, distracted driving (using a cell or smartphone), and reckless driving fatalities.

Burleigh County Sheriff's Office - 2022

2022 Population Estimate		21,444		Offenses (*)		Arrests (**)		
Offense Overview				Reported	Cleared	Adult	Juvenile	
Offense Total	859							
Number Cleared	583							
Percent Cleared	67.87%							
Group A Crimes per 100,000 population	4,005.8							
Arrest Overview								
Total Arrests	779							
Adult Arrests	720							
Juvenile Arrests	59							
Unknown Age	0							
Arrests per 100,000 population	3,632.7							
Average number offenses/incident	1.34							
Domestic Incident Victims								
Offense	Reported	Cleared						
Murder and Nonnegligent Manslaughter	0	0						
Aggravated Assault	7	3						
Simple Assault	34	30						
Intimidation	8	6						
Stalking	0	0						
Rape	0	0						
Sodomy	0	0						
Sexual Assault With An Object	0	0						
Fondling	0	0						
Incest	0	0						
Statutory Rape	0	0						
Kidnapping/Abduction	0	0						
Total	49	39						
Group B Arrests								
Offense	Adult	Juvenile						
Curfew/Loitering/Vagrancy Violations	0	0						
Disorderly Conduct	4	3						
Driving Under the Influence	143	0						
Drunkenness	2	0						
Family Offenses (Nonviolent)	4	0						
Liquor Law Violations	76	20						
Trespass of Real Property	3	0						
All Other Offenses	123	3						
Total Group B	353	26						
(*) Offenses are counted using the FBI Units of Count for Crime								
(**) The 'Arrests' column shows arrests made during the selected period, regardless of incident date. Arrest counts may be higher than incident counts.								
(***) Negligent Manslaughter now includes the killing of another person associated with driving under the influence, distracted driving (using a cell or smartphone), and reckless driving fatalities.								
				Crimes Against Property				
				Arson	0	0	0	0
				Bribery	0	0	0	0
				Burglary/Breaking & Entering	19	4	2	1
				Counterfeiting/Forgery	4	3	2	0
				Destruction/Damage/Vandalism of Property	63	14	5	1
				Embezzlement	1	0	0	0
				Extortion/Blackmail	0	0	0	0
				False Pretenses/Swindle/Confidence Game	19	8	8	0
				Credit Card/Automated Teller Machine Fraud	1	0	0	0
				Impersonation	3	0	0	0
				Welfare Fraud	0	0	0	0
				Wire Fraud	3	0	0	0
				Identity Theft	21	1	0	0
				Hacking/Computer Invasion	1	0	0	0
				Robbery	1	0	0	0
				Pocket-picking	0	0	0	0
				Purse-snatching	0	0	0	0
				Shoplifting	0	0	0	0
				Theft From Building	2	1	1	0
				Theft From Coin Operated Machine or Device	0	0	0	0
				Theft From Motor Vehicle	12	2	1	0
				Theft of Motor Vehicle Parts/Accessories	3	0	0	0
				All Other Larceny	59	11	2	0
				Motor Vehicle Theft	15	4	1	0
				Stolen Property Offenses	9	6	5	0
				Crimes Against Society				
				Drug/Narcotic Violations	224	213	209	20
				Drug Equipment Violations	230	218	88	6
				Betting/Wagering	0	0	0	0
				Operating/Promoting/Assisting Gambling	0	0	0	0
				Gambling Equipment Violations	0	0	0	0
				Sports Tampering	0	0	0	0
				Pornography/Obscene Material	5	1	0	0
				Prostitution	1	1	0	0
				Assisting or Promoting Prostitution	0	0	0	0
				Purchasing Prostitution	0	0	0	0
				Weapon Law Violations	12	9	1	0
				Animal Cruelty	1	0	0	0
				Total Group A Offenses	859	583	367	33

Cass County Sheriff's Office - 2022

2022 Population Estimate		22,592	Offenses (*)		Arrests (**)	
Offense Overview			Reported	Cleared	Adult	Juvenile
Offense Total	545		Group A Offenses			
Number Cleared	127		Crimes Against Persons (***)			
Percent Cleared	23.30%		Murder and Nonnegligent Manslaughter	0	0	0
Group A Crimes per 100,000 population	2,412.4		Negligent Manslaughter	0	0	0
Arrest Overview			Aggravated Assault	16	3	2
Total Arrests	343		Simple Assault	85	30	18
Adult Arrests	332		Intimidation	27	6	3
Juvenile Arrests	11		Stalking	1	0	0
Unknown Age	0		Kidnapping/Abduction	4	0	0
Arrests per 100,000 population	1,518.2		Rape	8	1	0
Average number offenses/incident			Sodomy	2	0	0
			Sexual Assault With An Object	0	0	0
			Fondling	3	0	0
			Incest	0	0	0
			Statutory Rape	0	0	0
			Commercial Sex Acts	0	0	0
			Involuntary Servitude	0	0	0
Domestic Incident Victims			Crimes Against Property			
Offense	Reported	Cleared	Arson	2	0	0
Murder and Nonnegligent Manslaughter	0	0	Bribery	0	0	0
Aggravated Assault	5	1	Burglary/Breaking & Entering	36	6	6
Simple Assault	56	21	Counterfeiting/Forgery	3	0	0
Intimidation	5	0	Destruction/Damage/Vandalism of Property	62	3	0
Stalking	0	0	Embezzlement	0	0	0
Rape	6	1	Extortion/Blackmail	1	0	0
Sodomy	0	0	False Pretenses/Swindle/Confidence Game	16	0	0
Sexual Assault With An Object	0	0	Credit Card/Automated Teller Machine Fraud	0	0	0
Fondling	2	0	Impersonation	4	0	0
Incest	0	0	Welfare Fraud	0	0	0
Statutory Rape	0	0	Wire Fraud	3	0	0
Kidnapping/Abduction	4	0	Identity Theft	23	0	0
Total	78	23	Hacking/Computer Invasion	0	0	0
Group B Arrests			Robbery	1	0	0
Offense	Adult	Juvenile	Pocket-picking	0	0	0
Curfew/Loitering/Vagrancy Violations	0	0	Purse-snatching	0	0	0
Disorderly Conduct	5	1	Shoplifting	1	0	0
Driving Under the Influence	112	1	Theft From Building	0	0	0
Family Offenses (Nonviolent)	2	0	Theft From Coin Operated Machine or Device	0	0	0
Liquor Law Violations	123	7	Theft From Motor Vehicle	12	0	0
Trespass of Real Property	2	0	Theft of Motor Vehicle Parts/Accessories	3	0	0
All Other Offenses	20	0	All Other Larceny	43	1	0
Total Group B	264	9	Motor Vehicle Theft	19	1	0
			Stolen Property Offenses	6	4	4
			Crimes Against Society			
			Drug/Narcotic Violations	75	36	19
			Drug Equipment Violations	59	31	12
			Betting/Wagering	0	0	0
			Operating/Promoting/Assisting Gambling	0	0	0
			Gambling Equipment Violations	0	0	0
			Sports Tampering	0	0	0
			Pornography/Obscene Material	23	1	2
			Prostitution	0	0	0
			Assisting or Promoting Prostitution	0	0	0
			Purchasing Prostitution	0	0	0
			Weapon Law Violations	7	4	2
			Animal Cruelty	0	0	0
			Total Group A Offenses	545	127	68
						2

(*) Offenses are counted using the FBI Units of Count for Crime
 (**) The 'Arrests' column shows arrests made during the selected period, regardless of incident date. Arrest counts may be higher than incident counts.
 (***) Negligent Manslaughter now includes the killing of another person associated with driving under the influence, distracted driving (using a cell or smartphone), and reckless driving fatalities.

Cavalier County Sheriff's Office – 2022

2022 Population Estimate		3,669		Offenses (*)		Arrests (**)	
Offense Overview				Reported	Cleared	Adult	Juvenile
Offense Total	62						
Number Cleared	37						
Percent Cleared	59.68%						
Group A Crimes per 100,000 population	1,689.8						
Arrest Overview							
Total Arrests	55						
Adult Arrests	51						
Juvenile Arrests	4						
Unknown Age	0						
Arrests per 100,000 population	1,499.0						
Average number offenses/incident	1.24						
Domestic Incident Victims				Crimes Against Property			
Offense	Reported	Cleared		Arson	0	0	0
Murder and Nonnegligent Manslaughter	0	0		Bribery	0	0	0
Aggravated Assault	0	0		Burglary/Breaking & Entering	2	2	1
Simple Assault	9	7		Counterfeiting/Forgery	0	0	0
Intimidation	0	0		Destruction/Damage/Vandalism of Property	4	2	0
Stalking	0	0		Embezzlement	0	0	0
Rape	2	0		Extortion/Blackmail	0	0	0
Sodomy	1	0		False Pretenses/Swindle/Confidence Game	3	2	2
Sexual Assault With An Object	0	0		Credit Card/Automated Teller Machine Fraud	0	0	0
Fondling	0	0		Impersonation	0	0	0
Incest	0	0		Welfare Fraud	0	0	0
Statutory Rape	0	0		Wire Fraud	1	0	0
Kidnapping/Abduction	0	0		Identity Theft	0	0	0
Total	12	7		Hacking/Computer Invasion	0	0	0
Group B Arrests				Robbery	0	0	0
Offense	Adult	Juvenile		Pocket-picking	0	0	0
Curfew/Loitering/Vagrancy Violations	0	0		Purse-snatching	0	0	0
Disorderly Conduct	0	0		Shoplifting	0	0	0
Driving Under the Influence	15	0		Theft From Building	0	0	0
Family Offenses (Nonviolent)	0	0		Theft From Coin Operated Machine or Device	0	0	0
Liquor Law Violations	6	2		Theft From Motor Vehicle	1	0	0
Trespass of Real Property	0	0		Theft of Motor Vehicle Parts/Accessories	0	0	0
All Other Offenses	1	0		All Other Larceny	6	2	2
Total Group B	22	2		Motor Vehicle Theft	3	2	2
				Stolen Property Offenses	1	1	1
				Crimes Against Society			
				Drug/Narcotic Violations	8	7	8
				Drug Equipment Violations	9	9	3
				Betting/Wagering	0	0	0
				Operating/Promoting/Assisting Gambling	0	0	0
				Gambling Equipment Violations	0	0	0
				Sports Tampering	0	0	0
				Pornography/Obscene Material	0	0	0
				Prostitution	0	0	0
				Assisting or Promoting Prostitution	0	0	0
				Purchasing Prostitution	0	0	0
				Weapon Law Violations	0	0	0
				Animal Cruelty	1	0	0
				Total Group A Offenses	62	37	29

(*) Offenses are counted using the FBI Units of Count for Crime
 (**) The 'Arrests' column shows arrests made during the selected period, regardless of incident date. Arrest counts may be higher than incident counts.
 (***) Negligent Manslaughter now includes the killing of another person associated with driving under the influence, distracted driving (using a cell or smartphone), and reckless driving fatalities.

Dickey County Sheriff's Office – 2022

2022 Population Estimate		2,041	Offenses (*)		Arrests (**)		
Offense Overview			Group A Offenses	Reported	Cleared	Adult	Juvenile
Offense Total	7		Crimes Against Persons (***)				
Number Cleared	2		Murder and Nonnegligent Manslaughter	0	0	0	0
Percent Cleared	28.57%		Negligent Manslaughter	0	0	0	0
Group A Crimes per 100,000 population	343.0		Aggravated Assault	0	0	0	0
			Simple Assault	1	1	1	0
			Intimidation	0	0	0	0
			Stalking	0	0	0	0
			Kidnapping/Abduction	0	0	0	0
Arrest Overview			Rape	0	0	0	0
Total Arrests	5		Sodomy	0	0	0	0
Adult Arrests	5		Sexual Assault With An Object	0	0	0	0
Juvenile Arrests	0		Fondling	0	0	0	0
Unknown Age	0		Incest	0	0	0	0
Arrests per 100,000 population	245.0		Statutory Rape	0	0	0	0
			Commercial Sex Acts	0	0	0	0
			Involuntary Servitude	0	0	0	0
Average number offenses/incident	1.17		Crimes Against Property				
Domestic Incident Victims			Arson	0	0	0	0
Offense	Reported	Cleared	Bribery	0	0	0	0
Murder and Nonnegligent Manslaughter	0	0	Burglary/Breaking & Entering	1	0	0	0
Aggravated Assault	0	0	Counterfeiting/Forgery	1	0	0	0
Simple Assault	1	1	Destruction/Damage/Vandalism of Property	1	0	0	0
Intimidation	0	0	Embezzlement	0	0	0	0
Stalking	0	0	Extortion/Blackmail	0	0	0	0
Rape	0	0	False Pretenses/Swindle/Confidence Game	0	0	0	0
Sodomy	0	0	Credit Card/Automated Teller Machine Fraud	0	0	0	0
Sexual Assault With An Object	0	0	Impersonation	0	0	0	0
Fondling	0	0	Welfare Fraud	0	0	0	0
Incest	0	0	Wire Fraud	0	0	0	0
Statutory Rape	0	0	Identity Theft	0	0	0	0
Kidnapping/Abduction	0	0	Hacking/Computer Invasion	0	0	0	0
Total	1	1	Robbery	0	0	0	0
Group B Arrests			Pocket-picking	0	0	0	0
Offense	Adult	Juvenile	Purse-snatching	0	0	0	0
Curfew/Loitering/Vagrancy Violations	0	0	Shoplifting	0	0	0	0
Disorderly Conduct	0	0	Theft From Building	0	0	0	0
Driving Under the Influence	2	0	Theft From Coin Operated Machine or Device	0	0	0	0
Family Offenses (Nonviolent)	0	0	Theft From Motor Vehicle	0	0	0	0
Liquor Law Violations	0	0	Theft of Motor Vehicle Parts/Accessories	0	0	0	0
Trespass of Real Property	0	0	All Other Larceny	0	0	0	0
All Other Offenses	1	0	Motor Vehicle Theft	0	0	0	0
Total Group B	3	0	Stolen Property Offenses	0	0	0	0
(*) Offenses are counted using the FBI Units of Count for Crime			Crimes Against Society				
(**) The 'Arrests' column shows arrests made during the selected period, regardless of incident date. Arrest counts may be higher than incident counts.			Drug/Narcotic Violations	2	1	1	0
(***) Negligent Manslaughter now includes the killing of another person associated with driving under the influence, distracted driving (using a cell or smartphone), and reckless driving fatalities.			Drug Equipment Violations	1	0	0	0
			Betting/Wagering	0	0	0	0
			Operating/Promoting/Assisting Gambling	0	0	0	0
			Gambling Equipment Violations	0	0	0	0
			Sports Tampering	0	0	0	0
			Pornography/Obscene Material	0	0	0	0
			Prostitution	0	0	0	0
			Assisting or Promoting Prostitution	0	0	0	0
			Purchasing Prostitution	0	0	0	0
			Weapon Law Violations	0	0	0	0
			Animal Cruelty	0	0	0	0
			Total Group A Offenses	7	2	2	0

Divide County Sheriff's Office – 2022

2022 Population Estimate		2,201	Offenses (*)		Arrests (**)	
Offense Overview			Reported	Cleared	Adult	Juvenile
Offense Total	51		Group A Offenses			
Number Cleared	21		Crimes Against Persons (***)			
Percent Cleared	41.18%		Murder and Nonnegligent Manslaughter	0	0	0
Group A Crimes per 100,000 population	2,317.1		Negligent Manslaughter	0	0	0
			Aggravated Assault	1	0	0
			Simple Assault	9	7	6
			Intimidation	1	0	0
			Stalking	1	0	0
			Kidnapping/Abduction	0	0	0
			Rape	0	0	0
			Sodomy	0	0	0
			Sexual Assault With An Object	0	0	0
			Fondling	0	0	0
			Incest	1	0	0
			Statutory Rape	0	0	0
			Commercial Sex Acts	0	0	0
			Involuntary Servitude	0	0	0
			Crimes Against Property			
			Arson	0	0	0
			Bribery	0	0	0
			Burglary/Breaking & Entering	0	0	0
			Counterfeiting/Forgery	0	0	0
			Destruction/Damage/Vandalism of Property	3	0	0
			Embezzlement	0	0	0
			Extortion/Blackmail	0	0	0
			False Pretenses/Swindle/Confidence Game	2	1	2
			Credit Card/Automated Teller Machine Fraud	0	0	0
			Impersonation	0	0	0
			Welfare Fraud	0	0	0
			Wire Fraud	1	0	0
			Identity Theft	1	0	0
			Hacking/Computer Invasion	2	0	0
			Robbery	0	0	0
			Pocket-picking	0	0	0
			Purse-snatching	0	0	0
			Shoplifting	0	0	0
			Theft From Building	1	0	0
			Theft From Coin Operated Machine or Device	1	0	0
			Theft From Motor Vehicle	0	0	0
			Theft of Motor Vehicle Parts/Accessories	0	0	0
			All Other Larceny	2	0	0
			Motor Vehicle Theft	3	1	1
			Stolen Property Offenses	1	1	2
			Crimes Against Society			
			Drug/Narcotic Violations	9	4	3
			Drug Equipment Violations	10	7	3
			Betting/Wagering	0	0	0
			Operating/Promoting/Assisting Gambling	0	0	0
			Gambling Equipment Violations	0	0	0
			Sports Tampering	0	0	0
			Pornography/Obscene Material	0	0	0
			Prostitution	0	0	0
			Assisting or Promoting Prostitution	0	0	0
			Purchasing Prostitution	0	0	0
			Weapon Law Violations	1	0	0
			Animal Cruelty	1	0	0
			Total Group A Offenses	51	21	17

Domestic Incident Victims		Reported	Cleared
Murder and Nonnegligent Manslaughter	0	0	0
Aggravated Assault	0	0	0
Simple Assault	7	6	6
Intimidation	0	0	0
Stalking	0	0	0
Rape	0	0	0
Sodomy	0	0	0
Sexual Assault With An Object	0	0	0
Fondling	0	0	0
Incest	0	0	0
Statutory Rape	0	0	0
Kidnapping/Abduction	0	0	0
Total	7	6	6

Group B Arrests		
Offense	Adult	Juvenile
Curfew/Loitering/Vagrancy Violations	0	0
Disorderly Conduct	1	0
Driving Under the Influence	11	0
Family Offenses (Nonviolent)	0	0
Liquor Law Violations	1	0
Trespass of Real Property	0	0
All Other Offenses	1	0
Total Group B	14	0

(*) Offenses are counted using the FBI Units of Count for Crime
(**) The 'Arrests' column shows arrests made during the selected period, regardless of incident date. Arrest counts may be higher than incident counts.
(***) Negligent Manslaughter now includes the killing of another person associated with driving under the influence, distracted driving (using a cell or smartphone), and reckless driving fatalities.

Dunn County Sheriff's Office – 2022

2022 Population Estimate		3,117		Offenses (*)		Arrests (**)	
Offense Overview				Reported	Cleared	Adult	Juvenile
Offense Total	112	Group A Offenses					
Number Cleared	65	Crimes Against Persons (***)					
Percent Cleared	58.04%	Murder and Nonnegligent Manslaughter	0	0	0	0	
Group A Crimes per 100,000 population	3,593.2	Negligent Manslaughter	0	0	0	0	
		Aggravated Assault	1	0	0	0	
		Simple Assault	18	12	8	0	
		Intimidation	10	9	3	0	
		Stalking	0	0	0	0	
		Kidnapping/Abduction	0	0	0	0	
		Rape	0	0	0	0	
		Sodomy	0	0	0	0	
		Sexual Assault With An Object	0	0	0	0	
		Fondling	3	0	0	0	
		Incest	0	0	0	0	
		Statutory Rape	0	0	0	0	
		Commercial Sex Acts	0	0	0	0	
		Involuntary Servitude	0	0	0	0	
		Crimes Against Property					
		Arson	0	0	0	0	
		Bribery	0	0	0	0	
		Burglary/Breaking & Entering	4	1	3	0	
		Counterfeiting/Forgery	0	0	0	0	
		Destruction/Damage/Vandalism of Property	2	0	0	0	
		Embezzlement	1	0	0	0	
		Extortion/Blackmail	0	0	0	0	
		False Pretenses/Swindle/Confidence Game	1	0	0	0	
		Credit Card/Automated Teller Machine Fraud	0	0	0	0	
		Impersonation	0	0	0	0	
		Welfare Fraud	0	0	0	0	
		Wire Fraud	0	0	0	0	
		Identity Theft	0	0	0	0	
		Hacking/Computer Invasion	0	0	0	0	
		Robbery	0	0	0	0	
		Pocket-picking	0	0	0	0	
		Purse-snatching	0	0	0	0	
		Shoplifting	0	0	0	0	
		Theft From Building	0	0	0	0	
		Theft From Coin Operated Machine or Device	0	0	0	0	
		Theft From Motor Vehicle	1	0	0	0	
		Theft of Motor Vehicle Parts/Accessories	0	0	0	0	
		All Other Larceny	13	0	0	0	
		Motor Vehicle Theft	4	0	0	0	
		Stolen Property Offenses	0	0	0	0	
		Crimes Against Society					
		Drug/Narcotic Violations	25	18	13	1	
		Drug Equipment Violations	23	19	11	0	
		Betting/Wagering	0	0	0	0	
		Operating/Promoting/Assisting Gambling	0	0	0	0	
		Gambling Equipment Violations	0	0	0	0	
		Sports Tampering	0	0	0	0	
		Pornography/Obscene Material	0	0	0	0	
		Prostitution	0	0	0	0	
		Assisting or Promoting Prostitution	0	0	0	0	
		Purchasing Prostitution	0	0	0	0	
		Weapon Law Violations	6	6	4	0	
		Animal Cruelty	0	0	0	0	
		Total Group A Offenses	112	65	42	1	
Domestic Incident Victims							
Offense	Reported	Cleared					
Murder and Nonnegligent Manslaughter	0	0					
Aggravated Assault	1	0					
Simple Assault	8	7					
Intimidation	1	1					
Stalking	0	0					
Rape	0	0					
Sodomy	0	0					
Sexual Assault With An Object	0	0					
Fondling	0	0					
Incest	0	0					
Statutory Rape	0	0					
Kidnapping/Abduction	0	0					
Total	10	8					
Group B Arrests							
Offense	Adult	Juvenile					
Curfew/Loitering/Vagrancy Violations	0	0					
Disorderly Conduct	2	0					
Driving Under the Influence	52	0					
Family Offenses (Nonviolent)	0	0					
Liquor Law Violations	2	0					
Trespass of Real Property	3	0					
All Other Offenses	59	0					
Total Group B	118	0					

(*) Offenses are counted using the FBI Units of Count for Crime
 (**) The 'Arrests' column shows arrests made during the selected period, regardless of incident date. Arrest counts may be higher than incident counts.
 (***) Negligent Manslaughter now includes the killing of another person associated with driving under the influence, distracted driving (using a cell or smartphone), and reckless driving fatalities.

Eddy County Sheriff's Office – 2022

2022 Population Estimate		2,365	Offenses (*)		Arrests (**)		
Offense Overview			Group A Offenses	Reported	Cleared	Adult	Juvenile
Offense Total	48		Crimes Against Persons (***)				
Number Cleared	9		Murder and Nonnegligent Manslaughter	0	0	0	0
Percent Cleared	18.75%		Negligent Manslaughter	0	0	0	0
Group A Crimes per 100,000 population	2,029.6		Aggravated Assault	2	1	1	0
			Simple Assault	8	4	4	0
			Intimidation	1	1	1	0
			Stalking	0	0	0	0
			Kidnapping/Abduction	0	0	0	0
			Rape	0	0	0	0
			Sodomy	0	0	0	0
			Sexual Assault With An Object	0	0	0	0
			Fondling	0	0	0	0
			Incest	0	0	0	0
			Statutory Rape	0	0	0	0
			Commercial Sex Acts	0	0	0	0
			Involuntary Servitude	0	0	0	0
			Crimes Against Property				
			Arson	1	0	0	0
			Bribery	0	0	0	0
			Burglary/Breaking & Entering	3	1	1	0
			Counterfeiting/Forgery	0	0	0	0
			Destruction/Damage/Vandalism of Property	8	1	0	0
			Embezzlement	0	0	0	0
			Extortion/Blackmail	0	0	0	0
			False Pretenses/Swindle/Confidence Game	0	0	0	0
			Credit Card/Automated Teller Machine Fraud	0	0	0	0
			Impersonation	0	0	0	0
			Welfare Fraud	0	0	0	0
			Wire Fraud	0	0	0	0
			Identity Theft	1	0	0	0
			Hacking/Computer Invasion	0	0	0	0
			Robbery	0	0	0	0
			Pocket-picking	0	0	0	0
			Purse-snatching	0	0	0	0
			Shoplifting	0	0	0	0
			Theft From Building	2	0	0	0
			Theft From Coin Operated Machine or Device	0	0	0	0
			Theft From Motor Vehicle	1	0	0	0
			Theft of Motor Vehicle Parts/Accessories	0	0	0	0
			All Other Larceny	5	0	0	0
			Motor Vehicle Theft	6	0	0	0
			Stolen Property Offenses	1	1	1	0
			Crimes Against Society				
			Drug/Narcotic Violations	5	0	0	0
			Drug Equipment Violations	4	0	0	0
			Betting/Wagering	0	0	0	0
			Operating/Promoting/Assisting Gambling	0	0	0	0
			Gambling Equipment Violations	0	0	0	0
			Sports Tampering	0	0	0	0
			Pornography/Obscene Material	0	0	0	0
			Prostitution	0	0	0	0
			Assisting or Promoting Prostitution	0	0	0	0
			Purchasing Prostitution	0	0	0	0
			Weapon Law Violations	0	0	0	0
			Animal Cruelty	0	0	0	0
			Total Group A Offenses	48	9	8	0

Domestic Incident Victims		Reported	Cleared
Murder and Nonnegligent Manslaughter	0	0	0
Aggravated Assault	1	0	0
Simple Assault	2	2	2
Intimidation	1	1	1
Stalking	0	0	0
Rape	0	0	0
Sodomy	0	0	0
Sexual Assault With An Object	0	0	0
Fondling	0	0	0
Incest	0	0	0
Statutory Rape	0	0	0
Kidnapping/Abduction	0	0	0
Total	4	3	3

Group B Arrests		Adult	Juvenile
Curfew/Loitering/Vagrancy Violations	0	0	0
Disorderly Conduct	0	0	0
Driving Under the Influence	6	0	0
Family Offenses (Nonviolent)	0	0	0
Liquor Law Violations	0	0	0
Trespass of Real Property	0	0	0
All Other Offenses	2	1	1
Total Group B	8	1	1

(*) Offenses are counted using the FBI Units of Count for Crime
 (**) The 'Arrests' column shows arrests made during the selected period, regardless of incident date. Arrest counts may be higher than incident counts.
 (***) Negligent Manslaughter now includes the killing of another person associated with driving under the influence, distracted driving (using a cell or smartphone), and reckless driving fatalities.

Emmons County Sheriff's Office – 2022

2022 Population Estimate		3,294		Offenses (*)		Arrests (**)		
Offense Overview				Group A Offenses	Reported	Cleared	Adult	Juvenile
Offense Total		122		Crimes Against Persons (***)				
Number Cleared		39		Murder and Nonnegligent Manslaughter	0	0	0	0
Percent Cleared		31.97%		Negligent Manslaughter	0	0	0	0
Group A Crimes per 100,000 population		3,703.7		Aggravated Assault	2	1	1	0
Arrest Overview				Simple Assault	5	3	2	0
Total Arrests		35		Intimidation	11	1	1	0
Adult Arrests		33		Stalking	2	1	0	0
Juvenile Arrests		2		Kidnapping/Abduction	0	0	0	0
Unknown Age		0		Rape	0	0	0	0
Arrests per 100,000 population		1,062.5		Sodomy	0	0	0	0
				Sexual Assault With An Object	0	0	0	0
				Fondling	4	3	1	0
				Incest	0	0	0	0
				Statutory Rape	0	0	0	0
				Commercial Sex Acts	0	0	0	0
				Involuntary Servitude	0	0	0	0
Average number offenses/incident				1.27				
Domestic Incident Victims				Crimes Against Property				
Offense	Reported	Cleared		Arson	0	0	0	0
Murder and Nonnegligent Manslaughter	0	0		Bribery	0	0	0	0
Aggravated Assault	0	0		Burglary/Breaking & Entering	9	4	2	0
Simple Assault	1	1		Counterfeiting/Forgery	9	7	7	0
Intimidation	1	0		Destruction/Damage/Vandalism of Property	20	3	0	0
Stalking	0	0		Embezzlement	0	0	0	0
Rape	0	0		Extortion/Blackmail	0	0	0	0
Sodomy	0	0		False Pretenses/Swindle/Confidence Game	0	0	0	0
Sexual Assault With An Object	0	0		Credit Card/Automated Teller Machine Fraud	0	0	0	0
Fondling	0	0		Impersonation	0	0	0	0
Incest	0	0		Welfare Fraud	0	0	0	0
Statutory Rape	0	0		Wire Fraud	2	0	0	0
Kidnapping/Abduction	0	0		Identity Theft	2	0	0	0
Total	2	1		Hacking/Computer Invasion	1	0	0	0
Group B Arrests				Robbery	0	0	0	0
Offense	Adult	Juvenile		Pocket-picking	0	0	0	0
Curfew/Loitering/Vagrancy Violations	0	0		Purse-snatching	0	0	0	0
Disorderly Conduct	0	0		Shoplifting	0	0	0	0
Driving Under the Influence	4	1		Theft From Building	1	0	0	0
Family Offenses (Nonviolent)	0	0		Theft From Coin Operated Machine or Device	0	0	0	0
Liquor Law Violations	2	1		Theft From Motor Vehicle	5	2	0	0
Trespass of Real Property	0	0		Theft of Motor Vehicle Parts/Accessories	0	0	0	0
All Other Offenses	4	0		All Other Larceny	21	1	1	0
Total Group B	10	2		Motor Vehicle Theft	6	2	0	0
				Stolen Property Offenses	3	1	0	0
				Crimes Against Society				
				Drug/Narcotic Violations	9	6	6	0
				Drug Equipment Violations	7	3	2	0
				Betting/Wagering	0	0	0	0
				Operating/Promoting/Assisting Gambling	0	0	0	0
				Gambling Equipment Violations	0	0	0	0
				Sports Tampering	0	0	0	0
				Pornography/Obscene Material	1	1	0	0
				Prostitution	0	0	0	0
				Assisting or Promoting Prostitution	0	0	0	0
				Purchasing Prostitution	0	0	0	0
				Weapon Law Violations	0	0	0	0
				Animal Cruelty	2	0	0	0
				Total Group A Offenses	122	39	23	0

(*) Offenses are counted using the FBI Units of Count for Crime
 (**) The 'Arrests' column shows arrests made during the selected period, regardless of incident date. Arrest counts may be higher than incident counts.
 (***) Negligent Manslaughter now includes the killing of another person associated with driving under the influence, distracted driving (using a cell or smartphone), and reckless driving fatalities.

Foster County Sheriff's Office – 2022

2022 Population Estimate		1,345	Offenses (*)		Arrests (**)		
Offense Overview			Group A Offenses	Reported	Cleared	Adult	Juvenile
Offense Total	12		Crimes Against Persons (***)				
Number Cleared	1		Murder and Nonnegligent Manslaughter	1	1	1	0
Percent Cleared	8.33%		Negligent Manslaughter	0	0	0	0
Group A Crimes per 100,000 population	892.2		Aggravated Assault	0	0	0	0
			Simple Assault	2	0	0	0
			Intimidation	0	0	0	0
			Stalking	2	0	0	0
			Kidnapping/Abduction	0	0	0	0
			Rape	0	0	0	0
			Sodomy	0	0	0	0
			Sexual Assault With An Object	0	0	0	0
			Fondling	0	0	0	0
			Incest	0	0	0	0
			Statutory Rape	0	0	0	0
			Commercial Sex Acts	0	0	0	0
			Involuntary Servitude	0	0	0	0
			Crimes Against Property				
			Arson	0	0	0	0
			Bribery	0	0	0	0
			Burglary/Breaking & Entering	1	0	0	0
			Counterfeiting/Forgery	0	0	0	0
			Destruction/Damage/Vandalism of Property	3	0	0	0
			Embezzlement	0	0	0	0
			Extortion/Blackmail	0	0	0	0
			False Pretenses/Swindle/Confidence Game	0	0	0	0
			Credit Card/Automated Teller Machine Fraud	0	0	0	0
			Impersonation	0	0	0	0
			Welfare Fraud	0	0	0	0
			Wire Fraud	0	0	0	0
			Identity Theft	0	0	0	0
			Hacking/Computer Invasion	0	0	0	0
			Robbery	0	0	0	0
			Pocket-picking	0	0	0	0
			Purse-snatching	0	0	0	0
			Shoplifting	0	0	0	0
			Theft From Building	0	0	0	0
			Theft From Coin Operated Machine or Device	0	0	0	0
			Theft From Motor Vehicle	0	0	0	0
			Theft of Motor Vehicle Parts/Accessories	0	0	0	0
			All Other Larceny	2	0	0	0
			Motor Vehicle Theft	0	0	0	0
			Stolen Property Offenses	0	0	0	0
			Crimes Against Society				
			Drug/Narcotic Violations	0	0	0	0
			Drug Equipment Violations	0	0	0	0
			Betting/Wagering	0	0	0	0
			Operating/Promoting/Assisting Gambling	0	0	0	0
			Gambling Equipment Violations	0	0	0	0
			Sports Tampering	0	0	0	0
			Pornography/Obscene Material	0	0	0	0
			Prostitution	0	0	0	0
			Assisting or Promoting Prostitution	0	0	0	0
			Purchasing Prostitution	0	0	0	0
			Weapon Law Violations	0	0	0	0
			Animal Cruelty	1	0	0	0
			Total Group A Offenses	12	1	1	0

Domestic Incident Victims		Reported	Cleared
Murder and Nonnegligent Manslaughter	0	0	0
Aggravated Assault	0	0	0
Simple Assault	2	0	0
Intimidation	0	0	0
Stalking	0	0	0
Rape	0	0	0
Sodomy	0	0	0
Sexual Assault With An Object	0	0	0
Fondling	0	0	0
Incest	0	0	0
Statutory Rape	0	0	0
Kidnapping/Abduction	0	0	0
Total	2	0	0

Group B Arrests		Adult	Juvenile
Curfew/Loitering/Vagrancy Violations	0	0	0
Disorderly Conduct	0	0	0
Driving Under the Influence	5	0	0
Family Offenses (Nonviolent)	0	0	0
Liquor Law Violations	0	0	0
Trespass of Real Property	0	0	0
All Other Offenses	1	0	0
Total Group B	6	0	0

(*) Offenses are counted using the FBI Units of Count for Crime
 (**) The 'Arrests' column shows arrests made during the selected period, regardless of incident date. Arrest counts may be higher than incident counts.
 (***) Negligent Manslaughter now includes the killing of another person associated with driving under the influence, distracted driving (using a cell or smartphone), and reckless driving fatalities.

Golden Valley County Sheriff's Office – 2022

2022 Population Estimate		1,830	Offenses (*)		Arrests (**)	
Offense Overview			Reported	Cleared	Adult	Juvenile
Offense Total	36		Group A Offenses			
Number Cleared	17		Crimes Against Persons (***)			
Percent Cleared	47.22%		Murder and Nonnegligent Manslaughter	0	0	0
Group A Crimes per 100,000 population	1,967.2		Negligent Manslaughter	0	0	0
			Aggravated Assault	2	1	0
			Simple Assault	11	11	0
			Intimidation	1	0	0
			Stalking	2	0	0
			Kidnapping/Abduction	0	0	0
			Rape	2	1	0
			Sodomy	0	0	0
			Sexual Assault With An Object	0	0	0
			Fondling	1	0	0
			Incest	0	0	0
			Statutory Rape	0	0	0
			Commercial Sex Acts	0	0	0
			Involuntary Servitude	0	0	0
			Crimes Against Property			
			Arson	0	0	0
			Bribery	0	0	0
			Burglary/Breaking & Entering	0	0	0
			Counterfeiting/Forgery	0	0	0
			Destruction/Damage/Vandalism of Property	3	3	0
			Embezzlement	0	0	0
			Extortion/Blackmail	1	0	0
			False Pretenses/Swindle/Confidence Game	2	0	0
			Credit Card/Automated Teller Machine Fraud	0	0	0
			Impersonation	0	0	0
			Welfare Fraud	0	0	0
			Wire Fraud	0	0	0
			Identity Theft	0	0	0
			Hacking/Computer Invasion	0	0	0
			Robbery	0	0	0
			Pocket-picking	0	0	0
			Purse-snatching	0	0	0
			Shoplifting	0	0	0
			Theft From Building	0	0	0
			Theft From Coin Operated Machine or Device	0	0	0
			Theft From Motor Vehicle	0	0	0
			Theft of Motor Vehicle Parts/Accessories	0	0	0
			All Other Larceny	7	0	0
			Motor Vehicle Theft	1	0	0
			Stolen Property Offenses	0	0	0
			Crimes Against Society			
			Drug/Narcotic Violations	2	1	1
			Drug Equipment Violations	0	0	0
			Betting/Wagering	0	0	0
			Operating/Promoting/Assisting Gambling	0	0	0
			Gambling Equipment Violations	0	0	0
			Sports Tampering	0	0	0
			Pornography/Obscene Material	0	0	0
			Prostitution	0	0	0
			Assisting or Promoting Prostitution	0	0	0
			Purchasing Prostitution	0	0	0
			Weapon Law Violations	0	0	0
			Animal Cruelty	1	0	0
			Total Group A Offenses	36	17	1
						11

Domestic Incident Victims			Group B Arrests	
Offense	Reported	Cleared	Adult	Juvenile
Murder and Nonnegligent Manslaughter	0	0	0	0
Aggravated Assault	1	0	0	0
Simple Assault	1	1	0	0
Intimidation	0	0	0	2
Stalking	0	0	6	0
Rape	0	0	0	0
Sodomy	0	0	0	0
Sexual Assault With An Object	0	0	0	0
Fondling	0	0	0	0
Incest	0	0	0	0
Statutory Rape	0	0	0	0
Kidnapping/Abduction	0	0	0	0
Total	2	1	4	2

(*) Offenses are counted using the FBI Units of Count for Crime
(**) The 'Arrests' column shows arrests made during the selected period, regardless of incident date. Arrest counts may be higher than incident counts.
(***) Negligent Manslaughter now includes the killing of another person associated with driving under the influence, distracted driving (using a cell or smartphone), and reckless driving fatalities.

Grand Forks County Sheriff's Office – 2022

2022 Population Estimate		12,002		Offenses (*)		Arrests (**)		
Offense Overview				Group A Offenses	Reported	Cleared	Adult	Juvenile
Offense Total	496			Crimes Against Persons (***)				
Number Cleared	261			Murder and Nonnegligent Manslaughter	0	0	0	0
Percent Cleared	52.62%			Negligent Manslaughter	0	0	0	0
Group A Crimes per 100,000 population	4,132.6			Aggravated Assault	18	10	11	0
				Simple Assault	61	35	29	6
				Intimidation	31	18	4	2
				Stalking	17	2	1	0
				Kidnapping/Abduction	1	1	0	0
Arrest Overview				Rape	4	3	2	0
Total Arrests	437			Sodomy	0	0	0	0
Adult Arrests	402			Sexual Assault With An Object	0	0	0	0
Juvenile Arrests	35			Fondling	5	0	0	0
Unknown Age	0			Incest	0	0	0	0
Arrests per 100,000 population	3,641.1			Statutory Rape	0	0	0	0
				Commercial Sex Acts	0	0	0	0
				Involuntary Servitude	0	0	0	0
Average number offenses/incident				1.33				
Domestic Incident Victims				Crimes Against Property				
Offense	Reported	Cleared		Arson	0	0	0	0
Murder and Nonnegligent Manslaughter	0	0		Bribery	0	0	0	0
Aggravated Assault	5	4		Burglary/Breaking & Entering	20	6	8	0
Simple Assault	17	14		Counterfeiting/Forgery	5	1	1	0
Intimidation	6	4		Destruction/Damage/Vandalism of Property	39	12	4	1
Stalking	3	2		Embezzlement	0	0	0	0
Rape	0	0		Extortion/Blackmail	3	0	0	0
Sodomy	0	0		False Pretenses/Swindle/Confidence Game	43	21	24	1
Sexual Assault With An Object	0	0		Credit Card/Automated Teller Machine Fraud	5	0	0	0
Fondling	2	0		Impersonation	0	0	0	0
Incest	0	0		Welfare Fraud	0	0	0	0
Statutory Rape	0	0		Wire Fraud	1	0	0	0
Kidnapping/Abduction	1	1		Identity Theft	7	0	0	0
Total	34	25		Hacking/Computer Invasion	0	0	0	0
Group B Arrests				Robbery	1	1	1	0
Offense	Adult	Juvenile		Pocket-picking	0	0	0	0
Curfew/Loitering/Vagrancy Violations	0	0		Purse-snatching	0	0	0	0
Disorderly Conduct	8	0		Shoplifting	0	0	0	0
Driving Under the Influence	65	3		Theft From Building	19	3	4	0
Family Offenses (Nonviolent)	5	15		Theft From Coin Operated Machine or Device	0	0	0	0
Liquor Law Violations	8	1		Theft From Motor Vehicle	7	0	0	0
Trespass of Real Property	2	0		Theft of Motor Vehicle Parts/Accessories	0	0	0	0
All Other Offenses	119	1		All Other Larceny	20	3	3	0
Total Group B	207	20		Motor Vehicle Theft	10	3	1	2
				Stolen Property Offenses	7	7	5	0
				Crimes Against Society				
				Drug/Narcotic Violations	75	61	54	2
				Drug Equipment Violations	85	69	38	1
				Betting/Wagering	0	0	0	0
				Operating/Promoting/Assisting Gambling	0	0	0	0
				Gambling Equipment Violations	0	0	0	0
				Sports Tampering	0	0	0	0
				Pornography/Obscene Material	2	1	2	0
				Prostitution	0	0	0	0
				Assisting or Promoting Prostitution	0	0	0	0
				Purchasing Prostitution	0	0	0	0
				Weapon Law Violations	7	4	3	0
				Animal Cruelty	3	0	0	0
				Total Group A Offenses	496	261	195	15

(*) Offenses are counted using the FBI Units of Count for Crime
 (**) The 'Arrests' column shows arrests made during the selected period, regardless of incident date. Arrest counts may be higher than incident counts.
 (***) Negligent Manslaughter now includes the killing of another person associated with driving under the influence, distracted driving (using a cell or smartphone), and reckless driving fatalities.

Grant County Sheriff's Office – 2022

2022 Population Estimate		2,391		Offenses (**)		Arrests (**)		
Offense Overview				Group A Offenses	Reported	Cleared	Adult	Juvenile
Offense Total	9			Crimes Against Persons (***)				
Number Cleared	1			Murder and Nonnegligent Manslaughter	0	0	0	0
Percent Cleared	11.11%			Negligent Manslaughter	0	0	0	0
Group A Crimes per 100,000 population	376.4			Aggravated Assault	0	0	0	0
				Simple Assault	2	1	0	0
				Intimidation	0	0	0	0
				Stalking	0	0	0	0
				Kidnapping/Abduction	0	0	0	0
Arrest Overview				Rape	0	0	0	0
Total Arrests	1			Sodomy	0	0	0	0
Adult Arrests	1			Sexual Assault With An Object	0	0	0	0
Juvenile Arrests	0			Fondling	0	0	0	0
Unknown Age	0			Incest	0	0	0	0
Arrests per 100,000 population	41.8			Statutory Rape	0	0	0	0
				Commercial Sex Acts	0	0	0	0
				Involuntary Servitude	0	0	0	0
Average number offenses/incident	1.00			Crimes Against Property				
Domestic Incident Victims				Arson	0	0	0	0
Offense	Reported	Cleared		Bribery	0	0	0	0
Murder and Nonnegligent Manslaughter	0	0		Burglary/Breaking & Entering	0	0	0	0
Aggravated Assault	0	0		Counterfeiting/Forgery	0	0	0	0
Simple Assault	2	1		Destruction/Damage/Vandalism of Property	1	0	0	0
Intimidation	0	0		Embezzlement	0	0	0	0
Stalking	0	0		Extortion/Blackmail	0	0	0	0
Rape	0	0		False Pretenses/Swindle/Confidence Game	0	0	0	0
Sodomy	0	0		Credit Card/Automated Teller Machine Fraud	0	0	0	0
Sexual Assault With An Object	0	0		Impersonation	0	0	0	0
Fondling	0	0		Welfare Fraud	0	0	0	0
Incest	0	0		Wire Fraud	0	0	0	0
Statutory Rape	0	0		Identity Theft	1	0	0	0
Kidnapping/Abduction	0	0		Hacking/Computer Invasion	0	0	0	0
Total	2	1		Robbery	0	0	0	0
Group B Arrests				Pocket-picking	0	0	0	0
Offense	Adult	Juvenile		Purse-snatching	0	0	0	0
Curfew/Loitering/Vagrancy Violations	0	0		Shoplifting	0	0	0	0
Disorderly Conduct	0	0		Theft From Building	0	0	0	0
Driving Under the Influence	0	0		Theft From Coin Operated Machine or Device	0	0	0	0
Family Offenses (Nonviolent)	0	0		Theft From Motor Vehicle	1	0	0	0
Liquor Law Violations	0	0		Theft of Motor Vehicle Parts/Accessories	0	0	0	0
Trespass of Real Property	0	0		All Other Larceny	2	0	0	0
All Other Offenses	1	0		Motor Vehicle Theft	1	0	0	0
Total Group B	1	0		Stolen Property Offenses	0	0	0	0
				Crimes Against Society				
(*) Offenses are counted using the FBI Units of Count for Crime				Drug/Narcotic Violations	1	0	0	0
(**) The 'Arrests' column shows arrests made during the selected period, regardless of incident date. Arrest counts may be higher than incident counts.				Drug Equipment Violations	0	0	0	0
(***) Negligent Manslaughter now includes the killing of another person associated with driving under the influence, distracted driving (using a cell or smartphone), and reckless driving fatalities.				Betting/Wagering	0	0	0	0
				Operating/Promoting/Assisting Gambling	0	0	0	0
				Gambling Equipment Violations	0	0	0	0
				Sports Tampering	0	0	0	0
				Pornography/Obscene Material	0	0	0	0
				Prostitution	0	0	0	0
				Assisting or Promoting Prostitution	0	0	0	0
				Purchasing Prostitution	0	0	0	0
				Weapon Law Violations	0	0	0	0
				Animal Cruelty	0	0	0	0
				Total Group A Offenses	9	1	0	0

Griggs County Sheriff's Office – 2022

2022 Population Estimate		2,290		Offenses (*)		Arrests (**)		
				Reported	Cleared	Adult	Juvenile	
Offense Overview				Group A Offenses				
Offense Total	29			Crimes Against Persons (***)				
Number Cleared	6			Murder and Nonnegligent Manslaughter	0	0	0	0
Percent Cleared	20.69%			Negligent Manslaughter	0	0	0	0
Group A Crimes per 100,000 population	1,266.4			Aggravated Assault	0	0	0	0
				Simple Assault	7	2	2	0
				Intimidation	1	0	0	0
				Stalking	3	0	0	0
				Kidnapping/Abduction	0	0	0	0
Arrest Overview				Rape	1	0	0	0
Total Arrests	13			Sodomy	0	0	0	0
Adult Arrests	13			Sexual Assault With An Object	0	0	0	0
Juvenile Arrests	0			Fondling	0	0	0	0
Unknown Age	0			Incest	0	0	0	0
Arrests per 100,000 population	567.7			Statutory Rape	0	0	0	0
				Commercial Sex Acts	0	0	0	0
				Involuntary Servitude	0	0	0	0
Average number offenses/incident	1.04			Crimes Against Property				
Domestic Incident Victims				Arson	0	0	0	0
Offense	Reported	Cleared		Bribery	0	0	0	0
Murder and Nonnegligent Manslaughter	0	0		Burglary/Breaking & Entering	2	2	2	0
Aggravated Assault	0	0		Counterfeiting/Forgery	1	0	0	0
Simple Assault	6	1		Destruction/Damage/Vandalism of Property	3	1	0	0
Intimidation	1	0		Embezzlement	0	0	0	0
Stalking	0	0		Extortion/Blackmail	1	0	0	0
Rape	0	0		False Pretenses/Swindle/Confidence Game	0	0	0	0
Sodomy	0	0		Credit Card/Automated Teller Machine Fraud	0	0	0	0
Sexual Assault With An Object	0	0		Impersonation	0	0	0	0
Fondling	0	0		Welfare Fraud	0	0	0	0
Incest	0	0		Wire Fraud	0	0	0	0
Statutory Rape	0	0		Identity Theft	0	0	0	0
Kidnapping/Abduction	0	0		Hacking/Computer Invasion	0	0	0	0
Total	7	1		Robbery	0	0	0	0
Group B Arrests				Pocket-picking	0	0	0	0
Offense	Adult	Juvenile		Purse-snatching	0	0	0	0
Curfew/Loitering/Vagrancy Violations	0	0		Shoplifting	1	0	0	0
Disorderly Conduct	0	0		Theft From Building	0	0	0	0
Driving Under the Influence	4	0		Theft From Coin Operated Machine or Device	0	0	0	0
Family Offenses (Nonviolent)	0	0		Theft From Motor Vehicle	1	0	0	0
Liquor Law Violations	4	0		Theft of Motor Vehicle Parts/Accessories	1	0	0	0
Trespass of Real Property	0	0		All Other Larceny	1	0	0	0
All Other Offenses	1	0		Motor Vehicle Theft	3	0	0	0
Total Group B	9	0		Stolen Property Offenses	0	0	0	0
				Crimes Against Society				
				Drug/Narcotic Violations	2	1	0	0
				Drug Equipment Violations	0	0	0	0
				Betting/Wagering	0	0	0	0
				Operating/Promoting/Assisting Gambling	0	0	0	0
				Gambling Equipment Violations	0	0	0	0
				Sports Tampering	0	0	0	0
				Pornography/Obscene Material	0	0	0	0
				Prostitution	0	0	0	0
				Assisting or Promoting Prostitution	0	0	0	0
				Purchasing Prostitution	0	0	0	0
				Weapon Law Violations	0	0	0	0
				Animal Cruelty	1	0	0	0
				Total Group A Offenses	29	6	4	0

(*) Offenses are counted using the FBI Units of Count for Crime
 (**) The 'Arrests' column shows arrests made during the selected period, regardless of incident date. Arrest counts may be higher than incident counts.
 (***) Negligent Manslaughter now includes the killing of another person associated with driving under the influence, distracted driving (using a cell or smartphone), and reckless driving fatalities.

Hettinger County Sheriff's Office – 2022

2022 Population Estimate		2,412		Offenses (*)		Arrests (**)	
Offense Overview				Reported	Cleared	Adult	Juvenile
Offense Total	49	Group A Offenses					
Number Cleared	11	Crimes Against Persons (***)					
Percent Cleared	22.45%	Murder and Nonnegligent Manslaughter		0	0	0	0
Group A Crimes per 100,000 population	2,031.5	Negligent Manslaughter		0	0	0	0
		Aggravated Assault		2	0	0	0
		Simple Assault		8	1	1	0
		Intimidation		0	0	0	0
		Stalking		2	0	0	0
		Kidnapping/Abduction		0	0	0	0
		Rape		2	0	0	0
		Sodomy		0	0	0	0
		Sexual Assault With An Object		0	0	0	0
		Fondling		2	0	0	0
		Incest		0	0	0	0
		Statutory Rape		0	0	0	0
		Commercial Sex Acts		0	0	0	0
		Involuntary Servitude		0	0	0	0
		Crimes Against Property					
		Arson		0	0	0	0
		Bribery		0	0	0	0
		Burglary/Breaking & Entering		4	0	0	0
		Counterfeiting/Forgery		0	0	0	0
		Destruction/Damage/Vandalism of Property		4	0	0	0
		Embezzlement		0	0	0	0
		Extortion/Blackmail		0	0	0	0
		False Pretenses/Swindle/Confidence Game		3	2	2	0
		Credit Card/Automated Teller Machine Fraud		1	0	0	0
		Impersonation		1	0	0	0
		Welfare Fraud		0	0	0	0
		Wire Fraud		3	0	0	0
		Identity Theft		1	0	0	0
		Hacking/Computer Invasion		0	0	0	0
		Robbery		0	0	0	0
		Pocket-picking		0	0	0	0
		Purse-snatching		0	0	0	0
		Shoplifting		0	0	0	0
		Theft From Building		0	0	0	0
		Theft From Coin Operated Machine or Device		0	0	0	0
		Theft From Motor Vehicle		0	0	0	0
		Theft of Motor Vehicle Parts/Accessories		0	0	0	0
		All Other Larceny		3	0	0	0
		Motor Vehicle Theft		0	0	0	0
		Stolen Property Offenses		1	1	1	0
		Crimes Against Society					
		Drug/Narcotic Violations		6	3	1	0
		Drug Equipment Violations		6	4	2	0
		Betting/Wagering		0	0	0	0
		Operating/Promoting/Assisting Gambling		0	0	0	0
		Gambling Equipment Violations		0	0	0	0
		Sports Tampering		0	0	0	0
		Pornography/Obscene Material		0	0	0	0
		Prostitution		0	0	0	0
		Assisting or Promoting Prostitution		0	0	0	0
		Purchasing Prostitution		0	0	0	0
		Weapon Law Violations		0	0	0	0
		Animal Cruelty		0	0	0	0
		Total Group A Offenses		49	11	7	0

Domestic Incident Victims		
Offense	Reported	Cleared
Murder and Nonnegligent Manslaughter	0	0
Aggravated Assault	0	0
Simple Assault	3	1
Intimidation	0	0
Stalking	2	0
Rape	1	0
Sodomy	0	0
Sexual Assault With An Object	0	0
Fondling	1	0
Incest	0	0
Statutory Rape	0	0
Kidnapping/Abduction	0	0
Total	7	1

Group B Arrests		
Offense	Adult	Juvenile
Curfew/Loitering/Vagrancy Violations	0	0
Disorderly Conduct	1	0
Driving Under the Influence	9	0
Family Offenses (Nonviolent)	0	0
Liquor Law Violations	0	0
Trespass of Real Property	0	0
All Other Offenses	0	0
Total Group B	10	0

(*) Offenses are counted using the FBI Units of Count for Crime
(**) The 'Arrests' column shows arrests made during the selected period, regardless of incident date. Arrest counts may be higher than incident counts.
(***) Negligent Manslaughter now includes the killing of another person associated with driving under the influence, distracted driving (using a cell or smartphone), and reckless driving fatalities.

Kidder County Sheriff's Office – 2022

2022 Population Estimate		1,721		Offenses (*)		Arrests (**)		
Offense Overview				Group A Offenses	Reported	Cleared	Adult	Juvenile
Offense Total	19			Crimes Against Persons (***)				
Number Cleared	2			Murder and Nonnegligent Manslaughter	0	0	0	0
Percent Cleared	10.53%			Negligent Manslaughter	0	0	0	0
Group A Crimes per 100,000 population	1,104.0			Aggravated Assault	0	0	0	0
				Simple Assault	2	1	1	0
				Intimidation	2	0	0	0
				Stalking	0	0	0	0
				Kidnapping/Abduction	0	0	0	0
Arrest Overview				Rape	0	0	0	0
Total Arrests	7			Sodomy	0	0	0	0
Adult Arrests	7			Sexual Assault With An Object	0	0	0	0
Juvenile Arrests	0			Fondling	1	0	0	0
Unknown Age	0			Incest	0	0	0	0
Arrests per 100,000 population	406.7			Statutory Rape	0	0	0	0
				Commercial Sex Acts	0	0	0	0
				Involuntary Servitude	0	0	0	0
Average number offenses/incident	1.00			Crimes Against Property				
Domestic Incident Victims				Arson	0	0	0	0
Offense	Reported	Cleared		Bribery	0	0	0	0
Murder and Nonnegligent Manslaughter	0	0		Burglary/Breaking & Entering	0	0	0	0
Aggravated Assault	0	0		Counterfeiting/Forgery	1	0	0	0
Simple Assault	2	1		Destruction/Damage/Vandalism of Property	4	1	1	0
Intimidation	0	0		Embezzlement	0	0	0	0
Stalking	0	0		Extortion/Blackmail	0	0	0	0
Rape	0	0		False Pretenses/Swindle/Confidence Game	2	0	0	0
Sodomy	0	0		Credit Card/Automated Teller Machine Fraud	0	0	0	0
Sexual Assault With An Object	0	0		Impersonation	0	0	0	0
Fondling	0	0		Welfare Fraud	0	0	0	0
Incest	0	0		Wire Fraud	1	0	0	0
Statutory Rape	0	0		Identity Theft	1	0	0	0
Kidnapping/Abduction	0	0		Hacking/Computer Invasion	0	0	0	0
Total	2	1		Robbery	0	0	0	0
Group B Arrests				Pocket-picking	0	0	0	0
Offense	Adult	Juvenile		Purse-snatching	0	0	0	0
Curfew/Loitering/Vagrancy Violations	0	0		Shoplifting	0	0	0	0
Disorderly Conduct	0	0		Theft From Building	0	0	0	0
Driving Under the Influence	0	0		Theft From Coin Operated Machine or Device	0	0	0	0
Family Offenses (Nonviolent)	0	0		Theft From Motor Vehicle	0	0	0	0
Liquor Law Violations	0	0		Theft of Motor Vehicle Parts/Accessories	0	0	0	0
Trespass of Real Property	5	0		All Other Larceny	3	0	0	0
All Other Offenses	0	0		Motor Vehicle Theft	1	0	0	0
Total Group B	5	0		Stolen Property Offenses	0	0	0	0
				Crimes Against Society				
				Drug/Narcotic Violations	1	0	0	0
				Drug Equipment Violations	0	0	0	0
				Betting/Wagering	0	0	0	0
				Operating/Promoting/Assisting Gambling	0	0	0	0
				Gambling Equipment Violations	0	0	0	0
				Sports Tampering	0	0	0	0
				Pornography/Obscene Material	0	0	0	0
				Prostitution	0	0	0	0
				Assisting or Promoting Prostitution	0	0	0	0
				Purchasing Prostitution	0	0	0	0
				Weapon Law Violations	0	0	0	0
				Animal Cruelty	0	0	0	0
				Total Group A Offenses	19	2	2	0

(*) Offenses are counted using the FBI Units of Count for Crime
 (**) The 'Arrests' column shows arrests made during the selected period, regardless of incident date. Arrest counts may be higher than incident counts.
 (***) Negligent Manslaughter now includes the killing of another person associated with driving under the influence, distracted driving (using a cell or smartphone), and reckless driving fatalities.

LaMoure County Sheriff's Office – 2022

2022 Population Estimate		3,332		Offenses (*)		Arrests (**)	
Offense Overview				Reported	Cleared	Adult	Juvenile
Group A Offenses							
Crimes Against Persons (***)							
Offense Total	21	Murder and Nonnegligent Manslaughter		0	0	0	0
Number Cleared	4	Negligent Manslaughter		0	0	0	0
Percent Cleared	19.05%	Aggravated Assault		1	1	1	0
Group A Crimes per 100,000 population	630.3	Simple Assault		4	3	1	1
		Intimidation		0	0	0	0
		Stalking		3	0	0	0
		Kidnapping/Abduction		1	0	0	0
Arrest Overview		Rape		0	0	0	0
Total Arrests	6	Sodomy		0	0	0	0
Adult Arrests	5	Sexual Assault With An Object		0	0	0	0
Juvenile Arrests	1	Fondling		0	0	0	0
Unknown Age	0	Incest		0	0	0	0
Arrests per 100,000 population	180.1	Statutory Rape		0	0	0	0
		Commercial Sex Acts		0	0	0	0
		Involuntary Servitude		0	0	0	0
Average number offenses/incident	1.05						
Domestic Incident Victims				Crimes Against Property			
Offense	Reported	Cleared		Arson	0	0	0
Murder and Nonnegligent Manslaughter	0	0		Bribery	0	0	0
Aggravated Assault	1	1		Burglary/Breaking & Entering	0	0	0
Simple Assault	4	3		Counterfeiting/Forgery	0	0	0
Intimidation	0	0		Destruction/Damage/Vandalism of Property	4	0	0
Stalking	0	0		Embezzlement	0	0	0
Rape	0	0		Extortion/Blackmail	0	0	0
Sodomy	0	0		False Pretenses/Swindle/Confidence Game	0	0	0
Sexual Assault With An Object	0	0		Credit Card/Automated Teller Machine Fraud	0	0	0
Fondling	0	0		Impersonation	0	0	0
Incest	0	0		Welfare Fraud	0	0	0
Statutory Rape	0	0		Wire Fraud	0	0	0
Kidnapping/Abduction	0	0		Identity Theft	0	0	0
Total	5	4		Hacking/Computer Invasion	0	0	0
				Robbery	0	0	0
Group B Arrests				Pocket-picking	0	0	0
Offense	Adult	Juvenile		Purse-snatching	0	0	0
Curfew/Loitering/Vagrancy Violations	0	0		Shoplifting	0	0	0
Disorderly Conduct	0	0		Theft From Building	0	0	0
Driving Under the Influence	2	0		Theft From Coin Operated Machine or Device	0	0	0
Family Offenses (Nonviolent)	0	0		Theft From Motor Vehicle	0	0	0
Liquor Law Violations	1	0		Theft of Motor Vehicle Parts/Accessories	0	0	0
Trespass of Real Property	0	0		All Other Larceny	1	0	0
All Other Offenses	0	0		Motor Vehicle Theft	3	0	0
Total Group B	3	0		Stolen Property Offenses	0	0	0
				Crimes Against Society			
				Drug/Narcotic Violations	0	0	0
				Drug Equipment Violations	1	0	0
				Betting/Wagering	0	0	0
				Operating/Promoting/Assisting Gambling	0	0	0
				Gambling Equipment Violations	0	0	0
				Sports Tampering	0	0	0
				Pornography/Obscene Material	1	0	0
				Prostitution	0	0	0
				Assisting or Promoting Prostitution	0	0	0
				Purchasing Prostitution	0	0	0
				Weapon Law Violations	1	0	0
				Animal Cruelty	1	0	0
				Total Group A Offenses	21	4	2
							1

(*) Offenses are counted using the FBI Units of Count for Crime
 (**) The 'Arrests' column shows arrests made during the selected period, regardless of incident date. Arrest counts may be higher than incident counts.
 (***) Negligent Manslaughter now includes the killing of another person associated with driving under the influence, distracted driving (using a cell or smartphone), and reckless driving fatalities.

Logan County Sheriff's Office – 2022

2022 Population Estimate		1,149	Offenses (**)		Arrests (**)	
Offense Overview			Reported	Cleared	Adult	Juvenile
Group A Offenses						
Crimes Against Persons (***)						
Offense Total	7		0	0	0	0
Number Cleared	3		0	0	0	0
Percent Cleared	42.86%		0	0	0	0
Group A Crimes per 100,000 population	609.2		1	1	1	0
Murder and Nonnegligent Manslaughter			0	0	0	0
Negligent Manslaughter			0	0	0	0
Aggravated Assault			0	0	0	0
Simple Assault			1	1	1	0
Intimidation			0	0	0	0
Stalking			0	0	0	0
Kidnapping/Abduction			0	0	0	0
Rape			0	0	0	0
Sodomy			0	0	0	0
Sexual Assault With An Object			0	0	0	0
Fondling			0	0	0	0
Incest			0	0	0	0
Statutory Rape			0	0	0	0
Commercial Sex Acts			0	0	0	0
Involuntary Servitude			0	0	0	0
Crimes Against Property						
Arson			0	0	0	0
Bribery			0	0	0	0
Burglary/Breaking & Entering			0	0	0	0
Counterfeiting/Forgery			0	0	0	0
Destruction/Damage/Vandalism of Property			0	0	0	0
Embezzlement			0	0	0	0
Extortion/Blackmail			0	0	0	0
False Pretenses/Swindle/Confidence Game			0	0	0	0
Credit Card/Automated Teller Machine Fraud			0	0	0	0
Impersonation			0	0	0	0
Welfare Fraud			0	0	0	0
Wire Fraud			0	0	0	0
Identity Theft			0	0	0	0
Hacking/Computer Invasion			0	0	0	0
Robbery			0	0	0	0
Pocket-picking			0	0	0	0
Purse-snatching			0	0	0	0
Shoplifting			0	0	0	0
Theft From Building			1	0	0	0
Theft From Coin Operated Machine or Device			0	0	0	0
Theft From Motor Vehicle			0	0	0	0
Theft of Motor Vehicle Parts/Accessories			0	0	0	0
All Other Larceny			2	1	1	0
Motor Vehicle Theft			0	0	0	0
Stolen Property Offenses			0	0	0	0
Crimes Against Society						
Drug/Narcotic Violations			2	1	1	0
Drug Equipment Violations			1	0	0	0
Betting/Wagering			0	0	0	0
Operating/Promoting/Assisting Gambling			0	0	0	0
Gambling Equipment Violations			0	0	0	0
Sports Tampering			0	0	0	0
Pornography/Obscene Material			0	0	0	0
Prostitution			0	0	0	0
Assisting or Promoting Prostitution			0	0	0	0
Purchasing Prostitution			0	0	0	0
Weapon Law Violations			0	0	0	0
Animal Cruelty			0	0	0	0
Total Group A Offenses			7	3	3	0
Domestic Incident Victims						
Offense	Reported	Cleared				
Murder and Nonnegligent Manslaughter	0	0				
Aggravated Assault	0	0				
Simple Assault	1	1				
Intimidation	0	0				
Stalking	0	0				
Rape	0	0				
Sodomy	0	0				
Sexual Assault With An Object	0	0				
Fondling	0	0				
Incest	0	0				
Statutory Rape	0	0				
Kidnapping/Abduction	0	0				
Total	1	1				
Group B Arrests						
Offense	Adult	Juvenile				
Curfew/Loitering/Vagrancy Violations	0	0				
Disorderly Conduct	0	0				
Driving Under the Influence	1	0				
Family Offenses (Nonviolent)	0	0				
Liquor Law Violations	0	0				
Trespass of Real Property	0	0				
All Other Offenses	3	0				
Total Group B	4	0				

(*) Offenses are counted using the FBI Units of Count for Crime
 (**) The 'Arrests' column shows arrests made during the selected period, regardless of incident date. Arrest counts may be higher than incident counts.
 (***) Negligent Manslaughter now includes the killing of another person associated with driving under the influence, distracted driving (using a cell or smartphone), and reckless driving fatalities.

McHenry County Sheriff's Office – 2022

2022 Population Estimate		5,231		Offenses (*)		Arrests (**)	
Offense Overview				Reported	Cleared	Adult	Juvenile
Offense Total	172	Group A Offenses					
Number Cleared	78	Crimes Against Persons (***)					
Percent Cleared	45.35%	Murder and Nonnegligent Manslaughter		0	0	0	0
Group A Crimes per 100,000 population	3,288.1	Negligent Manslaughter		0	0	1	0
		Aggravated Assault		6	3	2	0
		Simple Assault		23	11	7	2
		Intimidation		13	10	6	1
		Stalking		6	0	0	0
		Kidnapping/Abduction		0	0	0	0
Arrest Overview		Rape		3	0	0	0
Total Arrests	101	Sodomy		0	0	0	0
Adult Arrests	88	Sexual Assault With An Object		0	0	0	0
Juvenile Arrests	13	Fondling		1	0	0	0
Unknown Age	0	Incest		0	0	0	0
Arrests per 100,000 population	1,930.8	Statutory Rape		0	0	0	0
		Commercial Sex Acts		0	0	0	0
		Involuntary Servitude		0	0	0	0
Average number offenses/incident	1.37	Crimes Against Property					
Domestic Incident Victims		Arson		1	1	1	0
Offense	Reported	Cleared		Bribery			
Murder and Nonnegligent Manslaughter	0	0		Burglary/Breaking & Entering	15	4	5
Aggravated Assault	3	1		Counterfeiting/Forgery	3	0	0
Simple Assault	15	10		Destruction/Damage/Vandalism of Property	18	4	0
Intimidation	8	7		Embezzlement	0	0	0
Stalking	2	0		Extortion/Blackmail	0	0	0
Rape	2	0		False Pretenses/Swindle/Confidence Game	7	3	3
Sodomy	0	0		Credit Card/Automated Teller Machine Fraud	0	0	0
Sexual Assault With An Object	0	0		Impersonation	0	0	0
Fondling	1	0		Welfare Fraud	0	0	0
Incest	0	0		Wire Fraud	1	0	0
Statutory Rape	0	0		Identity Theft	2	0	0
Kidnapping/Abduction	0	0		Hacking/Computer Invasion	0	0	0
Total	31	18		Robbery	0	0	0
Group B Arrests				Pocket-picking	0	0	0
Offense	Adult	Juvenile		Purse-snatching	0	0	0
Curfew/Loitering/Vagrancy Violations	0	0		Shoplifting	3	0	0
Disorderly Conduct	0	1		Theft From Building	1	0	0
Driving Under the Influence	20	0		Theft From Coin Operated Machine or Device	0	0	0
Family Offenses (Nonviolent)	0	3		Theft From Motor Vehicle	2	0	0
Liquor Law Violations	5	0		Theft of Motor Vehicle Parts/Accessories	0	0	0
Trespass of Real Property	1	0		All Other Larceny	10	0	0
All Other Offenses	6	0		Motor Vehicle Theft	7	3	2
Total Group B	32	4		Stolen Property Offenses	6	3	1
				Crimes Against Society			
				Drug/Narcotic Violations	20	16	14
				Drug Equipment Violations	17	15	10
				Betting/Wagering	0	0	0
				Operating/Promoting/Assisting Gambling	0	0	0
				Gambling Equipment Violations	0	0	0
				Sports Tampering	0	0	0
				Pornography/Obscene Material	0	0	0
				Prostitution	0	0	0
				Assisting or Promoting Prostitution	0	0	0
				Purchasing Prostitution	0	0	0
				Weapon Law Violations	5	4	4
				Animal Cruelty	2	1	0
				Total Group A Offenses	172	78	56
							9

(*) Offenses are counted using the FBI Units of Count for Crime
 (**) The 'Arrests' column shows arrests made during the selected period, regardless of incident date. Arrest counts may be higher than incident counts.
 (***) Negligent Manslaughter now includes the killing of another person associated with driving under the influence, distracted driving (using a cell or smartphone), and reckless driving fatalities.

McIntosh County Sheriff's Office – 2022

2022 Population Estimate		1,688		Offenses (*)		Arrests (**)		
Offense Overview				Group A Offenses	Reported	Cleared	Adult	Juvenile
Offense Total	45			Crimes Against Persons (***)				
Number Cleared	13			Murder and Nonnegligent Manslaughter	0	0	0	0
Percent Cleared	28.89%			Negligent Manslaughter	0	0	0	0
Group A Crimes per 100,000 population	2,665.9			Aggravated Assault	1	1	1	0
				Simple Assault	6	2	2	0
				Intimidation	2	1	0	0
				Stalking	1	0	0	0
				Kidnapping/Abduction	0	0	0	0
Arrest Overview				Rape	0	0	0	0
Total Arrests	31			Sodomy	0	0	0	0
Adult Arrests	30			Sexual Assault With An Object	0	0	0	0
Juvenile Arrests	1			Fondling	1	1	1	0
Unknown Age	0			Incest	0	0	0	0
Arrests per 100,000 population	1,836.5			Statutory Rape	0	0	0	0
				Commercial Sex Acts	0	0	0	0
				Involuntary Servitude	0	0	0	0
Average number offenses/incident	1.02			Crimes Against Property				
Domestic Incident Victims				Arson	0	0	0	0
Offense	Reported	Cleared		Bribery	0	0	0	0
Murder and Nonnegligent Manslaughter	0	0		Burglary/Breaking & Entering	3	0	0	0
Aggravated Assault	1	1		Counterfeiting/Forgery	0	0	0	0
Simple Assault	5	1		Destruction/Damage/Vandalism of Property	4	0	0	0
Intimidation	0	0		Embezzlement	0	0	0	0
Stalking	0	0		Extortion/Blackmail	0	0	0	0
Rape	0	0		False Pretenses/Swindle/Confidence Game	5	1	1	0
Sodomy	0	0		Credit Card/Automated Teller Machine Fraud	0	0	0	0
Sexual Assault With An Object	0	0		Impersonation	0	0	0	0
Fondling	0	0		Welfare Fraud	0	0	0	0
Incest	0	0		Wire Fraud	0	0	0	0
Statutory Rape	0	0		Identity Theft	0	0	0	0
Kidnapping/Abduction	0	0		Hacking/Computer Invasion	0	0	0	0
Total	6	2		Robbery	0	0	0	0
Group B Arrests				Pocket-picking	0	0	0	0
Offense	Adult	Juvenile		Purse-snatching	0	0	0	0
Curfew/Loitering/Vagrancy Violations	0	0		Shoplifting	1	1	1	0
Disorderly Conduct	2	0		Theft From Building	1	0	1	0
Driving Under the Influence	5	0		Theft From Coin Operated Machine or Device	0	0	0	0
Family Offenses (Nonviolent)	0	0		Theft From Motor Vehicle	1	0	0	0
Liquor Law Violations	1	0		Theft of Motor Vehicle Parts/Accessories	0	0	0	0
Trespass of Real Property	0	0		All Other Larceny	11	1	1	0
All Other Offenses	7	1		Motor Vehicle Theft	1	0	0	0
Total Group B	15	1		Stolen Property Offenses	1	0	0	0
				Crimes Against Society				
				Drug/Narcotic Violations	2	2	2	0
				Drug Equipment Violations	0	0	0	0
				Betting/Wagering	0	0	0	0
				Operating/Promoting/Assisting Gambling	0	0	0	0
				Gambling Equipment Violations	0	0	0	0
				Sports Tampering	0	0	0	0
				Pornography/Obscene Material	0	0	0	0
				Prostitution	0	0	0	0
				Assisting or Promoting Prostitution	0	0	0	0
				Purchasing Prostitution	0	0	0	0
				Weapon Law Violations	0	0	0	0
				Animal Cruelty	4	3	5	0
				Total Group A Offenses	45	13	15	0

(*) Offenses are counted using the FBI Units of Count for Crime
 (**) The 'Arrests' column shows arrests made during the selected period, regardless of incident date. Arrest counts may be higher than incident counts.
 (***) Negligent Manslaughter now includes the killing of another person associated with driving under the influence, distracted driving (using a cell or smartphone), and reckless driving fatalities.

McKenzie County Sheriff's Office – 2022

2022 Population Estimate		7,574		Offenses (*)		Arrests (**)	
Offense Overview				Reported	Cleared	Adult	Juvenile
Offense Total	391	Group A Offenses					
Number Cleared	154	Crimes Against Persons (***)					
Percent Cleared	39.39%	Murder and Nonnegligent Manslaughter	0	0	0	0	
Group A Crimes per 100,000 population	5,162.4	Negligent Manslaughter	0	0	0	0	
		Aggravated Assault	14	8	7	0	
		Simple Assault	39	21	16	0	
		Intimidation	19	8	6	0	
		Stalking	0	0	0	0	
		Kidnapping/Abduction	2	0	0	0	
		Rape	2	0	0	0	
		Sodomy	1	0	0	0	
		Sexual Assault With An Object	0	0	0	0	
		Fondling	6	3	1	0	
		Incest	0	0	0	0	
		Statutory Rape	0	0	0	0	
		Commercial Sex Acts	0	0	0	0	
		Involuntary Servitude	0	0	0	0	
		Crimes Against Property					
		Arson	1	1	1	0	
		Bribery	0	0	0	0	
		Burglary/Breaking & Entering	5	2	0	0	
		Counterfeiting/Forgery	3	2	2	0	
		Destruction/Damage/Vandalism of Property	28	5	1	0	
		Embezzlement	1	0	0	0	
		Extortion/Blackmail	0	0	0	0	
		False Pretenses/Swindle/Confidence Game	15	0	0	0	
		Credit Card/Automated Teller Machine Fraud	0	0	0	0	
		Impersonation	3	0	0	0	
		Welfare Fraud	0	0	0	0	
		Wire Fraud	1	0	0	0	
		Identity Theft	0	0	0	0	
		Hacking/Computer Invasion	0	0	0	0	
		Robbery	0	0	0	0	
		Pocket-picking	0	0	0	0	
		Purse-snatching	0	0	0	0	
		Shoplifting	0	0	0	0	
		Theft From Building	2	1	0	0	
		Theft From Coin Operated Machine or Device	0	0	0	0	
		Theft From Motor Vehicle	3	1	0	1	
		Theft of Motor Vehicle Parts/Accessories	0	0	0	0	
		All Other Larceny	58	1	0	1	
		Motor Vehicle Theft	21	5	3	0	
		Stolen Property Offenses	5	1	0	0	
		Crimes Against Society					
		Drug/Narcotic Violations	77	41	37	1	
		Drug Equipment Violations	79	48	22	0	
		Betting/Wagering	0	0	0	0	
		Operating/Promoting/Assisting Gambling	0	0	0	0	
		Gambling Equipment Violations	0	0	0	0	
		Sports Tampering	0	0	0	0	
		Pornography/Obscene Material	0	0	0	0	
		Prostitution	0	0	0	0	
		Assisting or Promoting Prostitution	0	0	0	0	
		Purchasing Prostitution	0	0	0	0	
		Weapon Law Violations	6	6	2	0	
		Animal Cruelty	0	0	0	0	
		Total Group A Offenses	391	154	98	3	

Domestic Incident Victims		Reported	Cleared
Offense			
Murder and Nonnegligent Manslaughter	0	0	
Aggravated Assault	6	5	
Simple Assault	28	15	
Intimidation	5	3	
Stalking	0	0	
Rape	1	0	
Sodomy	1	0	
Sexual Assault With An Object	0	0	
Fondling	1	1	
Incest	0	0	
Statutory Rape	0	0	
Kidnapping/Abduction	0	0	
Total	42	24	

Group B Arrests		Adult	Juvenile
Offense			
Curfew/Loitering/Vagrancy Violations	0	0	
Disorderly Conduct	5	0	
Driving Under the Influence	151	2	
Family Offenses (Nonviolent)	0	0	
Liquor Law Violations	5	1	
Trespass of Real Property	3	0	
All Other Offenses	24	0	
Total Group B	188	3	

(*) Offenses are counted using the FBI Units of Count for Crime
(**) The 'Arrests' column shows arrests made during the selected period, regardless of incident date. Arrest counts may be higher than incident counts.
(***) Negligent Manslaughter now includes the killing of another person associated with driving under the influence, distracted driving (using a cell or smartphone), and reckless driving fatalities.

McLean County Sheriff's Office – 2022

2022 Population Estimate		8,510		Offenses (*)		Arrests (**)	
Offense Overview				Reported	Cleared	Adult	Juvenile
Offense Total	354	Group A Offenses					
Number Cleared	203	Crimes Against Persons (***)					
Percent Cleared	57.34%	Murder and Nonnegligent Manslaughter		0	0	0	0
Group A Crimes per 100,000 population	4,159.8	Negligent Manslaughter		0	0	0	0
		Aggravated Assault		8	3	2	0
		Simple Assault		25	12	10	1
		Intimidation		8	4	3	0
		Stalking		18	4	1	2
		Kidnapping/Abduction		2	2	0	0
		Rape		0	0	0	0
		Sodomy		0	0	0	0
		Sexual Assault With An Object		0	0	0	0
		Fondling		4	1	1	0
		Incest		0	0	0	0
		Statutory Rape		7	5	1	0
		Commercial Sex Acts		0	0	0	0
		Involuntary Servitude		0	0	0	0
		Crimes Against Property					
		Arson		0	0	0	0
		Bribery		0	0	0	0
		Burglary/Breaking & Entering		13	3	4	0
		Counterfeiting/Forgery		2	0	0	0
		Destruction/Damage/Vandalism of Property		26	6	3	3
		Embezzlement		1	1	1	0
		Extortion/Blackmail		1	0	0	0
		False Pretenses/Swindle/Confidence Game		16	9	11	0
		Credit Card/Automated Teller Machine Fraud		2	0	0	0
		Impersonation		0	0	0	0
		Welfare Fraud		0	0	0	0
		Wire Fraud		0	0	0	0
		Identity Theft		3	0	0	0
		Hacking/Computer Invasion		1	0	0	0
		Robbery		1	0	0	0
		Pocket-picking		0	0	0	0
		Purse-snatching		0	0	0	0
		Shoplifting		1	1	1	0
		Theft From Building		7	2	2	0
		Theft From Coin Operated Machine or Device		0	0	0	0
		Theft From Motor Vehicle		0	0	0	0
		Theft of Motor Vehicle Parts/Accessories		1	0	0	0
		All Other Larceny		39	10	9	2
		Motor Vehicle Theft		12	5	4	1
		Stolen Property Offenses		5	3	0	0
		Crimes Against Society					
		Drug/Narcotic Violations		72	62	53	2
		Drug Equipment Violations		74	67	43	0
		Betting/Wagering		0	0	0	0
		Operating/Promoting/Assisting Gambling		0	0	0	0
		Gambling Equipment Violations		0	0	0	0
		Sports Tampering		0	0	0	0
		Pornography/Obscene Material		0	0	0	0
		Prostitution		0	0	0	0
		Assisting or Promoting Prostitution		0	0	0	0
		Purchasing Prostitution		0	0	0	0
		Weapon Law Violations		2	2	1	0
		Animal Cruelty		3	1	1	0
		Total Group A Offenses		354	203	151	11

Domestic Incident Victims			
Offense	Reported	Cleared	
Murder and Nonnegligent Manslaughter	0	0	
Aggravated Assault	3	2	
Simple Assault	16	10	
Intimidation	3	3	
Stalking	5	0	
Rape	0	0	
Sodomy	0	0	
Sexual Assault With An Object	0	0	
Fondling	0	0	
Incest	0	0	
Statutory Rape	1	1	
Kidnapping/Abduction	0	0	
Total	28	16	

Group B Arrests		
Offense	Adult	Juvenile
Curfew/Loitering/Vagrancy Violations	0	0
Disorderly Conduct	13	4
Driving Under the Influence	48	1
Family Offenses (Nonviolent)	3	1
Liquor Law Violations	12	7
Trespass of Real Property	2	0
All Other Offenses	15	0
Total Group B	93	13

(*) Offenses are counted using the FBI Units of Count for Crime
 (**) The 'Arrests' column shows arrests made during the selected period, regardless of incident date. Arrest counts may be higher than incident counts.
 (***) Negligent Manslaughter now includes the killing of another person associated with driving under the influence, distracted driving (using a cell or smartphone), and reckless driving fatalities.

Mercer County Sheriff's Office – 2022

2022 Population Estimate		3,100		Offenses (*)		Arrests (**)		
Offense Overview				Group A Offenses	Reported	Cleared	Adult	Juvenile
Offense Total	83			Crimes Against Persons (***)				
Number Cleared	48			Murder and Nonnegligent Manslaughter	0	0	0	0
Percent Cleared	57.83%			Negligent Manslaughter	0	0	0	0
Group A Crimes per 100,000 population	2,677.4			Aggravated Assault	1	1	1	0
Arrest Overview				Simple Assault	9	5	6	0
Total Arrests	77			Intimidation	2	2	1	0
Adult Arrests	71			Stalking	0	0	0	0
Juvenile Arrests	6			Kidnapping/Abduction	1	1	0	0
Unknown Age	0			Rape	0	0	0	0
Arrests per 100,000 population	2,482.9			Sodomy	0	0	0	0
Average number offenses/incident	1.48			Sexual Assault With An Object	0	0	0	0
Domestic Incident Victims				Fondling	0	0	0	0
Offense	Reported	Cleared		Incest	0	0	0	0
Murder and Nonnegligent Manslaughter	0	0		Statutory Rape	0	0	0	0
Aggravated Assault	1	1		Commercial Sex Acts	0	0	0	0
Simple Assault	4	4		Involuntary Servitude	0	0	0	0
Intimidation	1	1		Crimes Against Property				
Stalking	0	0		Arson	0	0	0	0
Rape	0	0		Bribery	0	0	0	0
Sodomy	0	0		Burglary/Breaking & Entering	1	0	0	0
Sexual Assault With An Object	0	0		Counterfeiting/Forgery	0	0	0	0
Fondling	0	0		Destruction/Damage/Vandalism of Property	6	1	0	0
Incest	0	0		Embezzlement	0	0	0	0
Statutory Rape	0	0		Extortion/Blackmail	0	0	0	0
Kidnapping/Abduction	1	1		False Pretenses/Swindle/Confidence Game	0	0	0	0
Total	7	7		Credit Card/Automated Teller Machine Fraud	0	0	0	0
Group B Arrests				Impersonation	0	0	0	0
Offense	Adult	Juvenile		Welfare Fraud	0	0	0	0
Curfew/Loitering/Vagrancy Violations	0	0		Wire Fraud	0	0	0	0
Disorderly Conduct	3	0		Identity Theft	2	0	0	0
Driving Under the Influence	7	0		Hacking/Computer Invasion	0	0	0	0
Family Offenses (Nonviolent)	0	0		Robbery	0	0	0	0
Liquor Law Violations	23	6		Pocket-picking	0	0	0	0
Trespass of Real Property	1	0		Purse-snatching	0	0	0	0
All Other Offenses	8	0		Shoplifting	0	0	0	0
Total Group B	42	6		Theft From Building	3	0	0	0
				Theft From Coin Operated Machine or Device	0	0	0	0
				Theft From Motor Vehicle	0	0	0	0
				Theft of Motor Vehicle Parts/Accessories	0	0	0	0
				All Other Larceny	10	1	1	0
				Motor Vehicle Theft	1	1	0	0
				Stolen Property Offenses	0	0	0	0
				Crimes Against Society				
				Drug/Narcotic Violations	24	18	9	0
				Drug Equipment Violations	18	14	9	0
				Betting/Wagering	0	0	0	0
				Operating/Promoting/Assisting Gambling	0	0	0	0
				Gambling Equipment Violations	0	0	0	0
				Sports Tampering	0	0	0	0
				Pornography/Obscene Material	1	1	1	0
				Prostitution	0	0	0	0
				Assisting or Promoting Prostitution	0	0	0	0
				Purchasing Prostitution	0	0	0	0
				Weapon Law Violations	3	3	1	0
				Animal Cruelty	1	0	0	0
				Total Group A Offenses	83	48	29	0

(*) Offenses are counted using the FBI Units of Count for Crime
 (**) The 'Arrests' column shows arrests made during the selected period, regardless of incident date. Arrest counts may be higher than incident counts.

(***) Negligent Manslaughter now includes the killing of another person associated with driving under the influence, distracted driving (using a cell or smartphone), and reckless driving fatalities.

Morton County Sheriff's Office – 2022

2022 Population Estimate		9,578		Offenses (*)		Arrests (**)		
Offense Overview				Group A Offenses	Reported	Cleared	Adult	Juvenile
Offense Total	284			Crimes Against Persons (***)				
Number Cleared	103			Murder and Nonnegligent Manslaughter	2	1	0	0
Percent Cleared	36.27%			Negligent Manslaughter	0	0	0	0
Group A Crimes per 100,000 population	2,965.1			Aggravated Assault	5	2	1	1
Arrest Overview				Simple Assault	42	21	15	4
Total Arrests	190			Intimidation	14	11	3	2
Adult Arrests	168			Stalking	10	0	0	0
Juvenile Arrests	22			Kidnapping/Abduction	0	0	0	0
Unknown Age	0			Rape	1	0	0	0
Arrests per 100,000 population	1,983.7			Sodomy	0	0	0	0
Average number offenses/incident				Sexual Assault With An Object	0	0	0	0
				Fondling	5	1	0	0
				Incest	0	0	0	0
				Statutory Rape	1	0	0	0
				Commercial Sex Acts	0	0	0	0
				Involuntary Servitude	0	0	0	0
Domestic Incident Victims				Crimes Against Property				
Offense	Reported	Cleared		Arson	2	1	1	0
Murder and Nonnegligent Manslaughter	0	0		Bribery	0	0	0	0
Aggravated Assault	2	1		Burglary/Breaking & Entering	22	4	5	0
Simple Assault	30	17		Counterfeiting/Forgery	0	0	0	0
Intimidation	3	3		Destruction/Damage/Vandalism of Property	29	4	0	0
Stalking	0	0		Embezzlement	0	0	0	0
Rape	0	0		Extortion/Blackmail	0	0	0	0
Sodomy	0	0		False Pretenses/Swindle/Confidence Game	8	6	3	0
Sexual Assault With An Object	0	0		Credit Card/Automated Teller Machine Fraud	2	0	0	0
Fondling	3	1		Impersonation	0	0	0	0
Incest	0	0		Welfare Fraud	0	0	0	0
Statutory Rape	1	0		Wire Fraud	6	0	0	0
Kidnapping/Abduction	0	0		Identity Theft	4	0	0	0
Total	39	22		Hacking/Computer Invasion	1	0	0	0
Group B Arrests				Robbery	0	0	0	0
Offense	Adult	Juvenile		Pocket-picking	0	0	0	0
Curfew/Loitering/Vagrancy Violations	0	0		Purse-snatching	0	0	0	0
Disorderly Conduct	4	0		Shoplifting	0	0	0	0
Driving Under the Influence	63	2		Theft From Building	1	0	0	0
Family Offenses (Nonviolent)	0	4		Theft From Coin Operated Machine or Device	0	0	0	0
Liquor Law Violations	33	2		Theft From Motor Vehicle	1	0	0	0
Trespass of Real Property	1	0		Theft of Motor Vehicle Parts/Accessories	4	0	0	0
All Other Offenses	12	1		All Other Larceny	41	2	1	2
Total Group B	113	9		Motor Vehicle Theft	13	4	0	0
				Stolen Property Offenses	6	3	2	2
				Crimes Against Society				
				Drug/Narcotic Violations	23	17	11	0
				Drug Equipment Violations	35	25	13	2
				Betting/Wagering	0	0	0	0
				Operating/Promoting/Assisting Gambling	0	0	0	0
				Gambling Equipment Violations	0	0	0	0
				Sports Tampering	0	0	0	0
				Pornography/Obscene Material	2	1	0	0
				Prostitution	1	0	0	0
				Assisting or Promoting Prostitution	0	0	0	0
				Purchasing Prostitution	0	0	0	0
				Weapon Law Violations	1	0	0	0
				Animal Cruelty	2	0	0	0
				Total Group A Offenses	284	103	55	13

(*) Offenses are counted using the FBI Units of Count for Crime
 (**) The 'Arrests' column shows arrests made during the selected period, regardless of incident date. Arrest counts may be higher than incident counts.
 (***) Negligent Manslaughter now includes the killing of another person associated with driving under the influence, distracted driving (using a cell or smartphone), and reckless driving fatalities.

Mountrail County Sheriff's Office – 2022

2022 Population Estimate		4,449		Offenses (*)		Arrests (**)		
Offense Overview				Group A Offenses	Reported	Cleared	Adult	Juvenile
Offense Total		197		Crimes Against Persons (***)				
Number Cleared		74		Murder and Nonnegligent Manslaughter	0	0	0	0
Percent Cleared		37.56%		Negligent Manslaughter	0	0	0	0
Group A Crimes per 100,000 population		4,428.0		Aggravated Assault	5	2	2	0
Arrest Overview				Simple Assault	15	9	8	0
Total Arrests		92		Intimidation	8	3	2	0
Adult Arrests		91		Stalking	0	0	0	0
Juvenile Arrests		1		Kidnapping/Abduction	0	0	0	0
Unknown Age		0		Rape	2	0	0	0
Arrests per 100,000 population		2,067.9		Sodomy	0	0	0	0
Average number offenses/incident		1.28		Sexual Assault With An Object	0	0	0	0
Domestic Incident Victims				Fondling	2	0	0	0
Offense	Reported	Cleared		Incest	0	0	0	0
Murder and Nonnegligent Manslaughter	0	0		Statutory Rape	0	0	0	0
Aggravated Assault	2	2		Commercial Sex Acts	0	0	0	0
Simple Assault	5	4		Involuntary Servitude	0	0	0	0
Intimidation	1	1		Crimes Against Property				
Stalking	0	0		Arson	1	0	0	0
Rape	0	0		Bribery	1	1	0	0
Sodomy	0	0		Burglary/Breaking & Entering	6	0	0	0
Sexual Assault With An Object	0	0		Counterfeiting/Forgery	1	0	0	0
Fondling	0	0		Destruction/Damage/Vandalism of Property	20	4	2	0
Incest	0	0		Embezzlement	0	0	0	0
Statutory Rape	0	0		Extortion/Blackmail	0	0	0	0
Kidnapping/Abduction	0	0		False Pretenses/Swindle/Confidence Game	5	0	0	0
Total	8	7		Credit Card/Automated Teller Machine Fraud	0	0	0	0
Group B Arrests				Impersonation	0	0	0	0
Offense	Adult	Juvenile		Welfare Fraud	0	0	0	0
Curfew/Loitering/Vagrancy Violations	0	0		Wire Fraud	5	0	0	0
Disorderly Conduct	1	0		Identity Theft	0	0	0	0
Driving Under the Influence	21	0		Hacking/Computer Invasion	0	0	0	0
Family Offenses (Nonviolent)	0	0		Robbery	0	0	0	0
Liquor Law Violations	1	0		Pocket-picking	0	0	0	0
Trespass of Real Property	0	1		Purse-snatching	0	0	0	0
All Other Offenses	15	0		Shoplifting	0	0	0	0
Total Group B	38	1		Theft From Building	1	0	0	0
				Theft From Coin Operated Machine or Device	0	0	0	0
				Theft From Motor Vehicle	6	0	0	0
				Theft of Motor Vehicle Parts/Accessories	2	0	0	0
				All Other Larceny	35	3	2	0
				Motor Vehicle Theft	18	1	0	0
				Stolen Property Offenses	6	5	5	0
				Crimes Against Society				
				Drug/Narcotic Violations	20	18	20	0
				Drug Equipment Violations	30	25	11	0
				Betting/Wagering	0	0	0	0
				Operating/Promoting/Assisting Gambling	0	0	0	0
				Gambling Equipment Violations	0	0	0	0
				Sports Tampering	0	0	0	0
				Pornography/Obscene Material	0	0	0	0
				Prostitution	0	0	0	0
				Assisting or Promoting Prostitution	0	0	0	0
				Purchasing Prostitution	0	0	0	0
				Weapon Law Violations	4	3	1	0
				Animal Cruelty	4	0	0	0
				Total Group A Offenses	197	74	53	0

(*) Offenses are counted using the FBI Units of Count for Crime
 (**) The 'Arrests' column shows arrests made during the selected period, regardless of incident date. Arrest counts may be higher than incident counts.

(***) Negligent Manslaughter now includes the killing of another person associated with driving under the influence, distracted driving (using a cell or smartphone), and reckless driving fatalities.

Nelson County Sheriff's Office – 2022

2022 Population Estimate		3,152		Offenses (*)		Arrests (**)		
Offense Overview				Group A Offenses	Reported	Cleared	Adult	Juvenile
Offense Total		79		Crimes Against Persons (***)				
Number Cleared		21		Murder and Nonnegligent Manslaughter	0	0	0	0
Percent Cleared		26.58%		Negligent Manslaughter	0	0	0	0
Group A Crimes per 100,000 population		2,506.3		Aggravated Assault	1	1	1	0
				Simple Assault	4	1	1	0
				Intimidation	7	3	2	0
				Stalking	9	0	0	0
				Kidnapping/Abduction	0	0	0	0
				Rape	0	0	0	0
				Sodomy	0	0	0	0
				Sexual Assault With An Object	0	0	0	0
				Fondling	0	0	0	0
				Incest	0	0	0	0
				Statutory Rape	0	0	0	0
				Commercial Sex Acts	0	0	0	0
				Involuntary Servitude	0	0	0	0
				Crimes Against Property				
				Arson	0	0	0	0
				Bribery	0	0	0	0
				Burglary/Breaking & Entering	5	0	0	0
				Counterfeiting/Forgery	3	1	1	0
				Destruction/Damage/Vandalism of Property	13	1	0	0
				Embezzlement	0	0	0	0
				Extortion/Blackmail	0	0	0	0
				False Pretenses/Swindle/Confidence Game	2	0	0	0
				Credit Card/Automated Teller Machine Fraud	1	0	0	0
				Impersonation	0	0	0	0
				Welfare Fraud	0	0	0	0
				Wire Fraud	0	0	0	0
				Identity Theft	0	0	0	0
				Hacking/Computer Invasion	1	0	0	0
				Robbery	0	0	0	0
				Pocket-picking	0	0	0	0
				Purse-snatching	0	0	0	0
				Shoplifting	0	0	0	0
				Theft From Building	0	0	0	0
				Theft From Coin Operated Machine or Device	0	0	0	0
				Theft From Motor Vehicle	0	0	0	0
				Theft of Motor Vehicle Parts/Accessories	0	0	0	0
				All Other Larceny	7	1	0	0
				Motor Vehicle Theft	4	1	1	0
				Stolen Property Offenses	0	0	0	0
				Crimes Against Society				
				Drug/Narcotic Violations	10	6	7	0
				Drug Equipment Violations	9	5	2	1
				Betting/Wagering	0	0	0	0
				Operating/Promoting/Assisting Gambling	0	0	0	0
				Gambling Equipment Violations	0	0	0	0
				Sports Tampering	0	0	0	0
				Pornography/Obscene Material	1	0	0	0
				Prostitution	0	0	0	0
				Assisting or Promoting Prostitution	0	0	0	0
				Purchasing Prostitution	0	0	0	0
				Weapon Law Violations	2	1	1	0
				Animal Cruelty	0	0	0	0
				Total Group A Offenses	79	21	16	1

Domestic Incident Victims		Reported	Cleared
Murder and Nonnegligent Manslaughter		0	0
Aggravated Assault		1	1
Simple Assault		3	1
Intimidation		2	1
Stalking		0	0
Rape		0	0
Sodomy		0	0
Sexual Assault With An Object		0	0
Fondling		0	0
Incest		0	0
Statutory Rape		0	0
Kidnapping/Abduction		0	0
Total		6	3

Group B Arrests		
Offense	Adult	Juvenile
Curfew/Loitering/Vagrancy Violations	0	0
Disorderly Conduct	1	0
Driving Under the Influence	8	0
Family Offenses (Nonviolent)	0	0
Liquor Law Violations	0	0
Trespass of Real Property	0	0
All Other Offenses	2	0
Total Group B	11	0

(*) Offenses are counted using the FBI Units of Count for Crime
(**) The 'Arrests' column shows arrests made during the selected period, regardless of incident date. Arrest counts may be higher than incident counts.
(***) Negligent Manslaughter now includes the killing of another person associated with driving under the influence, distracted driving (using a cell or smartphone), and reckless driving fatalities.

Oliver County Sheriff's Office – 2022

2022 Population Estimate		1,900		Offenses (*)		Arrests (**)		
Offense Overview				Group A Offenses	Reported	Cleared	Adult	Juvenile
Offense Total		9		Crimes Against Persons (***)				
Number Cleared		2		Murder and Nonnegligent Manslaughter	0	0	0	0
Percent Cleared		22.22%		Negligent Manslaughter	0	0	0	0
Group A Crimes per 100,000 population		473.7		Aggravated Assault	1	1	1	0
				Simple Assault	0	0	0	0
				Intimidation	0	0	0	0
				Stalking	1	0	0	0
				Kidnapping/Abduction	0	0	0	0
				Rape	0	0	0	0
				Sodomy	0	0	0	0
				Sexual Assault With An Object	0	0	0	0
				Fondling	0	0	0	0
				Incest	0	0	0	0
				Statutory Rape	0	0	0	0
				Commercial Sex Acts	0	0	0	0
				Involuntary Servitude	0	0	0	0
				Crimes Against Property				
				Arson	0	0	0	0
				Bribery	0	0	0	0
				Burglary/Breaking & Entering	0	0	0	0
				Counterfeiting/Forgery	2	0	0	0
				Destruction/Damage/Vandalism of Property	1	0	0	0
				Embezzlement	0	0	0	0
				Extortion/Blackmail	0	0	0	0
				False Pretenses/Swindle/Confidence Game	0	0	0	0
				Credit Card/Automated Teller Machine Fraud	0	0	0	0
				Impersonation	0	0	0	0
				Welfare Fraud	0	0	0	0
				Wire Fraud	0	0	0	0
				Identity Theft	1	0	0	0
				Hacking/Computer Invasion	0	0	0	0
				Robbery	0	0	0	0
				Pocket-picking	0	0	0	0
				Purse-snatching	0	0	0	0
				Shoplifting	0	0	0	0
				Theft From Building	0	0	0	0
				Theft From Coin Operated Machine or Device	0	0	0	0
				Theft From Motor Vehicle	0	0	0	0
				Theft of Motor Vehicle Parts/Accessories	0	0	0	0
				All Other Larceny	2	0	2	0
				Motor Vehicle Theft	0	0	0	0
				Stolen Property Offenses	0	0	0	0
				Crimes Against Society				
				Drug/Narcotic Violations	0	0	0	0
				Drug Equipment Violations	1	1	1	0
				Betting/Wagering	0	0	0	0
				Operating/Promoting/Assisting Gambling	0	0	0	0
				Gambling Equipment Violations	0	0	0	0
				Sports Tampering	0	0	0	0
				Pornography/Obscene Material	0	0	0	0
				Prostitution	0	0	0	0
				Assisting or Promoting Prostitution	0	0	0	0
				Purchasing Prostitution	0	0	0	0
				Weapon Law Violations	0	0	0	0
				Animal Cruelty	0	0	0	0
				Total Group A Offenses	9	2	4	0

Domestic Incident Victims		Reported	Cleared
Murder and Nonnegligent Manslaughter		0	0
Aggravated Assault		0	0
Simple Assault		0	0
Intimidation		0	0
Stalking		1	0
Rape		0	0
Sodomy		0	0
Sexual Assault With An Object		0	0
Fondling		0	0
Incest		0	0
Statutory Rape		0	0
Kidnapping/Abduction		0	0
Total		1	0

Group B Arrests		
Offense	Adult	Juvenile
Curfew/Loitering/Vagrancy Violations	0	0
Disorderly Conduct	1	0
Driving Under the Influence	2	0
Family Offenses (Nonviolent)	0	0
Liquor Law Violations	0	0
Trespass of Real Property	0	0
All Other Offenses	0	0
Total Group B	3	0

(*) Offenses are counted using the FBI Units of Count for Crime
 (**) The 'Arrests' column shows arrests made during the selected period, regardless of incident date. Arrest counts may be higher than incident counts.
 (***) Negligent Manslaughter now includes the killing of another person associated with driving under the influence, distracted driving (using a cell or smartphone), and reckless driving fatalities.

Pembina County Sheriff's Office – 2022

2022 Population Estimate		4,813		Offenses (*)		Arrests (**)	
Offense Overview				Reported	Cleared	Adult	Juvenile
Offense Total	116						
Number Cleared	38						
Percent Cleared	32.76%						
Group A Crimes per 100,000 population	2,410.1						
Arrest Overview							
Total Arrests	55						
Adult Arrests	53						
Juvenile Arrests	2						
Unknown Age	0						
Arrests per 100,000 population	1,142.7						
Average number offenses/incident	1.21						
Domestic Incident Victims		Reported	Cleared				
Offense							
Murder and Nonnegligent Manslaughter	0	0	0				
Aggravated Assault	2	2	2				
Simple Assault	6	5	5				
Intimidation	1	1	1				
Stalking	0	0	0				
Rape	0	0	0				
Sodomy	0	0	0				
Sexual Assault With An Object	0	0	0				
Fondling	0	0	0				
Incest	0	0	0				
Statutory Rape	0	0	0				
Kidnapping/Abduction	1	1	1				
Total	10	9					
Group B Arrests		Adult	Juvenile				
Offense							
Curfew/Loitering/Vagrancy Violations	0	0	0				
Disorderly Conduct	2	0	0				
Driving Under the Influence	19	0	0				
Family Offenses (Nonviolent)	2	0	0				
Liquor Law Violations	0	0	0				
Trespass of Real Property	0	0	0				
All Other Offenses	4	0	0				
Total Group B	27	0					
(*) Offenses are counted using the FBI Units of Count for Crime							
(**) The 'Arrests' column shows arrests made during the selected period, regardless of incident date. Arrest counts may be higher than incident counts.							
(***) Negligent Manslaughter now includes the killing of another person associated with driving under the influence, distracted driving (using a cell or smartphone), and reckless driving fatalities.							
Group A Offenses							
Crimes Against Persons (***)							
Murder and Nonnegligent Manslaughter				0	0	0	0
Negligent Manslaughter				0	0	0	0
Aggravated Assault				4	3	2	0
Simple Assault				14	9	5	1
Intimidation				8	5	5	0
Stalking				0	0	0	0
Kidnapping/Abduction				1	1	1	0
Rape				0	0	0	0
Sodomy				0	0	0	0
Sexual Assault With An Object				0	0	0	0
Fondling				4	1	0	0
Incest				0	0	0	0
Statutory Rape				0	0	0	0
Commercial Sex Acts				0	0	0	0
Involuntary Servitude				0	0	0	0
Crimes Against Property							
Arson				0	0	0	0
Bribery				0	0	0	0
Burglary/Breaking & Entering				6	0	0	0
Counterfeiting/Forgery				1	1	1	0
Destruction/Damage/Vandalism of Property				15	0	0	0
Embezzlement				0	0	0	0
Extortion/Blackmail				0	0	0	0
False Pretenses/Swindle/Confidence Game				3	1	1	0
Credit Card/Automated Teller Machine Fraud				1	0	0	0
Impersonation				0	0	0	0
Welfare Fraud				0	0	0	0
Wire Fraud				0	0	0	0
Identity Theft				2	0	0	0
Hacking/Computer Invasion				0	0	0	0
Robbery				0	0	0	0
Pocket-picking				0	0	0	0
Purse-snatching				0	0	0	0
Shoplifting				0	0	0	0
Theft From Building				1	0	0	0
Theft From Coin Operated Machine or Device				0	0	0	0
Theft From Motor Vehicle				1	0	0	0
Theft of Motor Vehicle Parts/Accessories				0	0	0	0
All Other Larceny				14	0	0	0
Motor Vehicle Theft				5	3	1	1
Stolen Property Offenses				2	2	1	0
Crimes Against Society							
Drug/Narcotic Violations				18	8	7	0
Drug Equipment Violations				11	3	2	0
Betting/Wagering				0	0	0	0
Operating/Promoting/Assisting Gambling				0	0	0	0
Gambling Equipment Violations				0	0	0	0
Sports Tampering				0	0	0	0
Pornography/Obscene Material				1	0	0	0
Prostitution				0	0	0	0
Assisting or Promoting Prostitution				0	0	0	0
Purchasing Prostitution				0	0	0	0
Weapon Law Violations				3	1	0	0
Animal Cruelty				1	0	0	0
Total Group A Offenses				116	38	26	2

Pierce County Sheriff's Office – 2022

2022 Population Estimate		1,474		Offenses (*)		Arrests (**)		
				Reported	Cleared	Adult	Juvenile	
Offense Overview				Group A Offenses				
Offense Total	37			Crimes Against Persons (***)				
Number Cleared	5			Murder and Nonnegligent Manslaughter	0	0	0	0
Percent Cleared	13.51%			Negligent Manslaughter	0	0	0	0
Group A Crimes per 100,000 population	2,510.2			Aggravated Assault	0	0	0	0
				Simple Assault	2	0	0	0
				Intimidation	2	0	0	0
				Stalking	2	0	0	0
				Kidnapping/Abduction	0	0	0	0
Arrest Overview				Rape	0	0	0	0
Total Arrests	9			Sodomy	0	0	0	0
Adult Arrests	9			Sexual Assault With An Object	0	0	0	0
Juvenile Arrests	0			Fondling	1	0	0	0
Unknown Age	0			Incest	0	0	0	0
Arrests per 100,000 population	610.6			Statutory Rape	0	0	0	0
				Commercial Sex Acts	0	0	0	0
				Involuntary Servitude	0	0	0	0
Average number offenses/incident	1.09			Crimes Against Property				
Domestic Incident Victims				Arson	0	0	0	0
Offense	Reported	Cleared						
Murder and Nonnegligent Manslaughter	0	0	Bribery	0	0	0	0	
Aggravated Assault	0	0	Burglary/Breaking & Entering	0	0	0	0	
Simple Assault	0	0	Counterfeiting/Forgery	0	0	0	0	
Intimidation	0	0	Destruction/Damage/Vandalism of Property	7	0	0	0	
Stalking	0	0	Embezzlement	0	0	0	0	
Rape	0	0	Extortion/Blackmail	0	0	0	0	
Sodomy	0	0	False Pretenses/Swindle/Confidence Game	2	2	2	0	
Sexual Assault With An Object	0	0	Credit Card/Automated Teller Machine Fraud	0	0	0	0	
Fondling	0	0	Impersonation	0	0	0	0	
Incest	0	0	Welfare Fraud	0	0	0	0	
Statutory Rape	0	0	Wire Fraud	0	0	0	0	
Kidnapping/Abduction	0	0	Identity Theft	2	0	0	0	
Total	0	0	Hacking/Computer Invasion	1	0	0	0	
				Robbery	0	0	0	
				Pocket-picking	0	0	0	
				Purse-snatching	0	0	0	
				Shoplifting	0	0	0	
Group B Arrests				Theft From Building	1	1	1	0
Offense	Adult	Juvenile						
Curfew/Loitering/Vagrancy Violations	0	0	Theft From Coin Operated Machine or Device	0	0	0	0	
Disorderly Conduct	0	0	Theft From Motor Vehicle	2	0	0	0	
Driving Under the Influence	2	0	Theft of Motor Vehicle Parts/Accessories	1	0	0	0	
Family Offenses (Nonviolent)	0	0	All Other Larceny	7	0	0	0	
Liquor Law Violations	0	0	Motor Vehicle Theft	2	0	0	0	
Trespass of Real Property	0	0	Stolen Property Offenses	0	0	0	0	
All Other Offenses	2	0	Crimes Against Society					
Total Group B	4	0	Drug/Narcotic Violations	4	2	2	0	
				Drug Equipment Violations	0	0	0	
				Betting/Wagering	0	0	0	
				Operating/Promoting/Assisting Gambling	0	0	0	
				Gambling Equipment Violations	0	0	0	
				Sports Tampering	0	0	0	
				Pornography/Obscene Material	0	0	0	
				Prostitution	0	0	0	
				Assisting or Promoting Prostitution	0	0	0	
				Purchasing Prostitution	0	0	0	
				Weapon Law Violations	0	0	0	
				Animal Cruelty	1	0	0	
				Total Group A Offenses	37	5	5	0

(*) Offenses are counted using the FBI Units of Count for Crime
 (**) The 'Arrests' column shows arrests made during the selected period, regardless of incident date. Arrest counts may be higher than incident counts.

(***) Negligent Manslaughter now includes the killing of another person associated with driving under the influence, distracted driving (using a cell or smartphone), and reckless driving fatalities.

Ramsey County Sheriff's Office – 2022

2022 Population Estimate		4,498		Offenses (*)		Arrests (**)		
Offense Overview				Group A Offenses	Reported	Cleared	Adult	Juvenile
Offense Total		83		Crimes Against Persons (***)				
Number Cleared		24		Murder and Nonnegligent Manslaughter	0	0	0	0
Percent Cleared		28.92%		Negligent Manslaughter	0	0	0	0
Group A Crimes per 100,000 population		1,845.3		Aggravated Assault	4	0	0	0
Arrest Overview				Simple Assault	5	1	1	0
Total Arrests		37		Intimidation	7	3	1	0
Adult Arrests		34		Stalking	1	0	0	0
Juvenile Arrests		3		Kidnapping/Abduction	0	0	0	0
Unknown Age		0		Rape	5	0	0	0
Arrests per 100,000 population		822.6		Sodomy	0	0	0	0
Average number offenses/incident		1.24		Sexual Assault With An Object	0	0	0	0
Domestic Incident Victims				Fondling	3	0	0	0
Offense	Reported	Cleared		Incest	0	0	0	0
Murder and Nonnegligent Manslaughter	0	0		Statutory Rape	0	0	0	0
Aggravated Assault	0	0		Commercial Sex Acts	0	0	0	0
Simple Assault	2	1		Involuntary Servitude	0	0	0	0
Intimidation	2	0		Crimes Against Property				
Stalking	0	0		Arson	0	0	0	0
Rape	3	0		Bribery	0	0	0	0
Sodomy	0	0		Burglary/Breaking & Entering	4	1	1	0
Sexual Assault With An Object	0	0		Counterfeiting/Forgery	0	0	0	0
Fondling	1	0		Destruction/Damage/Vandalism of Property	7	1	0	0
Incest	0	0		Embezzlement	1	0	0	0
Statutory Rape	0	0		Extortion/Blackmail	2	0	0	0
Kidnapping/Abduction	0	0		False Pretenses/Swindle/Confidence Game	12	4	3	0
Total	8	1		Credit Card/Automated Teller Machine Fraud	0	0	0	0
Group B Arrests				Impersonation	1	0	0	0
Offense	Adult	Juvenile		Welfare Fraud	0	0	0	0
Curfew/Loitering/Vagrancy Violations	0	0		Wire Fraud	2	0	0	0
Disorderly Conduct	2	0		Identity Theft	1	0	0	0
Driving Under the Influence	14	1		Hacking/Computer Invasion	0	0	0	0
Family Offenses (Nonviolent)	0	0		Robbery	0	0	0	0
Liquor Law Violations	1	0		Pocket-picking	0	0	0	0
Trespass of Real Property	0	0		Purse-snatching	0	0	0	0
All Other Offenses	2	0		Shoplifting	0	0	0	0
Total Group B	19	1		Theft From Building	3	0	0	0
(*) Offenses are counted using the FBI Units of Count for Crime				Theft From Coin Operated Machine or Device	0	0	0	0
(**) The 'Arrests' column shows arrests made during the selected period, regardless of incident date. Arrest counts may be higher than incident counts.				Theft From Motor Vehicle	0	0	0	0
(***) Negligent Manslaughter now includes the killing of another person associated with driving under the influence, distracted driving (using a cell or smartphone), and reckless driving fatalities.				Theft of Motor Vehicle Parts/Accessories	0	0	0	0
				All Other Larceny	4	1	0	0
				Motor Vehicle Theft	6	3	2	1
				Stolen Property Offenses	2	1	0	1
				Crimes Against Society				
				Drug/Narcotic Violations	7	5	4	0
				Drug Equipment Violations	6	4	3	0
				Betting/Wagering	0	0	0	0
				Operating/Promoting/Assisting Gambling	0	0	0	0
				Gambling Equipment Violations	0	0	0	0
				Sports Tampering	0	0	0	0
				Pornography/Obscene Material	0	0	0	0
				Prostitution	0	0	0	0
				Assisting or Promoting Prostitution	0	0	0	0
				Purchasing Prostitution	0	0	0	0
				Weapon Law Violations	0	0	0	0
				Animal Cruelty	0	0	0	0
				Total Group A Offenses	83	24	15	2

Ransom County Sheriff's Office – 2022

2022 Population Estimate		3,529	Offenses (**)		Arrests (**)	
Offense Overview			Reported	Cleared	Adult	Juvenile
Offense Total	79		Group A Offenses			
Number Cleared	29		Crimes Against Persons (***)			
Percent Cleared	36.71%		Murder and Nonnegligent Manslaughter	0	0	0
Group A Crimes per 100,000 population	2,238.6		Negligent Manslaughter	0	0	0
Arrest Overview			Aggravated Assault	1	0	1
Total Arrests	24		Simple Assault	8	4	2
Adult Arrests	23		Intimidation	6	3	2
Juvenile Arrests	1		Stalking	6	0	0
Unknown Age	0		Kidnapping/Abduction	0	0	0
Arrests per 100,000 population	680.1		Rape	1	0	0
Average number offenses/incident	1.34		Sodomy	0	0	0
Domestic Incident Victims			Sexual Assault With An Object	0	0	0
Offense	Reported	Cleared	Fondling	3	3	2
Murder and Nonnegligent Manslaughter	0	0	Incest	0	0	0
Aggravated Assault	1	0	Statutory Rape	1	1	0
Simple Assault	5	3	Commercial Sex Acts	0	0	0
Intimidation	0	0	Involuntary Servitude	0	0	0
Stalking	0	0	Crimes Against Property			
Rape	0	0	Arson	0	0	0
Sodomy	0	0	Bribery	0	0	0
Sexual Assault With An Object	0	0	Burglary/Breaking & Entering	4	0	0
Fondling	1	1	Counterfeiting/Forgery	2	1	1
Incest	0	0	Destruction/Damage/Vandalism of Property	16	1	1
Statutory Rape	0	0	Embezzlement	0	0	0
Kidnapping/Abduction	0	0	Extortion/Blackmail	0	0	0
Total	7	4	False Pretenses/Swindle/Confidence Game	2	1	1
Group B Arrests			Credit Card/Automated Teller Machine Fraud	1	0	0
Offense	Adult	Juvenile	Impersonation	0	0	0
Curfew/Loitering/Vagrancy Violations	0	0	Welfare Fraud	0	0	0
Disorderly Conduct	0	0	Wire Fraud	0	0	0
Driving Under the Influence	3	0	Identity Theft	0	0	0
Family Offenses (Nonviolent)	0	0	Hacking/Computer Invasion	0	0	0
Liquor Law Violations	0	0	Robbery	0	0	0
Trespass of Real Property	0	0	Pocket-picking	0	0	0
All Other Offenses	2	0	Purse-snatching	0	0	0
Total Group B	5	0	Shoplifting	0	0	0
(*) Offenses are counted using the FBI Units of Count for Crime			Theft From Building	3	1	1
(**) The 'Arrests' column shows arrests made during the selected period, regardless of incident date. Arrest counts may be higher than incident counts.			Theft From Coin Operated Machine or Device	0	0	0
(***) Negligent Manslaughter now includes the killing of another person associated with driving under the influence, distracted driving (using a cell or smartphone), and reckless driving fatalities.			Theft From Motor Vehicle	0	0	0
			Theft of Motor Vehicle Parts/Accessories	0	0	0
			All Other Larceny	4	0	0
			Motor Vehicle Theft	1	0	0
			Stolen Property Offenses	0	0	0
			Crimes Against Society			
			Drug/Narcotic Violations	7	6	4
			Drug Equipment Violations	10	7	3
			Betting/Wagering	0	0	0
			Operating/Promoting/Assisting Gambling	0	0	0
			Gambling Equipment Violations	0	0	0
			Sports Tampering	0	0	0
			Pornography/Obscene Material	0	0	0
			Prostitution	0	0	0
			Assisting or Promoting Prostitution	0	0	0
			Purchasing Prostitution	0	0	0
			Weapon Law Violations	1	1	0
			Animal Cruelty	2	0	0
			Total Group A Offenses	79	29	18
						1

Renville County Sheriff's Office – 2022

2022 Population Estimate		2,284		Offenses (*)		Arrests (**)	
Offense Overview				Reported	Cleared	Adult	Juvenile
Offense Total	44	Group A Offenses					
Number Cleared	17	Crimes Against Persons (***)					
Percent Cleared	38.64%	Murder and Nonnegligent Manslaughter	0	0	0	0	
Group A Crimes per 100,000 population	1,926.4	Negligent Manslaughter	0	0	0	0	
		Aggravated Assault	1	0	0	0	
		Simple Assault	11	2	1	0	
		Intimidation	4	3	0	1	
		Stalking	4	4	0	0	
		Kidnapping/Abduction	0	0	0	0	
Arrest Overview		Rape	2	0	0	0	
Total Arrests	9	Sodomy	0	0	0	0	
Adult Arrests	8	Sexual Assault With An Object	0	0	0	0	
Juvenile Arrests	1	Fondling	0	0	0	0	
Unknown Age	0	Incest	0	0	0	0	
Arrests per 100,000 population	394.0	Statutory Rape	0	0	0	0	
		Commercial Sex Acts	0	0	0	0	
		Involuntary Servitude	0	0	0	0	
Average number offenses/incident	1.26	Crimes Against Property					
Domestic Incident Victims				Arson	0	0	0
Offense	Reported	Cleared			Bribery	0	0
Murder and Nonnegligent Manslaughter	0	0	Burglary/Breaking & Entering	3	1	0	0
Aggravated Assault	1	0	Counterfeiting/Forgery	2	0	0	0
Simple Assault	7	0	Destruction/Damage/Vandalism of Property	4	2	0	0
Intimidation	0	0	Embezzlement	1	0	0	0
Stalking	2	2	Extortion/Blackmail	0	0	0	0
Rape	0	0	False Pretenses/Swindle/Confidence Game	0	0	0	0
Sodomy	0	0	Credit Card/Automated Teller Machine Fraud	0	0	0	0
Sexual Assault With An Object	0	0	Impersonation	0	0	0	0
Fondling	0	0	Welfare Fraud	0	0	0	0
Incest	0	0	Wire Fraud	1	0	0	0
Statutory Rape	0	0	Identity Theft	0	0	0	0
Kidnapping/Abduction	0	0	Hacking/Computer Invasion	0	0	0	0
Total	10	2	Robbery	0	0	0	0
Group B Arrests				Pocket-picking	0	0	0
Offense	Adult	Juvenile	Purse-snatching	0	0	0	0
Curfew/Loitering/Vagrancy Violations	0	0	Shoplifting	1	1	0	0
Disorderly Conduct	1	0	Theft From Building	1	1	1	0
Driving Under the Influence	2	0	Theft From Coin Operated Machine or Device	1	0	0	0
Family Offenses (Nonviolent)	0	0	Theft From Motor Vehicle	0	0	0	0
Liquor Law Violations	0	0	Theft of Motor Vehicle Parts/Accessories	0	0	0	0
Trespass of Real Property	1	0	All Other Larceny	6	2	1	0
All Other Offenses	1	0	Motor Vehicle Theft	1	0	0	0
Total Group B	5	0	Stolen Property Offenses	1	1	0	0
				Crimes Against Society			
				Drug/Narcotic Violations	0	0	0
				Drug Equipment Violations	0	0	0
				Betting/Wagering	0	0	0
				Operating/Promoting/Assisting Gambling	0	0	0
				Gambling Equipment Violations	0	0	0
				Sports Tampering	0	0	0
				Pornography/Obscene Material	0	0	0
				Prostitution	0	0	0
				Assisting or Promoting Prostitution	0	0	0
				Purchasing Prostitution	0	0	0
				Weapon Law Violations	0	0	0
				Animal Cruelty	0	0	0
				Total Group A Offenses	44	17	3
							1

(*) Offenses are counted using the FBI Units of Count for Crime
 (**) The 'Arrests' column shows arrests made during the selected period, regardless of incident date. Arrest counts may be higher than incident counts.
 (***) Negligent Manslaughter now includes the killing of another person associated with driving under the influence, distracted driving (using a cell or smartphone), and reckless driving fatalities.

Richland County Sheriff's Office – 2022

2022 Population Estimate		8,813		Offenses (**)		Arrests (**)	
Offense Overview				Reported	Cleared	Adult	Juvenile
Offense Total	143	Group A Offenses					
Number Cleared	13	Crimes Against Persons (***)					
Percent Cleared	9.09%	Murder and Nonnegligent Manslaughter	0	0	0	0	
Group A Crimes per 100,000 population	1,622.6	Negligent Manslaughter	0	0	0	0	
		Aggravated Assault	0	0	0	0	
		Simple Assault	33	5	4	0	
		Intimidation	0	0	0	0	
		Stalking	3	0	0	0	
		Kidnapping/Abduction	1	0	0	0	
Arrest Overview		Rape	1	0	0	0	
Total Arrests	42	Sodomy	0	0	0	0	
Adult Arrests	40	Sexual Assault With An Object	0	0	0	0	
Juvenile Arrests	2	Fondling	4	0	0	1	
Unknown Age	0	Incest	0	0	0	0	
Arrests per 100,000 population	476.6	Statutory Rape	0	0	0	0	
		Commercial Sex Acts	0	0	0	0	
		Involuntary Servitude	0	0	0	0	
Average number offenses/incident	1.01	Crimes Against Property					
Domestic Incident Victims		Arson	1	0	1	0	
Offense	Reported	Cleared	Bribery	0	0	0	0
Murder and Nonnegligent Manslaughter	0	0	Burglary/Breaking & Entering	10	1	1	0
Aggravated Assault	0	0	Counterfeiting/Forgery	4	0	0	0
Simple Assault	0	0	Destruction/Damage/Vandalism of Property	15	1	0	0
Intimidation	0	0	Embezzlement	0	0	0	0
Stalking	0	0	Extortion/Blackmail	0	0	0	0
Rape	0	0	False Pretenses/Swindle/Confidence Game	8	0	0	0
Sodomy	0	0	Credit Card/Automated Teller Machine Fraud	0	0	0	0
Sexual Assault With An Object	0	0	Impersonation	0	0	0	0
Fondling	0	0	Welfare Fraud	0	0	0	0
Incest	0	0	Wire Fraud	0	0	0	0
Statutory Rape	0	0	Identity Theft	4	0	0	0
Kidnapping/Abduction	0	0	Hacking/Computer Invasion	0	0	0	0
Total	0	0	Robbery	1	0	0	0
			Pocket-picking	0	0	0	0
			Purse-snatching	0	0	0	0
			Shoplifting	1	0	0	0
			Theft From Building	1	0	0	0
			Theft From Coin Operated Machine or Device	0	0	0	0
			Theft From Motor Vehicle	5	0	0	0
			Theft of Motor Vehicle Parts/Accessories	3	0	0	0
			All Other Larceny	28	0	0	0
			Motor Vehicle Theft	4	0	0	0
			Stolen Property Offenses	1	0	0	0
			Crimes Against Society				
			Drug/Narcotic Violations	6	3	2	0
			Drug Equipment Violations	7	2	1	0
			Betting/Wagering	0	0	0	0
			Operating/Promoting/Assisting Gambling	0	0	0	0
			Gambling Equipment Violations	0	0	0	0
			Sports Tampering	0	0	0	0
			Pornography/Obscene Material	1	1	0	1
			Prostitution	0	0	0	0
			Assisting or Promoting Prostitution	0	0	0	0
			Purchasing Prostitution	0	0	0	0
			Weapon Law Violations	0	0	0	0
			Animal Cruelty	1	0	0	0
			Total Group A Offenses	143	13	9	2
Group B Arrests							
Offense	Adult	Juvenile					
Curfew/Loitering/Vagrancy Violations	0	0					
Disorderly Conduct	0	0					
Driving Under the Influence	19	0					
Family Offenses (Nonviolent)	1	0					
Liquor Law Violations	3	0					
Trespass of Real Property	0	0					
All Other Offenses	8	0					
Total Group B	31	0					

(*) Offenses are counted using the FBI Units of Count for Crime
 (**) The 'Arrests' column shows arrests made during the selected period, regardless of incident date. Arrest counts may be higher than incident counts.
 (***) Negligent Manslaughter now includes the killing of another person associated with driving under the influence, distracted driving (using a cell or smartphone), and reckless driving fatalities.

Rolette County Sheriff's Office – 2022

2022 Population Estimate		9,784		Offenses (*)		Arrests (**)	
Offense Overview				Reported	Cleared	Adult	Juvenile
Offense Total	117						
Number Cleared	62						
Percent Cleared	52.99%						
Group A Crimes per 100,000 population	1,195.8						
Arrest Overview							
Total Arrests	86						
Adult Arrests	86						
Juvenile Arrests	0						
Unknown Age	0						
Arrests per 100,000 population	879.0						
Average number offenses/incident	1.26						
Domestic Incident Victims				Crimes Against Property			
Offense	Reported	Cleared		Arson			
Murder and Nonnegligent Manslaughter	0	0		Bribery			
Aggravated Assault	2	0		Burglary/Breaking & Entering			
Simple Assault	4	1		Counterfeiting/Forgery			
Intimidation	1	1		Destruction/Damage/Vandalism of Property			
Stalking	1	0		Embezzlement			
Rape	1	0		Extortion/Blackmail			
Sodomy	0	0		False Pretenses/Swindle/Confidence Game			
Sexual Assault With An Object	0	0		Credit Card/Automated Teller Machine Fraud			
Fondling	0	0		Impersonation			
Incest	0	0		Welfare Fraud			
Statutory Rape	0	0		Wire Fraud			
Kidnapping/Abduction	0	0		Identity Theft			
Total	9	2		Hacking/Computer Invasion			
Group B Arrests				Robbery			
Offense	Adult	Juvenile		Pocket-picking			
Curfew/Loitering/Vagrancy Violations	0	0		Purse-snatching			
Disorderly Conduct	2	0		Shoplifting			
Driving Under the Influence	9	0		Theft From Building			
Family Offenses (Nonviolent)	1	0		Theft From Coin Operated Machine or Device			
Liquor Law Violations	4	0		Theft From Motor Vehicle			
Trespass of Real Property	2	0		Theft of Motor Vehicle Parts/Accessories			
All Other Offenses	18	0		All Other Larceny			
Total Group B	36	0		Motor Vehicle Theft			
				Stolen Property Offenses			
				Crimes Against Society			
				Drug/Narcotic Violations			
				Drug Equipment Violations			
				Betting/Wagering			
				Operating/Promoting/Assisting Gambling			
				Gambling Equipment Violations			
				Sports Tampering			
				Pornography/Obscene Material			
				Prostitution			
				Assisting or Promoting Prostitution			
				Purchasing Prostitution			
				Weapon Law Violations			
				Animal Cruelty			
				Total Group A Offenses	117	62	50

(*) Offenses are counted using the FBI Units of Count for Crime
 (**) The 'Arrests' column shows arrests made during the selected period, regardless of incident date. Arrest counts may be higher than incident counts.
 (***) Negligent Manslaughter now includes the killing of another person associated with driving under the influence, distracted driving (using a cell or smartphone), and reckless driving fatalities.

Sargent County Sheriff's Office – 2022

2022 Population Estimate		3,856		Offenses (*)		Arrests (**)			
				Reported	Cleared	Adult	Juvenile		
Offense Overview				Group A Offenses					
Offense Total	40	Crimes Against Persons (***)							
Number Cleared	17	Murder and Nonnegligent Manslaughter							
Percent Cleared	42.50%	Negligent Manslaughter							
Group A Crimes per 100,000 population	1,037.3	Aggravated Assault							
				Simple Assault					
				Intimidation					
				Stalking					
				Kidnapping/Abduction					
				Rape					
				Sodomy					
				Sexual Assault With An Object					
				Fondling					
				Incest					
				Statutory Rape					
				Commercial Sex Acts					
				Involuntary Servitude					
Arrest Overview				Crimes Against Property					
Total Arrests	41	Arson							
Adult Arrests	41	Bribery							
Juvenile Arrests	0	Burglary/Breaking & Entering							
Unknown Age	0	Counterfeiting/Forgery							
Arrests per 100,000 population	1,063.3	Destruction/Damage/Vandalism of Property							
				Embezzlement					
				Extortion/Blackmail					
				False Pretenses/Swindle/Confidence Game					
				Credit Card/Automated Teller Machine Fraud					
				Impersonation					
				Welfare Fraud					
				Wire Fraud					
				Identity Theft					
				Hacking/Computer Invasion					
				Robbery					
				Pocket-picking					
				Purse-snatching					
				Shoplifting					
				Theft From Building					
				Theft From Coin Operated Machine or Device					
				Theft From Motor Vehicle					
				Theft of Motor Vehicle Parts/Accessories					
				All Other Larceny					
				Motor Vehicle Theft					
				Stolen Property Offenses					
				Crimes Against Society					
				Drug/Narcotic Violations					
				Drug Equipment Violations					
				Betting/Wagering					
				Operating/Promoting/Assisting Gambling					
				Gambling Equipment Violations					
				Sports Tampering					
				Pornography/Obscene Material					
				Prostitution					
				Assisting or Promoting Prostitution					
				Purchasing Prostitution					
				Weapon Law Violations					
				Animal Cruelty					
				Total Group A Offenses					
Domestic Incident Victims				Group B Arrests					
Offense	Reported	Cleared	Offense		Adult	Juvenile			
Murder and Nonnegligent Manslaughter	0	0	Curfew/Loitering/Vagrancy Violations		0	0			
Aggravated Assault	0	0	Disorderly Conduct		1	0			
Simple Assault	7	5	Driving Under the Influence		16	0			
Intimidation	1	1	Family Offenses (Nonviolent)		0	0			
Stalking	0	0	Liquor Law Violations		6	0			
Rape	0	0	Trespass of Real Property		1	0			
Sodomy	0	0	All Other Offenses		3	0			
Sexual Assault With An Object	0	0	Total Group B		27	0			
Fondling	0	0							
Incest	0	0							
Statutory Rape	0	0							
Kidnapping/Abduction	0	0							
Total	8	6							

(*) Offenses are counted using the FBI Units of Count for Crime
 (**) The 'Arrests' column shows arrests made during the selected period, regardless of incident date. Arrest counts may be higher than incident counts.
 (***) Negligent Manslaughter now includes the killing of another person associated with driving under the influence, distracted driving (using a cell or smartphone), and reckless driving fatalities.

Sheridan County Sheriff's Office – 2022

2022 Population Estimate		1,291		Offenses (*)		Arrests (**)	
Offense Overview				Reported	Cleared	Adult	Juvenile
Offense Total	54	Group A Offenses					
Number Cleared	13	Crimes Against Persons (***)					
Percent Cleared	24.07%	Murder and Nonnegligent Manslaughter	0	0	0	0	
Group A Crimes per 100,000 population	4,182.8	Negligent Manslaughter	0	0	0	0	
Arrest Overview				Aggravated Assault	0	0	0
Total Arrests	16	Simple Assault	5	1	1	0	
Adult Arrests	14	Intimidation	4	2	1	0	
Juvenile Arrests	2	Stalking	2	1	0	0	
Unknown Age	0	Kidnapping/Abduction	0	0	0	0	
Arrests per 100,000 population	1,239.3	Rape	1	0	0	0	
Average number offenses/incident	1.50	Sodomy	0	0	0	0	
Domestic Incident Victims				Sexual Assault With An Object	0	0	0
Offense	Reported	Cleared	Crimes Against Property				
Murder and Nonnegligent Manslaughter	0	0	Arson	0	0	0	0
Aggravated Assault	0	0	Bribery	0	0	0	0
Simple Assault	3	0	Burglary/Breaking & Entering	4	2	1	0
Intimidation	2	2	Counterfeiting/Forgery	0	0	0	0
Stalking	0	0	Destruction/Damage/Vandalism of Property	10	1	0	0
Rape	0	0	Embezzlement	0	0	0	0
Sodomy	0	0	Extortion/Blackmail	0	0	0	0
Sexual Assault With An Object	0	0	False Pretenses/Swindle/Confidence Game	2	0	0	0
Fondling	0	0	Credit Card/Automated Teller Machine Fraud	0	0	0	0
Incest	0	0	Impersonation	0	0	0	0
Statutory Rape	0	0	Welfare Fraud	0	0	0	0
Kidnapping/Abduction	0	0	Wire Fraud	1	0	0	0
Total	5	2	Identity Theft	2	0	0	0
Group B Arrests				Hacking/Computer Invasion	0	0	0
Offense	Adult	Juvenile	Robbery	0	0	0	0
Curfew/Loitering/Vagrancy Violations	0	0	Pocket-picking	0	0	0	0
Disorderly Conduct	2	1	Purse-snatching	0	0	0	0
Driving Under the Influence	2	0	Shoplifting	0	0	0	0
Family Offenses (Nonviolent)	0	0	Theft From Building	1	0	0	0
Liquor Law Violations	2	0	Theft From Coin Operated Machine or Device	0	0	0	0
Trespass of Real Property	1	0	Theft From Motor Vehicle	1	0	0	0
All Other Offenses	2	0	Theft of Motor Vehicle Parts/Accessories	0	0	0	0
Total Group B	9	1	All Other Larceny	7	1	0	1
(*) Offenses are counted using the FBI Units of Count for Crime				Motor Vehicle Theft	4	0	0
(**) The 'Arrests' column shows arrests made during the selected period, regardless of incident date. Arrest counts may be higher than incident counts.				Stolen Property Offenses	0	0	0
(***) Negligent Manslaughter now includes the killing of another person associated with driving under the influence, distracted driving (using a cell or smartphone), and reckless driving fatalities.				Crimes Against Society			
				Drug/Narcotic Violations	4	2	1
				Drug Equipment Violations	3	2	0
				Betting/Wagering	0	0	0
				Operating/Promoting/Assisting Gambling	0	0	0
				Gambling Equipment Violations	0	0	0
				Sports Tampering	0	0	0
				Pornography/Obscene Material	0	0	0
				Prostitution	0	0	0
				Assisting or Promoting Prostitution	0	0	0
				Purchasing Prostitution	0	0	0
				Weapon Law Violations	1	1	1
				Animal Cruelty	1	0	0
				Total Group A Offenses	54	13	5

Sioux County Sheriff's Office – 2022

2022 Population Estimate		3,634		Offenses (*)		Arrests (**)		
Offense Overview				Group A Offenses	Reported	Cleared	Adult	Juvenile
Offense Total	8			Crimes Against Persons (***)				
Number Cleared	6			Murder and Nonnegligent Manslaughter	0	0	0	0
Percent Cleared	75.00%			Negligent Manslaughter	0	0	0	0
Group A Crimes per 100,000 population	220.1			Aggravated Assault	0	0	0	0
				Simple Assault	0	0	0	0
				Intimidation	1	0	0	0
				Stalking	0	0	0	0
				Kidnapping/Abduction	0	0	0	0
Arrest Overview				Rape	0	0	0	0
Total Arrests	7			Sodomy	0	0	0	0
Adult Arrests	7			Sexual Assault With An Object	0	0	0	0
Juvenile Arrests	0			Fondling	0	0	0	0
Unknown Age	0			Incest	0	0	0	0
Arrests per 100,000 population	192.6			Statutory Rape	0	0	0	0
				Commercial Sex Acts	0	0	0	0
				Involuntary Servitude	0	0	0	0
Average number offenses/incident	1.14			Crimes Against Property				
Domestic Incident Victims				Arson	0	0	0	0
Offense	Reported	Cleared		Bribery	0	0	0	0
Murder and Nonnegligent Manslaughter	0	0		Burglary/Breaking & Entering	0	0	0	0
Aggravated Assault	0	0		Counterfeiting/Forgery	0	0	0	0
Simple Assault	0	0		Destruction/Damage/Vandalism of Property	0	0	0	0
Intimidation	0	0		Embezzlement	0	0	0	0
Stalking	0	0		Extortion/Blackmail	0	0	0	0
Rape	0	0		False Pretenses/Swindle/Confidence Game	0	0	0	0
Sodomy	0	0		Credit Card/Automated Teller Machine Fraud	0	0	0	0
Sexual Assault With An Object	0	0		Impersonation	0	0	0	0
Fondling	0	0		Welfare Fraud	0	0	0	0
Incest	0	0		Wire Fraud	0	0	0	0
Statutory Rape	0	0		Identity Theft	0	0	0	0
Kidnapping/Abduction	0	0		Hacking/Computer Invasion	0	0	0	0
Total	0	0		Robbery	0	0	0	0
				Pocket-picking	0	0	0	0
				Purse-snatching	0	0	0	0
				Shoplifting	0	0	0	0
				Theft From Building	0	0	0	0
				Theft From Coin Operated Machine or Device	1	0	0	0
				Theft From Motor Vehicle	0	0	0	0
				Theft of Motor Vehicle Parts/Accessories	0	0	0	0
				All Other Larceny	0	0	0	0
				Motor Vehicle Theft	0	0	0	0
				Stolen Property Offenses	1	1	1	0
				Crimes Against Society				
				Drug/Narcotic Violations	3	3	3	0
				Drug Equipment Violations	2	2	1	0
				Betting/Wagering	0	0	0	0
				Operating/Promoting/Assisting Gambling	0	0	0	0
				Gambling Equipment Violations	0	0	0	0
				Sports Tampering	0	0	0	0
				Pornography/Obscene Material	0	0	0	0
				Prostitution	0	0	0	0
				Assisting or Promoting Prostitution	0	0	0	0
				Purchasing Prostitution	0	0	0	0
				Weapon Law Violations	0	0	0	0
				Animal Cruelty	0	0	0	0
				Total Group A Offenses	8	6	5	0
Group B Arrests								
Offense	Adult	Juvenile						
Curfew/Loitering/Vagrancy Violations	0	0						
Disorderly Conduct	0	0						
Driving Under the Influence	1	0						
Family Offenses (Nonviolent)	1	0						
Liquor Law Violations	0	0						
Trespass of Real Property	0	0						
All Other Offenses	0	0						
Total Group B	2	0						

(*) Offenses are counted using the FBI Units of Count for Crime
 (**) The 'Arrests' column shows arrests made during the selected period, regardless of incident date. Arrest counts may be higher than incident counts.
 (***) Negligent Manslaughter now includes the killing of another person associated with driving under the influence, distracted driving (using a cell or smartphone), and reckless driving fatalities.

Slope County Sheriff's Office – 2022

2022 Population Estimate		686		Offenses (*)		Arrests (**)	
				Reported	Cleared	Adult	Juvenile
Offense Overview				Group A Offenses			
Offense Total	1			Crimes Against Persons (***)			
Number Cleared	0			Murder and Nonnegligent Manslaughter	0	0	0
Percent Cleared	0.00%			Negligent Manslaughter	0	0	0
Group A Crimes per 100,000 population	145.8			Aggravated Assault	0	0	0
				Simple Assault	0	0	0
				Intimidation	0	0	0
				Stalking	0	0	0
				Kidnapping/Abduction	0	0	0
Arrest Overview							
Total Arrests	0			Rape	0	0	0
Adult Arrests	0			Sodomy	0	0	0
Juvenile Arrests	0			Sexual Assault With An Object	0	0	0
Unknown Age	0			Fondling	0	0	0
Arrests per 100,000 population	0.0			Incest	0	0	0
				Statutory Rape	0	0	0
				Commercial Sex Acts	0	0	0
				Involuntary Servitude	0	0	0
Average number offenses/incident	1.00			Crimes Against Property			
Domestic Incident Victims				Arson			
Offense	Reported	Cleared		Bribery	0	0	0
Murder and Nonnegligent Manslaughter	0	0		Burglary/Breaking & Entering	1	0	0
Aggravated Assault	0	0		Counterfeiting/Forgery	0	0	0
Simple Assault	0	0		Destruction/Damage/Vandalism of Property	0	0	0
Intimidation	0	0		Embezzlement	0	0	0
Stalking	0	0		Extortion/Blackmail	0	0	0
Rape	0	0		False Pretenses/Swindle/Confidence Game	0	0	0
Sodomy	0	0		Credit Card/Automated Teller Machine Fraud	0	0	0
Sexual Assault With An Object	0	0		Impersonation	0	0	0
Fondling	0	0		Welfare Fraud	0	0	0
Incest	0	0		Wire Fraud	0	0	0
Statutory Rape	0	0		Identity Theft	0	0	0
Kidnapping/Abduction	0	0		Hacking/Computer Invasion	0	0	0
Total	0	0		Robbery	0	0	0
Group B Arrests				Pocket-picking			
Offense	Adult	Juvenile		Purse-snatching	0	0	0
Curfew/Loitering/Vagrancy Violations	0	0		Shoplifting	0	0	0
Disorderly Conduct	0	0		Theft From Building	0	0	0
Driving Under the Influence	0	0		Theft From Coin Operated Machine or Device	0	0	0
Family Offenses (Nonviolent)	0	0		Theft From Motor Vehicle	0	0	0
Liquor Law Violations	0	0		Theft of Motor Vehicle Parts/Accessories	0	0	0
Trespass of Real Property	0	0		All Other Larceny	0	0	0
All Other Offenses	0	0		Motor Vehicle Theft	0	0	0
Total Group B	0	0		Stolen Property Offenses	0	0	0
				Crimes Against Society			
				Drug/Narcotic Violations			
				Drug Equipment Violations			
				Betting/Wagering			
				Operating/Promoting/Assisting Gambling			
				Gambling Equipment Violations			
				Sports Tampering			
				Pornography/Obscene Material			
				Prostitution			
				Assisting or Promoting Prostitution			
				Purchasing Prostitution			
				Weapon Law Violations			
				Animal Cruelty			
				Total Group A Offenses			
				1			
				0			
				0			
				0			

(*) Offenses are counted using the FBI Units of Count for Crime
 (**) The 'Arrests' column shows arrests made during the selected period, regardless of incident date. Arrest counts may be higher than incident counts.
 (***) Negligent Manslaughter now includes the killing of another person associated with driving under the influence, distracted driving (using a cell or smartphone), and reckless driving fatalities.

Stark County Sheriff's Office – 2022

2022 Population Estimate		8,063		Offenses (*)		Arrests (**)	
Offense Overview				Reported	Cleared	Adult	Juvenile
Offense Total	235	Group A Offenses					
Number Cleared	80	Crimes Against Persons (***)					
Percent Cleared	34.04%	Murder and Nonnegligent Manslaughter	0	0	0	0	
Group A Crimes per 100,000 population	2,914.5	Negligent Manslaughter	0	0	0	0	
		Aggravated Assault	4	3	2	1	
		Simple Assault	33	24	19	0	
		Intimidation	12	6	4	1	
		Stalking	0	0	0	0	
		Kidnapping/Abduction	0	0	0	0	
		Rape	0	0	0	0	
		Sodomy	0	0	0	0	
		Sexual Assault With An Object	0	0	0	0	
		Fondling	4	0	0	0	
		Incest	0	0	0	0	
		Statutory Rape	1	0	0	0	
		Commercial Sex Acts	0	0	0	0	
		Involuntary Servitude	0	0	0	0	
		Crimes Against Property					
		Arson	0	0	0	0	
		Bribery	0	0	0	0	
		Burglary/Breaking & Entering	6	2	0	0	
		Counterfeiting/Forgery	0	0	0	0	
		Destruction/Damage/Vandalism of Property	27	4	3	0	
		Embezzlement	0	0	0	0	
		Extortion/Blackmail	1	0	0	0	
		False Pretenses/Swindle/Confidence Game	7	0	0	0	
		Credit Card/Automated Teller Machine Fraud	0	0	0	0	
		Impersonation	0	0	0	0	
		Welfare Fraud	0	0	0	0	
		Wire Fraud	2	0	0	0	
		Identity Theft	4	2	0	0	
		Hacking/Computer Invasion	0	0	0	0	
		Robbery	1	0	0	0	
		Pocket-picking	0	0	0	0	
		Purse-snatching	0	0	0	0	
		Shoplifting	0	0	0	0	
		Theft From Building	8	0	0	0	
		Theft From Coin Operated Machine or Device	0	0	0	0	
		Theft From Motor Vehicle	4	0	0	0	
		Theft of Motor Vehicle Parts/Accessories	1	0	0	0	
		All Other Larceny	51	7	5	1	
		Motor Vehicle Theft	7	2	3	0	
		Stolen Property Offenses	4	0	0	0	
		Crimes Against Society					
		Drug/Narcotic Violations	29	15	14	3	
		Drug Equipment Violations	22	13	5	0	
		Betting/Wagering	0	0	0	0	
		Operating/Promoting/Assisting Gambling	0	0	0	0	
		Gambling Equipment Violations	0	0	0	0	
		Sports Tampering	0	0	0	0	
		Pornography/Obscene Material	0	0	0	0	
		Prostitution	0	0	0	0	
		Assisting or Promoting Prostitution	0	0	0	0	
		Purchasing Prostitution	0	0	0	0	
		Weapon Law Violations	3	2	1	0	
		Animal Cruelty	4	0	0	0	
		Total Group A Offenses	235	80	56	6	

Domestic Incident Victims			
Offense	Reported	Cleared	
Murder and Nonnegligent Manslaughter	0	0	
Aggravated Assault	2	2	
Simple Assault	13	12	
Intimidation	0	0	
Stalking	0	0	
Rape	0	0	
Sodomy	0	0	
Sexual Assault With An Object	0	0	
Fondling	0	0	
Incest	0	0	
Statutory Rape	0	0	
Kidnapping/Abduction	0	0	
Total	15	14	

Group B Arrests			
Offense	Adult	Juvenile	
Curfew/Loitering/Vagrancy Violations	0	0	
Disorderly Conduct	1	0	
Driving Under the Influence	30	0	
Family Offenses (Nonviolent)	0	0	
Liquor Law Violations	14	0	
Trespass of Real Property	3	0	
All Other Offenses	25	0	
Total Group B	73	0	

(*) Offenses are counted using the FBI Units of Count for Crime
 (**) The 'Arrests' column shows arrests made during the selected period, regardless of incident date. Arrest counts may be higher than incident counts.
 (***) Negligent Manslaughter now includes the killing of another person associated with driving under the influence, distracted driving (using a cell or smartphone), and reckless driving fatalities.

Steele County Sheriff's Office – 2022

2022 Population Estimate		1,842	Offenses (**)		Arrests (**)		
Offense Overview			Group A Offenses	Reported	Cleared	Adult	Juvenile
Offense Total	17		Crimes Against Persons (***)				
Number Cleared	14		Murder and Nonnegligent Manslaughter	0	0	0	0
Percent Cleared	82.35%		Negligent Manslaughter	0	0	0	0
Group A Crimes per 100,000 population	922.9		Aggravated Assault	0	0	0	0
			Simple Assault	5	5	5	0
			Intimidation	3	3	1	0
			Stalking	2	2	0	0
			Kidnapping/Abduction	0	0	0	0
Arrest Overview			Rape	0	0	0	0
Total Arrests	28		Sodomy	0	0	0	0
Adult Arrests	23		Sexual Assault With An Object	0	0	0	0
Juvenile Arrests	5		Fondling	0	0	0	0
Unknown Age	0		Incest	0	0	0	0
Arrests per 100,000 population	1,520.1		Statutory Rape	0	0	0	0
			Commercial Sex Acts	0	0	0	0
			Involuntary Servitude	0	0	0	0
Average number offenses/incident	1.70		Crimes Against Property				
Domestic Incident Victims			Arson	0	0	0	0
Offense	Reported	Cleared	Bribery	0	0	0	0
Murder and Nonnegligent Manslaughter	0	0	Burglary/Breaking & Entering	0	0	0	0
Aggravated Assault	0	0	Counterfeiting/Forgery	1	0	0	0
Simple Assault	4	4	Destruction/Damage/Vandalism of Property	1	1	0	0
Intimidation	0	0	Embezzlement	0	0	0	0
Stalking	0	0	Extortion/Blackmail	0	0	0	0
Rape	0	0	False Pretenses/Swindle/Confidence Game	0	0	0	0
Sodomy	0	0	Credit Card/Automated Teller Machine Fraud	1	0	0	0
Sexual Assault With An Object	0	0	Impersonation	0	0	0	0
Fondling	0	0	Welfare Fraud	0	0	0	0
Incest	0	0	Wire Fraud	1	0	0	0
Statutory Rape	0	0	Identity Theft	0	0	0	0
Kidnapping/Abduction	0	0	Hacking/Computer Invasion	0	0	0	0
Total	4	4	Robbery	0	0	0	0
			Pocket-picking	0	0	0	0
			Purse-snatching	0	0	0	0
			Shoplifting	0	0	0	0
Group B Arrests			Theft From Building	0	0	0	0
Offense	Adult	Juvenile	Theft From Coin Operated Machine or Device	0	0	0	0
Curfew/Loitering/Vagrancy Violations	0	0	Theft From Motor Vehicle	0	0	0	0
Disorderly Conduct	0	0	Theft of Motor Vehicle Parts/Accessories	0	0	0	0
Driving Under the Influence	4	0	All Other Larceny	0	0	0	0
Family Offenses (Nonviolent)	0	0	Motor Vehicle Theft	0	0	0	0
Liquor Law Violations	11	5	Stolen Property Offenses	0	0	0	0
Trespass of Real Property	0	0	Crimes Against Society				
All Other Offenses	0	0	Drug/Narcotic Violations	2	2	2	0
Total Group B	15	5	Drug Equipment Violations	1	1	0	0
			Betting/Wagering	0	0	0	0
			Operating/Promoting/Assisting Gambling	0	0	0	0
			Gambling Equipment Violations	0	0	0	0
			Sports Tampering	0	0	0	0
			Pornography/Obscene Material	0	0	0	0
			Prostitution	0	0	0	0
			Assisting or Promoting Prostitution	0	0	0	0
			Purchasing Prostitution	0	0	0	0
			Weapon Law Violations	0	0	0	0
			Animal Cruelty	0	0	0	0
			Total Group A Offenses	17	14	8	0

(*) Offenses are counted using the FBI Units of Count for Crime
 (**) The 'Arrests' column shows arrests made during the selected period, regardless of incident date. Arrest counts may be higher than incident counts.

(***) Negligent Manslaughter now includes the killing of another person associated with driving under the influence, distracted driving (using a cell or smartphone), and reckless driving fatalities.

Stutsman County Sheriff's Office – 2022

2022 Population Estimate		6,076		Offenses (*)		Arrests (**)	
Offense Overview				Reported	Cleared	Adult	Juvenile
Offense Total	98						
Number Cleared	36						
Percent Cleared	36.73%						
Group A Crimes per 100,000 population	1,612.9						
Arrest Overview							
Total Arrests	89						
Adult Arrests	80						
Juvenile Arrests	9						
Unknown Age	0						
Arrests per 100,000 population	1,464.8						
Average number offenses/incident	1.15						
Domestic Incident Victims				Crimes Against Property			
Offense	Reported	Cleared					
Murder and Nonnegligent Manslaughter	0	0		Arson	1	0	0
Aggravated Assault	0	0		Bribery	0	0	0
Simple Assault	0	0		Burglary/Breaking & Entering	3	1	0
Intimidation	0	0		Counterfeiting/Forgery	0	0	0
Stalking	0	0		Destruction/Damage/Vandalism of Property	11	1	0
Rape	0	0		Embezzlement	0	0	0
Sodomy	0	0		Extortion/Blackmail	0	0	0
Sexual Assault With An Object	0	0		False Pretenses/Swindle/Confidence Game	5	1	1
Fondling	0	0		Credit Card/Automated Teller Machine Fraud	1	0	0
Incest	0	0		Impersonation	6	1	3
Statutory Rape	0	0		Welfare Fraud	0	0	0
Kidnapping/Abduction	0	0		Wire Fraud	0	0	0
Total	0	0		Identity Theft	0	0	0
Group B Arrests				Crimes Against Society			
Offense	Adult	Juvenile		Drug/Narcotic Violations	10	7	3
Curfew/Loitering/Vagrancy Violations	0	0		Drug Equipment Violations	8	6	1
Disorderly Conduct	0	0		Betting/Wagering	0	0	0
Driving Under the Influence	23	0		Operating/Promoting/Assisting Gambling	0	0	0
Family Offenses (Nonviolent)	0	0		Gambling Equipment Violations	0	0	0
Liquor Law Violations	8	0		Sports Tampering	0	0	0
Trespass of Real Property	0	0		Pornography/Obscene Material	0	0	0
All Other Offenses	24	3		Prostitution	0	0	0
Total Group B	55	3		Assisting or Promoting Prostitution	0	0	0
				Purchasing Prostitution	0	0	0
				Weapon Law Violations	0	0	1
				Animal Cruelty	0	0	0
				Total Group A Offenses	98	36	25
							6

(*) Offenses are counted using the FBI Units of Count for Crime
 (**) The 'Arrests' column shows arrests made during the selected period, regardless of incident date. Arrest counts may be higher than incident counts.
 (***) Negligent Manslaughter now includes the killing of another person associated with driving under the influence, distracted driving (using a cell or smartphone), and reckless driving fatalities.

Towner County Sheriff's Office – 2022

2022 Population Estimate		2,164		Offenses (*)		Arrests (**)		
				Reported	Cleared	Adult	Juvenile	
Offense Overview				Group A Offenses				
Offense Total	57			Crimes Against Persons (***)				
Number Cleared	32			Murder and Nonnegligent Manslaughter	3	3	0	0
Percent Cleared	56.14%			Negligent Manslaughter	0	0	0	0
Group A Crimes per 100,000 population	2,634.0			Aggravated Assault	0	0	0	0
				Simple Assault	6	4	2	1
				Intimidation	2	1	1	0
				Stalking	1	0	0	0
				Kidnapping/Abduction	0	0	0	0
Arrest Overview								
Total Arrests	23			Rape	1	0	0	0
Adult Arrests	21			Sodomy	0	0	0	0
Juvenile Arrests	2			Sexual Assault With An Object	0	0	0	0
Unknown Age	0			Fondling	0	0	0	0
Arrests per 100,000 population	1,062.8			Incest	0	0	0	0
				Statutory Rape	0	0	0	0
				Commercial Sex Acts	0	0	0	0
Average number offenses/incident	1.50			Involuntary Servitude	0	0	0	0
Domestic Incident Victims				Crimes Against Property				
Offense	Reported	Cleared		Arson	0	0	0	0
Murder and Nonnegligent Manslaughter	3	3		Bribery	0	0	0	0
Aggravated Assault	0	0		Burglary/Breaking & Entering	3	2	1	1
Simple Assault	4	3		Counterfeiting/Forgery	0	0	0	0
Intimidation	1	1		Destruction/Damage/Vandalism of Property	2	0	0	0
Stalking	0	0		Embezzlement	0	0	0	0
Rape	0	0		Extortion/Blackmail	0	0	0	0
Sodomy	0	0		False Pretenses/Swindle/Confidence Game	2	2	1	0
Sexual Assault With An Object	0	0		Credit Card/Automated Teller Machine Fraud	0	0	0	0
Fondling	0	0		Impersonation	0	0	0	0
Incest	0	0		Welfare Fraud	0	0	0	0
Statutory Rape	0	0		Wire Fraud	0	0	0	0
Kidnapping/Abduction	0	0		Identity Theft	0	0	0	0
Total	8	7		Hacking/Computer Invasion	0	0	0	0
Group B Arrests								
Offense	Adult	Juvenile		Robbery	0	0	0	0
Curfew/Loitering/Vagrancy Violations	0	0		Pocket-picking	0	0	0	0
Disorderly Conduct	1	0		Purse-snatching	0	0	0	0
Driving Under the Influence	2	0		Shoplifting	1	1	1	0
Family Offenses (Nonviolent)	0	0		Theft From Building	0	0	0	0
Liquor Law Violations	0	0		Theft From Coin Operated Machine or Device	0	0	0	0
Trespass of Real Property	0	0		Theft From Motor Vehicle	0	0	0	0
All Other Offenses	1	0		Theft of Motor Vehicle Parts/Accessories	0	0	0	0
Total Group B	4	0		All Other Larceny	6	1	0	0
				Crimes Against Society				
				Drug/Narcotic Violations	9	8	6	0
				Drug Equipment Violations	10	8	3	0
				Betting/Wagering	0	0	0	0
				Operating/Promoting/Assisting Gambling	0	0	0	0
				Gambling Equipment Violations	0	0	0	0
				Sports Tampering	0	0	0	0
				Pornography/Obscene Material	1	1	0	0
				Prostitution	0	0	0	0
				Assisting or Promoting Prostitution	0	0	0	0
				Purchasing Prostitution	0	0	0	0
				Weapon Law Violations	1	1	1	0
				Animal Cruelty	0	0	0	0
				Total Group A Offenses	57	32	17	2

(*) Offenses are counted using the FBI Units of Count for Crime
 (**) The 'Arrests' column shows arrests made during the selected period, regardless of incident date. Arrest counts may be higher than incident counts.

(***) Negligent Manslaughter now includes the killing of another person associated with driving under the influence, distracted driving (using a cell or smartphone), and reckless driving fatalities.

Trail County Sheriff's Office – 2022

2022 Population Estimate		8,116	Offenses (*)		Arrests (**)		
Offense Overview			Group A Offenses	Reported	Cleared	Adult	Juvenile
Offense Total	130		Crimes Against Persons (***)				
Number Cleared	15		Murder and Nonnegligent Manslaughter	0	0	0	0
Percent Cleared	11.54%		Negligent Manslaughter	0	0	0	0
Group A Crimes per 100,000 population	1,601.8		Aggravated Assault	0	0	0	0
			Simple Assault	20	5	3	1
			Intimidation	7	0	0	0
			Stalking	5	0	0	0
			Kidnapping/Abduction	1	0	0	0
Arrest Overview			Rape	2	0	0	0
Total Arrests	40		Sodomy	0	0	0	0
Adult Arrests	39		Sexual Assault With An Object	0	0	0	0
Juvenile Arrests	1		Fondling	4	0	0	0
Unknown Age	0		Incest	0	0	0	0
Arrests per 100,000 population	492.9		Statutory Rape	0	0	0	0
			Commercial Sex Acts	0	0	0	0
			Involuntary Servitude	0	0	0	0
Average number offenses/incident	1.14		Crimes Against Property				
Domestic Incident Victims			Arson	0	0	0	0
Offense	Reported	Cleared	Bribery	0	0	0	0
Murder and Nonnegligent Manslaughter	0	0	Burglary/Breaking & Entering	7	1	1	0
Aggravated Assault	0	0	Counterfeiting/Forgery	2	0	0	0
Simple Assault	14	5	Destruction/Damage/Vandalism of Property	18	0	0	0
Intimidation	2	0	Embezzlement	0	0	0	0
Stalking	0	0	Extortion/Blackmail	1	0	0	0
Rape	0	0	False Pretenses/Swindle/Confidence Game	3	0	0	0
Sodomy	0	0	Credit Card/Automated Teller Machine Fraud	1	0	0	0
Sexual Assault With An Object	0	0	Impersonation	0	0	0	0
Fondling	0	0	Welfare Fraud	0	0	0	0
Incest	0	0	Wire Fraud	3	0	0	0
Statutory Rape	0	0	Identity Theft	5	0	0	0
Kidnapping/Abduction	0	0	Hacking/Computer Invasion	0	0	0	0
Total	16	5	Robbery	0	0	0	0
			Pocket-picking	0	0	0	0
			Purse-snatching	0	0	0	0
			Shoplifting	0	0	0	0
Group B Arrests			Theft From Building	14	0	0	0
Offense	Adult	Juvenile	Theft From Coin Operated Machine or Device	2	0	0	0
Curfew/Loitering/Vagrancy Violations	0	0	Theft From Motor Vehicle	1	0	0	0
Disorderly Conduct	2	0	Theft of Motor Vehicle Parts/Accessories	0	0	0	0
Driving Under the Influence	25	0	All Other Larceny	9	1	0	0
Family Offenses (Nonviolent)	0	0	Motor Vehicle Theft	8	2	1	0
Liquor Law Violations	2	0	Stolen Property Offenses	3	1	1	0
Trespass of Real Property	1	0	Crimes Against Society				
All Other Offenses	1	0	Drug/Narcotic Violations	8	3	2	0
Total Group B	31	0	Drug Equipment Violations	3	2	0	0
			Betting/Wagering	0	0	0	0
			Operating/Promoting/Assisting Gambling	0	0	0	0
			Gambling Equipment Violations	0	0	0	0
			Sports Tampering	0	0	0	0
			Pornography/Obscene Material	0	0	0	0
			Prostitution	0	0	0	0
			Assisting or Promoting Prostitution	0	0	0	0
			Purchasing Prostitution	0	0	0	0
			Weapon Law Violations	0	0	0	0
			Animal Cruelty	3	0	0	0
			Total Group A Offenses	130	15	8	1

(*) Offenses are counted using the FBI Units of Count for Crime
 (**) The 'Arrests' column shows arrests made during the selected period, regardless of incident date. Arrest counts may be higher than incident counts.

(***) Negligent Manslaughter now includes the killing of another person associated with driving under the influence, distracted driving (using a cell or smartphone), and reckless driving fatalities.

Walsh County Sheriff's Office – 2022

2022 Population Estimate		6,409		Offenses (*)		Arrests (**)	
Offense Overview				Reported	Cleared	Adult	Juvenile
Offense Total	222	Group A Offenses					
Number Cleared	80	Crimes Against Persons (***)					
Percent Cleared	36.04%	Murder and Nonnegligent Manslaughter	0	0	0	0	
Group A Crimes per 100,000 population	3,463.9	Negligent Manslaughter	2	2	0	0	
		Aggravated Assault	5	4	4	0	
		Simple Assault	18	10	8	0	
		Intimidation	13	3	2	0	
		Stalking	3	0	0	0	
		Kidnapping/Abduction	1	1	1	0	
Arrest Overview		Rape	3	0	0	0	
Total Arrests	97	Sodomy	2	0	0	0	
Adult Arrests	93	Sexual Assault With An Object	0	0	0	0	
Juvenile Arrests	4	Fondling	5	0	0	0	
Unknown Age	0	Incest	0	0	0	0	
Arrests per 100,000 population	1,513.5	Statutory Rape	2	0	0	0	
		Commercial Sex Acts	0	0	0	0	
		Involuntary Servitude	0	0	0	0	
Average number offenses/incident	1.38	Crimes Against Property					
Domestic Incident Victims		Arson	1	1	0	1	
Offense	Reported	Cleared	Bribery	0	0	0	0
Murder and Nonnegligent Manslaughter	0	0	Burglary/Breaking & Entering	5	1	0	1
Aggravated Assault	1	0	Counterfeiting/Forgery	3	1	1	0
Simple Assault	7	2	Destruction/Damage/Vandalism of Property	28	3	1	0
Intimidation	2	2	Embezzlement	1	0	0	0
Stalking	0	0	Extortion/Blackmail	0	0	0	0
Rape	0	0	False Pretenses/Swindle/Confidence Game	8	0	0	0
Sodomy	0	0	Credit Card/Automated Teller Machine Fraud	0	0	0	0
Sexual Assault With An Object	0	0	Impersonation	0	0	0	0
Fondling	0	0	Welfare Fraud	0	0	0	0
Incest	0	0	Wire Fraud	0	0	0	0
Statutory Rape	0	0	Identity Theft	8	1	0	0
Kidnapping/Abduction	0	0	Hacking/Computer Invasion	0	0	0	0
Total	10	4	Robbery	0	0	0	0
Group B Arrests			Pocket-picking	0	0	0	0
Offense	Adult	Juvenile	Purse-snatching	0	0	0	0
Curfew/Loitering/Vagrancy Violations	0	0	Shoplifting	0	0	0	0
Disorderly Conduct	2	0	Theft From Building	1	0	0	0
Driving Under the Influence	29	0	Theft From Coin Operated Machine or Device	0	0	0	0
Family Offenses (Nonviolent)	0	0	Theft From Motor Vehicle	1	1	0	0
Liquor Law Violations	6	0	Theft of Motor Vehicle Parts/Accessories	0	0	0	0
Trespass of Real Property	0	0	All Other Larceny	25	3	2	0
All Other Offenses	11	0	Motor Vehicle Theft	1	0	0	0
Total Group B	48	0	Stolen Property Offenses	1	0	0	0
			Crimes Against Society				
			Drug/Narcotic Violations	31	19	18	1
			Drug Equipment Violations	45	24	6	1
			Betting/Wagering	0	0	0	0
			Operating/Promoting/Assisting Gambling	0	0	0	0
			Gambling Equipment Violations	0	0	0	0
			Sports Tampering	0	0	0	0
			Pornography/Obscene Material	1	0	0	0
			Prostitution	0	0	0	0
			Assisting or Promoting Prostitution	0	0	0	0
			Purchasing Prostitution	0	0	0	0
			Weapon Law Violations	8	6	2	0
			Animal Cruelty	0	0	0	0
			Total Group A Offenses	222	80	45	4

(*) Offenses are counted using the FBI Units of Count for Crime
 (**) The 'Arrests' column shows arrests made during the selected period, regardless of incident date. Arrest counts may be higher than incident counts.
 (***) Negligent Manslaughter now includes the killing of another person associated with driving under the influence, distracted driving (using a cell or smartphone), and reckless driving fatalities.

Ward County Sheriff's Office – 2022

2022 Population Estimate		17,764		Offenses (*)		Arrests (**)	
Offense Overview				Reported	Cleared	Adult	Juvenile
Offense Total	580	Group A Offenses					
Number Cleared	357	Crimes Against Persons (***)					
Percent Cleared	61.55%	Murder and Nonnegligent Manslaughter	0	0	0	0	
Group A Crimes per 100,000 population	3,265.0	Negligent Manslaughter	0	0	0	0	
		Aggravated Assault	16	11	6	2	
		Simple Assault	81	66	22	21	
		Intimidation	13	11	2	2	
		Stalking	10	5	2	1	
		Kidnapping/Abduction	2	1	0	0	
		Rape	6	1	2	0	
		Sodomy	3	2	0	0	
		Sexual Assault With An Object	0	0	0	0	
		Fondling	10	3	1	0	
		Incest	0	0	0	0	
		Statutory Rape	2	1	0	0	
		Commercial Sex Acts	0	0	0	0	
		Involuntary Servitude	0	0	0	0	
		Crimes Against Property					
		Arson	0	0	0	0	
		Bribery	1	1	1	0	
		Burglary/Breaking & Entering	27	2	1	0	
		Counterfeiting/Forgery	6	3	2	0	
		Destruction/Damage/Vandalism of Property	33	11	6	2	
		Embezzlement	1	0	0	0	
		Extortion/Blackmail	1	0	0	0	
		False Pretenses/Swindle/Confidence Game	7	3	1	2	
		Credit Card/Automated Teller Machine Fraud	0	0	0	0	
		Impersonation	1	0	0	0	
		Welfare Fraud	1	0	0	0	
		Wire Fraud	1	0	0	0	
		Identity Theft	6	0	0	0	
		Hacking/Computer Invasion	0	0	0	0	
		Robbery	1	0	0	0	
		Pocket-picking	0	0	1	0	
		Purse-snatching	1	0	0	0	
		Shoplifting	0	0	0	0	
		Theft From Building	6	1	0	0	
		Theft From Coin Operated Machine or Device	1	0	0	0	
		Theft From Motor Vehicle	8	0	0	0	
		Theft of Motor Vehicle Parts/Accessories	5	1	2	0	
		All Other Larceny	35	5	3	0	
		Motor Vehicle Theft	19	3	3	0	
		Stolen Property Offenses	13	8	1	0	
		Crimes Against Society					
		Drug/Narcotic Violations	119	102	63	10	
		Drug Equipment Violations	125	106	55	1	
		Betting/Wagering	0	0	0	0	
		Operating/Promoting/Assisting Gambling	0	0	0	0	
		Gambling Equipment Violations	0	0	0	0	
		Sports Tampering	0	0	0	0	
		Pornography/Obscene Material	9	3	1	0	
		Prostitution	0	0	0	0	
		Assisting or Promoting Prostitution	0	0	0	0	
		Purchasing Prostitution	0	0	0	0	
		Weapon Law Violations	7	5	4	0	
		Animal Cruelty	3	2	2	0	
		Total Group A Offenses	580	357	181	41	

Domestic Incident Victims		Reported	Cleared
Offense			
Murder and Nonnegligent Manslaughter	0	0	0
Aggravated Assault	6	2	2
Simple Assault	21	15	15
Intimidation	0	0	0
Stalking	1	0	0
Rape	1	1	1
Sodomy	1	1	1
Sexual Assault With An Object	0	0	0
Fondling	0	0	0
Incest	0	0	0
Statutory Rape	1	1	1
Kidnapping/Abduction	0	0	0
Total	31	20	20

Group B Arrests		Adult	Juvenile
Offense			
Curfew/Loitering/Vagrancy Violations	0	0	0
Disorderly Conduct	2	9	9
Driving Under the Influence	83	1	1
Family Offenses (Nonviolent)	2	0	0
Liquor Law Violations	48	18	18
Trespass of Real Property	3	0	0
All Other Offenses	107	6	6
Total Group B	245	34	34

(*) Offenses are counted using the FBI Units of Count for Crime
 (**) The 'Arrests' column shows arrests made during the selected period, regardless of incident date. Arrest counts may be higher than incident counts.
 (***) Negligent Manslaughter now includes the killing of another person associated with driving under the influence, distracted driving (using a cell or smartphone), and reckless driving fatalities.

Wells County Sheriff's Office – 2022

2022 Population Estimate		2,310		Offenses (**)		Arrests (**)		
Offense Overview				Group A Offenses	Reported	Cleared	Adult	Juvenile
Offense Total		31		Crimes Against Persons (***)				
Number Cleared		18		Murder and Nonnegligent Manslaughter	0	0	0	0
Percent Cleared		58.06%		Negligent Manslaughter	0	0	0	0
Group A Crimes per 100,000 population		1,342.0		Aggravated Assault	3	2	2	0
				Simple Assault	1	1	1	0
				Intimidation	2	1	0	0
				Stalking	1	0	0	0
				Kidnapping/Abduction	0	0	0	0
Arrest Overview				Rape	1	0	0	0
Total Arrests		24		Sodomy	0	0	0	0
Adult Arrests		24		Sexual Assault With An Object	0	0	0	0
Juvenile Arrests		0		Fondling	0	0	0	0
Unknown Age		0		Incest	0	0	0	0
Arrests per 100,000 population		1,039.0		Statutory Rape	0	0	0	0
				Commercial Sex Acts	0	0	0	0
				Involuntary Servitude	0	0	0	0
Average number offenses/incident		1.24		Crimes Against Property				
Domestic Incident Victims				Arson	1	1	1	0
Offense	Reported	Cleared		Bribery	0	0	0	0
Murder and Nonnegligent Manslaughter	0	0		Burglary/Breaking & Entering	1	1	0	0
Aggravated Assault	3	2		Counterfeiting/Forgery	4	0	0	0
Simple Assault	1	1		Destruction/Damage/Vandalism of Property	1	1	1	0
Intimidation	2	1		Embezzlement	0	0	0	0
Stalking	0	0		Extortion/Blackmail	1	0	0	0
Rape	1	0		False Pretenses/Swindle/Confidence Game	1	1	1	0
Sodomy	0	0		Credit Card/Automated Teller Machine Fraud	0	0	0	0
Sexual Assault With An Object	0	0		Impersonation	0	0	0	0
Fondling	0	0		Welfare Fraud	0	0	0	0
Incest	0	0		Wire Fraud	0	0	0	0
Statutory Rape	0	0		Identity Theft	1	0	0	0
Kidnapping/Abduction	0	0		Hacking/Computer Invasion	0	0	0	0
Total	7	4		Robbery	0	0	0	0
Group B Arrests				Pocket-picking	0	0	0	0
Offense	Adult	Juvenile		Purse-snatching	0	0	0	0
Curfew/Loitering/Vagrancy Violations	0	0		Shoplifting	0	0	0	0
Disorderly Conduct	0	0		Theft From Building	0	0	0	0
Driving Under the Influence	6	0		Theft From Coin Operated Machine or Device	0	0	0	0
Family Offenses (Nonviolent)	0	0		Theft From Motor Vehicle	0	0	0	0
Liquor Law Violations	0	0		Theft of Motor Vehicle Parts/Accessories	0	0	0	0
Trespass of Real Property	0	0		All Other Larceny	1	0	1	0
All Other Offenses	4	0		Motor Vehicle Theft	2	2	2	0
Total Group B	10	0		Stolen Property Offenses	0	0	0	0
(*) Offenses are counted using the FBI Units of Count for Crime				Crimes Against Society				
(**) The 'Arrests' column shows arrests made during the selected period, regardless of incident date. Arrest counts may be higher than incident counts.				Drug/Narcotic Violations	4	3	3	0
(***) Negligent Manslaughter now includes the killing of another person associated with driving under the influence, distracted driving (using a cell or smartphone), and reckless driving fatalities.				Drug Equipment Violations	5	4	2	0
				Betting/Wagering	0	0	0	0
				Operating/Promoting/Assisting Gambling	0	0	0	0
				Gambling Equipment Violations	0	0	0	0
				Sports Tampering	0	0	0	0
				Pornography/Obscene Material	0	0	0	0
				Prostitution	0	0	0	0
				Assisting or Promoting Prostitution	0	0	0	0
				Purchasing Prostitution	0	0	0	0
				Weapon Law Violations	0	0	0	0
				Animal Cruelty	1	1	0	0
				Total Group A Offenses	31	18	14	0

Williams County Sheriff's Office – 2022

2022 Population Estimate		8,265		Offenses (*)		Arrests (**)		
Offense Overview				Reported	Cleared	Adult	Juvenile	
Offense Total	417							
Number Cleared	142							
Percent Cleared	34.05%							
Group A Crimes per 100,000 population	5,045.4							
Arrest Overview								
Total Arrests	272							
Adult Arrests	257							
Juvenile Arrests	15							
Unknown Age	0							
Arrests per 100,000 population	3,291.0							
Average number offenses/incident	1.20							
Domestic Incident Victims								
Offense	Reported	Cleared						
Murder and Nonnegligent Manslaughter	1	1						
Aggravated Assault	6	4						
Simple Assault	20	15						
Intimidation	6	5						
Stalking	1	0						
Rape	0	0						
Sodomy	0	0						
Sexual Assault With An Object	0	0						
Fondling	0	0						
Incest	0	0						
Statutory Rape	0	0						
Kidnapping/Abduction	0	0						
Total	34	25						
Group B Arrests								
Offense	Adult	Juvenile						
Curfew/Loitering/Vagrancy Violations	0	0						
Disorderly Conduct	3	1						
Driving Under the Influence	91	1						
Family Offenses (Nonviolent)	0	0						
Liquor Law Violations	1	0						
Trespass of Real Property	3	0						
All Other Offenses	65	0						
Total Group B	163	2						
				Crimes Against Property				
				Arson	0	0	0	0
				Bribery	0	0	0	0
				Burglary/Breaking & Entering	39	7	5	1
				Counterfeiting/Forgery	3	0	0	0
				Destruction/Damage/Vandalism of Property	38	6	3	0
				Embezzlement	1	1	0	0
				Extortion/Blackmail	4	1	2	0
				False Pretenses/Swindle/Confidence Game	12	1	0	0
				Credit Card/Automated Teller Machine Fraud	1	0	0	0
				Impersonation	7	0	0	0
				Welfare Fraud	0	0	0	0
				Wire Fraud	2	0	0	0
				Identity Theft	0	0	0	0
				Hacking/Computer Invasion	0	0	0	0
				Robbery	1	1	3	1
				Pocket-picking	0	0	0	0
				Purse-snatching	0	0	0	0
				Shoplifting	0	0	0	0
				Theft From Building	1	0	0	0
				Theft From Coin Operated Machine or Device	0	0	0	0
				Theft From Motor Vehicle	4	0	0	0
				Theft of Motor Vehicle Parts/Accessories	6	1	0	0
				All Other Larceny	58	3	2	0
				Motor Vehicle Theft	35	6	3	0
				Stolen Property Offenses	4	3	2	2
				Crimes Against Society				
				Drug/Narcotic Violations	45	25	24	5
				Drug Equipment Violations	33	20	10	1
				Betting/Wagering	0	0	0	0
				Operating/Promoting/Assisting Gambling	0	0	0	0
				Gambling Equipment Violations	0	0	0	0
				Sports Tampering	0	0	0	0
				Pornography/Obscene Material	5	3	2	0
				Prostitution	0	0	0	0
				Assisting or Promoting Prostitution	0	0	0	0
				Purchasing Prostitution	0	0	0	0
				Weapon Law Violations	6	5	3	1
				Animal Cruelty	1	0	0	0
				Total Group A Offenses	417	142	94	13

(*) Offenses are counted using the FBI Units of Count for Crime
 (**) The 'Arrests' column shows arrests made during the selected period, regardless of incident date. Arrest counts may be higher than incident counts.

(***) Negligent Manslaughter now includes the killing of another person associated with driving under the influence, distracted driving (using a cell or smartphone), and reckless driving fatalities.

REPORTING POLICE DEPARTMENTS

Berthold Police Department – 2022

2022 Population Estimate		463		Offenses (*)		Arrests (**)	
Offense Overview				Reported	Cleared	Adult	Juvenile
Offense Total	52						
Number Cleared	52						
Percent Cleared	100.00%						
Group A Crimes per 100,000 population	11,231.1						
Arrest Overview							
Total Arrests	35						
Adult Arrests	33						
Juvenile Arrests	2						
Unknown Age	0						
Arrests per 100,000 population	7,559.4						
Average number offenses/incident	1.68						
Domestic Incident Victims							
Offense	Reported	Cleared					
Murder and Nonnegligent Manslaughter	0	0					
Aggravated Assault	0	0					
Simple Assault	1	1					
Intimidation	0	0					
Stalking	1	1					
Rape	0	0					
Sodomy	0	0					
Sexual Assault With An Object	0	0					
Fondling	0	0					
Incest	0	0					
Statutory Rape	0	0					
Kidnapping/Abduction	0	0					
Total	2	2					
Group B Arrests							
Offense	Adult	Juvenile					
Bad Checks	0	0					
Curfew/Loitering/Vagrancy Violations	0	0					
Disorderly Conduct	2	1					
Driving Under the Influence	0	0					
Drunkenness	0	0					
Family Offenses (Nonviolent)	0	0					
Liquor Law Violations	0	0					
Peeping Tom	0	0					
Runaway	0	0					
Trespass of Real Property	1	0					
All Other Offenses	0	0					
Total Group B	3	1					
				Crimes Against Property			
				Arson	0	0	0
				Bribery	0	0	0
				Burglary/Breaking & Entering	0	0	0
				Counterfeiting/Forgery	0	0	0
				Destruction/Damage/Vandalism of Property	0	0	0
				Embezzlement	0	0	0
				Extortion/Blackmail	0	0	0
				False Pretenses/Swindle/Confidence Game	0	0	0
				Credit Card/Automated Teller Machine Fraud	0	0	0
				Impersonation	0	0	1
				Welfare Fraud	0	0	0
				Wire Fraud	0	0	0
				Identity Theft	1	1	0
				Hacking/Computer Invasion	0	0	0
				Robbery	0	0	0
				Pocket-picking	0	0	0
				Purse-snatching	0	0	0
				Shoplifting	0	0	0
				Theft From Building	0	0	0
				Theft From Coin Operated Machine or Device	0	0	0
				Theft From Motor Vehicle	0	0	0
				Theft of Motor Vehicle Parts/Accessories	0	0	0
				All Other Larceny	1	1	1
				Motor Vehicle Theft	0	0	0
				Stolen Property Offenses	0	0	0
				Crimes Against Society			
				Drug/Narcotic Violations	20	20	19
				Drug Equipment Violations	24	24	5
				Betting/Wagering	0	0	0
				Operating/Promoting/Assisting Gambling	0	0	0
				Gambling Equipment Violations	0	0	0
				Sports Tampering	0	0	0
				Pornography/Obscene Material	0	0	0
				Prostitution	2	2	1
				Assisting or Promoting Prostitution	0	0	1
				Purchasing Prostitution	0	0	0
				Weapon Law Violations	2	2	1
				Animal Cruelty	0	0	0
				Total Group A Offenses	52	52	30

(*) Offenses are counted using the FBI Units of Count for Crime
 (**) The 'Arrests' column shows arrests made during the selected period, regardless of incident date. Arrest counts may be higher than incident counts.
 (***) Negligent Manslaughter now includes the killing of another person associated with driving under the influence, distracted driving (using a cell or smartphone), and reckless driving fatalities.

Beulah Police Department – 2022

2022 Population Estimate		3,032		Offenses (*)		Arrests (**)		
				Reported	Cleared	Adult	Juvenile	
Offense Overview				Group A Offenses				
Offense Total	174			Crimes Against Persons (***)				
Number Cleared	125			Murder and Nonnegligent Manslaughter	0	0	0	0
Percent Cleared	71.84%			Negligent Manslaughter	0	0	0	0
Group A Crimes per 100,000 population	5,738.8			Aggravated Assault	5	3	2	1
				Simple Assault	11	9	9	1
				Intimidation	11	9	2	0
				Stalking	1	0	0	0
				Kidnapping/Abduction	1	1	0	0
Arrest Overview				Rape	0	0	0	0
Total Arrests	107			Sodomy	0	0	0	0
Adult Arrests	90			Sexual Assault With An Object	0	0	0	0
Juvenile Arrests	17			Fondling	1	0	0	0
Unknown Age	0			Incest	0	0	0	0
Arrests per 100,000 population	3,529.0			Statutory Rape	0	0	0	0
				Commercial Sex Acts	0	0	0	0
				Involuntary Servitude	0	0	0	0
Average number offenses/incident	1.57			Crimes Against Property				
Domestic Incident Victims				Arson	0	0	0	0
Offense	Reported	Cleared						
Murder and Nonnegligent Manslaughter	0	0	Bribery	0	0	0	0	
Aggravated Assault	3	2	Burglary/Breaking & Entering	4	2	1	2	
Simple Assault	7	5	Counterfeiting/Forgery	4	0	0	0	
Intimidation	4	3	Destruction/Damage/Vandalism of Property	11	7	2	0	
Stalking	1	0	Embezzlement	0	0	0	0	
Rape	0	0	Extortion/Blackmail	0	0	0	0	
Sodomy	0	0	False Pretenses/Swindle/Confidence Game	6	4	4	0	
Sexual Assault With An Object	0	0	Credit Card/Automated Teller Machine Fraud	0	0	0	0	
Fondling	0	0	Impersonation	0	0	0	0	
Incest	0	0	Welfare Fraud	0	0	0	0	
Statutory Rape	0	0	Wire Fraud	0	0	0	0	
Kidnapping/Abduction	1	1	Identity Theft	1	0	0	0	
Total	16	11	Hacking/Computer Invasion	1	0	0	0	
				Robbery	1	1	1	0
Group B Arrests				Pocket-picking	0	0	0	0
Offense	Adult	Juvenile	Purse-snatching	0	0	0	0	
Bad Checks	0	0	Shoplifting	2	0	0	0	
Curfew/Loitering/Vagrancy Violations	0	0	Theft From Building	3	0	0	0	
Disorderly Conduct	2	0	Theft From Coin Operated Machine or Device	0	0	0	0	
Driving Under the Influence	13	0	Theft From Motor Vehicle	0	0	0	0	
Drunkenness	0	0	Theft of Motor Vehicle Parts/Accessories	0	0	0	0	
Family Offenses (Nonviolent)	0	1	All Other Larceny	13	1	0	1	
Liquor Law Violations	6	1	Motor Vehicle Theft	3	1	1	0	
Peeping Tom	0	0	Stolen Property Offenses	2	2	1	0	
Runaway	0	0	Crimes Against Society					
Trespass of Real Property	2	0	Drug/Narcotic Violations	45	43	27	8	
All Other Offenses	5	1	Drug Equipment Violations	42	38	9	1	
Total Group B	28	3	Betting/Wagering	0	0	0	0	
				Operating/Promoting/Assisting Gambling	0	0	0	
				Gambling Equipment Violations	0	0	0	
				Sports Tampering	0	0	0	
				Pornography/Obscene Material	1	0	0	
				Prostitution	0	0	0	
				Assisting or Promoting Prostitution	0	0	0	
				Purchasing Prostitution	0	0	0	
				Weapon Law Violations	5	4	3	
				Animal Cruelty	0	0	0	
				Total Group A Offenses	174	125	62	14

(*) Offenses are counted using the FBI Units of Count for Crime
 (**) The 'Arrests' column shows arrests made during the selected period, regardless of incident date. Arrest counts may be higher than incident counts.
 (***) Negligent Manslaughter now includes the killing of another person associated with driving under the influence, distracted driving (using a cell or smartphone), and reckless driving fatalities.

Bismarck Police Department – 2022

2022 Population Estimate		74,604		Offenses (*)		Arrests (**)		
Offense Overview				Group A Offenses	Reported	Cleared	Adult	Juvenile
Offense Total	6,753			Crimes Against Persons (***)				
Number Cleared	2,736			Murder and Nonnegligent Manslaughter	6	6	4	1
Percent Cleared	40.52%			Negligent Manslaughter	0	0	0	0
Group A Crimes per 100,000 population	9,051.8			Aggravated Assault	152	95	68	6
Arrest Overview				Simple Assault	941	498	272	77
Total Arrests	3,365			Intimidation	230	129	56	16
Adult Arrests	2,699			Stalking	12	5	2	0
Juvenile Arrests	666			Kidnapping/Abduction	19	12	8	0
Unknown Age	0			Rape	28	12	2	1
Arrests per 100,000 population	4,510.5			Sodomy	2	2	0	0
				Sexual Assault With An Object	2	0	0	0
				Fondling	106	32	11	2
				Incest	0	0	0	0
				Statutory Rape	7	1	5	2
				Commercial Sex Acts	1	0	0	0
				Involuntary Servitude	0	0	0	0
				Crimes Against Property				
Average number offenses/incident				1.18				
Domestic Incident Victims								
Offense	Reported	Cleared						
Murder and Nonnegligent Manslaughter	2	2	Arson					
Aggravated Assault	72	53	Bribery					
Simple Assault	520	291	Burglary/Breaking & Entering					
Intimidation	53	30	Counterfeiting/Forgery					
Stalking	4	3	Destruction/Damage/Vandalism of Property					
Rape	3	2	Embezzlement					
Sodomy	1	1	Extortion/Blackmail					
Sexual Assault With An Object	1	0	False Pretenses/Swindle/Confidence Game					
Fondling	11	6	Credit Card/Automated Teller Machine Fraud					
Incest	0	0	Impersonation					
Statutory Rape	0	0	Welfare Fraud					
Kidnapping/Abduction	15	11	Wire Fraud					
Total	682	399	Identity Theft					
Group B Arrests								
Offense	Adult	Juvenile						
Curfew/Loitering/Vagrancy Violations	0	28	Hacking/Computer Invasion					
Disorderly Conduct	104	102	Robbery					
Driving Under the Influence	261	1	Pocket-picking					
Family Offenses (Nonviolent)	23	0	Purse-snatching					
Liquor Law Violations	161	34	Shoplifting					
Trespass of Real Property	164	6	Theft From Building					
All Other Offenses	280	101	Theft From Coin Operated Machine or Device					
Total Group B	993	272	Crimes Against Society					
				Drug/Narcotic Violations				
				Drug Equipment Violations				
				Betting/Wagering				
				Operating/Promoting/Assisting Gambling				
				Gambling Equipment Violations				
				Sports Tampering				
				Pornography/Obscene Material				
				Prostitution				
				Assisting or Promoting Prostitution				
				Purchasing Prostitution				
				Weapon Law Violations				
				Animal Cruelty				
				Total Group A Offenses				

(*) Offenses are counted using the FBI Units of Count for Crime
 (**) The 'Arrests' column shows arrests made during the selected period, regardless of incident date. Arrest counts may be higher than incident counts.
 (***) Negligent Manslaughter now includes the killing of another person associated with driving under the influence, distracted driving (using a cell or smartphone), and reckless driving fatalities.

Bismarck State College – 2022

2022 Population Estimate		N/A	Offenses (*)		Arrests (**)	
Offense Overview			Reported	Cleared	Adult	Juvenile
Offense Overview						
Offense Total	18	Group A Offenses				
Number Cleared	0	Crimes Against Persons (***)				
Percent Cleared	0.00%	Murder and Nonnegligent Manslaughter	0	0	0	0
Group A Crimes per 100,000 population	N/A	Negligent Manslaughter	0	0	0	0
		Aggravated Assault	0	0	0	0
		Simple Assault	0	0	0	0
		Intimidation	3	0	0	0
		Stalking	0	0	0	0
		Kidnapping/Abduction	0	0	0	0
Arrest Overview		Rape	0	0	0	0
Total Arrests	1	Sodomy	0	0	0	0
Adult Arrests	1	Sexual Assault With An Object	1	0	0	0
Juvenile Arrests	0	Fondling	0	0	0	0
Unknown Age	0	Incest	0	0	0	0
Arrests per 100,000 population	N/A	Statutory Rape	0	0	0	0
		Commercial Sex Acts	0	0	0	0
		Involuntary Servitude	0	0	0	0
Average number offenses/incident	1.06	Crimes Against Property				
Domestic Incident Victims		Arson	1	0	0	0
Offense	Reported	Cleared	Bribery	0	0	0
Murder and Nonnegligent Manslaughter	0	0	Burglary/Breaking & Entering	1	0	0
Aggravated Assault	0	0	Counterfeiting/Forgery	0	0	0
Simple Assault	0	0	Destruction/Damage/Vandalism of Property	3	0	0
Intimidation	0	0	Embezzlement	0	0	0
Stalking	0	0	Extortion/Blackmail	0	0	0
Rape	0	0	False Pretenses/Swindle/Confidence Game	1	0	0
Sodomy	0	0	Credit Card/Automated Teller Machine Fraud	0	0	0
Sexual Assault With An Object	1	0	Impersonation	0	0	0
Fondling	0	0	Welfare Fraud	0	0	0
Incest	0	0	Wire Fraud	0	0	0
Statutory Rape	0	0	Identity Theft	0	0	0
Kidnapping/Abduction	0	0	Hacking/Computer Invasion	0	0	0
Total	1	0	Robbery	0	0	0
Group B Arrests			Pocket-picking	0	0	0
Offense	Adult	Juvenile	Purse-snatching	0	0	0
Curfew/Loitering/Vagrancy Violations	0	0	Shoplifting	0	0	0
Disorderly Conduct	0	0	Theft From Building	2	0	0
Driving Under the Influence	1	0	Theft From Coin Operated Machine or Device	0	0	0
Family Offenses (Nonviolent)	0	0	Theft From Motor Vehicle	0	0	0
Liquor Law Violations	0	0	Theft of Motor Vehicle Parts/Accessories	0	0	0
Trespass of Real Property	0	0	All Other Larceny	4	0	0
All Other Offenses	0	0	Motor Vehicle Theft	0	0	0
Total Group B	1	0	Stolen Property Offenses	0	0	0
			Crimes Against Society			
			Drug/Narcotic Violations	2	0	0
			Drug Equipment Violations	0	0	0
			Betting/Wagering	0	0	0
			Operating/Promoting/Assisting Gambling	0	0	0
			Gambling Equipment Violations	0	0	0
			Sports Tampering	0	0	0
			Pornography/Obscene Material	0	0	0
			Prostitution	0	0	0
			Assisting or Promoting Prostitution	0	0	0
			Purchasing Prostitution	0	0	0
			Weapon Law Violations	0	0	0
			Animal Cruelty	0	0	0
			Total Group A Offenses	18	0	0

(*) Offenses are counted using the FBI Units of Count for Crime
 (**) The 'Arrests' column shows arrests made during the selected period, regardless of incident date. Arrest counts may be higher than incident counts.
 (***) Negligent Manslaughter now includes the killing of another person associated with driving under the influence, distracted driving (using a cell or smartphone), and reckless driving fatalities.

Bowman Police Department – 2022

2022 Population Estimate		1,394		Offenses (*)		Arrests (**)		
Offense Overview				Group A Offenses	Reported	Cleared	Adult	Juvenile
Offense Total	74			Crimes Against Persons (***)				
Number Cleared	35			Murder and Nonnegligent Manslaughter	0	0	0	0
Percent Cleared	47.30%			Negligent Manslaughter	0	0	0	0
Group A Crimes per 100,000 population	5,308.5			Aggravated Assault	1	0	0	0
Arrest Overview				Simple Assault	16	13	7	0
Total Arrests	51			Intimidation	1	0	0	0
Adult Arrests	50			Stalking	2	0	0	0
Juvenile Arrests	1			Kidnapping/Abduction	0	0	0	0
Unknown Age	0			Rape	2	0	0	0
Arrests per 100,000 population	3,658.5			Sodomy	0	0	0	0
Average number offenses/incident				Sexual Assault With An Object	0	0	0	0
				Fondling	0	0	0	0
				Incest	1	0	0	0
				Statutory Rape	1	0	0	0
				Commercial Sex Acts	0	0	0	0
				Involuntary Servitude	0	0	0	0
Domestic Incident Victims				Crimes Against Property				
Offense	Reported	Cleared		Arson	0	0	0	0
Murder and Nonnegligent Manslaughter	0	0		Bribery	0	0	0	0
Aggravated Assault	1	0		Burglary/Breaking & Entering	2	2	0	0
Simple Assault	9	6		Counterfeiting/Forgery	1	0	0	0
Intimidation	1	0		Destruction/Damage/Vandalism of Property	9	3	0	0
Stalking	2	0		Embezzlement	0	0	0	0
Rape	0	0		Extortion/Blackmail	0	0	0	0
Sodomy	0	0		False Pretenses/Swindle/Confidence Game	1	0	0	0
Sexual Assault With An Object	0	0		Credit Card/Automated Teller Machine Fraud	1	1	0	0
Fondling	0	0		Impersonation	2	0	0	0
Incest	1	0		Welfare Fraud	0	0	0	0
Statutory Rape	0	0		Wire Fraud	0	0	0	0
Kidnapping/Abduction	0	0		Identity Theft	6	1	0	0
Total	14	6		Hacking/Computer Invasion	0	0	0	0
Group B Arrests				Robbery	0	0	0	0
Offense	Adult	Juvenile		Pocket-picking	0	0	0	0
Curfew/Loitering/Vagrancy Violations	0	0		Purse-snatching	0	0	0	0
Disorderly Conduct	2	0		Shoplifting	0	0	0	0
Driving Under the Influence	12	0		Theft From Building	0	0	0	0
Family Offenses (Nonviolent)	0	0		Theft From Coin Operated Machine or Device	0	0	0	0
Liquor Law Violations	1	0		Theft From Motor Vehicle	2	0	0	0
Trespass of Real Property	3	0		Theft of Motor Vehicle Parts/Accessories	0	0	0	0
All Other Offenses	16	1		All Other Larceny	9	2	1	0
Total Group B	34	1		Motor Vehicle Theft	1	1	0	0
				Stolen Property Offenses	0	0	0	0
				Crimes Against Society				
				Drug/Narcotic Violations	8	6	6	0
				Drug Equipment Violations	7	5	1	0
				Betting/Wagering	0	0	0	0
				Operating/Promoting/Assisting Gambling	0	0	0	0
				Gambling Equipment Violations	0	0	0	0
				Sports Tampering	0	0	0	0
				Pornography/Obscene Material	0	0	0	0
				Prostitution	0	0	0	0
				Assisting or Promoting Prostitution	0	0	0	0
				Purchasing Prostitution	0	0	0	0
				Weapon Law Violations	1	1	1	0
				Animal Cruelty	0	0	0	0
				Total Group A Offenses	74	35	16	0

(*) Offenses are counted using the FBI Units of Count for Crime
 (**) The 'Arrests' column shows arrests made during the selected period, regardless of incident date. Arrest counts may be higher than incident counts.

(***) Negligent Manslaughter now includes the killing of another person associated with driving under the influence, distracted driving (using a cell or smartphone), and reckless driving fatalities.

Burlington Police Department – 2022

2022 Population Estimate		1,255		Offenses (*)		Arrests (**)		
Offense Overview				Group A Offenses	Reported	Cleared	Adult	Juvenile
Offense Total		27		Crimes Against Persons (***)				
Number Cleared		15		Murder and Nonnegligent Manslaughter	0	0	0	0
Percent Cleared		55.56%		Negligent Manslaughter	0	0	0	0
Group A Crimes per 100,000 population		2,151.4		Aggravated Assault	0	0	0	0
				Simple Assault	4	1	1	0
				Intimidation	0	0	0	0
				Stalking	0	0	0	0
				Kidnapping/Abduction	0	0	0	0
Arrest Overview				Rape	0	0	0	0
Total Arrests		38		Sodomy	0	0	0	0
Adult Arrests		35		Sexual Assault With An Object	0	0	0	0
Juvenile Arrests		3		Fondling	0	0	0	0
Unknown Age		0		Incest	0	0	0	0
Arrests per 100,000 population		3,027.9		Statutory Rape	0	0	0	0
				Commercial Sex Acts	0	0	0	0
				Involuntary Servitude	0	0	0	0
Average number offenses/incident		1.23		Crimes Against Property				
Domestic Incident Victims				Arson	0	0	0	0
Offense	Reported	Cleared		Bribery	0	0	0	0
Murder and Nonnegligent Manslaughter	0	0		Burglary/Breaking & Entering	0	0	0	0
Aggravated Assault	0	0		Counterfeiting/Forgery	0	0	0	0
Simple Assault	0	0		Destruction/Damage/Vandalism of Property	2	0	0	0
Intimidation	0	0		Embezzlement	0	0	0	0
Stalking	0	0		Extortion/Blackmail	0	0	0	0
Rape	0	0		False Pretenses/Swindle/Confidence Game	3	3	3	0
Sodomy	0	0		Credit Card/Automated Teller Machine Fraud	1	0	0	0
Sexual Assault With An Object	0	0		Impersonation	0	0	0	0
Fondling	0	0		Welfare Fraud	0	0	0	0
Incest	0	0		Wire Fraud	0	0	0	0
Statutory Rape	0	0		Identity Theft	0	0	0	0
Kidnapping/Abduction	0	0		Hacking/Computer Invasion	1	0	0	0
Total	0	0		Robbery	0	0	0	0
Group B Arrests				Pocket-picking	0	0	0	0
Offense	Adult	Juvenile		Purse-snatching	0	0	0	0
Curfew/Loitering/Vagrancy Violations	0	0		Shoplifting	0	0	0	0
Disorderly Conduct	1	0		Theft From Building	0	0	0	0
Driving Under the Influence	21	0		Theft From Coin Operated Machine or Device	0	0	0	0
Family Offenses (Nonviolent)	0	0		Theft From Motor Vehicle	0	0	0	0
Liquor Law Violations	1	1		Theft of Motor Vehicle Parts/Accessories	0	0	0	0
Trespass of Real Property	1	0		All Other Larceny	0	0	0	0
All Other Offenses	2	1		Motor Vehicle Theft	0	0	0	0
Total Group B	26	2		Stolen Property Offenses	0	0	0	0
				Crimes Against Society				
				Drug/Narcotic Violations	9	6	3	1
				Drug Equipment Violations	7	5	2	0
				Betting/Wagering	0	0	0	0
				Operating/Promoting/Assisting Gambling	0	0	0	0
				Gambling Equipment Violations	0	0	0	0
				Sports Tampering	0	0	0	0
				Pornography/Obscene Material	0	0	0	0
				Prostitution	0	0	0	0
				Assisting or Promoting Prostitution	0	0	0	0
				Purchasing Prostitution	0	0	0	0
				Weapon Law Violations	0	0	0	0
				Animal Cruelty	0	0	0	0
				Total Group A Offenses	27	15	9	1

(*) Offenses are counted using the FBI Units of Count for Crime
 (***) The 'Arrests' column shows arrests made during the selected period, regardless of incident date. Arrest counts may be higher than incident counts.
 (****) Negligent Manslaughter now includes the killing of another person associated with driving under the influence, distracted driving (using a cell or smartphone), and reckless driving fatalities.

Carrington Police Department – 2022

2022 Population Estimate		2,029		Offenses (*)		Arrests (**)		
Offense Overview				Group A Offenses	Reported	Cleared	Adult	Juvenile
Offense Total	48			Crimes Against Persons (***)				
Number Cleared	26			Murder and Nonnegligent Manslaughter	1	1	1	0
Percent Cleared	54.17%			Negligent Manslaughter	0	0	0	0
Group A Crimes per 100,000 population	2,365.7			Aggravated Assault	0	0	0	0
				Simple Assault	10	3	3	0
				Intimidation	3	3	2	0
				Stalking	2	0	0	0
				Kidnapping/Abduction	0	0	0	0
				Rape	1	0	0	0
				Sodomy	0	0	0	0
				Sexual Assault With An Object	0	0	0	0
				Fondling	2	0	0	0
				Incest	0	0	0	0
				Statutory Rape	0	0	0	0
				Commercial Sex Acts	0	0	0	0
				Involuntary Servitude	0	0	0	0
				Crimes Against Property				
				Arson	1	0	0	0
				Bribery	0	0	0	0
				Burglary/Breaking & Entering	2	0	0	0
				Counterfeiting/Forgery	0	0	0	0
				Destruction/Damage/Vandalism of Property	0	0	0	0
				Embezzlement	0	0	0	0
				Extortion/Blackmail	0	0	0	0
				False Pretenses/Swindle/Confidence Game	1	0	0	0
				Credit Card/Automated Teller Machine Fraud	0	0	0	0
				Impersonation	0	0	0	0
				Welfare Fraud	0	0	0	0
				Wire Fraud	0	0	0	0
				Identity Theft	1	0	0	0
				Hacking/Computer Invasion	0	0	0	0
				Robbery	0	0	0	0
				Pocket-picking	0	0	0	0
				Purse-snatching	0	0	0	0
				Shoplifting	0	0	0	0
				Theft From Building	0	0	0	0
				Theft From Coin Operated Machine or Device	0	0	0	0
				Theft From Motor Vehicle	0	0	0	0
				Theft of Motor Vehicle Parts/Accessories	0	0	0	0
				All Other Larceny	1	0	0	0
				Motor Vehicle Theft	1	0	0	0
				Stolen Property Offenses	1	1	1	0
				Crimes Against Society				
				Drug/Narcotic Violations	9	9	9	0
				Drug Equipment Violations	11	9	4	0
				Betting/Wagering	0	0	0	0
				Operating/Promoting/Assisting Gambling	0	0	0	0
				Gambling Equipment Violations	0	0	0	0
				Sports Tampering	0	0	0	0
				Pornography/Obscene Material	0	0	0	0
				Prostitution	0	0	0	0
				Assisting or Promoting Prostitution	0	0	0	0
				Purchasing Prostitution	1	0	0	0
				Weapon Law Violations	0	0	0	0
				Animal Cruelty	0	0	0	0
				Total Group A Offenses	48	26	20	0

Domestic Incident Victims		
Offense	Reported	Cleared
Murder and Nonnegligent Manslaughter	0	0
Aggravated Assault	0	0
Simple Assault	8	2
Intimidation	1	1
Stalking	0	0
Rape	0	0
Sodomy	0	0
Sexual Assault With An Object	0	0
Fondling	2	0
Incest	0	0
Statutory Rape	0	0
Kidnapping/Abduction	0	0
Total	11	3

Group B Arrests		
Offense	Adult	Juvenile
Curfew/Loitering/Vagrancy Violations	0	0
Disorderly Conduct	0	0
Driving Under the Influence	13	0
Family Offenses (Nonviolent)	0	0
Liquor Law Violations	3	0
Trespass of Real Property	0	0
All Other Offenses	6	0
Total Group B	22	0

(*) Offenses are counted using the FBI Units of Count for Crime
 (**) The 'Arrests' column shows arrests made during the selected period, regardless of incident date. Arrest counts may be higher than incident counts.
 (***) Negligent Manslaughter now includes the killing of another person associated with driving under the influence, distracted driving (using a cell or smartphone), and reckless driving fatalities.

Cavalier Police Department – 2022

2022 Population Estimate		1,228		Offenses (*)		Arrests (**)	
Offense Overview				Reported	Cleared	Adult	Juvenile
Offense Total	24	Group A Offenses					
Number Cleared	7	Crimes Against Persons (***)					
Percent Cleared	29.17%	Murder and Nonnegligent Manslaughter	0	0	0	0	
Group A Crimes per 100,000 population	1,954.4	Negligent Manslaughter	0	0	0	0	
		Aggravated Assault	0	0	0	0	
		Simple Assault	5	2	2	0	
		Intimidation	2	2	1	0	
		Stalking	1	0	0	0	
		Kidnapping/Abduction	0	0	0	0	
		Rape	0	0	0	0	
		Sodomy	0	0	0	0	
		Sexual Assault With An Object	0	0	0	0	
		Fondling	0	0	0	0	
		Incest	0	0	0	0	
		Statutory Rape	0	0	0	0	
		Commercial Sex Acts	0	0	0	0	
		Involuntary Servitude	0	0	0	0	
		Crimes Against Property					
		Arson	0	0	0	0	
		Bribery	0	0	0	0	
		Burglary/Breaking & Entering	1	0	0	0	
		Counterfeiting/Forgery	1	0	0	0	
		Destruction/Damage/Vandalism of Property	5	0	0	0	
		Embezzlement	0	0	0	0	
		Extortion/Blackmail	0	0	0	0	
		False Pretenses/Swindle/Confidence Game	0	0	0	0	
		Credit Card/Automated Teller Machine Fraud	0	0	0	0	
		Impersonation	0	0	0	0	
		Welfare Fraud	0	0	0	0	
		Wire Fraud	0	0	0	0	
		Identity Theft	0	0	0	0	
		Hacking/Computer Invasion	0	0	0	0	
		Robbery	0	0	0	0	
		Pocket-picking	0	0	0	0	
		Purse-snatching	0	0	0	0	
		Shoplifting	1	1	0	1	
		Theft From Building	0	0	0	0	
		Theft From Coin Operated Machine or Device	0	0	0	0	
		Theft From Motor Vehicle	0	0	0	0	
		Theft of Motor Vehicle Parts/Accessories	0	0	0	0	
		All Other Larceny	3	0	0	0	
		Motor Vehicle Theft	1	0	0	0	
		Stolen Property Offenses	0	0	0	0	
		Crimes Against Society					
		Drug/Narcotic Violations	0	0	0	0	
		Drug Equipment Violations	1	1	1	0	
		Betting/Wagering	0	0	0	0	
		Operating/Promoting/Assisting Gambling	0	0	0	0	
		Gambling Equipment Violations	0	0	0	0	
		Sports Tampering	0	0	0	0	
		Pornography/Obscene Material	2	0	0	0	
		Prostitution	0	0	0	0	
		Assisting or Promoting Prostitution	0	0	0	0	
		Purchasing Prostitution	0	0	0	0	
		Weapon Law Violations	1	1	0	2	
		Animal Cruelty	0	0	0	0	
		Total Group A Offenses	24	7	4	3	

Domestic Incident Victims		Reported	Cleared
Offense			
Murder and Nonnegligent Manslaughter	0	0	0
Aggravated Assault	0	0	0
Simple Assault	3	2	
Intimidation	0	0	
Stalking	0	0	
Rape	0	0	
Sodomy	0	0	
Sexual Assault With An Object	0	0	
Fondling	0	0	
Incest	0	0	
Statutory Rape	0	0	
Kidnapping/Abduction	0	0	
Total	3	2	

Group B Arrests		
Offense	Adult	Juvenile
Curfew/Loitering/Vagrancy Violations	0	0
Disorderly Conduct	2	2
Driving Under the Influence	0	0
Family Offenses (Nonviolent)	0	1
Liquor Law Violations	0	1
Trespass of Real Property	5	1
All Other Offenses	0	0
Total Group B	7	5

(*) Offenses are counted using the FBI Units of Count for Crime
 (**) The 'Arrests' column shows arrests made during the selected period, regardless of incident date. Arrest counts may be higher than incident counts.
 (***) Negligent Manslaughter now includes the killing of another person associated with driving under the influence, distracted driving (using a cell or smartphone), and reckless driving fatalities.

Devils Lake Police Department – 2022

2022 Population Estimate		7,212		Offenses (*)		Arrests (**)			
Offense Overview				Reported	Cleared	Adult	Juvenile		
Offense Total	832	Group A Offenses							
Number Cleared	475	Crimes Against Persons (***)							
Percent Cleared	57.09%	Murder and Nonnegligent Manslaughter	0	0	0	0			
Group A Crimes per 100,000 population	11,536.3	Negligent Manslaughter	0	0	0	0			
Arrest Overview				Aggravated Assault	18	13	11	0	
Total Arrests	793	Simple Assault	117	83	61	12			
Adult Arrests	641	Intimidation	7	4	1	1			
Juvenile Arrests	152	Stalking	14	9	4	2			
Unknown Age	0	Kidnapping/Abduction	1	1	0	0			
Arrests per 100,000 population	10,995.5	Rape	14	2	0	0			
Average number offenses/incident				1.23	Sodomy	1	0	0	0
Domestic Incident Victims				Crimes Against Property					
Offense	Reported	Cleared	Arson	1	1	1	0		
Murder and Nonnegligent Manslaughter	0	0	Bribery	0	0	0	0		
Aggravated Assault	7	5	Burglary/Breaking & Entering	38	12	16	1		
Simple Assault	76	51	Counterfeiting/Forgery	13	4	5	0		
Intimidation	2	2	Destruction/Damage/Vandalism of Property	112	38	26	8		
Stalking	3	3	Embezzlement	5	4	4	0		
Rape	2	0	Extortion/Blackmail	0	0	0	0		
Sodomy	0	0	False Pretenses/Swindle/Confidence Game	32	25	22	0		
Sexual Assault With An Object	0	0	Credit Card/Automated Teller Machine Fraud	10	4	6	0		
Fondling	0	0	Impersonation	0	0	0	0		
Incest	0	0	Welfare Fraud	0	0	0	0		
Statutory Rape	0	0	Wire Fraud	6	0	0	0		
Kidnapping/Abduction	1	1	Identity Theft	16	7	4	0		
Total	91	62	Hacking/Computer Invasion	3	0	0	0		
Group B Arrests				Crimes Against Society					
Offense	Adult	Juvenile	Drug/Narcotic Violations	60	55	38	17		
Curfew/Loitering/Vagrancy Violations	0	0	Drug Equipment Violations	63	62	38	4		
Disorderly Conduct	41	8	Betting/Wagering	0	0	0	0		
Driving Under the Influence	97	2	Operating/Promoting/Assisting Gambling	0	0	0	0		
Family Offenses (Nonviolent)	4	32	Gambling Equipment Violations	0	0	0	0		
Liquor Law Violations	55	33	Sports Tampering	0	0	0	0		
Trespass of Real Property	24	1	Pornography/Obscene Material	2	0	0	0		
All Other Offenses	50	4	Prostitution	0	0	0	0		
Total Group B	271	80	Assisting or Promoting Prostitution	0	0	0	0		
(*) Offenses are counted using the FBI Units of Count for Crime				Purchasing Prostitution	1	0	0	0	
(**) The 'Arrests' column shows arrests made during the selected period, regardless of incident date. Arrest counts may be higher than incident counts.				Weapon Law Violations	5	4	4	0	
(***) Negligent Manslaughter now includes the killing of another person associated with driving under the influence, distracted driving (using a cell or smartphone), and reckless driving fatalities.				Animal Cruelty	1	0	0	0	
				Total Group A Offenses	832	475	371	72	

Dickinson Police Department – 2022

2022 Population Estimate		24,577	Offenses (*)		Arrests (**)	
Offense Overview			Reported	Cleared	Adult	Juvenile
Group A Offenses						
Crimes Against Persons (***)						
Offense Total	1,439		0	0	0	0
Number Cleared	675		1	0	0	0
Percent Cleared	46.91%		49	29	25	1
Group A Crimes per 100,000 population	5,855.1		177	115	77	20
Arrest Overview						
Total Arrests	1,242		45	34	14	1
Adult Arrests	998		0	0	0	0
Juvenile Arrests	244		5	5	2	0
Unknown Age	0		7	4	0	3
Arrests per 100,000 population	5,053.5		4	2	0	1
Average number offenses/incident	1.21		0	0	0	0
Domestic Incident Victims						
Offense	Reported	Cleared				
Murder and Nonnegligent Manslaughter	0	0				
Aggravated Assault	21	16				
Simple Assault	98	70				
Intimidation	8	7				
Stalking	0	0				
Rape	1	1				
Sodomy	2	2				
Sexual Assault With An Object	0	0				
Fondling	6	5				
Incest	0	0				
Statutory Rape	0	0				
Kidnapping/Abduction	5	5				
Total	141	106				
Group B Arrests						
Offense	Adult	Juvenile				
Curfew/Loitering/Vagrancy Violations	0	15				
Disorderly Conduct	55	29				
Driving Under the Influence	90	0				
Family Offenses (Nonviolent)	2	34				
Liquor Law Violations	59	14				
Trespass of Real Property	31	3				
All Other Offenses	372	75				
Total Group B	609	170				
(*) Offenses are counted using the FBI Units of Count for Crime						
(**) The 'Arrests' column shows arrests made during the selected period, regardless of incident date. Arrest counts may be higher than incident counts.						
(***) Negligent Manslaughter now includes the killing of another person associated with driving under the influence, distracted driving (using a cell or smartphone), and reckless driving fatalities.						
Crimes Against Property						
Arson	0	0	0	0	0	0
Bribery	0	0	0	0	0	0
Burglary/Breaking & Entering	58	19	12	2		
Counterfeiting/Forgery	24	11	6	1		
Destruction/Damage/Vandalism of Property	202	45	15	10		
Embezzlement	4	2	2	0		
Extortion/Blackmail	0	0	0	0		
False Pretenses/Swindle/Confidence Game	70	9	10	0		
Credit Card/Automated Teller Machine Fraud	2	1	0	0		
Impersonation	1	1	0	0		
Welfare Fraud	0	0	0	0		
Wire Fraud	4	1	0	0		
Identity Theft	27	11	5	0		
Hacking/Computer Invasion	1	0	0	0		
Robbery	2	2	3	0		
Pocket-picking	0	0	0	0		
Purse-snatching	0	0	0	0		
Shoplifting	46	30	26	2		
Theft From Building	112	18	13	0		
Theft From Coin Operated Machine or Device	0	0	0	0		
Theft From Motor Vehicle	39	8	5	0		
Theft of Motor Vehicle Parts/Accessories	16	0	0	0		
All Other Larceny	113	26	15	1		
Motor Vehicle Theft	45	18	10	1		
Stolen Property Offenses	8	6	2	0		
Crimes Against Society						
Drug/Narcotic Violations	163	124	89	23		
Drug Equipment Violations	147	114	41	7		
Betting/Wagering	0	0	0	0		
Operating/Promoting/Assisting Gambling	0	0	0	0		
Gambling Equipment Violations	0	0	0	0		
Sports Tampering	0	0	0	0		
Pornography/Obscene Material	6	1	3	0		
Prostitution	0	0	0	0		
Assisting or Promoting Prostitution	0	0	0	0		
Purchasing Prostitution	0	0	0	0		
Weapon Law Violations	26	23	8	0		
Animal Cruelty	15	1	1	0		
Total Group A Offenses	1,439	675	389	74		

Drayton Police Department – 2022*

2022 Population Estimate		737	Offenses (**)		Arrests (**)	
Offense Overview			Reported	Cleared	Adult	Juvenile
Group A Offenses						
Crimes Against Persons (***)						
Offense Total	14		0	0	0	0
Number Cleared	6		0	0	0	0
Percent Cleared	42.86%		0	0	0	0
Group A Crimes per 100,000 population	1,899.6		0	0	0	0
Arrest Overview						
Total Arrests	6		0	0	0	0
Adult Arrests	0		0	0	0	0
Juvenile Arrests	6		0	0	0	0
Unknown Age	0		0	0	0	0
Arrests per 100,000 population	814.1		0	0	0	0
Average number offenses/incident	1.40		0	0	0	0
Domestic Incident Victims						
Offense	Reported	Cleared				
Murder and Nonnegligent Manslaughter	0	0				
Aggravated Assault	0	0				
Simple Assault	0	0				
Intimidation	1	0				
Stalking	0	0				
Rape	0	0				
Sodomy	0	0				
Sexual Assault With An Object	0	0				
Fondling	0	0				
Incest	0	0				
Statutory Rape	0	0				
Kidnapping/Abduction	0	0				
Total	1	0				
Group B Arrests						
Offense	Adult	Juvenile				
Curfew/Loitering/Vagrancy Violations	0	0				
Disorderly Conduct	0	0				
Driving Under the Influence	0	0				
Family Offenses (Nonviolent)	0	0				
Liquor Law Violations	0	0				
Trespass of Real Property	0	0				
All Other Offenses	0	0				
Total Group B	0	0				
(*) Offenses are counted using the FBI Units of Count for Crime						
(**) The 'Arrests' column shows arrests made during the selected period, regardless of incident date. Arrest counts may be higher than incident counts.						
(***) Negligent Manslaughter now includes the killing of another person associated with driving under the influence, distracted driving (using a cell or smartphone), and reckless driving fatalities.						
Crimes Against Property						
Arson	0	0	0	0	0	0
Bribery	0	0	0	0	0	0
Burglary/Breaking & Entering	1	1	0	0	0	1
Counterfeiting/Forgery	0	0	0	0	0	0
Destruction/Damage/Vandalism of Property	4	1	0	0	0	0
Embezzlement	0	0	0	0	0	0
Extortion/Blackmail	0	0	0	0	0	0
False Pretenses/Swindle/Confidence Game	1	1	0	0	0	0
Credit Card/Automated Teller Machine Fraud	0	0	0	0	0	0
Impersonation	0	0	0	0	0	0
Welfare Fraud	0	0	0	0	0	0
Wire Fraud	0	0	0	0	0	0
Identity Theft	0	0	0	0	0	0
Hacking/Computer Invasion	0	0	0	0	0	0
Robbery	0	0	0	0	0	0
Pocket-picking	0	0	0	0	0	0
Purse-snatching	0	0	0	0	0	0
Shoplifting	1	1	0	0	0	1
Theft From Building	1	1	0	0	0	3
Theft From Coin Operated Machine or Device	0	0	0	0	0	0
Theft From Motor Vehicle	0	0	0	0	0	0
Theft of Motor Vehicle Parts/Accessories	0	0	0	0	0	0
All Other Larceny	0	0	0	0	0	0
Motor Vehicle Theft	1	0	0	0	0	0
Stolen Property Offenses	0	0	0	0	0	0
Crimes Against Society						
Drug/Narcotic Violations	0	0	0	0	0	0
Drug Equipment Violations	1	1	0	0	0	1
Betting/Wagering	0	0	0	0	0	0
Operating/Promoting/Assisting Gambling	0	0	0	0	0	0
Gambling Equipment Violations	0	0	0	0	0	0
Sports Tampering	0	0	0	0	0	0
Pornography/Obscene Material	0	0	0	0	0	0
Prostitution	0	0	0	0	0	0
Assisting or Promoting Prostitution	0	0	0	0	0	0
Purchasing Prostitution	0	0	0	0	0	0
Weapon Law Violations	0	0	0	0	0	0
Animal Cruelty	0	0	0	0	0	0
Total Group A Offenses	14	6	0	6	0	6

*Partial Year reported

Dunseith Police Department – 2022*

2022 Population Estimate		624		Offenses (*)		Arrests (**)	
Offense Overview				Reported	Cleared	Adult	Juvenile
Offense Total	24	Group A Offenses					
Number Cleared	11	Crimes Against Persons (***)					
Percent Cleared	45.83%	Murder and Nonnegligent Manslaughter	0	0	0	0	
Group A Crimes per 100,000 population	3,846.2	Negligent Manslaughter	0	0	0	0	
		Aggravated Assault	0	0	0	0	
		Simple Assault	7	5	5	0	
		Intimidation	1	0	0	0	
		Stalking	0	0	0	0	
		Kidnapping/Abduction	0	0	0	0	
Arrest Overview		Rape	0	0	0	0	
Total Arrests	16	Sodomy	0	0	0	0	
Adult Arrests	15	Sexual Assault With An Object	0	0	0	0	
Juvenile Arrests	1	Fondling	0	0	0	0	
Unknown Age	0	Incest	0	0	0	0	
Arrests per 100,000 population	2,564.1	Statutory Rape	0	0	0	0	
		Commercial Sex Acts	0	0	0	0	
		Involuntary Servitude	0	0	0	0	
Average number offenses/incident	1.09	Crimes Against Property					
Domestic Incident Victims				Arson	0	0	0
Offense	Reported	Cleared			Bribery	0	0
Murder and Nonnegligent Manslaughter	0	0	Burglary/Breaking & Entering	1	1	1	0
Aggravated Assault	0	0	Counterfeiting/Forgery	1	1	0	1
Simple Assault	3	2	Destruction/Damage/Vandalism of Property	1	0	0	0
Intimidation	0	0	Embezzlement	0	0	0	0
Stalking	0	0	Extortion/Blackmail	0	0	0	0
Rape	0	0	False Pretenses/Swindle/Confidence Game	1	1	1	0
Sodomy	0	0	Credit Card/Automated Teller Machine Fraud	0	0	0	0
Sexual Assault With An Object	0	0	Impersonation	0	0	0	0
Fondling	0	0	Welfare Fraud	0	0	0	0
Incest	0	0	Wire Fraud	0	0	0	0
Statutory Rape	0	0	Identity Theft	0	0	0	0
Kidnapping/Abduction	0	0	Hacking/Computer Invasion	0	0	0	0
Total	3	2	Robbery	0	0	0	0
Group B Arrests				Pocket-picking	0	0	0
Offense	Adult	Juvenile	Purse-snatching	0	0	0	0
Curfew/Loitering/Vagrancy Violations	0	0	Shoplifting	0	0	0	0
Disorderly Conduct	1	0	Theft From Building	0	0	0	0
Driving Under the Influence	3	0	Theft From Coin Operated Machine or Device	0	0	0	0
Family Offenses (Nonviolent)	0	0	Theft From Motor Vehicle	0	0	0	0
Liquor Law Violations	0	0	Theft of Motor Vehicle Parts/Accessories	0	0	0	0
Trespass of Real Property	0	0	All Other Larceny	3	1	2	0
All Other Offenses	0	0	Motor Vehicle Theft	2	0	0	0
Total Group B	4	0	Stolen Property Offenses	0	0	0	0
				Crimes Against Society			
				Drug/Narcotic Violations	4	1	2
				Drug Equipment Violations	3	1	0
				Betting/Wagering	0	0	0
				Operating/Promoting/Assisting Gambling	0	0	0
				Gambling Equipment Violations	0	0	0
				Sports Tampering	0	0	0
				Pornography/Obscene Material	0	0	0
				Prostitution	0	0	0
				Assisting or Promoting Prostitution	0	0	0
				Purchasing Prostitution	0	0	0
				Weapon Law Violations	0	0	0
				Animal Cruelty	0	0	0
				Total Group A Offenses	24	11	11

*Partial Year reported

Ellendale Police Department – 2022

2022 Population Estimate		1,067		Offenses (*)		Arrests (**)		
Offense Overview				Group A Offenses	Reported	Cleared	Adult	Juvenile
Offense Total	13			Crimes Against Persons (***)				
Number Cleared	1			Murder and Nonnegligent Manslaughter	0	0	0	0
Percent Cleared	7.69%			Negligent Manslaughter	0	0	0	0
Group A Crimes per 100,000 population	1,218.4			Aggravated Assault	0	0	0	0
				Simple Assault	5	0	0	0
				Intimidation	0	0	0	0
				Stalking	0	0	0	0
				Kidnapping/Abduction	0	0	0	0
Arrest Overview				Rape	0	0	0	0
Total Arrests	2			Sodomy	0	0	0	0
Adult Arrests	1			Sexual Assault With An Object	0	0	0	0
Juvenile Arrests	1			Fondling	0	0	0	0
Unknown Age	0			Incest	0	0	0	0
Arrests per 100,000 population	187.4			Statutory Rape	0	0	0	0
				Commercial Sex Acts	0	0	0	0
				Involuntary Servitude	0	1	0	0
Average number offenses/incident	1.18			Crimes Against Property				
Domestic Incident Victims				Arson	0	0	0	0
Offense	Reported	Cleared		Bribery	0	0	0	0
Murder and Nonnegligent Manslaughter	0	0		Burglary/Breaking & Entering	1	0	0	0
Aggravated Assault	0	0		Counterfeiting/Forgery	1	0	0	0
Simple Assault	4	0		Destruction/Damage/Vandalism of Property	2	0	0	0
Intimidation	0	0		Embezzlement	0	0	0	0
Stalking	0	0		Extortion/Blackmail	0	0	0	0
Rape	0	0		False Pretenses/Swindle/Confidence Game	0	0	0	0
Sodomy	0	0		Credit Card/Automated Teller Machine Fraud	0	0	0	0
Sexual Assault With An Object	0	0		Impersonation	0	0	0	0
Fondling	0	0		Welfare Fraud	0	0	0	0
Incest	0	0		Wire Fraud	0	0	0	0
Statutory Rape	0	0		Identity Theft	0	0	0	0
Kidnapping/Abduction	0	0		Hacking/Computer Invasion	0	0	0	0
Total	4	0		Robbery	0	0	0	0
Group B Arrests				Pocket-picking	0	0	0	0
Offense	Adult	Juvenile		Purse-snatching	0	0	0	0
Curfew/Loitering/Vagrancy Violations	0	0		Shoplifting	0	0	0	0
Disorderly Conduct	0	1		Theft From Building	1	0	0	0
Driving Under the Influence	0	0		Theft From Coin Operated Machine or Device	0	0	0	0
Family Offenses (Nonviolent)	0	0		Theft From Motor Vehicle	0	0	0	0
Liquor Law Violations	0	0		Theft of Motor Vehicle Parts/Accessories	0	0	0	0
Trespass of Real Property	0	0		All Other Larceny	3	1	1	0
All Other Offenses	0	0		Motor Vehicle Theft	0	0	0	0
Total Group B	0	1		Stolen Property Offenses	0	0	0	0
				Crimes Against Society				
				Drug/Narcotic Violations	0	0	0	0
				Drug Equipment Violations	0	0	0	0
				Betting/Wagering	0	0	0	0
				Operating/Promoting/Assisting Gambling	0	0	0	0
				Gambling Equipment Violations	0	0	0	0
				Sports Tampering	0	0	0	0
				Pornography/Obscene Material	0	0	0	0
				Prostitution	0	0	0	0
				Assisting or Promoting Prostitution	0	0	0	0
				Purchasing Prostitution	0	0	0	0
				Weapon Law Violations	0	0	0	0
				Animal Cruelty	0	0	0	0
				Total Group A Offenses	13	1	1	0

(*) Offenses are counted using the FBI Units of Count for Crime
 (**) The 'Arrests' column shows arrests made during the selected period, regardless of incident date. Arrest counts may be higher than incident counts.
 (***) Negligent Manslaughter now includes the killing of another person associated with driving under the influence, distracted driving (using a cell or smartphone), and reckless driving fatalities.

Emerado Police Department – 2022

2022 Population Estimate		449		Offenses (*)		Arrests (**)	
Offense Overview				Reported	Cleared	Adult	Juvenile
Offense Total	35	Group A Offenses					
Number Cleared	13	Crimes Against Persons (***)					
Percent Cleared	37.14%	Murder and Nonnegligent Manslaughter	0	0	0	0	
Group A Crimes per 100,000 population	7,795.1	Negligent Manslaughter	0	0	0	0	
		Aggravated Assault	1	1	1	0	
		Simple Assault	7	5	3	2	
		Intimidation	1	1	0	0	
		Stalking	2	0	0	0	
		Kidnapping/Abduction	0	0	0	0	
Arrest Overview		Rape	0	0	0	0	
Total Arrests	12	Sodomy	0	0	0	0	
Adult Arrests	10	Sexual Assault With An Object	0	0	0	0	
Juvenile Arrests	2	Fondling	0	0	0	0	
Unknown Age	0	Incest	0	0	0	0	
Arrests per 100,000 population	2,672.6	Statutory Rape	0	0	0	0	
		Commercial Sex Acts	0	0	0	0	
		Involuntary Servitude	0	0	0	0	
Average number offenses/incident	1.13	Crimes Against Property					
Domestic Incident Victims		Arson	1	1	0	0	
Offense	Reported	Cleared	Bribery	0	0	0	0
Murder and Nonnegligent Manslaughter	0	0	Burglary/Breaking & Entering	2	0	0	0
Aggravated Assault	0	0	Counterfeiting/Forgery	1	0	0	0
Simple Assault	2	2	Destruction/Damage/Vandalism of Property	5	2	0	0
Intimidation	0	0	Embezzlement	1	0	0	0
Stalking	0	0	Extortion/Blackmail	0	0	0	0
Rape	0	0	False Pretenses/Swindle/Confidence Game	0	0	0	0
Sodomy	0	0	Credit Card/Automated Teller Machine Fraud	1	0	0	0
Sexual Assault With An Object	0	0	Impersonation	0	0	0	0
Fondling	0	0	Welfare Fraud	0	0	0	0
Incest	0	0	Wire Fraud	0	0	0	0
Statutory Rape	0	0	Identity Theft	0	0	0	0
Kidnapping/Abduction	0	0	Hacking/Computer Invasion	0	0	0	0
Total	2	2	Robbery	0	0	0	0
			Pocket-picking	0	0	0	0
			Purse-snatching	0	0	0	0
			Shoplifting	2	1	1	0
Group B Arrests			Theft From Building	4	0	0	0
Offense	Adult	Juvenile	Theft From Coin Operated Machine or Device	0	0	0	0
Curfew/Loitering/Vagrancy Violations	0	0	Theft From Motor Vehicle	0	0	0	0
Disorderly Conduct	0	0	Theft of Motor Vehicle Parts/Accessories	0	0	0	0
Driving Under the Influence	0	0	All Other Larceny	4	0	0	0
Family Offenses (Nonviolent)	0	0	Motor Vehicle Theft	1	0	0	0
Liquor Law Violations	0	0	Stolen Property Offenses	0	0	0	0
Trespass of Real Property	0	0	Crimes Against Society				
All Other Offenses	3	0	Drug/Narcotic Violations	0	0	0	0
Total Group B	3	0	Drug Equipment Violations	2	2	2	0
			Betting/Wagering	0	0	0	0
			Operating/Promoting/Assisting Gambling	0	0	0	0
			Gambling Equipment Violations	0	0	0	0
			Sports Tampering	0	0	0	0
			Pornography/Obscene Material	0	0	0	0
			Prostitution	0	0	0	0
			Assisting or Promoting Prostitution	0	0	0	0
			Purchasing Prostitution	0	0	0	0
			Weapon Law Violations	0	0	0	0
			Animal Cruelty	0	0	0	0
			Total Group A Offenses	35	13	7	2

(*) Offenses are counted using the FBI Units of Count for Crime
 (**) The 'Arrests' column shows arrests made during the selected period, regardless of incident date. Arrest counts may be higher than incident counts.
 (***) Negligent Manslaughter now includes the killing of another person associated with driving under the influence, distracted driving (using a cell or smartphone), and reckless driving fatalities.

Fargo Police Department – 2022

2022 Population Estimate		127,649		Offenses (**)		Arrests (**)		
Offense Overview				Group A Offenses	Reported	Cleared	Adult	Juvenile
Offense Total	13,646			Crimes Against Persons (***)				
Number Cleared	4,546			Murder and Nonnegligent Manslaughter	5	3	4	0
Percent Cleared	33.31%			Negligent Manslaughter	0	0	0	0
Group A Crimes per 100,000 population	10,690.3			Aggravated Assault	521	271	164	31
Arrest Overview				Simple Assault	2,372	957	403	184
Total Arrests	4,532			Intimidation	669	273	140	29
Adult Arrests	3,706			Stalking	24	5	1	1
Juvenile Arrests	826			Kidnapping/Abduction	39	23	5	0
Unknown Age	0			Rape	131	19	9	4
Arrests per 100,000 population	3,550.4			Sodomy	9	2	0	0
Average number offenses/incident				Sexual Assault With An Object	1	0	0	0
				Fondling	98	13	6	9
				Incest	2	2	0	0
				Statutory Rape	20	9	6	2
				Commercial Sex Acts	1	0	0	0
				Involuntary Servitude	0	0	0	0
				Crimes Against Property				
Domestic Incident Victims				Arson	36	13	8	4
Offense	Reported	Cleared		Bribery	0	0	0	0
Murder and Nonnegligent Manslaughter	1	1		Burglary/Breaking & Entering	1,042	112	71	14
Aggravated Assault	233	145		Counterfeiting/Forgery	158	27	18	4
Simple Assault	1,434	621		Destruction/Damage/Vandalism of Property	1,061	205	69	40
Intimidation	165	82		Embezzlement	14	7	3	2
Stalking	9	1		Extortion/Blackmail	16	0	0	0
Rape	27	5		False Pretenses/Swindle/Confidence Game	223	39	33	2
Sodomy	3	0		Credit Card/Automated Teller Machine Fraud	47	5	3	0
Sexual Assault With An Object	0	0		Impersonation	141	32	22	0
Fondling	9	0		Welfare Fraud	0	0	0	0
Incest	2	2		Wire Fraud	29	2	1	0
Statutory Rape	3	0		Identity Theft	238	40	29	3
Kidnapping/Abduction	30	20		Hacking/Computer Invasion	0	0	0	0
Total	1,916	877		Robbery	118	44	34	9
Group B Arrests				Pocket-picking	0	0	0	0
Offense	Adult	Juvenile		Purse-snatching	0	0	0	0
Curfew/Loitering/Vagrancy Violations	0	1		Shoplifting	745	314	287	54
Disorderly Conduct	60	90		Theft From Building	9	2	2	0
Driving Under the Influence	262	3		Theft From Coin Operated Machine or Device	0	0	0	0
Family Offenses (Nonviolent)	34	0		Theft From Motor Vehicle	693	73	40	6
Liquor Law Violations	66	19		Theft of Motor Vehicle Parts/Accessories	91	1	0	1
Trespass of Real Property	245	15		All Other Larceny	2,136	359	221	66
All Other Offenses	657	82		Motor Vehicle Theft	699	126	58	20
Total Group B	1,324	210		Stolen Property Offenses	243	173	92	11
				Crimes Against Society				
				Drug/Narcotic Violations	834	588	250	65
				Drug Equipment Violations	997	694	362	39
				Betting/Wagering	0	0	0	0
				Operating/Promoting/Assisting Gambling	0	0	0	0
				Gambling Equipment Violations	0	0	0	0
				Sports Tampering	0	0	0	0
				Pornography/Obscene Material	46	10	6	9
				Prostitution	0	0	0	0
				Assisting or Promoting Prostitution	6	2	0	1
				Purchasing Prostitution	0	0	0	0
				Weapon Law Violations	117	90	26	5
				Animal Cruelty	15	11	9	1
				Total Group A Offenses	13,646	4,546	2,382	616

(*) Offenses are counted using the FBI Units of Count for Crime
 (**) The 'Arrests' column shows arrests made during the selected period, regardless of incident date. Arrest counts may be higher than incident counts.
 (***) Negligent Manslaughter now includes the killing of another person associated with driving under the influence, distracted driving (using a cell or smartphone), and reckless driving fatalities.

Garrison Police Department – 2022

2022 Population Estimate		1,435		Offenses (*)		Arrests (**)	
Offense Overview				Reported	Cleared	Adult	Juvenile
Offense Total		32					
Number Cleared		8					
Percent Cleared		25.00%					
Group A Crimes per 100,000 population		2,230.0					
Arrest Overview							
Total Arrests		17					
Adult Arrests		13					
Juvenile Arrests		4					
Unknown Age		0					
Arrests per 100,000 population		1,184.7					
Average number offenses/incident		1.07					
Domestic Incident Victims				Crimes Against Property			
Offense	Reported	Cleared		Reported	Cleared	Adult	Juvenile
Murder and Nonnegligent Manslaughter	0	0		0	0	0	0
Aggravated Assault	3	3		0	0	0	0
Simple Assault	4	1		2	0	0	0
Intimidation	0	0		0	0	0	0
Stalking	2	0		0	0	0	0
Rape	0	0		0	0	0	0
Sodomy	0	0		0	0	0	0
Sexual Assault With An Object	0	0		0	0	0	0
Fondling	0	0		0	0	0	0
Incest	0	0		0	0	0	0
Statutory Rape	0	0		0	0	0	0
Kidnapping/Abduction	2	0		0	0	0	0
Total	11	4		0	0	0	0
Group B Arrests				Crimes Against Society			
Offense	Adult	Juvenile		Reported	Cleared	Adult	Juvenile
Curfew/Loitering/Vagrancy Violations	0	0		2	2	0	1
Disorderly Conduct	2	0		1	1	0	1
Driving Under the Influence	3	0		0	0	0	0
Family Offenses (Nonviolent)	0	0		0	0	0	0
Liquor Law Violations	2	2		0	0	0	0
Trespass of Real Property	1	0		0	0	0	0
All Other Offenses	0	0		0	0	0	0
Total Group B	8	2		0	0	0	0
(*) Offenses are counted using the FBI Units of Count for Crime				Crimes Against Society			
(**) The 'Arrests' column shows arrests made during the selected period, regardless of incident date. Arrest counts may be higher than incident counts.				Drug/Narcotic Violations		2	
(***) Negligent Manslaughter now includes the killing of another person associated with driving under the influence, distracted driving (using a cell or smartphone), and reckless driving fatalities.				Drug Equipment Violations		1	
				Betting/Wagering		0	
				Operating/Promoting/Assisting Gambling		0	
				Gambling Equipment Violations		0	
				Sports Tampering		0	
				Pornography/Obscene Material		0	
				Prostitution		0	
				Assisting or Promoting Prostitution		0	
				Purchasing Prostitution		0	
				Weapon Law Violations		2	
				Animal Cruelty		0	
				Total Group A Offenses		8	
						5	
						2	

Grafton Police Department – 2022

2022 Population Estimate		4,117		Offenses (*)		Arrests (**)	
Offense Overview				Reported	Cleared	Adult	Juvenile
Offense Total	191	Group A Offenses					
Number Cleared	47	Crimes Against Persons (***)					
Percent Cleared	24.61%	Murder and Nonnegligent Manslaughter	0	0	0	0	
Group A Crimes per 100,000 population	4,639.3	Negligent Manslaughter	0	0	0	0	
		Aggravated Assault	9	4	5	1	
		Simple Assault	48	21	16	4	
		Intimidation	9	3	1	1	
		Stalking	0	0	0	0	
		Kidnapping/Abduction	1	1	1	0	
		Rape	1	0	0	0	
		Sodomy	0	0	0	0	
		Sexual Assault With An Object	0	0	0	0	
		Fondling	1	0	0	0	
		Incest	0	0	0	0	
		Statutory Rape	0	0	0	0	
		Commercial Sex Acts	0	0	0	0	
		Involuntary Servitude	0	0	0	0	
		Crimes Against Property					
		Arson	0	0	0	0	
		Bribery	0	0	0	0	
		Burglary/Breaking & Entering	6	0	0	0	
		Counterfeiting/Forgery	5	0	0	0	
		Destruction/Damage/Vandalism of Property	32	1	1	0	
		Embezzlement	0	0	0	0	
		Extortion/Blackmail	0	0	0	0	
		False Pretenses/Swindle/Confidence Game	6	0	0	0	
		Credit Card/Automated Teller Machine Fraud	0	0	0	0	
		Impersonation	0	0	0	0	
		Welfare Fraud	0	0	0	0	
		Wire Fraud	0	0	0	0	
		Identity Theft	2	0	0	0	
		Hacking/Computer Invasion	0	0	0	0	
		Robbery	0	0	0	0	
		Pocket-picking	0	0	0	0	
		Purse-snatching	0	0	0	0	
		Shoplifting	8	2	0	3	
		Theft From Building	3	0	0	0	
		Theft From Coin Operated Machine or Device	0	0	0	0	
		Theft From Motor Vehicle	2	1	1	0	
		Theft of Motor Vehicle Parts/Accessories	0	0	0	0	
		All Other Larceny	30	0	0	0	
		Motor Vehicle Theft	7	4	0	2	
		Stolen Property Offenses	2	2	0	3	
		Crimes Against Society					
		Drug/Narcotic Violations	9	4	0	2	
		Drug Equipment Violations	7	4	1	1	
		Betting/Wagering	0	0	0	0	
		Operating/Promoting/Assisting Gambling	0	0	0	0	
		Gambling Equipment Violations	0	0	0	0	
		Sports Tampering	0	0	0	0	
		Pornography/Obscene Material	0	0	0	0	
		Prostitution	0	0	0	0	
		Assisting or Promoting Prostitution	0	0	0	0	
		Purchasing Prostitution	0	0	0	0	
		Weapon Law Violations	1	0	0	0	
		Animal Cruelty	2	0	0	0	
		Total Group A Offenses	191	47	26	17	
Domestic Incident Victims							
Offense	Reported	Cleared					
Murder and Nonnegligent Manslaughter	0	0					
Aggravated Assault	3	2					
Simple Assault	26	13					
Intimidation	0	0					
Stalking	0	0					
Rape	0	0					
Sodomy	0	0					
Sexual Assault With An Object	0	0					
Fondling	0	0					
Incest	0	0					
Statutory Rape	0	0					
Kidnapping/Abduction	0	0					
Total	29	15					
Group B Arrests							
Offense	Adult	Juvenile					
Curfew/Loitering/Vagrancy Violations	0	0					
Disorderly Conduct	5	8					
Driving Under the Influence	5	0					
Family Offenses (Nonviolent)	0	0					
Liquor Law Violations	0	1					
Trespass of Real Property	1	0					
All Other Offenses	10	0					
Total Group B	21	9					

(*) Offenses are counted using the FBI Units of Count for Crime
 (**) The 'Arrests' column shows arrests made during the selected period, regardless of incident date. Arrest counts may be higher than incident counts.
 (***) Negligent Manslaughter now includes the killing of another person associated with driving under the influence, distracted driving (using a cell or smartphone), and reckless driving fatalities.

Grand Forks Police Department – 2022

2022 Population Estimate		58,620		Offenses (*)		Arrests (**)	
Offense Overview				Reported	Cleared	Adult	Juvenile
Offense Total	4,637						
Number Cleared	1,741						
Percent Cleared	37.55%						
Group A Crimes per 100,000 population	7,910.3						
Arrest Overview							
Total Arrests	2,214						
Adult Arrests	1,772						
Juvenile Arrests	442						
Unknown Age	0						
Arrests per 100,000 population	3,776.9						
Average number offenses/incident	1.22						
Domestic Incident Victims				Crimes Against Property			
Offense	Reported	Cleared					
Murder and Nonnegligent Manslaughter	1	1		Arson	3	2	2
Aggravated Assault	72	55		Bribery	1	0	0
Simple Assault	251	128		Burglary/Breaking & Entering	325	58	55
Intimidation	38	17		Counterfeiting/Forgery	67	18	11
Stalking	32	3		Destruction/Damage/Vandalism of Property	465	90	39
Rape	4	0		Embezzlement	15	6	3
Sodomy	0	0		Extortion/Blackmail	24	0	0
Sexual Assault With An Object	0	0		False Pretenses/Swindle/Confidence Game	188	72	53
Fondling	15	2		Credit Card/Automated Teller Machine Fraud	61	8	2
Incest	1	1		Impersonation	2	0	0
Statutory Rape	1	0		Welfare Fraud	0	0	0
Kidnapping/Abduction	8	7		Wire Fraud	10	1	0
Total	423	214		Identity Theft	83	18	8
Group B Arrests				Crimes Against Society			
Offense	Adult	Juvenile		Drug/Narcotic Violations	318	285	197
Curfew/Loitering/Vagrancy Violations	0	0		Drug Equipment Violations	382	330	154
Disorderly Conduct	92	103		Betting/Wagering	0	0	0
Driving Under the Influence	186	1		Operating/Promoting/Assisting Gambling	0	0	0
Family Offenses (Nonviolent)	12	28		Gambling Equipment Violations	0	0	0
Liquor Law Violations	53	22		Sports Tampering	0	0	0
Trespass of Real Property	77	3		Pornography/Obscene Material	34	4	2
All Other Offenses	180	97		Prostitution	4	1	0
Total Group B	600	254		Assisting or Promoting Prostitution	1	0	0
				Purchasing Prostitution	1	0	0
				Weapon Law Violations	42	30	17
				Animal Cruelty	14	3	1
				Total Group A Offenses	4,637	1,741	1,172

(*) Offenses are counted using the FBI Units of Count for Crime
 (**) The 'Arrests' column shows arrests made during the selected period, regardless of incident date. Arrest counts may be higher than incident counts.
 (***) Negligent Manslaughter now includes the killing of another person associated with driving under the influence, distracted driving (using a cell or smartphone), and reckless driving fatalities.

Harvey Police Department – 2022

2022 Population Estimate		1,586	Offenses (*)		Arrests (**)		
Offense Overview			Group A Offenses	Reported	Cleared	Adult	Juvenile
Offense Total	37		Crimes Against Persons (***)				
Number Cleared	11		Murder and Nonnegligent Manslaughter	0	0	0	0
Percent Cleared	29.73%		Negligent Manslaughter	0	0	0	0
Group A Crimes per 100,000 population	2,332.9		Aggravated Assault	1	1	1	0
			Simple Assault	4	2	1	0
			Intimidation	12	4	1	0
			Stalking	2	0	0	0
			Kidnapping/Abduction	0	0	0	0
			Rape	0	0	0	0
			Sodomy	0	0	0	0
			Sexual Assault With An Object	0	0	0	0
			Fondling	0	0	0	0
			Incest	1	0	0	0
			Statutory Rape	0	0	0	0
			Commercial Sex Acts	0	0	0	0
			Involuntary Servitude	0	0	0	0
			Crimes Against Property				
			Arson	1	1	1	0
			Bribery	0	0	0	0
			Burglary/Breaking & Entering	0	0	0	0
			Counterfeiting/Forgery	2	0	0	0
			Destruction/Damage/Vandalism of Property	3	1	0	0
			Embezzlement	0	0	0	0
			Extortion/Blackmail	1	0	0	0
			False Pretenses/Swindle/Confidence Game	1	1	1	0
			Credit Card/Automated Teller Machine Fraud	0	0	0	0
			Impersonation	1	0	0	0
			Welfare Fraud	0	0	0	0
			Wire Fraud	0	0	0	0
			Identity Theft	1	0	0	0
			Hacking/Computer Invasion	1	0	0	0
			Robbery	0	0	0	0
			Pocket-picking	0	0	0	0
			Purse-snatching	0	0	0	0
			Shoplifting	0	0	0	0
			Theft From Building	0	0	0	0
			Theft From Coin Operated Machine or Device	0	0	0	0
			Theft From Motor Vehicle	1	0	0	0
			Theft of Motor Vehicle Parts/Accessories	0	0	0	0
			All Other Larceny	3	1	1	0
			Motor Vehicle Theft	1	0	0	0
			Stolen Property Offenses	0	0	0	0
			Crimes Against Society				
			Drug/Narcotic Violations	0	0	0	0
			Drug Equipment Violations	0	0	0	0
			Betting/Wagering	0	0	0	0
			Operating/Promoting/Assisting Gambling	0	0	0	0
			Gambling Equipment Violations	0	0	0	0
			Sports Tampering	0	0	0	0
			Pornography/Obscene Material	0	0	0	0
			Prostitution	0	0	0	0
			Assisting or Promoting Prostitution	0	0	0	0
			Purchasing Prostitution	0	0	0	0
			Weapon Law Violations	1	0	0	0
			Animal Cruelty	0	0	0	0
			Total Group A Offenses	37	11	6	0

Domestic Incident Victims		
Offense	Reported	Cleared
Murder and Nonnegligent Manslaughter	0	0
Aggravated Assault	1	1
Simple Assault	4	2
Intimidation	1	1
Stalking	0	0
Rape	0	0
Sodomy	0	0
Sexual Assault With An Object	0	0
Fondling	0	0
Incest	1	0
Statutory Rape	0	0
Kidnapping/Abduction	0	0
Total	7	4

Group B Arrests		
Offense	Adult	Juvenile
Curfew/Loitering/Vagrancy Violations	0	0
Disorderly Conduct	1	0
Driving Under the Influence	0	0
Family Offenses (Nonviolent)	0	0
Liquor Law Violations	1	0
Trespass of Real Property	0	0
All Other Offenses	1	0
Total Group B	3	0

(*) Offenses are counted using the FBI Units of Count for Crime
 (**) The 'Arrests' column shows arrests made during the selected period, regardless of incident date. Arrest counts may be higher than incident counts.
 (***) Negligent Manslaughter now includes the killing of another person associated with driving under the influence, distracted driving (using a cell or smartphone), and reckless driving fatalities.

Hazen Police Department – 2022

2022 Population Estimate		2,271	Offenses (**)		Arrests (**)		
Offense Overview			Group A Offenses	Reported	Cleared	Adult	Juvenile
Offense Total	17		Crimes Against Persons (***)				
Number Cleared	12		Murder and Nonnegligent Manslaughter	0	0	0	0
Percent Cleared	70.59%		Negligent Manslaughter	0	0	0	0
Group A Crimes per 100,000 population	748.6		Aggravated Assault	0	0	0	0
			Simple Assault	3	3	2	0
			Intimidation	3	1	1	0
			Stalking	0	0	0	0
			Kidnapping/Abduction	0	0	0	0
Arrest Overview			Rape	0	0	0	0
Total Arrests	11		Sodomy	0	0	0	0
Adult Arrests	9		Sexual Assault With An Object	0	0	0	0
Juvenile Arrests	2		Fondling	0	0	0	0
Unknown Age	0		Incest	0	0	0	0
Arrests per 100,000 population	484.4		Statutory Rape	0	0	0	0
			Commercial Sex Acts	0	0	0	0
			Involuntary Servitude	0	0	0	0
Average number offenses/incident	1.55		Crimes Against Property				
Domestic Incident Victims			Arson	0	0	0	0
Offense	Reported	Cleared	Bribery	0	0	0	0
Murder and Nonnegligent Manslaughter	0	0	Burglary/Breaking & Entering	0	0	0	0
Aggravated Assault	0	0	Counterfeiting/Forgery	0	0	0	0
Simple Assault	3	3	Destruction/Damage/Vandalism of Property	1	1	0	0
Intimidation	0	0	Embezzlement	0	0	0	0
Stalking	0	0	Extortion/Blackmail	0	0	0	0
Rape	0	0	False Pretenses/Swindle/Confidence Game	0	0	0	0
Sodomy	0	0	Credit Card/Automated Teller Machine Fraud	0	0	0	0
Sexual Assault With An Object	0	0	Impersonation	0	0	0	0
Fondling	0	0	Welfare Fraud	0	0	0	0
Incest	0	0	Wire Fraud	0	0	0	0
Statutory Rape	0	0	Identity Theft	0	0	0	0
Kidnapping/Abduction	0	0	Hacking/Computer Invasion	0	0	0	0
Total	3	3	Robbery	0	0	0	0
Group B Arrests			Pocket-picking	0	0	0	0
Offense	Adult	Juvenile	Purse-snatching	0	0	0	0
Curfew/Loitering/Vagrancy Violations	0	0	Shoplifting	0	0	0	0
Disorderly Conduct	1	0	Theft From Building	0	0	0	0
Driving Under the Influence	0	0	Theft From Coin Operated Machine or Device	0	0	0	0
Family Offenses (Nonviolent)	0	0	Theft From Motor Vehicle	0	0	0	0
Liquor Law Violations	0	2	Theft of Motor Vehicle Parts/Accessories	0	0	0	0
Trespass of Real Property	0	0	All Other Larceny	3	0	0	0
All Other Offenses	2	0	Motor Vehicle Theft	0	0	0	0
Total Group B	3	2	Stolen Property Offenses	0	0	0	0
			Crimes Against Society				
			Drug/Narcotic Violations	3	3	2	0
			Drug Equipment Violations	3	3	0	0
			Betting/Wagering	0	0	0	0
			Operating/Promoting/Assisting Gambling	0	0	0	0
			Gambling Equipment Violations	0	0	0	0
			Sports Tampering	0	0	0	0
			Pornography/Obscene Material	0	0	0	0
			Prostitution	0	0	0	0
			Assisting or Promoting Prostitution	0	0	0	0
			Purchasing Prostitution	0	0	0	0
			Weapon Law Violations	1	1	1	0
			Animal Cruelty	0	0	0	0
			Total Group A Offenses	17	12	6	0

(*) Offenses are counted using the FBI Units of Count for Crime
 (**) The 'Arrests' column shows arrests made during the selected period, regardless of incident date. Arrest counts may be higher than incident counts.
 (***) Negligent Manslaughter now includes the killing of another person associated with driving under the influence, distracted driving (using a cell or smartphone), and reckless driving fatalities.

Jamestown Police Department – 2022

2022 Population Estimate		15,772	Offenses (*)		Arrests (**)		
Offense Overview			Group A Offenses	Reported	Cleared	Adult	Juvenile
Offense Total	851		Crimes Against Persons (***)				
Number Cleared	352		Murder and Nonnegligent Manslaughter	0	0	0	0
Percent Cleared	41.36%		Negligent Manslaughter	0	0	0	0
Group A Crimes per 100,000 population	5,395.6		Aggravated Assault	25	21	17	2
			Simple Assault	156	111	60	16
			Intimidation	28	12	6	3
			Stalking	13	1	0	0
			Kidnapping/Abduction	1	1	0	0
			Rape	10	8	4	1
			Sodomy	0	0	0	0
			Sexual Assault With An Object	0	0	0	0
			Fondling	10	5	2	1
			Incest	0	0	0	0
			Statutory Rape	3	2	4	0
			Commercial Sex Acts	1	1	0	0
			Involuntary Servitude	0	0	0	0
			Crimes Against Property				
			Arson	0	0	0	0
			Bribery	0	0	0	0
			Burglary/Breaking & Entering	56	15	8	0
			Counterfeiting/Forgery	2	2	2	0
			Destruction/Damage/Vandalism of Property	138	19	5	10
			Embezzlement	4	3	0	2
			Extortion/Blackmail	0	0	0	0
			False Pretenses/Swindle/Confidence Game	7	2	1	0
			Credit Card/Automated Teller Machine Fraud	5	0	0	0
			Impersonation	14	1	3	1
			Welfare Fraud	0	0	0	0
			Wire Fraud	19	0	0	0
			Identity Theft	0	0	0	0
			Hacking/Computer Invasion	0	0	0	0
			Robbery	0	0	0	0
			Pocket-picking	0	0	0	0
			Purse-snatching	0	0	0	0
			Shoplifting	57	30	27	2
			Theft From Building	6	0	1	0
			Theft From Coin Operated Machine or Device	0	0	0	0
			Theft From Motor Vehicle	75	13	4	3
			Theft of Motor Vehicle Parts/Accessories	3	0	0	0
			All Other Larceny	103	12	20	7
			Motor Vehicle Theft	17	6	5	0
			Stolen Property Offenses	0	0	1	0
			Crimes Against Society				
			Drug/Narcotic Violations	41	36	20	13
			Drug Equipment Violations	45	40	25	5
			Betting/Wagering	0	0	0	0
			Operating/Promoting/Assisting Gambling	0	0	0	0
			Gambling Equipment Violations	0	0	0	0
			Sports Tampering	0	0	0	0
			Pornography/Obscene Material	5	5	0	1
			Prostitution	0	0	0	0
			Assisting or Promoting Prostitution	0	0	0	0
			Purchasing Prostitution	0	0	0	0
			Weapon Law Violations	7	6	2	0
			Animal Cruelty	0	0	0	0
			Total Group A Offenses	851	352	217	67
Domestic Incident Victims							
Offense	Reported	Cleared					
Murder and Nonnegligent Manslaughter	0	0					
Aggravated Assault	13	11					
Simple Assault	100	74					
Intimidation	2	2					
Stalking	4	1					
Rape	7	6					
Sodomy	0	0					
Sexual Assault With An Object	0	0					
Fondling	3	1					
Incest	0	0					
Statutory Rape	0	0					
Kidnapping/Abduction	1	1					
Total	130	96					
Group B Arrests							
Offense	Adult	Juvenile					
Curfew/Loitering/Vagrancy Violations	0	7					
Disorderly Conduct	19	35					
Driving Under the Influence	38	0					
Family Offenses (Nonviolent)	0	0					
Liquor Law Violations	22	7					
Trespass of Real Property	9	5					
All Other Offenses	119	69					
Total Group B	207	123					

(*) Offenses are counted using the FBI Units of Count for Crime
 (**) The 'Arrests' column shows arrests made during the selected period, regardless of incident date. Arrest counts may be higher than incident counts.
 (***) Negligent Manslaughter now includes the killing of another person associated with driving under the influence, distracted driving (using a cell or smartphone), and reckless driving fatalities.

Kenmare Police Department – 2022

2022 Population Estimate		912		Offenses (*)		Arrests (**)	
Offense Overview				Reported	Cleared	Adult	Juvenile
Offense Total	14			0	0	0	0
Number Cleared	4			0	0	0	0
Percent Cleared	28.57%			0	0	0	0
Group A Crimes per 100,000 population	1,535.1			2	2	1	0
Arrest Overview				0	0	0	0
Total Arrests	6			0	0	0	0
Adult Arrests	5			0	0	0	0
Juvenile Arrests	1			0	0	0	0
Unknown Age	0			0	0	0	0
Arrests per 100,000 population	657.9			1	1	1	0
Average number offenses/incident	1.17			0	0	0	0
Domestic Incident Victims				Crimes Against Property			
Offense	Reported	Cleared		Arson	0	0	0
Murder and Nonnegligent Manslaughter	0	0		Bribery	0	0	0
Aggravated Assault	0	0		Burglary/Breaking & Entering	0	0	0
Simple Assault	2	2		Counterfeiting/Forgery	0	0	0
Intimidation	0	0		Destruction/Damage/Vandalism of Property	4	1	0
Stalking	0	0		Embezzlement	0	0	0
Rape	0	0		Extortion/Blackmail	0	0	0
Sodomy	0	0		False Pretenses/Swindle/Confidence Game	0	0	0
Sexual Assault With An Object	0	0		Credit Card/Automated Teller Machine Fraud	0	0	0
Fondling	0	0		Impersonation	0	0	0
Incest	0	0		Welfare Fraud	0	0	0
Statutory Rape	0	0		Wire Fraud	0	0	0
Kidnapping/Abduction	0	0		Identity Theft	0	0	0
Total	2	2		Hacking/Computer Invasion	0	0	0
Group B Arrests				Robbery	0	0	0
Offense	Adult	Juvenile		Pocket-picking	0	0	0
Curfew/Loitering/Vagrancy Violations	0	0		Purse-snatching	0	0	0
Disorderly Conduct	2	0		Shoplifting	0	0	0
Driving Under the Influence	0	0		Theft From Building	0	0	0
Family Offenses (Nonviolent)	0	0		Theft From Coin Operated Machine or Device	0	0	0
Liquor Law Violations	1	0		Theft From Motor Vehicle	0	0	0
Trespass of Real Property	0	0		Theft of Motor Vehicle Parts/Accessories	0	0	0
All Other Offenses	0	0		All Other Larceny	4	0	0
Total Group B	3	0		Motor Vehicle Theft	1	0	0
				Stolen Property Offenses	0	0	0
				Crimes Against Society			
				Drug/Narcotic Violations	0	0	0
				Drug Equipment Violations	0	0	0
				Betting/Wagering	0	0	0
				Operating/Promoting/Assisting Gambling	0	0	0
				Gambling Equipment Violations	0	0	0
				Sports Tampering	0	0	0
				Pornography/Obscene Material	0	0	0
				Prostitution	0	0	0
				Assisting or Promoting Prostitution	0	0	0
				Purchasing Prostitution	0	0	0
				Weapon Law Violations	0	0	0
				Animal Cruelty	0	0	0
				Total Group A Offenses	14	4	1

(*) Offenses are counted using the FBI Units of Count for Crime
 (**) The 'Arrests' column shows arrests made during the selected period, regardless of incident date. Arrest counts may be higher than incident counts.
 (***) Negligent Manslaughter now includes the killing of another person associated with driving under the influence, distracted driving (using a cell or smartphone), and reckless driving fatalities.

Killdeer Police Department – 2022

2022 Population Estimate		892		Offenses (*)		Arrests (**)			
				Reported	Cleared	Adult	Juvenile		
Offense Overview				Group A Offenses					
Offense Total	56	Crimes Against Persons (***)							
Number Cleared	12	Murder and Nonnegligent Manslaughter							
Percent Cleared	21.43%	Negligent Manslaughter							
Group A Crimes per 100,000 population	6,278.0	Aggravated Assault							
				Simple Assault					
				Intimidation					
				Stalking					
				Kidnapping/Abduction					
				Rape					
				Sodomy					
				Sexual Assault With An Object					
				Fondling					
				Incest					
				Statutory Rape					
				Commercial Sex Acts					
				Involuntary Servitude					
Arrest Overview				Crimes Against Property					
Total Arrests	16	Arson							
Adult Arrests	13	Bribery							
Juvenile Arrests	3	Burglary/Breaking & Entering							
Unknown Age	0	Counterfeiting/Forgery							
Arrests per 100,000 population	1,793.7	Destruction/Damage/Vandalism of Property							
				Embezzlement					
				Extortion/Blackmail					
				False Pretenses/Swindle/Confidence Game					
				Credit Card/Automated Teller Machine Fraud					
				Impersonation					
				Welfare Fraud					
				Wire Fraud					
				Identity Theft					
				Hacking/Computer Invasion					
				Robbery					
				Pocket-picking					
				Purse-snatching					
				Shoplifting					
				Theft From Building					
				Theft From Coin Operated Machine or Device					
				Theft From Motor Vehicle					
				Theft of Motor Vehicle Parts/Accessories					
				All Other Larceny					
				Motor Vehicle Theft					
				Stolen Property Offenses					
Domestic Incident Victims				Crimes Against Society					
Offense	Reported	Cleared	Drug/Narcotic Violations						
Murder and Nonnegligent Manslaughter	0	0	Drug Equipment Violations						
Aggravated Assault	2	2	Betting/Wagering						
Simple Assault	3	1	Operating/Promoting/Assisting Gambling						
Intimidation	0	0	Gambling Equipment Violations						
Stalking	1	0	Sports Tampering						
Rape	0	0	Pornography/Obscene Material						
Sodomy	0	0	Prostitution						
Sexual Assault With An Object	0	0	Assisting or Promoting Prostitution						
Fondling	0	0	Purchasing Prostitution						
Incest	0	0	Weapon Law Violations						
Statutory Rape	0	0	Animal Cruelty						
Kidnapping/Abduction	0	0	Total Group A Offenses						
Total	6	3	56	12	9	1			
Group B Arrests									
Offense	Adult	Juvenile							
Curfew/Loitering/Vagrancy Violations	0	0							
Disorderly Conduct	1	1							
Driving Under the Influence	1	0							
Family Offenses (Nonviolent)	0	0							
Liquor Law Violations	1	0							
Trespass of Real Property	0	0							
All Other Offenses	1	1							
Total Group B	4	2							

(*) Offenses are counted using the FBI Units of Count for Crime
 (**) The 'Arrests' column shows arrests made during the selected period, regardless of incident date. Arrest counts may be higher than incident counts.
 (***) Negligent Manslaughter now includes the killing of another person associated with driving under the influence, distracted driving (using a cell or smartphone), and reckless driving fatalities.

LaMoure Police Department – 2022

2022 Population Estimate		759	Offenses (*)		Arrests (**)	
Offense Overview			Reported	Cleared	Adult	Juvenile
Group A Offenses						
Crimes Against Persons (***)						
Offense Total	11		0	0	0	0
Number Cleared	7		0	0	0	0
Percent Cleared	63.64%		0	0	0	0
Group A Crimes per 100,000 population	1,449.3		2	2	0	0
Murder and Nonnegligent Manslaughter			0	0	0	0
Negligent Manslaughter			0	0	0	0
Aggravated Assault			0	0	0	0
Simple Assault			2	2	0	0
Intimidation			0	0	0	0
Stalking			0	0	0	0
Kidnapping/Abduction			0	0	0	0
Rape			0	0	0	0
Sodomy			0	0	0	0
Sexual Assault With An Object			0	0	0	0
Fondling			1	1	0	0
Incest			0	0	0	0
Statutory Rape			0	0	0	0
Commercial Sex Acts			0	0	0	0
Involuntary Servitude			0	0	0	0
Arrest Overview						
Total Arrests	4					
Adult Arrests	4					
Juvenile Arrests	0					
Unknown Age	0					
Arrests per 100,000 population	527.0					
Average number offenses/incident	1.38					
Domestic Incident Victims						
Offense	Reported	Cleared				
Murder and Nonnegligent Manslaughter	0	0	0	0	0	0
Aggravated Assault	0	0	0	0	0	0
Simple Assault	2	2	1	1	1	0
Intimidation	0	0	0	0	0	0
Stalking	0	0	0	0	0	0
Rape	0	0	0	0	0	0
Sodomy	0	0	0	0	0	0
Sexual Assault With An Object	0	0	0	0	0	0
Fondling	1	1	0	0	0	0
Incest	0	0	0	0	0	0
Statutory Rape	0	0	0	0	0	0
Kidnapping/Abduction	0	0	0	0	0	0
Total	3	3				
Group B Arrests						
Offense	Adult	Juvenile				
Curfew/Loitering/Vagrancy Violations	0	0	0	0	0	0
Disorderly Conduct	0	0	0	0	0	0
Driving Under the Influence	0	0	0	0	0	0
Family Offenses (Nonviolent)	0	0	0	0	0	0
Liquor Law Violations	0	0	0	0	0	0
Trespass of Real Property	1	0	1	0	1	0
All Other Offenses	1	0				
Total Group B	2	0				
Crimes Against Property						
Arson			0	0	0	0
Bribery			0	0	0	0
Burglary/Breaking & Entering			1	0	0	0
Counterfeiting/Forgery			0	0	0	0
Destruction/Damage/Vandalism of Property			1	1	1	0
Embezzlement			0	0	0	0
Extortion/Blackmail			0	0	0	0
False Pretenses/Swindle/Confidence Game			0	0	0	0
Credit Card/Automated Teller Machine Fraud			0	0	0	0
Impersonation			0	0	0	0
Welfare Fraud			0	0	0	0
Wire Fraud			0	0	0	0
Identity Theft			0	0	0	0
Hacking/Computer Invasion			0	0	0	0
Robbery			0	0	0	0
Pocket-picking			0	0	0	0
Purse-snatching			0	0	0	0
Shoplifting			0	0	0	0
Theft From Building			1	1	0	0
Theft From Coin Operated Machine or Device			0	0	0	0
Theft From Motor Vehicle			0	0	0	0
Theft of Motor Vehicle Parts/Accessories			0	0	0	0
All Other Larceny			2	0	0	0
Motor Vehicle Theft			0	0	0	0
Stolen Property Offenses			1	0	1	0
Crimes Against Society						
Drug/Narcotic Violations			1	1	0	0
Drug Equipment Violations			1	1	0	0
Betting/Wagering			0	0	0	0
Operating/Promoting/Assisting Gambling			0	0	0	0
Gambling Equipment Violations			0	0	0	0
Sports Tampering			0	0	0	0
Pornography/Obscene Material			0	0	0	0
Prostitution			0	0	0	0
Assisting or Promoting Prostitution			0	0	0	0
Purchasing Prostitution			0	0	0	0
Weapon Law Violations			0	0	0	0
Animal Cruelty			0	0	0	0
Total Group A Offenses			11	7	2	0

(*) Offenses are counted using the FBI Units of Count for Crime
 (**) The 'Arrests' column shows arrests made during the selected period, regardless of incident date. Arrest counts may be higher than incident counts.
 (***) Negligent Manslaughter now includes the killing of another person associated with driving under the influence, distracted driving (using a cell or smartphone), and reckless driving fatalities.

Lincoln Police Department – 2022

2022 Population Estimate		4,387		Offenses (*)		Arrests (**)	
Offense Overview				Reported	Cleared	Adult	Juvenile
Offense Total	255	Group A Offenses					
Number Cleared	151	Crimes Against Persons (***)					
Percent Cleared	59.22%	Murder and Nonnegligent Manslaughter	0	0	0	0	
Group A Crimes per 100,000 population	5,812.6	Negligent Manslaughter	0	0	0	0	
		Aggravated Assault	5	1	0	0	
		Simple Assault	32	16	8	3	
		Intimidation	17	10	2	0	
		Stalking	11	0	0	0	
		Kidnapping/Abduction	2	0	0	0	
Arrest Overview		Rape	1	1	0	0	
Total Arrests	179	Sodomy	0	0	0	0	
Adult Arrests	123	Sexual Assault With An Object	0	0	0	0	
Juvenile Arrests	56	Fondling	4	2	0	0	
Unknown Age	0	Incest	0	0	0	0	
Arrests per 100,000 population	4,080.2	Statutory Rape	0	0	0	0	
		Commercial Sex Acts	0	0	0	0	
		Involuntary Servitude	0	0	0	0	
Average number offenses/incident	1.45	Crimes Against Property					
Domestic Incident Victims		Arson	1	0	0	0	
Offense	Reported	Cleared	Bribery	0	0	0	0
Murder and Nonnegligent Manslaughter	0	0	Burglary/Breaking & Entering	2	2	0	1
Aggravated Assault	2	1	Counterfeiting/Forgery	2	0	0	0
Simple Assault	23	12	Destruction/Damage/Vandalism of Property	36	12	1	3
Intimidation	5	3	Embezzlement	0	0	0	0
Stalking	5	0	Extortion/Blackmail	1	0	0	0
Rape	1	1	False Pretenses/Swindle/Confidence Game	4	3	2	1
Sodomy	0	0	Credit Card/Automated Teller Machine Fraud	2	0	0	0
Sexual Assault With An Object	0	0	Impersonation	0	0	0	0
Fondling	1	0	Welfare Fraud	0	0	0	0
Incest	0	0	Wire Fraud	0	0	0	0
Statutory Rape	0	0	Identity Theft	4	2	1	0
Kidnapping/Abduction	0	0	Hacking/Computer Invasion	3	0	0	0
Total	37	17	Robbery	0	0	0	0
Group B Arrests			Pocket-picking	0	0	0	0
Offense	Adult	Juvenile	Purse-snatching	0	0	0	0
Curfew/Loitering/Vagrancy Violations	0	10	Shoplifting	1	1	0	2
Disorderly Conduct	1	0	Theft From Building	3	1	0	0
Driving Under the Influence	21	1	Theft From Coin Operated Machine or Device	0	0	0	0
Family Offenses (Nonviolent)	0	8	Theft From Motor Vehicle	1	0	0	0
Liquor Law Violations	11	2	Theft of Motor Vehicle Parts/Accessories	2	0	0	0
Trespass of Real Property	1	0	All Other Larceny	14	4	3	2
All Other Offenses	18	6	Motor Vehicle Theft	1	0	0	0
Total Group B	52	27	Stolen Property Offenses	3	2	0	1
			Crimes Against Society				
			Drug/Narcotic Violations	51	49	44	13
			Drug Equipment Violations	46	42	7	3
			Betting/Wagering	0	0	0	0
			Operating/Promoting/Assisting Gambling	1	0	0	0
			Gambling Equipment Violations	0	0	0	0
			Sports Tampering	0	0	0	0
			Pornography/Obscene Material	1	0	0	0
			Prostitution	0	0	0	0
			Assisting or Promoting Prostitution	0	0	0	0
			Purchasing Prostitution	0	0	0	0
			Weapon Law Violations	4	3	3	0
			Animal Cruelty	0	0	0	0
			Total Group A Offenses	255	151	71	29

(*) Offenses are counted using the FBI Units of Count for Crime
 (**) The 'Arrests' column shows arrests made during the selected period, regardless of incident date. Arrest counts may be higher than incident counts.

(***) Negligent Manslaughter now includes the killing of another person associated with driving under the influence, distracted driving (using a cell or smartphone), and reckless driving fatalities.

Lisbon Police Department – 2022

2022 Population Estimate		2,177	Offenses (*)		Arrests (**)	
Offense Overview			Reported	Cleared	Adult	Juvenile
Group A Offenses						
Crimes Against Persons (***)						
Offense Total	60		0	0	0	0
Number Cleared	3		0	0	0	0
Percent Cleared	5.00%		0	0	0	0
Group A Crimes per 100,000 population	2,756.1		17	0	0	0
Arrest Overview						
Total Arrests	9		8	1	0	0
Adult Arrests	8		0	0	0	0
Juvenile Arrests	1		0	0	0	0
Unknown Age	0		0	0	0	0
Arrests per 100,000 population	413.4		0	0	0	0
Average number offenses/incident	1.20		0	0	0	0
Domestic Incident Victims						
Offense	Reported	Cleared				
Murder and Nonnegligent Manslaughter	0	0				
Aggravated Assault	0	0				
Simple Assault	13	0				
Intimidation	3	0				
Stalking	0	0				
Rape	0	0				
Sodomy	0	0				
Sexual Assault With An Object	0	0				
Fondling	0	0				
Incest	0	0				
Statutory Rape	0	0				
Kidnapping/Abduction	0	0				
Total	16	0				
Group B Arrests						
Offense	Adult	Juvenile				
Curfew/Loitering/Vagrancy Violations	0	0				
Disorderly Conduct	2	0				
Driving Under the Influence	2	0				
Family Offenses (Nonviolent)	0	0				
Liquor Law Violations	2	0				
Trespass of Real Property	0	0				
All Other Offenses	1	0				
Total Group B	7	0				
			Crimes Against Property			
			Arson			
			Bribery			
			Burglary/Breaking & Entering			
			Counterfeiting/Forgery			
			Destruction/Damage/Vandalism of Property			
			Embezzlement			
			Extortion/Blackmail			
			False Pretenses/Swindle/Confidence Game			
			Credit Card/Automated Teller Machine Fraud			
			Impersonation			
			Welfare Fraud			
			Wire Fraud			
			Identity Theft			
			Hacking/Computer Invasion			
			Robbery			
			Pocket-picking			
			Purse-snatching			
			Shoplifting			
			Theft From Building			
			Theft From Coin Operated Machine or Device			
			Theft From Motor Vehicle			
			Theft of Motor Vehicle Parts/Accessories			
			All Other Larceny			
			Motor Vehicle Theft			
			Stolen Property Offenses			
			Crimes Against Society			
			Drug/Narcotic Violations			
			Drug Equipment Violations			
			Betting/Wagering			
			Operating/Promoting/Assisting Gambling			
			Gambling Equipment Violations			
			Sports Tampering			
			Pornography/Obscene Material			
			Prostitution			
			Assisting or Promoting Prostitution			
			Purchasing Prostitution			
			Weapon Law Violations			
			Animal Cruelty			
			60	3	1	1

(*) Offenses are counted using the FBI Units of Count for Crime
 (**) The 'Arrests' column shows arrests made during the selected period, regardless of incident date. Arrest counts may be higher than incident counts.
 (***) Negligent Manslaughter now includes the killing of another person associated with driving under the influence, distracted driving (using a cell or smartphone), and reckless driving fatalities.

Mandan Police Department – 2022

2022 Population Estimate		24,666		Offenses (*)		Arrests (**)			
				Reported	Cleared	Adult	Juvenile		
Offense Overview				Group A Offenses					
Offense Total	2,138	Crimes Against Persons (***)							
Number Cleared	754	Murder and Nonnegligent Manslaughter							
Percent Cleared	35.27%	Negligent Manslaughter							
Group A Crimes per 100,000 population	8,667.8	Aggravated Assault							
				Simple Assault					
				Intimidation					
				Stalking					
				Kidnapping/Abduction					
				Rape					
				Sodomy					
				Sexual Assault With An Object					
				Fondling					
				Incest					
				Statutory Rape					
				Commercial Sex Acts					
				Involuntary Servitude					
Arrest Overview				Crimes Against Property					
Total Arrests	819	Arson							
Adult Arrests	605	Bribery							
Juvenile Arrests	214	Burglary/Breaking & Entering							
Unknown Age	0	Counterfeiting/Forgery							
Arrests per 100,000 population	3,320.4	Destruction/Damage/Vandalism of Property							
				Embezzlement					
				Extortion/Blackmail					
				False Pretenses/Swindle/Confidence Game					
				Credit Card/Automated Teller Machine Fraud					
				Impersonation					
				Welfare Fraud					
				Wire Fraud					
				Identity Theft					
				Hacking/Computer Invasion					
				Robbery					
				Pocket-picking					
				Purse-snatching					
				Shoplifting					
				Theft From Building					
				Theft From Coin Operated Machine or Device					
				Theft From Motor Vehicle					
				Theft of Motor Vehicle Parts/Accessories					
				All Other Larceny					
				Motor Vehicle Theft					
				Stolen Property Offenses					
				Crimes Against Society					
				Drug/Narcotic Violations					
				Drug Equipment Violations					
				Betting/Wagering					
				Operating/Promoting/Assisting Gambling					
				Gambling Equipment Violations					
				Sports Tampering					
				Pornography/Obscene Material					
				Prostitution					
				Assisting or Promoting Prostitution					
				Purchasing Prostitution					
				Weapon Law Violations					
				Animal Cruelty					
				Total Group A Offenses		Total Group B			
				2,138		98			

(*) Offenses are counted using the FBI Units of Count for Crime
 (**) The 'Arrests' column shows arrests made during the selected period, regardless of incident date. Arrest counts may be higher than incident counts.
 (***) Negligent Manslaughter now includes the killing of another person associated with driving under the influence, distracted driving (using a cell or smartphone), and reckless driving fatalities.

Medora Police Department – 2022

2022 Population Estimate		119		Offenses (*)		Arrests (**)		
				Reported	Cleared	Adult	Juvenile	
Offense Overview				Group A Offenses				
Offense Total	1			Crimes Against Persons (***)				
Number Cleared	1			Murder and Nonnegligent Manslaughter	0	0	0	0
Percent Cleared	100.00%			Negligent Manslaughter	0	0	0	0
Group A Crimes per 100,000 population	840.3			Aggravated Assault	0	0	0	0
				Simple Assault	0	0	0	0
				Intimidation	0	0	0	0
				Stalking	0	0	0	0
				Kidnapping/Abduction	0	0	0	0
Arrest Overview				Rape	0	0	0	0
Total Arrests	2			Sodomy	0	0	0	0
Adult Arrests	2			Sexual Assault With An Object	0	0	0	0
Juvenile Arrests	0			Fondling	0	0	0	0
Unknown Age	0			Incest	0	0	0	0
Arrests per 100,000 population	1,680.7			Statutory Rape	0	0	0	0
				Commercial Sex Acts	0	0	0	0
Average number offenses/incident	1.00			Involuntary Servitude	0	0	0	0
Domestic Incident Victims				Crimes Against Property				
Offense	Reported	Cleared		Arson	0	0	0	0
Murder and Nonnegligent Manslaughter	0	0		Bribery	0	0	0	0
Aggravated Assault	0	0		Burglary/Breaking & Entering	0	0	0	0
Simple Assault	0	0		Counterfeiting/Forgery	0	0	0	0
Intimidation	0	0		Destruction/Damage/Vandalism of Property	1	1	0	0
Stalking	0	0		Embezzlement	0	0	0	0
Rape	0	0		Extortion/Blackmail	0	0	0	0
Sodomy	0	0		False Pretenses/Swindle/Confidence Game	0	0	0	0
Sexual Assault With An Object	0	0		Credit Card/Automated Teller Machine Fraud	0	0	0	0
Fondling	0	0		Impersonation	0	0	0	0
Incest	0	0		Welfare Fraud	0	0	0	0
Statutory Rape	0	0		Wire Fraud	0	0	0	0
Kidnapping/Abduction	0	0		Identity Theft	0	0	0	0
Total	0	0		Hacking/Computer Invasion	0	0	0	0
Group B Arrests				Robbery	0	0	0	0
Offense	Adult	Juvenile		Pocket-picking	0	0	0	0
Curfew/Loitering/Vagrancy Violations	0	0		Purse-snatching	0	0	0	0
Disorderly Conduct	1	0		Shoplifting	0	0	0	0
Driving Under the Influence	1	0		Theft From Building	0	0	0	0
Family Offenses (Nonviolent)	0	0		Theft From Coin Operated Machine or Device	0	0	0	0
Liquor Law Violations	0	0		Theft From Motor Vehicle	0	0	0	0
Trespass of Real Property	0	0		Theft of Motor Vehicle Parts/Accessories	0	0	0	0
All Other Offenses	0	0		All Other Larceny	0	0	0	0
Total Group B	2	0		Motor Vehicle Theft	0	0	0	0
				Stolen Property Offenses	0	0	0	0
				Crimes Against Society				
				Drug/Narcotic Violations	0	0	0	0
				Drug Equipment Violations	0	0	0	0
				Betting/Wagering	0	0	0	0
				Operating/Promoting/Assisting Gambling	0	0	0	0
				Gambling Equipment Violations	0	0	0	0
				Sports Tampering	0	0	0	0
				Pornography/Obscene Material	0	0	0	0
				Prostitution	0	0	0	0
				Assisting or Promoting Prostitution	0	0	0	0
				Purchasing Prostitution	0	0	0	0
				Weapon Law Violations	0	0	0	0
				Animal Cruelty	0	0	0	0
				Total Group A Offenses	1	1	0	0

(*) Offenses are counted using the FBI Units of Count for Crime
 (**) The 'Arrests' column shows arrests made during the selected period, regardless of incident date. Arrest counts may be higher than incident counts.
 (***) Negligent Manslaughter now includes the killing of another person associated with driving under the influence, distracted driving (using a cell or smartphone), and reckless driving fatalities.

Minot Police Department – 2022

2022 Population Estimate		47,278		Offenses (**)		Arrests (**)	
Offense Overview				Reported	Cleared	Adult	Juvenile
Offense Total	1,730						
Number Cleared	866						
Percent Cleared	50.06%						
Group A Crimes per 100,000 population	3,659.2						
Arrest Overview							
Total Arrests	1,383						
Adult Arrests	1,114						
Juvenile Arrests	269						
Unknown Age	0						
Arrests per 100,000 population	2,925.3						
Average number offenses/incident	1.19						
Domestic Incident Victims							
Offense	Reported	Cleared					
Murder and Nonnegligent Manslaughter	1	1					
Aggravated Assault	46	33					
Simple Assault	175	119					
Intimidation	5	2					
Stalking	9	2					
Rape	7	0					
Sodomy	2	0					
Sexual Assault With An Object	0	0					
Fondling	4	0					
Incest	0	0					
Statutory Rape	0	0					
Kidnapping/Abduction	5	4					
Total	254	161					
Group B Arrests							
Offense	Adult	Juvenile					
Curfew/Loitering/Vagrancy Violations	0	0					
Disorderly Conduct	32	54					
Driving Under the Influence	277	2					
Family Offenses (Nonviolent)	3	0					
Liquor Law Violations	26	28					
Trespass of Real Property	97	1					
All Other Offenses	180	24					
Total Group B	615	109					
				Crimes Against Property			
				Arson	7	2	2
				Bribery	1	0	0
				Burglary/Breaking & Entering	92	15	13
				Counterfeiting/Forgery	13	4	5
				Destruction/Damage/Vandalism of Property	111	33	6
				Embezzlement	13	3	1
				Extortion/Blackmail	4	1	0
				False Pretenses/Swindle/Confidence Game	25	9	10
				Credit Card/Automated Teller Machine Fraud	5	0	0
				Impersonation	2	0	0
				Welfare Fraud	1	0	0
				Wire Fraud	3	0	0
				Identity Theft	43	5	6
				Hacking/Computer Invasion	0	0	0
				Robbery	8	3	2
				Pocket-picking	0	0	1
				Purse-snatching	2	0	0
				Shoplifting	82	46	33
				Theft From Building	38	1	0
				Theft From Coin Operated Machine or Device	5	0	0
				Theft From Motor Vehicle	55	6	6
				Theft of Motor Vehicle Parts/Accessories	6	0	0
				All Other Larceny	89	17	13
				Motor Vehicle Theft	132	28	13
				Stolen Property Offenses	24	15	10
				Crimes Against Society			
				Drug/Narcotic Violations	184	181	108
				Drug Equipment Violations	180	176	94
				Betting/Wagering	0	0	0
				Operating/Promoting/Assisting Gambling	0	0	0
				Gambling Equipment Violations	0	0	0
				Sports Tampering	0	0	0
				Pornography/Obscene Material	14	0	0
				Prostitution	1	0	0
				Assisting or Promoting Prostitution	3	0	0
				Purchasing Prostitution	0	0	0
				Weapon Law Violations	36	18	7
				Animal Cruelty	4	1	0
				Total Group A Offenses	1,730	866	499
							160

(*) Offenses are counted using the FBI Units of Count for Crime
 (**) The 'Arrests' column shows arrests made during the selected period, regardless of incident date. Arrest counts may be higher than incident counts.
 (***) Negligent Manslaughter now includes the killing of another person associated with driving under the influence, distracted driving (using a cell or smartphone), and reckless driving fatalities.

Napoleon Police Department – 2022

2022 Population Estimate		752		Offenses (**)		Arrests (**)	
Offense Overview				Reported	Cleared	Adult	Juvenile
Offense Total	10						
Number Cleared	10						
Percent Cleared	100.00%						
Group A Crimes per 100,000 population	1,329.8						
Arrest Overview							
Total Arrests	13						
Adult Arrests	11						
Juvenile Arrests	2						
Unknown Age	0						
Arrests per 100,000 population	1,728.7						
Average number offenses/incident	1.43						
Domestic Incident Victims							
Offense		Reported	Cleared				
Murder and Nonnegligent Manslaughter		0	0				
Aggravated Assault		0	0				
Simple Assault		2	2				
Intimidation		0	0				
Stalking		0	0				
Rape		0	0				
Sodomy		0	0				
Sexual Assault With An Object		0	0				
Fondling		0	0				
Incest		0	0				
Statutory Rape		0	0				
Kidnapping/Abduction		0	0				
Total		2	2				
Group B Arrests							
Offense		Adult	Juvenile				
Curfew/Loitering/Vagrancy Violations		0	0				
Disorderly Conduct		1	0				
Driving Under the Influence		0	0				
Family Offenses (Nonviolent)		0	0				
Liquor Law Violations		0	2				
Trespass of Real Property		0	0				
All Other Offenses		3	0				
Total Group B		4	2				
(**) Offenses are counted using the FBI Units of Count for Crime (***) The 'Arrests' column shows arrests made during the selected period, regardless of incident date. Arrest counts may be higher than incident counts. (***) Negligent Manslaughter now includes the killing of another person associated with driving under the influence, distracted driving (using a cell or smartphone), and reckless driving fatalities.							
Group A Offenses							
Crimes Against Persons (***)							
Murder and Nonnegligent Manslaughter				0	0	0	0
Negligent Manslaughter				0	0	0	0
Aggravated Assault				0	0	0	0
Simple Assault				3	3	3	0
Intimidation				1	1	1	0
Stalking				0	0	0	0
Kidnapping/Abduction				0	0	0	0
Rape				0	0	0	0
Sodomy				0	0	0	0
Sexual Assault With An Object				0	0	0	0
Fondling				0	0	0	0
Incest				0	0	0	0
Statutory Rape				0	0	0	0
Commercial Sex Acts				0	0	0	0
Involuntary Servitude				0	0	0	0
Crimes Against Property							
Arson				1	1	1	0
Bribery				0	0	0	0
Burglary/Breaking & Entering				0	0	0	0
Counterfeiting/Forgery				1	1	1	0
Destruction/Damage/Vandalism of Property				0	0	0	0
Embezzlement				0	0	0	0
Extortion/Blackmail				0	0	0	0
False Pretenses/Swindle/Confidence Game				0	0	0	0
Credit Card/Automated Teller Machine Fraud				0	0	0	0
Impersonation				0	0	0	0
Welfare Fraud				0	0	0	0
Wire Fraud				0	0	0	0
Identity Theft				0	0	0	0
Hacking/Computer Invasion				0	0	0	0
Robbery				0	0	0	0
Pocket-picking				0	0	0	0
Purse-snatching				0	0	0	0
Shoplifting				0	0	0	0
Theft From Building				0	0	0	0
Theft From Coin Operated Machine or Device				0	0	0	0
Theft From Motor Vehicle				0	0	0	0
Theft of Motor Vehicle Parts/Accessories				0	0	0	0
All Other Larceny				0	0	0	0
Motor Vehicle Theft				0	0	0	0
Stolen Property Offenses				1	1	0	0
Crimes Against Society							
Drug/Narcotic Violations				1	1	0	0
Drug Equipment Violations				1	1	0	0
Betting/Wagering				0	0	0	0
Operating/Promoting/Assisting Gambling				0	0	0	0
Gambling Equipment Violations				0	0	0	0
Sports Tampering				0	0	0	0
Pornography/Obscene Material				0	0	0	0
Prostitution				0	0	0	0
Assisting or Promoting Prostitution				0	0	0	0
Purchasing Prostitution				0	0	0	0
Weapon Law Violations				0	0	0	0
Animal Cruelty				1	1	1	0
Total Group A Offenses				10	10	7	0

ND State College of Science PD – 2022

2022 Population Estimate		N/A	Offenses (*)		Arrests (**)		
Offense Overview			Group A Offenses	Reported	Cleared	Adult	Juvenile
Offense Total	41		Crimes Against Persons (***)				
Number Cleared	7		Murder and Nonnegligent Manslaughter	0	0	0	0
Percent Cleared	17.07%		Negligent Manslaughter	0	0	0	0
Group A Crimes per 100,000 population	N/A		Aggravated Assault	0	0	0	0
			Simple Assault	4	2	0	1
			Intimidation	0	0	0	0
			Stalking	0	0	0	0
			Kidnapping/Abduction	0	0	0	0
Arrest Overview			Rape	1	1	0	0
Total Arrests	6		Sodomy	0	0	0	0
Adult Arrests	2		Sexual Assault With An Object	0	0	0	0
Juvenile Arrests	4		Fondling	0	0	0	0
Unknown Age	0		Incest	0	0	0	0
Arrests per 100,000 population	N/A		Statutory Rape	0	0	0	0
			Commercial Sex Acts	0	0	0	0
Average number offenses/incident	1.00		Involuntary Servitude	0	0	0	0
Domestic Incident Victims			Crimes Against Property				
Offense	Reported	Cleared	Arson	0	0	0	0
Murder and Nonnegligent Manslaughter	0	0	Bribery	0	0	0	0
Aggravated Assault	0	0	Burglary/Breaking & Entering	3	0	0	0
Simple Assault	0	0	Counterfeiting/Forgery	0	0	0	0
Intimidation	0	0	Destruction/Damage/Vandalism of Property	12	1	0	0
Stalking	0	0	Embezzlement	0	0	0	0
Rape	0	0	Extortion/Blackmail	5	0	0	0
Sodomy	0	0	False Pretenses/Swindle/Confidence Game	0	0	0	0
Sexual Assault With An Object	0	0	Credit Card/Automated Teller Machine Fraud	0	0	0	0
Fondling	0	0	Impersonation	0	0	0	0
Incest	0	0	Welfare Fraud	0	0	0	0
Statutory Rape	0	0	Wire Fraud	0	0	0	0
Kidnapping/Abduction	0	0	Identity Theft	0	0	0	0
Total	0	0	Hacking/Computer Invasion	0	0	0	0
			Robbery	0	0	0	0
			Pocket-picking	0	0	0	0
			Purse-snatching	0	0	0	0
			Shoplifting	0	0	0	0
			Theft From Building	6	2	2	0
			Theft From Coin Operated Machine or Device	0	0	0	0
			Theft From Motor Vehicle	1	0	0	0
			Theft of Motor Vehicle Parts/Accessories	0	0	0	0
			All Other Larceny	8	1	0	2
			Motor Vehicle Theft	1	0	0	0
			Stolen Property Offenses	0	0	0	0
			Crimes Against Society				
			Drug/Narcotic Violations	0	0	0	0
			Drug Equipment Violations	0	0	0	0
			Betting/Wagering	0	0	0	0
			Operating/Promoting/Assisting Gambling	0	0	0	0
			Gambling Equipment Violations	0	0	0	0
			Sports Tampering	0	0	0	0
			Pornography/Obscene Material	0	0	0	0
			Prostitution	0	0	0	0
			Assisting or Promoting Prostitution	0	0	0	0
			Purchasing Prostitution	0	0	0	0
			Weapon Law Violations	0	0	0	0
			Animal Cruelty	0	0	0	0
			Total Group A Offenses	41	7	2	3
Group B Arrests							
Offense	Adult	Juvenile					
Curfew/Loitering/Vagrancy Violations	0	0					
Disorderly Conduct	0	0					
Driving Under the Influence	0	0					
Family Offenses (Nonviolent)	0	1					
Liquor Law Violations	0	0					
Trespass of Real Property	0	0					
All Other Offenses	0	0					
Total Group B	0	1					

(*) Offenses are counted using the FBI Units of Count for Crime
 (**) The 'Arrests' column shows arrests made during the selected period, regardless of incident date. Arrest counts may be higher than incident counts.
 (***) Negligent Manslaughter now includes the killing of another person associated with driving under the influence, distracted driving (using a cell or smartphone), and reckless driving fatalities.

ND State University PD – 2022

2022 Population Estimate		N/A	Offenses (*)		Arrests (**)	
Offense Overview			Reported	Cleared	Adult	Juvenile
Group A Offenses						
Crimes Against Persons (***)						
Offense Total	157	Murder and Nonnegligent Manslaughter	0	0	0	0
Number Cleared	6	Negligent Manslaughter	0	0	0	0
Percent Cleared	3.82%	Aggravated Assault	0	0	0	0
Group A Crimes per 100,000 population	N/A	Simple Assault	6	2	1	0
		Intimidation	0	0	0	0
		Stalking	0	0	0	0
		Kidnapping/Abduction	0	0	0	0
Arrest Overview		Rape	1	0	0	0
Total Arrests	28	Sodomy	0	0	0	0
Adult Arrests	27	Sexual Assault With An Object	0	0	0	0
Juvenile Arrests	1	Fondling	1	0	0	0
Unknown Age	0	Incest	0	0	0	0
Arrests per 100,000 population	N/A	Statutory Rape	0	0	0	0
		Commercial Sex Acts	0	0	0	0
Average number offenses/incident	1.04	Involuntary Servitude	0	0	0	0
Domestic Incident Victims						
Offense	Reported	Cleared	Crimes Against Property			
Murder and Nonnegligent Manslaughter	0	0	Arson	0	0	0
Aggravated Assault	0	0	Bribery	0	0	0
Simple Assault	3	1	Burglary/Breaking & Entering	0	0	0
Intimidation	0	0	Counterfeiting/Forgery	0	0	0
Stalking	0	0	Destruction/Damage/Vandalism of Property	26	1	0
Rape	0	0	Embezzlement	0	0	0
Sodomy	0	0	Extortion/Blackmail	1	0	0
Sexual Assault With An Object	0	0	False Pretenses/Swindle/Confidence Game	7	0	0
Fondling	0	0	Credit Card/Automated Teller Machine Fraud	0	0	0
Incest	0	0	Impersonation	0	0	0
Statutory Rape	0	0	Welfare Fraud	0	0	0
Kidnapping/Abduction	0	0	Wire Fraud	2	0	0
Total	3	1	Identity Theft	0	0	0
Group B Arrests			Hacking/Computer Invasion	0	0	0
Offense	Adult	Juvenile	Robbery	1	0	0
Curfew/Loitering/Vagrancy Violations	0	0	Pocket-picking	0	0	0
Disorderly Conduct	0	0	Purse-snatching	0	0	0
Driving Under the Influence	2	0	Shoplifting	0	0	0
Family Offenses (Nonviolent)	0	0	Theft From Building	10	0	0
Liquor Law Violations	22	1	Theft From Coin Operated Machine or Device	0	0	0
Trespass of Real Property	1	0	Theft From Motor Vehicle	8	0	0
All Other Offenses	1	0	Theft of Motor Vehicle Parts/Accessories	3	0	0
Total Group B	26	1	All Other Larceny	69	0	0
			Motor Vehicle Theft	4	0	0
			Stolen Property Offenses	0	0	0
			Crimes Against Society			
			Drug/Narcotic Violations	9	2	0
			Drug Equipment Violations	8	1	0
			Betting/Wagering	0	0	0
			Operating/Promoting/Assisting Gambling	0	0	0
			Gambling Equipment Violations	0	0	0
			Sports Tampering	0	0	0
			Pornography/Obscene Material	1	0	0
			Prostitution	0	0	0
			Assisting or Promoting Prostitution	0	0	0
			Purchasing Prostitution	0	0	0
			Weapon Law Violations	0	0	0
			Animal Cruelty	0	0	0
			Total Group A Offenses	157	6	1

(*) Offenses are counted using the FBI Units of Count for Crime
 (**) The 'Arrests' column shows arrests made during the selected period, regardless of incident date. Arrest counts may be higher than incident counts.
 (***) Negligent Manslaughter now includes the killing of another person associated with driving under the influence, distracted driving (using a cell or smartphone), and reckless driving fatalities.

New Town Police Department – 2022

2022 Population Estimate		2,713		Offenses (*)		Arrests (**)	
Offense Overview				Reported	Cleared	Adult	Juvenile
Offense Total	108	Group A Offenses					
Number Cleared	58	Crimes Against Persons (***)					
Percent Cleared	53.70%	Murder and Nonnegligent Manslaughter	0	0	0	0	
Group A Crimes per 100,000 population	3,980.8	Negligent Manslaughter	0	0	0	0	
		Aggravated Assault	4	4	1	0	
		Simple Assault	7	4	4	0	
		Intimidation	1	0	0	0	
		Stalking	0	0	0	0	
		Kidnapping/Abduction	0	0	0	0	
Arrest Overview		Rape	1	0	0	0	
Total Arrests	82	Sodomy	0	0	0	0	
Adult Arrests	78	Sexual Assault With An Object	0	0	0	0	
Juvenile Arrests	4	Fondling	2	0	0	0	
Unknown Age	0	Incest	0	0	0	0	
Arrests per 100,000 population	3,022.5	Statutory Rape	0	0	0	0	
		Commercial Sex Acts	0	0	0	0	
		Involuntary Servitude	0	0	0	0	
Average number offenses/incident	1.33	Crimes Against Property					
Domestic Incident Victims		Arson	0	0	0	0	
Offense	Reported	Cleared	Bribery	0	0	0	0
Murder and Nonnegligent Manslaughter	0	0	Burglary/Breaking & Entering	1	0	0	0
Aggravated Assault	3	3	Counterfeiting/Forgery	1	0	0	0
Simple Assault	5	3	Destruction/Damage/Vandalism of Property	0	0	0	0
Intimidation	0	0	Embezzlement	0	0	0	0
Stalking	0	0	Extortion/Blackmail	0	0	0	0
Rape	1	0	False Pretenses/Swindle/Confidence Game	1	1	1	0
Sodomy	0	0	Credit Card/Automated Teller Machine Fraud	0	0	0	0
Sexual Assault With An Object	0	0	Impersonation	0	0	0	0
Fondling	0	0	Welfare Fraud	0	0	0	0
Incest	0	0	Wire Fraud	0	0	0	0
Statutory Rape	0	0	Identity Theft	0	0	0	0
Kidnapping/Abduction	0	0	Hacking/Computer Invasion	0	0	0	0
Total	9	6	Robbery	0	0	0	0
Group B Arrests			Pocket-picking	0	0	0	0
Offense	Adult	Juvenile	Purse-snatching	0	0	0	0
Curfew/Loitering/Vagrancy Violations	0	0	Shoplifting	0	0	0	0
Disorderly Conduct	3	0	Theft From Building	0	0	0	0
Driving Under the Influence	24	0	Theft From Coin Operated Machine or Device	0	0	0	0
Family Offenses (Nonviolent)	0	0	Theft From Motor Vehicle	0	0	0	0
Liquor Law Violations	1	3	Theft of Motor Vehicle Parts/Accessories	0	0	0	0
Trespass of Real Property	0	0	All Other Larceny	4	0	0	0
All Other Offenses	10	0	Motor Vehicle Theft	0	0	0	0
Total Group B	38	3	Stolen Property Offenses	0	0	0	0
			Crimes Against Society				
			Drug/Narcotic Violations	38	19	16	0
			Drug Equipment Violations	44	28	16	1
			Betting/Wagering	0	0	0	0
			Operating/Promoting/Assisting Gambling	0	0	0	0
			Gambling Equipment Violations	0	0	0	0
			Sports Tampering	0	0	0	0
			Pornography/Obscene Material	1	0	0	0
			Prostitution	0	0	0	0
			Assisting or Promoting Prostitution	0	0	0	0
			Purchasing Prostitution	0	0	0	0
			Weapon Law Violations	3	2	2	0
			Animal Cruelty	0	0	0	0
			Total Group A Offenses	108	58	40	1

(*) Offenses are counted using the FBI Units of Count for Crime
 (**) The 'Arrests' column shows arrests made during the selected period, regardless of incident date. Arrest counts may be higher than incident counts.
 (***) Negligent Manslaughter now includes the killing of another person associated with driving under the influence, distracted driving (using a cell or smartphone), and reckless driving fatalities.

Northwood Police Department – 2022

2022 Population Estimate		946	Offenses (*)		Arrests (**)		
Offense Overview			Group A Offenses	Reported	Cleared	Adult	Juvenile
Offense Total	5		Crimes Against Persons (***)				
Number Cleared	0		Murder and Nonnegligent Manslaughter	0	0	0	0
Percent Cleared	0.00%		Negligent Manslaughter	0	0	0	0
Group A Crimes per 100,000 population	528.5		Aggravated Assault	0	0	0	0
			Simple Assault	1	0	0	0
			Intimidation	0	0	0	0
			Stalking	0	0	0	0
			Kidnapping/Abduction	0	0	0	0
Arrest Overview			Rape	0	0	0	0
Total Arrests	3		Sodomy	0	0	0	0
Adult Arrests	3		Sexual Assault With An Object	0	0	0	0
Juvenile Arrests	0		Fondling	0	0	0	0
Unknown Age	0		Incest	0	0	0	0
Arrests per 100,000 population	317.1		Statutory Rape	0	0	0	0
			Commercial Sex Acts	0	0	0	0
			Involuntary Servitude	0	0	0	0
Average number offenses/incident	1.00		Crimes Against Property				
Domestic Incident Victims			Arson	0	0	0	0
Offense	Reported	Cleared	Bribery	0	0	0	0
Murder and Nonnegligent Manslaughter	0	0	Burglary/Breaking & Entering	0	0	0	0
Aggravated Assault	0	0	Counterfeiting/Forgery	0	0	0	0
Simple Assault	0	0	Destruction/Damage/Vandalism of Property	0	0	0	0
Intimidation	0	0	Embezzlement	0	0	0	0
Stalking	0	0	Extortion/Blackmail	0	0	0	0
Rape	0	0	False Pretenses/Swindle/Confidence Game	0	0	0	0
Sodomy	0	0	Credit Card/Automated Teller Machine Fraud	1	0	0	0
Sexual Assault With An Object	0	0	Impersonation	0	0	0	0
Fondling	0	0	Welfare Fraud	0	0	0	0
Incest	0	0	Wire Fraud	0	0	0	0
Statutory Rape	0	0	Identity Theft	1	0	0	0
Kidnapping/Abduction	0	0	Hacking/Computer Invasion	0	0	0	0
Total	0	0	Robbery	0	0	0	0
			Pocket-picking	0	0	0	0
			Purse-snatching	0	0	0	0
			Shoplifting	0	0	0	0
Group B Arrests			Theft From Building	1	0	0	0
Offense	Adult	Juvenile	Theft From Coin Operated Machine or Device	0	0	0	0
Curfew/Loitering/Vagrancy Violations	0	0	Theft From Motor Vehicle	0	0	0	0
Disorderly Conduct	0	0	Theft of Motor Vehicle Parts/Accessories	0	0	0	0
Driving Under the Influence	3	0	All Other Larceny	0	0	0	0
Family Offenses (Nonviolent)	0	0	Motor Vehicle Theft	0	0	0	0
Liquor Law Violations	0	0	Stolen Property Offenses	0	0	0	0
Trespass of Real Property	0	0	Crimes Against Society				
All Other Offenses	0	0	Drug/Narcotic Violations	1	0	0	0
Total Group B	3	0	Drug Equipment Violations	0	0	0	0
			Betting/Wagering	0	0	0	0
			Operating/Promoting/Assisting Gambling	0	0	0	0
			Gambling Equipment Violations	0	0	0	0
			Sports Tampering	0	0	0	0
			Pornography/Obscene Material	0	0	0	0
			Prostitution	0	0	0	0
			Assisting or Promoting Prostitution	0	0	0	0
			Purchasing Prostitution	0	0	0	0
			Weapon Law Violations	0	0	0	0
			Animal Cruelty	0	0	0	0
			Total Group A Offenses	5	0	0	0

(*) Offenses are counted using the FBI Units of Count for Crime
 (**) The 'Arrests' column shows arrests made during the selected period, regardless of incident date. Arrest counts may be higher than incident counts.
 (***) Negligent Manslaughter now includes the killing of another person associated with driving under the influence, distracted driving (using a cell or smartphone), and reckless driving fatalities.

Oakes Police Department – 2022

2022 Population Estimate		1,778	Offenses (*)		Arrests (**)	
Offense Overview			Reported	Cleared	Adult	Juvenile
Offense Total	19		Group A Offenses			
Number Cleared	14		Crimes Against Persons (***)			
Percent Cleared	73.68%		Murder and Nonnegligent Manslaughter	0	0	0
Group A Crimes per 100,000 population	1,068.6		Negligent Manslaughter	0	0	0
			Aggravated Assault	0	0	0
			Simple Assault	3	3	3
			Intimidation	2	2	1
			Stalking	1	1	1
			Kidnapping/Abduction	0	0	0
			Rape	0	0	0
			Sodomy	0	0	0
			Sexual Assault With An Object	0	0	0
			Fondling	0	0	0
			Incest	0	0	0
			Statutory Rape	0	0	0
			Commercial Sex Acts	0	0	0
			Involuntary Servitude	0	0	0
			Crimes Against Property			
			Arson	0	0	0
			Bribery	0	0	0
			Burglary/Breaking & Entering	3	1	1
			Counterfeiting/Forgery	2	2	2
			Destruction/Damage/Vandalism of Property	2	1	1
			Embezzlement	0	0	0
			Extortion/Blackmail	0	0	0
			False Pretenses/Swindle/Confidence Game	0	0	0
			Credit Card/Automated Teller Machine Fraud	0	0	0
			Impersonation	0	0	0
			Welfare Fraud	0	0	0
			Wire Fraud	0	0	0
			Identity Theft	0	0	0
			Hacking/Computer Invasion	0	0	0
			Robbery	0	0	0
			Pocket-picking	0	0	0
			Purse-snatching	0	0	0
			Shoplifting	0	0	0
			Theft From Building	1	0	0
			Theft From Coin Operated Machine or Device	0	0	0
			Theft From Motor Vehicle	0	0	0
			Theft of Motor Vehicle Parts/Accessories	0	0	0
			All Other Larceny	1	1	1
			Motor Vehicle Theft	0	0	0
			Stolen Property Offenses	0	0	0
			Crimes Against Society			
			Drug/Narcotic Violations	3	2	1
			Drug Equipment Violations	1	1	0
			Betting/Wagering	0	0	0
			Operating/Promoting/Assisting Gambling	0	0	0
			Gambling Equipment Violations	0	0	0
			Sports Tampering	0	0	0
			Pornography/Obscene Material	0	0	0
			Prostitution	0	0	0
			Assisting or Promoting Prostitution	0	0	0
			Purchasing Prostitution	0	0	0
			Weapon Law Violations	0	0	0
			Animal Cruelty	0	0	0
			Total Group A Offenses	19	14	11
						0
Domestic Incident Victims						
Offense	Reported	Cleared				
Murder and Nonnegligent Manslaughter	0	0				
Aggravated Assault	0	0				
Simple Assault	3	3				
Intimidation	0	0				
Stalking	0	0				
Rape	0	0				
Sodomy	0	0				
Sexual Assault With An Object	0	0				
Fondling	0	0				
Incest	0	0				
Statutory Rape	0	0				
Kidnapping/Abduction	0	0				
Total	3	3				
Group B Arrests						
Offense	Adult	Juvenile				
Curfew/Loitering/Vagrancy Violations	0	0				
Disorderly Conduct	5	1				
Driving Under the Influence	1	1				
Family Offenses (Nonviolent)	0	0				
Liquor Law Violations	2	0				
Trespass of Real Property	1	0				
All Other Offenses	1	0				
Total Group B	10	2				

(*) Offenses are counted using the FBI Units of Count for Crime
 (**) The 'Arrests' column shows arrests made during the selected period, regardless of incident date. Arrest counts may be higher than incident counts.
 (***) Negligent Manslaughter now includes the killing of another person associated with driving under the influence, distracted driving (using a cell or smartphone), and reckless driving fatalities.

Powers Lake Police Department – 2022

2022 Population Estimate		377		Offenses (*)		Arrests (**)		
				Reported	Cleared	Adult	Juvenile	
Offense Overview				Group A Offenses				
Offense Total	8			Crimes Against Persons (***)				
Number Cleared	1			Murder and Nonnegligent Manslaughter	0	0	0	0
Percent Cleared	12.50%			Negligent Manslaughter	0	0	0	0
Group A Crimes per 100,000 population	2,122.0			Aggravated Assault	0	0	0	0
				Simple Assault	1	1	0	0
				Intimidation	0	0	0	0
				Stalking	0	0	0	0
				Kidnapping/Abduction	0	0	0	0
Arrest Overview								
Total Arrests	3			Rape	0	0	0	0
Adult Arrests	3			Sodomy	0	0	0	0
Juvenile Arrests	0			Sexual Assault With An Object	0	0	0	0
Unknown Age	0			Fondling	0	0	0	0
Arrests per 100,000 population	795.8			Incest	0	0	0	0
				Statutory Rape	0	0	0	0
				Commercial Sex Acts	0	0	0	0
				Involuntary Servitude	0	0	0	0
Average number offenses/incident				1.14				
Domestic Incident Victims				Crimes Against Property				
Offense	Reported	Cleared		Arson	0	0	0	0
Murder and Nonnegligent Manslaughter	0	0		Bribery	0	0	0	0
Aggravated Assault	0	0		Burglary/Breaking & Entering	0	0	0	0
Simple Assault	0	0		Counterfeiting/Forgery	0	0	0	0
Intimidation	0	0		Destruction/Damage/Vandalism of Property	1	0	0	0
Stalking	0	0		Embezzlement	0	0	0	0
Rape	0	0		Extortion/Blackmail	0	0	0	0
Sodomy	0	0		False Pretenses/Swindle/Confidence Game	0	0	0	0
Sexual Assault With An Object	0	0		Credit Card/Automated Teller Machine Fraud	0	0	0	0
Fondling	0	0		Impersonation	0	0	0	0
Incest	0	0		Welfare Fraud	0	0	0	0
Statutory Rape	0	0		Wire Fraud	0	0	0	0
Kidnapping/Abduction	0	0		Identity Theft	1	0	0	0
Total	0	0		Hacking/Computer Invasion	0	0	0	0
				Robbery	0	0	0	0
Group B Arrests								
Offense	Adult	Juvenile		Pocket-picking	0	0	0	0
Curfew/Loitering/Vagrancy Violations	0	0		Purse-snatching	0	0	0	0
Disorderly Conduct	0	0		Shoplifting	0	0	0	0
Driving Under the Influence	1	0		Theft From Building	0	0	0	0
Family Offenses (Nonviolent)	0	0		Theft From Coin Operated Machine or Device	0	0	0	0
Liquor Law Violations	2	0		Theft From Motor Vehicle	1	0	0	0
Trespass of Real Property	0	0		Theft of Motor Vehicle Parts/Accessories	0	0	0	0
All Other Offenses	0	0		All Other Larceny	2	0	0	0
Total Group B	3	0		Motor Vehicle Theft	0	0	0	0
				Stolen Property Offenses	1	0	0	0
				Crimes Against Society				
				Drug/Narcotic Violations	1	0	0	0
				Drug Equipment Violations	0	0	0	0
				Betting/Wagering	0	0	0	0
				Operating/Promoting/Assisting Gambling	0	0	0	0
				Gambling Equipment Violations	0	0	0	0
				Sports Tampering	0	0	0	0
				Pornography/Obscene Material	0	0	0	0
				Prostitution	0	0	0	0
				Assisting or Promoting Prostitution	0	0	0	0
				Purchasing Prostitution	0	0	0	0
				Weapon Law Violations	0	0	0	0
				Animal Cruelty	0	0	0	0
				Total Group A Offenses	8	1	0	0

(*) Offenses are counted using the FBI Units of Count for Crime
 (**) The 'Arrests' column shows arrests made during the selected period, regardless of incident date. Arrest counts may be higher than incident counts.
 (***) Negligent Manslaughter now includes the killing of another person associated with driving under the influence, distracted driving (using a cell or smartphone), and reckless driving fatalities.

Ray Police Department – 2022

2022 Population Estimate		666		Offenses (*)		Arrests (**)		
				Reported	Cleared	Adult	Juvenile	
Offense Overview				Group A Offenses				
Offense Total	2	Crimes Against Persons (***)						
Number Cleared	0	Murder and Nonnegligent Manslaughter						
Percent Cleared	0.00%	Negligent Manslaughter						
Group A Crimes per 100,000 population	300.3	Aggravated Assault						
		Simple Assault						
		Intimidation						
		Stalking						
		Kidnapping/Abduction						
Arrest Overview		Rape						
Total Arrests	1	Sodomy						
Adult Arrests	1	Sexual Assault With An Object						
Juvenile Arrests	0	Fondling						
Unknown Age	0	Incest						
Arrests per 100,000 population	150.2	Statutory Rape						
		Commercial Sex Acts						
		Involuntary Servitude						
Average number offenses/incident	1.00	Crimes Against Property						
Domestic Incident Victims				Arson				
Offense	Reported	Cleared	Bribery					
Murder and Nonnegligent Manslaughter	0	0	Burglary/Breaking & Entering					
Aggravated Assault	0	0	Counterfeiting/Forgery					
Simple Assault	0	0	Destruction/Damage/Vandalism of Property					
Intimidation	0	0	Embezzlement					
Stalking	0	0	Extortion/Blackmail					
Rape	0	0	False Pretenses/Swindle/Confidence Game					
Sodomy	0	0	Credit Card/Automated Teller Machine Fraud					
Sexual Assault With An Object	0	0	Impersonation					
Fondling	0	0	Welfare Fraud					
Incest	0	0	Wire Fraud					
Statutory Rape	0	0	Identity Theft					
Kidnapping/Abduction	0	0	Hacking/Computer Invasion					
Total	0	0	Robbery					
			Pocket-picking					
			Purse-snatching					
			Shoplifting					
			Theft From Building					
			Theft From Coin Operated Machine or Device					
			Theft From Motor Vehicle					
			Theft of Motor Vehicle Parts/Accessories					
			All Other Larceny					
			Motor Vehicle Theft					
			Stolen Property Offenses					
			Crimes Against Society					
			Drug/Narcotic Violations					
			Drug Equipment Violations					
			Betting/Wagering					
			Operating/Promoting/Assisting Gambling					
			Gambling Equipment Violations					
			Sports Tampering					
			Pornography/Obscene Material					
			Prostitution					
			Assisting or Promoting Prostitution					
			Purchasing Prostitution					
			Weapon Law Violations					
			Animal Cruelty					
			Total Group A Offenses					
			2		0		0	
Group B Arrests								
Offense	Adult	Juvenile						
Curfew/Loitering/Vagrancy Violations	0	0						
Disorderly Conduct	1	0						
Driving Under the Influence	0	0						
Family Offenses (Nonviolent)	0	0						
Liquor Law Violations	0	0						
Trespass of Real Property	0	0						
All Other Offenses	0	0						
Total Group B	1	0						

(*) Offenses are counted using the FBI Units of Count for Crime
 (**) The 'Arrests' column shows arrests made during the selected period, regardless of incident date. Arrest counts may be higher than incident counts.

(***) Negligent Manslaughter now includes the killing of another person associated with driving under the influence, distracted driving (using a cell or smartphone), and reckless driving fatalities.

Rolette Police Department – 2022

2022 Population Estimate		478	Offenses (*)		Arrests (**)	
			Reported	Cleared	Adult	Juvenile
Offense Overview			Group A Offenses			
Offense Total	32		Crimes Against Persons (***)			
Number Cleared	30		Murder and Nonnegligent Manslaughter	0	0	0
Percent Cleared	93.75%		Negligent Manslaughter	0	0	0
Group A Crimes per 100,000 population	6,694.6		Aggravated Assault	2	2	2
			Simple Assault	5	5	2
			Intimidation	0	0	0
			Stalking	0	0	0
			Kidnapping/Abduction	0	0	0
Arrest Overview			Rape	0	0	0
Total Arrests	35		Sodomy	0	0	0
Adult Arrests	34		Sexual Assault With An Object	0	0	0
Juvenile Arrests	1		Fondling	0	0	0
Unknown Age	0		Incest	0	0	0
Arrests per 100,000 population	7,322.2		Statutory Rape	0	0	0
			Commercial Sex Acts	0	0	0
			Involuntary Servitude	0	0	0
Average number offenses/incident	1.33		Crimes Against Property			
Domestic Incident Victims			Crimes Against Society			
Offense	Reported	Cleared	Arson	0	0	0
Murder and Nonnegligent Manslaughter	0	0	Bribery	0	0	0
Aggravated Assault	1	1	Burglary/Breaking & Entering	0	0	0
Simple Assault	3	3	Counterfeiting/Forgery	2	2	0
Intimidation	0	0	Destruction/Damage/Vandalism of Property	0	0	0
Stalking	0	0	Embezzlement	0	0	0
Rape	0	0	Extortion/Blackmail	0	0	0
Sodomy	0	0	False Pretenses/Swindle/Confidence Game	5	5	7
Sexual Assault With An Object	0	0	Credit Card/Automated Teller Machine Fraud	0	0	0
Fondling	0	0	Impersonation	0	0	0
Incest	0	0	Welfare Fraud	0	0	0
Statutory Rape	0	0	Wire Fraud	0	0	0
Kidnapping/Abduction	0	0	Identity Theft	0	0	0
Total	4	4	Hacking/Computer Invasion	0	0	0
			Robbery	0	0	0
			Pocket-picking	0	0	0
			Purse-snatching	0	0	0
			Shoplifting	0	0	0
			Theft From Building	1	0	0
			Theft From Coin Operated Machine or Device	0	0	0
			Theft From Motor Vehicle	0	0	0
			Theft of Motor Vehicle Parts/Accessories	0	0	0
			All Other Larceny	6	6	5
			Motor Vehicle Theft	1	0	0
			Stolen Property Offenses	3	3	2
			Crimes Against Society			
			Drug/Narcotic Violations	3	3	1
			Drug Equipment Violations	4	4	2
			Betting/Wagering	0	0	0
			Operating/Promoting/Assisting Gambling	0	0	0
			Gambling Equipment Violations	0	0	0
			Sports Tampering	0	0	0
			Pornography/Obscene Material	0	0	0
			Prostitution	0	0	0
			Assisting or Promoting Prostitution	0	0	0
			Purchasing Prostitution	0	0	0
			Weapon Law Violations	0	0	0
			Animal Cruelty	0	0	0
			Total Group A Offenses	32	30	21
						0

(*) Offenses are counted using the FBI Units of Count for Crime
 (**) The 'Arrests' column shows arrests made during the selected period, regardless of incident date. Arrest counts may be higher than incident counts.
 (***) Negligent Manslaughter now includes the killing of another person associated with driving under the influence, distracted driving (using a cell or smartphone), and reckless driving fatalities.

Rolla Police Department – 2022

2022 Population Estimate		1,173		Offenses (*)		Arrests (**)		
Offense Overview				Group A Offenses	Reported	Cleared	Adult	Juvenile
Offense Total	27			Crimes Against Persons (***)				
Number Cleared	8			Murder and Nonnegligent Manslaughter	0	0	0	0
Percent Cleared	29.63%			Negligent Manslaughter	0	0	0	0
Group A Crimes per 100,000 population	2,301.8			Aggravated Assault	1	1	1	0
				Simple Assault	9	6	4	0
				Intimidation	0	0	0	0
				Stalking	0	0	0	0
				Kidnapping/Abduction	0	0	0	0
Arrest Overview				Rape	0	0	0	0
Total Arrests	8			Sodomy	0	0	0	0
Adult Arrests	8			Sexual Assault With An Object	0	0	0	0
Juvenile Arrests	0			Fondling	0	0	0	0
Unknown Age	0			Incest	0	0	0	0
Arrests per 100,000 population	682.0			Statutory Rape	0	0	0	0
				Commercial Sex Acts	0	0	0	0
				Involuntary Servitude	0	0	0	0
Average number offenses/incident	1.08			Crimes Against Property				
Domestic Incident Victims				Arson	0	0	0	0
Offense	Reported	Cleared		Bribery	0	0	0	0
Murder and Nonnegligent Manslaughter	0	0		Burglary/Breaking & Entering	0	0	0	0
Aggravated Assault	1	1		Counterfeiting/Forgery	0	0	0	0
Simple Assault	7	5		Destruction/Damage/Vandalism of Property	2	0	0	0
Intimidation	0	0		Embezzlement	0	0	0	0
Stalking	0	0		Extortion/Blackmail	0	0	0	0
Rape	0	0		False Pretenses/Swindle/Confidence Game	0	0	0	0
Sodomy	0	0		Credit Card/Automated Teller Machine Fraud	0	0	0	0
Sexual Assault With An Object	0	0		Impersonation	0	0	0	0
Fondling	0	0		Welfare Fraud	0	0	0	0
Incest	0	0		Wire Fraud	0	0	0	0
Statutory Rape	0	0		Identity Theft	0	0	0	0
Kidnapping/Abduction	0	0		Hacking/Computer Invasion	0	0	0	0
Total	8	6		Robbery	0	0	0	0
Group B Arrests				Pocket-picking	0	0	0	0
Offense	Adult	Juvenile		Purse-snatching	0	0	0	0
Curfew/Loitering/Vagrancy Violations	0	0		Shoplifting	2	0	0	0
Disorderly Conduct	0	0		Theft From Building	0	0	0	0
Driving Under the Influence	1	0		Theft From Coin Operated Machine or Device	0	0	0	0
Family Offenses (Nonviolent)	0	0		Theft From Motor Vehicle	0	0	0	0
Liquor Law Violations	0	0		Theft of Motor Vehicle Parts/Accessories	0	0	0	0
Trespass of Real Property	1	0		All Other Larceny	7	1	1	0
All Other Offenses	0	0		Motor Vehicle Theft	5	0	0	0
Total Group B	2	0		Stolen Property Offenses	1	0	0	0
				Crimes Against Society				
				Drug/Narcotic Violations	0	0	0	0
				Drug Equipment Violations	0	0	0	0
				Betting/Wagering	0	0	0	0
				Operating/Promoting/Assisting Gambling	0	0	0	0
				Gambling Equipment Violations	0	0	0	0
				Sports Tampering	0	0	0	0
				Pornography/Obscene Material	0	0	0	0
				Prostitution	0	0	0	0
				Assisting or Promoting Prostitution	0	0	0	0
				Purchasing Prostitution	0	0	0	0
				Weapon Law Violations	0	0	0	0
				Animal Cruelty	0	0	0	0
				Total Group A Offenses	27	8	6	0

(*) Offenses are counted using the FBI Units of Count for Crime
(**) The 'Arrests' column shows arrests made during the selected period, regardless of incident date. Arrest counts may be higher than incident counts.
(***) Negligent Manslaughter now includes the killing of another person associated with driving under the influence, distracted driving (using a cell or smartphone), and reckless driving fatalities.

Rugby Police Department – 2022

2022 Population Estimate		2,505		Offenses (*)		Arrests (**)	
Offense Overview				Reported	Cleared	Adult	Juvenile
Offense Total	59	Group A Offenses					
Number Cleared	17	Crimes Against Persons (***)					
Percent Cleared	28.81%	Murder and Nonnegligent Manslaughter					
Group A Crimes per 100,000 population	2,355.3	Negligent Manslaughter					
		Aggravated Assault					
		Simple Assault					
		Intimidation					
		Stalking					
		Kidnapping/Abduction					
		Rape					
		Sodomy					
		Sexual Assault With An Object					
		Fondling					
		Incest					
		Statutory Rape					
		Commercial Sex Acts					
		Involuntary Servitude					
		Crimes Against Property					
		Arson					
		Bribery					
		Burglary/Breaking & Entering					
		Counterfeiting/Forgery					
		Destruction/Damage/Vandalism of Property					
		Embezzlement					
		Extortion/Blackmail					
		False Pretenses/Swindle/Confidence Game					
		Credit Card/Automated Teller Machine Fraud					
		Impersonation					
		Welfare Fraud					
		Wire Fraud					
		Identity Theft					
		Hacking/Computer Invasion					
		Robbery					
		Pocket-picking					
		Purse-snatching					
		Shoplifting					
		Theft From Building					
		Theft From Coin Operated Machine or Device					
		Theft From Motor Vehicle					
		Theft of Motor Vehicle Parts/Accessories					
		All Other Larceny					
		Motor Vehicle Theft					
		Stolen Property Offenses					
		Crimes Against Society					
		Drug/Narcotic Violations					
		Drug Equipment Violations					
		Betting/Wagering					
		Operating/Promoting/Assisting Gambling					
		Gambling Equipment Violations					
		Sports Tampering					
		Pornography/Obscene Material					
		Prostitution					
		Assisting or Promoting Prostitution					
		Purchasing Prostitution					
		Weapon Law Violations					
		Animal Cruelty					
		Total Group A Offenses					
		Domestic Incident Victims					
Offense	Reported	Cleared					
Murder and Nonnegligent Manslaughter	0	0					
Aggravated Assault	2	0					
Simple Assault	4	4					
Intimidation	0	0					
Stalking	0	0					
Rape	0	0					
Sodomy	0	0					
Sexual Assault With An Object	0	0					
Fondling	0	0					
Incest	0	0					
Statutory Rape	0	0					
Kidnapping/Abduction	0	0					
Total	6	4					
			Group B Arrests				
Offense	Adult	Juvenile					
Curfew/Loitering/Vagrancy Violations	0	0					
Disorderly Conduct	1	0					
Driving Under the Influence	5	0					
Family Offenses (Nonviolent)	0	0					
Liquor Law Violations	0	0					
Trespass of Real Property	0	0					
All Other Offenses	6	0					
Total Group B	12	0					

(*) Offenses are counted using the FBI Units of Count for Crime
 (**) The 'Arrests' column shows arrests made during the selected period, regardless of incident date. Arrest counts may be higher than incident counts.
 (***) Negligent Manslaughter now includes the killing of another person associated with driving under the influence, distracted driving (using a cell or smartphone), and reckless driving fatalities.

Stanley Police Department – 2022

2022 Population Estimate		2,327		Offenses (*)		Arrests (**)	
				Reported	Cleared	Adult	Juvenile
Offense Overview				Group A Offenses			
Offense Total	58			Crimes Against Persons (***)			
Number Cleared	26			Murder and Nonnegligent Manslaughter	0	0	0
Percent Cleared	44.83%			Negligent Manslaughter	0	0	0
Group A Crimes per 100,000 population	2,492.5			Aggravated Assault	1	1	1
				Simple Assault	17	8	8
				Intimidation	4	3	3
				Stalking	0	0	0
				Kidnapping/Abduction	0	0	0
Arrest Overview				Rape	0	0	0
Total Arrests	52			Sodomy	0	0	0
Adult Arrests	51			Sexual Assault With An Object	0	0	0
Juvenile Arrests	1			Fondling	0	0	0
Unknown Age	0			Incest	0	0	0
Arrests per 100,000 population	2,234.6			Statutory Rape	0	0	0
				Commercial Sex Acts	0	0	0
				Involuntary Servitude	0	0	0
Average number offenses/incident	1.35			Crimes Against Property			
Domestic Incident Victims				Arson			
Offense	Reported	Cleared		Arson	0	0	0
Murder and Nonnegligent Manslaughter	0	0		Bribery	1	1	0
Aggravated Assault	0	0		Burglary/Breaking & Entering	1	0	0
Simple Assault	13	6		Counterfeiting/Forgery	0	0	0
Intimidation	1	1		Destruction/Damage/Vandalism of Property	4	2	1
Stalking	0	0		Embezzlement	0	0	0
Rape	0	0		Extortion/Blackmail	0	0	0
Sodomy	0	0		False Pretenses/Swindle/Confidence Game	2	0	0
Sexual Assault With An Object	0	0		Credit Card/Automated Teller Machine Fraud	0	0	0
Fondling	0	0		Impersonation	1	0	0
Incest	0	0		Welfare Fraud	0	0	0
Statutory Rape	0	0		Wire Fraud	0	0	0
Kidnapping/Abduction	0	0		Identity Theft	0	0	0
Total	14	7		Hacking/Computer Invasion	0	0	0
Group B Arrests				Robbery	0	0	0
Offense	Adult	Juvenile		Pocket-picking	0	0	0
Curfew/Loitering/Vagrancy Violations	0	0		Purse-snatching	0	0	0
Disorderly Conduct	9	0		Shoplifting	0	0	0
Driving Under the Influence	15	0		Theft From Building	0	0	0
Family Offenses (Nonviolent)	0	0		Theft From Coin Operated Machine or Device	0	0	0
Liquor Law Violations	0	0		Theft From Motor Vehicle	0	0	0
Trespass of Real Property	2	0		Theft of Motor Vehicle Parts/Accessories	0	0	0
All Other Offenses	4	1		All Other Larceny	5	0	0
Total Group B	30	1		Motor Vehicle Theft	0	0	0
				Stolen Property Offenses	1	1	1
				Crimes Against Society			
				Drug/Narcotic Violations	11	6	5
				Drug Equipment Violations	8	3	1
				Betting/Wagering	0	0	0
				Operating/Promoting/Assisting Gambling	0	0	0
				Gambling Equipment Violations	0	0	0
				Sports Tampering	0	0	0
				Pornography/Obscene Material	0	0	0
				Prostitution	0	0	0
				Assisting or Promoting Prostitution	0	0	0
				Purchasing Prostitution	0	0	0
				Weapon Law Violations	1	1	1
				Animal Cruelty	1	0	0
				Total Group A Offenses	58	26	21

(*) Offenses are counted using the FBI Units of Count for Crime
 (**) The 'Arrests' column shows arrests made during the selected period, regardless of incident date. Arrest counts may be higher than incident counts.
 (***) Negligent Manslaughter now includes the killing of another person associated with driving under the influence, distracted driving (using a cell or smartphone), and reckless driving fatalities.

Steele Police Department – 2022

2022 Population Estimate		657		Offenses (**)		Arrests (**)	
Offense Overview				Reported	Cleared	Adult	Juvenile
Offense Total	22	Group A Offenses					
Number Cleared	15	Crimes Against Persons (***)					
Percent Cleared	68.18%	Murder and Nonnegligent Manslaughter	0	0	0	0	
Group A Crimes per 100,000 population	3,348.6	Negligent Manslaughter	0	0	0	0	
		Aggravated Assault	0	0	2	0	
		Simple Assault	7	7	3	0	
		Intimidation	3	3	2	0	
		Stalking	0	0	0	0	
		Kidnapping/Abduction	0	0	0	0	
Arrest Overview		Rape	0	0	0	0	
Total Arrests	19	Sodomy	0	0	0	0	
Adult Arrests	17	Sexual Assault With An Object	0	0	0	0	
Juvenile Arrests	2	Fondling	0	0	0	0	
Unknown Age	0	Incest	0	0	0	0	
Arrests per 100,000 population	2,891.9	Statutory Rape	0	0	0	0	
		Commercial Sex Acts	0	0	0	0	
		Involuntary Servitude	0	0	0	0	
Average number offenses/incident	0.92	Crimes Against Property					
Domestic Incident Victims				Arson	1	0	0
Offense	Reported	Cleared			Bribery	0	0
Murder and Nonnegligent Manslaughter	0	0			Burglary/Breaking & Entering	2	0
Aggravated Assault	0	0			Counterfeiting/Forgery	0	0
Simple Assault	4	4			Destruction/Damage/Vandalism of Property	1	0
Intimidation	1	1			Embezzlement	0	0
Stalking	0	0			Extortion/Blackmail	0	0
Rape	0	0			False Pretenses/Swindle/Confidence Game	0	0
Sodomy	0	0			Credit Card/Automated Teller Machine Fraud	0	0
Sexual Assault With An Object	0	0			Impersonation	0	0
Fondling	0	0			Welfare Fraud	0	0
Incest	0	0			Wire Fraud	0	0
Statutory Rape	0	0			Identity Theft	0	0
Kidnapping/Abduction	0	0			Hacking/Computer Invasion	0	0
Total	5	5			Robbery	0	0
Group B Arrests				Pocket-picking	0	0	0
Offense	Adult	Juvenile			Purse-snatching	0	0
Curfew/Loitering/Vagrancy Violations	0	0			Shoplifting	3	3
Disorderly Conduct	0	0			Theft From Building	1	0
Driving Under the Influence	4	0			Theft From Coin Operated Machine or Device	0	0
Family Offenses (Nonviolent)	0	0			Theft From Motor Vehicle	0	0
Liquor Law Violations	0	1			Theft of Motor Vehicle Parts/Accessories	0	0
Trespass of Real Property	1	0			All Other Larceny	1	0
All Other Offenses	2	1			Motor Vehicle Theft	2	1
Total Group B	7	2			Stolen Property Offenses	0	0
				Crimes Against Society			
				Drug/Narcotic Violations	1	1	1
				Drug Equipment Violations	0	0	0
				Betting/Wagering	0	0	0
				Operating/Promoting/Assisting Gambling	0	0	0
				Gambling Equipment Violations	0	0	0
				Sports Tampering	0	0	0
				Pornography/Obscene Material	0	0	0
				Prostitution	0	0	0
				Assisting or Promoting Prostitution	0	0	0
				Purchasing Prostitution	0	0	0
				Weapon Law Violations	0	0	0
				Animal Cruelty	0	0	0
				Total Group A Offenses	22	15	10

(*) Offenses are counted using the FBI Units of Count for Crime
 (**) The 'Arrests' column shows arrests made during the selected period, regardless of incident date. Arrest counts may be higher than incident counts.
 (***) Negligent Manslaughter now includes the killing of another person associated with driving under the influence, distracted driving (using a cell or smartphone), and reckless driving fatalities.

Surrey Police Department – 2022

2022 Population Estimate		1,343		Offenses (*)		Arrests (**)	
Offense Overview				Reported	Cleared	Adult	Juvenile
Offense Total	36	Group A Offenses					
Number Cleared	29	Crimes Against Persons (***)					
Percent Cleared	80.56%	Murder and Nonnegligent Manslaughter					
Group A Crimes per 100,000 population	2,680.6	Negligent Manslaughter					
		Aggravated Assault					
		Simple Assault					
		Intimidation					
		Stalking					
		Kidnapping/Abduction					
		Rape					
		Sodomy					
		Sexual Assault With An Object					
		Fondling					
		Incest					
		Statutory Rape					
		Commercial Sex Acts					
		Involuntary Servitude					
		Crimes Against Property					
		Arson					
		Bribery					
		Burglary/Breaking & Entering					
		Counterfeiting/Forgery					
		Destruction/Damage/Vandalism of Property					
		Embezzlement					
		Extortion/Blackmail					
		False Pretenses/Swindle/Confidence Game					
		Credit Card/Automated Teller Machine Fraud					
		Impersonation					
		Welfare Fraud					
		Wire Fraud					
		Identity Theft					
		Hacking/Computer Invasion					
		Robbery					
		Pocket-picking					
		Purse-snatching					
		Shoplifting					
		Theft From Building					
		Theft From Coin Operated Machine or Device					
		Theft From Motor Vehicle					
		Theft of Motor Vehicle Parts/Accessories					
		All Other Larceny					
		Motor Vehicle Theft					
		Stolen Property Offenses					
		Crimes Against Society					
		Drug/Narcotic Violations					
		Drug Equipment Violations					
		Betting/Wagering					
		Operating/Promoting/Assisting Gambling					
		Gambling Equipment Violations					
		Sports Tampering					
		Pornography/Obscene Material					
		Prostitution					
		Assisting or Promoting Prostitution					
		Purchasing Prostitution					
		Weapon Law Violations					
		Animal Cruelty					
		Total Group A Offenses					
		Group B Arrests					
		Adult	Juvenile				
Curfew/Loitering/Vagrancy Violations		0	0				
Disorderly Conduct		0	1				
Driving Under the Influence		4	0				
Family Offenses (Nonviolent)		1	0				
Liquor Law Violations		3	0				
Trespass of Real Property		0	0				
All Other Offenses		0	0				
		8	1				

(*) Offenses are counted using the FBI Units of Count for Crime
 (**) The 'Arrests' column shows arrests made during the selected period, regardless of incident date. Arrest counts may be higher than incident counts.
 (***) Negligent Manslaughter now includes the killing of another person associated with driving under the influence, distracted driving (using a cell or smartphone), and reckless driving fatalities.

Thompson Police Department – 2022

2022 Population Estimate		1,086	Offenses (*)		Arrests (**)	
Offense Overview			Reported	Cleared	Adult	Juvenile
Group A Offenses						
Crimes Against Persons (***)						
Offense Total	5		0	0	0	0
Number Cleared	1		0	0	0	0
Percent Cleared	20.00%		1	0	0	0
Group A Crimes per 100,000 population	460.4		1	1	1	0
Murder and Nonnegligent Manslaughter			0	0	0	0
Negligent Manslaughter			0	0	0	0
Aggravated Assault			1	0	0	0
Simple Assault			1	1	1	0
Intimidation			0	0	0	0
Stalking			0	0	0	0
Kidnapping/Abduction			0	0	0	0
Arrest Overview						
Total Arrests	1		0	0	0	0
Adult Arrests	1		0	0	0	0
Juvenile Arrests	0		0	0	0	0
Unknown Age	0		0	0	0	0
Arrests per 100,000 population	92.1		0	0	0	0
Statutory Rape			0	0	0	0
Commercial Sex Acts			0	0	0	0
Involuntary Servitude			0	0	0	0
Average number offenses/incident	1.00					
Domestic Incident Victims						
Offense	Reported	Cleared	Crimes Against Property			
Murder and Nonnegligent Manslaughter	0	0	Arson	0	0	0
Aggravated Assault	0	0	Bribery	0	0	0
Simple Assault	1	1	Burglary/Breaking & Entering	0	0	0
Intimidation	0	0	Counterfeiting/Forgery	1	0	0
Stalking	0	0	Destruction/Damage/Vandalism of Property	1	0	0
Rape	0	0	Embezzlement	0	0	0
Sodomy	0	0	Extortion/Blackmail	0	0	0
Sexual Assault With An Object	0	0	False Pretenses/Swindle/Confidence Game	0	0	0
Fondling	0	0	Credit Card/Automated Teller Machine Fraud	0	0	0
Incest	0	0	Impersonation	0	0	0
Statutory Rape	0	0	Welfare Fraud	0	0	0
Kidnapping/Abduction	0	0	Wire Fraud	0	0	0
Total	1	1	Identity Theft	0	0	0
Group B Arrests			Hacking/Computer Invasion	0	0	0
Offense	Adult	Juvenile	Robbery	0	0	0
Curfew/Loitering/Vagrancy Violations	0	0	Pocket-picking	0	0	0
Disorderly Conduct	0	0	Purse-snatching	0	0	0
Driving Under the Influence	0	0	Shoplifting	0	0	0
Family Offenses (Nonviolent)	0	0	Theft From Building	0	0	0
Liquor Law Violations	0	0	Theft From Coin Operated Machine or Device	0	0	0
Trespass of Real Property	0	0	Theft From Motor Vehicle	0	0	0
All Other Offenses	0	0	Theft of Motor Vehicle Parts/Accessories	0	0	0
Total Group B	0	0	All Other Larceny	0	0	0
(*) Offenses are counted using the FBI Units of Count for Crime			Motor Vehicle Theft	0	0	0
(**) The 'Arrests' column shows arrests made during the selected period, regardless of incident date. Arrest counts may be higher than incident counts.			Stolen Property Offenses	1	0	0
(***) Negligent Manslaughter now includes the killing of another person associated with driving under the influence, distracted driving (using a cell or smartphone), and reckless driving fatalities.			Crimes Against Society			
			Drug/Narcotic Violations	0	0	0
			Drug Equipment Violations	0	0	0
			Betting/Wagering	0	0	0
			Operating/Promoting/Assisting Gambling	0	0	0
			Gambling Equipment Violations	0	0	0
			Sports Tampering	0	0	0
			Pornography/Obscene Material	0	0	0
			Prostitution	0	0	0
			Assisting or Promoting Prostitution	0	0	0
			Purchasing Prostitution	0	0	0
			Weapon Law Violations	0	0	0
			Animal Cruelty	0	0	0
			Total Group A Offenses	5	1	1

Tioga Police Department – 2022

2022 Population Estimate		1,922		Offenses (*)		Arrests (**)		
Offense Overview				Reported	Cleared	Adult	Juvenile	
Offense Total	62	Group A Offenses						
Number Cleared	16	Crimes Against Persons (***)						
Percent Cleared	25.81%	Murder and Nonnegligent Manslaughter	0	0	0	0		
Group A Crimes per 100,000 population	3,225.8	Negligent Manslaughter	0	0	0	0		
		Aggravated Assault	1	1	1	0		
		Simple Assault	9	3	2	0		
		Intimidation	3	1	1	0		
		Stalking	1	0	0	0		
		Kidnapping/Abduction	0	0	0	0		
Arrest Overview		Rape	0	0	0	0		
Total Arrests	48	Sodomy	0	0	0	0		
Adult Arrests	47	Sexual Assault With An Object	0	0	0	0		
Juvenile Arrests	1	Fondling	1	0	0	0		
Unknown Age	0	Incest	0	0	0	0		
Arrests per 100,000 population	2,497.4	Statutory Rape	0	0	0	0		
		Commercial Sex Acts	0	0	0	0		
		Involuntary Servitude	0	0	0	0		
Average number offenses/incident	1.19	Crimes Against Property						
Domestic Incident Victims		Arson	0	0	0	0		
Offense	Reported	Cleared	Bribery	1	1	1	0	
Murder and Nonnegligent Manslaughter	0	0	Burglary/Breaking & Entering	1	0	0	0	
Aggravated Assault	1	1	Counterfeiting/Forgery	0	0	0	0	
Simple Assault	4	2	Destruction/Damage/Vandalism of Property	10	0	0	0	
Intimidation	0	0	Embezzlement	0	0	0	0	
Stalking	1	0	Extortion/Blackmail	3	1	1	0	
Rape	0	0	False Pretenses/Swindle/Confidence Game	1	0	0	0	
Sodomy	0	0	Credit Card/Automated Teller Machine Fraud	0	0	0	0	
Sexual Assault With An Object	0	0	Impersonation	1	0	0	0	
Fondling	0	0	Welfare Fraud	0	0	0	0	
Incest	0	0	Wire Fraud	1	0	0	0	
Statutory Rape	0	0	Identity Theft	0	0	0	0	
Kidnapping/Abduction	0	0	Hacking/Computer Invasion	0	0	0	0	
Total	6	3	Robbery	0	0	0	0	
Group B Arrests			Pocket-picking	0	0	0	0	
Offense	Adult	Juvenile	Purse-snatching	0	0	0	0	
Curfew/Loitering/Vagrancy Violations	0	0	Shoplifting	1	0	0	0	
Disorderly Conduct	0	0	Theft From Building	1	0	0	0	
Driving Under the Influence	26	1	Theft From Coin Operated Machine or Device	0	0	0	0	
Family Offenses (Nonviolent)	0	0	Theft From Motor Vehicle	1	1	1	0	
Liquor Law Violations	3	0	Theft of Motor Vehicle Parts/Accessories	0	0	0	0	
Trespass of Real Property	0	0	All Other Larceny	10	1	0	0	
All Other Offenses	6	0	Motor Vehicle Theft	1	0	0	0	
Total Group B	35	1	Stolen Property Offenses	1	0	0	0	
			Crimes Against Society					
			Drug/Narcotic Violations	3	1	1	0	
			Drug Equipment Violations	7	4	4	0	
			Betting/Wagering	0	0	0	0	
			Operating/Promoting/Assisting Gambling	0	0	0	0	
			Gambling Equipment Violations	0	0	0	0	
			Sports Tampering	0	0	0	0	
			Pornography/Obscene Material	2	1	0	0	
			Prostitution	0	0	0	0	
			Assisting or Promoting Prostitution	0	0	0	0	
			Purchasing Prostitution	0	0	0	0	
			Weapon Law Violations	2	1	0	0	
			Animal Cruelty	0	0	0	0	
			Total Group A Offenses	62	16	12	0	

(*) Offenses are counted using the FBI Units of Count for Crime
 (**) The 'Arrests' column shows arrests made during the selected period, regardless of incident date. Arrest counts may be higher than incident counts.
 (***) Negligent Manslaughter now includes the killing of another person associated with driving under the influence, distracted driving (using a cell or smartphone), and reckless driving fatalities.

University of North Dakota PD – 2022

2022 Population Estimate		N/A	Offenses (**)		Arrests (**)	
Offense Overview			Reported	Cleared	Adult	Juvenile
Offense Total	324	Group A Offenses				
Number Cleared	105	Crimes Against Persons (***)				
Percent Cleared	32.41%	Murder and Nonnegligent Manslaughter	0	0	0	0
Group A Crimes per 100,000 population	N/A	Negligent Manslaughter	0	0	0	0
		Aggravated Assault	3	1	1	0
		Simple Assault	4	1	1	0
		Intimidation	3	0	0	0
		Stalking	8	0	0	0
		Kidnapping/Abduction	0	0	0	0
Arrest Overview		Rape	2	0	0	0
Total Arrests	156	Sodomy	0	0	0	0
Adult Arrests	150	Sexual Assault With An Object	0	0	0	0
Juvenile Arrests	6	Fondling	5	3	0	0
Unknown Age	0	Incest	0	0	0	0
Arrests per 100,000 population	N/A	Statutory Rape	0	0	0	0
		Commercial Sex Acts	0	0	0	0
		Involuntary Servitude	0	0	0	0
Average number offenses/incident	1.13	Crimes Against Property				
Domestic Incident Victims		Arson	0	0	0	0
Offense	Reported	Cleared				
Murder and Nonnegligent Manslaughter	0	0	Bribery	0	0	0
Aggravated Assault	2	1	Burglary/Breaking & Entering	8	2	2
Simple Assault	1	1	Counterfeiting/Forgery	5	5	5
Intimidation	0	0	Destruction/Damage/Vandalism of Property	97	3	1
Stalking	1	0	Embezzlement	0	0	0
Rape	0	0	Extortion/Blackmail	6	0	0
Sodomy	0	0	False Pretenses/Swindle/Confidence Game	12	11	8
Sexual Assault With An Object	0	0	Credit Card/Automated Teller Machine Fraud	1	0	0
Fondling	0	0	Impersonation	0	0	0
Incest	0	0	Welfare Fraud	0	0	0
Statutory Rape	0	0	Wire Fraud	3	0	0
Kidnapping/Abduction	0	0	Identity Theft	1	0	0
Total	4	2	Hacking/Computer Invasion	0	0	0
			Robbery	0	0	0
			Pocket-picking	0	0	0
			Purse-snatching	0	0	0
			Shoplifting	0	0	0
Group B Arrests			Theft From Building	13	0	0
Offense	Adult	Juvenile	Theft From Coin Operated Machine or Device	0	0	0
Curfew/Loitering/Vagrancy Violations	0	0	Theft From Motor Vehicle	10	0	0
Disorderly Conduct	3	0	Theft of Motor Vehicle Parts/Accessories	0	0	0
Driving Under the Influence	21	0	All Other Larceny	56	2	1
Family Offenses (Nonviolent)	0	0	Motor Vehicle Theft	2	2	1
Liquor Law Violations	29	2	Stolen Property Offenses	0	0	0
Trespass of Real Property	0	0	Crimes Against Society			
All Other Offenses	11	0	Drug/Narcotic Violations	41	36	37
Total Group B	64	2	Drug Equipment Violations	42	38	27
			Betting/Wagering	0	0	0
			Operating/Promoting/Assisting Gambling	0	0	0
			Gambling Equipment Violations	0	0	0
			Sports Tampering	0	0	0
			Pornography/Obscene Material	0	0	0
			Prostitution	0	0	0
			Assisting or Promoting Prostitution	0	0	0
			Purchasing Prostitution	0	0	0
			Weapon Law Violations	2	1	2
			Animal Cruelty	0	0	0
			Total Group A Offenses	324	105	86
						4

(*) Offenses are counted using the FBI Units of Count for Crime
 (**) The 'Arrests' column shows arrests made during the selected period, regardless of incident date. Arrest counts may be higher than incident counts.
 (***) Negligent Manslaughter now includes the killing of another person associated with driving under the influence, distracted driving (using a cell or smartphone), and reckless driving fatalities.

Valley City Police Department – 2022

2022 Population Estimate		6,547		Offenses (*)		Arrests (**)	
Offense Overview				Reported	Cleared	Adult	Juvenile
Offense Total	467						
Number Cleared	232						
Percent Cleared	49.68%						
Group A Crimes per 100,000 population	7,133.0						
Arrest Overview							
Total Arrests	240						
Adult Arrests	197						
Juvenile Arrests	43						
Unknown Age	0						
Arrests per 100,000 population	3,665.8						
Average number offenses/incident	1.28						
Domestic Incident Victims				Crimes Against Property			
Offense	Reported	Cleared					
Murder and Nonnegligent Manslaughter	0	0		Arson	2	2	2
Aggravated Assault	6	4		Bribery	0	0	0
Simple Assault	55	37		Burglary/Breaking & Entering	14	3	1
Intimidation	10	8		Counterfeiting/Forgery	3	0	0
Stalking	3	0		Destruction/Damage/Vandalism of Property	49	10	3
Rape	0	0		Embezzlement	2	1	0
Sodomy	0	0		Extortion/Blackmail	1	0	0
Sexual Assault With An Object	0	0		False Pretenses/Swindle/Confidence Game	10	8	8
Fondling	0	0		Credit Card/Automated Teller Machine Fraud	6	2	0
Incest	0	0		Impersonation	0	0	0
Statutory Rape	0	0		Welfare Fraud	0	0	0
Kidnapping/Abduction	0	0		Wire Fraud	2	0	0
Total	74	49		Identity Theft	7	1	0
Group B Arrests				Hacking/Computer Invasion	1	0	0
Offense	Adult	Juvenile		Robbery	0	0	0
Durfew/Loitering/Vagrancy Violations	0	0		Pocket-picking	0	0	0
Disorderly Conduct	10	2		Purse-snatching	0	0	0
Driving Under the Influence	39	0		Shoplifting	20	6	5
Family Offenses (Nonviolent)	0	7		Theft From Building	4	0	0
Liquor Law Violations	22	0		Theft From Coin Operated Machine or Device	0	0	0
Trespass of Real Property	5	0		Theft From Motor Vehicle	7	3	0
All Other Offenses	14	3		Theft of Motor Vehicle Parts/Accessories	3	0	0
Total Group B	90	12		All Other Larceny	61	9	2
				Motor Vehicle Theft	8	4	1
				Stolen Property Offenses	2	2	0
				Crimes Against Society			
				Drug/Narcotic Violations	58	48	35
				Drug Equipment Violations	65	53	24
				Betting/Wagering	0	0	0
				Operating/Promoting/Assisting Gambling	0	0	0
				Gambling Equipment Violations	0	0	0
				Sports Tampering	0	0	0
				Pornography/Obscene Material	4	2	0
				Prostitution	0	0	0
				Assisting or Promoting Prostitution	0	0	0
				Purchasing Prostitution	0	0	0
				Weapon Law Violations	3	2	2
				Animal Cruelty	5	0	0
				Total Group A Offenses	467	232	107
							31

(*) Offenses are counted using the FBI Units of Count for Crime
 (**) The 'Arrests' column shows arrests made during the selected period, regardless of incident date. Arrest counts may be higher than incident counts.
 (***) Negligent Manslaughter now includes the killing of another person associated with driving under the influence, distracted driving (using a cell or smartphone), and reckless driving fatalities.

Wahpeton Police Department – 2022

2022 Population Estimate		7,956		Offenses (*)		Arrests (**)	
Offense Overview				Reported	Cleared	Adult	Juvenile
Offense Total	448	Group A Offenses					
Number Cleared	161	Crimes Against Persons (***)					
Percent Cleared	35.94%	Murder and Nonnegligent Manslaughter	0	0	0	0	
Group A Crimes per 100,000 population	5,631.0	Negligent Manslaughter	0	0	0	0	
		Aggravated Assault	10	5	5	0	
		Simple Assault	49	28	13	4	
		Intimidation	11	6	2	1	
		Stalking	1	1	0	0	
		Kidnapping/Abduction	0	0	0	0	
		Rape	2	1	1	0	
		Sodomy	1	0	0	0	
		Sexual Assault With An Object	0	0	0	0	
		Fondling	5	4	0	1	
		Incest	1	0	0	0	
		Statutory Rape	0	0	0	0	
		Commercial Sex Acts	0	0	0	0	
		Involuntary Servitude	0	0	0	0	
		Crimes Against Property					
		Arson	0	0	0	0	
		Bribery	0	0	0	0	
		Burglary/Breaking & Entering	39	7	2	0	
		Counterfeiting/Forgery	9	2	0	0	
		Destruction/Damage/Vandalism of Property	79	19	14	8	
		Embezzlement	0	0	0	0	
		Extortion/Blackmail	1	0	0	0	
		False Pretenses/Swindle/Confidence Game	10	3	2	0	
		Credit Card/Automated Teller Machine Fraud	1	1	0	0	
		Impersonation	0	0	0	0	
		Welfare Fraud	0	0	0	0	
		Wire Fraud	1	0	0	0	
		Identity Theft	2	0	1	0	
		Hacking/Computer Invasion	0	0	0	0	
		Robbery	2	1	0	0	
		Pocket-picking	0	0	0	0	
		Purse-snatching	0	0	0	0	
		Shoplifting	11	8	5	1	
		Theft From Building	9	1	0	1	
		Theft From Coin Operated Machine or Device	0	0	0	0	
		Theft From Motor Vehicle	13	0	0	0	
		Theft of Motor Vehicle Parts/Accessories	2	0	0	0	
		All Other Larceny	87	10	9	4	
		Motor Vehicle Theft	27	5	2	3	
		Stolen Property Offenses	2	2	1	0	
		Crimes Against Society					
		Drug/Narcotic Violations	32	30	12	5	
		Drug Equipment Violations	25	23	11	5	
		Betting/Wagering	0	0	0	0	
		Operating/Promoting/Assisting Gambling	0	0	0	0	
		Gambling Equipment Violations	0	0	0	0	
		Sports Tampering	0	0	0	0	
		Pornography/Obscene Material	3	1	0	0	
		Prostitution	0	0	0	0	
		Assisting or Promoting Prostitution	0	0	0	0	
		Purchasing Prostitution	9	0	0	0	
		Weapon Law Violations	2	2	2	0	
		Animal Cruelty	2	1	0	0	
		Total Group A Offenses	448	161	82	33	

Domestic Incident Victims			
Offense	Reported	Cleared	
Murder and Nonnegligent Manslaughter	0	0	
Aggravated Assault	7	3	
Simple Assault	19	12	
Intimidation	0	0	
Stalking	0	0	
Rape	0	0	
Sodomy	1	0	
Sexual Assault With An Object	0	0	
Fondling	1	1	
Incest	0	0	
Statutory Rape	0	0	
Kidnapping/Abduction	0	0	
Total	28	16	

Group B Arrests		
Offense	Adult	Juvenile
Curfew/Loitering/Vagrancy Violations	0	2
Disorderly Conduct	6	10
Driving Under the Influence	38	0
Family Offenses (Nonviolent)	0	3
Liquor Law Violations	44	7
Trespass of Real Property	4	0
All Other Offenses	56	13
Total Group B	148	35

(*) Offenses are counted using the FBI Units of Count for Crime
(**) The 'Arrests' column shows arrests made during the selected period, regardless of incident date. Arrest counts may be higher than incident counts.
(***) Negligent Manslaughter now includes the killing of another person associated with driving under the influence, distracted driving (using a cell or smartphone), and reckless driving fatalities.

Watford City Police Department – 2022

2022 Population Estimate		5,513		Offenses (*)		Arrests (**)			
				Reported	Cleared	Adult	Juvenile		
Offense Overview				Group A Offenses					
Offense Total	538	Crimes Against Persons (***)							
Number Cleared	206	Murder and Nonnegligent Manslaughter							
Percent Cleared	38.29%	Negligent Manslaughter							
Group A Crimes per 100,000 population	9,758.8	Aggravated Assault							
				Simple Assault					
				Intimidation					
				Stalking					
				Kidnapping/Abduction					
Arrest Overview				Rape					
Total Arrests	387	Sodomy							
Adult Arrests	372	Sexual Assault With An Object							
Juvenile Arrests	15	Fondling							
Unknown Age	0	Incest							
Arrests per 100,000 population	7,019.8	Statutory Rape							
				Commercial Sex Acts					
				Involuntary Servitude					
Average number offenses/incident				1.21					
Domestic Incident Victims				Crimes Against Property					
Offense	Reported	Cleared	Arson						
Murder and Nonnegligent Manslaughter	0	0	Bribery						
Aggravated Assault	15	13	Burglary/Breaking & Entering						
Simple Assault	51	33	Counterfeiting/Forgery						
Intimidation	6	6	Destruction/Damage/Vandalism of Property						
Stalking	1	0	Embezzlement						
Rape	0	0	Extortion/Blackmail						
Sodomy	0	0	False Pretenses/Swindle/Confidence Game						
Sexual Assault With An Object	0	0	Credit Card/Automated Teller Machine Fraud						
Fondling	0	0	Impersonation						
Incest	0	0	Welfare Fraud						
Statutory Rape	0	0	Wire Fraud						
Kidnapping/Abduction	0	0	Identity Theft						
Total	73	52	Hacking/Computer Invasion						
			Robbery						
			Pocket-picking						
			Purse-snatching						
			Shoplifting						
			Theft From Building						
			Theft From Coin Operated Machine or Device						
			Theft From Motor Vehicle						
			Theft of Motor Vehicle Parts/Accessories						
			All Other Larceny						
			Motor Vehicle Theft						
			Stolen Property Offenses						
			Crimes Against Society						
			Drug/Narcotic Violations						
			Drug Equipment Violations						
			Betting/Wagering						
			Operating/Promoting/Assisting Gambling						
			Gambling Equipment Violations						
			Sports Tampering						
			Pornography/Obscene Material						
			Prostitution						
			Assisting or Promoting Prostitution						
			Purchasing Prostitution						
			Weapon Law Violations						
			Animal Cruelty						
			Total Group A Offenses						
			538		206		119		
							9		

(*) Offenses are counted using the FBI Units of Count for Crime
 (**) The 'Arrests' column shows arrests made during the selected period, regardless of incident date. Arrest counts may be higher than incident counts.
 (***) Negligent Manslaughter now includes the killing of another person associated with driving under the influence, distracted driving (using a cell or smartphone), and reckless driving fatalities.

West Fargo Police Department – 2022

2022 Population Estimate		39,987		Offenses (**)		Arrests (**)	
Offense Overview				Reported	Cleared	Adult	Juvenile
Offense Total	1,617	Group A Offenses					
Number Cleared	635	Crimes Against Persons (***)					
Percent Cleared	39.27%	Murder and Nonnegligent Manslaughter	0	0	0	0	
Group A Crimes per 100,000 population	4,043.8	Negligent Manslaughter	0	0	0	0	
		Aggravated Assault	54	31	23	3	
		Simple Assault	256	139	67	49	
		Intimidation	54	23	9	4	
		Stalking	1	0	0	0	
		Kidnapping/Abduction	7	5	1	0	
Arrest Overview		Rape	15	0	0	0	
Total Arrests	817	Sodomy	1	0	1	0	
Adult Arrests	628	Sexual Assault With An Object	0	0	0	0	
Juvenile Arrests	189	Fondling	13	1	1	0	
Unknown Age	0	Incest	0	0	0	0	
Arrests per 100,000 population	2,043.2	Statutory Rape	3	0	0	0	
		Commercial Sex Acts	0	0	0	0	
		Involuntary Servitude	0	0	0	0	
Average number offenses/incident	1.20	Crimes Against Property					
Domestic Incident Victims		Arson	4	2	1	1	
Offense	Reported	Cleared	Bribery	0	0	0	0
Murder and Nonnegligent Manslaughter	0	0	Burglary/Breaking & Entering	91	13	12	4
Aggravated Assault	36	23	Counterfeiting/Forgery	32	4	3	0
Simple Assault	166	92	Destruction/Damage/Vandalism of Property	128	25	7	7
Intimidation	19	12	Embezzlement	8	4	3	1
Stalking	0	0	Extortion/Blackmail	11	0	0	0
Rape	3	0	False Pretenses/Swindle/Confidence Game	57	5	6	0
Sodomy	0	0	Credit Card/Automated Teller Machine Fraud	30	4	0	0
Sexual Assault With An Object	0	0	Impersonation	4	0	2	0
Fondling	6	1	Welfare Fraud	0	0	0	0
Incest	0	0	Wire Fraud	7	0	0	0
Statutory Rape	0	0	Identity Theft	33	3	1	0
Kidnapping/Abduction	6	5	Hacking/Computer Invasion	1	0	0	0
Total	236	133	Robbery	3	0	0	0
Group B Arrests			Pocket-picking	1	0	0	0
Offense	Adult	Juvenile	Purse-snatching	0	0	0	0
Curfew/Loitering/Vagrancy Violations	0	0	Shoplifting	64	22	22	2
Disorderly Conduct	13	32	Theft From Building	4	1	1	0
Driving Under the Influence	113	0	Theft From Coin Operated Machine or Device	0	0	0	0
Family Offenses (Nonviolent)	10	2	Theft From Motor Vehicle	78	7	3	0
Liquor Law Violations	34	8	Theft of Motor Vehicle Parts/Accessories	19	0	0	0
Trespass of Real Property	21	4	All Other Larceny	222	30	13	11
All Other Offenses	99	18	Motor Vehicle Theft	52	3	0	3
Total Group B	290	64	Stolen Property Offenses	15	14	8	0
			Crimes Against Society				
			Drug/Narcotic Violations	161	142	81	31
			Drug Equipment Violations	153	135	61	7
			Betting/Wagering	0	0	0	0
			Operating/Promoting/Assisting Gambling	0	0	0	0
			Gambling Equipment Violations	0	0	0	0
			Sports Tampering	0	0	0	0
			Pornography/Obscene Material	9	1	0	1
			Prostitution	0	0	0	0
			Assisting or Promoting Prostitution	1	0	0	0
			Purchasing Prostitution	0	0	0	0
			Weapon Law Violations	22	21	12	1
			Animal Cruelty	3	0	0	0
			Total Group A Offenses	1,617	635	338	125

(*) Offenses are counted using the FBI Units of Count for Crime
 (**) The 'Arrests' column shows arrests made during the selected period, regardless of incident date. Arrest counts may be higher than incident counts.
 (***) Negligent Manslaughter now includes the killing of another person associated with driving under the influence, distracted driving (using a cell or smartphone), and reckless driving fatalities.

Williston Police Department – 2022

2022 Population Estimate		25,513		Offenses (*)		Arrests (**)	
Offense Overview				Reported	Cleared	Adult	Juvenile
Offense Total	2,649	Group A Offenses					
Number Cleared	1,270	Crimes Against Persons (****)					
Percent Cleared	47.94%	Murder and Nonnegligent Manslaughter	1	1	0	0	
Group A Crimes per 100,000 population	10,382.9	Negligent Manslaughter	0	0	0	0	
Arrest Overview		Aggravated Assault	102	78	51	2	
Total Arrests	2,421	Simple Assault	363	239	138	39	
Adult Arrests	2,136	Intimidation	108	44	19	4	
Juvenile Arrests	285	Stalking	8	2	1	0	
Unknown Age	0	Kidnapping/Abduction	19	15	9	0	
Arrests per 100,000 population	9,489.3	Rape	16	4	0	0	
Average number offenses/incident	1.27	Sodomy	0	0	0	0	
Domestic Incident Victims		Sexual Assault With An Object	1	0	0	0	
Offense	Reported	Cleared	Fondling	38	8	3	0
Murder and Nonnegligent Manslaughter	1	1	Incest	3	0	0	0
Aggravated Assault	60	53	Statutory Rape	1	0	0	0
Simple Assault	241	176	Commercial Sex Acts	0	0	0	0
Intimidation	8	7	Involuntary Servitude	0	0	0	0
Stalking	0	0	Crimes Against Property				
Rape	4	1	Arson	1	0	0	0
Sodomy	0	0	Bribery	0	0	0	0
Sexual Assault With An Object	0	0	Burglary/Breaking & Entering	81	15	11	0
Fondling	3	2	Counterfeiting/Forgery	56	10	1	1
Incest	1	0	Destruction/Damage/Vandalism of Property	203	50	19	14
Statutory Rape	0	0	Embezzlement	2	0	1	0
Kidnapping/Abduction	14	11	Extortion/Blackmail	14	2	2	0
Total	332	251	False Pretenses/Swindle/Confidence Game	63	14	9	1
Group B Arrests			Credit Card/Automated Teller Machine Fraud	12	4	2	0
Offense	Adult	Juvenile	Impersonation	41	6	2	0
Curfew/Loitering/Vagrancy Violations	0	33	Welfare Fraud	0	0	0	0
Disorderly Conduct	41	80	Wire Fraud	3	0	0	0
Driving Under the Influence	237	0	Identity Theft	3	0	0	0
Family Offenses (Nonviolent)	0	0	Hacking/Computer Invasion	3	0	0	0
Liquor Law Violations	29	7	Robbery	7	2	2	1
Trespass of Real Property	17	0	Pocket-picking	0	0	0	0
All Other Offenses	1,058	47	Purse-snatching	0	0	0	0
Total Group B	1,382	167	Shoplifting	92	65	65	1
			Theft From Building	5	0	0	0
			Theft From Coin Operated Machine or Device	0	0	0	0
			Theft From Motor Vehicle	72	17	13	0
			Theft of Motor Vehicle Parts/Accessories	10	1	0	0
			All Other Larceny	247	49	29	7
			Motor Vehicle Theft	62	13	6	0
			Stolen Property Offenses	14	11	9	0
			Crimes Against Society				
			Drug/Narcotic Violations	458	287	224	36
			Drug Equipment Violations	430	285	114	10
			Betting/Wagering	0	0	0	0
			Operating/Promoting/Assisting Gambling	0	0	0	0
			Gambling Equipment Violations	0	0	0	0
			Sports Tampering	0	0	0	0
			Pornography/Obscene Material	14	0	0	2
			Prostitution	1	0	0	0
			Assisting or Promoting Prostitution	0	0	0	0
			Purchasing Prostitution	0	0	0	0
			Weapon Law Violations	77	39	21	0
			Animal Cruelty	18	9	3	0
			Total Group A Offenses	2,649	1,270	754	118

(*) Offenses are counted using the FBI Units of Count for Crime
 (**) The 'Arrests' column shows arrests made during the selected period, regardless of incident date. Arrest counts may be higher than incident counts.
 (***) Negligent Manslaughter now includes the killing of another person associated with driving under the influence, distracted driving (using a cell or smartphone), and reckless driving fatalities.

Wishek Police Department – 2022

2022 Population Estimate		852		Offenses (*)		Arrests (**)			
				Reported	Cleared	Adult	Juvenile		
Offense Overview				Group A Offenses					
Offense Total	12	Crimes Against Persons (***)							
Number Cleared	5	Murder and Nonnegligent Manslaughter							
Percent Cleared	41.67%	Negligent Manslaughter							
Group A Crimes per 100,000 population	1,408.5	Aggravated Assault							
				Simple Assault					
				Intimidation					
				Stalking					
				Kidnapping/Abduction					
Arrest Overview				Rape					
Total Arrests	10	Sodomy							
Adult Arrests	8	Sexual Assault With An Object							
Juvenile Arrests	2	Fondling							
Unknown Age	0	Incest							
Arrests per 100,000 population	1,173.7	Statutory Rape							
				Commercial Sex Acts					
				Involuntary Servitude					
Average number offenses/incident				1.71					
Domestic Incident Victims				Crimes Against Property					
Offense	Reported	Cleared	Arson						
Murder and Nonnegligent Manslaughter	0	0	Bribery						
Aggravated Assault	1	0	Burglary/Breaking & Entering						
Simple Assault	0	0	Counterfeiting/Forgery						
Intimidation	1	0	Destruction/Damage/Vandalism of Property						
Stalking	1	0	Embezzlement						
Rape	0	0	Extortion/Blackmail						
Sodomy	0	0	False Pretenses/Swindle/Confidence Game						
Sexual Assault With An Object	0	0	Credit Card/Automated Teller Machine Fraud						
Fondling	0	0	Impersonation						
Incest	0	0	Welfare Fraud						
Statutory Rape	0	0	Wire Fraud						
Kidnapping/Abduction	0	0	Identity Theft						
Total	3	0	Hacking/Computer Invasion						
				Robbery					
				Pocket-picking					
				Purse-snatching					
				Shoplifting					
				Theft From Building					
				Theft From Coin Operated Machine or Device					
				Theft From Motor Vehicle					
				Theft of Motor Vehicle Parts/Accessories					
				All Other Larceny					
				Motor Vehicle Theft					
				Stolen Property Offenses					
				Crimes Against Society					
				Drug/Narcotic Violations					
				Drug Equipment Violations					
				Betting/Wagering					
				Operating/Promoting/Assisting Gambling					
				Gambling Equipment Violations					
				Sports Tampering					
				Pornography/Obscene Material					
				Prostitution					
				Assisting or Promoting Prostitution					
				Purchasing Prostitution					
				Weapon Law Violations					
				Animal Cruelty					
				Total Group A Offenses					

Group B Arrests			
Offense	Adult	Juvenile	
Curfew/Loitering/Vagrancy Violations	0	0	
Disorderly Conduct	1	0	
Driving Under the Influence	4	0	
Family Offenses (Nonviolent)	0	0	
Liquor Law Violations	0	0	
Trespass of Real Property	0	0	
All Other Offenses	0	0	
Total Group B	5	0	

(*) Offenses are counted using the FBI Units of Count for Crime
(**) The 'Arrests' column shows arrests made during the selected period, regardless of incident date. Arrest counts may be higher than incident counts.
(***) Negligent Manslaughter now includes the killing of another person associated with driving under the influence, distracted driving (using a cell or smartphone), and reckless driving fatalities.

ND State Highway Patrol – 2022

2022 Population Estimate		N/A	Offenses (*)		Arrests (**)	
Offense Overview			Reported	Cleared	Adult	Juvenile
Offense Total	1,502					
Number Cleared	1,488					
Percent Cleared	99.07%					
Group A Crimes per 100,000 population	N/A					
Arrest Overview						
Total Arrests	3,214					
Adult Arrests	3,074					
Juvenile Arrests	140					
Unknown Age	0					
Arrests per 100,000 population	N/A					
Average number offenses/incident	1.52					
Domestic Incident Victims			Crimes Against Property			
Offense	Reported	Cleared	Arson	Bribery	Burglary/Breaking & Entering	Counterfeiting/Forgery
Murder and Nonnegligent Manslaughter	0	0	0	1	1	11
Aggravated Assault	2	2	0	1	1	13
Simple Assault	9	9	0	0	0	4
Intimidation	1	1	0	0	0	0
Stalking	0	0	0	0	0	0
Rape	0	0	0	0	0	65
Sodomy	0	0	0	0	0	0
Sexual Assault With An Object	0	0	0	0	0	0
Fondling	0	0	0	0	0	0
Incest	0	0	0	0	0	0
Statutory Rape	0	0	0	0	0	0
Kidnapping/Abduction	1	1	0	0	0	0
Total	13	13	0	1	1	56
Group B Arrests			Crimes Against Society			
Offense	Adult	Juvenile	Drug/Narcotic Violations	Drug Equipment Violations	Betting/Wagering	Operating/Promoting/Assisting Gambling
Curfew/Loitering/Vagrancy Violations	0	0	661	610	0	0
Disorderly Conduct	18	2	0	0	0	0
Driving Under the Influence	854	11	0	0	0	0
Family Offenses (Nonviolent)	3	0	0	0	0	0
Liquor Law Violations	764	43	0	0	0	0
Trespass of Real Property	4	0	0	0	0	0
All Other Offenses	399	48	0	0	0	0
Total Group B	2,042	104	661	608	0	0
			Prostitution	Assisting or Promoting Prostitution	Purchasing Prostitution	Weapon Law Violations
			0	0	0	52
			Animal Cruelty	Total Group A Offenses	1,502	1,488
			0	1,032	36	36

(*) Offenses are counted using the FBI Units of Count for Crime
 (**) The 'Arrests' column shows arrests made during the selected period, regardless of incident date. Arrest counts may be higher than incident counts.
 (***) Negligent Manslaughter now includes the killing of another person associated with driving under the influence, distracted driving (using a cell or smartphone), and reckless driving fatalities.

NIBRS OFFENSE DEFINITIONS

NATIONAL INCIDENT-BASED CRIME REPORTING OFFENSE DEFINITIONS

Offenses in National Incident-Base Reporting System are divided into two groups designated as Group A and Group B crimes. Information on the number of Group A offenses known to law enforcement, the number cleared by arrest or exceptional means, and the number of persons arrested is reported monthly. Arrest data are reported for Group A and Group B offenses.

NOTE: The classifications of these offenses for NIBRS reporting purposes as of 2020 are based on law enforcement investigation as opposed to determination by a court, medical examiner, jury, or other judicial hearing.

GROUP ‘A’ OFFENSES:

ANIMAL CRUELTY

Offense Code **720** (Crimes Against Society)

Intentionally, knowingly, or recklessly taking an action that mistreats or kills any animal without just cause, such as torturing, tormenting, mutilation, maiming, poisoning, or abandonment. Included are instances of duty to provide care, e.g., shelter, food, water, care if sick or injured; transporting or confining an animal in a manner likely to cause injury or death; causing an animal to fight with another; inflicting excessive or repeated unnecessary pain or suffering, e.g., uses objects to beat or injure an animal. This definition does not include proper maintenance of animals for show or sport; use of animals for food, lawful hunting, fishing or trapping.

ARSON

Offense Code **200** (Crimes Against Property)

To unlawfully and intentionally damage, or attempt to damage, any real or personal property by fire or incendiary device.

ASSAULT – AGGRAVATED

Offense Code **13A** (Crimes Against Persons)

An unlawful attack by one person upon another wherein the offender uses or displays a weapon in a threatening manner, or the victim suffers obvious severe or aggravated bodily injury involving apparent broken bones, loss of teeth, possible internal injury, severe laceration, or loss of consciousness.

ASSAULT – SIMPLE

Offense Code **13B** (Crimes Against Persons)

An unlawful physical attack by one person upon another where neither the offender displays a weapon, nor the victim suffers obvious severe or aggravated bodily injury involving apparent broken bones, loss of teeth, possible internal injury, severe laceration, or loss of consciousness.

ASSAULT – INTIMIDATION

Offense Code **13C** (Crimes Against Persons)

To unlawfully place another person in reasonable fear of bodily harm through the use of threatening words and/or other conduct, but without displaying a weapon or subjecting the victim to actual physical attack.

ASSAULT – STALKING

Offense Code **13D** (Crimes Against Persons)

To engage in an intentional pattern of conduct consisting of two or more acts directed at a specific person which frightens, intimidates, or harasses that person, and which serves no legitimate purpose. The course of conduct must be such as would cause a reasonable person to experience fear, intimidation, or harassment.

NOTE: By definition there are no “attempted” assaults, only completed assaults.

BRIBERY (Except Sports Bribery)

Offense Code **510** (Crimes Against Property)

The offering, giving, receiving or soliciting of anything of value (i.e., a bribe, gratuity, or kickback) to sway the judgment or action of a person in a position of trust or influence.

BURGLARY/BREAKING AND ENTERING

Offense Code **220** (Crimes Against Property)

The unlawful entry into a building or other structure with the intent to commit a felony or a theft.

When a hotel, motel, inn or other temporary lodging, or a rental storage facility is burglarized, the number of premises (e.g., rooms, suites, units, storage compartments, etc.) entered must be reported.

Incidental damage resulting from a burglary may be reported under the offense category “Destruction/Damage/Vandalism” if the damage is “substantial”.

COUNTERFEITING/FORGERY

Offense Code **250** (Crimes Against Property)

The altering, copying, or imitation of something, without authority or right, with the intent to deceive or defraud by passing the copy or thing altered or imitated as that which is original or genuine; or the selling, buying, or possession of an altered, copied, or imitated thing with the intent to deceive or defraud.

DESTRUCTION/DAMAGE/VANDALISM OF PROPERTY

Offense Code **290** (Crimes Against Property)

To willfully or maliciously destroy, damage, deface, or otherwise injure real or personal property without the consent of the owner or the person having custody or control of it.

Damage that is incidental to the commission of another offense may be reported separately if the damage is “substantial”, except the incidental damage caused by fighting a fire caused by an arson offense should be indicated as part of the loss caused by burning.

DRUG/NARCOTIC VIOLATIONS (Except “DUI)

Offense Code **35A** (Crimes Against Society)

The unlawful cultivation, manufacture, distribution, sale, purchase, use, possession, transportation or importation of any controlled drug or narcotic substance.

DRUG EQUIPMENT VIOLATIONS

Offense Code **35B** (Crimes Against Society)

The unlawful manufacture, sale, purchase, possession, or transportation of equipment or devices utilized in preparing or using drugs or narcotics

EMBEZZLEMENT

Offense Code **270** (Crimes Against Property)

The unlawful misappropriation by an offender to his/her own use or purpose of money, property, or some other thing of value entrusted to his/her care, custody or control.

EXTORTION/BLACKMAIL

Offense Code **210** (Crimes Against Property)

To unlawfully obtain money, property, or any other thing of value, either tangible or intangible, through the use or threat of force, misuse of authority, threat of criminal prosecution, threat of destruction of reputation or social standing, or through other coercive means.

FRAUD – FALSE PRETENSES/SWINDLE/CONFIDENCE GAME

Offense Code **26A** (Crimes Against Property)

The intentional misrepresentation of existing fact or condition, or the use of some other deceptive scheme or device, to obtain money, goods, or other things of value.

FRAUD – CREDIT CARD/AUTOMATIC TELLER MACHINE FRAUD

Offense Code **26B** (Crimes Against Property)

The unlawful use of a credit (or debit) card or automatic teller machine for fraudulent purposes.

FRAUD – IMPERSONATION

Offense Code **26C** (Crimes Against Property)

Falsely representing one's identity or position, and acting in the character or position thus unlawfully assumed, to deceive others and thereby gain a profit or advantage, enjoy some right or privilege, or subject another person or entity to an expense, charge, or liability that would not have otherwise been incurred.

FRAUD – WELFARE FRAUD

Offense Code **26D** (Crimes Against Property)

The use of deceitful statements, practices, or devices to unlawfully obtain welfare benefits.

FRAUD – WIRE FRAUD

Offense Code **26E** (Crimes Against Property)

The use of an electric or electronic communications facility to intentionally transmit a false and/or deceptive message in furtherance of a fraudulent activity.

FRAUD – IDENTITY THEFT

Offense Code **26F** (Crime Against Property)

Wrongfully obtaining and using another person's personal data (e.g., name, date of birth, Social Security Number, driver's license number, credit card number).

FRAUD – HACKING/COMPUTER INVASION

Offense Code **26G** (Crime Against Property)

Wrongfully gaining access to another person's or institution's computer software, hardware, or network without authorized permissions or security clearances.

GAMBLING – BETTING/WAGERING

Offense Code **39A** (Crimes Against Society)

To unlawfully stake money or something else of value on the happening of an uncertain event or on the ascertainment of a fact in dispute.

GAMBLING – OPERATING/PROMOTING/ASSISTING GAMBLING

Offense Code **39B** (Crimes Against Society)

To unlawfully operate, promote, or assist in the operation of a game of chance, lottery, or other gambling activity.

GAMBLING – GAMBLING EQUIPMENT VIOLATIONS

Offense Code **39C** (Crimes Against Society)

To unlawfully manufacture, sell, buy, possess, or transport equipment, devices, and/or goods used for gambling purposes.

GAMBLING – SPORTS TAMPERING

Offense Code **39D** (Crimes Against Society)

To unlawfully alter, meddle in, or otherwise interfere with a sporting contest or event for the purpose of gaining a gambling advantage.

HOMICIDE – MURDER AND NON-NEGLIGENT MANSLAUGHTER

Offense Code **09A** (Crimes Against Persons)

The willful (non-negligent) killing of one human being by another.

“Assault to Murder” and Attempted Murder” are to be reported as Aggravated Assault.

HOMICIDE – NEGLIGENT MANSLAUGHTER

Offense Code **09B** (Crimes Against Persons)

The killing of another person through negligence. The offense does not include “Vehicular Manslaughter” which is reportable as offense 09E.

HUMAN TRAFFICKING – COMMERCIAL SEX ACTS

Offense Code **64A** (Crime Against Person)

Inducing a person by force, fraud, or coercion to participate in commercial sex acts, or in which the person induced to perform such act(s) has not attained 18 years of age.

HUMAN TRAFFICKING – INVOLUNTARY SERVITUDE

Offense Code **64B** (Crime Against Person)

The obtaining of a person(s) through recruitment, harboring, transportation, or provision, and subjecting such persons by force, fraud, or coercion into involuntary servitude, peonage, debt bondage, or slavery (not to include commercial sex acts).

KIDNAPPING/ABDUCTION

Offense Code **100** (Crimes Against Persons)

The unlawful seizure, transportation, and/or detention of a person against his/her will, or of a minor without the consent of his/her custodial parent(s) or legal guardian(s).

LARCENY/THEFT – POCKET-PICKING

Offense Code **23A** (Crimes Against Property)

The theft of articles from another person's physical possession by stealth where the victim usually does not become immediately aware of the theft.

LARCENY/THEFT – PURSE-SNATCHING

Offense Code **23B** (Crimes Against Property)

The grabbing or snatching of a purse, handbag, etc., from the physical possession of another person.

LARCENY/THEFT – SHOPLIFTING

Offense Code **23C** (Crimes Against Property)

The theft, by someone other than an employee of the victim, of goods or merchandise exposed for sale.

LARCENY/THEFT – THEFT FROM BUILDING

Offense Code **23D** (Crimes Against Property)

A theft from within a building which is either open to the general public or to which the offender has legal access.

LARCENY/THEFT – THEFT FROM COIN-OPERATED MACHINE OR DEVICE

Offense Code **23E** (Crimes Against Property)

A theft from a machine or device that is operated or activated by the use of coins.

LARCENY/THEFT – THEFT FROM MOTOR VEHICLE

Offense Code **23F** (Crimes Against Property)

The theft of articles from a motor vehicle, whether locked or unlocked. (Except "Theft of Motor Vehicle. Parts or Accessories")

LARCENY/THEFT – THEFT OF MOTOR VEHICLE PARTS OR ACCESSORIES

Offense Code **23G** (Crimes Against Property)

The theft of any part or accessory affixed to the interior or exterior of a motor vehicle in a manner which would make the item an attachment of the vehicle or necessary for its operation.

LARCENY/THEFT – ALL OTHER LARCENY

Offense Code **23H** (Crimes Against Property)

All thefts that do not fit any of the definitions of the specific subcategories of Larceny/Theft listed above.

This subcategory includes thefts from fenced enclosures, boats and airplanes. Thefts of animals, lawn mowers, lawn furniture, hand tools, and farm and construction equipment are also included where no break-in of a structure is involved.

MOTOR VEHICLE THEFT

Offense Code **240** (Crimes Against Property)

The theft of a motor vehicle, including automobiles, buses, recreational vehicles, trucks, and other motor vehicles.

PORNOGRAPHY/OBSCENE MATERIAL

Offense Code **370** (Crimes Against Society)

The violation of laws or ordinances prohibiting the manufacture, publishing, sale, purchase, or possession of sexually explicit material, e.g., literature, photographs, etc.

PROSTITUTION

Offense Code **40A** (Crimes Against Society)

To unlawfully engage in sexual relations for profit.

PROSTITUTION – ASSISTING OR PROMOTING

Offense Code **40B** (Crimes Against Society)

To solicit customers or transport persons for prostitution purposes; to own, manage, or operate a dwelling or other establishment for the purpose of providing a place where prostitution is performed; or to otherwise assist or promote prostitution.

PROSTITUTION – PURCHASING

Offense Code **40C** (Crime Against Society)

To purchase or trade anything of value for commercial sex acts.

ROBBERY

Offense Code **120** (Crimes Against Property)

The taking or attempting to take anything of value under confrontational circumstances from the control, custody, or care of another person by force or threat of force or violence and/or by putting the victim in fear of immediate harm.

Because some type of assault is an element of the crime of Robbery, an assault should not be reported as a separate crime as long as it was performed in furtherance of the robbery. However, if the injury results in death, a Homicide Offense must also be reported.

In a bank robbery, the primary victim would be the “Financial Institution,” but the teller toward whom the robber pointed the gun and made a demand should also be reported as a victim.

SEX OFFENSES – RAPE (Except “Statutory Rape”)

Offense Code **11A** (Crimes Against Persons)

The carnal knowledge of a person, without the consent of the victim, including instances where the victim is incapable of giving consent because of his/her age or because of his/her temporary or permanent mental or physical incapacity.

SEX OFFENSES – SODOMY

Offense Code **11B** (Crimes Against Persons)

Oral or anal sexual intercourse with another person, without the consent of the victim, including instances where the victim is incapable of giving consent because of his/her age or because of his/her temporary or permanent mental or physical incapacity.
(This includes members of the same sex.)

SEX OFFENSES – SEXUAL ASSAULT WITH AN OBJECT

Offense Code **11C** (Crimes Against Persons)

To use an object or instrument to unlawfully penetrate, however slightly, the genital or anal opening of the body of another person, without the consent of the victim, including instances where the victim is incapable of giving consent because of his/her age or because of his/her temporary or permanent mental or physical incapacity.

SEX OFFENSES – FONDLING

Offense Code **11D** (Crimes Against Persons)

The touching of the private body parts of another person for the purpose of sexual gratification, without consent of the victim including instances where the victim is incapable of giving consent because of his/her age or because of his/her temporary or permanent mental or physical incapacity.

SEX OFFENSES, NON-FORCIBLE – INCEST

Offense Code **36A** (Crimes Against Persons)

Non-forcible sexual intercourse between persons who are related to each other within the degrees wherein marriage is prohibited by law.

SEX OFFENSES, NON-FORCIBLE – STATUTORY RAPE

Offense Code **36B** (Crimes Against Persons)

Non-forcible sexual intercourse with a person who is under the statutory age of consent.

“With the consent of the victim” is an element of Statutory Rape. In addition, there is no force or coercion used in Statutory Rape; the act is not an attack.

STOLEN PROPERTY OFFENSES

Offense Code **280** (Crimes Against Property)

Receiving, buying, selling, possessing, concealing, or transporting any property with the knowledge that it has been unlawfully taken, as by Burglary, Embezzlement, Fraud, Larceny/Theft, Robbery, etc.

WEAPON LAW VIOLATIONS

Offense Code **520** (Crimes Against Society)

The violation of laws or ordinances prohibiting the manufacture, sale, purchase, transportation, possession, concealment, or use of firearms, cutting instruments, explosives, incendiary devices or other deadly weapons.

GROUP ‘B’ OFFENSES:

BAD CHECKS*

Offense Code **90A** (Crimes Against Property)

Knowingly and intentionally writing and/or negotiating checks drawn against insufficient or nonexistent funds. (Except counterfeited or forged checks)

CURFEW/LOITERING/VAGRANCY

Offense Code **90B** (Crimes Against Society)

The violation of a court order, regulation, ordinance, or law requiring the withdrawal of persons from the streets of other specified areas; prohibiting persons from remaining in an area or place in an idle or aimless manner; or prohibiting persons from going from place to place without visible means of support.

DISORDERLY CONDUCT

Offense Code **90C** (Crimes Against Society)

Any behavior that tends to disturb the public peace or decorum, scandalizes the community, or shock the public sense of morality.

DRIVING UNDER THE INFLUENCE

Offense Code **90D** (Crimes Against Society)

Driving or operating a motor vehicle or common carrier while mentally or physically impaired as the result of consuming an alcoholic beverage or using a drug or narcotic. This offense includes being in “Actual Physical Control.”

DRUNKENNESS (Except DUI)*

Offense Code **90E** (This is not a crime.)

To drink alcoholic beverages to the extent that one’s mental faculties and physical coordination are substantially impaired.

FAMILY OFFENSE, NON-VIOLENT

Offense Code **90F** (Crimes Against Persons and Society)

Unlawful, nonviolent acts by a family member (or legal guardian) that threaten the physical, mental, or economic well-being or morals of another family member, and that are not classifiable as other offenses, such as Assault, Incest, Statutory Rape, etc.

This offense includes: Abandonment; Desertion; Neglect; Nonsupport; Nonviolent Abuse; or Non-Violent Cruelty to other family members. It also includes the nonpayment of court-ordered alimony, as long as it is not considered Contempt of Court within the reporting jurisdiction. Do not include victims of these offenses who are taken into custody for their own protection.

LIQUOR LAW VIOLATIONS (Except DUI and Drunkenness)

Offense Code **90G** (Crimes Against Society)

The violation of laws or ordinances prohibiting the manufacture, sale, purchase, transportation, possession, or use of alcoholic beverages.

PEEPING TOM*

Offense Code **90H** (Crimes Against Society)

To secretly look through a window, doorway, keyhole, or other aperture for the purpose of voyeurism.

TRESPASS ON REAL PROPERTY

Offense Code **90J** (Crimes Against Society)

To unlawfully enter land, a dwelling, or other real property.

ALL OTHER OFFENSES

Offense Code **90Z** (Crimes Against Persons, Property and Society)

All crimes that are not Group A offenses and not included in one of the specifically named Group B crime categories listed above.

Traffic offenses, except for Hit and Run, are excluded.

*Not reportable by FBI/ND in 2022.

**FULL-TIME LAW
ENFORCEMENT EMPLOYEES**

**NUMBER OF FULL-TIME LAW ENFORCEMENT EMPLOYEES
REPORTED BY UCR AGENCIES
AS OF OCTOBER 31, 2022**

Agency	Law Enforcement Officers		Civilian Personnel		Total Full-Time			Population
	Male	Female	Male	Female	Male	Female	Total	
Adams SO	5	0	0	1	5	1	6	2,168
Barnes SO	8	1	0	1	8	2	10	4,341
Valley City PD	13	0	0	2	13	2	15	6,547
Benson SO	5	0	0	0	5	0	5	5,727
Billings SO	7	0	0	0	7	0	7	871
Medora PD	3	0	0	0	3	0	3	119
Bottineau SO	9	0	3	5	12	5	17	6,470
Bowman SO	4	0	0	1	4	1	5	1,462
Bowman PD	4	0	0	0	4	0	4	1,394
Burke SO	5	0	0	0	5	0	5	1,772
Powers Lake PD	1	0	0	0	1	0	1	377
Burleigh SO	51	3	1	9	52	12	64	21,444
Bismarck PD	115	12	12	18	127	30	157	74,604
Lincoln PD	5	3	0	0	5	3	8	4,387
Bismarck State PD *								
Cass SO	83	18	23	28	106	46	152	22,592
Fargo PD	148	27	2	18	150	45	195	127,649
West Fargo PD	65	5	1	12	66	17	83	39,987
NDSU PD *								
Cavalier SO	7	0	1	4	8	4	12	3,669
Dickey SO	2	0	0	1	2	1	3	2,041
Ellendale PD	2	0	0	0	2	0	2	1,067
Oakes PD	4	0	0	0	4	0	4	1,778
Divide SO	5	0	0	1	5	1	6	2,201
Dunn SO	21	0	0	2	21	2	23	3,117
Killdeer PD	6	0	0	0	6	0	6	892
Eddy SO	5	0	0	0	5	0	5	2,365
Emmons SO	5	0	0	1	5	1	6	3,294
Foster SO	3	0	0	0	3	0	3	1,345
Carrington PD	3	1	0	0	3	1	4	2,029
Golden Valley SO	4	0	0	1	4	1	5	1,830
Grand Forks SO	32	2	0	7	32	9	41	12,002
Grand Forks PD	79	10	5	11	84	21	105	58,620
Northwood PD	1	0	0	0	1	0	1	946
Emerado PD	1	0	0	0	1	0	1	449
Thompson PD	1	0	0	0	1	0	1	1,086
UND PD *								
Grant SO	4	2	0	0	4	2	6	2,391
Griggs SO	3	0	0	1	3	1	4	2,290
Hettinger SO	5	2	0	1	5	3	8	2,412
Kidder SO	3	0	0	1	3	1	4	1,721
Steele PD	1	0	0	0	1	0	1	657
LaMoure SO	3	1	0	1	3	2	5	3,332
LaMoure PD	1	0	0	0	1	0	1	759
Logan SO	3	0	0	0	3	0	3	1,149
Napoleon PD	1	0	0	0	1	0	1	752
McHenry SO	6	2	0	0	6	2	8	5,231
McIntosh SO	3	0	0	0	3	0	3	1,688
Wishek PD	2	0	0	0	2	0	2	852
McKenzie SO	28	9	3	16	31	25	56	7,574
Watford City PD	19	5	1	5	20	10	30	5,513
McLean SO	25	2	8	8	33	10	43	8,510
Garrison PD	2	1	0	0	2	1	3	1,435
Mercer SO	14	2	4	9	18	11	29	3,100
Beulah PD	6	0	0	1	6	1	7	3,032
Hazen PD	4	0	0	0	4	0	4	2,271
Morton SO	32	3	2	5	34	8	42	9,578
Mandan PD	31	9	4	4	35	13	48	24,666

* Included in City's Population

Agency	Law Enforcement Officers		Civilian Personnel		Total Full-Time			Population
	Male	Female	Male	Female	Male	Female	Total	
Mountrail SO	9	2	2	11	11	13	24	4,449
New Town PD	3	2	1	0	4	2	6	2,713
Stanley PD	5	0	0	0	5	0	5	2,327
Nelson SO	4	1	0	1	4	2	6	3,152
Oliver SO	4	0	0	1	4	1	5	1,900
Pembina SO	9	0	4	1	13	1	14	4,813
Cavalier PD	7	0	1	4	8	4	12	1,228
Drayton PD	1	0	0	0	1	0	1	737
Pierce SO	4	0	19	15	23	15	38	1,474
Rugby PD	3	0	0	0	3	0	3	2,505
Ramsey SO	9	1	0	1	9	2	11	4,498
Devils Lake PD	16	3	1	1	17	4	21	7,212
Ransom SO	5	0	0	1	5	1	6	3,529
Lisbon PD	4	0	0	0	4	0	4	2,177
Renville SO	5	2	0	1	5	3	8	2,284
Richland SO	13	2	6	14	19	16	35	8,813
Wahpeton PD	13	4	0	2	13	6	19	7,956
NDSCS PD *								
Rolette SO	8	1	8	5	16	6	22	9,784
Dunseith PD	4	0	0	0	4	0	4	624
Rolla PD	3	1	0	0	3	1	4	1,173
Rolette PD	2	0	0	0	2	0	2	478
Sargent SO	5	0	0	1	5	1	6	3,856
Sheridan SO	3	0	0	1	3	1	4	1,291
Sioux SO	1	0	0	0	1	0	4	3,634
Slope SO	1	0	0	0	1	0	1	686
Stark SO	25	3	0	5	25	8	33	8,063
Dickinson PD	40	9	1	19	41	28	69	24,577
Steele SO	3	0	0	0	3	0	3	1,842
Stutsman SO	10	2	0	2	10	4	14	6,076
Jamestown PD	24	3	0	4	24	7	31	15,772
Towner SO	4	0	1	0	5	0	5	2,164
Traill SO	9	1	1	3	10	4	14	8,116
Walsh SO	11	1	5	3	16	4	20	6,409
Grafton PD	8	0	0	1	8	1	9	4,117
Ward SO	36	6	28	26	64	32	96	17,764
Kenmare PD	1	0	0	0	1	0	1	912
Minot PD	60	13	2	25	62	38	100	47,278
Burlington PD	2	0	0	0	2	0	2	1,255
Surrey PD	1	1	0	0	1	1	2	1,343
Berthold PD	1	0	0	0	1	0	1	463
Wells SO	4	0	0	1	4	1	5	2,310
Harvey PD	1	0	0	0	1	0	1	1,586
Williams SO	36	5	18	28	54	33	87	8,265
Tioga PD	3	1	0	1	3	2	5	1,922
Williston PD	69	10	2	13	71	23	94	25,513
Ray PD	1	0	0	0	1	0	1	666
Highway Patrol	149	7	10	22	159	29	188	
Total	1,547	201	180	388	1,727	589	2,319	779,261

* Included in City's Population