

Office of Attorney General
Bureau of Criminal Investigation

Crime in North Dakota, 2023



Drew H. Wrigley
Attorney General

Prepared by
Jeff Vyska
NIBRS/UCR Program Manager
2024

INTRODUCTION

The North Dakota Incident-Based Reporting (ND IBR) program involves the collection, compilation, and analysis of crime and arrest statistics reported by the various local law enforcement agencies throughout the state. Fifty-three sheriff departments, 50 police departments, 10 Task Forces and the ND Highway Patrol reported to the ND IBR program in 2023.

Every effort is taken to include the homicide offenses/arrests that occur on the Tribal Law Enforcement jurisdictions. Tribal law enforcement agencies do not participate in the state ND IBR program.

INCIDENT-BASED REPORTING: North Dakota law enforcement agencies use a certified records management system to collect data on each incident reported to their respective agencies. Data collected includes type of incident, where and when the incident took place, victim characteristics, suspect/arrestee characteristics, property involved in the incident, etc.

To allow for comparison among several geographic or jurisdictional areas with differing populations or to allow comparisons across time in an area undergoing population fluctuations, the ND IBR program provides for the calculation of crime rates to remove any potential biases created by population differences. Because a rate relates the incidence of activity to population, it is possible to measure annual fluctuations in criminal activity by comparing rates of crime reported in any given year with those reported in other years. National publications report crime rates calculated based on the number of reported offenses per 100,000 population. This publication provides crime rate information calculated in the same manner.

Trends

The 2023 Crime in North Dakota is based solely upon incident data. Data submitted by ND IBR to the FBI is reported with added estimation before being published on the FBI Crime Data Export. Prior years were converted from incident based statistics to the summary system of reporting. We strongly discourage attempting to compare the ND IBR data to any previously UCR Summary data released by North Dakota or the FBI in the Crime in the United States publications. The data sets are not comparable due to the number of types of crimes reported and that all offenses in the incident are reported in ND IBR.

Differences between ND IBRS and FBI released data

The Crime in North Dakota 2023 is a crime statistic publication using the National Incident-Based Reporting System (NIBRS). There are important factors that must be considered when reading or using this report as well as crime statistic reports available from the FBI or other sources:

1. The 2023 data used to compile this report are based on a “snapshot” of the ND state repository database as of April 17th, 2024, and compared to previous years reports. In NIBRS, there are no “fixed” statistics because law enforcement agencies update their incidents as new information becomes available.

2. The data used in this report are based on the NIBRS method of submitting crime statistics. It is more comprehensive and detailed than the Summary Reporting System used in the past so the statistics in NIBRS and Summary Reporting should not be compared.
3. The data displayed in this report should not be compared to the FBI Crime in the US 2023 report which will be published later this year. Even though North Dakota forwards the crime data submitted via NIBRS to the FBI, the FBI is reported with added estimation before being published on the FBI Crime Data Export.
4. The data displayed per agency in this report should not be used to compare to other agencies or compile “ranking” of cities and counties. Data users should not rank locales because there are many factors that cause the nature and type of crime to vary from place to place. NIBRS statistics include only jurisdictional population figures along with reported crime, clearance, or arrest data. Rankings ignore the uniqueness of each locale. There are many factors that are known to affect the volume and type of crime occurring from place to place.

Classification of Offenses

All offenses are classified on the basis of law enforcement investigation in accordance with national NIBRS offense definitions and are not necessarily identical to the NDCC definitions. Because NIBRS identifies and tallies law enforcement contact, offense classifications are not based on filings of the prosecutor, court, medical examiner, jury, or other judicial or subsequent findings.

National Incident-Based Reporting System (NIBRS)

NIBRS divides offenses into two (2) categories of offenses designated as Group A - Incident and Group B -Arrest.

1. The Group A offenses collected in the NIBRS program are: Animal Cruelty; Arson; Assaults; Bribery; Burglary; Counterfeiting/Forgery; Destruction/Damage/Vandalism of Property; Drug/Narcotic Offenses; Embezzlement; Extortion/Blackmail; Frauds; Gambling Offenses; Homicide Offenses; Human Trafficking Offenses; Kidnapping/Abduction; Larceny/Theft Offenses; Motor Vehicle Theft; Pornography/Obscene Material Offenses; Prostitution Offenses; Robbery; Sex Offenses; Non-Forcible Sex Offenses; Stolen Property Offense and; Weapon Law Violations. Group A offenses include statistical data on the incident, all offenses committed, property involved, weapons involved, victim and offender demographics, arrest information, and clearance status.
2. Group B offenses, for which only arrest data are collected, include: Curfew/Vagrancy Violations; Disorderly Conduct; Driving Under the Influence; Non-Violent Family Offenses; Liquor Law Violations; Trespass of Real Property; and All Other Non-Traffic Offenses.

Counting Offenses

For counting purposes, agencies should count one offense for each victim of a Crimes Against Persons, one offense for each distinct operation of a Crimes Against Property (with the exception of motor vehicle theft, where one offense is counted for each stolen vehicle), and one offense for each Crimes Against Society. All crimes committed within the same incident by the same person or group of persons, without a significant time or space interval separating them, are reported in NIBRS - a hierarchy rule does not exist as it does in Summary Reporting. For example, if a rape case involves crimes of motor vehicle theft and kidnapping, all crimes are reported. However, if a crime is an inherent part of another crime, only one crime may be appropriately reported. For example, larceny is inherent in the crime of burglary and would not be reported as a separate crime in the incident; however, if the suspect, upon leaving the residence, takes items outside the structure, larceny would be reported as a second crime. As another example, assault is an element in robbery and would not be reported as a crime separately from the robbery; however, if the suspect forces the victim to engage in a sexual act, both a robbery and sex offense would be reported because a sexual act is not an element of robbery.

Arrests

In NIBRS, the law enforcement agencies collect detailed data elements related to incidents and arrests. The Group A - Incident Reports are comprised of segments (Administrative, Offense, Property, Victim, Offender, and Arrestee) and within the segments are multiple data elements identifying the incident, such as originating agency identifier (ORI), incident number, date, location, offense, demographics, and other relevant segment categories. Therefore, unlike Summary Reporting, NIBRS arrests and clearances can be submitted as updates to the Group A - Incidents reported.

Clearances

In NIBRS, clearances are based on the incident-level rather than the offense-level. If one offense within an incident is cleared, all offenses in that incident are cleared. Likewise, the arrest of one offender in an incident will clear it even if other offenders have not been arrested yet. Clearances by arrest are automatically created when an Arrest Segment is submitted with a Group A - Incident. An incident cannot be cleared exceptionally if there has been an arrest. Not all crimes are cleared within the calendar year in which the offense occurs.

Clearances by Exceptional Means allow an agency to clear an incident without an arrest. The criteria include: 1) the identity of at least one offender must be known; 2) sufficient probable cause must have been developed to support the arrest and prosecution of the offender; 3) the offender's exact location must be known, and; 4) there must be a reason, outside of law enforcement's control, which prevents the arrest. For example, the death of the offender or the offender is in the custody of another jurisdiction.

TABLE OF CONTENTS

Introduction	1
Table of Contents	4
North Dakota Crime Summary, 2023	5
Statewide Analysis.....	6
Group A Offenses	9
Crimes Against Persons	16
Crimes Against Property	21
Crimes Against Society	23
Group B Offenses	25
Arrests in 2023	28
Arrests 2019-2023	37
Drug/Narcotics Analysis	45
DUI Arrest Analysis	49
Crime Summary by Reporting County Sheriff's Office	51
Crime Summary by Reporting Police Department	105
NIBRS Offense Definitions	159
Full-Time Law Enforcement Employees	172

NORTH DAKOTA CRIME SUMMARY, 2023

In 2023, 49,515 Group A offenses were reported by local law enforcement agencies. This is an increase of 0.1 percent from the total of 49,488 reported in 2022.

The Federal Bureau of Investigation's estimate of North Dakota's population for 2023 is 783,926. The crime rate per 100,000 population for 2023 is 6316.2. The crime rate for 2022 was 6350.6 per 100,000 population. This is a 0.5 percent decrease in the crime rate of the Group A offenses.

The total number of reported Crimes Against Persons was 12,403. This is an increase of 2.9 percent from the total of 12,057 reported in 2022. In 2021, 12,060 Crimes Against Persons were reported.

Crimes Against Persons offenses comprised 25 percent of reported Group A crime offenses in North Dakota in 2023.

Collectively, Crimes Against Property (e.g. burglary, robbery, larceny/theft and motor vehicle theft) decreased by 2.4 percent from 24,757 reported in 2022 to 24,171 reported in 2023.

Crimes Against Property accounted for 49 percent of total Group A crime offenses reported in 2023.

In 2023, the total number of Crimes Against Society (e.g. drug/narcotics violations, drug equipment violations, and weapon violations) reported 12,941. This is an increase of 2.1 percent from 2022 total of 12,674. In 2021, 13,832 Crimes Against Society were reported.

North Dakota law enforcement agencies reported 29,467 arrests in 2023. This is a 1.9 percent increase from the total of 28,915 arrests reported in 2022.

In 2023, juvenile arrests accounted for 13.2 percent of the total arrests.

Arrests for Drug/Narcotics Violations increased 5.6 percent from a 2022 total of 3,721 to 3,928 in 2023.

The number of reported arrests in 2023 for DUI increased to 4,329 from 4,215 reported in 2022.

STATEWIDE CRIME ANALYSIS

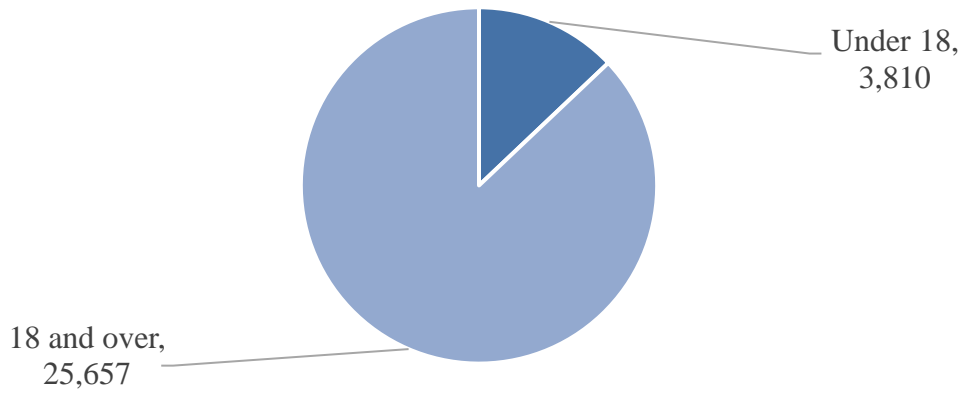
North Dakota Statewide – 2023

2023 Population Estimate		783,926		Offenses (*)		Arrests (**)	
Offense Overview		Reported	Cleared	Adult	Juvenile		
Offense Total	49,515	Crimes Against Persons (***)					
Number Cleared	21,298	Murder and Nonnegligent Manslaughter	24	18	16	6	
Percent Cleared	43.01%	Negligent Manslaughter	9	8	7	0	
Group A Crimes per 100,000 population	6,316.2	Aggravated Assault	1,432	890	653	65	
		Simple Assault	7,000	3,570	1,945	650	
		Intimidation	2,024	993	464	105	
		Stalking	701	116	60	8	
		Kidnapping/Abduction	135	89	28	2	
		Rape	336	80	45	11	
		Sodomy	29	7	2	2	
		Sexual Assault <u>With</u> An Object	11	3	1	0	
		Fondling	636	129	47	19	
		Incest	3	0	0	0	
		Statutory Rape	39	9	9	2	
		Commercial Sex Acts	18	0	0	0	
		Involuntary Servitude	6	0	0	0	
		Crimes Against Property					
		Arson	60	615	8	2	
		Bribery	5	4	2	0	
		Burglary/Breaking & Entering	2,369	387	285	52	
		Counterfeiting/Forgery	669	165	116	2	
		Destruction/Damage/Vandalism of Property	4,237	856	330	159	
		Embezzlement	115	37	23	2	
		Extortion/Blackmail	102	4	3	0	
		False Pretenses/Swindle/Confidence Game	1,358	533	418	27	
		Credit Card/Automated Teller Machine Fraud	264	39	10	1	
		Impersonation	307	57	28	2	
		Welfare Fraud	8	0	0	0	
		Wire Fraud	172	2	1	0	
		Identity Theft	817	116	62	5	
		Hacking/Computer Invasion	28	0	0	0	
		Robbery	198	93	70	29	
		Pocket-picking	33	6	3	4	
		Purse-snatching	14	6	0	1	
		Shoplifting	2,733	1,410	1,179	351	
		Theft From Building	789	102	62	9	
		Theft From Coin Operated Machine or Device	20	3	4	1	
		Theft From Motor Vehicle	1,755	186	96	31	
		Theft of Motor Vehicle Parts/Accessories	270	17	9	1	
		All Other Larceny	5,587	737	526	86	
		Motor Vehicle Theft	1,699	404	215	47	
		Stolen Property Offenses	562	362	223	20	
		Crimes Against Society					
		Drug/Narcotic Violations	5,975	4,596	3,543	385	
		Drug Equipment Violations	5,946	4,739	2,357	180	
		Betting/Wagering	1	1	0	0	
		Operating/Promoting/Assisting Gambling	2	0	0	0	
		Gambling Equipment Violations	1	1	2	0	
		Sports Tampering	0	0	0	0	
		Pornography/Obscene Material	256	51	28	11	
		Prostitution	16	2	0	0	
		Assisting or Promoting Prostitution	4	0	0	0	
		Purchasing Prostitution	2	0	1	0	
		Weapon Law Violations	606	422	204	24	
		Animal Cruelty	132	33	23	0	
		Total Group A Offenses	49,515	21,298	13,108	2,302	
Domestic Incident Victims		Reported	Cleared				
Murder and Nonnegligent Manslaughter	5	2					
Aggravated Assault	693	502					
Simple Assault	3,727	2,050					
Intimidation	402	240					
Stalking	143	23					
Rape	51	24					
Sodomy	8	2					
Sexual Assault <u>With</u> An Object	2	1					
Fondling	107	21					
Incest	2	0					
Statutory Rape	6	2					
Kidnapping/Abduction	79	63					
Total	5,225	2,930					
Group B Arrests		Adult	Juvenile				
Curfew/Loitering/Vagrancy Violations	0	29					
Disorderly Conduct	677	376					
Driving Under the Influence	4,286	43					
Family Offenses (Nonviolent)	115	135					
Liquor Law Violations	1,857	368					
Trespass of Real Property	835	60					
All Other Offenses	4,779	497					
Total Group B	12,549	1,508					

(*) Offenses are counted using the FBI Units of Count for Crime
 (**) The 'Arrests' column shows arrests made during the selected period, regardless of incident date. Arrest counts may be higher than incident counts.
 (***) Negligent Manslaughter now includes the killing of another person associated with driving under the influence, distracted driving (using a cell or smartphone), and reckless driving fatalities.

Statewide Total Arrests Reported, 2023

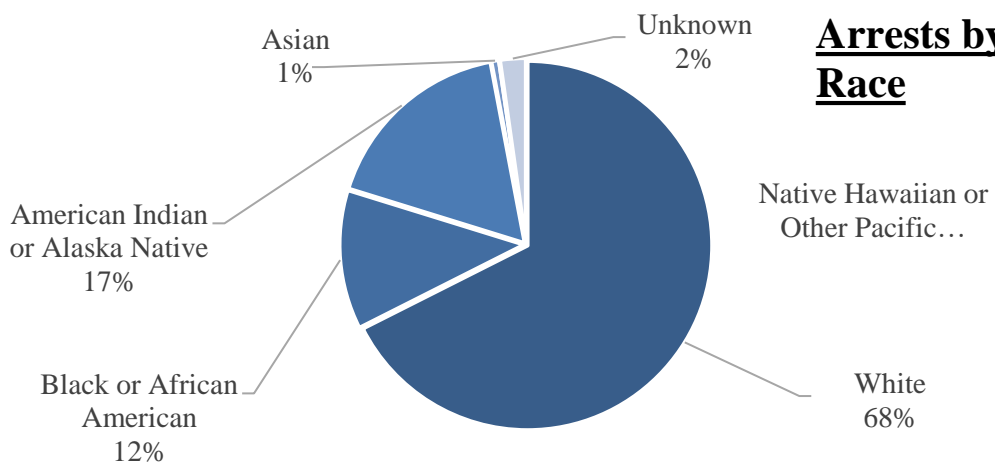
Arrests by Age Group



Arrests by Gender



Arrests by Race



Group A Offenses

Group A offenses includes the crimes of Animal Cruelty; Arson; Assaults; Bribery; Burglary; Counterfeiting/Forgery; Homicide Offenses; Destruction/Damage/Vandalism of Property; Drug/Narcotic Offenses; Embezzlement; Extortion/Blackmail; Fraud; Gambling Offenses; Robbery; Kidnapping/Abduction; Larceny/Theft Offenses; Motor Vehicle Theft; Pornography/Obscene Material Offenses; Human Trafficking Offenses; Prostitution Offenses; Sex Offenses; Non-Forcible Sex Offenses; Stolen Property Offenses and; Weapon Law Violations.

In 2023, 49,515 Group A offenses were reported by local law enforcement agencies. This is an increase of 0.1 percent from the total of 49,488 reported in 2022.

The Federal Bureau of Investigation’s estimate of North Dakota’s population for 2023 is 783,926. Based on that total, the crime rate per 100,000 population for 2023 was 6316.2, as compared to 6350.6 for 2022.

More than 43 percent of Group A crime offenses were reported as cleared by arrest or exceptional means. The NIBRS program defines an offense as “cleared” by law enforcement when at least one person is arrested, charged with the commission of the offense, and turned over to the court for prosecution. Several crimes may be cleared by the arrest of one person, while the arrests of many persons may clear only one offense. Law enforcement agencies may clear a crime by exceptional means when some element beyond law enforcement control precludes the placing of formal charges against the offender. Examples of circumstances that allow such clearances are the death of the offender (suicide, justifiably killed by police or private citizen, etc.); the victim’s refusal to cooperate with prosecution after the offender has been identified; or the denial of extradition.

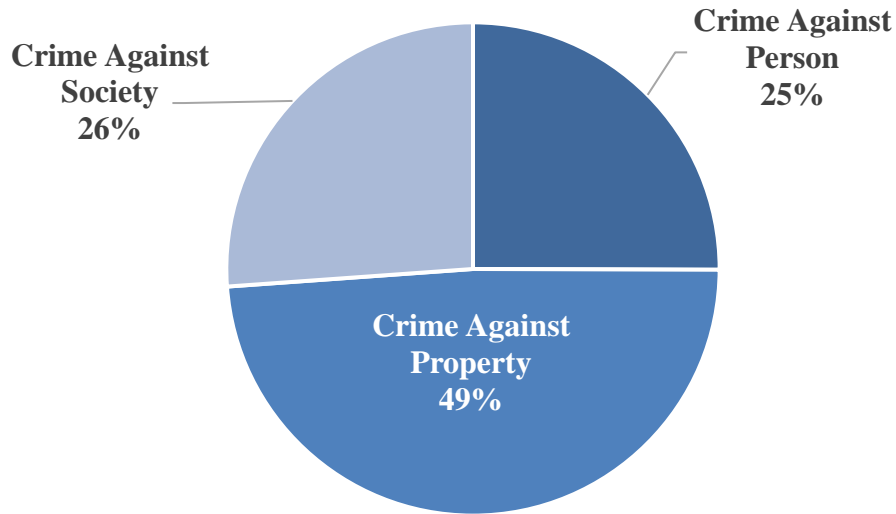
In 2023, 15,410 arrests were reported for Group A crime offenses. Of that total, 14.9 percent were arrests of juveniles.

More than \$58.7 million worth of property was reported stolen in 2023, with 28.3 percent of that amount reported as recovered by law enforcement officials.

Group A Offense Summary

Year	Population	Group A Offense Total	% Change in Number from Previous Year	Crime Rate per 100,000 Population	% Change in Rate from Previous Year	Percent Cleared
2019	762,062	47,871	-0.7%	6281.8	-0.9%	46.1%
2020	765,309	49,579	3.6	6478.3	3.1	41.9
2021	774,948	51,784	4.4	6682.3	3.1	40.2
2022	779,261	49,488	-4.4	6350.6	-5.0	41.9
2023	783,926	49,515	0.1	6316.2	-0.5	43.0

Group 'A' Offenses - 2023



Crimes Against Persons

Murder
 Negligent Manslaughter
 Rape
 Sodomy
 Sexual Assault w/Object
 Fondling
 Aggravated Assault
 Simple Assault
 Intimidation
 Stalking
 Kidnapping/Abduction
 Human Trafficking Offenses*⁺
 Incest
 Statutory Rape

Crimes Against Property

Robbery
 Burglary/Breaking & Entering
 Larceny/Theft Offenses*
 Motor Vehicle Theft
 Arson
 Destruction of Property
 Counterfeiting/Forgery
 Fraud Offenses*⁺
 Embezzlement
 Extortion/Blackmail
 Bribery
 Stolen Property Offense

Crimes Against Society

Animal Cruelty⁺
 Drug/Narcotic Violations
 Drug Equipment Violations
 Gambling Offenses*
 Pornography
 Prostitution Offenses*
 Weapon Law Violations

*Specific offenses exist within the crime category.

⁺ Data collection for certain offenses began in 2016.

**Comparison of Group A Offenses Reported,
2022-2023**

Group A Offenses	2022	2023	Percent Change
Crimes Against Persons			
Murder	30	24	-20.0%
Negligent Manslaughter	13	9	-30.8
Aggravated Assault	1,448	1,432	-1.1
Simple Assault	6,830	7,000	2.5
Intimidation	1,975	2,024	2.5
Stalking	549	701	27.7
Kidnapping/Abduction	149	135	-9.4
Rape	379	336	-11.3
Sodomy	39	29	-25.6
Sexual Assault w/Object	7	11	57.1
Fondling	552	636	15.2
Incest	10	3	-70
Statutory Rape	70	39	-44.3
Commercial Sex Acts	6	18	200
Involuntary Servitude	0	6	600
Crimes Against Property			
Arson	96	60	-37.5
Bribery	7	5	-28.6
Burglary	2,585	2,369	-8.4
Counterfeiting/Forgery	651	669	2.8
Destruction/Damage/Vandalism	4,376	4,237	-3.2
Embezzlement	104	115	10.6
Extortion/Blackmail	129	102	-20.9
False Pretenses	1,357	1,358	1.5
Credit Card/ATM Fraud	246	264	7.3
Impersonation	285	307	7.7
Welfare Fraud	2	8	300
Wire Fraud	166	172	3.6
Identity Theft	793	817	3.0
Hacking/Computer Invasion	56	28	-50.0
Robbery	216	198	-8.3
Pocket-picking	2	33	1550
Purse-snatching	3	14	367.0
Shoplifting	2,279	2,733	19.9
Theft From Building	824	789	-4.2
Theft From Coin machine	19	20	5.3
Theft From Motor Vehicle	1,847	1,755	-5.0
Theft of Motor Vehicle Parts	279	270	-3.2
All Other Larceny	5,818	5,587	-4.0
Motor Vehicle Theft	1,999	1,699	-15.0
Stolen Property Offenses	618	562	-9.1

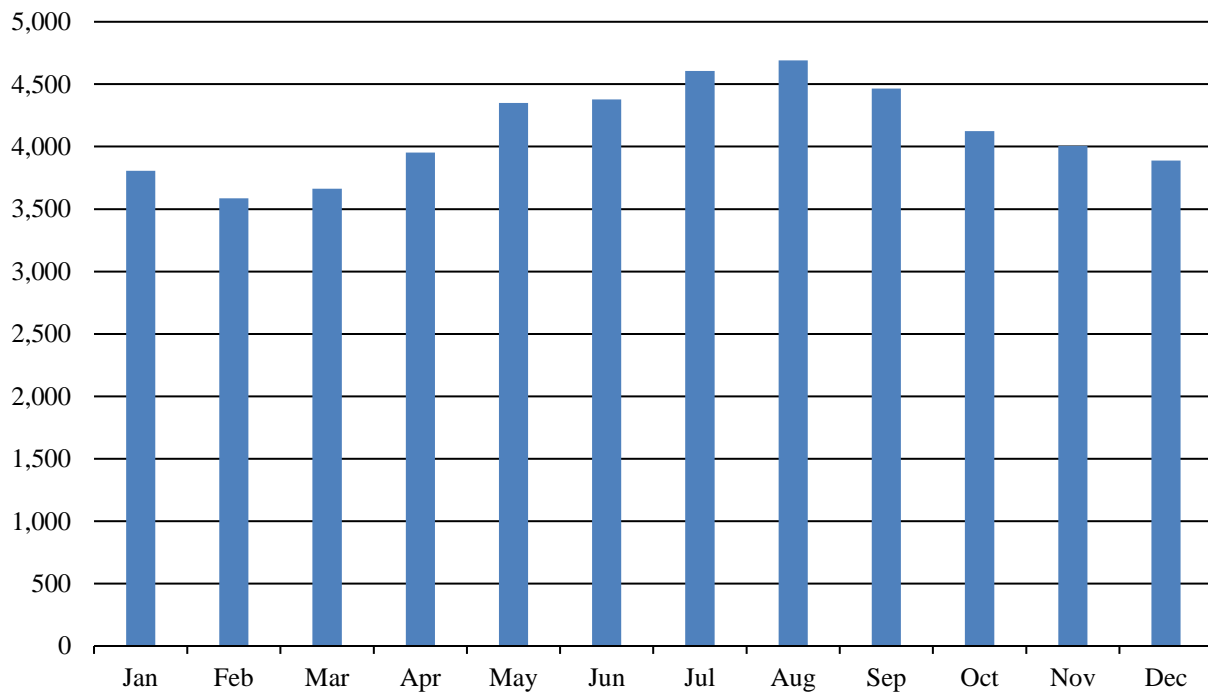
**Comparison of Group A Offenses Reported,
2022-2023
Continued**

Group A Offenses	2022	2023	Percent Change
Crimes Against Society			
Drug/Narcotic Violations	5,844	5,975	2.2%
Drug Equipment Violations	5,675	5,946	4.8
Betting/Wagering	0	1	100
Operating/Promoting/Assisting Gambling	0	2	200
Gambling Equipment Violations	1	1	0
Sports Tampering	0	0	0
Pornography/Obscene Material	304	256	-15.8
Prostitution	18	16	-11.1
Assisting or Promoting Prostitution	13	4	-69.2
Purchasing Prostitution	16	2	-87.5
Weapon Law Violations	661	606	-8.3
Animal Cruelty	142	132	-7.0
Total	49,488	49,515	0.1

**“Top Five” Locations for
Group A Offenses to Occur:**

1. Residence/Home
2. Highway/Road Alley/Street
3. Department/Discount Stores
4. Parking Lots/Parking Garages
5. Schools

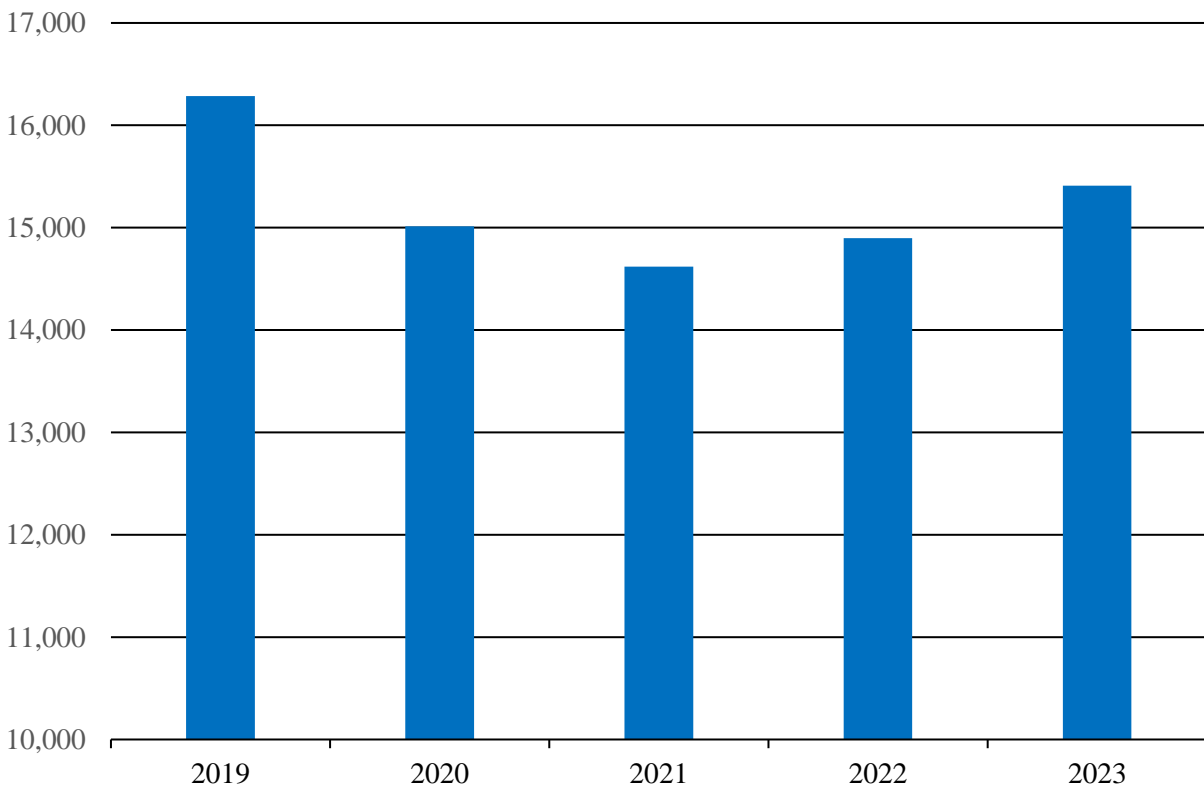
*The most frequent months of crime occurrence
were **August**.
the least frequent was **February**.*



**Arrest Totals for Group A Offenses
2019-2023**

Year	Juvenile	Adult	Total
2019	1,894	14,393	16,287
2020	1,597	13,415	15,012
2021	2,010	12,611	14,621
2022	2,319	12,579	14,898
2023	2,302	13,108	15,410

**Arrest Totals for Group A Offenses
2019-2023**



Reported Group A Incidents where Offender is Suspected of Using

Crimes Against Persons	Alcohol	Drugs/ Narcotics	Computer Equipment	Not Applicable
Murder	5	1		15
Negligent Manslaughter	5	2		3
Aggravated Assault	366	73		914
Simple Assault	1,382	195		4,399
Intimidation	217	67	56	1,233
Stalking	33	5	96	474
Kidnapping/Abduction	28	14	1	90
Rape	68	31	2	240
Sodomy	5	5	1	22
Sexual Assault w/Object	2	1		8
Fondling	72	22	5	482
Incest				3
Statutory Rape	2		1	35
Commercial Sex Acts				6
Involuntary Servitude				3
Crimes Against Property				
Arson	3	3		56
Bribery	1		1	3
Burglary	64	65		2,255
Counterfeiting/Forgery	30	15	22	606
Destruction/Damage/Vandalism	240	112	6	3,912
Embezzlement	1	2	12	100
Extortion/Blackmail		2	32	68
False Pretenses	80	101	141	1,045
Credit Card/ATM Fraud	4	4	26	230
Impersonation	1	2	35	270
Welfare Fraud			3	5
Wire Fraud			42	130
Identity Theft	6	7	100	708
Hacking/Computer Invasion			12	16
Robbery	19	12	3	168
Motor Vehicle Theft	45	38		1,581
Stolen Property Offenses	25	79	1	468
Pocket-picking	2	1		30
Purse-snatching		1		13
Shoplifting	53	54	2	2,626
Theft From Building	14	13	2	761
Theft From Coin Machine				20
Theft From Motor Vehicle	22	23		1,713
Theft of Motor Vehicle Parts	2	1		267
All Other Larceny/Theft	89	63	42	5,399
Crimes Against Society				
Animal Cruelty	4	2		127
Drug/Narcotic Violations	336	4,308	2	
Drug Equipment Violations	320	4,120	3	
Betting/Wagering				1
Operating/Promoting Gambling				2
Gambling Equipment Violations				1
Sports Tampering				
Pornography/Obscene Material	1	6	110	142
Prostitution		1	3	12
Prostitution - Assisting/Promoting			1	3
Purchasing Prostitution				2
Weapon Law Violations	70	116		430

Crimes Against Persons

Crimes Against Persons offenses are classified according to victim type which includes the offenses of murder/non-negligent manslaughter, rape, and assaults. For counting purposes, agencies should count one offense for each victim of a Crimes Against Persons (See the NIBRS offense definitions section beginning on page 159 of this publication for definitions of these and other offenses.)

In 2023, 12,403 Crimes Against Persons were reported in North Dakota. This is an increase of 2.9 percent from the 2022 total of 12,057 crimes reported. In 2021, 12,060 crimes were reported.

Crimes Against Persons offenses comprised 25 percent of reported Group A crime offenses in North Dakota in 2023.

The Crimes Against Persons crime rate for 2023 is 1582.2 per 100,000, as compared to 1547.2 per 100,000 in 2022. This is a 2.3 percent increase in the Crimes Against Persons crime rate. In 2021, the Crimes Against Persons crime rate was 1556.2 per 100,000 population.

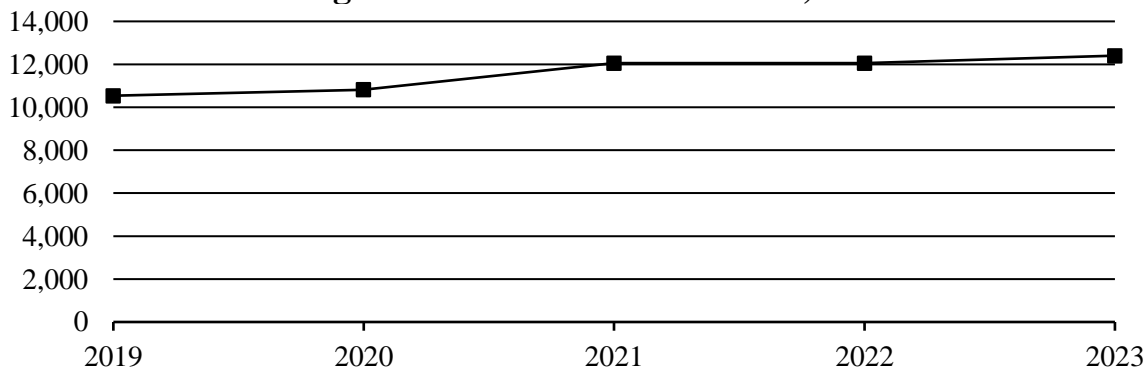
Over 47 percent of Crimes Against Persons offenses in 2023 were reported as cleared by arrest or exceptional means.

Of the 4,147 total arrests reported for Crimes Against Persons offenses, 21.0 percent were arrests of juveniles.

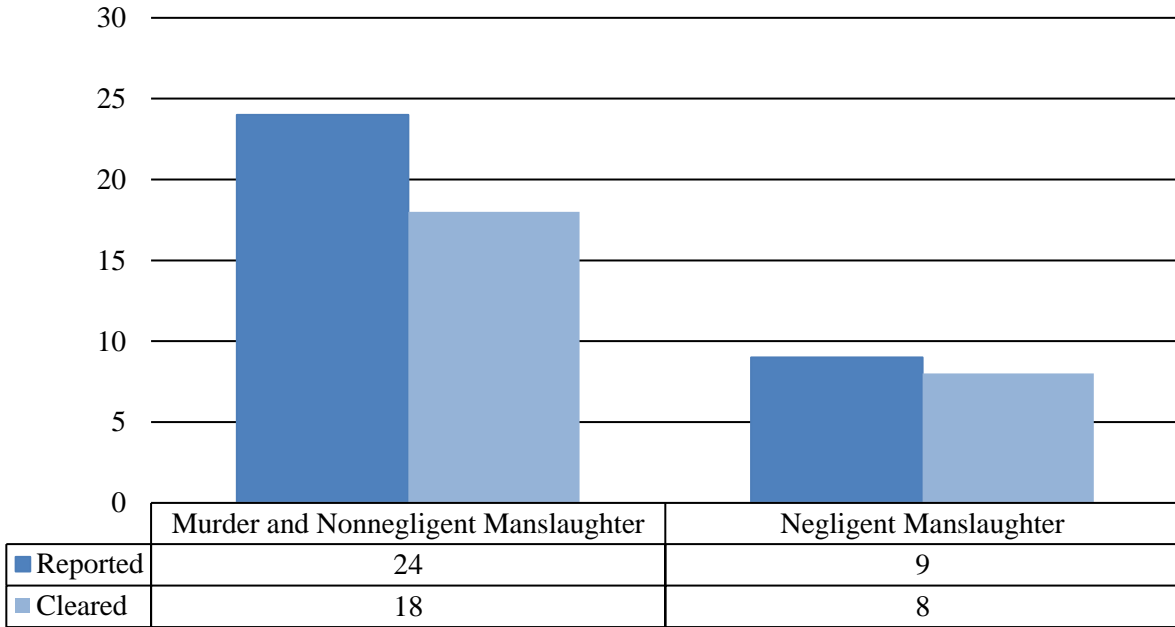
Crimes Against Persons Summary

Year	Population	Offenses	% Change in Number from Previous Year	Rate per 100,000 Population	% Change in Rate from Previous Year	Percent Cleared
2019	762,062	10,539	2.2%	1383.0	2.0%	49.5%
2020	765,309	10,815	2.6	1413.2	2.2	47.6
2021	774,948	12,060	11.5	1556.2	10.1	45.1
2022	779,261	12,057	0.0	1547.2	-0.6	47.6
2023	783,926	12,403	2.9	1582.2	2.3	47.7

Crimes Against Persons Total Offenses, 2019-2023

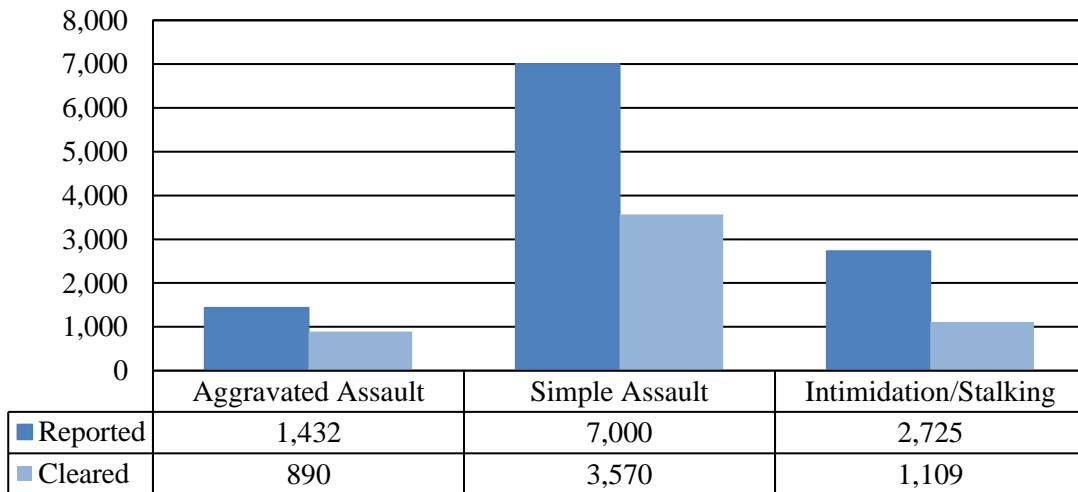


Crimes Against Persons Homicides & Negligent Manslaughter

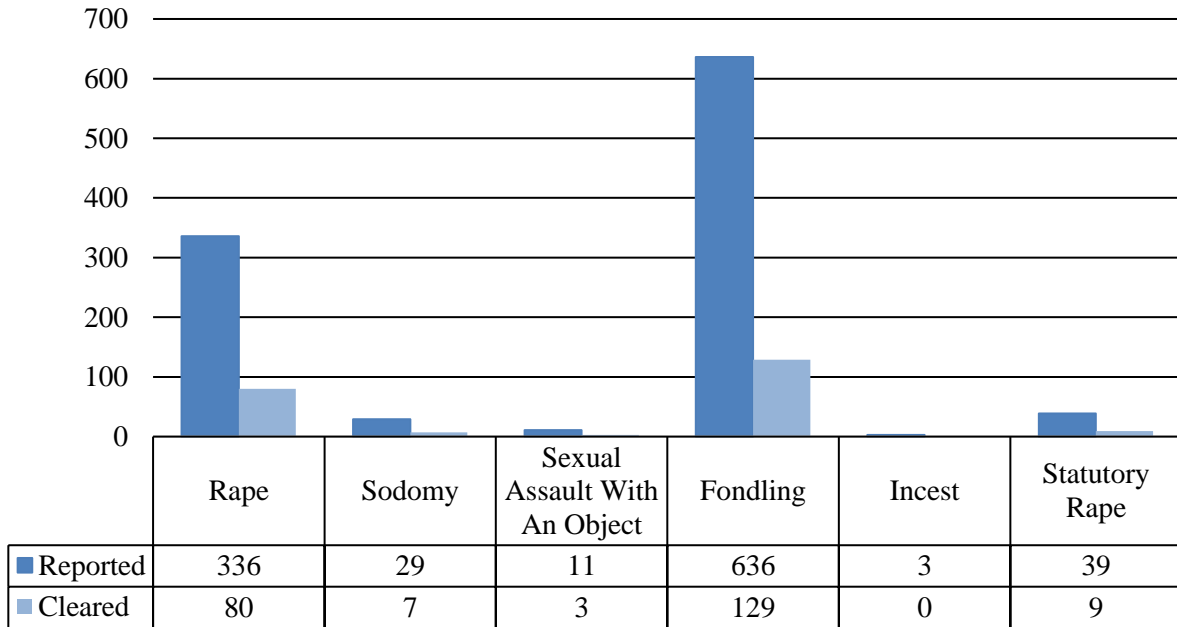


* For a full report see Homicide in ND, 2023.

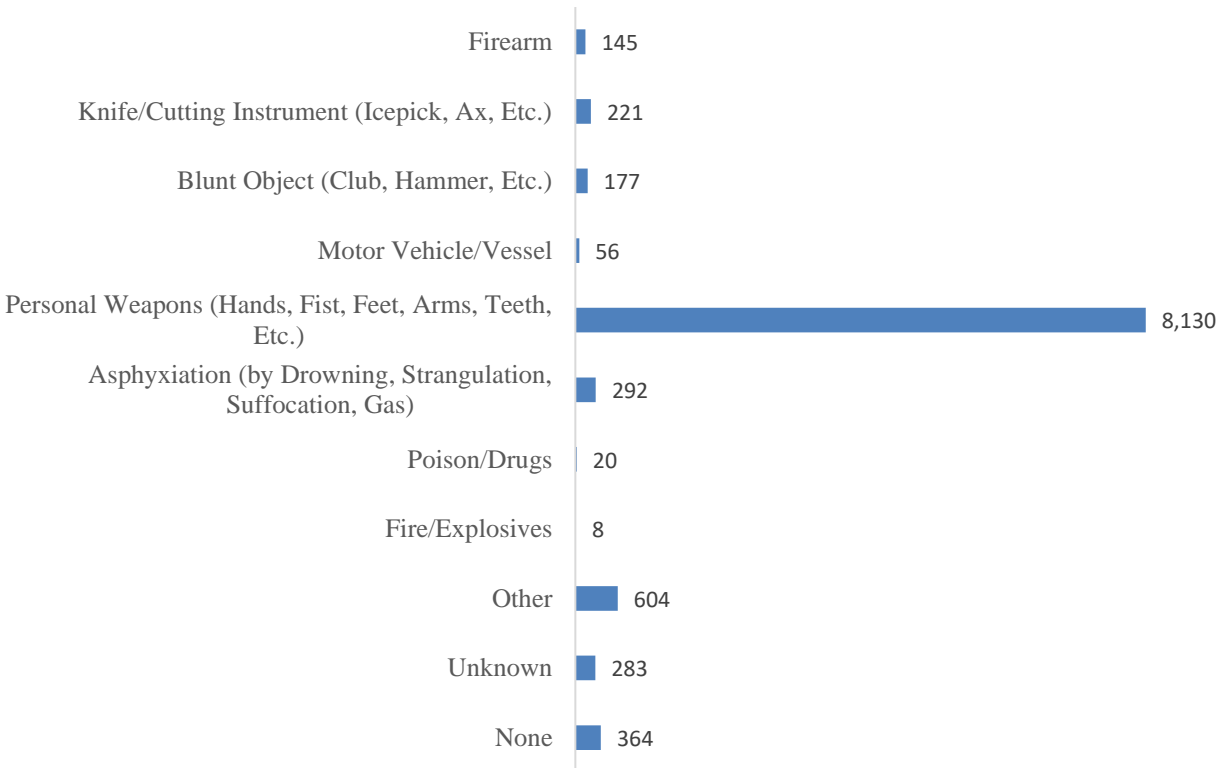
Crimes Against Persons Assault Offenses



Crimes Against Persons Sex Offenses



Crimes Against Persons Weapon Type, 2023



*Up to 3 weapon types may be selected for each incident.

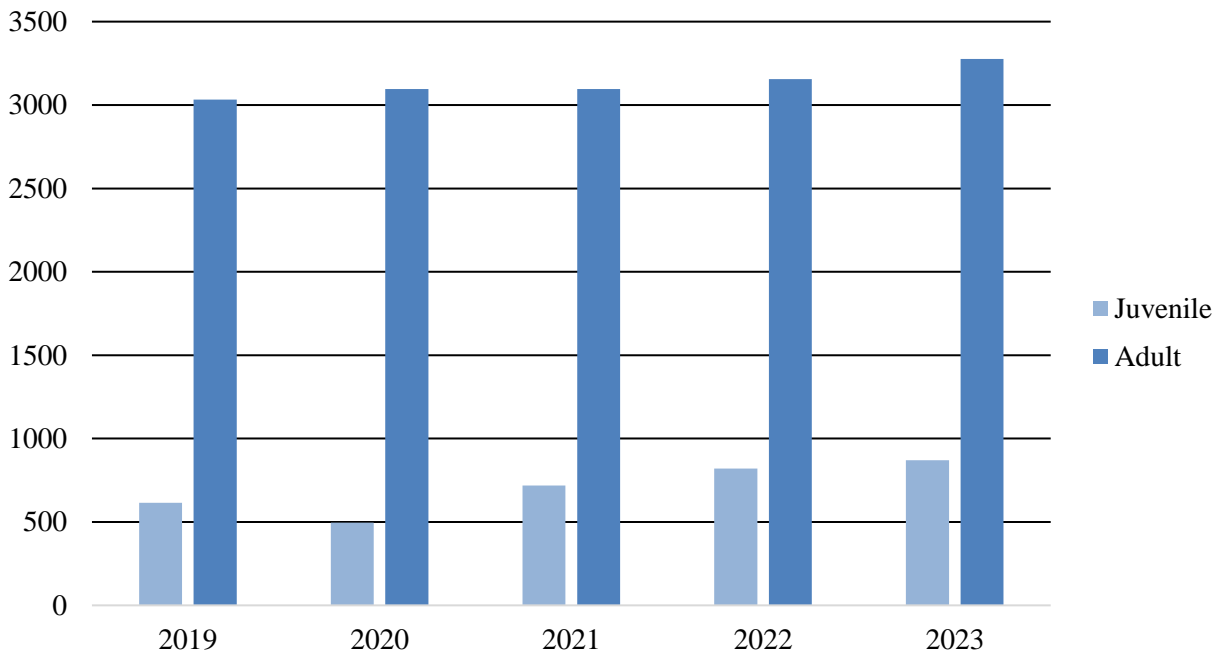
Victim Relationships 2023

Victim to Offender Relationship	Total # of Victims	% of Total Victims
Boyfriend/Girlfriend	2,125	17.3%
Acquaintance	1,915	15.6
Unknown	1,342	10.9
Otherwise Known	1,402	11.4
Victim was Offender	1,196	9.7
Stranger	1,201	9.8
Former Boyfriend/Girlfriend	756	6.2
Spouse	714	5.8
Child	588	4.8
Parent	542	4.4
Friend	435	3.5
Sibling	467	3.8
On-duty Peace Officer	409	3.3
Other Family Member	262	2.1
Neighbor	207	1.7
Ex-Spouse	136	1.1
Stepchild	71	0.6
Child of Boyfriend/Girlfriend	60	0.5
In-Law	50	0.4
Stepparent	37	0.3
Employee	32	0.3
Employer	21	0.2
Grandchild	20	0.2
Grandparent	21	0.2
Babysittee (the baby/child)	12	0.1
Stepsibling	27	0.2

Arrests for Crimes Against Persons 2019-2023

Year	Juvenile	Adult	Total
2019	614	3,033	3,647
2020	496	3,095	3,591
2021	718	3,096	3,814
2022	820	3,156	3,976
2023	870	3,277	4,147

Arrests for Crimes Against Persons By Age Group 2019-2023



Crimes Against Property

Crimes Against Property includes the offenses of Burglary, Robbery, Fraud, Destruction/Damage/Vandalism, Larceny/Theft, Motor Vehicle Theft, Arson, Counterfeit/Forgery, Embezzlement, Extortion/Blackmail, Bribery and Stolen Property Offense.

In 2023, the total number of property crimes reported was 24,171. This is a decrease of 2.4 percent from the 2022 total of 24,757.

Crimes Against Property accounted for 49 percent of the Group A offenses reported in North Dakota. The property crime rate decreased 3.0 percent from 3177.0 per 100,000 population in 2022, to 3083.3 per 100,000 in 2023.

More than \$58.7 million worth of property was reported stolen in 2023, with 28.3 percent of that amount reported as recovered by law enforcement officials.

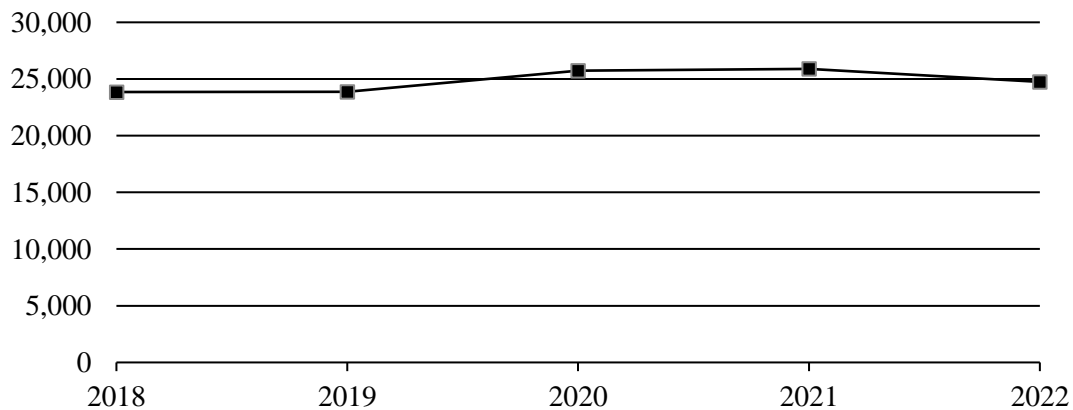
Nearly 22 percent of property crimes were cleared by arrest or exceptional means in 2023.

A total of 4,505 arrests was reported for property crimes. Of those, 18.5 percent were arrests of juveniles.

Crimes Against Property Summary

Year	Population	Property Offenses	% Change in Number from Previous Year	Rate per 100,000 Population	% Change in Rate from Previous Year	Percent Cleared
2019	762,062	23,868	0.1%	3132.0	-0.2%	23.6%
2020	765,309	25,744	7.9	3363.9	7.4	21.6
2021	774,948	25,892	0.6	3341.1	-0.7	19.7
2022	779,261	24,757	-4.4	3177.0	-4.9	22.5
2023	783,926	24,171	-2.4	3083.3	-3.0	22.9

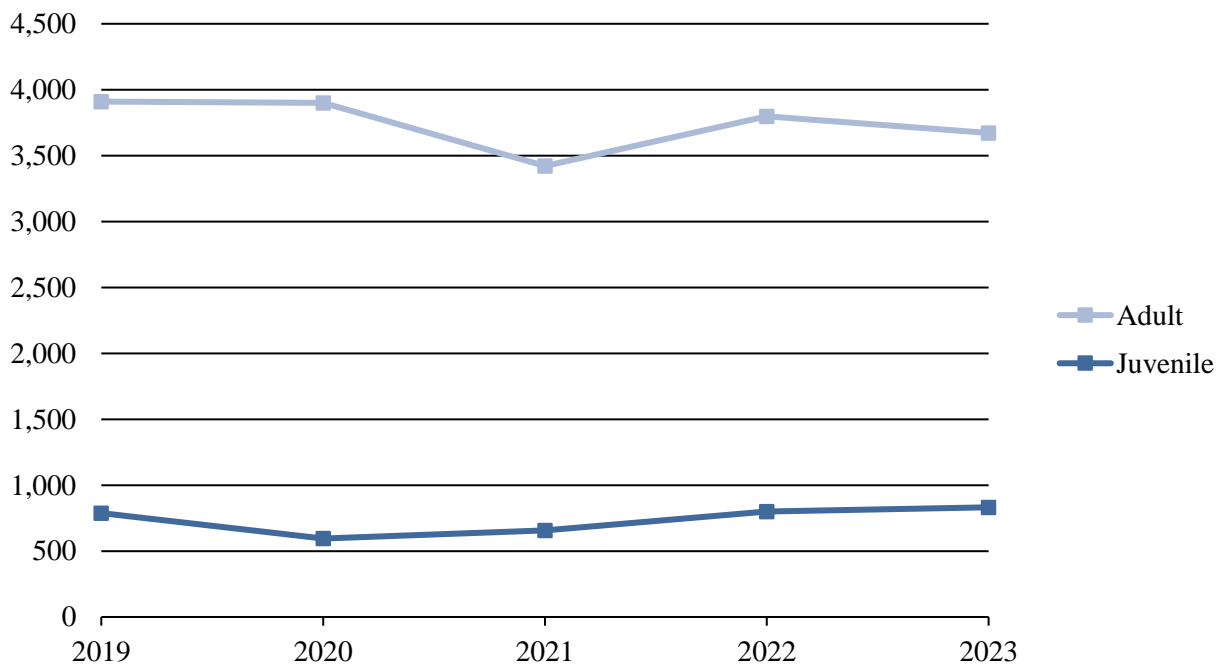
Crimes Against Property Totals, 2019-2023



Arrests for Crimes Against Property, 2019-2023

Year	Juvenile	Adult	Total
2019	788	3,910	4,698
2020	595	3,901	4,496
2021	658	3,421	4,079
2022	799	3,797	4,596
2023	832	3,673	4,505

Arrests for Crimes Against Property 2019-2023



Stolen Property Loss Due to Property Crime Offenses, 2019-2023

Year	Population	Total Stolen Property Loss	% Change from Previous Year	Property Loss per Capita	Percent Recovered
2019	762,062	\$38,826,085	-1.4%	\$50.95	33.0%
2020	765,309	38,241,145	-1.5	49.97	35.8
2021	774,948	48,795,908	27.6	62.97	30.3
2022	779,261	54,682,467	12.1	70.17	33.3
2023	783,926	58,716,828	7.4	74.9	28.3

Crimes Against Society

Crimes Against Society includes the offenses of Drug/Narcotic Violations, Drug Equipment Violations, Prostitution Offenses, Weapon Violations, Gambling Offenses and Pornography/Obscene Material.

In 2023, the total number of Crimes Against Society reported was 12,941. This is an increase of 2.1 percent from the 2022 total of 12,674.

Crimes Against Society accounted for 26 percent of the Group A offenses reported in North Dakota. The Crimes Against Society rate increased 1.5 percent from 1626.4 per 100,000 population in 2022, to 1650.8 per 100,000 in 2023.

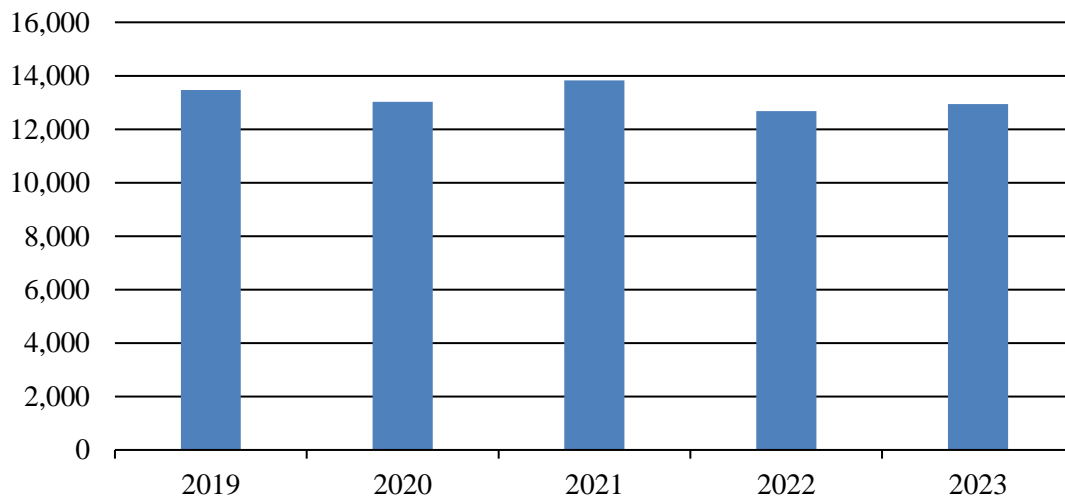
More than 76 percent of Crimes Against Society were cleared by arrest or exceptional means in 2023.

A total of 6,758 arrests were reported for Crimes Against Society. Of those, 9.7 percent were arrests of juveniles.

Crimes Against Society Summary

Year	Population	Crimes Against Society Offenses	% Change in Number from Previous Year	Rate per 100,000 Population	% Change in Rate from Previous Year	Percent Cleared
2019	762,062	13,464	-4.0%	1766.8	-4.2%	83.4%
2020	765,309	13,020	-3.3	1701.3	-3.7	77.2
2021	774,948	13,832	6.2	1784.9	4.9	74.4
2022	779,261	12,674	-8.4	1626.4	-8.9	74.3
2023	783,926	12,941	2.1	1650.8	1.5	76.1

Crimes Against Society, 2019-2023



**Crimes Against Society
By Offense Type
2019-2023**

Offense Type	2019	2020	2021	2022	2023
Animal Cruelty	100	88	120	142	132
Drug/Narcotic Violations	6,444	6,095	6,451	5,844	5,975
Drug Equipment Violations	6,087	5,961	6,284	5,675	5,946
Betting/Wagering					1
Operating/Promoting Gambling	1	6	4	1	2
Gambling Equipment Violations	1	1	1		1
Sports Tampering					
Pornography/Obscene Material	178	194	251	304	256
Prostitution	14	5	19	18	16
Prostitution Assisting/Promoting	13	12	4	13	4
Purchasing Prostitution	17	17	17	16	2
Weapon Law Violations	609	641	681	661	606

**Crimes Against Society
Arrest By Gender 2019-2023**

Year	Female	Male	Total
2019	2,418	5,524	7,942
2020	2,141	4,784	6,925
2021	2,124	4,604	6,728
2022	2,056	4,270	6,326
2023	2,272	4,486	6,758

**Crimes Against Society
Arrest By Age Group 2019-2023**

Year	Juvenile	Adult	Total
2019	492	7,450	7,942
2020	506	6,419	6,925
2021	634	6,094	6,728
2022	700	5,626	6,326
2023	600	6,158	6,758

Group B Offenses

Group B arrests include the offenses of Bad Checks, Curfew/Loitering/Vagrancy, Disorderly Conduct, Driving Under the Influence (DUI), Non-Violent Family Offenses, Liquor Law Violations, and Trespassing.

In 2023, the total number of Group B arrests reported was 14,057. This is an increase of 0.3 percent from the 2022 total of 14,017.

Group B arrests accounted for 47.7 percent of all arrests reported in North Dakota.

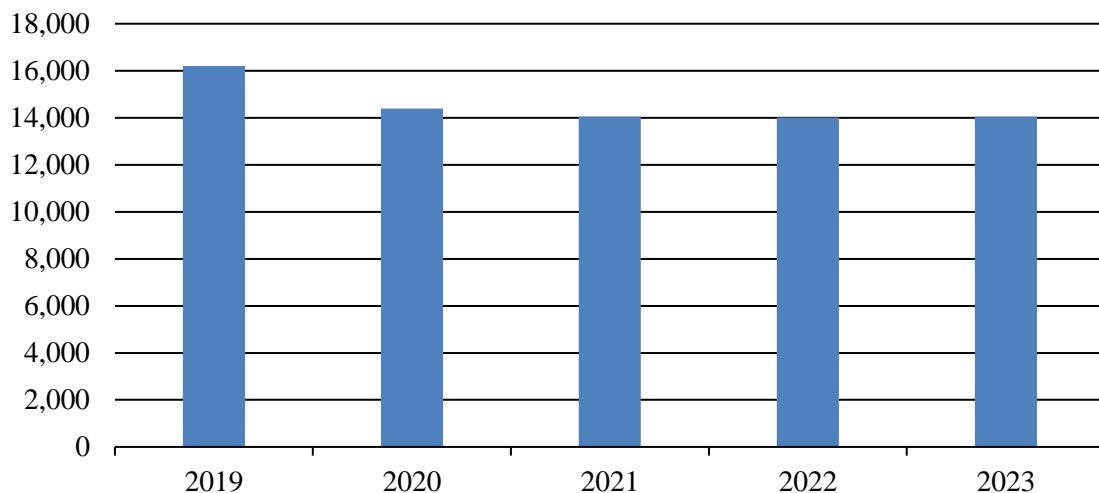
More than 71 percent of the total Group B arrests were of male in 2023.

In 2023, juvenile arrests accounted for 10.7 percent of Group B arrests.

Group B Arrests Summary

Year	Population	Group B Offenses	% Change in Number from Previous Year	Rate per 100,000 Population	% Change in Rate from Previous Year
2019	762,062	16,202	-1.8%	2126.1	-2.0%
2020	765,309	14,395	-11.2	1880.9	-11.5
2021	774,948	14,051	-2.4	1813.2	-3.6
2022	779,261	14,017	-0.2	1798.8	-0.8
2023	783,926	14,057	0.3	1793.2	-0.3

Group B Arrests Summary 2019-2023



**Group B Arrests
By Offense Type
2019-2023**

Offense Type	2019	2020	2021	2022	2023
Bad Checks*	68	20	13		
Curfew/Loitering/Vagrancy	70	174	79	103	29
Disorderly Conduct	1,738	1,139	1,312	1,275	1,053
DUI	4,828	4,175	4,040	4,215	4,329
Family-Non Violent	448	328	332	314	250
Liquor Law Violations	2,473	2,615	2,088	2,187	2,225
Peeping Tom*	1		2		
Trespass	1,026	950	910	839	895
All Other Offenses	5,550	4,994	5,275	5,084	5,276

*Offenses no longer reported as of 2022.

**Group B Arrests
By Gender 2019-2023**

Year	Female	Male	Total
2019	4,593	11,609	16,202
2020	4,178	10,217	14,395
2021	4,184	9,867	14,051
2022	3,985	10,032	14,017
2023	3,969	10,088	14,057

**Group B Arrests
By Age Group 2019-2023**

Year	Juvenile	Adult	Total
2019	2,258	13,944	16,202
2020	1,811	12,584	14,395
2021	2,047	12,004	14,051
2022	1,927	12,090	14,017
2023	1,508	12,549	14,057

ARREST ANALYSIS

Arrests in 2023

Although primarily an indication of law enforcement activity, the number of arrests reported does provide a limited profile of the perpetrators of crime, especially for those crimes that have high clearance rates. Differing arrest practices, policies, and enforcement emphasis among agencies influence the volume of arrests for various offenses, particularly those against public order such as vagrancy, disorderly conduct, and related violations. However, arrests for serious crimes, e.g., robbery or burglary, are more likely to be uniform throughout all jurisdictions across the state.

The NIBRS program requires that an arrest be counted for each separate occasion an individual is taken into custody. Although several charges may be lodged against a person at the time of the arrest, only one arrest is counted for each time the person is taken into custody.

North Dakota law enforcement agencies reported 29,467 arrests in 2023. A total of 28,915 arrests was reported in 2022.

In 2023, 13.2 percent of total arrests were arrests of juveniles. More than 69 percent of the total was arrests of males.

The total of 6,554 reported arrests for DUI and liquor law violations represents 22.2 percent of the total arrests reported in the state of North Dakota in 2023. Arrests for DUI increased from 4,215 in 2022 to 4,329 in 2023. Liquor law violation arrests increased 1.7 percent from 2,187 in 2022 to 2,225 reported in 2023.

More than 67 percent of total arrests were white; more than 17 percent were Native American.

These statistics are provided by local law enforcement agencies that contribute to the North Dakota IBR program. When available, only homicide arrest figures for reservations in the state are included in these totals. Tribal law enforcement agencies do not participate in the ND IBR program.

**Annual Comparison of Reported Arrests,
2022-2023**

Number of Arrestees	2022	2023	% Change
Crimes Against Persons			
Murder	19	22	15.8%
Negligent Manslaughter	7	7	0.0
Kidnapping/Abduction	29	30	3.4
Rape	39	56	43.6
Sodomy	3	4	33.3
Sexual Assault w/Object		1	100.0
Fondling	70	66	-5.7
Incest	2		-200.0
Statutory Rape	27	11	-59.3
Aggravated Assault	680	718	5.6
Simple Assault	2,530	2,595	2.6
Intimidation	523	569	8.8
Stalking	47	68	44.7
Commercial Sex Acts			
Involuntary Servitude			
Crimes Against Property			
Arson	38	10	-73.7
Bribery	2	2	
Burglary	357	337	-5.6
Counterfeiting/Forgery	115	118	2.6
Destruction/Damage/Vandalism	485	489	0.8
Embezzlement	34	25	-26.5
Extortion/Blackmail	5	3	-40.0
False Pretenses	410	445	8.5
Credit Card/ATM Fraud	15	11	-26.7
Impersonation	37	30	-18.9
Welfare Fraud			
Wire Fraud	2	1	-50.0
Identity Theft	70	67	-4.3
Hacking / Computer Invasion			
Motor Vehicle Theft	278	262	-5.8
Robbery	81	99	22.2
Stolen Property Offenses	272	243	-10.7
Pocket-picking	3	7	133.3
Purse-snatching		1	100.0
Shoplifting	1,392	1,530	9.9
Theft From Building	99	71	-28.3
Theft From Coin Machine	2	5	150.0
Theft From Motor Vehicle	156	127	-18.6
Theft of Motor Vehicle Parts	3	10	233.3
All Other Larceny/Theft	740	612	-17.3

**Annual Comparison of Reported Arrests,
2022-2023
Continued**

Number of Arrestees	2022	2023	% Change
Crimes Against Society			
Animal Cruelty	27	23	-14.8%
Drug/Narcotic Violations	3,721	3,928	5.6
Drug Equipment Violations	2,259	2,537	12.3
Betting/Wagering			
Gambling Equipment Violations		2	200.0
Operating/Promoting Gambling			
Sports Tampering			
Pornography/Obscene Material	63	39	-38.1
Prostitution	1		-100.0
Prostitution - Assisting/Promoting	2		-200.0
Purchasing Prostitution		1	100.0
Weapon Law Violations	253	228	-9.9
Group B Offenses			
Bad Checks			
Curfew/Loitering/Vagrancy	103	29	-71.8
Disorderly Conduct	1,275	1,053	-17.4
Driving Under the Influence	4,215	4,329	2.7
Family-Non Violent	314	250	-20.4
Liquor Law Violations	2,187	2,225	1.7
Peeping Tom			
Trespass	839	895	6.7
All Other Offenses	5,084	5,276	3.8
Total Arrests	28,915	29,467	1.9

Juvenile and Adult Arrests, 2023

Number of Arrestees	Juvenile	Adult	Total
Crimes Against Persons			
Murder	6	16	22
Negligent Manslaughter		7	7
Kidnapping/Abduction	2	28	30
Rape	11	45	56
Sodomy	2	2	4
Sexual Assault w/Object		1	1
Fondling	19	47	66
Incest			
Statutory Rape	2	9	11
Aggravated Assault	65	653	718
Simple Assault	650	1,945	2,595
Intimidation	105	464	569
Stalking	8	60	68
Commercial Sex Acts			
Involuntary Servitude			
Crimes Against Property			
Arson	2	8	10
Bribery		2	2
Burglary	52	285	337
Counterfeiting/Forgery	2	116	118
Destruction/Damage/Vandalism	159	330	489
Embezzlement	2	23	25
Extortion/Blackmail		3	3
False Pretenses	27	418	445
Credit Card/ATM Fraud	1	10	11
Impersonation	2	28	30
Welfare Fraud			
Wire Fraud		1	1
Identity Theft	5	62	67
Hacking / Computer Invasion			
Motor Vehicle Theft	47	215	262
Robbery	29	70	99
Stolen Property Offenses	20	223	243
Pocket-picking	4	3	7
Purse-snatching	1	0	1
Shoplifting	351	1,179	1,530
Theft From Building	9	62	71
Theft From Coin Machine	1	4	5
Theft From Motor Vehicle	31	96	127
Theft of Motor Vehicle Parts	1	9	10
All Other Larceny/Theft	86	526	612

**Juvenile and Adult Arrests
By Offense, 2023
Continued**

Number of Arrestees	Juvenile	Adult	Total
Crimes Against Society			
Animal Cruelty		23	23
Drug/Narcotic Violations	385	3,543	3,928
Drug Equipment Violations	180	2,357	2,537
Betting/Wagering			
Gambling Equipment Violations		2	2
Operating/Promoting Gambling			
Sports Tampering			
Pornography/Obscene Material	11	28	39
Prostitution			
Prostitution - Assisting/Promoting			
Purchasing Prostitution		1	1
Weapon Law Violations	24	204	228
Group B Offenses			
Curfew/Loitering/Vagrancy	29		29
Disorderly Conduct	376	677	1,053
Driving Under the Influence	43	4,286	4,329
Family-Non Violent	135	115	250
Liquor Law Violations	368	1,857	2,225
Trespass	60	835	895
All Other Offenses	497	4,779	5,276
Total Arrests	3,810	25,657	29,467

Arrests by Gender, 2023

Number of Arrestees	Female	Male	Total
Crimes Against Persons			
Murder	1	21	22
Negligent Manslaughter	1	6	7
Kidnapping/Abduction	3	27	30
Rape	3	53	56
Sodomy		4	4
Sexual Assault w/Object		1	1
Fondling	1	65	66
Incest			
Statutory Rape	2	9	11
Aggravated Assault	132	586	718
Simple Assault	1,037	1,558	2,595
Intimidation	87	482	569
Stalking	19	49	68
Commercial Sex Acts			
Involuntary Servitude			
Crimes Against Property			
Arson	6	4	10
Bribery		2	2
Burglary	73	264	337
Counterfeiting/Forgery	30	88	118
Destruction/Damage/Vandalism	108	381	489
Embezzlement	12	13	25
Extortion/Blackmail	1	2	3
False Pretenses	151	294	445
Credit Card/ATM Fraud	6	5	11
Impersonation	7	23	30
Welfare Fraud			
Wire Fraud	1		1
Identity Theft	27	40	67
Hacking / Computer Invasion			
Motor Vehicle Theft	76	186	262
Robbery	25	74	99
Stolen Property Offenses	57	186	243
Pocket-picking		7	7
Purse-snatching		1	1
Shoplifting	738	792	1,530
Theft From Building	24	47	71
Theft From Coin Machine	3	2	5
Theft From Motor Vehicle	20	107	127
Theft of Motor Vehicle Parts	3	7	10
All Other Larceny/Theft	201	411	612

Arrests by Gender, 2023
Continued

Number of Arrestees	Female	Male	Total
Crimes Against Society			
Animal Cruelty	8	15	23
Drug/Narcotic Violations	1,280	2,648	3,928
Drug Equipment Violations	956	1,581	2,537
Betting/Wagering			
Gambling Equipment Violations		2	2
Operating/Promoting Gambling			
Sports Tampering			
Pornography/Obscene Material	3	36	39
Prostitution			
Prostitution - Assisting/Promoting			
Purchasing Prostitution		1	1
Weapon Law Violations	25	203	228
Group B Offenses			
Bad Checks			
Curfew/Loitering/Vagrancy	13	16	29
Disorderly Conduct	283	770	1,053
Driving Under the Influence	1,062	3,267	4,329
Family-Non Violent	131	119	250
Liquor Law Violations	706	1,519	2,225
Peeping Tom			
Trespass	239	656	895
All Other Offenses	1,535	3,741	5,276
Total Arrests	9,096	20,371	29,467

Arrests by Race, 2023

Number of Arrestees	White	African American	Amer. Indian/Alaskan Native	Asian/Pacific Islander	Native Hawaiian	Unk	Total
Crimes Against Persons							
Murder	8	5	9				22
Negligent Manslaughter	6			1			7
Kidnapping/Abduction	17	7	6				30
Rape	38	9	6	2		1	56
Sodomy	3	1					4
Sexual Assault w/Object		1					1
Fondling	55	7	3			1	66
Incest							
Statutory Rape	8	1	1			1	11
Aggravated Assault	420	138	139	3		18	718
Simple Assault	1,598	409	512	28	2	46	2,595
Intimidation	369	86	98	6		10	569
Stalking	51	5	6	2		4	68
Commercial Sex Acts							
Involuntary Servitude							
Crimes Against Property							
Arson	8		2				10
Bribery	2						2
Burglary	217	34	83			3	337
Counterfeiting/Forgery	86	21	9			2	118
Destruction/Damage/Vandalism	324	47	103	2		13	489
Embezzlement	17	6	1	1			25
Extortion/Blackmail	1	2					3
False Pretenses	265	67	99	2	2	10	445
Credit Card/ATM Fraud	8	2		1			11
Impersonation	19	7	2			2	30
Welfare Fraud							
Wire Fraud	1						1
Identity Theft	42	10	11			4	67
Hacking / Computer Invasion							
Motor Vehicle Theft	169	29	62	1		1	262
Robbery	39	35	24	1			99
Stolen Property Offenses	147	29	66			1	243
Pocket-picking	6		1				7
Purse-snatching		1					1
Shoplifting	1,007	158	332	12	2	19	1,530
Theft From Building	44	6	20			1	71
Theft From Coin Machine	3	1	1				5

Arrests by Race, 2023
Continued

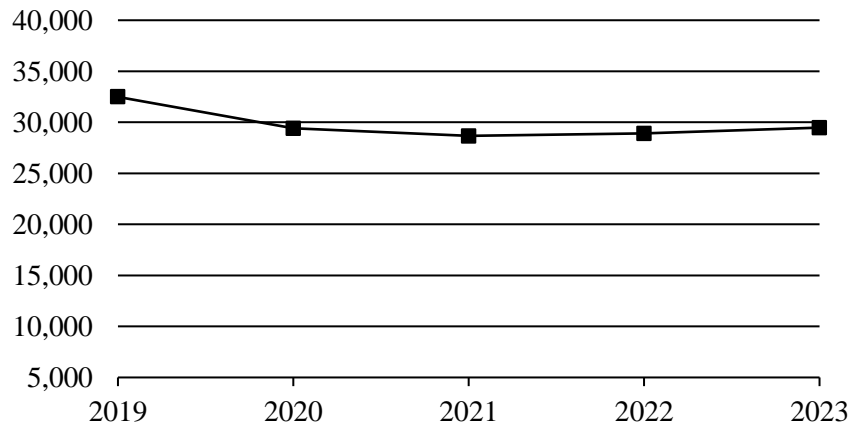
Number of Arrestees	White	African American	Amer. Indian/Alaskan Native	Asian/Pacific Islander	Native Hawaiian	Unk	Total
Crimes Against Property – cont.							
Theft From Motor Vehicle	68	13	46				127
Theft of Motor Vehicle Parts	9	1					10
All Other Larceny/Theft	418	64	112	5	2	11	612
Crimes Against Society							
Animal Cruelty	17	2	3			1	23
Drug/Narcotic Violations	2,574	589	654	20	3	88	3,928
Drug Equipment Violations	1,622	249	602	6	2	56	2,537
Betting/Wagering							
Gambling Equipment Violations	2						2
Operating/Promoting Gambling							
Sports Tampering							
Pornography/Obscene Material	26	8	4			1	39
Prostitution							
Prostitution - Assisting/Promoting							
Purchasing Prostitution	1						1
Weapon Law Violations	155	36	32			5	228
Group B Offenses							
Bad Checks							
Curfew/Loitering/Vagrancy	20	3	5			1	29
Disorderly Conduct	662	159	199	14	4	15	1,053
Driving Under the Influence	3,351	342	405	41		188	4,329
Family-Non Violent	157	29	56	3		5	250
Liquor Law Violations	1,658	158	341	12	3	53	2,225
Peeping Tom							
Trespass	506	139	236	2		12	895
All Other Offenses	3,680	681	796	30	1	88	5,276
Total Arrests	19,904	3,597	5,087	195	23	661	29,467

Arrests 2019-2023

Arrest Summary 2019-2023

Year	Population	Arrest Total	% Change from Previous Year	Rate per 100,000 Pop.
2019	762,062	32,489	-1.7%	4263.3%
2020	765,309	29,407	-9.5	3842.5
2021	774,948	28,672	-2.5	3699.9
2022	779,261	28,915	0.9	3710.6
2023	783,926	29,467	1.9	3759.0

Arrest Totals, 2019-2023



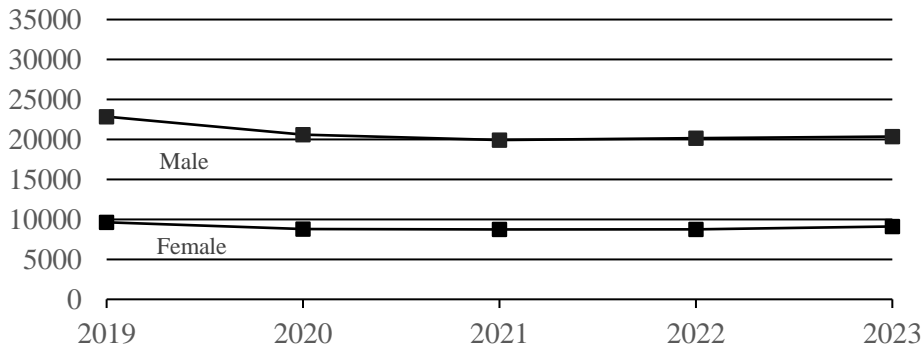
Arrests By Age Group 2019-2023

Age Group	2019	2020	2021	2022	2023
Under 10	39	6	4	11	6
10 - 17	4,113	3,402	4,053	4,235	3,804
18 - 24	7,352	6,751	5,957	5,771	5,926
25 - 34	10,215	9,482	8,628	8,471	8,426
35 - 44	6,005	5,612	5,767	6,047	6,472
45 - 54	3,013	2,537	2,571	2,595	2,930
55 - 64	1,455	1,305	1,352	1,406	1,468
65 and over	297	312	340	378	435

Arrests By Gender, 2019-2023

Year	Male	% of Total	Female	% of Total	Total
2019	22,853	70.3%	9,636	29.7%	32,489
2020	20,614	70.1	8,793	29.9	29,407
2021	19,928	69.5	8,744	30.5	28,672
2022	20,159	69.7	8,756	30.3	28,915
2023	20,371	69.1	9,096	30.9	29,467

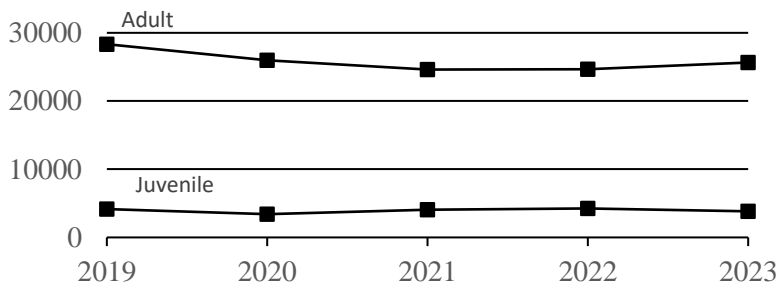
Arrests By Gender, 2019-2023



Juvenile and Adult Arrests 2019-2023

Year	Juvenile	Percent of Total	Adult	Percent of Total	Total
2019	4,152	12.8%	28,337	87.2%	32,489
2020	3,408	11.6	25,999	88.4	29,407
2021	4,057	14.1	24,615	85.9	28,672
2022	4,246	14.7	24,669	85.3	28,915
2023	3,810	12.9	25,657	87.1	29,467

Juvenile and Adult Arrests 2019-2023



Arrests by Offense, 2019-2023

Number of Arrestees	2019	2020	2021	2022	2023
Crimes Against Persons					
Murder	21	29	15	19	22
Negligent Manslaughter	3	4	4	7	7
Kidnapping/Abduction	25	25	24	29	30
Rape	54	39	46	39	56
Sodomy	7	8	5	3	4
Sexual Assault w/Object	1	1			1
Fondling	72	60	66	70	66
Incest	2	2		2	
Statutory Rape	19	21	21	27	11
Aggravated Assault	615	644	638	680	718
Simple Assault	2,345	2,243	2,439	2,530	2,595
Intimidation	451	483	507	523	569
Stalking	32	32	49	47	68
Commercial Sex Acts					
Involuntary Servitude					
Crimes Against Property					
Arson	21	18	34	38	10
Bribery	2			2	2
Burglary	310	341	323	357	337
Counterfeiting/Forgery	161	165	109	115	118
Destruction/Damage/Vandalism	501	478	513	485	489
Embezzlement	49	36	28	34	25
Extortion/Blackmail		6	1	5	3
False Pretenses	271	370	412	410	445
Credit Card/ATM Fraud	37	18	11	15	11
Impersonation	64	80	41	37	30
Welfare Fraud			1		
Wire Fraud		2	2	2	1
Identity Theft	55	58	80	70	67
Hacking / Computer Invasion			1		
Motor Vehicle Theft	235	282	226	278	262
Robbery	63	63	54	81	99
Stolen Property Offenses	305	339	344	272	243
Pocket-picking		1	5	3	7
Purse-snatching	1		1		1
Shoplifting	1,659	1,382	1,047	1,392	1,530
Theft From Building	122	83	66	99	71
Theft From Coin Machine	2		1	2	5
Theft From Motor Vehicle	123	139	154	156	127
Theft of Motor Vehicle Parts	2	6	7	3	10
All Other Larceny/Theft	715	629	618	740	612

Arrests by Offense, 2019-2023
Continued

Number of Arrestees	2019	2020	2021	2022	2023
Crimes Against Society					
Animal Cruelty	22	10	23	27	23
Drug/Narcotic Violations	5,009	4,262	4,201	3,721	3,928
Drug Equipment Violations	2,547	2,328	2,200	2,259	2,537
Betting/Wagering					
Gambling Equipment Violations					2
Operating/Promoting Gambling	2		2		
Sports Tampering					
Pornography/Obscene Material	38	31	45	63	39
Prostitution	14	4	2	1	
Prostitution - Assisting/Promoting	5	7	1	2	
Purchasing Prostitution		3	3		1
Weapon Law Violations	305	280	251	253	228
Group B Offenses					
Bad Checks	68	20	13		
Curfew/Loitering/Vagrancy	70	174	79	103	29
Disorderly Conduct	1,738	1,139	1,312	1,275	1,053
Driving Under the Influence	4,828	4,175	4,040	4,215	4,329
Family-Non Violent	448	328	332	314	250
Liquor Law Violations	2,473	2,615	2,088	2,187	2,225
Peeping Tom	1		2		
Trespass	1,026	950	910	839	895
All Other Offenses	5,550	4,994	5,275	5,084	5,276
Total Arrests	32,489	29,407	28,672	28,915	29,467

Juvenile Arrests by Offense, 2019-2023

Number of Arrestees	2019	2020	2021	2022	2023
Crimes Against Persons					
Murder	2			1	6
Negligent Manslaughter			1		
Kidnapping/Abduction	1	1	1		2
Rape	4	8	13	11	11
Sodomy	2	4	1	1	2
Sexual Assault w/Object					
Fondling	30	21	22	24	19
Incest					
Statutory Rape	1	5	2	4	2
Aggravated Assault	51	45	52	66	65
Simple Assault	441	333	502	613	650
Intimidation	78	75	122	91	105
Stalking	4	4	2	9	8
Commercial Sex Acts					
Involuntary Servitude					
Crimes Against Property					
Arson	8	4	4	10	2
Bribery					
Burglary	69	49	42	48	52
Counterfeiting/Forgery	4	8		7	2
Destruction/Damage/Vandalism	183	155	194	162	159
Embezzlement	5	3	1	10	2
Extortion/Blackmail		2	1		
False Pretenses	5	21	13	15	27
Credit Card/ATM Fraud	6	2	2	2	1
Impersonation	1	5	5	1	2
Welfare Fraud					
Wire Fraud		2			
Identity Theft	2	1	6	3	5
Hacking / Computer Invasion					
Motor Vehicle Theft	59	62	51	68	47
Robbery	7	7	2	17	29
Stolen Property Offenses	16	36	36	29	20
Pocket-picking					4
Purse-snatching					1
Shoplifting	237	135	145	229	351
Theft From Building	27	13	14	22	9
Theft From Coin Machine	1				1
Theft From Motor Vehicle	30	31	28	27	31
Theft of Motor Vehicle Parts		1	1	1	1
All Other Larceny/Theft	128	58	113	148	86

Juvenile Arrests by Offense, 2019-2023
Continued

Number of Arrestees	2019	2020	2021	2022	2023
Crimes Against Society					
Animal Cruelty			1	2	
Drug/Narcotic Violations	332	324	453	458	385
Drug Equipment Violations	124	156	140	186	180
Betting/Wagering					
Gambling Equipment Violations					
Operating/Promoting Gambling					
Sports Tampering					
Pornography/Obscene Material	14	13	24	28	11
Prostitution					
Prostitution - Assisting/Promoting				1	
Purchasing Prostitution					
Weapon Law Violations	22	13	16	25	24
Group B Offenses					
Bad Checks					
Curfew/Loitering/Vagrancy	69	170	79	103	29
Disorderly Conduct	740	429	654	608	376
Driving Under the Influence	23	48	32	38	43
Family-Non Violent	299	230	211	191	135
Liquor Law Violations	410	449	334	321	368
Peeping Tom			1		
Trespass	37	34	61	46	60
All Other Offenses	680	451	675	620	497
Total Arrests	4,152	3,408	4,057	4,246	3,810

Juvenile Arrests
By Gender 2019-2023

Year	Male	% of Total	Female	% of Total	Total
2019	2,622	63.2%	1,530	36.8%	4,152
2020	2,027	59.5	1,381	40.5	3,408
2021	2,478	61.7	1,579	38.9	4,057
2022	2,679	63.1	1,567	36.9	4,246
2023	2,289	60.1	1,521	39.9	3,810

Adult Arrests by Offense, 2019-2023

Number of Arrestees	2019	2020	2021	2022	2023
Crimes Against Persons					
Murder	19	29	15	18	16
Negligent Manslaughter	3	4	3	7	7
Kidnapping/Abduction	24	24	23	29	28
Rape	50	31	33	28	45
Sodomy	5	4	4	2	2
Sexual Assault w/Object	1	1			1
Fondling	42	39	44	46	47
Incest	2	2		2	
Statutory Rape	18	16	19	23	9
Aggravated Assault	564	599	586	614	653
Simple Assault	1,904	1,910	1,937	1,917	1,945
Intimidation	373	408	385	432	464
Stalking	28	28	47	38	60
Commercial Sex Acts					
Involuntary Servitude					
Crimes Against Property					
Arson	13	14	30	28	8
Bribery	2			2	2
Burglary	241	292	281	309	285
Counterfeiting/Forgery	157	157	109	108	116
Destruction/Damage/Vandalism	318	323	319	323	330
Embezzlement	44	33	27	24	23
Extortion/Blackmail		4		5	3
False Pretenses	266	349	399	395	418
Credit Card/ATM Fraud	31	16	9	13	10
Impersonation	63	75	36	36	28
Welfare Fraud			1		
Wire Fraud			2	2	1
Identity Theft	53	57	74	67	62
Hacking/Computer Invasion			1		
Motor Vehicle Theft	176	220	175	210	215
Robbery	56	56	52	64	70
Stolen Property Offenses	289	303	308	243	223
Pocket-picking		1	5	3	3
Purse-snatching	1		1		
Shoplifting	1,422	1,247	902	1,163	1,179
Theft From Building	95	70	52	77	62
Theft From Coin Machine	1		1	2	4
Theft From Motor Vehicle	93	108	126	129	96
Theft of Motor Vehicle Parts	2	5	6	2	9
All Other Larceny/Theft	587	571	505	592	526

Adult Arrests by Offense, 2019-2023
Continued

Number of Arrestees	2019	2020	2021	2022	2023
Crimes Against Society					
Animal Cruelty	22	10	22	25	23
Drug/Narcotic Violations	4,677	3,938	3,748	3,263	3,543
Drug Equipment Violations	2,423	2,172	2,060	2,073	2,357
Betting/Wagering					
Gambling Equipment Violations					2
Operating/Promoting Gambling	2		2		
Sports Tampering					
Pornography/Obscene Material	24	18	21	35	28
Prostitution	14	4	2	1	
Prostitution - Assisting/Promoting	5	7	1	1	
Purchasing Prostitution		3	3		1
Weapon Law Violations	283	267	235	228	204
Group B Offenses					
Bad Checks	68	20	13		
Curfew/Loitering/Vagrancy	1	4			
Disorderly Conduct	998	710	658	667	677
Driving Under the Influence	4,805	4,127	4,008	4,177	4,286
Family-Non Violent	149	98	121	123	115
Liquor Law Violations	2,063	2,166	1,754	1,866	1,857
Peeping Tom	1		1		
Trespass	989	916	849	793	835
All Other Offenses	4,870	4,543	4,600	4,464	4,779
Total Arrests	28,337	25,999	24,615	24,669	25,657

Adult Arrests
By Gender, 2019-2023

Year	Male	% of Total	Female	% of Total	Total
2019	20,231	71.4%	8,106	28.6%	28,337
2020	18,587	71.5	7,412	28.5	25,999
2021	17,450	70.9	7,165	29.1	24,615
2022	17,480	70.9	7,189	29.1	24,669
2023	18,082	70.5	7,575	29.5	25,657

Drug/Narcotics Violation Analysis

Drug/Narcotic Violations offenses increased by 2.2 percent from a total of 5,844 in 2022 to 5,975 in 2023.

Marijuana accounted for nearly 47 percent of the drug types for 2023.

Drug/Narcotic Violations arrests increased by 5.6 percent from a total of 3,721 in 2022 to 3,928 in 2023. The arrest totals shown should not be interpreted as the number of individuals arrested for drug offenses because it is possible that some individuals may have been arrested on more than one occasion for this offense.

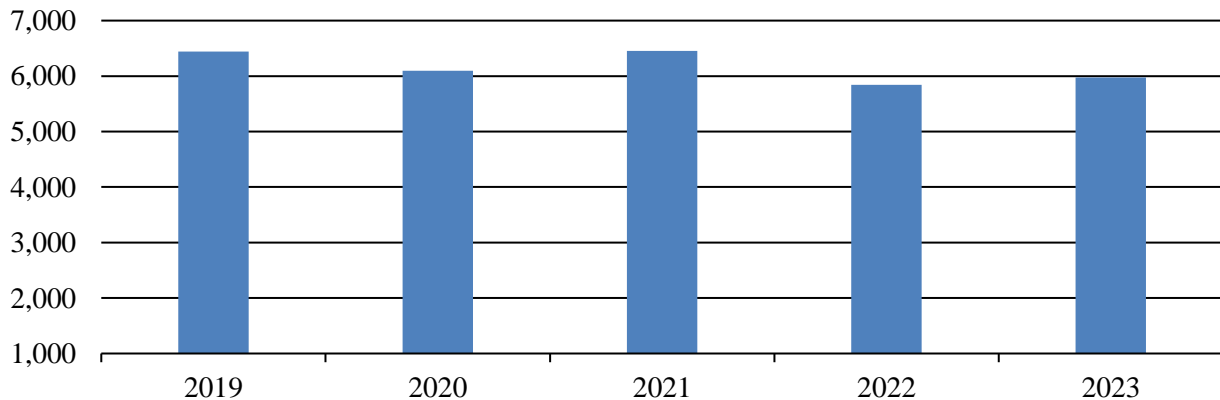
More than 67 percent of drug arrests in 2023 were arrests of males.

Juveniles (persons under the age of 18) comprised 9.8 percent of the total in 2023.

Drug/Narcotic Violations Offense Totals 2019-2023

Year	Total	% Change from Previous Year
2019	6,444	-6.4%
2020	6,095	-5.4
2021	6,451	5.8
2022	5,844	-9.4
2023	5,975	2.2

Drug/Narcotic Violations Offense Totals 2019-2023



**Drug Types Seized in
Drug/Narcotic Violations*
2019-2023**

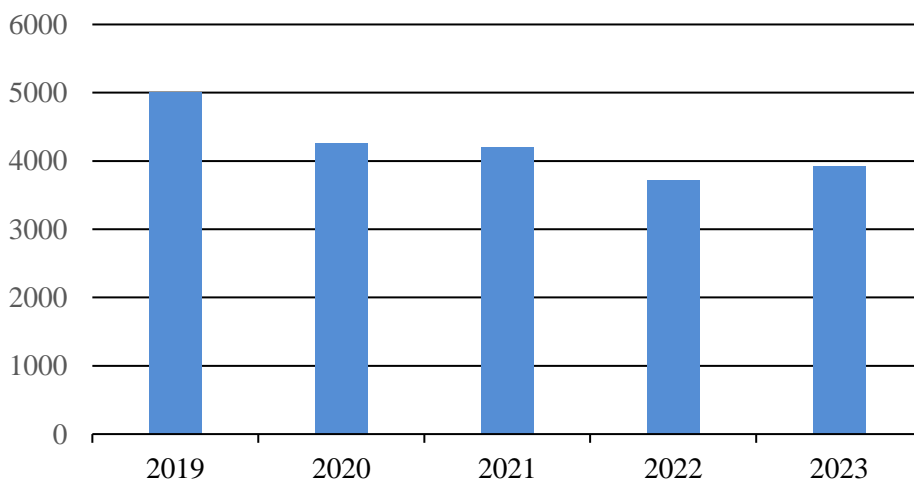
Drug Type	2019	2020	2021	2022	2023
Hashish	126	137	198	116	82
Marijuana	3,651	3,391	3,463	3,206	3,202
Crack Cocaine	16	15	15	31	14
Cocaine	110	116	99	123	129
Heroin	325	355	296	93	56
Morphine	14	11	11	2	8
Opium	29	25	85	118	120
Other Narcotics	290	274	291	347	476
Barbiturates	6	11	16	10	3
Other Depressants	81	109	149	128	143
Amphetamines/Methamphetamines	2,498	2,215	2,410	1,880	1,924
Other Stimulants	45	43	60	44	53
LSD	25	38	29	13	9
PCP			1	1	2
Other Hallucinogens	111	109	124	53	107
Other Drugs	253	271	345	473	441
Unknown Type Drug	166	143	180	129	72

*Up to 3 drug types may be selected for each incident.

**Arrests for Drug/Narcotic Violations Offense
2019-2023**

Year	Total	% Change from Previous Year
2019	5,009	-8.2%
2020	4,262	-14.9
2021	4,201	-1.4
2022	3,721	-11.4
2023	3,928	5.6

**Arrests for Drug/Narcotic Violations Offense
2019-2023**



**Drug/Narcotic Violations Arrests
By Gender, 2019-2023**

Year	Male	Percent of Total	Female	Percent of Total	Total
2019	3,470	69.3%	1,539	30.7%	5,009
2020	2,938	68.9	1,324	31.1	4,262
2021	2,890	68.8	1,311	31.2	4,201
2022	2,496	67.1	1,225	32.9	3,721
2023	2,648	67.4	1,280	32.6	3,928

**Drug/Narcotic Violations Arrests
By Age Category, 2019-2023**

Year	Juvenile	Percent of Total	Adult	Percent of Total	Total
2019	332	6.6%	4,677	93.4%	5,009
2020	324	7.6	3,938	92.4	4,262
2021	453	10.8	3,748	89.2	4,201
2022	458	12.3	3,263	87.7	3,721
2023	385	9.8	3,543	90.2	3,928

**Drug/Narcotic Violations Arrests
By Age Group, 2019-2023**

Age Group	2019	2020	2021	2022	2023
10 - 17	332	324	453	458	385
18 - 24	1,382	1,164	965	789	834
25 - 34	1,735	1,475	1,369	1,148	1,173
35 - 44	922	806	861	791	918
45 - 54	419	326	353	341	400
55 - 64	197	147	167	160	183
65 and over	22	20	33	34	35

DUI Analysis

Reported DUI arrests increased 2.7 percent from 4,215 in 2022 to 4,329 in 2023. The arrest totals should not be interpreted as the number of individuals arrested for DUI offenses because it is possible that some individuals may have been arrested on more than one occasion.

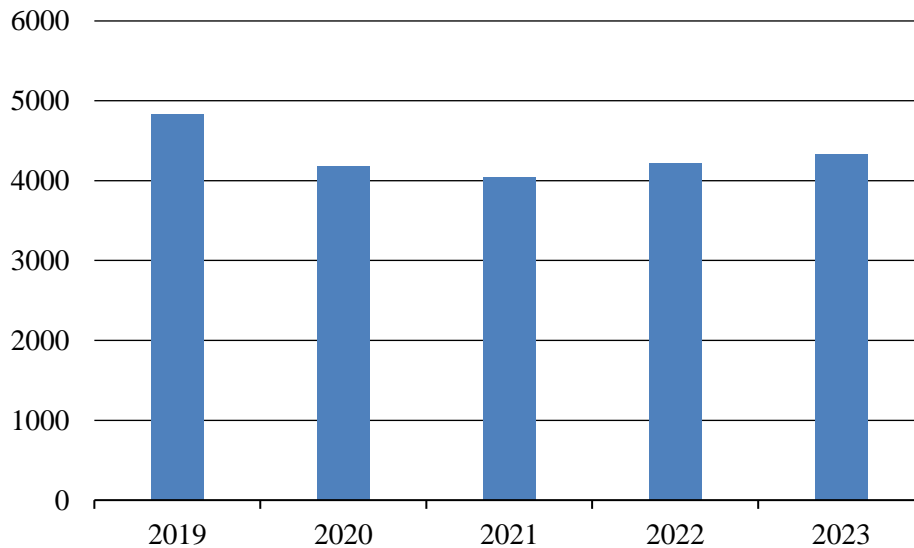
Over seventy-five percent of the DUI arrests in 2023 were arrests of males.

Juveniles, persons under the age of 18, made up 1.0 percent of the total in 2023.

DUI Arrests 2019-2023

Year	DUI Arrests Reported	Percent Change from Previous Year
2019	4,828	-6.2%
2020	4,175	-13.5
2021	4,040	-3.2
2022	4,215	4.3
2023	4,329	2.7

DUI Arrests 2019-2023



**DUI Arrests
By Gender, 2019-2023**

Year	Male	Percent of Total	Female	Percent of Total	Total
2019	3,727	77.2%	1,101	22.8%	4,828
2020	3,148	75.4	1,027	24.6	4,175
2021	3,047	75.4	993	24.6	4,040
2022	3,202	76.0	1,013	24.0	4,215
2023	3,267	75.5	1,062	24.5	4,329

**DUI Arrests
By Age Category, 2019-2023**

Year	Juvenile	Percent of Total	Adult	Percent of Total	Total
2019	23	0.5%	4,805	99.5%	4,828
2020	48	1.1	4,127	98.9	4,175
2021	32	0.8	4,008	99.2	4,040
2022	38	0.9	4,177	99.1	4,215
2023	43	1.0	4,286	99.0	4,329

**DUI Arrests
By Age Group, 2019-2023**

Age Group	2019	2020	2021	2022	2023
10 - 17	23	48	32	38	43
18 - 24	946	916	861	832	809
25 - 34	1,696	1,435	1,277	1,375	1,418
35 - 44	1,002	890	943	1,001	1,024
45 - 54	682	463	503	521	572
55 - 64	384	324	314	340	330
65 and over	95	99	110	108	133

REPORTING SHERIFF'S OFFICES

Adams County Sheriff's Office – 2023

2023 Population Estimate		2,092	Offenses (*)		Arrests (**)	
Offense Overview			Reported	Cleared	Adult	Juvenile
Offense Total	36		Group A Offenses			
Number Cleared	14		Crimes Against Persons (***)			
Percent Cleared	38.89%		Murder and Nonnegligent Manslaughter	0	0	0
Group A Crimes per 100,000 population	1,720.8		Negligent Manslaughter	0	0	0
			Aggravated Assault	2	0	0
			Simple Assault	5	2	2
			Intimidation	1	0	0
			Stalking	1	0	0
			Kidnapping/Abduction	0	0	0
			Rape	0	0	0
			Sodomy	0	0	0
			Sexual Assault <u>With</u> An Object	0	0	0
			Fondling	3	0	0
			Incest	0	0	0
			Statutory Rape	1	0	0
			Commercial Sex Acts	0	0	0
			Involuntary Servitude	0	0	0
			Crimes Against Property			
			Arson	0	0	0
			Bribery	0	0	0
			Burglary/Breaking & Entering	0	0	0
			Counterfeiting/Forgery	0	0	0
			Destruction/Damage/Vandalism of Property	2	1	0
			Embezzlement	0	0	0
			Extortion/Blackmail	0	0	0
			False Pretenses/Swindle/Confidence Game	5	2	1
			Credit Card/Automated Teller Machine Fraud	0	0	0
			Impersonation	0	0	0
			Welfare Fraud	0	0	0
			Wire Fraud	0	0	0
			Identity Theft	0	0	0
			Hacking/Computer Invasion	0	0	0
			Robbery	0	0	0
			Pocket-picking	0	0	0
			Purse-snatching	0	0	0
			Shoplifting	0	0	0
			Theft From Building	0	0	0
			Theft From Coin Operated Machine or Device	0	0	0
			Theft From Motor Vehicle	0	0	0
			Theft of Motor Vehicle Parts/Accessories	1	0	0
			All Other Larceny	1	0	0
			Motor Vehicle Theft	0	0	0
			Stolen Property Offenses	1	1	1
			Crimes Against Society			
			Drug/Narcotic Violations	6	4	2
			Drug Equipment Violations	5	2	0
			Betting/Wagering	0	0	0
			Operating/Promoting/Assisting Gambling	0	0	0
			Gambling Equipment Violations	0	0	0
			Sports Tampering	0	0	0
			Pornography/Obscene Material	0	0	0
			Prostitution	0	0	0
			Assisting or Promoting Prostitution	0	0	0
			Purchasing Prostitution	0	0	0
			Weapon Law Violations	2	2	1
			Animal Cruelty	0	0	0
			Total Group A Offenses	36	14	7
			Group B Arrests			
			Adult	Juvenile		
			Curfew/Loitering/Vagrancy Violations	0	0	
			Disorderly Conduct	0	0	
			Driving Under the Influence	5	0	
			Family Offenses (Nonviolent)	0	0	
			Liquor Law Violations	0	0	
			Trespass of Real Property	1	0	
			All Other Offenses	0	0	
			Total Group B	6	0	

(*) Offenses are counted using the FBI Units of Count for Crime
 (**) The 'Arrests' column shows arrests made during the selected period, regardless of incident date. Arrest counts may be higher than incident counts.
 (***) Negligent Manslaughter now includes the killing of another person associated with driving under the influence, distracted driving (using a cell or smartphone), and reckless driving fatalities.

Benson County Sheriff's Office – 2023*

2023 Population Estimate		5,725		Offenses (*)		Arrests (**)	
Offense Overview				Reported	Cleared	Adult	Juvenile
Offense Total	44	Group A Offenses					
Number Cleared	25	Crimes Against Persons (***)					
Percent Cleared	56.82%	Murder and Nonnegligent Manslaughter	0	0	0	0	
Group A Crimes per 100,000 population	768.6	Negligent Manslaughter	0	0	0	0	
		Aggravated Assault	0	0	0	0	
		Simple Assault	8	5	5	0	
		Intimidation	4	2	1	0	
		Stalking	0	0	0	0	
		Kidnapping/Abduction	0	0	0	0	
		Rape	0	0	0	0	
		Sodomy	0	0	0	0	
		Sexual Assault <u>With</u> An Object	0	0	0	0	
		Fondling	0	0	0	0	
		Incest	0	0	0	0	
		Statutory Rape	0	0	0	0	
		Commercial Sex Acts	0	0	0	0	
		Involuntary Servitude	0	0	0	0	
		Crimes Against Property					
		Arson	0	0	0	0	
		Bribery	0	0	0	0	
		Burglary/Breaking & Entering	0	0	0	0	
		Counterfeiting/Forgery	0	0	0	0	
		Destruction/Damage/Vandalism of Property	5	3	3	0	
		Embezzlement	0	0	0	0	
		Extortion/Blackmail	0	0	0	0	
		False Pretenses/Swindle/Confidence Game	2	2	2	0	
		Credit Card/Automated Teller Machine Fraud	0	0	0	0	
		Impersonation	0	0	0	0	
		Welfare Fraud	0	0	0	0	
		Wire Fraud	0	0	0	0	
		Identity Theft	0	0	0	0	
		Hacking/Computer Invasion	0	0	0	0	
		Robbery	0	0	0	0	
		Pocket-picking	0	0	0	0	
		Purse-snatching	0	0	0	0	
		Shoplifting	0	0	0	0	
		Theft From Building	0	0	0	0	
		Theft From Coin Operated Machine or Device	0	0	0	0	
		Theft From Motor Vehicle	0	0	0	0	
		Theft of Motor Vehicle Parts/Accessories	0	0	0	0	
		All Other Larceny	4	0	0	0	
		Motor Vehicle Theft	5	1	1	0	
		Stolen Property Offenses	1	1	0	0	
		Crimes Against Society					
		Drug/Narcotic Violations	10	8	9	0	
		Drug Equipment Violations	5	3	2	0	
		Betting/Wagering	0	0	0	0	
		Operating/Promoting/Assisting Gambling	0	0	0	0	
		Gambling Equipment Violations	0	0	0	0	
		Sports Tampering	0	0	0	0	
		Pornography/Obscene Material	0	0	0	0	
		Prostitution	0	0	0	0	
		Assisting or Promoting Prostitution	0	0	0	0	
		Purchasing Prostitution	0	0	0	0	
		Weapon Law Violations	0	0	0	0	
		Animal Cruelty	0	0	0	0	
		Total Group A Offenses	44	25	23	0	

Domestic Incident Victims		Reported	Cleared
Murder and Nonnegligent Manslaughter	0	0	
Aggravated Assault	0	0	
Simple Assault	6	3	
Intimidation	2	1	
Stalking	0	0	
Rape	0	0	
Sodomy	0	0	
Sexual Assault <u>With</u> An Object	0	0	
Fondling	0	0	
Incest	0	0	
Statutory Rape	0	0	
Kidnapping/Abduction	0	0	
Total	8	4	

Group B Arrests		Adult	Juvenile
Curfew/Loitering/Vagrancy Violations	0	0	
Disorderly Conduct	2	0	
Driving Under the Influence	25	0	
Family Offenses (Nonviolent)	0	0	
Liquor Law Violations	0	0	
Trespass of Real Property	0	0	
All Other Offenses	3	0	
Total Group B	30	0	

(*) Offenses are counted using the FBI Units of Count for Crime
(**) The 'Arrests' column shows arrests made during the selected period, regardless of incident date. Arrest counts may be higher than incident counts.

(***) Negligent Manslaughter now includes the killing of another person associated with driving under the influence, distracted driving (using a cell or smartphone), and reckless driving fatalities.

*Partial year submitted

Billings County Sheriff's Office – 2023

2023 Population Estimate		942	Offenses (*)		Arrests (**)		
			Reported	Cleared	Adult	Juvenile	
Offense Overview			Group A Offenses				
Offense Total	7		Crimes Against Persons (***)				
Number Cleared	3		Murder and Nonnegligent Manslaughter	0	0	0	0
Percent Cleared	42.86%		Negligent Manslaughter	0	0	0	0
Group A Crimes per 100,000 population	743.1		Aggravated Assault	0	0	0	0
			Simple Assault	0	0	0	0
			Intimidation	2	2	1	0
			Stalking	1	0	0	0
			Kidnapping/Abduction	0	0	0	0
			Rape	0	0	0	0
			Sodomy	0	0	0	0
			Sexual Assault <u>With</u> An Object	0	0	0	0
			Fondling	0	0	0	0
			Incest	0	0	0	0
			Statutory Rape	0	0	0	0
			Commercial Sex Acts	0	0	0	0
			Involuntary Servitude	0	0	0	0
			Crimes Against Property				
			Arson	0	0	0	0
			Bribery	0	0	0	0
			Burglary/Breaking & Entering	2	0	0	0
			Counterfeiting/Forgery	0	0	0	0
			Destruction/Damage/Vandalism of Property	0	0	0	0
			Embezzlement	0	0	0	0
			Extortion/Blackmail	0	0	0	0
			False Pretenses/Swindle/Confidence Game	0	0	0	0
			Credit Card/Automated Teller Machine Fraud	0	0	0	0
			Impersonation	0	0	0	0
			Welfare Fraud	0	0	0	0
			Wire Fraud	0	0	0	0
			Identity Theft	0	0	0	0
			Hacking/Computer Invasion	0	0	0	0
			Robbery	0	0	0	0
			Pocket-picking	0	0	0	0
			Purse-snatching	0	0	0	0
			Shoplifting	0	0	0	0
			Theft From Building	0	0	0	0
			Theft From Coin Operated Machine or Device	0	0	0	0
			Theft From Motor Vehicle	0	0	0	0
			Theft of Motor Vehicle Parts/Accessories	0	0	0	0
			All Other Larceny	1	0	0	0
			Motor Vehicle Theft	1	1	1	0
			Stolen Property Offenses	0	0	0	0
			Crimes Against Society				
			Drug/Narcotic Violations	0	0	0	0
			Drug Equipment Violations	0	0	0	0
			Betting/Wagering	0	0	0	0
			Operating/Promoting/Assisting Gambling	0	0	0	0
			Gambling Equipment Violations	0	0	0	0
			Sports Tampering	0	0	0	0
			Pornography/Obscene Material	0	0	0	0
			Prostitution	0	0	0	0
			Assisting or Promoting Prostitution	0	0	0	0
			Purchasing Prostitution	0	0	0	0
			Weapon Law Violations	0	0	0	0
			Animal Cruelty	0	0	0	0
			Total Group A Offenses	7	3	2	0
Domestic Incident Victims							
Offense	Reported	Cleared					
Murder and Nonnegligent Manslaughter	0	0					
Aggravated Assault	0	0					
Simple Assault	0	0					
Intimidation	1	1					
Stalking	0	0					
Rape	0	0					
Sodomy	0	0					
Sexual Assault <u>With</u> An Object	0	0					
Fondling	0	0					
Incest	0	0					
Statutory Rape	0	0					
Kidnapping/Abduction	0	0					
Total	1	1					
Group B Arrests							
Offense	Adult	Juvenile					
Curfew/Loitering/Vagrancy Violations	0	0					
Disorderly Conduct	0	0					
Driving Under the Influence	1	0					
Family Offenses (Nonviolent)	0	0					
Liquor Law Violations	0	0					
Trespass of Real Property	0	0					
All Other Offenses	0	0					
Total Group B	1	0					

(*) Offenses are counted using the FBI Units of Count for Crime
(**) The 'Arrests' column shows arrests made during the selected period, regardless of incident date. Arrest counts may be higher than incident counts.
(***) Negligent Manslaughter now includes the killing of another person associated with driving under the influence, distracted driving (using a cell or smartphone), and reckless driving fatalities.

Bottineau County Sheriff's Office – 2023

2023 Population Estimate		6,409		Offenses (*)		Arrests (**)		
		Reported	Cleared	Adult	Juvenile			
Offense Overview		Group A Offenses						
Offense Total	118	Crimes Against Persons (***)						
Number Cleared	39	Murder and Nonnegligent Manslaughter						
Percent Cleared	33.05%	Negligent Manslaughter						
Group A Crimes per 100,000 population	1,841.2	Aggravated Assault						
		Simple Assault						
		Intimidation						
		Stalking						
		Kidnapping/Abduction						
		Rape						
		Sodomy						
		Sexual Assault <u>With</u> An Object						
		Fondling						
		Incest						
		Statutory Rape						
		Commercial Sex Acts						
		Involuntary Servitude						
Arrest Overview		Crimes Against Property						
Total Arrests	69	Arson						
Adult Arrests	69	Bribery						
Juvenile Arrests	0	Burglary/Breaking & Entering						
Unknown Age	0	Counterfeiting/Forgery						
Arrests per 100,000 population	1,076.6	Destruction/Damage/Vandalism of Property						
		Embezzlement						
		Extortion/Blackmail						
		False Pretenses/Swindle/Confidence Game						
		Credit Card/Automated Teller Machine Fraud						
		Impersonation						
		Welfare Fraud						
		Wire Fraud						
		Identity Theft						
		Hacking/Computer Invasion						
		Robbery						
		Pocket-picking						
		Purse-snatching						
		Shoplifting						
		Theft From Building						
		Theft From Coin Operated Machine or Device						
		Theft From Motor Vehicle						
		Theft of Motor Vehicle Parts/Accessories						
		All Other Larceny						
		Motor Vehicle Theft						
		Stolen Property Offenses						
Domestic Incident Victims		Crimes Against Society						
Offense	Reported	Cleared	Drug/Narcotic Violations					
Murder and Nonnegligent Manslaughter	0	0	Drug Equipment Violations					
Aggravated Assault	2	1	Betting/Wagering					
Simple Assault	9	8	Operating/Promoting/Assisting Gambling					
Intimidation	2	1	Gambling Equipment Violations					
Stalking	0	0	Sports Tampering					
Rape	0	0	Pornography/Obscene Material					
Sodomy	0	0	Prostitution					
Sexual Assault <u>With</u> An Object	0	0	Assisting or Promoting Prostitution					
Fondling	0	0	Purchasing Prostitution					
Incest	0	0	Weapon Law Violations					
Statutory Rape	0	0	Animal Cruelty					
Kidnapping/Abduction	2	2	Total Group A Offenses					
Total	15	12	118	39	28	0	0	
Group B Arrests		Adult		Juvenile				
Offense	Adult	Juvenile						
Curfew/Loitering/Vagrancy Violations	0	0						
Disorderly Conduct	1	0						
Driving Under the Influence	29	0						
Family Offenses (Nonviolent)	1	0						
Liquor Law Violations	1	0						
Trespass of Real Property	3	0						
All Other Offenses	6	0						
Total Group B	41	0						

(*) Offenses are counted using the FBI Units of Count for Crime
(**) The 'Arrests' column shows arrests made during the selected period, regardless of incident date. Arrest counts may be higher than incident counts.
(***) Negligent Manslaughter now includes the killing of another person associated with driving under the influence, distracted driving (using a cell or smartphone), and reckless driving fatalities.

Bowman County Sheriff's Office – 2023

2023 Population Estimate		1,462		Offenses (*)		Arrests (**)	
Offense Overview				Reported	Cleared	Adult	Juvenile
Group A Offenses							
Crimes Against Persons (***)							
Offense Total	7	Murder and Nonnegligent Manslaughter		0	0	0	0
Number Cleared	3	Negligent Manslaughter		0	0	0	0
Percent Cleared	42.86%	Aggravated Assault		0	0	0	0
Group A Crimes per 100,000 population	478.8	Simple Assault		0	0	0	0
Arrest Overview				Intimidation		1	1
Total Arrests	2	Stalking		0	0	0	0
Adult Arrests	2	Kidnapping/Abduction		0	0	0	0
Juvenile Arrests	0	Rape		0	0	0	0
Unknown Age	0	Sodomy		0	0	0	0
Arrests per 100,000 population	136.8	Sexual Assault <u>With</u> An Object		0	0	0	0
Average number offenses/incident				Fondling		0	0
1.17				Incest		0	0
Domestic Incident Victims				Statutory Rape		1	0
Offense	Reported	Cleared	Crimes Against Property		Commercial Sex Acts	0	0
Murder and Nonnegligent Manslaughter	0	0	Arson		Involuntary Servitude	0	0
Aggravated Assault	0	0	Bribery				
Simple Assault	0	0	Burglary/Breaking & Entering				
Intimidation	1	1	Counterfeiting/Forgery				
Stalking	0	0	Destruction/Damage/Vandalism of Property				
Rape	0	0	Embezzlement				
Sodomy	0	0	Extortion/Blackmail				
Sexual Assault <u>With</u> An Object	0	0	False Pretenses/Swindle/Confidence Game				
Fondling	0	0	Credit Card/Automated Teller Machine Fraud				
Incest	0	0	Impersonation				
Statutory Rape	0	0	Welfare Fraud				
Kidnapping/Abduction	0	0	Wire Fraud				
Total	1	1	Identity Theft				
Group B Arrests				Hacking/Computer Invasion			
Offense	Adult	Juvenile	Robbery				
Curfew/Loitering/Vagrancy Violations	0	0	Pocket-picking				
Disorderly Conduct	0	0	Purse-snatching				
Driving Under the Influence	0	0	Shoplifting				
Family Offenses (Nonviolent)	0	0	Theft From Building				
Liquor Law Violations	0	0	Theft From Coin Operated Machine or Device				
Trespass of Real Property	0	0	Theft From Motor Vehicle				
All Other Offenses	0	0	Theft of Motor Vehicle Parts/Accessories				
Total Group B	0	0	All Other Larceny				
(*) Offenses are counted using the FBI Units of Count for Crime				Motor Vehicle Theft			
(**) The 'Arrests' column shows arrests made during the selected period, regardless of incident date. Arrest counts may be higher than incident counts.				Stolen Property Offenses			
(***) Negligent Manslaughter now includes the killing of another person associated with driving under the influence, distracted driving (using a cell or smartphone), and reckless driving fatalities.				Crimes Against Society			
				Drug/Narcotic Violations		1	0
				Drug Equipment Violations		0	0
				Betting/Wagering		0	0
				Operating/Promoting/Assisting Gambling		0	0
				Gambling Equipment Violations		0	0
				Sports Tampering		0	0
				Pornography/Obscene Material		0	0
				Prostitution		0	0
				Assisting or Promoting Prostitution		0	0
				Purchasing Prostitution		0	0
				Weapon Law Violations		1	1
				Animal Cruelty		0	0
				Total Group A Offenses		7	3
						2	0

Burke County Sheriff's Office - 2023

2023 Population Estimate		1,770	Offenses (*)		Arrests (**)	
Offense Overview			Reported	Cleared	Adult	Juvenile
Offense Total	21		Group A Offenses			
Number Cleared	11		Crimes Against Persons (***)			
Percent Cleared	52.38%		Murder and Nonnegligent Manslaughter	0	0	0
Group A Crimes per 100,000 population	1,186.4		Negligent Manslaughter	0	0	0
			Aggravated Assault	0	0	0
			Simple Assault	5	4	1
			Intimidation	1	0	0
			Stalking	0	0	0
			Kidnapping/Abduction	0	0	0
			Rape	0	0	0
			Sodomy	0	0	0
			Sexual Assault <u>With</u> An Object	0	0	0
			Fondling	0	0	0
			Incest	0	0	0
			Statutory Rape	0	0	0
			Commercial Sex Acts	0	0	0
			Involuntary Servitude	0	0	0
			Crimes Against Property			
			Arson	0	0	0
			Bribery	0	0	0
			Burglary/Breaking & Entering	0	0	0
			Counterfeiting/Forgery	0	0	0
			Destruction/Damage/Vandalism of Property	2	0	0
			Embezzlement	0	0	0
			Extortion/Blackmail	0	0	0
			False Pretenses/Swindle/Confidence Game	2	2	2
			Credit Card/Automated Teller Machine Fraud	0	0	0
			Impersonation	0	0	0
			Welfare Fraud	0	0	0
			Wire Fraud	0	0	0
			Identity Theft	0	0	0
			Hacking/Computer Invasion	0	0	0
			Robbery	0	0	0
			Pocket-picking	0	0	0
			Purse-snatching	0	0	0
			Shoplifting	0	0	0
			Theft From Building	0	0	0
			Theft From Coin Operated Machine or Device	0	0	0
			Theft From Motor Vehicle	0	0	0
			Theft of Motor Vehicle Parts/Accessories	0	0	0
			All Other Larceny	3	0	0
			Motor Vehicle Theft	1	1	1
			Stolen Property Offenses	1	0	0
			Crimes Against Society			
			Drug/Narcotic Violations	3	3	2
			Drug Equipment Violations	2	1	0
			Betting/Wagering	0	0	0
			Operating/Promoting/Assisting Gambling	0	0	0
			Gambling Equipment Violations	0	0	0
			Sports Tampering	0	0	0
			Pornography/Obscene Material	0	0	0
			Prostitution	0	0	0
			Assisting or Promoting Prostitution	0	0	0
			Purchasing Prostitution	0	0	0
			Weapon Law Violations	1	0	0
			Animal Cruelty	0	0	0
			Total Group A Offenses	21	11	6
						3

Domestic Incident Victims		Reported	Cleared
Murder and Nonnegligent Manslaughter	0	0	0
Aggravated Assault	0	0	0
Simple Assault	3	3	3
Intimidation	0	0	0
Stalking	0	0	0
Rape	0	0	0
Sodomy	0	0	0
Sexual Assault <u>With</u> An Object	0	0	0
Fondling	0	0	0
Incest	0	0	0
Statutory Rape	0	0	0
Kidnapping/Abduction	0	0	0
Total	3	3	3

Group B Arrests		Adult	Juvenile
Curfew/Loitering/Vagrancy Violations	0	0	0
Disorderly Conduct	0	1	0
Driving Under the Influence	3	0	0
Family Offenses (Nonviolent)	0	0	0
Liquor Law Violations	2	2	0
Trespass of Real Property	0	0	0
All Other Offenses	1	0	0
Total Group B	6	3	0

(*) Offenses are counted using the FBI Units of Count for Crime
(**) The 'Arrests' column shows arrests made during the selected period, regardless of incident date. Arrest counts may be higher than incident counts.
(***) Negligent Manslaughter now includes the killing of another person associated with driving under the influence, distracted driving (using a cell or smartphone), and reckless driving fatalities.

Burleigh County Sheriff's Office - 2023

2023 Population Estimate		20,993		Offenses (*)		Arrests (**)		
Offense Overview		Reported	Cleared	Adult	Juvenile			
Offense Total	987	Group A Offenses						
Number Cleared	656	Crimes Against Persons (***)						
Percent Cleared	66.46%	Murder and Nonnegligent Manslaughter	0	0	0	0		
Group A Crimes per 100,000 population	4,701.6	Negligent Manslaughter	0	0	0	0		
Arrest Overview		Aggravated Assault	14	7	5	0		
Total Arrests	806	Simple Assault	85	48	29	2		
Adult Arrests	754	Intimidation	39	22	8	3		
Juvenile Arrests	52	Stalking	2	0	0	0		
Unknown Age	0	Kidnapping/Abduction	2	1	0	0		
Arrests per 100,000 population	3,839.4	Rape	2	0	0	0		
Average number offenses/incident	1.34	Sodomy	0	0	0	0		
		Sexual Assault <u>With</u> An Object	0	0	0	0		
		Fondling	9	0	0	0		
		Incest	0	0	0	0		
		Statutory Rape	1	0	0	0		
		Commercial Sex Acts	0	0	0	0		
		Involuntary Servitude	0	0	0	0		
		Crimes Against Property						
Domestic Incident Victims		Arson	0	0	0	0		
Offense	Reported	Cleared	Bribery	1	1	0	0	
Murder and Nonnegligent Manslaughter	0	0	Burglary/Breaking & Entering	25	3	5	0	
Aggravated Assault	5	3	Counterfeiting/Forgery	0	0	0	0	
Simple Assault	30	25	Destruction/Damage/Vandalism of Property	69	19	8	2	
Intimidation	11	9	Embezzlement	1	0	0	0	
Stalking	0	0	Extortion/Blackmail	0	0	0	0	
Rape	0	0	False Pretenses/Swindle/Confidence Game	29	16	15	1	
Sodomy	0	0	Credit Card/Automated Teller Machine Fraud	0	0	0	0	
Sexual Assault <u>With</u> An Object	0	0	Impersonation	12	0	0	0	
Fondling	0	0	Welfare Fraud	0	0	0	0	
Incest	0	0	Wire Fraud	4	0	0	0	
Statutory Rape	0	0	Identity Theft	16	0	0	0	
Kidnapping/Abduction	2	1	Hacking/Computer Invasion	1	0	0	0	
Total	48	38	Robbery	0	0	0	0	
			Pocket-picking	0	0	0	0	
			Purse-snatching	0	0	0	0	
			Shoplifting	0	0	0	0	
			Theft From Building	4	0	0	0	
			Theft From Coin Operated Machine or Device	0	0	0	0	
			Theft From Motor Vehicle	12	2	1	0	
			Theft of Motor Vehicle Parts/Accessories	3	0	0	0	
			All Other Larceny	56	9	5	0	
			Motor Vehicle Theft	18	7	2	1	
			Stolen Property Offenses	9	6	6	2	
			Crimes Against Society					
			Drug/Narcotic Violations	257	231	230	8	
			Drug Equipment Violations	285	269	130	3	
			Betting/Wagering	0	0	0	0	
			Operating/Promoting/Assisting Gambling	0	0	0	0	
			Gambling Equipment Violations	0	0	0	0	
			Sports Tampering	0	0	0	0	
			Pornography/Obscene Material	5	2	0	1	
			Prostitution	1	0	0	0	
			Assisting or Promoting Prostitution	0	0	0	0	
			Purchasing Prostitution	0	0	0	0	
			Weapon Law Violations	23	13	5	0	
			Animal Cruelty	2	0	0	0	
			Total Group A Offenses	987	656	449	23	
Group B Arrests								
Offense	Adult	Juvenile						
Curfew/Loitering/Vagrancy Violations	0	0						
Disorderly Conduct	1	4						
Driving Under the Influence	135	0						
Family Offenses (Nonviolent)	0	0						
Liquor Law Violations	82	23						
Trespass of Real Property	2	0						
All Other Offenses	85	2						
Total Group B	305	29						

(*) Offenses are counted using the FBI Units of Count for Crime
(**) The 'Arrests' column shows arrests made during the selected period, regardless of incident date. Arrest counts may be higher than incident counts.
(***) Negligent Manslaughter now includes the killing of another person associated with driving under the influence, distracted driving (using a cell or smartphone), and reckless driving fatalities.

Cass County Sheriff's Office - 2023

2023 Population Estimate	23,105	Offenses (*)		Arrests (**)	
		Reported	Cleared	Adult	Juvenile
Offense Overview					
Offense Total	736				
Number Cleared	213				
Percent Cleared	28.94%				
Group A Crimes per 100,000 population	3,185.5				
Arrest Overview					
Total Arrests	422				
Adult Arrests	396				
Juvenile Arrests	26				
Unknown Age	0				
Arrests per 100,000 population	1,826.4				
Average number offenses/incident	1.32				
Domestic Incident Victims					
Offense	Reported	Cleared			
Murder and Nonnegligent Manslaughter	0	0			
Aggravated Assault	6	3			
Simple Assault	47	12			
Intimidation	2	0			
Stalking	0	0			
Rape	2	0			
Sodomy	0	0			
Sexual Assault <u>With</u> An Object	0	0			
Fondling	0	0			
Incest	0	0			
Statutory Rape	0	0			
Kidnapping/Abduction	1	1			
Total	58	16			
Group B Arrests					
Offense	Adult	Juvenile			
Curfew/Loitering/Vagrancy Violations	0	0			
Disorderly Conduct	2	0			
Driving Under the Influence	100	1			
Family Offenses (Nonviolent)	0	0			
Liquor Law Violations	166	16			
Trespass of Real Property	1	0			
All Other Offenses	25	1			
Total Group B	294	18			
			Crimes Against Property		
			Arson	1	0
			Bribery	0	0
			Burglary/Breaking & Entering	44	8
			Counterfeiting/Forgery	10	1
			Destruction/Damage/Vandalism of Property	61	5
			Embezzlement	2	0
			Extortion/Blackmail	3	0
			False Pretenses/Swindle/Confidence Game	26	1
			Credit Card/Automated Teller Machine Fraud	1	0
			Impersonation	3	0
			Welfare Fraud	0	0
			Wire Fraud	2	0
			Identity Theft	23	0
			Hacking/Computer Invasion	0	0
			Robbery	1	0
			Pocket-picking	1	0
			Purse-snatching	0	0
			Shoplifting	2	1
			Theft From Building	1	0
			Theft From Coin Operated Machine or Device	0	0
			Theft From Motor Vehicle	22	3
			Theft of Motor Vehicle Parts/Accessories	4	0
			All Other Larceny	44	3
			Motor Vehicle Theft	20	6
			Stolen Property Offenses	5	5
			Crimes Against Society		
			Drug/Narcotic Violations	119	72
			Drug Equipment Violations	109	67
			Betting/Wagering	0	0
			Operating/Promoting/Assisting Gambling	0	0
			Gambling Equipment Violations	0	0
			Sports Tampering	0	0
			Pornography/Obscene Material	17	2
			Prostitution	0	0
			Assisting or Promoting Prostitution	0	0
			Purchasing Prostitution	0	0
			Weapon Law Violations	8	1
			Animal Cruelty	3	0
			Total Group A Offenses	736	213
				102	8

(*) Offenses are counted using the FBI Units of Count for Crime
 (**) The 'Arrests' column shows arrests made during the selected period, regardless of incident date. Arrest counts may be higher than incident counts.
 (***) Negligent Manslaughter now includes the killing of another person associated with driving under the influence, distracted driving (using a cell or smartphone), and reckless driving fatalities.

Cavalier County Sheriff's Office – 2023

2023 Population Estimate		3,570		Offenses (*)		Arrests (**)	
				Reported	Cleared	Adult	Juvenile
Offense Overview				Group A Offenses			
Offense Total	72			Crimes Against Persons (***)			
Number Cleared	31			Murder and Nonnegligent Manslaughter	0	0	0
Percent Cleared	43.06%			Negligent Manslaughter	0	0	0
Group A Crimes per 100,000 population	2,016.8			Aggravated Assault	2	2	1
				Simple Assault	12	6	4
				Intimidation	8	2	0
				Stalking	2	0	0
				Kidnapping/Abduction	0	0	0
Arrest Overview				Rape	0	0	0
Total Arrests	58			Sodomy	0	0	0
Adult Arrests	47			Sexual Assault <u>With</u> An Object	0	0	0
Juvenile Arrests	11			Fondling	2	0	0
Unknown Age	0			Incest	0	0	0
Arrests per 100,000 population	1,624.6			Statutory Rape	0	0	0
				Commercial Sex Acts	0	0	0
				Involuntary Servitude	0	0	0
Average number offenses/incident	1.14			Crimes Against Property			
Domestic Incident Victims				Arson	0	0	0
Offense	Reported	Cleared		Bribery	0	0	0
Murder and Nonnegligent Manslaughter	0	0		Burglary/Breaking & Entering	2	0	0
Aggravated Assault	1	1		Counterfeiting/Forgery	0	0	0
Simple Assault	9	5		Destruction/Damage/Vandalism of Property	6	2	0
Intimidation	0	0		Embezzlement	2	0	0
Stalking	1	0		Extortion/Blackmail	0	0	0
Rape	0	0		False Pretenses/Swindle/Confidence Game	0	0	0
Sodomy	0	0		Credit Card/Automated Teller Machine Fraud	1	0	0
Sexual Assault <u>With</u> An Object	0	0		Impersonation	0	0	0
Fondling	2	0		Welfare Fraud	0	0	0
Incest	0	0		Wire Fraud	3	0	0
Statutory Rape	0	0		Identity Theft	1	1	1
Kidnapping/Abduction	0	0		Hacking/Computer Invasion	0	0	0
Total	13	6		Robbery	0	0	0
Group B Arrests				Pocket-picking	0	0	0
Offense	Adult	Juvenile		Purse-snatching	0	0	0
Curfew/Loitering/Vagrancy Violations	0	0		Shoplifting	2	1	0
Disorderly Conduct	2	1		Theft From Building	1	0	0
Driving Under the Influence	18	0		Theft From Coin Operated Machine or Device	0	0	0
Family Offenses (Nonviolent)	0	1		Theft From Motor Vehicle	0	0	0
Liquor Law Violations	4	1		Theft of Motor Vehicle Parts/Accessories	0	0	0
Trespass of Real Property	0	0		All Other Larceny	7	1	0
All Other Offenses	5	0		Motor Vehicle Theft	2	1	1
Total Group B	29	3		Stolen Property Offenses	1	1	1
				Crimes Against Society			
				Drug/Narcotic Violations	11	9	6
				Drug Equipment Violations	6	4	3
				Betting/Wagering	0	0	0
				Operating/Promoting/Assisting Gambling	0	0	0
				Gambling Equipment Violations	0	0	0
				Sports Tampering	0	0	0
				Pornography/Obscene Material	1	1	1
				Prostitution	0	0	0
				Assisting or Promoting Prostitution	0	0	0
				Purchasing Prostitution	0	0	0
				Weapon Law Violations	0	0	0
				Animal Cruelty	0	0	0
				Total Group A Offenses	72	31	18
							8

(*) Offenses are counted using the FBI Units of Count for Crime
 (**) The 'Arrests' column shows arrests made during the selected period, regardless of incident date. Arrest counts may be higher than incident counts.
 (***) Negligent Manslaughter now includes the killing of another person associated with driving under the influence, distracted driving (using a cell or smartphone), and reckless driving fatalities.

Dickey County Sheriff's Office – 2023

2023 Population Estimate		2,079		Offenses (*)		Arrests (**)	
Offense Overview		Reported	Cleared	Adult	Juvenile		
Group A Offenses							
Crimes Against Persons (***)							
Offense Total	9	0	0	0	0		
Number Cleared	2	0	0	0	0		
Percent Cleared	22.22%	1	0	0	0		
Group A Crimes per 100,000 population	432.9	0	0	0	0		
Arrest Overview							
Total Arrests	2	0	0	0	0		
Adult Arrests	2	0	0	0	0		
Juvenile Arrests	0	0	0	0	0		
Unknown Age	0	1	0	0	0		
Arrests per 100,000 population	96.2	0	0	0	0		
Average number offenses/incident	1.80	0	0	0	0		
Domestic Incident Victims							
Offense	Reported	Cleared					
Murder and Nonnegligent Manslaughter	0	0					0
Aggravated Assault	1	0					0
Simple Assault	0	0					0
Intimidation	0	0					0
Stalking	0	0					0
Rape	0	0					0
Sodomy	0	0					0
Sexual Assault <u>With</u> An Object	0	0					0
Fondling	1	0					0
Incest	0	0					0
Statutory Rape	0	0					0
Kidnapping/Abduction	0	0					0
Total	2	0					0
Group B Arrests							
Offense	Adult	Juvenile					
Curfew/Loitering/Vagrancy Violations	0	0					0
Disorderly Conduct	0	0					0
Driving Under the Influence	1	0					0
Family Offenses (Nonviolent)	0	0					0
Liquor Law Violations	0	0					0
Trespass of Real Property	0	0					0
All Other Offenses	0	0					0
Total Group B	1	0					0
Crimes Against Property							
Arson	0	0					0
Bribery	0	0					0
Burglary/Breaking & Entering	0	0					0
Counterfeiting/Forgery	0	0					0
Destruction/Damage/Vandalism of Property	0	0					0
Embezzlement	0	0					0
Extortion/Blackmail	0	0					0
False Pretenses/Swindle/Confidence Game	0	0					0
Credit Card/Automated Teller Machine Fraud	0	0					0
Impersonation	0	0					0
Welfare Fraud	0	0					0
Wire Fraud	0	0					0
Identity Theft	0	0					0
Hacking/Computer Invasion	0	0					0
Robbery	0	0					0
Pocket-picking	0	0					0
Purse-snatching	0	0					0
Shoplifting	0	0					0
Theft From Building	0	0					0
Theft From Coin Operated Machine or Device	0	0					0
Theft From Motor Vehicle	0	0					0
Theft of Motor Vehicle Parts/Accessories	0	0					0
All Other Larceny	0	0					0
Motor Vehicle Theft	0	0					0
Stolen Property Offenses	0	0					0
Crimes Against Society							
Drug/Narcotic Violations	3	1					1
Drug Equipment Violations	3	1					0
Betting/Wagering	0	0					0
Operating/Promoting/Assisting Gambling	0	0					0
Gambling Equipment Violations	0	0					0
Sports Tampering	0	0					0
Pornography/Obscene Material	0	0					0
Prostitution	0	0					0
Assisting or Promoting Prostitution	0	0					0
Purchasing Prostitution	0	0					0
Weapon Law Violations	1	0					0
Animal Cruelty	0	0					0
Total Group A Offenses	9	2					1

(*) Offenses are counted using the FBI Units of Count for Crime
 (**) The 'Arrests' column shows arrests made during the selected period, regardless of incident date. Arrest counts may be higher than incident counts.

(***) Negligent Manslaughter now includes the killing of another person associated with driving under the influence, distracted driving (using a cell or smartphone), and reckless driving fatalities.

Divide County Sheriff's Office – 2023

2023 Population Estimate		2,187		Offenses (*)		Arrests (**)	
Offense Overview				Reported	Cleared	Adult	Juvenile
Offense Total	46						
Number Cleared	25						
Percent Cleared	54.35%						
Group A Crimes per 100,000 population	2,103.3						
Arrest Overview							
Total Arrests	38						
Adult Arrests	37						
Juvenile Arrests	1						
Unknown Age	0						
Arrests per 100,000 population	1,737.5						
Average number offenses/incident	1.35						
Domestic Incident Victims				Crimes Against Property			
Offense	Reported	Cleared		Arson			
Murder and Nonnegligent Manslaughter	0	0		0	0	0	0
Aggravated Assault	1	0		Bribery	0	0	0
Simple Assault	3	3		Burglary/Breaking & Entering	0	0	0
Intimidation	1	1		Counterfeiting/Forgery	0	0	0
Stalking	0	0		Destruction/Damage/Vandalism of Property	4	0	0
Rape	0	0		Embezzlement	0	0	0
Sodomy	0	0		Extortion/Blackmail	0	0	0
Sexual Assault <u>With</u> An Object	0	0		False Pretenses/Swindle/Confidence Game	0	0	0
Fondling	0	0		Credit Card/Automated Teller Machine Fraud	0	0	0
Incest	0	0		Impersonation	0	0	0
Statutory Rape	0	0		Welfare Fraud	0	0	0
Kidnapping/Abduction	0	0		Wire Fraud	0	0	0
Total	5	4		Identity Theft	0	0	0
Group B Arrests				Hacking/Computer Invasion	0	0	0
Offense	Adult	Juvenile		Robbery	0	0	0
Curfew/Loitering/Vagrancy Violations	0	0		Pocket-picking	0	0	0
Disorderly Conduct	1	0		Purse-snatching	0	0	0
Driving Under the Influence	17	0		Shoplifting	0	0	0
Family Offenses (Nonviolent)	0	0		Theft From Building	0	0	0
Liquor Law Violations	1	0		Theft From Coin Operated Machine or Device	0	0	0
Trespass of Real Property	0	0		Theft From Motor Vehicle	0	0	0
All Other Offenses	3	0		Theft of Motor Vehicle Parts/Accessories	0	0	0
Total Group B	22	0		All Other Larceny	3	0	0
				Motor Vehicle Theft	1	1	1
				Stolen Property Offenses	0	0	0
				Crimes Against Society			
(*) Offenses are counted using the FBI Units of Count for Crime				Drug/Narcotic Violations	11	9	6
(**) The 'Arrests' column shows arrests made during the selected period, regardless of incident date. Arrest counts may be higher than incident counts.				Drug Equipment Violations	8	5	1
(***) Negligent Manslaughter now includes the killing of another person associated with driving under the influence, distracted driving (using a cell or smartphone), and reckless driving fatalities.				Betting/Wagering	0	0	0
				Operating/Promoting/Assisting Gambling	0	0	0
				Gambling Equipment Violations	0	0	0
				Sports Tampering	0	0	0
				Pornography/Obscene Material	0	0	0
				Prostitution	0	0	0
				Assisting or Promoting Prostitution	0	0	0
				Purchasing Prostitution	0	0	0
				Weapon Law Violations	5	5	4
				Animal Cruelty	0	0	0
				Total Group A Offenses	46	25	15
							1

Dunn County Sheriff's Office – 2023

2023 Population Estimate		3,105		Offenses (*)		Arrests (**)	
Offense Overview				Reported	Cleared	Adult	Juvenile
Offense Total	152	Group A Offenses					
Number Cleared	98	Crimes Against Persons (***)					
Percent Cleared	64.47%	Murder and Nonnegligent Manslaughter		0	0	0	0
Group A Crimes per 100,000 population	4,895.3	Negligent Manslaughter		0	0	0	0
		Aggravated Assault		2	1	1	0
		Simple Assault		4	3	3	0
		Intimidation		2	1	1	0
		Stalking		0	0	0	0
		Kidnapping/Abduction		0	0	0	0
		Rape		0	0	0	0
		Sodomy		0	0	0	0
		Sexual Assault <u>With</u> An Object		0	0	0	0
		Fondling		0	0	0	0
		Incest		0	0	0	0
		Statutory Rape		0	0	0	0
		Commercial Sex Acts		0	0	0	0
		Involuntary Servitude		0	0	0	0
		Crimes Against Property					
		Arson		0	0	0	0
		Bribery		0	0	0	0
		Burglary/Breaking & Entering		1	0	0	0
		Counterfeiting/Forgery		1	0	0	0
		Destruction/Damage/Vandalism of Property		8	1	1	0
		Embezzlement		0	0	0	0
		Extortion/Blackmail		0	0	0	0
		False Pretenses/Swindle/Confidence Game		4	0	0	0
		Credit Card/Automated Teller Machine Fraud		0	0	0	0
		Impersonation		2	0	0	0
		Welfare Fraud		0	0	0	0
		Wire Fraud		1	0	0	0
		Identity Theft		0	0	0	0
		Hacking/Computer Invasion		0	0	0	0
		Robbery		0	0	0	0
		Pocket-picking		0	0	0	0
		Purse-snatching		0	0	0	0
		Shoplifting		0	0	0	0
		Theft From Building		0	0	0	0
		Theft From Coin Operated Machine or Device		0	0	0	0
		Theft From Motor Vehicle		4	0	0	0
		Theft of Motor Vehicle Parts/Accessories		1	0	0	0
		All Other Larceny		13	0	0	0
		Motor Vehicle Theft		4	1	1	0
		Stolen Property Offenses		0	0	0	0
		Crimes Against Society					
		Drug/Narcotic Violations		50	42	40	0
		Drug Equipment Violations		48	44	22	0
		Betting/Wagering		0	0	0	0
		Operating/Promoting/Assisting Gambling		0	0	0	0
		Gambling Equipment Violations		0	0	0	0
		Sports Tampering		0	0	0	0
		Pornography/Obscene Material		2	0	0	0
		Prostitution		0	0	0	0
		Assisting or Promoting Prostitution		0	0	0	0
		Purchasing Prostitution		0	0	0	0
		Weapon Law Violations		5	5	3	0
		Animal Cruelty		0	0	0	0
		Total Group A Offenses		152	98	72	0
Domestic Incident Victims							
Offense	Reported	Cleared					
Murder and Nonnegligent Manslaughter	0	0					
Aggravated Assault	1	1					
Simple Assault	2	1					
Intimidation	0	0					
Stalking	0	0					
Rape	0	0					
Sodomy	0	0					
Sexual Assault <u>With</u> An Object	0	0					
Fondling	0	0					
Incest	0	0					
Statutory Rape	0	0					
Kidnapping/Abduction	0	0					
Total	3	2					
Group B Arrests							
Offense	Adult	Juvenile					
Curfew/Loitering/Vagrancy Violations	0	0					
Disorderly Conduct	2	0					
Driving Under the Influence	47	2					
Family Offenses (Nonviolent)	0	0					
Liquor Law Violations	2	0					
Trespass of Real Property	7	0					
All Other Offenses	80	0					
Total Group B	138	2					

(*) Offenses are counted using the FBI Units of Count for Crime
 (**) The 'Arrests' column shows arrests made during the selected period, regardless of incident date. Arrest counts may be higher than incident counts.
 (***) Negligent Manslaughter now includes the killing of another person associated with driving under the influence, distracted driving (using a cell or smartphone), and reckless driving fatalities.

Eddy County Sheriff's Office – 2023*

2023 Population Estimate		2,324		Offenses (*)		Arrests (**)	
Offense Overview				Reported	Cleared	Adult	Juvenile
Offense Total	21	Group A Offenses					
Number Cleared	4	Crimes Against Persons (***)					
Percent Cleared	19.05%	Murder and Nonnegligent Manslaughter					
Group A Crimes per 100,000 population	903.6	Negligent Manslaughter					
		Aggravated Assault					
		Simple Assault					
		Intimidation					
		Stalking					
		Kidnapping/Abduction					
		Rape					
		Sodomy					
		Sexual Assault <u>With</u> An Object					
		Fondling					
		Incest					
		Statutory Rape					
		Commercial Sex Acts					
		Involuntary Servitude					
		Crimes Against Property					
		Arson					
		Bribery					
		Burglary/Breaking & Entering					
		Counterfeiting/Forgery					
		Destruction/Damage/Vandalism of Property					
		Embezzlement					
		Extortion/Blackmail					
		False Pretenses/Swindle/Confidence Game					
		Credit Card/Automated Teller Machine Fraud					
		Impersonation					
		Welfare Fraud					
		Wire Fraud					
		Identity Theft					
		Hacking/Computer Invasion					
		Robbery					
		Pocket-picking					
		Purse-snatching					
		Shoplifting					
		Theft From Building					
		Theft From Coin Operated Machine or Device					
		Theft From Motor Vehicle					
		Theft of Motor Vehicle Parts/Accessories					
		All Other Larceny					
		Motor Vehicle Theft					
		Stolen Property Offenses					
		Crimes Against Society					
		Drug/Narcotic Violations					
		Drug Equipment Violations					
		Betting/Wagering					
		Operating/Promoting/Assisting Gambling					
		Gambling Equipment Violations					
		Sports Tampering					
		Pornography/Obscene Material					
		Prostitution					
		Assisting or Promoting Prostitution					
		Purchasing Prostitution					
		Weapon Law Violations					
		Animal Cruelty					
		Total Group A Offenses					
				21	4	2	0

Domestic Incident Victims		2,324	
Offense	Reported	Cleared	
Murder and Nonnegligent Manslaughter	0	0	
Aggravated Assault	0	0	
Simple Assault	2	2	
Intimidation	0	0	
Stalking	0	0	
Rape	0	0	
Sodomy	0	0	
Sexual Assault <u>With</u> An Object	0	0	
Fondling	0	0	
Incest	0	0	
Statutory Rape	0	0	
Kidnapping/Abduction	0	0	
Total	2	2	

Group B Arrests		2,324	
Offense	Adult	Juvenile	
Curfew/Loitering/Vagrancy Violations	0	0	
Disorderly Conduct	2	0	
Driving Under the Influence	7	0	
Family Offenses (Nonviolent)	0	0	
Liquor Law Violations	0	0	
Trespass of Real Property	1	0	
All Other Offenses	0	0	
Total Group B	10	0	

(*) Offenses are counted using the FBI Units of Count for Crime
(**) The 'Arrests' column shows arrests made during the selected period, regardless of incident date. Arrest counts may be higher than incident counts.
(***) Negligent Manslaughter now includes the killing of another person associated with driving under the influence, distracted driving (using a cell or smartphone), and reckless driving fatalities.

*Partial Year reported

Emmons County Sheriff's Office – 2023

2023 Population Estimate		3,248		Offenses (*)		Arrests (**)	
Offense Overview				Reported	Cleared	Adult	Juvenile
Offense Total	122	Group A Offenses					
Number Cleared	36	Crimes Against Persons (***)					
Percent Cleared	29.51%	Murder and Nonnegligent Manslaughter		0	0	0	0
Group A Crimes per 100,000 population	3,756.2	Negligent Manslaughter		0	0	0	0
		Aggravated Assault		1	0	0	0
		Simple Assault		10	1	0	0
		Intimidation		0	0	0	0
		Stalking		1	1	1	0
		Kidnapping/Abduction		0	0	0	0
		Rape		0	0	0	0
		Sodomy		0	0	0	0
		Sexual Assault <u>With</u> An Object		0	0	0	0
		Fondling		2	2	1	0
		Incest		0	0	0	0
		Statutory Rape		0	0	0	0
		Commercial Sex Acts		0	0	0	0
		Involuntary Servitude		0	0	0	0
		Arrest Overview					
Total Arrests	26	Crimes Against Property					
Adult Arrests	24	Arson		0	0	0	0
Juvenile Arrests	2	Bribery		0	0	0	0
Unknown Age	0	Burglary/Breaking & Entering		12	4	2	0
Arrests per 100,000 population	800.5	Counterfeiting/Forgery		2	0	0	0
		Destruction/Damage/Vandalism of Property		15	0	0	0
		Embezzlement		0	0	0	0
		Extortion/Blackmail		0	0	0	0
		False Pretenses/Swindle/Confidence Game		6	1	1	0
		Credit Card/Automated Teller Machine Fraud		0	0	0	0
		Impersonation		0	0	0	0
		Welfare Fraud		0	0	0	0
		Wire Fraud		5	0	0	0
		Identity Theft		3	1	0	0
		Hacking/Computer Invasion		0	0	0	0
		Robbery		0	0	0	0
		Pocket-picking		0	0	0	0
		Purse-snatching		0	0	0	0
		Shoplifting		2	1	0	1
		Theft From Building		2	0	0	0
		Theft From Coin Operated Machine or Device		0	0	0	0
		Theft From Motor Vehicle		0	0	0	0
		Theft of Motor Vehicle Parts/Accessories		0	0	0	0
		All Other Larceny		28	5	2	0
		Motor Vehicle Theft		7	2	0	0
		Stolen Property Offenses		9	5	0	0
		Crimes Against Society					
		Drug/Narcotic Violations		9	7	2	0
		Drug Equipment Violations		5	4	1	0
		Betting/Wagering		0	0	0	0
		Operating/Promoting/Assisting Gambling		0	0	0	0
		Gambling Equipment Violations		0	0	0	0
		Sports Tampering		0	0	0	0
		Pornography/Obscene Material		1	1	0	0
		Prostitution		0	0	0	0
		Assisting or Promoting Prostitution		0	0	0	0
		Purchasing Prostitution		0	0	0	0
		Weapon Law Violations		1	1	0	0
		Animal Cruelty		1	0	0	0
		Total Group A Offenses		122	36	10	1
Domestic Incident Victims							
Offense	Reported	Cleared					
Murder and Nonnegligent Manslaughter	0	0	Arson		0	0	0
Aggravated Assault	1	0	Bribery		0	0	0
Simple Assault	6	0	Burglary/Breaking & Entering		12	4	2
Intimidation	0	0	Counterfeiting/Forgery		2	0	0
Stalking	0	0	Destruction/Damage/Vandalism of Property		15	0	0
Rape	0	0	Embezzlement		0	0	0
Sodomy	0	0	Extortion/Blackmail		0	0	0
Sexual Assault <u>With</u> An Object	0	0	False Pretenses/Swindle/Confidence Game		6	1	1
Fondling	2	2	Credit Card/Automated Teller Machine Fraud		0	0	0
Incest	0	0	Impersonation		0	0	0
Statutory Rape	0	0	Welfare Fraud		0	0	0
Kidnapping/Abduction	0	0	Wire Fraud		5	0	0
Total	9	2	Identity Theft		3	1	0
			Hacking/Computer Invasion		0	0	0
			Robbery		0	0	0
			Pocket-picking		0	0	0
			Purse-snatching		0	0	0
			Shoplifting		2	1	0
			Theft From Building		2	0	0
			Theft From Coin Operated Machine or Device		0	0	0
			Theft From Motor Vehicle		0	0	0
			Theft of Motor Vehicle Parts/Accessories		0	0	0
			All Other Larceny		28	5	2
			Motor Vehicle Theft		7	2	0
			Stolen Property Offenses		9	5	0
			Crimes Against Society				
			Drug/Narcotic Violations		9	7	2
			Drug Equipment Violations		5	4	1
			Betting/Wagering		0	0	0
			Operating/Promoting/Assisting Gambling		0	0	0
			Gambling Equipment Violations		0	0	0
			Sports Tampering		0	0	0
			Pornography/Obscene Material		1	1	0
			Prostitution		0	0	0
			Assisting or Promoting Prostitution		0	0	0
			Purchasing Prostitution		0	0	0
			Weapon Law Violations		1	1	0
			Animal Cruelty		1	0	0
			Total Group A Offenses		122	36	10
			Total Group B		14	1	

(*) Offenses are counted using the FBI Units of Count for Crime
 (**) The 'Arrests' column shows arrests made during the selected period, regardless of incident date. Arrest counts may be higher than incident counts.
 (***) Negligent Manslaughter now includes the killing of another person associated with driving under the influence, distracted driving (using a cell or smartphone), and reckless driving fatalities.

Foster County Sheriff's Office – 2023

2023 Population Estimate		1,352		Offenses (*)		Arrests (**)		
Offense Overview				Reported	Cleared	Adult	Juvenile	
Offense Total		10		Group A Offenses				
Number Cleared		2		Crimes Against Persons (***)				
Percent Cleared		20.00%		Murder and Nonnegligent Manslaughter	0	0	0	0
Group A Crimes per 100,000 population		739.6		Negligent Manslaughter	0	0	0	0
				Aggravated Assault	0	0	0	0
				Simple Assault	0	0	0	0
				Intimidation	1	0	0	0
				Stalking	0	0	0	0
				Kidnapping/Abduction	0	0	0	0
				Rape	0	0	0	0
				Sodomy	0	0	0	0
				Sexual Assault <u>With</u> An Object	0	0	0	0
				Fondling	0	0	0	0
				Incest	0	0	0	0
				Statutory Rape	0	0	0	0
				Commercial Sex Acts	0	0	0	0
				Involuntary Servitude	0	0	0	0
				Crimes Against Property				
				Arson	0	0	0	0
				Bribery	0	0	0	0
				Burglary/Breaking & Entering	2	0	0	0
				Counterfeiting/Forgery	0	0	0	0
				Destruction/Damage/Vandalism of Property	1	0	0	0
				Embezzlement	0	0	0	0
				Extortion/Blackmail	0	0	0	0
				False Pretenses/Swindle/Confidence Game	0	0	0	0
				Credit Card/Automated Teller Machine Fraud	0	0	0	0
				Impersonation	0	0	0	0
				Welfare Fraud	0	0	0	0
				Wire Fraud	0	0	0	0
				Identity Theft	0	0	0	0
				Hacking/Computer Invasion	1	0	0	0
				Robbery	0	0	0	0
				Pocket-picking	0	0	0	0
				Purse-snatching	0	0	0	0
				Shoplifting	0	0	0	0
				Theft From Building	0	0	0	0
				Theft From Coin Operated Machine or Device	0	0	0	0
				Theft From Motor Vehicle	0	0	0	0
				Theft of Motor Vehicle Parts/Accessories	0	0	0	0
				All Other Larceny	3	0	0	0
				Motor Vehicle Theft	0	0	0	0
				Stolen Property Offenses	1	1	1	0
				Crimes Against Society				
				Drug/Narcotic Violations	1	1	1	0
				Drug Equipment Violations	0	0	0	0
				Betting/Wagering	0	0	0	0
				Operating/Promoting/Assisting Gambling	0	0	0	0
				Gambling Equipment Violations	0	0	0	0
				Sports Tampering	0	0	0	0
				Pornography/Obscene Material	0	0	0	0
				Prostitution	0	0	0	0
				Assisting or Promoting Prostitution	0	0	0	0
				Purchasing Prostitution	0	0	0	0
				Weapon Law Violations	0	0	0	0
				Animal Cruelty	0	0	0	0
				Total Group A Offenses	10	2	2	0

Domestic Incident Victims		
Offense	Reported	Cleared
Murder and Nonnegligent Manslaughter	0	0
Aggravated Assault	0	0
Simple Assault	0	0
Intimidation	0	0
Stalking	0	0
Rape	0	0
Sodomy	0	0
Sexual Assault <u>With</u> An Object	0	0
Fondling	0	0
Incest	0	0
Statutory Rape	0	0
Kidnapping/Abduction	0	0
Total	0	0

Group B Arrests		
Offense	Adult	Juvenile
Curfew/Loitering/Vagrancy Violations	0	0
Disorderly Conduct	0	0
Driving Under the Influence	1	0
Family Offenses (Nonviolent)	0	0
Liquor Law Violations	0	0
Trespass of Real Property	0	0
All Other Offenses	0	0
Total Group B	1	0

(*) Offenses are counted using the FBI Units of Count for Crime
(**) The 'Arrests' column shows arrests made during the selected period, regardless of incident date. Arrest counts may be higher than incident counts.
(***) Negligent Manslaughter now includes the killing of another person associated with driving under the influence, distracted driving (using a cell or smartphone), and reckless driving fatalities.

Golden Valley County Sheriff's Office – 2023

2023 Population Estimate		1,766		Offenses (*)		Arrests (**)	
Offense Overview		Reported	Cleared	Adult	Juvenile		
Offense Total	51	Group A Offenses					
Number Cleared	30	Crimes Against Persons (***)					
Percent Cleared	58.82%	Murder and Nonnegligent Manslaughter	0	0	0	0	
Group A Crimes per 100,000 population	2,887.9	Negligent Manslaughter	0	0	0	0	
		Aggravated Assault	4	4	0	2	
		Simple Assault	20	17	1	10	
		Intimidation	0	0	0	0	
		Stalking	4	0	0	0	
		Kidnapping/Abduction	0	0	0	0	
		Rape	0	0	1	0	
		Sodomy	0	0	0	0	
		Sexual Assault <u>With</u> An Object	0	0	0	0	
		Fondling	2	0	0	0	
		Incest	0	0	0	0	
		Statutory Rape	0	0	0	0	
		Commercial Sex Acts	0	0	0	0	
		Involuntary Servitude	0	0	0	0	
		Crimes Against Property					
		Arson	0	0	0	0	
		Bribery	0	0	0	0	
		Burglary/Breaking & Entering	0	0	0	0	
		Counterfeiting/Forgery	0	0	0	0	
		Destruction/Damage/Vandalism of Property	6	5	0	1	
		Embezzlement	1	0	0	0	
		Extortion/Blackmail	0	0	0	0	
		False Pretenses/Swindle/Confidence Game	0	0	0	0	
		Credit Card/Automated Teller Machine Fraud	1	0	0	0	
		Impersonation	0	0	0	0	
		Welfare Fraud	0	0	0	0	
		Wire Fraud	0	0	0	0	
		Identity Theft	4	1	0	0	
		Hacking/Computer Invasion	0	0	0	0	
		Robbery	0	0	0	0	
		Pocket-picking	0	0	0	0	
		Purse-snatching	0	0	0	0	
		Shoplifting	0	0	0	0	
		Theft From Building	0	0	0	0	
		Theft From Coin Operated Machine or Device	1	0	0	0	
		Theft From Motor Vehicle	1	1	0	1	
		Theft of Motor Vehicle Parts/Accessories	0	0	0	0	
		All Other Larceny	3	0	0	0	
		Motor Vehicle Theft	0	0	0	0	
		Stolen Property Offenses	0	0	0	0	
		Crimes Against Society					
		Drug/Narcotic Violations	2	1	0	1	
		Drug Equipment Violations	1	1	0	0	
		Betting/Wagering	0	0	0	0	
		Operating/Promoting/Assisting Gambling	0	0	0	0	
		Gambling Equipment Violations	0	0	0	0	
		Sports Tampering	0	0	0	0	
		Pornography/Obscene Material	1	0	0	0	
		Prostitution	0	0	0	0	
		Assisting or Promoting Prostitution	0	0	0	0	
		Purchasing Prostitution	0	0	0	0	
		Weapon Law Violations	0	0	0	0	
		Animal Cruelty	0	0	0	0	
		Total Group A Offenses	51	30	2	15	

Domestic Incident Victims		Reported	Cleared
Murder and Nonnegligent Manslaughter	0	0	
Aggravated Assault	0	0	
Simple Assault	1	1	
Intimidation	0	0	
Stalking	1	0	
Rape	0	0	
Sodomy	0	0	
Sexual Assault <u>With</u> An Object	0	0	
Fondling	0	0	
Incest	0	0	
Statutory Rape	0	0	
Kidnapping/Abduction	0	0	
Total	2	1	

Group B Arrests		Adult	Juvenile
Curfew/Loitering/Vagrancy Violations	0	0	
Disorderly Conduct	1	2	
Driving Under the Influence	1	0	
Family Offenses (Nonviolent)	0	0	
Liquor Law Violations	3	1	
Trespass of Real Property	0	0	
All Other Offenses	1	2	
Total Group B	6	5	

(*) Offenses are counted using the FBI Units of Count for Crime
(**) The 'Arrests' column shows arrests made during the selected period, regardless of incident date. Arrest counts may be higher than incident counts.
(***) Negligent Manslaughter now includes the killing of another person associated with driving under the influence, distracted driving (using a cell or smartphone), and reckless driving fatalities.

Grand Forks County Sheriff's Office – 2023

2023 Population Estimate		11,583		Offenses (*)		Arrests (**)	
Offense Overview				Reported	Cleared	Adult	Juvenile
Offense Total	614						
Number Cleared	302						
Percent Cleared	49.19%						
Group A Crimes per 100,000 population	5,300.9						
Arrest Overview							
Total Arrests	487						
Adult Arrests	448						
Juvenile Arrests	39						
Unknown Age	0						
Arrests per 100,000 population	4,204.4						
Average number offenses/incident	1.39						
Domestic Incident Victims							
Offense	Reported	Cleared					
Murder and Nonnegligent Manslaughter	0	0					
Aggravated Assault	7	5					
Simple Assault	21	9					
Intimidation	6	5					
Stalking	6	4					
Rape	3	1					
Sodomy	0	0					
Sexual Assault <u>With</u> An Object	0	0					
Fondling	1	1					
Incest	0	0					
Statutory Rape	0	0					
Kidnapping/Abduction	2	2					
Total	46	27					
Group B Arrests							
Offense	Adult	Juvenile					
Curfew/Loitering/Vagrancy Violations	0	0					
Disorderly Conduct	6	2					
Driving Under the Influence	85	0					
Family Offenses (Nonviolent)	2	7					
Liquor Law Violations	38	3					
Trespass of Real Property	0	0					
All Other Offenses	104	9					
Total Group B	236	21					
(*) Offenses are counted using the FBI Units of Count for Crime							
(**) The 'Arrests' column shows arrests made during the selected period, regardless of incident date. Arrest counts may be higher than incident counts.							
(***) Negligent Manslaughter now includes the killing of another person associated with driving under the influence, distracted driving (using a cell or smartphone), and reckless driving fatalities.							
Group A Offenses							
Crimes Against Persons (***)							
Murder and Nonnegligent Manslaughter	0	0	0	0	0	0	
Negligent Manslaughter	0	0	0	0	0	0	
Aggravated Assault	10	6	6	6	6	0	
Simple Assault	56	29	23	4	23	4	
Intimidation	23	13	10	1	10	1	
Stalking	15	4	3	0	3	0	
Kidnapping/Abduction	2	2	0	0	0	0	
Rape	8	3	1	1	1	1	
Sodomy	1	0	0	0	0	0	
Sexual Assault <u>With</u> An Object	0	0	0	0	0	0	
Fondling	6	2	2	0	2	0	
Incest	0	0	0	0	0	0	
Statutory Rape	0	0	0	0	0	0	
Commercial Sex Acts	0	0	0	0	0	0	
Involuntary Servitude	0	0	0	0	0	0	
Crimes Against Property							
Arson	0	0	0	0	0	0	
Bribery	0	0	0	0	0	0	
Burglary/Breaking & Entering	10	3	2	0	2	0	
Counterfeiting/Forgery	6	1	2	0	2	0	
Destruction/Damage/Vandalism of Property	49	22	16	1	16	1	
Embezzlement	0	0	1	0	1	0	
Extortion/Blackmail	1	0	0	0	0	0	
False Pretenses/Swindle/Confidence Game	41	18	18	0	18	0	
Credit Card/Automated Teller Machine Fraud	5	0	0	0	0	0	
Impersonation	0	0	0	0	0	0	
Welfare Fraud	0	0	0	0	0	0	
Wire Fraud	1	0	0	0	0	0	
Identity Theft	8	0	0	0	0	0	
Hacking/Computer Invasion	0	0	0	0	0	0	
Robbery	1	1	1	0	1	0	
Pocket-picking	0	0	0	0	0	0	
Purse-snatching	0	0	0	0	0	0	
Shoplifting	0	0	0	0	0	0	
Theft From Building	17	4	3	1	3	1	
Theft From Coin Operated Machine or Device	0	0	0	0	0	0	
Theft From Motor Vehicle	15	3	1	0	1	0	
Theft of Motor Vehicle Parts/Accessories	2	0	0	0	0	0	
All Other Larceny	18	3	5	0	5	0	
Motor Vehicle Theft	18	11	4	1	4	1	
Stolen Property Offenses	10	9	5	2	5	2	
Crimes Against Society							
Drug/Narcotic Violations	132	78	67	3	67	3	
Drug Equipment Violations	148	87	41	4	41	4	
Betting/Wagering	0	0	0	0	0	0	
Operating/Promoting/Assisting Gambling	0	0	0	0	0	0	
Gambling Equipment Violations	0	0	0	0	0	0	
Sports Tampering	0	0	0	0	0	0	
Pornography/Obscene Material	2	0	0	0	0	0	
Prostitution	0	0	0	0	0	0	
Assisting or Promoting Prostitution	0	0	0	0	0	0	
Purchasing Prostitution	0	0	0	0	0	0	
Weapon Law Violations	5	3	1	0	1	0	
Animal Cruelty	4	0	0	0	0	0	
Total Group A Offenses	614	302	212	18	212	18	

Grant County Sheriff's Office – 2023

2023 Population Estimate		2,234		Offenses (*)		Arrests (**)			
				Reported	Cleared	Adult	Juvenile		
Offense Overview				Group A Offenses					
Offense Total	10	Crimes Against Persons (***)							
Number Cleared	5	Murder and Nonnegligent Manslaughter							
Percent Cleared	50.00%	Negligent Manslaughter							
Group A Crimes per 100,000 population	447.6	Aggravated Assault							
				Simple Assault					
				Intimidation					
				Stalking					
				Kidnapping/Abduction					
Arrest Overview				Rape					
Total Arrests	7	Sodomy							
Adult Arrests	7	Sexual Assault <u>With</u> An Object							
Juvenile Arrests	0	Fondling							
Unknown Age	0	Incest							
Arrests per 100,000 population	313.3	Statutory Rape							
				Commercial Sex Acts					
				Involuntary Servitude					
Average number offenses/incident	1.11	Crimes Against Property							
Domestic Incident Victims				Arson					
Offense	Reported	Cleared	Bribery						
Murder and Nonnegligent Manslaughter	0	0	Burglary/Breaking & Entering						
Aggravated Assault	0	0	Counterfeiting/Forgery						
Simple Assault	2	2	Destruction/Damage/Vandalism of Property						
Intimidation	0	0	Embezzlement						
Stalking	0	0	Extortion/Blackmail						
Rape	0	0	False Pretenses/Swindle/Confidence Game						
Sodomy	0	0	Credit Card/Automated Teller Machine Fraud						
Sexual Assault <u>With</u> An Object	0	0	Impersonation						
Fondling	0	0	Welfare Fraud						
Incest	0	0	Wire Fraud						
Statutory Rape	0	0	Identity Theft						
Kidnapping/Abduction	0	0	Hacking/Computer Invasion						
Total	2	2	Robbery						
Group B Arrests				Pocket-picking					
Offense	Adult	Juvenile	Purse-snatching						
Curfew/Loitering/Vagrancy Violations	0	0	Shoplifting						
Disorderly Conduct	1	0	Theft From Building						
Driving Under the Influence	0	0	Theft From Coin Operated Machine or Device						
Family Offenses (Nonviolent)	0	0	Theft From Motor Vehicle						
Liquor Law Violations	0	0	Theft of Motor Vehicle Parts/Accessories						
Trespass of Real Property	0	0	All Other Larceny						
All Other Offenses	1	0	Motor Vehicle Theft						
Total Group B	2	0	Stolen Property Offenses						
				Crimes Against Society					
				Drug/Narcotic Violations					
				Drug Equipment Violations					
				Betting/Wagering					
				Operating/Promoting/Assisting Gambling					
				Gambling Equipment Violations					
				Sports Tampering					
				Pornography/Obscene Material					
				Prostitution					
				Assisting or Promoting Prostitution					
				Purchasing Prostitution					
				Weapon Law Violations					
				Animal Cruelty					
				Total Group A Offenses					

(*) Offenses are counted using the FBI Units of Count for Crime
 (**) The 'Arrests' column shows arrests made during the selected period, regardless of incident date. Arrest counts may be higher than incident counts.
 (***) Negligent Manslaughter now includes the killing of another person associated with driving under the influence, distracted driving (using a cell or smartphone), and reckless driving fatalities.

Griggs County Sheriff's Office – 2023

2023 Population Estimate		2,243		Offenses (*)		Arrests (**)	
Offense Overview				Reported	Cleared	Adult	Juvenile
Offense Total	14	Group A Offenses					
Number Cleared	2	Crimes Against Persons (***)					
Percent Cleared	14.29%	Murder and Nonnegligent Manslaughter	0	0	0	0	
Group A Crimes per 100,000 population	624.2	Negligent Manslaughter	0	0	0	0	
		Aggravated Assault	1	0	0	0	
		Simple Assault	4	1	1	0	
		Intimidation	1	0	0	0	
		Stalking	0	0	0	0	
		Kidnapping/Abduction	0	0	0	0	
		Rape	0	0	0	0	
		Sodomy	0	0	0	0	
		Sexual Assault <u>With</u> An Object	0	0	0	0	
		Fondling	0	0	0	0	
		Incest	0	0	0	0	
		Statutory Rape	0	0	0	0	
		Commercial Sex Acts	0	0	0	0	
		Involuntary Servitude	0	0	0	0	
		Crimes Against Property					
		Arson	1	0	0	0	
		Bribery	0	0	0	0	
		Burglary/Breaking & Entering	1	0	0	0	
		Counterfeiting/Forgery	0	0	0	0	
		Destruction/Damage/Vandalism of Property	4	0	0	0	
		Embezzlement	0	0	0	0	
		Extortion/Blackmail	0	0	0	0	
		False Pretenses/Swindle/Confidence Game	0	0	0	0	
		Credit Card/Automated Teller Machine Fraud	0	0	0	0	
		Impersonation	0	0	0	0	
		Welfare Fraud	0	0	0	0	
		Wire Fraud	0	0	0	0	
		Identity Theft	0	0	0	0	
		Hacking/Computer Invasion	0	0	0	0	
		Robbery	0	0	0	0	
		Pocket-picking	0	0	0	0	
		Purse-snatching	0	0	0	0	
		Shoplifting	0	0	0	0	
		Theft From Building	0	0	0	0	
		Theft From Coin Operated Machine or Device	0	0	0	0	
		Theft From Motor Vehicle	0	0	0	0	
		Theft of Motor Vehicle Parts/Accessories	0	0	0	0	
		All Other Larceny	0	0	0	0	
		Motor Vehicle Theft	0	0	0	0	
		Stolen Property Offenses	1	0	0	0	
		Crimes Against Society					
		Drug/Narcotic Violations	1	1	1	0	
		Drug Equipment Violations	0	0	0	0	
		Betting/Wagering	0	0	0	0	
		Operating/Promoting/Assisting Gambling	0	0	0	0	
		Gambling Equipment Violations	0	0	0	0	
		Sports Tampering	0	0	0	0	
		Pornography/Obscene Material	0	0	0	0	
		Prostitution	0	0	0	0	
		Assisting or Promoting Prostitution	0	0	0	0	
		Purchasing Prostitution	0	0	0	0	
		Weapon Law Violations	0	0	0	0	
		Animal Cruelty	0	0	0	0	
		Total Group A Offenses	14	2	2	0	
Domestic Incident Victims							
Offense	Reported	Cleared					
Murder and Nonnegligent Manslaughter	0	0					
Aggravated Assault	1	0					
Simple Assault	0	0					
Intimidation	0	0					
Stalking	0	0					
Rape	0	0					
Sodomy	0	0					
Sexual Assault <u>With</u> An Object	0	0					
Fondling	0	0					
Incest	0	0					
Statutory Rape	0	0					
Kidnapping/Abduction	0	0					
Total	1	0					
Group B Arrests							
Offense	Adult	Juvenile					
Curfew/Loitering/Vagrancy Violations	0	0					
Disorderly Conduct	0	0					
Driving Under the Influence	0	0					
Family Offenses (Nonviolent)	0	0					
Liquor Law Violations	1	0					
Trespass of Real Property	0	0					
All Other Offenses	0	0					
Total Group B	1	0					

(*) Offenses are counted using the FBI Units of Count for Crime
 (**) The 'Arrests' column shows arrests made during the selected period, regardless of incident date. Arrest counts may be higher than incident counts.

(***) Negligent Manslaughter now includes the killing of another person associated with driving under the influence, distracted driving (using a cell or smartphone), and reckless driving fatalities.

Hettinger County Sheriff's Office – 2023

2023 Population Estimate		2,390		Offenses (**)		Arrests (**)	
Offense Overview		Reported	Cleared	Adult	Juvenile		
Offense Total	48	Group A Offenses					
Number Cleared	11	Crimes Against Persons (***)					
Percent Cleared	22.92%	Murder and Nonnegligent Manslaughter	0	0	0	0	0
Group A Crimes per 100,000 population	2,008.4	Negligent Manslaughter	0	0	0	0	0
		Aggravated Assault	0	0	0	0	0
		Simple Assault	9	2	1	1	1
		Intimidation	4	1	0	0	0
		Stalking	2	0	0	0	0
		Kidnapping/Abduction	0	0	0	0	0
Arrest Overview		Rape	1	0	0	0	0
Total Arrests	18	Sodomy	0	0	0	0	0
Adult Arrests	17	Sexual Assault <u>With</u> An Object	0	0	0	0	0
Juvenile Arrests	1	Fondling	0	0	0	0	0
Unknown Age	0	Incest	0	0	0	0	0
Arrests per 100,000 population	753.1	Statutory Rape	0	0	0	0	0
		Commercial Sex Acts	0	0	0	0	0
		Involuntary Servitude	0	0	0	0	0
Average number offenses/incident	1.17	Crimes Against Property					
Domestic Incident Victims		Arson	0	0	0	0	0
Offense	Reported	Cleared	Bribery	0	0	0	0
Murder and Nonnegligent Manslaughter	0	0	Burglary/Breaking & Entering	3	0	0	0
Aggravated Assault	0	0	Counterfeiting/Forgery	0	0	0	0
Simple Assault	3	1	Destruction/Damage/Vandalism of Property	7	1	0	0
Intimidation	2	0	Embezzlement	0	0	0	0
Stalking	0	0	Extortion/Blackmail	0	0	0	0
Rape	0	0	False Pretenses/Swindle/Confidence Game	0	0	0	0
Sodomy	0	0	Credit Card/Automated Teller Machine Fraud	1	0	0	0
Sexual Assault <u>With</u> An Object	0	0	Impersonation	0	0	0	0
Fondling	0	0	Welfare Fraud	0	0	0	0
Incest	0	0	Wire Fraud	1	0	0	0
Statutory Rape	0	0	Identity Theft	0	0	0	0
Kidnapping/Abduction	0	0	Hacking/Computer Invasion	0	0	0	0
Total	5	1	Robbery	0	0	0	0
Group B Arrests			Pocket-picking	0	0	0	0
Offense	Adult	Juvenile	Purse-snatching	0	0	0	0
Curfew/Loitering/Vagrancy Violations	0	0	Shoplifting	0	0	0	0
Disorderly Conduct	1	0	Theft From Building	2	0	0	0
Driving Under the Influence	9	0	Theft From Coin Operated Machine or Device	0	0	0	0
Family Offenses (Nonviolent)	0	0	Theft From Motor Vehicle	0	0	0	0
Liquor Law Violations	0	0	Theft of Motor Vehicle Parts/Accessories	0	0	0	0
Trespass of Real Property	0	0	All Other Larceny	2	0	0	0
All Other Offenses	2	0	Motor Vehicle Theft	1	1	0	0
Total Group B	12	0	Stolen Property Offenses	1	0	0	0
			Crimes Against Society				
			Drug/Narcotic Violations	6	3	2	0
			Drug Equipment Violations	8	3	2	0
			Betting/Wagering	0	0	0	0
			Operating/Promoting/Assisting Gambling	0	0	0	0
			Gambling Equipment Violations	0	0	0	0
			Sports Tampering	0	0	0	0
			Pornography/Obscene Material	0	0	0	0
			Prostitution	0	0	0	0
			Assisting or Promoting Prostitution	0	0	0	0
			Purchasing Prostitution	0	0	0	0
			Weapon Law Violations	0	0	0	0
			Animal Cruelty	0	0	0	0
			Total Group A Offenses	48	11	5	1

(*) Offenses are counted using the FBI Units of Count for Crime
(**) The 'Arrests' column shows arrests made during the selected period, regardless of incident date. Arrest counts may be higher than incident counts.
(***) Negligent Manslaughter now includes the killing of another person associated with driving under the influence, distracted driving (using a cell or smartphone), and reckless driving fatalities.

LaMoure County Sheriff's Office – 2023

2022 Population Estimate		3,332		Offenses (*)		Arrests (**)	
Offense Overview		Reported	Cleared	Adult	Juvenile		
Offense Total	21	Group A Offenses		Crimes Against Persons (***)			
Number Cleared	4	Murder and Nonnegligent Manslaughter	0	0	0	0	
Percent Cleared	19.05%	Negligent Manslaughter	0	0	0	0	
Group A Crimes per 100,000 population	630.3	Aggravated Assault	1	1	1	0	
		Simple Assault	4	3	1	1	
		Intimidation	0	0	0	0	
		Stalking	3	0	0	0	
		Kidnapping/Abduction	1	0	0	0	
		Rape	0	0	0	0	
		Sodomy	0	0	0	0	
		Sexual Assault With An Object	0	0	0	0	
		Fondling	0	0	0	0	
		Incest	0	0	0	0	
		Statutory Rape	0	0	0	0	
		Commercial Sex Acts	0	0	0	0	
		Involuntary Servitude	0	0	0	0	
		Crimes Against Property					
		Arson	0	0	0	0	
		Bribery	0	0	0	0	
		Burglary/Breaking & Entering	0	0	0	0	
		Counterfeiting/Forgery	0	0	0	0	
		Destruction/Damage/Vandalism of Property	4	0	0	0	
		Embezzlement	0	0	0	0	
		Extortion/Blackmail	0	0	0	0	
		False Pretenses/Swindle/Confidence Game	0	0	0	0	
		Credit Card/Automated Teller Machine Fraud	0	0	0	0	
		Impersonation	0	0	0	0	
		Welfare Fraud	0	0	0	0	
		Wire Fraud	0	0	0	0	
		Identity Theft	0	0	0	0	
		Hacking/Computer Invasion	0	0	0	0	
		Robbery	0	0	0	0	
		Pocket-picking	0	0	0	0	
		Purse-snatching	0	0	0	0	
		Shoplifting	0	0	0	0	
		Theft From Building	0	0	0	0	
		Theft From Coin Operated Machine or Device	0	0	0	0	
		Theft From Motor Vehicle	0	0	0	0	
		Theft of Motor Vehicle Parts/Accessories	0	0	0	0	
		All Other Larceny	1	0	0	0	
		Motor Vehicle Theft	3	0	0	0	
		Stolen Property Offenses	0	0	0	0	
		Crimes Against Society					
		Drug/Narcotic Violations	0	0	0	0	
		Drug Equipment Violations	1	0	0	0	
		Betting/Wagering	0	0	0	0	
		Operating/Promoting/Assisting Gambling	0	0	0	0	
		Gambling Equipment Violations	0	0	0	0	
		Sports Tampering	0	0	0	0	
		Pornography/Obscene Material	1	0	0	0	
		Prostitution	0	0	0	0	
		Assisting or Promoting Prostitution	0	0	0	0	
		Purchasing Prostitution	0	0	0	0	
		Weapon Law Violations	1	0	0	0	
		Animal Cruelty	1	0	0	0	
		Total Group A Offenses	21	4	2	1	
Domestic Incident Victims		Reported	Cleared				
Offense							
Murder and Nonnegligent Manslaughter	0	0	0				
Aggravated Assault	1	1	1				
Simple Assault	4	3	3				
Intimidation	0	0	0				
Stalking	0	0	0				
Rape	0	0	0				
Sodomy	0	0	0				
Sexual Assault With An Object	0	0	0				
Fondling	0	0	0				
Incest	0	0	0				
Statutory Rape	0	0	0				
Kidnapping/Abduction	0	0	0				
Total	5	4	4				
Group B Arrests		Adult	Juvenile				
Offense							
Curfew/Loitering/Vagrancy Violations	0	0	0				
Disorderly Conduct	0	0	0				
Driving Under the Influence	2	0	0				
Family Offenses (Nonviolent)	0	0	0				
Liquor Law Violations	1	0	0				
Trespass of Real Property	0	0	0				
All Other Offenses	0	0	0				
Total Group B	3	0	0				

(*) Offenses are counted using the FBI Units of Count for Crime
 (**) The 'Arrests' column shows arrests made during the selected period, regardless of incident date. Arrest counts may be higher than incident counts.
 (***) Negligent Manslaughter now includes the killing of another person associated with driving under the influence, distracted driving (using a cell or smartphone), and reckless driving fatalities.

Logan County Sheriff's Office – 2023

2023 Population Estimate		1,124		Offenses (**)		Arrests (**)	
Offense Overview				Reported	Cleared	Adult	Juvenile
Offense Total		9					
Number Cleared		4					
Percent Cleared		44.44%					
Group A Crimes per 100,000 population		800.7					
Arrest Overview							
Total Arrests		22					
Adult Arrests		21					
Juvenile Arrests		1					
Unknown Age		0					
Arrests per 100,000 population		1,957.3					
Average number offenses/incident		1.50					
Domestic Incident Victims							
Offense		Reported	Cleared				
Murder and Nonnegligent Manslaughter		0	0				
Aggravated Assault		0	0				
Simple Assault		0	0				
Intimidation		0	0				
Stalking		0	0				
Rape		0	0				
Sodomy		0	0				
Sexual Assault <u>With</u> An Object		0	0				
Fondling		0	0				
Incest		0	0				
Statutory Rape		0	0				
Kidnapping/Abduction		0	0				
Total		0	0				
Group B Arrests							
Offense		Adult	Juvenile				
Curfew/Loitering/Vagrancy Violations		0	0				
Disorderly Conduct		2	0				
Driving Under the Influence		5	0				
Family Offenses (Nonviolent)		2	0				
Liquor Law Violations		3	1				
Trespass of Real Property		0	0				
All Other Offenses		3	0				
Total Group B		15	1				
<p>(*) Offenses are counted using the FBI Units of Count for Crime (**) The 'Arrests' column shows arrests made during the selected period, regardless of incident date. Arrest counts may be higher than incident counts. (***) Negligent Manslaughter now includes the killing of another person associated with driving under the influence, distracted driving (using a cell or smartphone), and reckless driving fatalities.</p>							
Group A Offenses							
Crimes Against Persons (***)							
Murder and Nonnegligent Manslaughter		0	0	0	0	0	0
Negligent Manslaughter		0	0	0	0	0	0
Aggravated Assault		1	0	0	0	0	0
Simple Assault		0	0	0	0	0	0
Intimidation		1	1	1	1	0	0
Stalking		0	0	0	0	0	0
Kidnapping/Abduction		0	0	0	0	0	0
Rape		0	0	0	0	0	0
Sodomy		0	0	0	0	0	0
Sexual Assault <u>With</u> An Object		0	0	0	0	0	0
Fondling		0	0	0	0	0	0
Incest		0	0	0	0	0	0
Statutory Rape		0	0	0	0	0	0
Commercial Sex Acts		0	0	0	0	0	0
Involuntary Servitude		0	0	0	0	0	0
Crimes Against Property							
Arson		0	0	0	0	0	0
Bribery		0	0	0	0	0	0
Burglary/Breaking & Entering		1	0	0	0	0	0
Counterfeiting/Forgery		0	0	0	0	0	0
Destruction/Damage/Vandalism of Property		0	0	0	0	0	0
Embezzlement		0	0	0	0	0	0
Extortion/Blackmail		0	0	0	0	0	0
False Pretenses/Swindle/Confidence Game		1	0	0	0	0	0
Credit Card/Automated Teller Machine Fraud		0	0	0	0	0	0
Impersonation		0	0	0	0	0	0
Welfare Fraud		0	0	0	0	0	0
Wire Fraud		0	0	0	0	0	0
Identity Theft		0	0	0	0	0	0
Hacking/Computer Invasion		0	0	0	0	0	0
Robbery		0	0	0	0	0	0
Pocket-picking		0	0	0	0	0	0
Purse-snatching		0	0	0	0	0	0
Shoplifting		0	0	0	0	0	0
Theft From Building		0	0	0	0	0	0
Theft From Coin Operated Machine or Device		0	0	0	0	0	0
Theft From Motor Vehicle		0	0	0	0	0	0
Theft of Motor Vehicle Parts/Accessories		0	0	0	0	0	0
All Other Larceny		0	0	0	0	0	0
Motor Vehicle Theft		1	0	0	0	0	0
Stolen Property Offenses		0	0	0	0	0	0
Crimes Against Society							
Drug/Narcotic Violations		3	3	5	0	0	0
Drug Equipment Violations		1	0	0	0	0	0
Betting/Wagering		0	0	0	0	0	0
Operating/Promoting/Assisting Gambling		0	0	0	0	0	0
Gambling Equipment Violations		0	0	0	0	0	0
Sports Tampering		0	0	0	0	0	0
Pornography/Obscene Material		0	0	0	0	0	0
Prostitution		0	0	0	0	0	0
Assisting or Promoting Prostitution		0	0	0	0	0	0
Purchasing Prostitution		0	0	0	0	0	0
Weapon Law Violations		0	0	0	0	0	0
Animal Cruelty		0	0	0	0	0	0
Total Group A Offenses		9	4	6	0	0	0

McHenry County Sheriff's Office – 2023

2023 Population Estimate		5,158		Offenses (*)		Arrests (**)	
Offense Overview		Reported	Cleared	Adult	Juvenile		
Offense Total	134	Group A Offenses					
Number Cleared	94	Crimes Against Persons (***)					
Percent Cleared	70.15%	Murder and Nonnegligent Manslaughter	0	0	0	0	
Group A Crimes per 100,000 population	2,597.9	Negligent Manslaughter	1	0	0	0	
		Aggravated Assault	0	0	0	0	
		Simple Assault	11	11	8	1	
		Intimidation	8	7	4	1	
		Stalking	2	0	0	0	
		Kidnapping/Abduction	0	0	0	0	
		Rape	0	0	0	0	
		Sodomy	0	0	0	0	
		Sexual Assault <u>With</u> An Object	0	0	0	0	
		Fondling	2	0	0	0	
		Incest	0	0	0	0	
		Statutory Rape	0	0	0	0	
		Commercial Sex Acts	0	0	0	0	
		Involuntary Servitude	0	0	0	0	
		Crimes Against Property					
		Arson	0	0	0	0	
		Bribery	0	0	0	0	
		Burglary/Breaking & Entering	2	0	0	0	
		Counterfeiting/Forgery	3	0	0	0	
		Destruction/Damage/Vandalism of Property	13	7	1	1	
		Embezzlement	0	0	0	0	
		Extortion/Blackmail	0	0	0	0	
		False Pretenses/Swindle/Confidence Game	9	7	5	0	
		Credit Card/Automated Teller Machine Fraud	0	0	0	0	
		Impersonation	0	0	0	0	
		Welfare Fraud	0	0	0	0	
		Wire Fraud	1	0	0	0	
		Identity Theft	1	1	0	0	
		Hacking/Computer Invasion	0	0	0	0	
		Robbery	0	0	0	0	
		Pocket-picking	0	0	0	0	
		Purse-snatching	0	0	0	0	
		Shoplifting	0	0	0	0	
		Theft From Building	0	0	0	0	
		Theft From Coin Operated Machine or Device	1	0	0	0	
		Theft From Motor Vehicle	2	0	0	0	
		Theft of Motor Vehicle Parts/Accessories	0	0	0	0	
		All Other Larceny	14	3	2	0	
		Motor Vehicle Theft	2	2	2	0	
		Stolen Property Offenses	0	0	0	0	
		Crimes Against Society					
		Drug/Narcotic Violations	23	21	16	0	
		Drug Equipment Violations	29	28	14	2	
		Betting/Wagering	0	0	0	0	
		Operating/Promoting/Assisting Gambling	0	0	0	0	
		Gambling Equipment Violations	0	0	0	0	
		Sports Tampering	0	0	0	0	
		Pornography/Obscene Material	0	0	0	0	
		Prostitution	0	0	0	0	
		Assisting or Promoting Prostitution	0	0	0	0	
		Purchasing Prostitution	0	0	0	0	
		Weapon Law Violations	8	6	5	0	
		Animal Cruelty	2	1	0	0	
		Total Group A Offenses	134	94	57	5	
Domestic Incident Victims							
Offense	Reported	Cleared					
Murder and Nonnegligent Manslaughter	0	0					
Aggravated Assault	0	0					
Simple Assault	8	8					
Intimidation	5	4					
Stalking	0	0					
Rape	0	0					
Sodomy	0	0					
Sexual Assault <u>With</u> An Object	0	0					
Fondling	0	0					
Incest	0	0					
Statutory Rape	0	0					
Kidnapping/Abduction	0	0					
Total	13	12					
Group B Arrests							
Offense	Adult	Juvenile					
Curfew/Loitering/Vagrancy Violations	0	0					
Disorderly Conduct	1	2					
Driving Under the Influence	28	1					
Family Offenses (Nonviolent)	0	0					
Liquor Law Violations	2	2					
Trespass of Real Property	0	2					
All Other Offenses	13	0					
Total Group B	44	7					

(*) Offenses are counted using the FBI Units of Count for Crime
 (**) The 'Arrests' column shows arrests made during the selected period, regardless of incident date. Arrest counts may be higher than incident counts.
 (***) Negligent Manslaughter now includes the killing of another person associated with driving under the influence, distracted driving (using a cell or smartphone), and reckless driving fatalities.

McIntosh County Sheriff's Office – 2023

2023 Population Estimate		1,639		Offenses (*)		Arrests (**)	
Offense Overview				Reported	Cleared	Adult	Juvenile
Offense Total	60	Group A Offenses					
Number Cleared	30	Crimes Against Persons (***)					
Percent Cleared	50.00%	Murder and Nonnegligent Manslaughter					
Group A Crimes per 100,000 population	3,660.8	Negligent Manslaughter					
		Aggravated Assault					
		Simple Assault					
		Intimidation					
		Stalking					
		Kidnapping/Abduction					
		Rape					
		Sodomy					
		Sexual Assault <u>With</u> An Object					
		Fondling					
		Incest					
		Statutory Rape					
		Commercial Sex Acts					
		Involuntary Servitude					
		Crimes Against Property					
		Arson					
		Bribery					
		Burglary/Breaking & Entering					
		Counterfeiting/Forgery					
		Destruction/Damage/Vandalism of Property					
		Embezzlement					
		Extortion/Blackmail					
		False Pretenses/Swindle/Confidence Game					
		Credit Card/Automated Teller Machine Fraud					
		Impersonation					
		Welfare Fraud					
		Wire Fraud					
		Identity Theft					
		Hacking/Computer Invasion					
		Robbery					
		Pocket-picking					
		Purse-snatching					
		Shoplifting					
		Theft From Building					
		Theft From Coin Operated Machine or Device					
		Theft From Motor Vehicle					
		Theft of Motor Vehicle Parts/Accessories					
		All Other Larceny					
		Motor Vehicle Theft					
		Stolen Property Offenses					
		Crimes Against Society					
		Drug/Narcotic Violations					
		Drug Equipment Violations					
		Betting/Wagering					
		Operating/Promoting/Assisting Gambling					
		Gambling Equipment Violations					
		Sports Tampering					
		Pornography/Obscene Material					
		Prostitution					
		Assisting or Promoting Prostitution					
		Purchasing Prostitution					
		Weapon Law Violations					
		Animal Cruelty					
		Total Group A Offenses					
		Group B Arrests					
		Adult	Juvenile				
Curfew/Loitering/Vagrancy Violations	0	0	0				
Disorderly Conduct	1	0	0				
Driving Under the Influence	5	0	0				
Family Offenses (Nonviolent)	0	0	0				
Liquor Law Violations	5	6	0				
Trespass of Real Property	1	0	0				
All Other Offenses	4	0	0				
		Total Group B					
		16	6				

(*) Offenses are counted using the FBI Units of Count for Crime
 (**) The 'Arrests' column shows arrests made during the selected period, regardless of incident date. Arrest counts may be higher than incident counts.
 (***) Negligent Manslaughter now includes the killing of another person associated with driving under the influence, distracted driving (using a cell or smartphone), and reckless driving fatalities.

McKenzie County Sheriff's Office – 2023

2023 Population Estimate		7,863		Offenses (**)		Arrests (**)	
Offense Overview		Reported	Cleared	Adult	Juvenile		
Offense Total	407	Group A Offenses					
Number Cleared	169	Crimes Against Persons (***)					
Percent Cleared	41.52%	Murder and Nonnegligent Manslaughter	2	2	0	0	
Group A Crimes per 100,000 population	5,176.1	Negligent Manslaughter	0	0	0	0	
		Aggravated Assault	20	15	14	0	
		Simple Assault	49	24	24	0	
		Intimidation	25	13	10	1	
		Stalking	1	0	0	0	
		Kidnapping/Abduction	0	0	0	0	
		Rape	1	0	0	0	
		Sodomy	0	0	0	0	
		Sexual Assault <u>With</u> An Object	0	0	0	0	
		Fondling	13	0	0	0	
		Incest	0	0	0	0	
		Statutory Rape	0	0	0	0	
		Commercial Sex Acts	0	0	0	0	
		Involuntary Servitude	0	0	0	0	
		Crimes Against Property					
		Arson	0	0	0	0	
		Bribery	0	0	0	0	
		Burglary/Breaking & Entering	4	3	3	0	
		Counterfeiting/Forgery	2	2	1	0	
		Destruction/Damage/Vandalism of Property	21	9	4	2	
		Embezzlement	1	0	0	0	
		Extortion/Blackmail	0	0	0	0	
		False Pretenses/Swindle/Confidence Game	15	1	0	0	
		Credit Card/Automated Teller Machine Fraud	0	0	0	0	
		Impersonation	6	1	0	0	
		Welfare Fraud	0	0	0	0	
		Wire Fraud	0	0	0	0	
		Identity Theft	0	0	0	0	
		Hacking/Computer Invasion	0	0	0	0	
		Robbery	0	0	0	0	
		Pocket-picking	0	0	0	0	
		Purse-snatching	0	0	0	0	
		Shoplifting	0	0	0	0	
		Theft From Building	1	0	0	0	
		Theft From Coin Operated Machine or Device	0	0	0	0	
		Theft From Motor Vehicle	5	0	0	0	
		Theft of Motor Vehicle Parts/Accessories	2	0	0	0	
		All Other Larceny	65	4	3	0	
		Motor Vehicle Theft	8	1	0	0	
		Stolen Property Offenses	4	3	2	0	
		Crimes Against Society					
		Drug/Narcotic Violations	80	42	37	0	
		Drug Equipment Violations	73	45	19	0	
		Betting/Wagering	0	0	0	0	
		Operating/Promoting/Assisting Gambling	0	0	0	0	
		Gambling Equipment Violations	0	0	0	0	
		Sports Tampering	0	0	0	0	
		Pornography/Obscene Material	3	0	0	0	
		Prostitution	0	0	0	0	
		Assisting or Promoting Prostitution	0	0	0	0	
		Purchasing Prostitution	0	0	0	0	
		Weapon Law Violations	6	4	1	0	
		Animal Cruelty	0	0	0	0	
		Total Group A Offenses	407	169	118	3	
Domestic Incident Victims							
Offense	Reported	Cleared					
Murder and Nonnegligent Manslaughter	1	1					
Aggravated Assault	10	9					
Simple Assault	36	21					
Intimidation	7	6					
Stalking	0	0					
Rape	1	0					
Sodomy	0	0					
Sexual Assault <u>With</u> An Object	0	0					
Fondling	0	0					
Incest	0	0					
Statutory Rape	0	0					
Kidnapping/Abduction	0	0					
Total	55	37					
Group B Arrests							
Offense	Adult	Juvenile					
Curfew/Loitering/Vagrancy Violations	0	0					
Disorderly Conduct	7	0					
Driving Under the Influence	130	1					
Family Offenses (Nonviolent)	0	0					
Liquor Law Violations	6	0					
Trespass of Real Property	2	0					
All Other Offenses	15	0					
Total Group B	160	1					

(*) Offenses are counted using the FBI Units of Count for Crime
 (**) The 'Arrests' column shows arrests made during the selected period, regardless of incident date. Arrest counts may be higher than incident counts.
 (***) Negligent Manslaughter now includes the killing of another person associated with driving under the influence, distracted driving (using a cell or smartphone), and reckless driving fatalities.

McLean County Sheriff's Office – 2023

2023 Population Estimate		8,448		Offenses (*)		Arrests (**)		
				Reported	Cleared	Adult	Juvenile	
Offense Overview				Group A Offenses				
Offense Total	408			Crimes Against Persons (***)				
Number Cleared	228			Murder and Nonnegligent Manslaughter	0	0	0	0
Percent Cleared	55.88%			Negligent Manslaughter	0	0	0	0
Group A Crimes per 100,000 population	4,829.5			Aggravated Assault	7	5	6	0
				Simple Assault	39	20	12	4
				Intimidation	5	0	0	0
				Stalking	33	2	1	1
Arrest Overview				Kidnapping/Abduction	1	1	1	0
Total Arrests	275			Rape	4	1	0	1
Adult Arrests	235			Sodomy	1	1	0	1
Juvenile Arrests	40			Sexual Assault <u>With</u> An Object	0	0	0	0
Unknown Age	0			Fondling	4	0	0	0
Arrests per 100,000 population	3,255.2			Incest	0	0	0	0
				Statutory Rape	1	0	0	0
				Commercial Sex Acts	0	0	0	0
				Involuntary Servitude	0	0	0	0
				Crimes Against Property				
Average number offenses/incident				1.33				
Domestic Incident Victims								
Offense	Reported	Cleared						
Murder and Nonnegligent Manslaughter	0	0	Arson	1	0	0	0	
Aggravated Assault	4	3	Bribery	0	0	0	0	
Simple Assault	26	13	Burglary/Breaking & Entering	13	5	7	2	
Intimidation	2	0	Counterfeiting/Forgery	3	0	0	0	
Stalking	4	0	Destruction/Damage/Vandalism of Property	35	9	4	5	
Rape	1	0	Embezzlement	2	1	1	0	
Sodomy	1	1	Extortion/Blackmail	2	0	0	0	
Sexual Assault <u>With</u> An Object	0	0	False Pretenses/Swindle/Confidence Game	21	14	12	5	
Fondling	2	0	Credit Card/Automated Teller Machine Fraud	2	0	0	0	
Incest	0	0	Impersonation	0	0	0	0	
Statutory Rape	0	0	Welfare Fraud	0	0	0	0	
Kidnapping/Abduction	1	1	Wire Fraud	3	0	0	0	
Total	41	18	Identity Theft	7	0	0	0	
				Hacking/Computer Invasion	0	0	0	
Group B Arrests				Robbery	0	0	0	
Offense	Adult	Juvenile	Pocket-picking	0	0	0	0	
Curfew/Loitering/Vagrancy Violations	0	0	Purse-snatching	0	0	0	0	
Disorderly Conduct	9	0	Shoplifting	0	0	0	0	
Driving Under the Influence	44	1	Theft From Building	2	0	0	0	
Family Offenses (Nonviolent)	2	2	Theft From Coin Operated Machine or Device	0	0	0	0	
Liquor Law Violations	11	3	Theft From Motor Vehicle	1	0	0	0	
Trespass of Real Property	4	1	Theft of Motor Vehicle Parts/Accessories	3	0	0	0	
All Other Offenses	12	1	All Other Larceny	27	4	2	0	
Total Group B	82	8	Motor Vehicle Theft	7	3	2	0	
				Stolen Property Offenses	3	3	1	
				Crimes Against Society				
				Drug/Narcotic Violations	80	72	59	10
				Drug Equipment Violations	92	80	38	2
				Betting/Wagering	0	0	0	0
				Operating/Promoting/Assisting Gambling	0	0	0	0
				Gambling Equipment Violations	0	0	0	0
				Sports Tampering	0	0	0	0
				Pornography/Obscene Material	1	1	1	0
				Prostitution	0	0	0	0
				Assisting or Promoting Prostitution	0	0	0	0
				Purchasing Prostitution	0	0	0	0
				Weapon Law Violations	5	5	6	0
				Animal Cruelty	3	1	0	0
				Total Group A Offenses	408	228	153	32

(*) Offenses are counted using the FBI Units of Count for Crime
 (**) The 'Arrests' column shows arrests made during the selected period, regardless of incident date. Arrest counts may be higher than incident counts.
 (***) Negligent Manslaughter now includes the killing of another person associated with driving under the influence, distracted driving (using a cell or smartphone), and reckless driving fatalities.

Mercer County Sheriff's Office – 2023

2023 Population Estimate		3,055		Offenses (*)		Arrests (**)	
Offense Overview		Reported	Cleared	Adult	Juvenile		
Offense Total	96	Group A Offenses					
Number Cleared	50	Crimes Against Persons (***)					
Percent Cleared	52.08%	Murder and Nonnegligent Manslaughter	0	0	0	0	
Group A Crimes per 100,000 population	3,142.4	Negligent Manslaughter	0	0	0	0	
		Aggravated Assault	1	0	0	0	
		Simple Assault	7	2	2	0	
		Intimidation	11	9	3	0	
		Stalking	1	0	0	0	
		Kidnapping/Abduction	0	0	0	0	
		Rape	0	0	0	0	
		Sodomy	0	0	0	0	
		Sexual Assault <u>With</u> An Object	0	0	0	0	
		Fondling	0	0	0	0	
		Incest	0	0	0	0	
		Statutory Rape	0	0	0	0	
		Commercial Sex Acts	0	0	0	0	
		Involuntary Servitude	0	0	0	0	
		Crimes Against Property					
		Arson	0	0	0	0	
		Bribery	0	0	0	0	
		Burglary/Breaking & Entering	4	0	0	0	
		Counterfeiting/Forgery	0	0	0	0	
		Destruction/Damage/Vandalism of Property	8	0	0	0	
		Embezzlement	0	0	0	0	
		Extortion/Blackmail	0	0	0	0	
		False Pretenses/Swindle/Confidence Game	2	1	1	0	
		Credit Card/Automated Teller Machine Fraud	0	0	0	0	
		Impersonation	0	0	0	0	
		Welfare Fraud	0	0	0	0	
		Wire Fraud	0	0	0	0	
		Identity Theft	2	0	0	0	
		Hacking/Computer Invasion	0	0	0	0	
		Robbery	0	0	0	0	
		Pocket-picking	0	0	0	0	
		Purse-snatching	0	0	0	0	
		Shoplifting	0	0	0	0	
		Theft From Building	3	0	0	0	
		Theft From Coin Operated Machine or Device	0	0	0	0	
		Theft From Motor Vehicle	2	0	0	0	
		Theft of Motor Vehicle Parts/Accessories	0	0	0	0	
		All Other Larceny	11	1	1	0	
		Motor Vehicle Theft	2	1	0	0	
		Stolen Property Offenses	2	1	0	1	
		Crimes Against Society					
		Drug/Narcotic Violations	16	14	7	1	
		Drug Equipment Violations	22	20	19	0	
		Betting/Wagering	0	0	0	0	
		Operating/Promoting/Assisting Gambling	0	0	0	0	
		Gambling Equipment Violations	0	0	0	0	
		Sports Tampering	0	0	0	0	
		Pornography/Obscene Material	0	0	0	0	
		Prostitution	0	0	0	0	
		Assisting or Promoting Prostitution	0	0	0	0	
		Purchasing Prostitution	0	0	0	0	
		Weapon Law Violations	1	1	1	0	
		Animal Cruelty	1	0	0	0	
		Total Group A Offenses	96	50	34	2	

Domestic Incident Victims		Reported	Cleared
Murder and Nonnegligent Manslaughter	0	0	
Aggravated Assault	1	0	
Simple Assault	2	2	
Intimidation	8	8	
Stalking	0	0	
Rape	0	0	
Sodomy	0	0	
Sexual Assault <u>With</u> An Object	0	0	
Fondling	0	0	
Incest	0	0	
Statutory Rape	0	0	
Kidnapping/Abduction	0	0	
Total	11	10	

Group B Arrests		
Offense	Adult	Juvenile
Curfew/Loitering/Vagrancy Violations	0	0
Disorderly Conduct	1	0
Driving Under the Influence	11	0
Family Offenses (Nonviolent)	0	0
Liquor Law Violations	20	8
Trespass of Real Property	0	0
All Other Offenses	3	1
Total Group B	35	9

(*) Offenses are counted using the FBI Units of Count for Crime
(**) The 'Arrests' column shows arrests made during the selected period, regardless of incident date. Arrest counts may be higher than incident counts.
(***) Negligent Manslaughter now includes the killing of another person associated with driving under the influence, distracted driving (using a cell or smartphone), and reckless driving fatalities.

Morton County Sheriff's Office – 2023

2023 Population Estimate	9,484			Offenses (*)		Arrests (**)	
Offense Overview				Reported	Cleared	Adult	Juvenile
Offense Total	282	Group A Offenses					
Number Cleared	92	Crimes Against Persons (***)					
Percent Cleared	32.62%	Murder and Nonnegligent Manslaughter					
Group A Crimes per 100,000 population	2,973.4	Negligent Manslaughter					
		Aggravated Assault					
		Simple Assault					
		Intimidation					
		Stalking					
		Kidnapping/Abduction					
		Rape					
		Sodomy					
		Sexual Assault <u>With</u> An Object					
		Fondling					
		Incest					
		Statutory Rape					
		Commercial Sex Acts					
		Involuntary Servitude					
Arrest Overview		Crimes Against Property					
Total Arrests	181	Arson					
Adult Arrests	161	Bribery					
Juvenile Arrests	20	Burglary/Breaking & Entering					
Unknown Age	0	Counterfeiting/Forgery					
Arrests per 100,000 population	1,908.5	Destruction/Damage/Vandalism of Property					
		Embezzlement					
		Extortion/Blackmail					
		False Pretenses/Swindle/Confidence Game					
		Credit Card/Automated Teller Machine Fraud					
		Impersonation					
		Welfare Fraud					
		Wire Fraud					
		Identity Theft					
		Hacking/Computer Invasion					
		Robbery					
		Pocket-picking					
		Purse-snatching					
		Shoplifting					
		Theft From Building					
		Theft From Coin Operated Machine or Device					
		Theft From Motor Vehicle					
		Theft of Motor Vehicle Parts/Accessories					
		All Other Larceny					
		Motor Vehicle Theft					
		Stolen Property Offenses					
		Crimes Against Society					
		Drug/Narcotic Violations					
		Drug Equipment Violations					
		Betting/Wagering					
		Operating/Promoting/Assisting Gambling					
		Gambling Equipment Violations					
		Sports Tampering					
		Pornography/Obscene Material					
		Prostitution					
		Assisting or Promoting Prostitution					
		Purchasing Prostitution					
		Weapon Law Violations					
		Animal Cruelty					
		Total Group A Offenses					
				282	92	49	11
Domestic Incident Victims							
Offense	Reported	Cleared					
Murder and Nonnegligent Manslaughter	0	0					
Aggravated Assault	2	1					
Simple Assault	27	11					
Intimidation	1	1					
Stalking	4	0					
Rape	0	0					
Sodomy	0	0					
Sexual Assault <u>With</u> An Object	0	0					
Fondling	0	0					
Incest	0	0					
Statutory Rape	0	0					
Kidnapping/Abduction	1	1					
Total	35	14					
Group B Arrests							
Offense	Adult	Juvenile					
Curfew/Loitering/Vagrancy Violations	0	0					
Disorderly Conduct	2	1					
Driving Under the Influence	62	0					
Family Offenses (Nonviolent)	1	1					
Liquor Law Violations	35	6					
Trespass of Real Property	1	0					
All Other Offenses	11	1					
Total Group B	112	9					

(*) Offenses are counted using the FBI Units of Count for Crime
 (**) The 'Arrests' column shows arrests made during the selected period, regardless of incident date. Arrest counts may be higher than incident counts.
 (***) Negligent Manslaughter now includes the killing of another person associated with driving under the influence, distracted driving (using a cell or smartphone), and reckless driving fatalities.

Mountrail County Sheriff's Office – 2023

2023 Population Estimate		4,391		Offenses (*)		Arrests (**)	
Offense Overview		Reported	Cleared	Adult	Juvenile		
Offense Total	172	Group A Offenses					
Number Cleared	41	Crimes Against Persons (***)					
Percent Cleared	23.84%	Murder and Nonnegligent Manslaughter	0	0	0	0	
Group A Crimes per 100,000 population	3,917.1	Negligent Manslaughter	0	0	0	0	
		Aggravated Assault	4	0	0	0	
		Simple Assault	30	13	13	0	
		Intimidation	4	3	1	0	
		Stalking	0	0	0	0	
		Kidnapping/Abduction	0	0	0	0	
		Rape	1	0	0	0	
		Sodomy	0	0	0	0	
		Sexual Assault <u>With</u> An Object	0	0	0	0	
		Fondling	1	0	0	0	
		Incest	0	0	0	0	
		Statutory Rape	0	0	0	0	
		Commercial Sex Acts	0	0	0	0	
		Involuntary Servitude	0	0	0	0	
		Crimes Against Property					
		Arson	0	0	0	0	
		Bribery	0	0	0	0	
		Burglary/Breaking & Entering	6	0	0	0	
		Counterfeiting/Forgery	4	1	1	0	
		Destruction/Damage/Vandalism of Property	29	3	2	0	
		Embezzlement	0	0	0	0	
		Extortion/Blackmail	0	0	0	0	
		False Pretenses/Swindle/Confidence Game	6	0	0	0	
		Credit Card/Automated Teller Machine Fraud	0	0	0	0	
		Impersonation	1	0	0	0	
		Welfare Fraud	0	0	0	0	
		Wire Fraud	0	0	0	0	
		Identity Theft	0	0	0	0	
		Hacking/Computer Invasion	0	0	0	0	
		Robbery	0	0	0	0	
		Pocket-picking	0	0	0	0	
		Purse-snatching	0	0	0	0	
		Shoplifting	0	0	0	0	
		Theft From Building	3	0	0	0	
		Theft From Coin Operated Machine or Device	1	0	0	0	
		Theft From Motor Vehicle	2	0	0	0	
		Theft of Motor Vehicle Parts/Accessories	2	0	0	0	
		All Other Larceny	24	1	1	0	
		Motor Vehicle Theft	12	0	0	0	
		Stolen Property Offenses	2	0	0	0	
		Crimes Against Society					
		Drug/Narcotic Violations	19	9	7	0	
		Drug Equipment Violations	19	11	6	0	
		Betting/Wagering	0	0	0	0	
		Operating/Promoting/Assisting Gambling	0	0	0	0	
		Gambling Equipment Violations	0	0	0	0	
		Sports Tampering	0	0	0	0	
		Pornography/Obscene Material	0	0	0	0	
		Prostitution	0	0	0	0	
		Assisting or Promoting Prostitution	0	0	0	0	
		Purchasing Prostitution	0	0	0	0	
		Weapon Law Violations	0	0	0	0	
		Animal Cruelty	2	0	0	0	
		Total Group A Offenses	172	41	31	0	

Domestic Incident Victims		Reported	Cleared
Murder and Nonnegligent Manslaughter	0	0	
Aggravated Assault	0	0	
Simple Assault	15	8	
Intimidation	0	0	
Stalking	0	0	
Rape	0	0	
Sodomy	0	0	
Sexual Assault <u>With</u> An Object	0	0	
Fondling	0	0	
Incest	0	0	
Statutory Rape	0	0	
Kidnapping/Abduction	0	0	
Total	15	8	

Group B Arrests		Adult	Juvenile
Curfew/Loitering/Vagrancy Violations	0	0	
Disorderly Conduct	0	1	
Driving Under the Influence	25	0	
Family Offenses (Nonviolent)	0	0	
Liquor Law Violations	7	0	
Trespass of Real Property	0	0	
All Other Offenses	10	0	
Total Group B	42	1	

(*) Offenses are counted using the FBI Units of Count for Crime
(**) The 'Arrests' column shows arrests made during the selected period, regardless of incident date. Arrest counts may be higher than incident counts.
(***) Negligent Manslaughter now includes the killing of another person associated with driving under the influence, distracted driving (using a cell or smartphone), and reckless driving fatalities.

Nelson County Sheriff's Office – 2023*

2023 Population Estimate		3,013		Offenses (*)		Arrests (**)	
Offense Overview				Reported	Cleared	Adult	Juvenile
Group A Offenses							
Crimes Against Persons (***)							
Offense Total	37	Murder and Nonnegligent Manslaughter		0	0	0	0
Number Cleared	23	Negligent Manslaughter		0	0	0	0
Percent Cleared	62.16%	Aggravated Assault		4	4	2	1
Group A Crimes per 100,000 population	1,228.0	Simple Assault		3	2	2	0
		Intimidation		1	1	1	0
		Stalking		0	0	0	0
		Kidnapping/Abduction		0	0	0	0
Arrest Overview		Rape		0	0	0	0
Total Arrests	31	Sodomy		0	0	0	0
Adult Arrests	25	Sexual Assault <u>With</u> An Object		0	0	0	0
Juvenile Arrests	6	Fondling		1	0	0	0
Unknown Age	0	Incest		0	0	0	0
Arrests per 100,000 population	1,028.9	Statutory Rape		0	0	0	0
		Commercial Sex Acts		0	0	0	0
Average number offenses/incident	1.28	Involuntary Servitude		0	0	0	0
Domestic Incident Victims				Crimes Against Property			
Offense	Reported	Cleared		Arson	0	0	0
Murder and Nonnegligent Manslaughter	0	0		Bribery	0	0	0
Aggravated Assault	2	2		Burglary/Breaking & Entering	2	1	1
Simple Assault	1	0		Counterfeiting/Forgery	0	0	0
Intimidation	1	1		Destruction/Damage/Vandalism of Property	3	2	2
Stalking	0	0		Embezzlement	0	0	0
Rape	0	0		Extortion/Blackmail	0	0	0
Sodomy	0	0		False Pretenses/Swindle/Confidence Game	2	2	1
Sexual Assault <u>With</u> An Object	0	0		Credit Card/Automated Teller Machine Fraud	1	0	0
Fondling	0	0		Impersonation	0	0	0
Incest	0	0		Welfare Fraud	0	0	0
Statutory Rape	0	0		Wire Fraud	0	0	0
Kidnapping/Abduction	0	0		Identity Theft	0	0	0
Total	4	3		Hacking/Computer Invasion	0	0	0
				Robbery	0	0	0
Group B Arrests				Pocket-picking	0	0	0
Offense	Adult	Juvenile		Purse-snatching	0	0	0
Curfew/Loitering/Vagrancy Violations	0	0		Shoplifting	1	0	0
Disorderly Conduct	1	1		Theft From Building	1	0	0
Driving Under the Influence	8	0		Theft From Coin Operated Machine or Device	0	0	0
Family Offenses (Nonviolent)	0	0		Theft From Motor Vehicle	0	0	0
Liquor Law Violations	0	2		Theft of Motor Vehicle Parts/Accessories	0	0	0
Trespass of Real Property	0	0		All Other Larceny	3	0	0
All Other Offenses	2	1		Motor Vehicle Theft	2	1	1
Total Group B	11	4		Stolen Property Offenses	1	0	0
				Crimes Against Society			
				Drug/Narcotic Violations	4	3	1
				Drug Equipment Violations	6	6	3
				Betting/Wagering	0	0	0
				Operating/Promoting/Assisting Gambling	0	0	0
				Gambling Equipment Violations	0	0	0
				Sports Tampering	0	0	0
				Pornography/Obscene Material	1	0	0
				Prostitution	0	0	0
				Assisting or Promoting Prostitution	0	0	0
				Purchasing Prostitution	0	0	0
				Weapon Law Violations	0	0	0
				Animal Cruelty	1	1	0
				Total Group A Offenses	37	23	14
							2

(*) Offenses are counted using the FBI Units of Count for Crime
 (**) The 'Arrests' column shows arrests made during the selected period, regardless of incident date. Arrest counts may be higher than incident counts.
 (***) Negligent Manslaughter now includes the killing of another person associated with driving under the influence, distracted driving (using a cell or smartphone), and reckless driving fatalities.

*Partial Year reported

Oliver County Sheriff's Office – 2023

2023 Population Estimate		1,861		Offenses (*)		Arrests (**)			
				Reported	Cleared	Adult	Juvenile		
Offense Overview				Group A Offenses					
Offense Total	3	Crimes Against Persons (***)							
Number Cleared	0	Murder and Nonnegligent Manslaughter							
Percent Cleared	0.00%	Negligent Manslaughter							
Group A Crimes per 100,000 population	161.2	Aggravated Assault							
				Simple Assault					
				Intimidation					
				Stalking					
				Kidnapping/Abduction					
Arrest Overview				Rape					
Total Arrests	1	Sodomy							
Adult Arrests	1	Sexual Assault <u>With</u> An Object							
Juvenile Arrests	0	Fondling							
Unknown Age	0	Incest							
Arrests per 100,000 population	53.7	Statutory Rape							
				Commercial Sex Acts					
				Involuntary Servitude					
Average number offenses/incident				1.00					
Domestic Incident Victims				Crimes Against Property					
Offense	Reported	Cleared	Arson					0	0
Murder and Nonnegligent Manslaughter	0	0	Bribery					0	0
Aggravated Assault	0	0	Burglary/Breaking & Entering					0	0
Simple Assault	0	0	Counterfeiting/Forgery					1	0
Intimidation	0	0	Destruction/Damage/Vandalism of Property					0	0
Stalking	0	0	Embezzlement					0	0
Rape	0	0	Extortion/Blackmail					1	0
Sodomy	0	0	False Pretenses/Swindle/Confidence Game					0	0
Sexual Assault <u>With</u> An Object	0	0	Credit Card/Automated Teller Machine Fraud					0	0
Fondling	0	0	Impersonation					0	0
Incest	0	0	Welfare Fraud					0	0
Statutory Rape	0	0	Wire Fraud					0	0
Kidnapping/Abduction	0	0	Identity Theft					0	0
Total	0	0	Hacking/Computer Invasion					0	0
			Robbery					0	0
			Pocket-picking					0	0
			Purse-snatching					0	0
			Shoplifting					0	0
			Theft From Building					0	0
			Theft From Coin Operated Machine or Device					0	0
			Theft From Motor Vehicle					0	0
			Theft of Motor Vehicle Parts/Accessories					0	0
			All Other Larceny					0	0
			Motor Vehicle Theft					0	0
			Stolen Property Offenses					0	0
			Crimes Against Society						
			Drug/Narcotic Violations					0	0
			Drug Equipment Violations					0	0
			Betting/Wagering					0	0
			Operating/Promoting/Assisting Gambling					0	0
			Gambling Equipment Violations					0	0
			Sports Tampering					0	0
			Pornography/Obscene Material					0	0
			Prostitution					0	0
			Assisting or Promoting Prostitution					0	0
			Purchasing Prostitution					0	0
			Weapon Law Violations					0	0
			Animal Cruelty					0	0
			Total Group A Offenses					3	0
Group B Arrests				Crimes Against Society					
Offense	Adult	Juvenile	Drug/Narcotic Violations					0	0
Curfew/Loitering/Vagrancy Violations	0	0	Drug Equipment Violations					0	0
Disorderly Conduct	0	0	Betting/Wagering					0	0
Driving Under the Influence	0	0	Operating/Promoting/Assisting Gambling					0	0
Family Offenses (Nonviolent)	0	0	Gambling Equipment Violations					0	0
Liquor Law Violations	0	0	Sports Tampering					0	0
Trespass of Real Property	0	0	Pornography/Obscene Material					0	0
All Other Offenses	1	0	Prostitution					0	0
Total Group B	1	0	Assisting or Promoting Prostitution					0	0
			Purchasing Prostitution					0	0
			Weapon Law Violations					0	0
			Animal Cruelty					0	0

(*) Offenses are counted using the FBI Units of Count for Crime
 (**) The 'Arrests' column shows arrests made during the selected period, regardless of incident date. Arrest counts may be higher than incident counts.
 (***) Negligent Manslaughter now includes the killing of another person associated with driving under the influence, distracted driving (using a cell or smartphone), and reckless driving fatalities.

Pembina County Sheriff's Office – 2023

2023 Population Estimate		4,792		Offenses (*)		Arrests (**)	
Offense Overview		Reported	Cleared	Adult	Juvenile		
Offense Total	97	Group A Offenses					
Number Cleared	27	Crimes Against Persons (***)					
Percent Cleared	27.84%	Murder and Nonnegligent Manslaughter	0	0	0	0	
Group A Crimes per 100,000 population	2,024.2	Negligent Manslaughter	0	0	0	0	
		Aggravated Assault	4	4	4	0	
		Simple Assault	31	6	6	0	
		Intimidation	8	5	4	0	
		Stalking	0	0	0	0	
		Kidnapping/Abduction	0	0	0	0	
		Rape	0	0	0	0	
		Sodomy	0	0	0	0	
		Sexual Assault <u>With</u> An Object	0	0	0	0	
		Fondling	2	0	0	0	
		Incest	0	0	0	0	
		Statutory Rape	0	0	0	0	
		Commercial Sex Acts	0	0	0	0	
		Involuntary Servitude	0	0	0	0	
		Crimes Against Property					
		Arson	0	0	0	0	
		Bribery	0	0	0	0	
		Burglary/Breaking & Entering	2	1	1	0	
		Counterfeiting/Forgery	0	0	0	0	
		Destruction/Damage/Vandalism of Property	12	1	1	0	
		Embezzlement	0	0	0	0	
		Extortion/Blackmail	0	0	0	0	
		False Pretenses/Swindle/Confidence Game	0	0	0	0	
		Credit Card/Automated Teller Machine Fraud	0	0	0	0	
		Impersonation	0	0	0	0	
		Welfare Fraud	0	0	0	0	
		Wire Fraud	0	0	0	0	
		Identity Theft	1	0	0	0	
		Hacking/Computer Invasion	0	0	0	0	
		Robbery	0	0	0	0	
		Pocket-picking	0	0	0	0	
		Purse-snatching	0	0	0	0	
		Shoplifting	0	0	0	0	
		Theft From Building	0	0	0	0	
		Theft From Coin Operated Machine or Device	0	0	0	0	
		Theft From Motor Vehicle	0	0	0	0	
		Theft of Motor Vehicle Parts/Accessories	1	0	0	0	
		All Other Larceny	13	1	0	0	
		Motor Vehicle Theft	5	1	0	0	
		Stolen Property Offenses	0	0	0	0	
		Crimes Against Society					
		Drug/Narcotic Violations	9	4	6	0	
		Drug Equipment Violations	3	2	0	0	
		Betting/Wagering	0	0	0	0	
		Operating/Promoting/Assisting Gambling	0	0	0	0	
		Gambling Equipment Violations	0	0	0	0	
		Sports Tampering	0	0	0	0	
		Pornography/Obscene Material	0	0	0	0	
		Prostitution	0	0	0	0	
		Assisting or Promoting Prostitution	0	0	0	0	
		Purchasing Prostitution	0	0	0	0	
		Weapon Law Violations	6	2	2	0	
		Animal Cruelty	0	0	0	0	
		Total Group A Offenses	97	27	24	0	

Domestic Incident Victims		Reported	Cleared
Offense			
Murder and Nonnegligent Manslaughter	0	0	
Aggravated Assault	2	2	
Simple Assault	11	4	
Intimidation	0	0	
Stalking	0	0	
Rape	0	0	
Sodomy	0	0	
Sexual Assault <u>With</u> An Object	0	0	
Fondling	0	0	
Incest	0	0	
Statutory Rape	0	0	
Kidnapping/Abduction	0	0	
Total	13	6	

Group B Arrests		
Offense	Adult	Juvenile
Curfew/Loitering/Vagrancy Violations	0	0
Disorderly Conduct	0	0
Driving Under the Influence	20	0
Family Offenses (Nonviolent)	0	0
Liquor Law Violations	0	0
Trespass of Real Property	0	0
All Other Offenses	3	1
Total Group B	23	1

(*) Offenses are counted using the FBI Units of Count for Crime
(**) The 'Arrests' column shows arrests made during the selected period, regardless of incident date. Arrest counts may be higher than incident counts.
(***) Negligent Manslaughter now includes the killing of another person associated with driving under the influence, distracted driving (using a cell or smartphone), and reckless driving fatalities.

Pierce County Sheriff's Office – 2023

2023 Population Estimate		1,481		Offenses (*)		Arrests (**)			
				Reported	Cleared	Adult	Juvenile		
Offense Overview				Group A Offenses					
Offense Total	28	Crimes Against Persons (***)							
Number Cleared	5	Murder and Nonnegligent Manslaughter							
Percent Cleared	17.86%	Negligent Manslaughter							
Group A Crimes per 100,000 population	1,890.6	Aggravated Assault							
				Simple Assault					
				Intimidation					
				Stalking					
				Kidnapping/Abduction					
Arrest Overview				Rape					
Total Arrests	9	Sodomy							
Adult Arrests	9	Sexual Assault <u>With</u> An Object							
Juvenile Arrests	0	Fondling							
Unknown Age	0	Incest							
Arrests per 100,000 population	607.7	Statutory Rape							
				Commercial Sex Acts					
				Involuntary Servitude					
Average number offenses/incident				1.00					
Domestic Incident Victims				Crimes Against Property					
Offense	Reported	Cleared	Arson						
Murder and Nonnegligent Manslaughter	0	0	Bribery						
Aggravated Assault	1	1	Burglary/Breaking & Entering						
Simple Assault	2	0	Counterfeiting/Forgery						
Intimidation	0	0	Destruction/Damage/Vandalism of Property						
Stalking	0	0	Embezzlement						
Rape	0	0	Extortion/Blackmail						
Sodomy	0	0	False Pretenses/Swindle/Confidence Game						
Sexual Assault <u>With</u> An Object	0	0	Credit Card/Automated Teller Machine Fraud						
Fondling	0	0	Impersonation						
Incest	0	0	Welfare Fraud						
Statutory Rape	0	0	Wire Fraud						
Kidnapping/Abduction	0	0	Identity Theft						
Total	3	1	Hacking/Computer Invasion						
				Robbery					
Group B Arrests				Pocket-picking					
Offense	Adult	Juvenile	Purse-snatching						
Curfew/Loitering/Vagrancy Violations	0	0	Shoplifting						
Disorderly Conduct	0	0	Theft From Building						
Driving Under the Influence	1	0	Theft From Coin Operated Machine or Device						
Family Offenses (Nonviolent)	2	0	Theft From Motor Vehicle						
Liquor Law Violations	1	0	Theft of Motor Vehicle Parts/Accessories						
Trespass of Real Property	0	0	All Other Larceny						
All Other Offenses	1	0	Motor Vehicle Theft						
Total Group B	5	0	Stolen Property Offenses						
				Crimes Against Society					
				Drug/Narcotic Violations					
				Drug Equipment Violations					
				Betting/Wagering					
				Operating/Promoting/Assisting Gambling					
				Gambling Equipment Violations					
				Sports Tampering					
				Pornography/Obscene Material					
				Prostitution					
				Assisting or Promoting Prostitution					
				Purchasing Prostitution					
				Weapon Law Violations					
				Animal Cruelty					
				Total Group A Offenses				28	

(*) Offenses are counted using the FBI Units of Count for Crime
 (**) The 'Arrests' column shows arrests made during the selected period, regardless of incident date. Arrest counts may be higher than incident counts.
 (***) Negligent Manslaughter now includes the killing of another person associated with driving under the influence, distracted driving (using a cell or smartphone), and reckless driving fatalities.

Ramsey County Sheriff's Office – 2023*

2023 Population Estimate		4,395		Offenses (*)		Arrests (**)			
				Reported	Cleared	Adult	Juvenile		
Offense Overview				Group A Offenses					
Offense Total	32	Crimes Against Persons (***)							
Number Cleared	5	Murder and Nonnegligent Manslaughter							
Percent Cleared	15.63%	Negligent Manslaughter							
Group A Crimes per 100,000 population	728.1	Aggravated Assault							
				Simple Assault					
				Intimidation					
				Stalking					
				Kidnapping/Abduction					
Arrest Overview				Rape					
Total Arrests	13	Sodomy							
Adult Arrests	13	Sexual Assault <u>With</u> An Object							
Juvenile Arrests	0	Fondling							
Unknown Age	0	Incest							
Arrests per 100,000 population	295.8	Statutory Rape							
				Commercial Sex Acts					
				Involuntary Servitude					
Average number offenses/incident	1.23	Crimes Against Property							
Domestic Incident Victims				Arson					
Offense	Reported	Cleared	Bribery						
Murder and Nonnegligent Manslaughter	0	0	Burglary/Breaking & Entering						
Aggravated Assault	0	0	Counterfeiting/Forgery						
Simple Assault	2	1	Destruction/Damage/Vandalism of Property						
Intimidation	1	1	Embezzlement						
Stalking	0	0	Extortion/Blackmail						
Rape	0	0	False Pretenses/Swindle/Confidence Game						
Sodomy	0	0	Credit Card/Automated Teller Machine Fraud						
Sexual Assault <u>With</u> An Object	0	0	Impersonation						
Fondling	0	0	Welfare Fraud						
Incest	0	0	Wire Fraud						
Statutory Rape	0	0	Identity Theft						
Kidnapping/Abduction	0	0	Hacking/Computer Invasion						
Total	3	2	Robbery						
Group B Arrests				Pocket-picking					
Offense	Adult	Juvenile	Purse-snatching						
Curfew/Loitering/Vagrancy Violations	0	0	Shoplifting						
Disorderly Conduct	0	0	Theft From Building						
Driving Under the Influence	9	0	Theft From Coin Operated Machine or Device						
Family Offenses (Nonviolent)	0	0	Theft From Motor Vehicle						
Liquor Law Violations	0	0	Theft of Motor Vehicle Parts/Accessories						
Trespass of Real Property	0	0	All Other Larceny						
All Other Offenses	1	0	Motor Vehicle Theft						
Total Group B	10	0	Stolen Property Offenses						
				Crimes Against Society					
				Drug/Narcotic Violations					
				Drug Equipment Violations					
				Betting/Wagering					
				Operating/Promoting/Assisting Gambling					
				Gambling Equipment Violations					
				Sports Tampering					
				Pornography/Obscene Material					
				Prostitution					
				Assisting or Promoting Prostitution					
				Purchasing Prostitution					
				Weapon Law Violations					
				Animal Cruelty					
				Total Group A Offenses					

(*) Offenses are counted using the FBI Units of Count for Crime
 (**) The 'Arrests' column shows arrests made during the selected period, regardless of incident date. Arrest counts may be higher than incident counts.
 (***) Negligent Manslaughter now includes the killing of another person associated with driving under the influence, distracted driving (using a cell or smartphone), and reckless driving fatalities.

*Partial Year reported

Ransom County Sheriff's Office – 2023

2023 Population Estimate		3,470		Offenses (*)		Arrests (**)		
				Reported	Cleared	Adult	Juvenile	
Offense Overview				Group A Offenses				
Offense Total	91			Crimes Against Persons (***)				
Number Cleared	33			Murder and Nonnegligent Manslaughter	0	0	0	0
Percent Cleared	36.26%			Negligent Manslaughter	0	0	0	0
Group A Crimes per 100,000 population	2,622.5			Aggravated Assault	1	1	1	0
				Simple Assault	9	3	3	0
				Intimidation	0	0	0	0
				Stalking	5	0	1	0
				Kidnapping/Abduction	0	0	0	0
Arrest Overview				Crimes Against Property				
Total Arrests	44			Arson	0	0	0	0
Adult Arrests	35			Bribery	0	0	0	0
Juvenile Arrests	9			Burglary/Breaking & Entering	7	1	0	0
Unknown Age	0			Counterfeiting/Forgery	1	0	0	0
Arrests per 100,000 population	1,268.0			Destruction/Damage/Vandalism of Property	16	5	2	7
				Embezzlement	0	0	0	0
				Extortion/Blackmail	0	0	0	0
				False Pretenses/Swindle/Confidence Game	4	3	3	0
				Credit Card/Automated Teller Machine Fraud	0	0	0	0
				Impersonation	0	0	0	0
				Welfare Fraud	0	0	0	0
				Wire Fraud	0	0	0	0
				Identity Theft	2	0	0	0
				Hacking/Computer Invasion	0	0	0	0
				Robbery	0	0	0	0
				Pocket-picking	0	0	0	0
				Purse-snatching	0	0	0	0
				Shoplifting	0	0	0	0
				Theft From Building	1	0	0	0
				Theft From Coin Operated Machine or Device	0	0	0	0
				Theft From Motor Vehicle	3	0	0	0
				Theft of Motor Vehicle Parts/Accessories	1	0	0	0
				All Other Larceny	17	5	3	2
				Motor Vehicle Theft	5	1	0	0
				Stolen Property Offenses	2	0	0	0
				Crimes Against Society				
				Drug/Narcotic Violations	7	6	7	0
				Drug Equipment Violations	8	6	1	0
				Betting/Wagering	0	0	0	0
				Operating/Promoting/Assisting Gambling	0	0	0	0
				Gambling Equipment Violations	0	0	0	0
				Sports Tampering	0	0	0	0
				Pornography/Obscene Material	1	1	1	0
				Prostitution	0	0	0	0
				Assisting or Promoting Prostitution	0	0	0	0
				Purchasing Prostitution	0	0	0	0
				Weapon Law Violations	0	0	0	0
				Animal Cruelty	1	1	1	0
				Total Group A Offenses	91	33	23	9
Domestic Incident Victims								
Offense	Reported	Cleared						
Murder and Nonnegligent Manslaughter	0	0						
Aggravated Assault	1	1						
Simple Assault	8	3						
Intimidation	0	0						
Stalking	4	0						
Rape	0	0						
Sodomy	0	0						
Sexual Assault <u>With</u> An Object	0	0						
Fondling	0	0						
Incest	0	0						
Statutory Rape	0	0						
Kidnapping/Abduction	0	0						
Total	13	4						
Group B Arrests								
Offense	Adult	Juvenile						
Curfew/Loitering/Vagrancy Violations	0	0						
Disorderly Conduct	3	0						
Driving Under the Influence	2	0						
Family Offenses (Nonviolent)	0	0						
Liquor Law Violations	1	0						
Trespass of Real Property	1	0						
All Other Offenses	5	0						
Total Group B	12	0						

(*) Offenses are counted using the FBI Units of Count for Crime
 (**) The 'Arrests' column shows arrests made during the selected period, regardless of incident date. Arrest counts may be higher than incident counts.
 (***) Negligent Manslaughter now includes the killing of another person associated with driving under the influence, distracted driving (using a cell or smartphone), and reckless driving fatalities.

Renville County Sheriff's Office – 2023*

2023 Population Estimate		2,207		Offenses (*)		Arrests (**)	
Offense Overview				Reported	Cleared	Adult	Juvenile
Offense Total		24					
Number Cleared		8					
Percent Cleared		33.33%					
Group A Crimes per 100,000 population		1,087.4					
Arrest Overview							
Total Arrests		13					
Adult Arrests		13					
Juvenile Arrests		0					
Unknown Age		0					
Arrests per 100,000 population		589.0					
Average number offenses/incident		1.04					
Domestic Incident Victims							
Offense	Reported	Cleared					
Murder and Nonnegligent Manslaughter	0	0					
Aggravated Assault	0	0					
Simple Assault	3	2					
Intimidation	0	0					
Stalking	0	0					
Rape	0	0					
Sodomy	0	0					
Sexual Assault <u>With</u> An Object	0	0					
Fondling	0	0					
Incest	0	0					
Statutory Rape	0	0					
Kidnapping/Abduction	0	0					
Total	3	2					
Group B Arrests							
Offense	Adult	Juvenile					
Curfew/Loitering/Vagrancy Violations	0	0					
Disorderly Conduct	2	0					
Driving Under the Influence	4	0					
Family Offenses (Nonviolent)	0	0					
Liquor Law Violations	0	0					
Trespass of Real Property	0	0					
All Other Offenses	3	0					
Total Group B	9	0					
(*) Offenses are counted using the FBI Units of Count for Crime							
(**) The 'Arrests' column shows arrests made during the selected period, regardless of incident date. Arrest counts may be higher than incident counts.							
(***) Negligent Manslaughter now includes the killing of another person associated with driving under the influence, distracted driving (using a cell or smartphone), and reckless driving fatalities.							
Group A Offenses							
Crimes Against Persons (***)							
Murder and Nonnegligent Manslaughter	0	0	0	0			
Negligent Manslaughter	0	0	0	0			
Aggravated Assault	0	0	0	0			
Simple Assault	5	4	3	0			
Intimidation	0	0	0	0			
Stalking	0	0	0	0			
Kidnapping/Abduction	0	0	0	0			
Rape	1	0	0	0			
Sodomy	0	0	0	0			
Sexual Assault <u>With</u> An Object	0	0	0	0			
Fondling	2	1	0	0			
Incest	0	0	0	0			
Statutory Rape	0	0	0	0			
Commercial Sex Acts	0	0	0	0			
Involuntary Servitude	0	0	0	0			
Crimes Against Property							
Arson	0	0	0	0			
Bribery	0	0	0	0			
Burglary/Breaking & Entering	2	0	0	0			
Counterfeiting/Forgery	0	0	0	0			
Destruction/Damage/Vandalism of Property	3	1	0	0			
Embezzlement	1	1	0	0			
Extortion/Blackmail	1	0	0	0			
False Pretenses/Swindle/Confidence Game	2	1	1	0			
Credit Card/Automated Teller Machine Fraud	0	0	0	0			
Impersonation	0	0	0	0			
Welfare Fraud	0	0	0	0			
Wire Fraud	2	0	0	0			
Identity Theft	2	0	0	0			
Hacking/Computer Invasion	0	0	0	0			
Robbery	0	0	0	0			
Pocket-picking	0	0	0	0			
Purse-snatching	0	0	0	0			
Shoplifting	2	0	0	0			
Theft From Building	0	0	0	0			
Theft From Coin Operated Machine or Device	0	0	0	0			
Theft From Motor Vehicle	0	0	0	0			
Theft of Motor Vehicle Parts/Accessories	0	0	0	0			
All Other Larceny	1	0	0	0			
Motor Vehicle Theft	0	0	0	0			
Stolen Property Offenses	0	0	0	0			
Crimes Against Society							
Drug/Narcotic Violations	0	0	0	0			
Drug Equipment Violations	0	0	0	0			
Betting/Wagering	0	0	0	0			
Operating/Promoting/Assisting Gambling	0	0	0	0			
Gambling Equipment Violations	0	0	0	0			
Sports Tampering	0	0	0	0			
Pornography/Obscene Material	0	0	0	0			
Prostitution	0	0	0	0			
Assisting or Promoting Prostitution	0	0	0	0			
Purchasing Prostitution	0	0	0	0			
Weapon Law Violations	0	0	0	0			
Animal Cruelty	0	0	0	0			
Total Group A Offenses	24	8	4	0			

*Partial Year reported

Richland County Sheriff's Office – 2023

2023 Population Estimate		8,687	Offenses (*)		Arrests (**)	
Offense Overview			Reported	Cleared	Adult	Juvenile
Offense Total	165					
Number Cleared	23					
Percent Cleared	13.94%					
Group A Crimes per 100,000 population	1,899.4					
Arrest Overview						
Total Arrests	45					
Adult Arrests	44					
Juvenile Arrests	1					
Unknown Age	0					
Arrests per 100,000 population	518.0					
Average number offenses/incident	1.17					
Domestic Incident Victims			Crimes Against Property			
Offense	Reported	Cleared	Arson	Bribery	Burglary/Breaking & Entering	Counterfeiting/Forgery
Murder and Nonnegligent Manslaughter	0	0	0	0	0	0
Aggravated Assault	0	0	7	0	0	0
Simple Assault	0	0	1	0	0	0
Intimidation	0	0	25	2	1	0
Stalking	0	0	0	0	0	0
Rape	0	0	0	0	0	0
Sodomy	0	0	9	0	0	0
Sexual Assault <u>With</u> An Object	0	0	1	0	0	0
Fondling	0	0	1	0	0	0
Incest	0	0	0	0	0	0
Statutory Rape	0	0	0	0	0	0
Kidnapping/Abduction	0	0	1	0	0	0
Total	0	0	0	0	0	0
Group B Arrests			Crimes Against Society			
Offense	Adult	Juvenile	Drug/Narcotic Violations	Drug Equipment Violations	Betting/Wagering	Operating/Promoting/Assisting Gambling
Curfew/Loitering/Vagrancy Violations	0	0	4	3	0	0
Disorderly Conduct	1	0	7	4	0	0
Driving Under the Influence	14	0	0	0	0	0
Family Offenses (Nonviolent)	0	0	0	0	0	0
Liquor Law Violations	2	0	0	0	0	0
Trespass of Real Property	0	0	1	0	0	0
All Other Offenses	12	1	0	0	0	0
Total Group B	29	1	0	0	0	0
			Total Group A Offenses	165	23	15
					0	0

(*) Offenses are counted using the FBI Units of Count for Crime
 (**) The 'Arrests' column shows arrests made during the selected period, regardless of incident date. Arrest counts may be higher than incident counts.
 (***) Negligent Manslaughter now includes the killing of another person associated with driving under the influence, distracted driving (using a cell or smartphone), and reckless driving fatalities.

Rolette County Sheriff's Office – 2023

2023 Population Estimate		9,617		Offenses (*)		Arrests (**)	
Offense Overview				Reported	Cleared	Adult	Juvenile
Offense Total	98						
Number Cleared	57						
Percent Cleared	58.16%						
Group A Crimes per 100,000 population	1,019.0						
Arrest Overview							
Total Arrests	91						
Adult Arrests	91						
Juvenile Arrests	0						
Unknown Age	0						
Arrests per 100,000 population	946.2						
Average number offenses/incident	1.26						
Domestic Incident Victims		Reported	Cleared				
Offense							
Murder and Nonnegligent Manslaughter	0	0					
Aggravated Assault	4	3					
Simple Assault	13	7					
Intimidation	0	0					
Stalking	1	0					
Rape	0	0					
Sodomy	0	0					
Sexual Assault <u>With</u> An Object	0	0					
Fondling	0	0					
Incest	0	0					
Statutory Rape	0	0					
Kidnapping/Abduction	0	0					
Total	18	10					
Group B Arrests		Adult	Juvenile				
Offense							
Curfew/Loitering/Vagrancy Violations	0	0					
Disorderly Conduct	6	0					
Driving Under the Influence	22	0					
Family Offenses (Nonviolent)	0	0					
Liquor Law Violations	0	0					
Trespass of Real Property	3	0					
All Other Offenses	9	0					
Total Group B	40	0					
(*) Offenses are counted using the FBI Units of Count for Crime							
(**) The 'Arrests' column shows arrests made during the selected period, regardless of incident date. Arrest counts may be higher than incident counts.							
(***) Negligent Manslaughter now includes the killing of another person associated with driving under the influence, distracted driving (using a cell or smartphone), and reckless driving fatalities.							
Group A Offenses				Reported	Cleared	Adult	Juvenile
Crimes Against Persons (***)							
Murder and Nonnegligent Manslaughter				0	0	0	0
Negligent Manslaughter				0	0	0	0
Aggravated Assault				4	3	2	0
Simple Assault				22	13	12	0
Intimidation				4	1	1	0
Stalking				5	1	1	0
Kidnapping/Abduction				0	0	0	0
Rape				0	0	0	0
Sodomy				0	0	0	0
Sexual Assault <u>With</u> An Object				0	0	0	0
Fondling				1	0	0	0
Incest				0	0	0	0
Statutory Rape				0	0	0	0
Commercial Sex Acts				0	0	0	0
Involuntary Servitude				0	0	0	0
Crimes Against Property							
Arson				0	0	0	0
Bribery				0	0	0	0
Burglary/Breaking & Entering				5	3	3	0
Counterfeiting/Forgery				1	0	0	0
Destruction/Damage/Vandalism of Property				6	2	2	0
Embezzlement				0	0	0	0
Extortion/Blackmail				0	0	0	0
False Pretenses/Swindle/Confidence Game				11	8	8	0
Credit Card/Automated Teller Machine Fraud				0	0	0	0
Impersonation				0	0	0	0
Welfare Fraud				0	0	0	0
Wire Fraud				0	0	0	0
Identity Theft				0	0	0	0
Hacking/Computer Invasion				0	0	0	0
Robbery				0	0	0	0
Pocket-picking				0	0	0	0
Purse-snatching				0	0	0	0
Shoplifting				1	1	1	0
Theft From Building				0	0	0	0
Theft From Coin Operated Machine or Device				0	0	0	0
Theft From Motor Vehicle				0	0	0	0
Theft of Motor Vehicle Parts/Accessories				0	0	0	0
All Other Larceny				3	1	0	0
Motor Vehicle Theft				4	1	1	0
Stolen Property Offenses				10	4	4	0
Crimes Against Society							
Drug/Narcotic Violations				10	9	8	0
Drug Equipment Violations				9	9	7	0
Betting/Wagering				0	0	0	0
Operating/Promoting/Assisting Gambling				0	0	0	0
Gambling Equipment Violations				0	0	0	0
Sports Tampering				0	0	0	0
Pornography/Obscene Material				0	0	0	0
Prostitution				0	0	0	0
Assisting or Promoting Prostitution				0	0	0	0
Purchasing Prostitution				0	0	0	0
Weapon Law Violations				2	1	1	0
Animal Cruelty				0	0	0	0
Total Group A Offenses				98	57	51	0

Sargent County Sheriff's Office – 2023

2023 Population Estimate		3,797		Offenses (*)		Arrests (**)			
				Reported	Cleared	Adult	Juvenile		
Offense Overview				Group A Offenses					
Offense Total	45	Crimes Against Persons (***)							
Number Cleared	28	Murder and Nonnegligent Manslaughter							
Percent Cleared	62.22%	Negligent Manslaughter							
Group A Crimes per 100,000 population	1,185.1	Aggravated Assault							
				Simple Assault					
				Intimidation					
				Stalking					
				Kidnapping/Abduction					
Arrest Overview				Rape					
Total Arrests	33	Sodomy							
Adult Arrests	33	Sexual Assault <u>With</u> An Object							
Juvenile Arrests	0	Fondling							
Unknown Age	0	Incest							
Arrests per 100,000 population	869.1	Statutory Rape							
				Commercial Sex Acts					
				Involuntary Servitude					
Average number offenses/incident				1.29					
Domestic Incident Victims				Crimes Against Property					
Offense	Reported	Cleared	Arson						
Murder and Nonnegligent Manslaughter	0	0	Bribery						
Aggravated Assault	1	1	Burglary/Breaking & Entering						
Simple Assault	10	9	Counterfeiting/Forgery						
Intimidation	1	0	Destruction/Damage/Vandalism of Property						
Stalking	0	0	Embezzlement						
Rape	0	0	Extortion/Blackmail						
Sodomy	0	0	False Pretenses/Swindle/Confidence Game						
Sexual Assault <u>With</u> An Object	0	0	Credit Card/Automated Teller Machine Fraud						
Fondling	1	0	Impersonation						
Incest	0	0	Welfare Fraud						
Statutory Rape	0	0	Wire Fraud						
Kidnapping/Abduction	1	0	Identity Theft						
Total	14	10	Hacking/Computer Invasion						
				Robbery					
Group B Arrests				Purse-picking					
Offense	Adult	Juvenile	Purse-snatching						
Curfew/Loitering/Vagrancy Violations	0	0	Shoplifting						
Disorderly Conduct	1	0	Theft From Building						
Driving Under the Influence	11	0	Theft From Coin Operated Machine or Device						
Family Offenses (Nonviolent)	0	0	Theft From Motor Vehicle						
Liquor Law Violations	2	0	Theft of Motor Vehicle Parts/Accessories						
Trespass of Real Property	1	0	All Other Larceny						
All Other Offenses	2	0	Motor Vehicle Theft						
Total Group B	17	0	Stolen Property Offenses						
				Crimes Against Society					
				Drug/Narcotic Violations					
				Drug Equipment Violations					
				Betting/Wagering					
				Operating/Promoting/Assisting Gambling					
				Gambling Equipment Violations					
				Sports Tampering					
				Pornography/Obscene Material					
				Prostitution					
				Assisting or Promoting Prostitution					
				Purchasing Prostitution					
				Weapon Law Violations					
				Animal Cruelty					
				Total Group A Offenses					

(*) Offenses are counted using the FBI Units of Count for Crime
 (**) The 'Arrests' column shows arrests made during the selected period, regardless of incident date. Arrest counts may be higher than incident counts.
 (***) Negligent Manslaughter now includes the killing of another person associated with driving under the influence, distracted driving (using a cell or smartphone), and reckless driving fatalities.

Sheridan County Sheriff's Office – 2023

2023 Population Estimate		1,317		Offenses (*)		Arrests (**)	
Offense Overview				Reported	Cleared	Adult	Juvenile
Offense Total	28						
Number Cleared	4						
Percent Cleared	14.29%						
Group A Crimes per 100,000 population	2,126.0						
Arrest Overview							
Total Arrests	8						
Adult Arrests	8						
Juvenile Arrests	0						
Unknown Age	0						
Arrests per 100,000 population	607.4						
Average number offenses/incident	1.17						
Domestic Incident Victims				Crimes Against Property			
Offense	Reported	Cleared		Arson			
Murder and Nonnegligent Manslaughter	0	0		0	0	0	0
Aggravated Assault	0	0		Bribery	0	0	0
Simple Assault	1	0		Burglary/Breaking & Entering	2	0	0
Intimidation	0	0		Counterfeiting/Forgery	0	0	0
Stalking	0	0		Destruction/Damage/Vandalism of Property	5	0	0
Rape	0	0		Embezzlement	0	0	0
Sodomy	0	0		Extortion/Blackmail	0	0	0
Sexual Assault <u>With</u> An Object	0	0		False Pretenses/Swindle/Confidence Game	4	2	2
Fondling	0	0		Credit Card/Automated Teller Machine Fraud	0	0	0
Incest	0	0		Impersonation	0	0	0
Statutory Rape	0	0		Welfare Fraud	0	0	0
Kidnapping/Abduction	0	0		Wire Fraud	2	0	0
Total	1	0		Identity Theft	0	0	0
Group B Arrests				Crimes Against Society			
Offense	Adult	Juvenile		Drug/Narcotic Violations			
Curfew/Loitering/Vagrancy Violations	0	0		Drug Equipment Violations	1	1	0
Disorderly Conduct	0	0		Betting/Wagering	0	0	0
Driving Under the Influence	4	0		Operating/Promoting/Assisting Gambling	0	0	0
Family Offenses (Nonviolent)	0	0		Gambling Equipment Violations	0	0	0
Liquor Law Violations	1	0		Sports Tampering	0	0	0
Trespass of Real Property	0	0		Pornography/Obscene Material	0	0	0
All Other Offenses	1	0		Prostitution	0	0	0
Total Group B	6	0		Assisting or Promoting Prostitution	0	0	0
				Purchasing Prostitution	0	0	0
				Weapon Law Violations	0	0	0
				Animal Cruelty	1	0	0
				Total Group A Offenses	28	4	2

(*) Offenses are counted using the FBI Units of Count for Crime
 (**) The 'Arrests' column shows arrests made during the selected period, regardless of incident date. Arrest counts may be higher than incident counts.
 (***) Negligent Manslaughter now includes the killing of another person associated with driving under the influence, distracted driving (using a cell or smartphone), and reckless driving fatalities.

Sioux County Sheriff's Office – 2023

2023 Population Estimate		3,650		Offenses (**)		Arrests (**)			
				Reported	Cleared	Adult	Juvenile		
Offense Overview				Group A Offenses					
Offense Total	11	Crimes Against Persons (***)							
Number Cleared	10	Murder and Nonnegligent Manslaughter							
Percent Cleared	90.91%	Negligent Manslaughter							
Group A Crimes per 100,000 population	301.4	Aggravated Assault							
				Simple Assault					
				Intimidation					
				Stalking					
				Kidnapping/Abduction					
Arrest Overview				Rape					
Total Arrests	8	Sodomy							
Adult Arrests	8	Sexual Assault <u>With</u> An Object							
Juvenile Arrests	0	Fondling							
Unknown Age	0	Incest							
Arrests per 100,000 population	219.2	Statutory Rape							
				Commercial Sex Acts					
				Involuntary Servitude					
Average number offenses/incident	1.38	Crimes Against Property							
Domestic Incident Victims				Arson					
Offense	Reported	Cleared	Bribery						
Murder and Nonnegligent Manslaughter	0	0	Burglary/Breaking & Entering						
Aggravated Assault	0	0	Counterfeiting/Forgery						
Simple Assault	0	0	Destruction/Damage/Vandalism of Property						
Intimidation	0	0	Embezzlement						
Stalking	0	0	Extortion/Blackmail						
Rape	0	0	False Pretenses/Swindle/Confidence Game						
Sodomy	0	0	Credit Card/Automated Teller Machine Fraud						
Sexual Assault <u>With</u> An Object	0	0	Impersonation						
Fondling	0	0	Welfare Fraud						
Incest	0	0	Wire Fraud						
Statutory Rape	0	0	Identity Theft						
Kidnapping/Abduction	0	0	Hacking/Computer Invasion						
Total	0	0	Robbery						
Group B Arrests				Pocket-picking					
Offense	Adult	Juvenile	Purse-snatching						
Curfew/Loitering/Vagrancy Violations	0	0	Shoplifting						
Disorderly Conduct	1	0	Theft From Building						
Driving Under the Influence	0	0	Theft From Coin Operated Machine or Device						
Family Offenses (Nonviolent)	0	0	Theft From Motor Vehicle						
Liquor Law Violations	0	0	Theft of Motor Vehicle Parts/Accessories						
Trespass of Real Property	0	0	All Other Larceny						
All Other Offenses	0	0	Motor Vehicle Theft						
Total Group B	1	0	Stolen Property Offenses						
				Crimes Against Society					
				Drug/Narcotic Violations					
				Drug Equipment Violations					
				Betting/Wagering					
				Operating/Promoting/Assisting Gambling					
				Gambling Equipment Violations					
				Sports Tampering					
				Pornography/Obscene Material					
				Prostitution					
				Assisting or Promoting Prostitution					
				Purchasing Prostitution					
				Weapon Law Violations					
				Animal Cruelty					
				Total Group A Offenses					

(*) Offenses are counted using the FBI Units of Count for Crime
 (**) The 'Arrests' column shows arrests made during the selected period, regardless of incident date. Arrest counts may be higher than incident counts.
 (***) Negligent Manslaughter now includes the killing of another person associated with driving under the influence, distracted driving (using a cell or smartphone), and reckless driving fatalities.

Slope County Sheriff's Office – 2023

2023 Population Estimate		665		Offenses (*)		Arrests (**)	
Offense Overview				Reported	Cleared	Adult	Juvenile
Offense Total	0			0	0	0	0
Number Cleared	0			0	0	0	0
Percent Cleared	0.00%			0	0	0	0
Group A Crimes per 100,000 population	0.0			0	0	0	0
Arrest Overview							
Total Arrests	0			0	0	0	0
Adult Arrests	0			0	0	0	0
Juvenile Arrests	0			0	0	0	0
Unknown Age	0			0	0	0	0
Arrests per 100,000 population	0.0			0	0	0	0
Average number offenses/incident	0.00			0	0	0	0
Domestic Incident Victims							
Offense	Reported	Cleared					
Murder and Nonnegligent Manslaughter	0	0					
Aggravated Assault	0	0					
Simple Assault	0	0					
Intimidation	0	0					
Stalking	0	0					
Rape	0	0					
Sodomy	0	0					
Sexual Assault <u>With</u> An Object	0	0					
Fondling	0	0					
Incest	0	0					
Statutory Rape	0	0					
Kidnapping/Abduction	0	0					
Total	0	0					
Group B Arrests							
Offense	Adult	Juvenile					
Curfew/Loitering/Vagrancy Violations	0	0					
Disorderly Conduct	0	0					
Driving Under the Influence	0	0					
Family Offenses (Nonviolent)	0	0					
Liquor Law Violations	0	0					
Trespass of Real Property	0	0					
All Other Offenses	0	0					
Total Group B	0	0					
<p>(*) Offenses are counted using the FBI Units of Count for Crime (**) The 'Arrests' column shows arrests made during the selected period, regardless of incident date. Arrest counts may be higher than incident counts. (***) Negligent Manslaughter now includes the killing of another person associated with driving under the influence, distracted driving (using a cell or smartphone), and reckless driving fatalities.</p>							
Group A Offenses							
Crimes Against Persons (***)							
Murder and Nonnegligent Manslaughter				0	0	0	0
Negligent Manslaughter				0	0	0	0
Aggravated Assault				0	0	0	0
Simple Assault				0	0	0	0
Intimidation				0	0	0	0
Stalking				0	0	0	0
Kidnapping/Abduction				0	0	0	0
Rape				0	0	0	0
Sodomy				0	0	0	0
Sexual Assault <u>With</u> An Object				0	0	0	0
Fondling				0	0	0	0
Incest				0	0	0	0
Statutory Rape				0	0	0	0
Commercial Sex Acts				0	0	0	0
Involuntary Servitude				0	0	0	0
Crimes Against Property							
Arson				0	0	0	0
Bribery				0	0	0	0
Burglary/Breaking & Entering				0	0	0	0
Counterfeiting/Forgery				0	0	0	0
Destruction/Damage/Vandalism of Property				0	0	0	0
Embezzlement				0	0	0	0
Extortion/Blackmail				0	0	0	0
False Pretenses/Swindle/Confidence Game				0	0	0	0
Credit Card/Automated Teller Machine Fraud				0	0	0	0
Impersonation				0	0	0	0
Welfare Fraud				0	0	0	0
Wire Fraud				0	0	0	0
Identity Theft				0	0	0	0
Hacking/Computer Invasion				0	0	0	0
Robbery				0	0	0	0
Pocket-picking				0	0	0	0
Purse-snatching				0	0	0	0
Shoplifting				0	0	0	0
Theft From Building				0	0	0	0
Theft From Coin Operated Machine or Device				0	0	0	0
Theft From Motor Vehicle				0	0	0	0
Theft of Motor Vehicle Parts/Accessories				0	0	0	0
All Other Larceny				0	0	0	0
Motor Vehicle Theft				0	0	0	0
Stolen Property Offenses				0	0	0	0
Crimes Against Society							
Drug/Narcotic Violations				0	0	0	0
Drug Equipment Violations				0	0	0	0
Betting/Wagering				0	0	0	0
Operating/Promoting/Assisting Gambling				0	0	0	0
Gambling Equipment Violations				0	0	0	0
Sports Tampering				0	0	0	0
Pornography/Obscene Material				0	0	0	0
Prostitution				0	0	0	0
Assisting or Promoting Prostitution				0	0	0	0
Purchasing Prostitution				0	0	0	0
Weapon Law Violations				0	0	0	0
Animal Cruelty				0	0	0	0
Total Group A Offenses				0	0	0	0

Steele County Sheriff's Office – 2023

2023 Population Estimate		1,799		Offenses (*)		Arrests (**)	
Offense Overview				Reported	Cleared	Adult	Juvenile
Offense Total	19						
Number Cleared	13						
Percent Cleared	68.42%						
Group A Crimes per 100,000 population	1,056.1						
Arrest Overview							
Total Arrests	17						
Adult Arrests	13						
Juvenile Arrests	4						
Unknown Age	0						
Arrests per 100,000 population	945.0						
Average number offenses/incident	1.73						
Domestic Incident Victims		Reported	Cleared	Crimes Against Persons (***)			
Offense							
Murder and Nonnegligent Manslaughter	0	0		Murder and Nonnegligent Manslaughter	0	0	0
Aggravated Assault	0	0		Negligent Manslaughter	0	0	0
Simple Assault	1	1		Aggravated Assault	0	0	0
Intimidation	2	2		Simple Assault	2	1	1
Stalking	0	0		Intimidation	5	5	1
Rape	0	0		Stalking	0	0	0
Sodomy	0	0		Kidnapping/Abduction	0	0	0
Sexual Assault <u>With An Object</u>	0	0		Rape	0	0	0
Fondling	0	0		Sodomy	0	0	0
Incest	0	0		Sexual Assault <u>With An Object</u>	0	0	0
Statutory Rape	0	0		Fondling	3	2	1
Kidnapping/Abduction	0	0		Incest	0	0	0
Total	3	3		Statutory Rape	0	0	0
Group B Arrests		Adult	Juvenile	Commercial Sex Acts	0	0	0
Offense				Involuntary Servitude	0	0	0
Curfew/Loitering/Vagrancy Violations	0	0	0	Crimes Against Property			
Disorderly Conduct	0	0	0	Arson	0	0	0
Driving Under the Influence	4	0	0	Bribery	0	0	0
Family Offenses (Nonviolent)	0	0	0	Burglary/Breaking & Entering	2	2	1
Liquor Law Violations	3	4	0	Counterfeiting/Forgery	0	0	0
Trespass of Real Property	0	0	0	Destruction/Damage/Vandalism of Property	1	1	0
All Other Offenses	0	0	0	Embezzlement	0	0	0
Total Group B	7	4		Extortion/Blackmail	0	0	0
				False Pretenses/Swindle/Confidence Game	0	0	0
				Credit Card/Automated Teller Machine Fraud	0	0	0
				Impersonation	0	0	0
				Welfare Fraud	0	0	0
				Wire Fraud	0	0	0
				Identity Theft	0	0	0
				Hacking/Computer Invasion	0	0	0
				Robbery	0	0	0
				Pocket-picking	0	0	0
				Purse-snatching	0	0	0
				Shoplifting	0	0	0
				Theft From Building	0	0	0
				Theft From Coin Operated Machine or Device	0	0	0
				Theft From Motor Vehicle	0	0	0
				Theft of Motor Vehicle Parts/Accessories	0	0	0
				All Other Larceny	1	0	0
				Motor Vehicle Theft	1	0	0
				Stolen Property Offenses	0	0	0
				Crimes Against Society			
				Drug/Narcotic Violations	3	2	2
				Drug Equipment Violations	1	0	0
				Betting/Wagering	0	0	0
				Operating/Promoting/Assisting Gambling	0	0	0
				Gambling Equipment Violations	0	0	0
				Sports Tampering	0	0	0
				Pornography/Obscene Material	0	0	0
				Prostitution	0	0	0
				Assisting or Promoting Prostitution	0	0	0
				Purchasing Prostitution	0	0	0
				Weapon Law Violations	0	0	0
				Animal Cruelty	0	0	0
				Total Group A Offenses	19	13	6

(*) Offenses are counted using the FBI Units of Count for Crime
 (**) The 'Arrests' column shows arrests made during the selected period, regardless of incident date. Arrest counts may be higher than incident counts.
 (***) Negligent Manslaughter now includes the killing of another person associated with driving under the influence, distracted driving (using a cell or smartphone), and reckless driving fatalities.

Stutsman County Sheriff's Office – 2023

2023 Population Estimate		5,852		Offenses (*)		Arrests (**)			
				Reported	Cleared	Adult	Juvenile		
Offense Overview				Group A Offenses					
Offense Total	84	Crimes Against Persons (***)							
Number Cleared	26	Murder and Nonnegligent Manslaughter				0	0		
Percent Cleared	30.95%	Negligent Manslaughter				0	0		
Group A Crimes per 100,000 population	1,435.4	Aggravated Assault				1	1		
				Simple Assault				18	7
				Intimidation				4	1
				Stalking				0	0
				Kidnapping/Abduction				0	0
Arrest Overview				Rape				3	2
Total Arrests	83	Sodomy				0	0		
Adult Arrests	78	Sexual Assault <u>With</u> An Object				0	0		
Juvenile Arrests	5	Fondling				0	0		
Unknown Age	0	Incest				0	0		
Arrests per 100,000 population	1,418.3	Statutory Rape				0	0		
				Commercial Sex Acts				0	0
				Involuntary Servitude				0	0
Average number offenses/incident				1.11					
Domestic Incident Victims				Crimes Against Property					
Offense	Reported	Cleared	Arson				0	0	
Murder and Nonnegligent Manslaughter	0	0	Bribery				1	1	
Aggravated Assault	0	0	Burglary/Breaking & Entering				5	1	
Simple Assault	3	3	Counterfeiting/Forgery				0	0	
Intimidation	2	1	Destruction/Damage/Vandalism of Property				6	0	
Stalking	0	0	Embezzlement				0	0	
Rape	1	1	Extortion/Blackmail				1	0	
Sodomy	0	0	False Pretenses/Swindle/Confidence Game				0	0	
Sexual Assault <u>With</u> An Object	0	0	Credit Card/Automated Teller Machine Fraud				1	0	
Fondling	0	0	Impersonation				4	0	
Incest	0	0	Welfare Fraud				0	0	
Statutory Rape	0	0	Wire Fraud				6	0	
Kidnapping/Abduction	0	0	Identity Theft				0	0	
Total	6	5	Hacking/Computer Invasion				0	0	
				Robbery				0	0
				Pocket-picking				0	0
				Purse-snatching				0	0
				Shoplifting				0	0
				Theft From Building				1	0
				Theft From Coin Operated Machine or Device				0	0
				Theft From Motor Vehicle				0	0
				Theft of Motor Vehicle Parts/Accessories				0	0
				All Other Larceny				19	2
				Motor Vehicle Theft				5	2
				Stolen Property Offenses				1	1
				Crimes Against Society					
				Drug/Narcotic Violations				4	4
				Drug Equipment Violations				3	3
				Betting/Wagering				0	0
				Operating/Promoting/Assisting Gambling				0	0
				Gambling Equipment Violations				0	0
				Sports Tampering				0	0
				Pornography/Obscene Material				0	0
				Prostitution				0	0
				Assisting or Promoting Prostitution				0	0
				Purchasing Prostitution				0	0
				Weapon Law Violations				1	1
				Animal Cruelty				0	0
				Total Group A Offenses				84	26
								22	3

Group B Arrests		
Offense	Adult	Juvenile
Curfew/Loitering/Vagrancy Violations	0	0
Disorderly Conduct	2	0
Driving Under the Influence	19	0
Family Offenses (Nonviolent)	0	0
Liquor Law Violations	0	0
Trespass of Real Property	2	0
All Other Offenses	33	2
Total Group B	56	2

(*) Offenses are counted using the FBI Units of Count for Crime
(**) The 'Arrests' column shows arrests made during the selected period, regardless of incident date. Arrest counts may be higher than incident counts.
(***) Negligent Manslaughter now includes the killing of another person associated with driving under the influence, distracted driving (using a cell or smartphone), and reckless driving fatalities.

Towner County Sheriff's Office – 2023

2023 Population Estimate		2,036		Offenses (*)		Arrests (**)	
Offense Overview				Reported	Cleared	Adult	Juvenile
Offense Total	29	Group A Offenses					
Number Cleared	15	Crimes Against Persons (***)					
Percent Cleared	51.72%	Murder and Nonnegligent Manslaughter		0	0	0	0
Group A Crimes per 100,000 population	1,424.4	Negligent Manslaughter		0	0	0	0
		Aggravated Assault		0	0	0	0
		Simple Assault		12	7	7	0
		Intimidation		3	0	0	0
		Stalking		0	0	0	0
		Kidnapping/Abduction		0	0	0	0
		Rape		0	0	0	0
		Sodomy		0	0	0	0
		Sexual Assault <u>With</u> An Object		0	0	0	0
		Fondling		0	0	0	0
		Incest		0	0	0	0
		Statutory Rape		0	0	0	0
		Commercial Sex Acts		0	0	0	0
		Involuntary Servitude		0	0	0	0
		Crimes Against Property					
		Arson		0	0	0	0
		Bribery		0	0	0	0
		Burglary/Breaking & Entering		1	0	0	0
		Counterfeiting/Forgery		0	0	0	0
		Destruction/Damage/Vandalism of Property		2	1	1	1
		Embezzlement		0	0	0	0
		Extortion/Blackmail		0	0	0	0
		False Pretenses/Swindle/Confidence Game		0	0	0	0
		Credit Card/Automated Teller Machine Fraud		0	0	0	0
		Impersonation		0	0	0	0
		Welfare Fraud		0	0	0	0
		Wire Fraud		0	0	0	0
		Identity Theft		2	1	1	0
		Hacking/Computer Invasion		0	0	0	0
		Robbery		0	0	0	0
		Pocket-picking		0	0	0	0
		Purse-snatching		0	0	0	0
		Shoplifting		1	0	0	0
		Theft From Building		0	0	0	0
		Theft From Coin Operated Machine or Device		0	0	0	0
		Theft From Motor Vehicle		0	0	0	0
		Theft of Motor Vehicle Parts/Accessories		0	0	0	0
		All Other Larceny		2	1	0	1
		Motor Vehicle Theft		1	0	0	0
		Stolen Property Offenses		1	1	1	0
		Crimes Against Society					
		Drug/Narcotic Violations		3	3	3	0
		Drug Equipment Violations		1	1	0	0
		Betting/Wagering		0	0	0	0
		Operating/Promoting/Assisting Gambling		0	0	0	0
		Gambling Equipment Violations		0	0	0	0
		Sports Tampering		0	0	0	0
		Pornography/Obscene Material		0	0	0	0
		Prostitution		0	0	0	0
		Assisting or Promoting Prostitution		0	0	0	0
		Purchasing Prostitution		0	0	0	0
		Weapon Law Violations		0	0	0	0
		Animal Cruelty		0	0	0	0
		Total Group A Offenses		29	15	13	2

Domestic Incident Victims		Reported	Cleared
Murder and Nonnegligent Manslaughter	0	0	
Aggravated Assault	0	0	
Simple Assault	12	7	
Intimidation	0	0	
Stalking	0	0	
Rape	0	0	
Sodomy	0	0	
Sexual Assault <u>With</u> An Object	0	0	
Fondling	0	0	
Incest	0	0	
Statutory Rape	0	0	
Kidnapping/Abduction	0	0	
Total	12	7	

Group B Arrests		Adult	Juvenile
Curfew/Loitering/Vagrancy Violations	0	0	
Disorderly Conduct	2	0	
Driving Under the Influence	6	0	
Family Offenses (Nonviolent)	0	0	
Runaway	0	0	
Trespass of Real Property	0	0	
All Other Offenses	3	1	
Total Group B	11	1	

(*) Offenses are counted using the FBI Units of Count for Crime
(**) The 'Arrests' column shows arrests made during the selected period, regardless of incident date. Arrest counts may be higher than incident counts.
(***) Negligent Manslaughter now includes the killing of another person associated with driving under the influence, distracted driving (using a cell or smartphone), and reckless driving fatalities.

Trail County Sheriff's Office – 2023

2023 Population Estimate		7,989		Offenses (**)		Arrests (**)	
		Reported	Cleared	Adult	Juvenile		
Offense Overview				Group A Offenses			
Offense Total	98	Crimes Against Persons (****)					
Number Cleared	19	Murder and Nonnegligent Manslaughter	0	0	0	0	0
Percent Cleared	19.39%	Negligent Manslaughter	0	0	0	0	0
Group A Crimes per 100,000 population	1,226.7	Aggravated Assault	4	0	0	0	0
		Simple Assault	28	7	7	0	0
		Intimidation	7	3	1	1	1
		Stalking	4	0	0	0	0
		Kidnapping/Abduction	1	1	0	0	0
		Rape	0	0	0	0	0
		Sodomy	0	0	0	0	0
		Sexual Assault <u>With</u> An Object	0	0	0	0	0
		Fondling	3	0	0	0	0
		Incest	0	0	0	0	0
		Statutory Rape	0	0	0	0	0
		Commercial Sex Acts	0	0	0	0	0
		Involuntary Servitude	0	0	0	0	0
		Crimes Against Property					
		Arson	0	0	0	0	0
		Bribery	0	0	0	0	0
		Burglary/Breaking & Entering	3	0	0	0	0
		Counterfeiting/Forgery	1	0	0	0	0
		Destruction/Damage/Vandalism of Property	10	0	0	0	0
		Embezzlement	0	0	0	0	0
		Extortion/Blackmail	0	0	0	0	0
		False Pretenses/Swindle/Confidence Game	2	0	0	0	0
		Credit Card/Automated Teller Machine Fraud	0	0	0	0	0
		Impersonation	0	0	0	0	0
		Welfare Fraud	0	0	0	0	0
		Wire Fraud	1	0	0	0	0
		Identity Theft	1	0	0	0	0
		Hacking/Computer Invasion	1	0	0	0	0
		Robbery	0	0	0	0	0
		Pocket-picking	0	0	0	0	0
		Purse-snatching	0	0	0	0	0
		Shoplifting	1	0	0	0	0
		Theft From Building	6	1	0	0	0
		Theft From Coin Operated Machine or Device	0	0	0	0	0
		Theft From Motor Vehicle	2	0	0	0	0
		Theft of Motor Vehicle Parts/Accessories	0	0	0	0	0
		All Other Larceny	11	0	0	0	0
		Motor Vehicle Theft	2	0	0	0	0
		Stolen Property Offenses	2	1	1	0	0
		Crimes Against Society					
		Drug/Narcotic Violations	4	3	2	0	0
		Drug Equipment Violations	3	3	1	0	0
		Betting/Wagering	0	0	0	0	0
		Operating/Promoting/Assisting Gambling	0	0	0	0	0
		Gambling Equipment Violations	0	0	0	0	0
		Sports Tampering	0	0	0	0	0
		Pornography/Obscene Material	0	0	0	0	0
		Prostitution	0	0	0	0	0
		Assisting or Promoting Prostitution	0	0	0	0	0
		Purchasing Prostitution	0	0	0	0	0
		Weapon Law Violations	0	0	0	0	0
		Animal Cruelty	1	0	0	0	0
		Total Group A Offenses	98	19	12	1	
Arrest Overview				Group B Arrests			
Total Arrests	44	Offense	Adult	Juvenile			
Adult Arrests	42	Curfew/Loitering/Vagrancy Violations	0	0			
Juvenile Arrests	2	Disorderly Conduct	0	0			
Unknown Age	0	Driving Under the Influence	27	1			
Arrests per 100,000 population	550.8	Family Offenses (Nonviolent)	0	0			
		Liquor Law Violations	1	0			
		Trespass of Real Property	1	0			
		All Other Offenses	1	0			
		Total Group B	30	1			
		<p>(*) Offenses are counted using the FBI Units of Count for Crime</p> <p>(**) The 'Arrests' column shows arrests made during the selected period, regardless of incident date. Arrest counts may be higher than incident counts.</p> <p>(***) Negligent Manslaughter now includes the killing of another person associated with driving under the influence, distracted driving (using a cell or smartphone), and reckless driving fatalities.</p>					

Walsh County Sheriff's Office – 2023

2023 Population Estimate		6,353		Offenses (*)		Arrests (**)	
Offense Overview		Reported	Cleared	Adult	Juvenile		
Offense Total	228						
Number Cleared	63						
Percent Cleared	27.63%						
Group A Crimes per 100,000 population	3,588.9						
Arrest Overview							
Total Arrests	104						
Adult Arrests	99						
Juvenile Arrests	5						
Unknown Age	0						
Arrests per 100,000 population	1,637.0						
Average number offenses/incident	1.27						
Domestic Incident Victims		Reported	Cleared				
Offense							
Murder and Nonnegligent Manslaughter	0	0	0				
Aggravated Assault	4	4	4				
Simple Assault	11	6	6				
Intimidation	6	1	1				
Stalking	0	0	0				
Rape	0	0	0				
Sodomy	0	0	0				
Sexual Assault <u>With</u> An Object	0	0	0				
Fondling	1	0	0				
Incest	0	0	0				
Statutory Rape	0	0	0				
Kidnapping/Abduction	1	1	1				
Total	23	12	12				
Group B Arrests		Adult	Juvenile				
Offense							
Curfew/Loitering/Vagrancy Violations	0	0	0				
Disorderly Conduct	0	0	0				
Driving Under the Influence	33	0	0				
Family Offenses (Nonviolent)	1	0	0				
Liquor Law Violations	5	0	0				
Trespass of Real Property	0	0	0				
All Other Offenses	16	3	3				
Total Group B	55	3	3				
				Crimes Against Property			
				Arson	0	0	0
				Bribery	0	0	0
				Burglary/Breaking & Entering	6	4	4
				Counterfeiting/Forgery	3	1	1
				Destruction/Damage/Vandalism of Property	25	1	0
				Embezzlement	0	0	0
				Extortion/Blackmail	3	0	0
				False Pretenses/Swindle/Confidence Game	6	0	0
				Credit Card/Automated Teller Machine Fraud	0	0	0
				Impersonation	0	0	0
				Welfare Fraud	0	0	0
				Wire Fraud	0	0	0
				Identity Theft	3	0	0
				Hacking/Computer Invasion	1	0	0
				Robbery	0	0	0
				Pocket-picking	0	0	0
				Purse-snatching	0	0	0
				Shoplifting	0	0	0
				Theft From Building	0	0	0
				Theft From Coin Operated Machine or Device	0	0	0
				Theft From Motor Vehicle	0	0	0
				Theft of Motor Vehicle Parts/Accessories	2	0	0
				All Other Larceny	19	0	0
				Motor Vehicle Theft	4	0	0
				Stolen Property Offenses	1	0	0
				Crimes Against Society			
				Drug/Narcotic Violations	51	18	14
				Drug Equipment Violations	38	16	10
				Betting/Wagering	0	0	0
				Operating/Promoting/Assisting Gambling	0	0	0
				Gambling Equipment Violations	0	0	0
				Sports Tampering	0	0	0
				Pornography/Obscene Material	0	0	0
				Prostitution	0	0	0
				Assisting or Promoting Prostitution	0	0	0
				Purchasing Prostitution	0	0	0
				Weapon Law Violations	9	3	0
				Animal Cruelty	0	0	0
				Total Group A Offenses	228	63	44
							2

(*) Offenses are counted using the FBI Units of Count for Crime
 (**) The 'Arrests' column shows arrests made during the selected period, regardless of incident date. Arrest counts may be higher than incident counts.
 (***) Negligent Manslaughter now includes the killing of another person associated with driving under the influence, distracted driving (using a cell or smartphone), and reckless driving fatalities.

Ward County Sheriff's Office – 2023

2023 Population Estimate		17,199		Offenses (*)		Arrests (**)	
		Reported	Cleared	Adult	Juvenile		
Offense Overview				Group A Offenses			
Offense Total	718	Crimes Against Persons (***)					
Number Cleared	507	Murder and Nonnegligent Manslaughter	0	0	0	0	
Percent Cleared	70.61%	Negligent Manslaughter	0	0	0	0	
Group A Crimes per 100,000 population	4,174.7	Aggravated Assault	31	24	9	8	
		Simple Assault	155	122	34	44	
		Intimidation	11	5	2	2	
		Stalking	4	2	1	0	
		Kidnapping/Abduction	1	1	0	0	
		Rape	7	4	2	1	
		Sodomy	1	0	0	0	
		Sexual Assault <u>With</u> An Object	1	1	1	0	
		Fondling	16	6	0	1	
		Incest	0	0	0	0	
		Statutory Rape	0	0	0	0	
		Commercial Sex Acts	0	0	0	0	
		Involuntary Servitude	0	0	0	0	
		Crimes Against Property					
		Arson	1	0	0	0	
		Bribery	1	1	0	0	
		Burglary/Breaking & Entering	13	4	1	2	
		Counterfeiting/Forgery	4	0	0	0	
		Destruction/Damage/Vandalism of Property	30	22	6	7	
		Embezzlement	3	2	0	0	
		Extortion/Blackmail	2	0	0	0	
		False Pretenses/Swindle/Confidence Game	5	1	2	0	
		Credit Card/Automated Teller Machine Fraud	0	0	0	0	
		Impersonation	1	1	0	0	
		Welfare Fraud	1	0	0	0	
		Wire Fraud	3	0	0	0	
		Identity Theft	2	0	0	0	
		Hacking/Computer Invasion	1	0	0	0	
		Robbery	0	0	0	0	
		Pocket-picking	3	0	1	0	
		Purse-snatching	1	0	0	0	
		Shoplifting	1	1	0	0	
		Theft From Building	6	0	1	0	
		Theft From Coin Operated Machine or Device	0	0	0	0	
		Theft From Motor Vehicle	10	4	1	0	
		Theft of Motor Vehicle Parts/Accessories	5	0	1	0	
		All Other Larceny	19	4	2	0	
		Motor Vehicle Theft	20	5	5	1	
		Stolen Property Offenses	12	5	1	2	
		Crimes Against Society					
		Drug/Narcotic Violations	178	149	115	5	
		Drug Equipment Violations	154	134	60	2	
		Betting/Wagering	0	0	0	0	
		Operating/Promoting/Assisting Gambling	0	0	0	0	
		Gambling Equipment Violations	0	0	0	0	
		Sports Tampering	0	0	0	0	
		Pornography/Obscene Material	5	2	1	0	
		Prostitution	0	0	0	0	
		Assisting or Promoting Prostitution	0	0	0	0	
		Purchasing Prostitution	0	0	0	0	
		Weapon Law Violations	7	6	4	0	
		Animal Cruelty	3	1	0	0	
		Total Group A Offenses	718	507	250	75	
Domestic Incident Victims							
Offense	Reported	Cleared					
Murder and Nonnegligent Manslaughter	0	0					
Aggravated Assault	5	5					
Simple Assault	27	21					
Intimidation	0	0					
Stalking	1	0					
Rape	1	0					
Sodomy	1	0					
Sexual Assault <u>With</u> An Object	0	0					
Fondling	2	0					
Incest	0	0					
Statutory Rape	0	0					
Kidnapping/Abduction	0	0					
Total	37	26					
Group B Arrests							
Offense	Adult	Juvenile					
Curfew/Loitering/Vagrancy Violations	0	0					
Disorderly Conduct	0	30					
Driving Under the Influence	116	2					
Family Offenses (Nonviolent)	0	0					
Liquor Law Violations	38	17					
Trespass of Real Property	4	0					
All Other Offenses	106	22					
Total Group B	264	71					

(*) Offenses are counted using the FBI Units of Count for Crime
 (**) The 'Arrests' column shows arrests made during the selected period, regardless of incident date. Arrest counts may be higher than incident counts.
 (***) Negligent Manslaughter now includes the killing of another person associated with driving under the influence, distracted driving (using a cell or smartphone), and reckless driving fatalities.

Wells County Sheriff's Office – 2023

2023 Population Estimate		2,319		Offenses (**)		Arrests (**)	
Offense Overview				Reported	Cleared	Adult	Juvenile
Offense Total	39	Group A Offenses					
Number Cleared	13	Crimes Against Persons (***)					
Percent Cleared	33.33%	Murder and Nonnegligent Manslaughter	0	0	0	0	
Group A Crimes per 100,000 population	1,681.8	Negligent Manslaughter	0	0	0	0	
		Aggravated Assault	0	0	0	0	
		Simple Assault	5	0	0	0	
		Intimidation	4	1	1	0	
		Stalking	2	0	0	0	
		Kidnapping/Abduction	1	0	0	0	
		Rape	0	0	0	0	
		Sodomy	0	0	0	0	
		Sexual Assault <u>With</u> An Object	0	0	0	0	
		Fondling	0	0	0	0	
		Incest	0	0	0	0	
		Statutory Rape	0	0	0	0	
		Commercial Sex Acts	0	0	0	0	
		Involuntary Servitude	0	0	0	0	
		Crimes Against Property					
		Arson	0	0	0	0	
		Bribery	0	0	0	0	
		Burglary/Breaking & Entering	1	0	0	0	
		Counterfeiting/Forgery	0	0	0	0	
		Destruction/Damage/Vandalism of Property	3	1	0	0	
		Embezzlement	0	0	0	0	
		Extortion/Blackmail	0	0	0	0	
		False Pretenses/Swindle/Confidence Game	0	0	0	0	
		Credit Card/Automated Teller Machine Fraud	0	0	0	0	
		Impersonation	0	0	0	0	
		Welfare Fraud	0	0	0	0	
		Wire Fraud	0	0	0	0	
		Identity Theft	1	0	0	0	
		Hacking/Computer Invasion	0	0	0	0	
		Robbery	0	0	0	0	
		Pocket-picking	0	0	0	0	
		Purse-snatching	0	0	0	0	
		Shoplifting	0	0	0	0	
		Theft From Building	0	0	0	0	
		Theft From Coin Operated Machine or Device	0	0	0	0	
		Theft From Motor Vehicle	0	0	0	0	
		Theft of Motor Vehicle Parts/Accessories	0	0	0	0	
		All Other Larceny	4	0	0	0	
		Motor Vehicle Theft	1	1	1	0	
		Stolen Property Offenses	2	1	1	0	
		Crimes Against Society					
		Drug/Narcotic Violations	8	6	5	0	
		Drug Equipment Violations	6	3	1	0	
		Betting/Wagering	0	0	0	0	
		Operating/Promoting/Assisting Gambling	0	0	0	0	
		Gambling Equipment Violations	0	0	0	0	
		Sports Tampering	0	0	0	0	
		Pornography/Obscene Material	0	0	0	0	
		Prostitution	0	0	0	0	
		Assisting or Promoting Prostitution	0	0	0	0	
		Purchasing Prostitution	0	0	0	0	
		Weapon Law Violations	0	0	0	0	
		Animal Cruelty	1	0	0	0	
		Total Group A Offenses	39	13	9	0	

Domestic Incident Victims		Reported		Cleared	
Offense	Reported	Cleared	Offense	Reported	Cleared
Murder and Nonnegligent Manslaughter	0	0	Murder and Nonnegligent Manslaughter	0	0
Aggravated Assault	0	0	Aggravated Assault	0	0
Simple Assault	3	0	Simple Assault	3	0
Intimidation	1	1	Intimidation	1	1
Stalking	1	0	Stalking	1	0
Rape	0	0	Rape	0	0
Sodomy	0	0	Sodomy	0	0
Sexual Assault <u>With</u> An Object	0	0	Sexual Assault <u>With</u> An Object	0	0
Fondling	0	0	Fondling	0	0
Incest	0	0	Incest	0	0
Statutory Rape	0	0	Statutory Rape	0	0
Kidnapping/Abduction	0	0	Kidnapping/Abduction	0	0
Total	5	1			

Group B Arrests		Adult		Juvenile	
Offense	Adult	Juvenile	Offense	Adult	Juvenile
Curfew/Loitering/Vagrancy Violations	0	0	Curfew/Loitering/Vagrancy Violations	0	0
Disorderly Conduct	2	0	Disorderly Conduct	2	0
Driving Under the Influence	1	0	Driving Under the Influence	1	0
Family Offenses (Nonviolent)	0	0	Family Offenses (Nonviolent)	0	0
Liquor Law Violations	1	0	Liquor Law Violations	1	0
Trespass of Real Property	0	0	Trespass of Real Property	0	0
All Other Offenses	4	0	All Other Offenses	4	0
Total Group B	8	0			

(*) Offenses are counted using the FBI Units of Count for Crime
(**) The 'Arrests' column shows arrests made during the selected period, regardless of incident date. Arrest counts may be higher than incident counts.
(***) Negligent Manslaughter now includes the killing of another person associated with driving under the influence, distracted driving (using a cell or smartphone), and reckless driving fatalities.

Williams County Sheriff's Office – 2023

2023 Population Estimate		8,280		Offenses (*)		Arrests (**)	
Offense Overview				Reported	Cleared	Adult	Juvenile
Offense Total	419			0	0	0	0
Number Cleared	172			0	0	0	0
Percent Cleared	41.05%			12	9	6	0
Group A Crimes per 100,000 population	5,060.4			69	59	34	0
Arrest Overview				32	20	4	0
Total Arrests	217			6	1	1	0
Adult Arrests	206			3	1	0	0
Juvenile Arrests	11			2	1	1	0
Unknown Age	0			1	0	0	0
Arrests per 100,000 population	2,620.7			0	0	0	0
Average number offenses/incident	1.23			0	0	0	0
Domestic Incident Victims				Crimes Against Property			
Offense	Reported	Cleared		Arson			
Murder and Nonnegligent Manslaughter	0	0		Bribery	0	0	0
Aggravated Assault	2	2		Burglary/Breaking & Entering	20	6	4
Simple Assault	33	30		Counterfeiting/Forgery	6	0	0
Intimidation	5	1		Destruction/Damage/Vandalism of Property	38	9	7
Stalking	1	0		Embezzlement	2	0	1
Rape	1	1		Extortion/Blackmail	0	0	0
Sodomy	0	0		False Pretenses/Swindle/Confidence Game	26	8	7
Sexual Assault <u>With</u> An Object	0	0		Credit Card/Automated Teller Machine Fraud	0	0	0
Fondling	0	0		Impersonation	5	1	1
Incest	0	0		Welfare Fraud	0	0	0
Statutory Rape	0	0		Wire Fraud	0	0	0
Kidnapping/Abduction	1	1		Identity Theft	3	0	0
Total	43	35		Hacking/Computer Invasion	0	0	0
Group B Arrests				Robbery	0	0	0
Offense	Adult	Juvenile		Pocket-picking	0	0	0
Curfew/Loitering/Vagrancy Violations	0	0		Purse-snatching	0	0	0
Disorderly Conduct	1	0		Shoplifting	0	0	0
Driving Under the Influence	72	1		Theft From Building	0	0	0
Family Offenses (Nonviolent)	0	0		Theft From Coin Operated Machine or Device	0	0	0
Liquor Law Violations	8	9		Theft From Motor Vehicle	6	0	0
Trespass of Real Property	0	0		Theft of Motor Vehicle Parts/Accessories	3	0	0
All Other Offenses	19	0		All Other Larceny	59	6	6
Total Group B	100	10		Motor Vehicle Theft	29	5	3
				Stolen Property Offenses	12	10	7
				Crimes Against Society			
				Drug/Narcotic Violations	31	15	16
				Drug Equipment Violations	30	13	5
				Betting/Wagering	0	0	0
				Operating/Promoting/Assisting Gambling	0	0	0
				Gambling Equipment Violations	0	0	0
				Sports Tampering	0	0	0
				Pornography/Obscene Material	6	1	2
				Prostitution	0	0	0
				Assisting or Promoting Prostitution	0	0	0
				Purchasing Prostitution	0	0	0
				Weapon Law Violations	4	2	1
				Animal Cruelty	2	0	0
				Total Group A Offenses	419	172	106
							1

(*) Offenses are counted using the FBI Units of Count for Crime
 (**) The "Arrests" column shows arrests made during the selected period, regardless of incident date. Arrest counts may be higher than incident counts.
 (***) Negligent Manslaughter now includes the killing of another person associated with driving under the influence, distracted driving (using a cell or smartphone), and reckless driving fatalities.

REPORTING POLICE DEPARTMENTS

Berthold Police Department – 2023

2023 Population Estimate		466		Offenses (*)		Arrests (**)	
Offense Overview		Reported	Cleared	Adult	Juvenile		
Offense Total	10	Group A Offenses		Crimes Against Persons (***)			
Number Cleared	9	Murder and Nonnegligent Manslaughter	0	0	0	0	
Percent Cleared	90.00%	Negligent Manslaughter	0	0	0	0	
Group A Crimes per 100,000 population	2,145.9	Aggravated Assault	0	0	0	0	
		Simple Assault	0	0	0	0	
		Intimidation	0	0	0	0	
		Stalking	0	0	0	0	
		Kidnapping/Abduction	0	0	0	0	
		Rape	0	0	0	0	
		Sodomy	0	0	0	0	
		Sexual Assault <u>With</u> An Object	0	0	0	0	
		Fondling	0	0	0	0	
		Incest	0	0	0	0	
		Statutory Rape	0	0	0	0	
		Commercial Sex Acts	0	0	0	0	
		Involuntary Servitude	0	0	0	0	
		Crimes Against Property		Arson		0 0	
		Bribery		0 0		0 0	
		Burglary/Breaking & Entering		0 0		0 0	
		Counterfeiting/Forgery		0 0		0 0	
		Destruction/Damage/Vandalism of Property		0 0		0 0	
		Embezzlement		0 0		0 0	
		Extortion/Blackmail		0 0		0 0	
		False Pretenses/Swindle/Confidence Game		0 0		0 0	
		Credit Card/Automated Teller Machine Fraud		0 0		0 0	
		Impersonation		0 0		0 0	
		Welfare Fraud		0 0		0 0	
		Wire Fraud		0 0		0 0	
		Identity Theft		0 0		0 0	
		Hacking/Computer Invasion		0 0		0 0	
		Robbery		0 0		0 0	
		Pocket-picking		0 0		0 0	
		Purse-snatching		0 0		0 0	
		Shoplifting		0 0		0 0	
		Theft From Building		0 0		0 0	
		Theft From Coin Operated Machine or Device		0 0		0 0	
		Theft From Motor Vehicle		0 0		0 0	
		Theft of Motor Vehicle Parts/Accessories		0 0		0 0	
		All Other Larceny		0 0		0 0	
		Motor Vehicle Theft		0 0		0 0	
		Stolen Property Offenses		0 0		0 0	
		Crimes Against Society		Drug/Narcotic Violations		5 5	
		Drug/Narcotic Violations		4 3		1 0	
		Drug Equipment Violations		0 0		0 0	
		Betting/Wagering		0 0		0 0	
		Operating/Promoting/Assisting Gambling		0 0		0 0	
		Gambling Equipment Violations		0 0		0 0	
		Sports Tampering		0 0		0 0	
		Pornography/Obscene Material		0 0		0 0	
		Prostitution		0 0		0 0	
		Assisting or Promoting Prostitution		0 0		0 0	
		Purchasing Prostitution		0 0		0 0	
		Weapon Law Violations		1 1		0 0	
		Animal Cruelty		0 0		0 0	
		Total Group A Offenses		10 9		5 0	
Domestic Incident Victims							
Offense	Reported	Cleared					
Murder and Nonnegligent Manslaughter	0	0					
Aggravated Assault	0	0					
Simple Assault	0	0					
Intimidation	0	0					
Stalking	0	0					
Rape	0	0					
Sodomy	0	0					
Sexual Assault <u>With</u> An Object	0	0					
Fondling	0	0					
Incest	0	0					
Statutory Rape	0	0					
Kidnapping/Abduction	0	0					
Total	0	0					
Group B Arrests							
Offense	Adult	Juvenile					
Curfew/Loitering/Vagrancy Violations	0	0					
Disorderly Conduct	2	0					
Driving Under the Influence	0	0					
Family Offenses (Nonviolent)	0	0					
Liquor Law Violations	0	0					
Trespass of Real Property	0	0					
All Other Offenses	1	0					
Total Group B	3	0					

(*) Offenses are counted using the FBI Units of Count for Crime
(**) The 'Arrests' column shows arrests made during the selected period, regardless of incident date. Arrest counts may be higher than incident counts.
(***) Negligent Manslaughter now includes the killing of another person associated with driving under the influence, distracted driving (using a cell or smartphone), and reckless driving fatalities.

Beulah Police Department – 2023

2023 Population Estimate		3,039		Offenses (*)		Arrests (**)	
Offense Overview		Reported	Cleared	Adult	Juvenile		
Offense Total	108	Group A Offenses					
Number Cleared	47	Crimes Against Persons (***)					
Percent Cleared	43.52%	Murder and Nonnegligent Manslaughter	1	1	1	0	
Group A Crimes per 100,000 population	3,553.8	Negligent Manslaughter	0	0	0	0	
		Aggravated Assault	3	2	1	0	
		Simple Assault	12	7	5	0	
		Intimidation	4	2	1	0	
		Stalking	1	0	0	0	
		Kidnapping/Abduction	0	0	0	0	
		Rape	0	0	0	0	
		Sodomy	0	0	0	0	
		Sexual Assault <u>With</u> An Object	0	0	0	0	
		Fondling	0	0	0	0	
		Incest	0	0	0	0	
		Statutory Rape	0	0	0	0	
		Commercial Sex Acts	0	0	0	0	
		Involuntary Servitude	0	0	0	0	
		Crimes Against Property					
		Arson	0	0	0	0	
		Bribery	0	0	0	0	
		Burglary/Breaking & Entering	2	1	1	0	
		Counterfeiting/Forgery	3	0	0	0	
		Destruction/Damage/Vandalism of Property	3	0	0	0	
		Embezzlement	0	0	0	0	
		Extortion/Blackmail	0	0	0	0	
		False Pretenses/Swindle/Confidence Game	2	1	1	0	
		Credit Card/Automated Teller Machine Fraud	0	0	0	0	
		Impersonation	1	0	0	0	
		Welfare Fraud	0	0	0	0	
		Wire Fraud	0	0	0	0	
		Identity Theft	1	0	0	0	
		Hacking/Computer Invasion	1	0	0	0	
		Robbery	1	0	0	0	
		Pocket-picking	0	0	0	0	
		Purse-snatching	0	0	0	0	
		Shoplifting	8	1	3	0	
		Theft From Building	2	0	0	0	
		Theft From Coin Operated Machine or Device	0	0	0	0	
		Theft From Motor Vehicle	1	0	0	0	
		Theft of Motor Vehicle Parts/Accessories	1	0	0	0	
		All Other Larceny	8	0	0	0	
		Motor Vehicle Theft	1	0	0	0	
		Stolen Property Offenses	2	1	1	0	
		Crimes Against Society					
		Drug/Narcotic Violations	29	19	11	12	
		Drug Equipment Violations	21	12	2	1	
		Betting/Wagering	0	0	0	0	
		Operating/Promoting/Assisting Gambling	0	0	0	0	
		Gambling Equipment Violations	0	0	0	0	
		Sports Tampering	0	0	0	0	
		Pornography/Obscene Material	0	0	0	0	
		Prostitution	0	0	0	0	
		Assisting or Promoting Prostitution	0	0	0	0	
		Purchasing Prostitution	0	0	0	0	
		Weapon Law Violations	0	0	0	0	
		Animal Cruelty	0	0	0	0	
		Total Group A Offenses	108	47	27	13	
Domestic Incident Victims							
Offense	Reported	Cleared					
Murder and Nonnegligent Manslaughter	0	0					
Aggravated Assault	1	1					
Simple Assault	9	7					
Intimidation	4	2					
Stalking	0	0					
Rape	0	0					
Sodomy	0	0					
Sexual Assault <u>With</u> An Object	0	0					
Fondling	0	0					
Incest	0	0					
Statutory Rape	0	0					
Kidnapping/Abduction	0	0					
Total	14	10					
Group B Arrests							
Offense	Adult	Juvenile					
Curfew/Loitering/Vagrancy Violations	0	0					
Disorderly Conduct	1	0					
Driving Under the Influence	7	1					
Family Offenses (Nonviolent)	0	0					
Liquor Law Violations	1	2					
Trespass of Real Property	0	0					
All Other Offenses	4	0					
Total Group B	13	3					

(*) Offenses are counted using the FBI Units of Count for Crime
 (**) The 'Arrests' column shows arrests made during the selected period, regardless of incident date. Arrest counts may be higher than incident counts.
 (***) Negligent Manslaughter now includes the killing of another person associated with driving under the influence, distracted driving (using a cell or smartphone), and reckless driving fatalities.

Bismarck Police Department – 2023

2023 Population Estimate		74,802		Offenses (**)		Arrests (**)			
				Reported	Cleared	Adult	Juvenile		
Offense Overview				Group A Offenses					
Offense Total	6,497			Crimes Against Persons (***)					
Number Cleared	2,942			Murder and Nonnegligent Manslaughter	3	1	1	0	
Percent Cleared	45.28%			Negligent Manslaughter	0	0	0	0	
Group A Crimes per 100,000 population	8,685.6			Aggravated Assault	157	97	72	4	
				Simple Assault	913	458	261	71	
				Intimidation	250	133	58	21	
				Stalking	11	1	1	0	
				Kidnapping/Abduction	16	11	7	1	
Arrest Overview				Rape	27	8	1	0	
Total Arrests	3,737			Sodomy	1	1	1	0	
Adult Arrests	3,158			Sexual Assault <u>With</u> An Object	4	1	0	0	
Juvenile Arrests	579			Fondling	99	26	9	4	
Unknown Age	0			Incest	0	0	0	0	
Arrests per 100,000 population	4,995.8			Statutory Rape	5	2	2	0	
				Commercial Sex Acts	0	0	0	0	
				Involuntary Servitude	0	0	0	0	
Average number offenses/incident				Crimes Against Property					
				Arson	6	3	0	2	
Domestic Incident Victims				Bribery	0	0	0	0	
Offense	Reported	Cleared			Burglary/Breaking & Entering	272	51	44	12
Murder and Nonnegligent Manslaughter	0	0			Counterfeiting/Forgery	89	19	12	0
Aggravated Assault	75	57			Destruction/Damage/Vandalism of Property	581	123	49	18
Simple Assault	500	236			Embezzlement	14	5	4	0
Intimidation	31	24			Extortion/Blackmail	14	0	0	0
Stalking	5	1			False Pretenses/Swindle/Confidence Game	216	47	33	1
Rape	2	2			Credit Card/Automated Teller Machine Fraud	16	10	2	0
Sodomy	0	0			Impersonation	33	4	1	0
Sexual Assault <u>With</u> An Object	1	1			Welfare Fraud	0	0	0	0
Fondling	16	3			Wire Fraud	17	0	0	0
Incest	0	0			Identity Theft	149	21	7	1
Statutory Rape	0	0			Hacking/Computer Invasion	2	0	0	0
Kidnapping/Abduction	8	7			Robbery	45	15	10	5
Total	638	331			Pocket-picking	9	1	1	0
				Purse-snatching	1	0	0	0	
Group B Arrests				Shoplifting	694	461	406	110	
Offense	Adult	Juvenile			Theft From Building	324	54	24	4
Curfew/Loitering/Vagrancy Violations	0	3			Theft From Coin Operated Machine or Device	2	2	2	0
Disorderly Conduct	141	49			Theft From Motor Vehicle	274	22	13	3
Driving Under the Influence	265	3			Theft of Motor Vehicle Parts/Accessories	57	8	3	0
Family Offenses (Nonviolent)	17	0			All Other Larceny	466	70	50	5
Liquor Law Violations	288	55			Motor Vehicle Theft	257	62	16	7
Trespass of Real Property	219	18			Stolen Property Offenses	49	36	31	3
All Other Offenses	382	76			Crimes Against Society				
Total Group B	1,312	204			Drug/Narcotic Violations	631	548	448	75
				Drug Equipment Violations	674	570	252	19	
				Betting/Wagering	1	1	0	0	
				Operating/Promoting/Assisting Gambling	0	0	0	0	
				Gambling Equipment Violations	0	0	0	0	
				Sports Tampering	0	0	0	0	
				Pornography/Obscene Material	37	14	2	5	
				Prostitution	6	2	0	0	
				Assisting or Promoting Prostitution	1	0	0	0	
				Purchasing Prostitution	1	0	0	0	
				Weapon Law Violations	60	48	17	4	
				Animal Cruelty	13	6	6	0	
				Total Group A Offenses	6,497	2,942	1,846	375	

(*) Offenses are counted using the FBI Units of Count for Crime
 (**) The 'Arrests' column shows arrests made during the selected period, regardless of incident date. Arrest counts may be higher than incident counts.
 (***) Negligent Manslaughter now includes the killing of another person associated with driving under the influence, distracted driving (using a cell or smartphone), and reckless driving fatalities.

Bowman Police Department – 2023

2023 Population Estimate		1,404		Offenses (*)		Arrests (**)	
Offense Overview		Reported	Cleared	Adult	Juvenile		
Offense Total	57	Group A Offenses					
Number Cleared	15	Crimes Against Persons (***)					
Percent Cleared	26.32%	Murder and Nonnegligent Manslaughter	0	0	0	0	
Group A Crimes per 100,000 population	4,059.8	Negligent Manslaughter	0	0	0	0	
Arrest Overview		Aggravated Assault	2	0	0	0	
Total Arrests	65	Simple Assault	1	0	0	0	
Adult Arrests	64	Intimidation	1	0	0	0	
Juvenile Arrests	1	Stalking	0	0	0	0	
Unknown Age	0	Kidnapping/Abduction	0	0	0	0	
Arrests per 100,000 population	4,629.6	Rape	1	1	1	0	
Average number offenses/incident	1.36	Sodomy	0	0	0	0	
Domestic Incident Victims		Sexual Assault <u>With</u> An Object	0	0	0	0	
Offense	Reported	Cleared	Fondling	0	0	0	0
Murder and Nonnegligent Manslaughter	0	0	Incest	0	0	0	0
Aggravated Assault	1	0	Statutory Rape	0	0	0	0
Simple Assault	0	0	Commercial Sex Acts	0	0	0	0
Intimidation	0	0	Involuntary Servitude	0	0	0	0
Stalking	0	0	Crimes Against Property				
Rape	0	0	Arson	0	0	0	0
Sodomy	0	0	Bribery	0	0	0	0
Sexual Assault <u>With</u> An Object	0	0	Burglary/Breaking & Entering	2	0	0	0
Fondling	0	0	Counterfeiting/Forgery	2	0	0	0
Incest	0	0	Destruction/Damage/Vandalism of Property	6	2	1	0
Statutory Rape	0	0	Embezzlement	0	0	0	0
Kidnapping/Abduction	0	0	Extortion/Blackmail	2	0	0	0
Total	1	0	False Pretenses/Swindle/Confidence Game	3	0	0	0
Group B Arrests			Credit Card/Automated Teller Machine Fraud	0	0	0	0
Offense	Adult	Juvenile	Impersonation	3	0	0	0
Curfew/Loitering/Vagrancy Violations	0	0	Welfare Fraud	0	0	0	0
Disorderly Conduct	2	0	Wire Fraud	0	0	0	0
Driving Under the Influence	17	0	Identity Theft	0	0	0	1
Family Offenses (Nonviolent)	0	0	Hacking/Computer Invasion	0	0	0	0
Liquor Law Violations	3	0	Robbery	0	0	0	0
Trespass of Real Property	1	0	Pocket-picking	0	0	0	0
All Other Offenses	34	0	Purse-snatching	0	0	0	0
Total Group B	57	0	Shoplifting	0	0	0	0
			Theft From Building	1	0	0	0
			Theft From Coin Operated Machine or Device	0	0	0	0
			Theft From Motor Vehicle	1	0	0	0
			Theft of Motor Vehicle Parts/Accessories	2	0	0	0
			All Other Larceny	11	3	1	0
			Motor Vehicle Theft	0	0	0	0
			Stolen Property Offenses	0	0	0	0
			Crimes Against Society				
			Drug/Narcotic Violations	12	5	4	0
			Drug Equipment Violations	7	4	0	0
			Betting/Wagering	0	0	0	0
			Operating/Promoting/Assisting Gambling	0	0	0	0
			Gambling Equipment Violations	0	0	0	0
			Sports Tampering	0	0	0	0
			Pornography/Obscene Material	0	0	0	0
			Prostitution	0	0	0	0
			Assisting or Promoting Prostitution	0	0	0	0
			Purchasing Prostitution	0	0	0	0
			Weapon Law Violations	0	0	0	0
			Animal Cruelty	0	0	0	0
			Total Group A Offenses	57	15	7	1

(*) Offenses are counted using the FBI Units of Count for Crime
(**) The 'Arrests' column shows arrests made during the selected period, regardless of incident date. Arrest counts may be higher than incident counts.
(***) Negligent Manslaughter now includes the killing of another person associated with driving under the influence, distracted driving (using a cell or smartphone), and reckless driving fatalities.

Burlington Police Department – 2023

2023 Population Estimate		1,297		Offenses (*)		Arrests (**)	
Offense Overview				Reported	Cleared	Adult	Juvenile
Offense Total	31	Group A Offenses					
Number Cleared	19	Crimes Against Persons (***)					
Percent Cleared	61.29%	Murder and Nonnegligent Manslaughter					
Group A Crimes per 100,000 population	2,390.1	Negligent Manslaughter					
		Aggravated Assault					
		Simple Assault					
		Intimidation					
		Stalking					
		Kidnapping/Abduction					
		Rape					
		Sodomy					
		Sexual Assault <u>With</u> An Object					
		Fondling					
		Incest					
		Statutory Rape					
		Commercial Sex Acts					
		Involuntary Servitude					
		Crimes Against Property					
		Arson					
		Bribery					
		Burglary/Breaking & Entering					
		Counterfeiting/Forgery					
		Destruction/Damage/Vandalism of Property					
		Embezzlement					
		Extortion/Blackmail					
		False Pretenses/Swindle/Confidence Game					
		Credit Card/Automated Teller Machine Fraud					
		Impersonation					
		Welfare Fraud					
		Wire Fraud					
		Identity Theft					
		Hacking/Computer Invasion					
		Robbery					
		Pocket-picking					
		Purse-snatching					
		Shoplifting					
		Theft From Building					
		Theft From Coin Operated Machine or Device					
		Theft From Motor Vehicle					
		Theft of Motor Vehicle Parts/Accessories					
		All Other Larceny					
		Motor Vehicle Theft					
		Stolen Property Offenses					
		Crimes Against Society					
		Drug/Narcotic Violations					
		Drug Equipment Violations					
		Betting/Wagering					
		Operating/Promoting/Assisting Gambling					
		Gambling Equipment Violations					
		Sports Tampering					
		Pornography/Obscene Material					
		Prostitution					
		Assisting or Promoting Prostitution					
		Purchasing Prostitution					
		Weapon Law Violations					
		Animal Cruelty					
		Total Group A Offenses					
		3		2		1	
		24		0		1	

Domestic Incident Victims		Reported		Cleared	
Offense	Reported	Cleared	Offense	Reported	Cleared
Murder and Nonnegligent Manslaughter	0	0	Murder and Nonnegligent Manslaughter	0	0
Aggravated Assault	0	0	Aggravated Assault	0	0
Simple Assault	3	2	Simple Assault	3	2
Intimidation	0	0	Intimidation	0	0
Stalking	0	0	Stalking	0	0
Rape	0	0	Rape	0	0
Sodomy	0	0	Sodomy	0	0
Sexual Assault <u>With</u> An Object	0	0	Sexual Assault <u>With</u> An Object	0	0
Fondling	0	0	Fondling	0	0
Incest	0	0	Incest	0	0
Statutory Rape	0	0	Statutory Rape	0	0
Kidnapping/Abduction	0	0	Kidnapping/Abduction	0	0
Total	3	2	Total	3	2

Group B Arrests		Adult		Juvenile	
Offense	Adult	Juvenile	Offense	Adult	Juvenile
Curfew/Loitering/Vagrancy Violations	0	0	Curfew/Loitering/Vagrancy Violations	0	0
Disorderly Conduct	0	0	Disorderly Conduct	0	0
Driving Under the Influence	20	0	Driving Under the Influence	20	0
Family Offenses (Nonviolent)	0	0	Family Offenses (Nonviolent)	0	0
Liquor Law Violations	2	0	Liquor Law Violations	2	0
Trespass of Real Property	0	0	Trespass of Real Property	0	0
All Other Offenses	2	0	All Other Offenses	2	0
Total Group B	24	0	Total Group B	24	0

(*) Offenses are counted using the FBI Units of Count for Crime
(**) The 'Arrests' column shows arrests made during the selected period, regardless of incident date. Arrest counts may be higher than incident counts.
(***) Negligent Manslaughter now includes the killing of another person associated with driving under the influence, distracted driving (using a cell or smartphone), and reckless driving fatalities.

Carrington Police Department – 2023

2023 Population Estimate		2,040		Offenses (*)		Arrests (**)	
Offense Overview				Reported	Cleared	Adult	Juvenile
Offense Total	45	Group A Offenses					
Number Cleared	21	Crimes Against Persons (***)					
Percent Cleared	46.67%	Murder and Nonnegligent Manslaughter		0	0	0	0
Group A Crimes per 100,000 population	2,205.9	Negligent Manslaughter		0	0	0	0
		Aggravated Assault		1	0	0	0
		Simple Assault		6	2	2	0
		Intimidation		2	0	0	0
		Stalking		0	0	0	0
		Kidnapping/Abduction		0	0	0	0
		Rape		1	0	0	0
		Sodomy		0	0	0	0
		Sexual Assault <u>With An Object</u>		0	0	0	0
		Fondling		0	0	0	0
		Incest		0	0	0	0
		Statutory Rape		0	0	0	0
		Commercial Sex Acts		0	0	0	0
		Involuntary Servitude		0	0	0	0
		Crimes Against Property					
		Arson		0	0	0	0
		Bribery		0	0	0	0
		Burglary/Breaking & Entering		2	0	0	0
		Counterfeiting/Forgery		1	0	0	0
		Destruction/Damage/Vandalism of Property		2	1	0	0
		Embezzlement		0	0	0	0
		Extortion/Blackmail		0	0	0	0
		False Pretenses/Swindle/Confidence Game		0	0	0	0
		Credit Card/Automated Teller Machine Fraud		0	0	0	0
		Impersonation		0	0	0	0
		Welfare Fraud		0	0	0	0
		Wire Fraud		1	0	0	0
		Identity Theft		0	0	0	0
		Hacking/Computer Invasion		0	0	0	0
		Robbery		0	0	0	0
		Pocket-picking		0	0	0	0
		Purse-snatching		0	0	0	0
		Shoplifting		1	0	0	0
		Theft From Building		1	0	0	0
		Theft From Coin Operated Machine or Device		0	0	0	0
		Theft From Motor Vehicle		1	1	1	0
		Theft of Motor Vehicle Parts/Accessories		0	0	0	0
		All Other Larceny		5	1	0	0
		Motor Vehicle Theft		0	0	0	0
		Stolen Property Offenses		1	0	0	0
		Crimes Against Society					
		Drug/Narcotic Violations		8	7	6	0
		Drug Equipment Violations		9	7	4	0
		Betting/Wagering		0	0	0	0
		Operating/Promoting/Assisting Gambling		0	0	0	0
		Gambling Equipment Violations		0	0	0	0
		Sports Tampering		0	0	0	0
		Pornography/Obscene Material		0	0	0	0
		Prostitution		0	0	0	0
		Assisting or Promoting Prostitution		0	0	0	0
		Purchasing Prostitution		0	0	0	0
		Weapon Law Violations		2	2	1	0
		Animal Cruelty		1	0	0	0
		Total Group A Offenses		45	21	14	0
Domestic Incident Victims				Reported	Cleared		
Offense							
Murder and Nonnegligent Manslaughter	0	0					
Aggravated Assault	0	0					
Simple Assault	4	2					
Intimidation	0	0					
Stalking	0	0					
Rape	0	0					
Sodomy	0	0					
Sexual Assault <u>With An Object</u>	0	0					
Fondling	0	0					
Incest	0	0					
Statutory Rape	0	0					
Kidnapping/Abduction	0	0					
Total	4	2					
Group B Arrests				Adult	Juvenile		
Offense							
Curfew/Loitering/Vagrancy Violations	0	0					
Disorderly Conduct	2	0					
Driving Under the Influence	6	0					
Family Offenses (Nonviolent)	0	0					
Liquor Law Violations	1	0					
Trespass of Real Property	0	0					
All Other Offenses	0	0					
Total Group B	9	0					

(*) Offenses are counted using the FBI Units of Count for Crime
 (**) The 'Arrests' column shows arrests made during the selected period, regardless of incident date. Arrest counts may be higher than incident counts.

(***) Negligent Manslaughter now includes the killing of another person associated with driving under the influence, distracted driving (using a cell or smartphone), and reckless driving fatalities.

Cavalier Police Department – 2023

2023 Population Estimate		1,239		Offenses (**)		Arrests (**)	
Offense Overview				Reported	Cleared	Adult	Juvenile
Offense Total		9		Group A Offenses			
Number Cleared		4		Crimes Against Persons (***)			
Percent Cleared		44.44%		Murder and Nonnegligent Manslaughter			
Group A Crimes per 100,000 population		726.4		Negligent Manslaughter			
				Aggravated Assault			
				Simple Assault			
				Intimidation			
				Stalking			
				Kidnapping/Abduction			
				Rape			
				Sodomy			
				Sexual Assault <u>With</u> An Object			
				Fondling			
				Incest			
				Statutory Rape			
				Commercial Sex Acts			
				Involuntary Servitude			
				Crimes Against Property			
				Arson			
				Bribery			
				Burglary/Breaking & Entering			
				Counterfeiting/Forgery			
				Destruction/Damage/Vandalism of Property			
				Embezzlement			
				Extortion/Blackmail			
				False Pretenses/Swindle/Confidence Game			
				Credit Card/Automated Teller Machine Fraud			
				Impersonation			
				Welfare Fraud			
				Wire Fraud			
				Identity Theft			
				Hacking/Computer Invasion			
				Robbery			
				Pocket-picking			
				Purse-snatching			
				Shoplifting			
				Theft From Building			
				Theft From Coin Operated Machine or Device			
				Theft From Motor Vehicle			
				Theft of Motor Vehicle Parts/Accessories			
				All Other Larceny			
				Motor Vehicle Theft			
				Stolen Property Offenses			
				Crimes Against Society			
				Drug/Narcotic Violations			
				Drug Equipment Violations			
				Betting/Wagering			
				Operating/Promoting/Assisting Gambling			
				Gambling Equipment Violations			
				Sports Tampering			
				Pornography/Obscene Material			
				Prostitution			
				Assisting or Promoting Prostitution			
				Purchasing Prostitution			
				Weapon Law Violations			
				Animal Cruelty			
				Total Group A Offenses			
				9			
				4			
				2			
				3			

Domestic Incident Victims		
Offense	Reported	Cleared
Murder and Nonnegligent Manslaughter	0	0
Aggravated Assault	0	0
Simple Assault	4	3
Intimidation	0	0
Stalking	0	0
Rape	0	0
Sodomy	0	0
Sexual Assault <u>With</u> An Object	0	0
Fondling	0	0
Incest	0	0
Statutory Rape	0	0
Kidnapping/Abduction	0	0
Total	4	3

Group B Arrests		
Offense	Adult	Juvenile
Curfew/Loitering/Vagrancy Violations	0	0
Disorderly Conduct	3	4
Driving Under the Influence	4	0
Family Offenses (Nonviolent)	0	0
Liquor Law Violations	0	0
Trespass of Real Property	0	0
All Other Offenses	5	0
Total Group B	12	4

(*) Offenses are counted using the FBI Units of Count for Crime
(**) The 'Arrests' column shows arrests made during the selected period, regardless of incident date. Arrest counts may be higher than incident counts.
(***) Negligent Manslaughter now includes the killing of another person associated with driving under the influence, distracted driving (using a cell or smartphone), and reckless driving fatalities.

Devils Lake Police Department – 2023*

2023 Population Estimate		7,157		Offenses (*)		Arrests (**)	
Offense Overview		Reported	Cleared	Adult	Juvenile		
Offense Total	382	Group A Offenses					
Number Cleared	241	Crimes Against Persons (***)					
Percent Cleared	63.09%	Murder and Nonnegligent Manslaughter	0	0	0	0	0
Group A Crimes per 100,000 population	5,337.4	Negligent Manslaughter	0	0	0	0	0
Arrest Overview		Aggravated Assault	11	8	8	0	0
Total Arrests	462	Simple Assault	67	47	33	9	
Adult Arrests	332	Intimidation	7	7	1	1	
Juvenile Arrests	130	Stalking	9	2	2	2	
Unknown Age	0	Kidnapping/Abduction	2	1	0	0	
Arrests per 100,000 population	6,455.2	Rape	2	0	1	0	
Average number offenses/incident	1.26	Sodomy	0	0	0	0	
Domestic Incident Victims		Sexual Assault <u>With</u> An Object	0	0	0	0	
Offense	Reported	Cleared	Fondling	11	1	0	0
Murder and Nonnegligent Manslaughter	0	0	Incest	0	0	0	0
Aggravated Assault	7	4	Statutory Rape	1	1	2	0
Simple Assault	38	28	Commercial Sex Acts	0	0	0	0
Intimidation	0	0	Involuntary Servitude	0	0	0	0
Stalking	0	0	Crimes Against Property				
Rape	0	0	Arson	0	0	0	0
Sodomy	0	0	Bribery	0	0	0	0
Sexual Assault <u>With</u> An Object	0	0	Burglary/Breaking & Entering	13	4	4	10
Fondling	3	0	Counterfeiting/Forgery	6	3	3	0
Incest	0	0	Destruction/Damage/Vandalism of Property	44	20	5	13
Statutory Rape	0	0	Embezzlement	0	0	0	0
Kidnapping/Abduction	2	1	Extortion/Blackmail	1	0	0	0
Total	50	33	False Pretenses/Swindle/Confidence Game	9	8	8	1
Group B Arrests			Credit Card/Automated Teller Machine Fraud	0	0	0	0
Offense	Adult	Juvenile	Impersonation	0	0	0	0
Curfew/Loitering/Vagrancy Violations	0	3	Welfare Fraud	0	0	0	0
Disorderly Conduct	12	10	Wire Fraud	7	0	0	0
Driving Under the Influence	43	1	Identity Theft	9	5	3	0
Family Offenses (Nonviolent)	4	14	Hacking/Computer Invasion	0	0	0	0
Liquor Law Violations	71	30	Robbery	5	4	2	3
Trespass of Real Property	10	9	Pocket-picking	0	0	0	0
All Other Offenses	27	1	Purse-snatching	0	0	0	0
Total Group B	167	68	Shoplifting	29	25	25	6
			Theft From Building	7	1	1	0
			Theft From Coin Operated Machine or Device	1	0	0	0
			Theft From Motor Vehicle	16	10	3	13
			Theft of Motor Vehicle Parts/Accessories	0	0	0	0
			All Other Larceny	41	18	17	1
			Motor Vehicle Theft	12	8	5	0
			Stolen Property Offenses	6	5	3	0
			Crimes Against Society				
			Drug/Narcotic Violations	25	24	13	1
			Drug Equipment Violations	34	34	21	2
			Betting/Wagering	0	0	0	0
			Operating/Promoting/Assisting Gambling	0	0	0	0
			Gambling Equipment Violations	0	0	0	0
			Sports Tampering	0	0	0	0
			Pornography/Obscene Material	3	1	1	0
			Prostitution	0	0	0	0
			Assisting or Promoting Prostitution	0	0	0	0
			Purchasing Prostitution	0	0	0	0
			Weapon Law Violations	4	4	4	0
			Animal Cruelty	0	0	0	0
			Total Group A Offenses	382	241	165	62

(*) Offenses are counted using the FBI Units of Count for Crime
 (**) The 'Arrests' column shows arrests made during the selected period, regardless of incident date. Arrest counts may be higher than incident counts.
 (***) Negligent Manslaughter now includes the killing of another person associated with driving under the influence, distracted driving (using a cell or smartphone), and reckless driving fatalities.

*Partial Year reported

Dickinson Police Department – 2023

2023 Population Estimate		24,577		Offenses (**)		Arrests (**)	
Offense Overview		Reported	Cleared	Adult	Juvenile		
Offense Total	1,527	Group A Offenses					
Number Cleared	740	Crimes Against Persons (***)					
Percent Cleared	48.46%	Murder and Nonnegligent Manslaughter	0	0	0	0	0
Group A Crimes per 100,000 population	6,213.1	Negligent Manslaughter	0	0	0	0	0
		Aggravated Assault	54	35	26	1	
		Simple Assault	246	176	110	20	
		Intimidation	47	33	16	3	
		Stalking	4	4	1	0	
		Kidnapping/Abduction	3	3	3	0	
		Rape	10	7	4	0	
		Sodomy	1	1	0	0	
		Sexual Assault <u>With</u> An Object	1	1	0	0	
		Fondling	20	7	2	0	
		Incest	0	0	0	0	
		Statutory Rape	2	1	1	0	
		Commercial Sex Acts	0	0	0	0	
		Involuntary Servitude	0	0	0	0	
		Crimes Against Property					
		Arson	1	1	0	0	
		Bribery	0	0	0	0	
		Burglary/Breaking & Entering	37	13	7	4	
		Counterfeiting/Forgery	44	9	1	1	
		Destruction/Damage/Vandalism of Property	197	56	27	7	
		Embezzlement	6	6	2	0	
		Extortion/Blackmail	4	0	0	0	
		False Pretenses/Swindle/Confidence Game	68	16	12	0	
		Credit Card/Automated Teller Machine Fraud	4	0	0	0	
		Impersonation	0	0	0	0	
		Welfare Fraud	0	0	0	0	
		Wire Fraud	2	0	0	0	
		Identity Theft	37	11	2	1	
		Hacking/Computer Invasion	0	0	0	0	
		Robbery	2	2	2	0	
		Pocket-picking	1	1	0	2	
		Purse-snatching	1	1	0	1	
		Shoplifting	99	54	54	4	
		Theft From Building	70	11	10	0	
		Theft From Coin Operated Machine or Device	0	0	0	0	
		Theft From Motor Vehicle	37	6	4	3	
		Theft of Motor Vehicle Parts/Accessories	8	1	0	0	
		All Other Larceny	170	25	22	1	
		Motor Vehicle Theft	35	16	9	1	
		Stolen Property Offenses	11	7	4	0	
		Crimes Against Society					
		Drug/Narcotic Violations	138	110	74	27	
		Drug Equipment Violations	145	112	41	11	
		Betting/Wagering	0	0	0	0	
		Operating/Promoting/Assisting Gambling	0	0	0	0	
		Gambling Equipment Violations	0	0	0	0	
		Sports Tampering	0	0	0	0	
		Pornography/Obscene Material	3	2	1	0	
		Prostitution	2	0	0	0	
		Assisting or Promoting Prostitution	0	0	0	0	
		Purchasing Prostitution	1	0	0	0	
		Weapon Law Violations	13	10	4	1	
		Animal Cruelty	3	2	0	0	
		Total Group A Offenses	1,527	740	439	88	

Domestic Incident Victims		Reported	Cleared
Murder and Nonnegligent Manslaughter	0	0	
Aggravated Assault	34	25	
Simple Assault	147	116	
Intimidation	12	10	
Stalking	1	1	
Rape	5	5	
Sodomy	1	1	
Sexual Assault <u>With</u> An Object	0	0	
Fondling	0	0	
Incest	0	0	
Statutory Rape	1	1	
Kidnapping/Abduction	3	3	
Total	204	162	

Group B Arrests		
Offense	Adult	Juvenile
Curfew/Loitering/Vagrancy Violations	0	3
Disorderly Conduct	52	35
Driving Under the Influence	81	0
Family Offenses (Nonviolent)	6	29
Liquor Law Violations	43	10
Trespass of Real Property	34	1
All Other Offenses	380	85
Total Group B	596	163

(*) Offenses are counted using the FBI Units of Count for Crime
(**) The 'Arrests' column shows arrests made during the selected period, regardless of incident date. Arrest counts may be higher than incident counts.
(***) Negligent Manslaughter now includes the killing of another person associated with driving under the influence, distracted driving (using a cell or smartphone), and reckless driving fatalities.

Drayton Police Department – 2023

2023 Population Estimate		741	Offenses (*)		Arrests (**)		
Offense Overview			Reported	Cleared	Adult	Juvenile	
Offense Total	7		Group A Offenses				
Number Cleared	0		Crimes Against Persons (***)				
Percent Cleared	0.00%		Murder and Nonnegligent Manslaughter	0	0	0	0
Group A Crimes per 100,000 population	944.7		Negligent Manslaughter	0	0	0	0
Arrest Overview			Aggravated Assault	1	0	0	0
Total Arrests	1		Simple Assault	1	0	0	0
Adult Arrests	1		Intimidation	0	0	0	0
Juvenile Arrests	0		Stalking	0	0	0	0
Unknown Age	0		Kidnapping/Abduction	0	0	0	0
Arrests per 100,000 population	135.0		Rape	0	0	0	0
Average number offenses/incident	1.00		Sodomy	0	0	0	0
Domestic Incident Victims			Sexual Assault <u>With</u> An Object	0	0	0	0
Offense	Reported	Cleared	Fondling	0	0	0	0
Murder and Nonnegligent Manslaughter	0	0	Incest	0	0	0	0
Aggravated Assault	0	0	Statutory Rape	0	0	0	0
Simple Assault	0	0	Commercial Sex Acts	0	0	0	0
Intimidation	0	0	Involuntary Servitude	0	0	0	0
Stalking	0	0	Crimes Against Property				
Rape	0	0	Arson	0	0	0	0
Sodomy	0	0	Bribery	0	0	0	0
Sexual Assault <u>With</u> An Object	0	0	Burglary/Breaking & Entering	0	0	0	0
Fondling	0	0	Counterfeiting/Forgery	1	0	0	0
Incest	0	0	Destruction/Damage/Vandalism of Property	2	0	0	0
Statutory Rape	0	0	Embezzlement	0	0	0	0
Kidnapping/Abduction	0	0	Extortion/Blackmail	0	0	0	0
Total	0	0	False Pretenses/Swindle/Confidence Game	0	0	0	0
Group B Arrests			Credit Card/Automated Teller Machine Fraud	1	0	0	0
Offense	Adult	Juvenile	Impersonation	0	0	0	0
Curfew/Loitering/Vagrancy Violations	0	0	Welfare Fraud	0	0	0	0
Disorderly Conduct	0	0	Wire Fraud	0	0	0	0
Driving Under the Influence	0	0	Identity Theft	0	0	0	0
Family Offenses (Nonviolent)	0	0	Hacking/Computer Invasion	0	0	0	0
Liquor Law Violations	0	0	Robbery	0	0	0	0
Trespass of Real Property	0	0	Pocket-picking	0	0	0	0
All Other Offenses	1	0	Purse-snatching	0	0	0	0
Total Group B	1	0	Shoplifting	0	0	0	0
(*) Offenses are counted using the FBI Units of Count for Crime			Theft From Building	0	0	0	0
(**) The 'Arrests' column shows arrests made during the selected period, regardless of incident date. Arrest counts may be higher than incident counts.			Theft From Coin Operated Machine or Device	0	0	0	0
(***) Negligent Manslaughter now includes the killing of another person associated with driving under the influence, distracted driving (using a cell or smartphone), and reckless driving fatalities.			Theft From Motor Vehicle	0	0	0	0
			Theft of Motor Vehicle Parts/Accessories	0	0	0	0
			All Other Larceny	1	0	0	0
			Motor Vehicle Theft	0	0	0	0
			Stolen Property Offenses	0	0	0	0
			Crimes Against Society				
			Drug/Narcotic Violations	0	0	0	0
			Drug Equipment Violations	0	0	0	0
			Betting/Wagering	0	0	0	0
			Operating/Promoting/Assisting Gambling	0	0	0	0
			Gambling Equipment Violations	0	0	0	0
			Sports Tampering	0	0	0	0
			Pornography/Obscene Material	0	0	0	0
			Prostitution	0	0	0	0
			Assisting or Promoting Prostitution	0	0	0	0
			Purchasing Prostitution	0	0	0	0
			Weapon Law Violations	0	0	0	0
			Animal Cruelty	0	0	0	0
			Total Group A Offenses	7	0	0	0

Dunseith Police Department – 2023

2023 Population Estimate		615		Offenses (*)		Arrests (**)		
Offense Overview				Group A Offenses	Reported	Cleared	Adult	Juvenile
Offense Total		37		Crimes Against Persons (***)				
Number Cleared		14		Murder and Nonnegligent Manslaughter	0	0	0	0
Percent Cleared		37.84%		Negligent Manslaughter	0	0	0	0
Group A Crimes per 100,000 population		6,016.3		Aggravated Assault	3	1	1	0
Arrest Overview				Simple Assault	10	2	2	0
Total Arrests		18		Intimidation	1	0	0	0
Adult Arrests		16		Stalking	0	0	0	0
Juvenile Arrests		2		Kidnapping/Abduction	0	0	0	0
Unknown Age		0		Rape	0	0	0	0
Arrests per 100,000 population		2,926.8		Sodomy	0	0	0	0
Average number offenses/incident		1.06		Sexual Assault <u>With</u> An Object	0	0	0	0
Domestic Incident Victims				Fondling	0	0	0	0
Offense		Reported	Cleared	Incest	0	0	0	0
Murder and Nonnegligent Manslaughter		0	0	Statutory Rape	0	0	0	0
Aggravated Assault		0	0	Commercial Sex Acts	0	0	0	0
Simple Assault		4	0	Involuntary Servitude	0	0	0	0
Intimidation		1	0	Crimes Against Property				
Stalking		0	0	Arson	0	0	0	0
Rape		0	0	Bribery	0	0	0	0
Sodomy		0	0	Burglary/Breaking & Entering	2	1	1	0
Sexual Assault <u>With</u> An Object		0	0	Counterfeiting/Forgery	0	0	0	0
Fondling		0	0	Destruction/Damage/Vandalism of Property	2	0	0	0
Incest		0	0	Embezzlement	0	0	0	0
Statutory Rape		0	0	Extortion/Blackmail	0	0	0	0
Kidnapping/Abduction		0	0	False Pretenses/Swindle/Confidence Game	0	0	0	0
Total		5	0	Credit Card/Automated Teller Machine Fraud	0	0	0	0
Group B Arrests				Impersonation	0	0	0	0
Offense		Adult	Juvenile	Welfare Fraud	0	0	0	0
Curfew/Loitering/Vagrancy Violations		0	0	Wire Fraud	0	0	0	0
Disorderly Conduct		2	0	Identity Theft	0	0	0	0
Driving Under the Influence		0	0	Hacking/Computer Invasion	0	0	0	0
Family Offenses (Nonviolent)		0	0	Robbery	0	0	0	0
Liquor Law Violations		1	0	Pocket-picking	0	0	0	0
Trespass of Real Property		2	0	Purse-snatching	0	0	0	0
All Other Offenses		1	0	Shoplifting	4	2	2	0
Total Group B		6	0	Theft From Building	0	0	0	0
(*) Offenses are counted using the FBI Units of Count for Crime				Theft From Coin Operated Machine or Device	0	0	0	0
(**) The 'Arrests' column shows arrests made during the selected period, regardless of incident date. Arrest counts may be higher than incident counts.				Theft From Motor Vehicle	0	0	0	0
(***) Negligent Manslaughter now includes the killing of another person associated with driving under the influence, distracted driving (using a cell or smartphone), and reckless driving fatalities.				Theft of Motor Vehicle Parts/Accessories	0	0	0	0
				All Other Larceny	4	1	1	0
				Motor Vehicle Theft	4	0	0	0
				Stolen Property Offenses	1	1	1	0
				Crimes Against Society				
				Drug/Narcotic Violations	4	4	1	2
				Drug Equipment Violations	1	1	1	0
				Betting/Wagering	0	0	0	0
				Operating/Promoting/Assisting Gambling	0	0	0	0
				Gambling Equipment Violations	0	0	0	0
				Sports Tampering	0	0	0	0
				Pornography/Obscene Material	1	1	0	0
				Prostitution	0	0	0	0
				Assisting or Promoting Prostitution	0	0	0	0
				Purchasing Prostitution	0	0	0	0
				Weapon Law Violations	0	0	0	0
				Animal Cruelty	0	0	0	0
				Total Group A Offenses	37	14	10	2

Ellendale Police Department – 2023

2023 Population Estimate		1,090	Offenses (*)		Arrests (**)	
Offense Overview			Reported	Cleared	Adult	Juvenile
Offense Total	18		Group A Offenses			
Number Cleared	6		Crimes Against Persons (***)			
Percent Cleared	33.33%		Murder and Nonnegligent Manslaughter	0	0	0
Group A Crimes per 100,000 population	1,651.4		Negligent Manslaughter	0	0	0
			Aggravated Assault	0	0	0
			Simple Assault	2	2	2
			Intimidation	0	0	0
			Stalking	0	0	0
			Kidnapping/Abduction	0	0	0
Arrest Overview			Rape	1	1	1
Total Arrests	7		Sodomy	0	0	0
Adult Arrests	7		Sexual Assault <u>With</u> An Object	0	0	0
Juvenile Arrests	0		Fondling	0	0	0
Unknown Age	0		Incest	0	0	0
Arrests per 100,000 population	642.2		Statutory Rape	0	0	0
			Commercial Sex Acts	0	0	0
			Involuntary Servitude	0	0	0
Average number offenses/incident	1.00		Crimes Against Property			
Domestic Incident Victims			Arson	0	0	0
Offense	Reported	Cleared	Bribery	0	0	0
Murder and Nonnegligent Manslaughter	0	0	Burglary/Breaking & Entering	2	0	0
Aggravated Assault	0	0	Counterfeiting/Forgery	1	0	0
Simple Assault	1	1	Destruction/Damage/Vandalism of Property	1	0	0
Intimidation	0	0	Embezzlement	0	0	0
Stalking	0	0	Extortion/Blackmail	0	0	0
Rape	1	1	False Pretenses/Swindle/Confidence Game	0	0	0
Sodomy	0	0	Credit Card/Automated Teller Machine Fraud	0	0	0
Sexual Assault <u>With</u> An Object	0	0	Impersonation	0	0	0
Fondling	0	0	Welfare Fraud	0	0	0
Incest	0	0	Wire Fraud	0	0	0
Statutory Rape	0	0	Identity Theft	0	0	0
Kidnapping/Abduction	0	0	Hacking/Computer Invasion	1	0	0
Total	2	2	Robbery	0	0	0
Group B Arrests			Pocket-picking	0	0	0
Offense	Adult	Juvenile	Purse-snatching	0	0	0
Curfew/Loitering/Vagrancy Violations	0	0	Shoplifting	0	0	0
Disorderly Conduct	0	0	Theft From Building	3	1	0
Driving Under the Influence	2	0	Theft From Coin Operated Machine or Device	1	0	0
Family Offenses (Nonviolent)	0	0	Theft From Motor Vehicle	1	1	0
Liquor Law Violations	0	0	Theft of Motor Vehicle Parts/Accessories	0	0	0
Trespass of Real Property	0	0	All Other Larceny	1	0	0
All Other Offenses	1	0	Motor Vehicle Theft	2	0	0
Total Group B	3	0	Stolen Property Offenses	0	0	0
(*) Offenses are counted using the FBI Units of Count for Crime			Crimes Against Society			
(**) The 'Arrests' column shows arrests made during the selected period, regardless of incident date. Arrest counts may be higher than incident counts.			Drug/Narcotic Violations	2	1	1
(***) Negligent Manslaughter now includes the killing of another person associated with driving under the influence, distracted driving (using a cell or smartphone), and reckless driving fatalities.			Drug Equipment Violations	0	0	0
			Betting/Wagering	0	0	0
			Operating/Promoting/Assisting Gambling	0	0	0
			Gambling Equipment Violations	0	0	0
			Sports Tampering	0	0	0
			Pornography/Obscene Material	0	0	0
			Prostitution	0	0	0
			Assisting or Promoting Prostitution	0	0	0
			Purchasing Prostitution	0	0	0
			Weapon Law Violations	0	0	0
			Animal Cruelty	0	0	0
			Total Group A Offenses	18	6	4

Emerado Police Department – 2023

2023 Population Estimate		437		Offenses (*)		Arrests (**)	
Offense Overview				Reported	Cleared	Adult	Juvenile
Offense Total		22					
Number Cleared		6					
Percent Cleared		27.27%					
Group A Crimes per 100,000 population		5,034.3					
Arrest Overview							
Total Arrests		9					
Adult Arrests		9					
Juvenile Arrests		0					
Unknown Age		0					
Arrests per 100,000 population		2,059.5					
Average number offenses/incident		1.05					
Domestic Incident Victims							
Offense	Reported	Cleared					
Murder and Nonnegligent Manslaughter	0	0					
Aggravated Assault	0	0					
Simple Assault	2	2					
Intimidation	0	0					
Stalking	0	0					
Rape	0	0					
Sodomy	0	0					
Sexual Assault <u>With</u> An Object	0	0					
Fondling	0	0					
Incest	0	0					
Statutory Rape	0	0					
Kidnapping/Abduction	0	0					
Total	2	2					
Group B Arrests							
Offense	Adult	Juvenile					
Curfew/Loitering/Vagrancy Violations	0	0					
Disorderly Conduct	0	0					
Driving Under the Influence	0	0					
Family Offenses (Nonviolent)	0	0					
Liquor Law Violations	0	0					
Trespass of Real Property	0	0					
All Other Offenses	4	0					
Total Group B	4	0					
(*) Offenses are counted using the FBI Units of Count for Crime				(**) The 'Arrests' column shows arrests made during the selected period, regardless of incident date. Arrest counts may be higher than incident counts.			
(***) Negligent Manslaughter now includes the killing of another person associated with driving under the influence, distracted driving (using a cell or smartphone), and reckless driving fatalities.							
Group A Offenses							
Crimes Against Persons (***)							
Murder and Nonnegligent Manslaughter				0	0	0	0
Negligent Manslaughter				0	0	0	0
Aggravated Assault				0	0	0	0
Simple Assault				2	2	2	0
Intimidation				1	0	0	0
Stalking				0	0	0	0
Kidnapping/Abduction				0	0	0	0
Rape				0	0	0	0
Sodomy				0	0	0	0
Sexual Assault <u>With</u> An Object				0	0	0	0
Fondling				1	0	0	0
Incest				0	0	0	0
Statutory Rape				0	0	0	0
Commercial Sex Acts				0	0	0	0
Involuntary Servitude				0	0	0	0
Crimes Against Property							
Arson				0	0	0	0
Bribery				0	0	0	0
Burglary/Breaking & Entering				0	0	0	0
Counterfeiting/Forgery				0	0	0	0
Destruction/Damage/Vandalism of Property				4	1	1	0
Embezzlement				0	0	0	0
Extortion/Blackmail				0	0	0	0
False Pretenses/Swindle/Confidence Game				0	0	0	0
Credit Card/Automated Teller Machine Fraud				0	0	0	0
Impersonation				0	0	0	0
Welfare Fraud				0	0	0	0
Wire Fraud				1	0	0	0
Identity Theft				1	0	0	0
Hacking/Computer Invasion				0	0	0	0
Robbery				0	0	0	0
Pocket-picking				0	0	0	0
Purse-snatching				0	0	0	0
Shoplifting				0	0	0	0
Theft From Building				0	0	0	0
Theft From Coin Operated Machine or Device				0	0	0	0
Theft From Motor Vehicle				1	0	0	0
Theft of Motor Vehicle Parts/Accessories				0	0	0	0
All Other Larceny				6	0	0	0
Motor Vehicle Theft				1	0	0	0
Stolen Property Offenses				0	0	0	0
Crimes Against Society							
Drug/Narcotic Violations				1	1	1	0
Drug Equipment Violations				2	2	1	0
Betting/Wagering				0	0	0	0
Operating/Promoting/Assisting Gambling				0	0	0	0
Gambling Equipment Violations				0	0	0	0
Sports Tampering				0	0	0	0
Pornography/Obscene Material				0	0	0	0
Prostitution				0	0	0	0
Assisting or Promoting Prostitution				0	0	0	0
Purchasing Prostitution				0	0	0	0
Weapon Law Violations				0	0	0	0
Animal Cruelty				1	0	0	0
Total Group A Offenses				22	6	5	0

Fargo Police Department – 2023

2023 Population Estimate		134,268		Offenses (*)		Arrests (**)	
Offense Overview		Reported	Cleared	Adult	Juvenile		
Offense Total	13,924	Group A Offenses					
Number Cleared	4,949	Crimes Against Persons (***)					
Percent Cleared	35.54%	Murder and Nonnegligent Manslaughter					
Group A Crimes per 100,000 population	10,370.3	Negligent Manslaughter					
		Aggravated Assault					
		Simple Assault					
		Intimidation					
		Stalking					
		Kidnapping/Abduction					
		Rape					
		Sodomy					
		Sexual Assault <u>With</u> An Object					
		Fondling					
		Incest					
		Statutory Rape					
		Commercial Sex Acts					
		Involuntary Servitude					
		Crimes Against Property					
		Arson					
		Bribery					
		Burglary/Breaking & Entering					
		Counterfeiting/Forgery					
		Destruction/Damage/Vandalism of Property					
		Embezzlement					
		Extortion/Blackmail					
		False Pretenses/Swindle/Confidence Game					
		Credit Card/Automated Teller Machine Fraud					
		Impersonation					
		Welfare Fraud					
		Wire Fraud					
		Identity Theft					
		Hacking/Computer Invasion					
		Robbery					
		Pocket-picking					
		Purse-snatching					
		Shoplifting					
		Theft From Building					
		Theft From Coin Operated Machine or Device					
		Theft From Motor Vehicle					
		Theft of Motor Vehicle Parts/Accessories					
		All Other Larceny					
		Motor Vehicle Theft					
		Stolen Property Offenses					
		Crimes Against Society					
		Drug/Narcotic Violations					
		Drug Equipment Violations					
		Betting/Wagering					
		Operating/Promoting/Assisting Gambling					
		Gambling Equipment Violations					
		Sports Tampering					
		Pornography/Obscene Material					
		Prostitution					
		Assisting or Promoting Prostitution					
		Purchasing Prostitution					
		Weapon Law Violations					
		Animal Cruelty					
		Total Group A Offenses					
		Group B Arrests					
		Adult	Juvenile				
Curfew/Loitering/Vagrancy Violations	0	0					
Disorderly Conduct	55	47					
Driving Under the Influence	265	2					
Family Offenses (Nonviolent)	8	0					
Liquor Law Violations	54	13					
Trespass of Real Property	224	15					
All Other Offenses	611	30					
		Total Group B					
		1,217 107					

(*) Offenses are counted using the FBI Units of Count for Crime
(**) The 'Arrests' column shows arrests made during the selected period, regardless of incident date. Arrest counts may be higher than incident counts.
(***) Negligent Manslaughter now includes the killing of another person associated with driving under the influence, distracted driving (using a cell or smartphone), and reckless driving fatalities.

Garrison Police Department – 2023

2023 Population Estimate		1,467		Offenses (**)		Arrests (**)	
Offense Overview		Reported	Cleared	Adult	Juvenile		
Offense Total	15	Group A Offenses					
Number Cleared	6	Crimes Against Persons (***)					
Percent Cleared	40.00%	Murder and Nonnegligent Manslaughter	0	0	0	0	
Group A Crimes per 100,000 population	1,022.5	Negligent Manslaughter	0	0	0	0	
Arrest Overview		Aggravated Assault	1	0	0	0	
Total Arrests	12	Simple Assault	6	2	2	0	
Adult Arrests	12	Intimidation	2	2	1	0	
Juvenile Arrests	0	Stalking	0	0	0	0	
Unknown Age	0	Kidnapping/Abduction	0	0	0	0	
Arrests per 100,000 population	818.0	Rape	1	0	0	0	
Average number offenses/incident	1.15	Sodomy	0	0	0	0	
Domestic Incident Victims		Sexual Assault <u>With</u> An Object	0	0	0	0	
Offense	Reported	Cleared	Crimes Against Property				
Murder and Nonnegligent Manslaughter	0	0	Arson	0	0	0	0
Aggravated Assault	1	0	Bribery	0	0	0	0
Simple Assault	3	2	Burglary/Breaking & Entering	0	0	0	0
Intimidation	0	0	Counterfeiting/Forgery	0	0	0	0
Stalking	0	0	Destruction/Damage/Vandalism of Property	0	0	0	0
Rape	1	0	Embezzlement	0	0	0	0
Sodomy	0	0	Extortion/Blackmail	0	0	0	0
Sexual Assault <u>With</u> An Object	0	0	False Pretenses/Swindle/Confidence Game	2	1	1	0
Fondling	0	0	Credit Card/Automated Teller Machine Fraud	1	0	0	0
Incest	0	0	Impersonation	0	0	0	0
Statutory Rape	0	0	Welfare Fraud	0	0	0	0
Kidnapping/Abduction	0	0	Wire Fraud	0	0	0	0
Total	5	2	Identity Theft	0	0	0	0
Group B Arrests				Hacking/Computer Invasion	0	0	0
Offense	Adult	Juvenile	Robbery	0	0	0	0
Curfew/Loitering/Vagrancy Violations	0	0	Pocket-picking	0	0	0	0
Disorderly Conduct	1	0	Purse-snatching	0	0	0	0
Driving Under the Influence	2	0	Shoplifting	0	0	0	0
Family Offenses (Nonviolent)	0	0	Theft From Building	0	0	0	0
Liquor Law Violations	3	0	Theft From Coin Operated Machine or Device	0	0	0	0
Trespass of Real Property	0	0	Theft From Motor Vehicle	0	0	0	0
All Other Offenses	1	0	Theft of Motor Vehicle Parts/Accessories	0	0	0	0
Total Group B	7	0	All Other Larceny	1	0	0	0
				Motor Vehicle Theft	0	0	0
				Stolen Property Offenses	0	0	0
				Crimes Against Society			
				Drug/Narcotic Violations	0	0	0
				Drug Equipment Violations	1	1	1
				Betting/Wagering	0	0	0
				Operating/Promoting/Assisting Gambling	0	0	0
				Gambling Equipment Violations	0	0	0
				Sports Tampering	0	0	0
				Pornography/Obscene Material	0	0	0
				Prostitution	0	0	0
				Assisting or Promoting Prostitution	0	0	0
				Purchasing Prostitution	0	0	0
				Weapon Law Violations	0	0	0
				Animal Cruelty	0	0	0
				Total Group A Offenses	15	6	5

(*) Offenses are counted using the FBI Units of Count for Crime
(**) The 'Arrests' column shows arrests made during the selected period, regardless of incident date. Arrest counts may be higher than incident counts.
(***) Negligent Manslaughter now includes the killing of another person associated with driving under the influence, distracted driving (using a cell or smartphone), and reckless driving fatalities.

Grafton Police Department – 2023

2023 Population Estimate		4,102		Offenses (*)		Arrests (**)	
Offense Overview				Reported	Cleared	Adult	Juvenile
Offense Total	172	Group A Offenses		Crimes Against Persons (***)			
Number Cleared	45	Murder and Nonnegligent Manslaughter		0	0	0	0
Percent Cleared	26.16%	Negligent Manslaughter		0	0	0	0
Group A Crimes per 100,000 population	4,193.1	Aggravated Assault		3	2	1	0
Arrest Overview		Simple Assault		27	11	6	5
Total Arrests	77	Intimidation		11	3	1	1
Adult Arrests	53	Stalking		4	0	0	0
Juvenile Arrests	24	Kidnapping/Abduction		0	0	0	0
Unknown Age	0	Rape		2	1	1	0
Arrests per 100,000 population	1,877.1	Sodomy		1	0	0	0
Average number offenses/incident		1.23		Sexual Assault <u>With</u> An Object		0	0
Domestic Incident Victims		Crimes Against Property		Fondling		3	0
Offense	Reported	Cleared	Arson	1	0	0	0
Murder and Nonnegligent Manslaughter	0	0	Bribery	0	0	0	0
Aggravated Assault	2	1	Burglary/Breaking & Entering	3	0	0	0
Simple Assault	11	4	Counterfeiting/Forgery	0	0	0	0
Intimidation	3	1	Destruction/Damage/Vandalism of Property	28	5	0	2
Stalking	1	0	Embezzlement	0	0	0	0
Rape	0	0	Extortion/Blackmail	1	0	0	0
Sodomy	0	0	False Pretenses/Swindle/Confidence Game	1	0	0	0
Sexual Assault <u>With</u> An Object	0	0	Credit Card/Automated Teller Machine Fraud	0	0	0	0
Fondling	0	0	Impersonation	0	0	0	0
Incest	0	0	Welfare Fraud	0	0	0	0
Statutory Rape	0	0	Wire Fraud	0	0	0	0
Kidnapping/Abduction	0	0	Identity Theft	3	0	0	0
Total	17	6	Hacking/Computer Invasion	0	0	0	0
Group B Arrests		Crimes Against Society		Robbery		0	0
Offense	Adult	Juvenile	Drug/Narcotic Violations	27	8	6	1
Curfew/Loitering/Vagrancy Violations	0	0	Drug Equipment Violations	17	7	0	0
Disorderly Conduct	3	11	Betting/Wagering	0	0	0	0
Driving Under the Influence	9	0	Operating/Promoting/Assisting Gambling	0	0	0	0
Family Offenses (Nonviolent)	0	0	Gambling Equipment Violations	0	0	0	0
Liquor Law Violations	0	2	Sports Tampering	0	0	0	0
Trespass of Real Property	2	0	Pornography/Obscene Material	0	0	0	0
All Other Offenses	20	0	Prostitution	0	0	0	0
Total Group B	34	13	Assisting or Promoting Prostitution	0	0	0	0
(*) Offenses are counted using the FBI Units of Count for Crime		Crimes Against Society		Purchasing Prostitution		0	0
(**) The 'Arrests' column shows arrests made during the selected period, regardless of incident date. Arrest counts may be higher than incident counts.		Drug/Narcotic Violations		Weapon Law Violations		6	1
(***) Negligent Manslaughter now includes the killing of another person associated with driving under the influence, distracted driving (using a cell or smartphone), and reckless driving fatalities.		Drug Equipment Violations		Animal Cruelty		0	0
		Betting/Wagering		Total Group A Offenses		172	45
		Operating/Promoting/Assisting Gambling				19	11
		Gambling Equipment Violations					
		Sports Tampering					
		Pornography/Obscene Material					
		Prostitution					
		Assisting or Promoting Prostitution					
		Purchasing Prostitution					
		Weapon Law Violations					
		Animal Cruelty					
		Total Group A Offenses					

Harvey Police Department – 2023*

2023 Population Estimate		1,613		Offenses (**)		Arrests (**)	
Offense Overview		Reported	Cleared	Adult	Juvenile		
Offense Total	40	Group A Offenses					
Number Cleared	8	Crimes Against Persons (****)					
Percent Cleared	20.00%	Murder and Nonnegligent Manslaughter	0	0	0	0	
Group A Crimes per 100,000 population	2,479.9	Negligent Manslaughter	0	0	0	0	
Arrest Overview		Aggravated Assault	1	1	1	0	
Total Arrests	4	Simple Assault	5	1	1	0	
Adult Arrests	4	Intimidation	6	1	1	0	
Juvenile Arrests	0	Stalking	9	2	0	0	
Unknown Age	0	Kidnapping/Abduction	0	0	0	0	
Arrests per 100,000 population	248.0	Rape	0	0	0	0	
Average number offenses/incident		1.18	Sodomy	0	0	0	0
Domestic Incident Victims				Crimes Against Property			
Offense	Reported	Cleared	Sexual Assault <u>With</u> An Object	0	0	0	0
Murder and Nonnegligent Manslaughter	0	0	Fondling	2	0	0	0
Aggravated Assault	0	0	Incest	0	0	0	0
Simple Assault	2	1	Statutory Rape	0	0	0	0
Intimidation	0	0	Commercial Sex Acts	0	0	0	0
Stalking	1	0	Involuntary Servitude	0	0	0	0
Rape	0	0	Arson				
Sodomy	0	0	Arson	1	0	0	0
Sexual Assault <u>With</u> An Object	0	0	Bribery	0	0	0	0
Fondling	0	0	Burglary/Breaking & Entering	0	0	0	0
Incest	0	0	Counterfeiting/Forgery	2	0	0	0
Statutory Rape	0	0	Destruction/Damage/Vandalism of Property	6	2	0	0
Kidnapping/Abduction	0	0	Embezzlement	0	0	0	0
Total	3	1	Extortion/Blackmail	0	0	0	0
Group B Arrests				False Pretenses/Swindle/Confidence Game			
Offense	Adult	Juvenile	Credit Card/Automated Teller Machine Fraud	0	0	0	0
Curfew/Loitering/Vagrancy Violations	0	0	Impersonation	0	0	0	0
Disorderly Conduct	0	0	Welfare Fraud	0	0	0	0
Driving Under the Influence	0	0	Wire Fraud	0	0	0	0
Family Offenses (Nonviolent)	0	0	Identity Theft	0	0	0	0
Liquor Law Violations	0	0	Hacking/Computer Invasion	0	0	0	0
Trespass of Real Property	0	0	Robbery	0	0	0	0
All Other Offenses	0	0	Pocket-picking	0	0	0	0
Total Group B	0	0	Purse-snatching	0	0	0	0
				Crimes Against Society			
				Shoplifting	0	0	0
				Theft From Building	0	0	0
				Theft From Coin Operated Machine or Device	0	0	0
				Theft From Motor Vehicle	0	0	0
				Theft of Motor Vehicle Parts/Accessories	0	0	0
				All Other Larceny	4	0	0
				Motor Vehicle Theft	1	0	0
				Stolen Property Offenses	0	0	0
				Drug/Narcotic Violations	1	1	1
				Drug Equipment Violations	0	0	0
				Betting/Wagering	0	0	0
				Operating/Promoting/Assisting Gambling	0	0	0
				Gambling Equipment Violations	0	0	0
				Sports Tampering	0	0	0
				Pornography/Obscene Material	2	0	0
				Prostitution	0	0	0
				Assisting or Promoting Prostitution	0	0	0
				Purchasing Prostitution	0	0	0
				Weapon Law Violations	0	0	0
				Animal Cruelty	0	0	0
				Total Group A Offenses	40	8	4

(*) Offenses are counted using the FBI Units of Count for Crime
 (**) The 'Arrests' column shows arrests made during the selected period, regardless of incident date. Arrest counts may be higher than incident counts.
 (***) Negligent Manslaughter now includes the killing of another person associated with driving under the influence, distracted driving (using a cell or smartphone), and reckless driving fatalities.

*Partial Year reported

Hazen Police Department – 2023

2023 Population Estimate		2,280		Offenses (**)		Arrests (**)	
Offense Overview		Reported	Cleared	Adult	Juvenile		
Offense Total	10	Group A Offenses					
Number Cleared	2	Crimes Against Persons (***)					
Percent Cleared	20.00%	Murder and Nonnegligent Manslaughter					
Group A Crimes per 100,000 population	438.6	Negligent Manslaughter					
		Aggravated Assault					
		Simple Assault					
		Intimidation					
		Stalking					
		Kidnapping/Abduction					
		Rape					
		Sodomy					
		Sexual Assault <u>With</u> An Object					
		Fondling					
		Incest					
		Statutory Rape					
		Commercial Sex Acts					
		Involuntary Servitude					
		Crimes Against Property					
		Arson					
		Bribery					
		Burglary/Breaking & Entering					
		Counterfeiting/Forgery					
		Destruction/Damage/Vandalism of Property					
		Embezzlement					
		Extortion/Blackmail					
		False Pretenses/Swindle/Confidence Game					
		Credit Card/Automated Teller Machine Fraud					
		Impersonation					
		Welfare Fraud					
		Wire Fraud					
		Identity Theft					
		Hacking/Computer Invasion					
		Robbery					
		Pocket-picking					
		Purse-snatching					
		Shoplifting					
		Theft From Building					
		Theft From Coin Operated Machine or Device					
		Theft From Motor Vehicle					
		Theft of Motor Vehicle Parts/Accessories					
		All Other Larceny					
		Motor Vehicle Theft					
		Stolen Property Offenses					
		Crimes Against Society					
		Drug/Narcotic Violations					
		Drug Equipment Violations					
		Betting/Wagering					
		Operating/Promoting/Assisting Gambling					
		Gambling Equipment Violations					
		Sports Tampering					
		Pornography/Obscene Material					
		Prostitution					
		Assisting or Promoting Prostitution					
		Purchasing Prostitution					
		Weapon Law Violations					
		Animal Cruelty					
		Total Group A Offenses					
		10	2	2	0		

Domestic Incident Victims	Reported	Cleared
Murder and Nonnegligent Manslaughter	0	0
Aggravated Assault	0	0
Simple Assault	0	0
Intimidation	0	0
Stalking	0	0
Rape	0	0
Sodomy	0	0
Sexual Assault <u>With</u> An Object	0	0
Fondling	0	0
Incest	0	0
Statutory Rape	0	0
Kidnapping/Abduction	0	0
Total	0	0

Group B Arrests	Adult	Juvenile
Curfew/Loitering/Vagrancy Violations	0	0
Disorderly Conduct	0	0
Driving Under the Influence	0	0
Family Offenses (Nonviolent)	0	0
Liquor Law Violations	0	0
Trespass of Real Property	1	0
All Other Offenses	0	0
Total Group B	1	0

(*) Offenses are counted using the FBI Units of Count for Crime
 (**) The 'Arrests' column shows arrests made during the selected period, regardless of incident date. Arrest counts may be higher than incident counts.
 (***) Negligent Manslaughter now includes the killing of another person associated with driving under the influence, distracted driving (using a cell or smartphone), and reckless driving fatalities.

Jamestown Police Department – 2023

2023 Population Estimate		15,724		Offenses (*)		Arrests (**)			
				Reported	Cleared	Adult	Juvenile		
Offense Overview				Group A Offenses					
Offense Total	867	Crimes Against Persons (***)							
Number Cleared	308	Murder and Nonnegligent Manslaughter				0	0		
Percent Cleared	35.52%	Negligent Manslaughter				0	0		
Group A Crimes per 100,000 population	5,513.9	Aggravated Assault				22	16		
				Simple Assault				167	87
				Intimidation				20	11
				Stalking				12	0
				Kidnapping/Abduction				3	3
				Rape				7	2
				Sodomy				0	0
				Sexual Assault <u>With</u> An Object				0	0
				Fondling				15	3
				Incest				0	0
				Statutory Rape				3	1
				Commercial Sex Acts				0	0
				Involuntary Servitude				0	0
Arrest Overview				Crimes Against Property					
Total Arrests	615	Arson				0	0		
Adult Arrests	426	Bribery				0	0		
Juvenile Arrests	189	Burglary/Breaking & Entering				39	6		
Unknown Age	0	Counterfeiting/Forgery				6	3		
Arrests per 100,000 population	3,911.2	Destruction/Damage/Vandalism of Property				135	19		
				Embezzlement				3	0
				Extortion/Blackmail				0	0
				False Pretenses/Swindle/Confidence Game				17	3
				Credit Card/Automated Teller Machine Fraud				7	0
				Impersonation				11	2
				Welfare Fraud				0	0
				Wire Fraud				13	0
				Identity Theft				0	0
				Hacking/Computer Invasion				0	0
				Robbery				1	0
				Pocket-picking				0	0
				Purse-snatching				0	0
				Shoplifting				40	10
				Theft From Building				12	0
				Theft From Coin Operated Machine or Device				0	0
				Theft From Motor Vehicle				45	4
				Theft of Motor Vehicle Parts/Accessories				12	0
				All Other Larceny				123	14
				Motor Vehicle Theft				27	7
				Stolen Property Offenses				0	0
				Crimes Against Society					
				Drug/Narcotic Violations				49	49
				Drug Equipment Violations				64	59
				Betting/Wagering				0	0
				Operating/Promoting/Assisting Gambling				0	0
				Gambling Equipment Violations				0	0
				Sports Tampering				0	0
				Pornography/Obscene Material				4	2
				Prostitution				0	0
				Assisting or Promoting Prostitution				0	0
				Purchasing Prostitution				0	0
				Weapon Law Violations				10	7
				Animal Cruelty				0	0
				Total Group A Offenses				867	308
								161	91

Domestic Incident Victims		
Offense	Reported	Cleared
Murder and Nonnegligent Manslaughter	0	0
Aggravated Assault	16	12
Simple Assault	94	54
Intimidation	5	2
Stalking	2	0
Rape	1	0
Sodomy	0	0
Sexual Assault <u>With</u> An Object	0	0
Fondling	4	0
Incest	0	0
Statutory Rape	1	0
Kidnapping/Abduction	3	3
Total	126	71

Group B Arrests		
Offense	Adult	Juvenile
Curfew/Loitering/Vagrancy Violations	0	3
Disorderly Conduct	13	28
Driving Under the Influence	37	0
Family Offenses (Nonviolent)	0	0
Liquor Law Violations	56	11
Trespass of Real Property	21	2
All Other Offenses	138	54
Total Group B	265	98

(*) Offenses are counted using the FBI Units of Count for Crime
(**) The 'Arrests' column shows arrests made during the selected period, regardless of incident date. Arrest counts may be higher than incident counts.
(***) Negligent Manslaughter now includes the killing of another person associated with driving under the influence, distracted driving (using a cell or smartphone), and reckless driving fatalities.

Kenmare Police Department – 2023

2023 Population Estimate		916		Offenses (*)		Arrests (**)	
Offense Overview				Reported	Cleared	Adult	Juvenile
Offense Overview				Group A Offenses			
Offense Total	26			Crimes Against Persons (***)			
Number Cleared	13			Murder and Nonnegligent Manslaughter	0	0	0
Percent Cleared	50.00%			Negligent Manslaughter	0	0	0
Group A Crimes per 100,000 population	2,838.4			Aggravated Assault	1	1	1
				Simple Assault	6	5	3
				Intimidation	2	2	1
				Stalking	0	0	0
				Kidnapping/Abduction	0	0	0
Arrest Overview				Rape	3	0	0
Total Arrests	18			Sodomy	0	0	0
Adult Arrests	16			Sexual Assault <u>With</u> An Object	0	0	0
Juvenile Arrests	2			Fondling	0	0	0
Unknown Age	0			Incest	0	0	0
Arrests per 100,000 population	1,965.1			Statutory Rape	0	0	0
				Commercial Sex Acts	0	0	0
				Involuntary Servitude	0	0	0
Average number offenses/incident	1.30			Crimes Against Property			
Domestic Incident Victims		Reported	Cleared	Arson	0	0	0
Offense				Bribery	0	0	0
Murder and Nonnegligent Manslaughter	0	0	0	Burglary/Breaking & Entering	1	0	0
Aggravated Assault	1	1	1	Counterfeiting/Forgery	1	0	0
Simple Assault	4	3	3	Destruction/Damage/Vandalism of Property	4	0	0
Intimidation	2	2	2	Embezzlement	0	0	0
Stalking	0	0	0	Extortion/Blackmail	0	0	0
Rape	0	0	0	False Pretenses/Swindle/Confidence Game	2	1	1
Sodomy	0	0	0	Credit Card/Automated Teller Machine Fraud	0	0	0
Sexual Assault <u>With</u> An Object	0	0	0	Impersonation	0	0	0
Fondling	0	0	0	Welfare Fraud	0	0	0
Incest	0	0	0	Wire Fraud	0	0	0
Statutory Rape	0	0	0	Identity Theft	0	0	0
Kidnapping/Abduction	0	0	0	Hacking/Computer Invasion	1	0	0
Total	7	6	6	Robbery	0	0	0
Group B Arrests		Adult	Juvenile	Pocket-picking	0	0	0
Offense				Purse-snatching	0	0	0
Curfew/Loitering/Vagrancy Violations	0	0	0	Shoplifting	0	0	0
Disorderly Conduct	0	0	0	Theft From Building	0	0	0
Driving Under the Influence	5	0	0	Theft From Coin Operated Machine or Device	0	0	0
Family Offenses (Nonviolent)	0	0	0	Theft From Motor Vehicle	1	0	0
Liquor Law Violations	0	0	0	Theft of Motor Vehicle Parts/Accessories	0	0	0
Trespass of Real Property	0	0	0	All Other Larceny	1	1	1
All Other Offenses	3	0	0	Motor Vehicle Theft	0	0	0
Total Group B	8	0	0	Stolen Property Offenses	0	0	0
				Crimes Against Society			
				Drug/Narcotic Violations	1	1	0
				Drug Equipment Violations	1	1	0
				Betting/Wagering	0	0	0
				Operating/Promoting/Assisting Gambling	0	0	0
				Gambling Equipment Violations	0	0	0
				Sports Tampering	0	0	0
				Pornography/Obscene Material	0	0	0
				Prostitution	0	0	0
				Assisting or Promoting Prostitution	0	0	0
				Purchasing Prostitution	0	0	0
				Weapon Law Violations	1	1	1
				Animal Cruelty	0	0	0
				Total Group A Offenses	26	13	8
							2

(*) Offenses are counted using the FBI Units of Count for Crime
 (**) The 'Arrests' column shows arrests made during the selected period, regardless of incident date. Arrest counts may be higher than incident counts.
 (***) Negligent Manslaughter now includes the killing of another person associated with driving under the influence, distracted driving (using a cell or smartphone), and reckless driving fatalities.

Killdeer Police Department – 2023

2023 Population Estimate		891	Offenses (*)		Arrests (**)	
Offense Overview			Reported	Cleared	Adult	Juvenile
Offense Total	60		Group A Offenses			
Number Cleared	15		Crimes Against Persons (***)			
Percent Cleared	25.00%		Murder and Nonnegligent Manslaughter	0	0	0
Group A Crimes per 100,000 population	6,734.0		Negligent Manslaughter	0	0	0
			Aggravated Assault	4	2	2
			Simple Assault	12	4	4
			Intimidation	3	1	0
			Stalking	1	0	0
			Kidnapping/Abduction	0	0	0
			Rape	1	0	0
			Sodomy	0	0	0
			Sexual Assault <u>With</u> An Object	0	0	0
			Fondling	2	0	0
			Incest	0	0	0
			Statutory Rape	0	0	0
			Commercial Sex Acts	0	0	0
			Involuntary Servitude	0	0	0
			Crimes Against Property			
			Arson	0	0	0
			Bribery	0	0	0
			Burglary/Breaking & Entering	3	0	0
			Counterfeiting/Forgery	1	0	0
			Destruction/Damage/Vandalism of Property	10	1	1
			Embezzlement	1	0	0
			Extortion/Blackmail	1	0	0
			False Pretenses/Swindle/Confidence Game	0	0	0
			Credit Card/Automated Teller Machine Fraud	1	0	0
			Impersonation	0	0	0
			Welfare Fraud	0	0	0
			Wire Fraud	1	0	0
			Identity Theft	0	0	0
			Hacking/Computer Invasion	0	0	0
			Robbery	0	0	0
			Pocket-picking	0	0	0
			Purse-snatching	0	0	0
			Shoplifting	0	0	0
			Theft From Building	1	0	0
			Theft From Coin Operated Machine or Device	0	0	0
			Theft From Motor Vehicle	2	0	0
			Theft of Motor Vehicle Parts/Accessories	0	0	0
			All Other Larceny	3	0	0
			Motor Vehicle Theft	1	0	0
			Stolen Property Offenses	1	1	1
			Crimes Against Society			
			Drug/Narcotic Violations	5	3	0
			Drug Equipment Violations	4	3	3
			Betting/Wagering	0	0	0
			Operating/Promoting/Assisting Gambling	0	0	0
			Gambling Equipment Violations	0	0	0
			Sports Tampering	0	0	0
			Pornography/Obscene Material	1	0	0
			Prostitution	0	0	0
			Assisting or Promoting Prostitution	0	0	0
			Purchasing Prostitution	0	0	0
			Weapon Law Violations	0	0	0
			Animal Cruelty	1	0	0
			Total Group A Offenses	60	15	11
						0

Domestic Incident Victims		
Offense	Reported	Cleared
Murder and Nonnegligent Manslaughter	0	0
Aggravated Assault	4	2
Simple Assault	8	4
Intimidation	1	0
Stalking	0	0
Rape	0	0
Sodomy	0	0
Sexual Assault <u>With</u> An Object	0	0
Fondling	0	0
Incest	0	0
Statutory Rape	0	0
Kidnapping/Abduction	0	0
Total	13	6

Group B Arrests		
Offense	Adult	Juvenile
Curfew/Loitering/Vagrancy Violations	0	0
Disorderly Conduct	2	0
Driving Under the Influence	8	0
Family Offenses (Nonviolent)	0	0
Liquor Law Violations	0	0
Trespass of Real Property	1	0
All Other Offenses	6	0
Total Group B	17	0

(*) Offenses are counted using the FBI Units of Count for Crime
(**) The 'Arrests' column shows arrests made during the selected period, regardless of incident date. Arrest counts may be higher than incident counts.
(***) Negligent Manslaughter now includes the killing of another person associated with driving under the influence, distracted driving (using a cell or smartphone), and reckless driving fatalities.

LaMoure Police Department – 2023

2023 Population Estimate		762		Offenses (*)		Arrests (**)		
Offense Overview		Reported	Cleared	Adult	Juvenile			
Offense Total	10							
Number Cleared	7							
Percent Cleared	70.00%							
Group A Crimes per 100,000 population	1,312.3							
Arrest Overview								
Total Arrests	6							
Adult Arrests	5							
Juvenile Arrests	1							
Unknown Age	0							
Arrests per 100,000 population	787.4							
Average number offenses/incident	1.67							
Domestic Incident Victims								
Offense	Reported	Cleared						
Murder and Nonnegligent Manslaughter	0	0						
Aggravated Assault	0	0						
Simple Assault	1	1						
Intimidation	0	0						
Stalking	0	0						
Rape	0	0						
Sodomy	0	0						
Sexual Assault <u>With</u> An Object	0	0						
Fondling	0	0						
Incest	0	0						
Statutory Rape	0	0						
Kidnapping/Abduction	0	0						
Total	1	1						
Group B Arrests								
Offense	Adult	Juvenile						
Curfew/Loitering/Vagrancy Violations	0	0						
Disorderly Conduct	1	0						
Driving Under the Influence	1	1						
Family Offenses (Nonviolent)	0	0						
Liquor Law Violations	0	0						
Trespass of Real Property	0	0						
All Other Offenses	0	0						
Total Group B	2	1						
				Crimes Against Property				
				Arson		0 0		
				Bribery		0 0		
				Burglary/Breaking & Entering		0 0		
				Counterfeiting/Forgery		0 0		
				Destruction/Damage/Vandalism of Property		0 0		
				Embezzlement		0 0		
				Extortion/Blackmail		0 0		
				False Pretenses/Swindle/Confidence Game		1 1		
				Credit Card/Automated Teller Machine Fraud		0 0		
				Impersonation		0 0		
				Welfare Fraud		0 0		
				Wire Fraud		0 0		
				Identity Theft		1 1		
				Hacking/Computer Invasion		0 0		
				Robbery		0 0		
				Pocket-picking		0 0		
				Purse-snatching		0 0		
				Shoplifting		0 0		
				Theft From Building		0 0		
				Theft From Coin Operated Machine or Device		0 0		
				Theft From Motor Vehicle		0 0		
				Theft of Motor Vehicle Parts/Accessories		0 0		
				All Other Larceny		2 1		
				Motor Vehicle Theft		1 1		
				Stolen Property Offenses		0 0		
				Crimes Against Society				
				Drug/Narcotic Violations		2 1		
				Drug Equipment Violations		1 1		
				Betting/Wagering		0 0		
				Operating/Promoting/Assisting Gambling		0 0		
				Gambling Equipment Violations		0 0		
				Sports Tampering		0 0		
				Pornography/Obscene Material		0 0		
				Prostitution		0 0		
				Assisting or Promoting Prostitution		0 0		
				Purchasing Prostitution		0 0		
				Weapon Law Violations		0 0		
				Animal Cruelty		0 0		
				Total Group A Offenses		10 7 3 0		

(*) Offenses are counted using the FBI Units of Count for Crime
 (**) The 'Arrests' column shows arrests made during the selected period, regardless of incident date. Arrest counts may be higher than incident counts.
 (***) Negligent Manslaughter now includes the killing of another person associated with driving under the influence, distracted driving (using a cell or smartphone), and reckless driving fatalities.

Lincoln Police Department – 2023

2023 Population Estimate		4,402		Offenses (*)		Arrests (**)	
Offense Overview				Reported	Cleared	Adult	Juvenile
Offense Total	192	Group A Offenses					
Number Cleared	104	Crimes Against Persons (***)					
Percent Cleared	54.17%	Murder and Nonnegligent Manslaughter	0	0	0	0	
Group A Crimes per 100,000 population	4,361.7	Negligent Manslaughter	0	0	0	0	
Arrest Overview				Aggravated Assault	2	2	2
Total Arrests	130	Simple Assault	17	12	6	3	
Adult Arrests	91	Intimidation	8	1	1	0	
Juvenile Arrests	39	Stalking	11	0	0	0	
Unknown Age	0	Kidnapping/Abduction	1	1	0	0	
Arrests per 100,000 population	2,953.2	Rape	1	0	0	0	
Average number offenses/incident				Sodomy	0	0	0
1.32				Sexual Assault <u>With</u> An Object	0	0	0
Domestic Incident Victims				Fondling	5	0	0
Offense	Reported	Cleared	Crimes Against Property				
Murder and Nonnegligent Manslaughter	0	0	Arson	0	0	0	0
Aggravated Assault	0	0	Bribery	0	0	0	0
Simple Assault	10	7	Burglary/Breaking & Entering	1	0	0	0
Intimidation	2	1	Counterfeiting/Forgery	7	3	3	0
Stalking	5	0	Destruction/Damage/Vandalism of Property	16	4	1	3
Rape	0	0	Embezzlement	0	0	0	0
Sodomy	0	0	Extortion/Blackmail	3	0	0	0
Sexual Assault <u>With</u> An Object	0	0	False Pretenses/Swindle/Confidence Game	6	6	4	2
Fondling	1	0	Credit Card/Automated Teller Machine Fraud	2	0	0	0
Incest	0	0	Impersonation	0	0	0	0
Statutory Rape	0	0	Welfare Fraud	0	0	0	0
Kidnapping/Abduction	1	1	Wire Fraud	0	0	0	0
Total	19	9	Identity Theft	6	0	0	0
Group B Arrests				Hacking/Computer Invasion	4	0	0
Offense	Adult	Juvenile	Robbery	0	0	0	0
Curfew/Loitering/Vagrancy Violations	0	6	Pocket-picking	0	0	0	0
Disorderly Conduct	2	0	Purse-snatching	0	0	0	0
Driving Under the Influence	19	0	Shoplifting	2	1	2	0
Family Offenses (Nonviolent)	0	4	Theft From Building	2	0	0	0
Liquor Law Violations	2	7	Theft From Coin Operated Machine or Device	0	0	0	0
Trespass of Real Property	0	0	Theft From Motor Vehicle	1	0	0	0
All Other Offenses	7	3	Theft of Motor Vehicle Parts/Accessories	1	0	0	0
Total Group B	30	20	All Other Larceny	11	1	1	0
				Motor Vehicle Theft	4	3	0
				Stolen Property Offenses	2	1	0
				Crimes Against Society			
				Drug/Narcotic Violations	31	28	25
				Drug Equipment Violations	38	35	11
				Betting/Wagering	0	0	0
				Operating/Promoting/Assisting Gambling	0	0	0
				Gambling Equipment Violations	0	0	0
				Sports Tampering	0	0	0
				Pornography/Obscene Material	2	0	0
				Prostitution	0	0	0
				Assisting or Promoting Prostitution	0	0	0
				Purchasing Prostitution	0	0	0
				Weapon Law Violations	7	6	5
				Animal Cruelty	1	0	0
				Total Group A Offenses	192	104	61
							19

(*) Offenses are counted using the FBI Units of Count for Crime
 (**) The 'Arrests' column shows arrests made during the selected period, regardless of incident date. Arrest counts may be higher than incident counts.
 (***) Negligent Manslaughter now includes the killing of another person associated with driving under the influence, distracted driving (using a cell or smartphone), and reckless driving fatalities.

Lisbon Police Department – 2023

2023 Population Estimate		2,177		Offenses (**)		Arrests (**)	
Offense Overview		Reported	Cleared	Adult	Juvenile		
Offense Total	64	Group A Offenses					
Number Cleared	1	Crimes Against Persons (***)					
Percent Cleared	1.56%	Murder and Nonnegligent Manslaughter	0	0	0	0	0
Group A Crimes per 100,000 population	2,939.8	Negligent Manslaughter	0	0	0	0	0
		Aggravated Assault	0	0	0	0	0
		Simple Assault	11	0	0	0	0
		Intimidation	0	0	0	0	0
		Stalking	3	0	0	0	0
		Kidnapping/Abduction	0	0	0	0	0
		Rape	0	0	0	0	0
		Sodomy	0	0	0	0	0
		Sexual Assault <u>With</u> An Object	0	0	0	0	0
		Fondling	3	0	0	0	0
		Incest	0	0	0	0	0
		Statutory Rape	0	0	0	0	0
		Commercial Sex Acts	0	0	0	0	0
		Involuntary Servitude	0	0	0	0	0
		Crimes Against Property					
		Arson	0	0	0	0	0
		Bribery	0	0	0	0	0
		Burglary/Breaking & Entering	0	0	0	0	0
		Counterfeiting/Forgery	0	0	0	0	0
		Destruction/Damage/Vandalism of Property	12	0	0	0	0
		Embezzlement	0	0	0	0	0
		Extortion/Blackmail	0	0	0	0	0
		False Pretenses/Swindle/Confidence Game	4	0	0	0	0
		Credit Card/Automated Teller Machine Fraud	1	0	0	0	0
		Impersonation	0	0	0	0	0
		Welfare Fraud	0	0	0	0	0
		Wire Fraud	0	0	0	0	0
		Identity Theft	1	0	0	0	0
		Hacking/Computer Invasion	0	0	0	0	0
		Robbery	0	0	0	0	0
		Pocket-picking	0	0	0	0	0
		Purse-snatching	0	0	0	0	0
		Shoplifting	0	0	0	0	0
		Theft From Building	4	0	0	0	0
		Theft From Coin Operated Machine or Device	0	0	0	0	0
		Theft From Motor Vehicle	3	0	0	0	0
		Theft of Motor Vehicle Parts/Accessories	0	0	0	0	0
		All Other Larceny	5	0	0	0	0
		Motor Vehicle Theft	6	0	0	0	0
		Stolen Property Offenses	1	0	0	0	0
		Crimes Against Society					
		Drug/Narcotic Violations	3	0	0	0	0
		Drug Equipment Violations	4	0	0	0	0
		Betting/Wagering	0	0	0	0	0
		Operating/Promoting/Assisting Gambling	0	0	0	0	0
		Gambling Equipment Violations	0	0	0	0	0
		Sports Tampering	0	0	0	0	0
		Pornography/Obscene Material	1	0	0	0	0
		Prostitution	0	0	0	0	0
		Assisting or Promoting Prostitution	0	0	0	0	0
		Purchasing Prostitution	0	0	0	0	0
		Weapon Law Violations	1	0	0	0	0
		Animal Cruelty	1	1	1	1	0
		Total Group A Offenses	64	1	1	1	0
Domestic Incident Victims							
Offense		Reported	Cleared				
Murder and Nonnegligent Manslaughter		0	0				
Aggravated Assault		0	0				
Simple Assault		6	0				
Intimidation		0	0				
Stalking		0	0				
Rape		0	0				
Sodomy		0	0				
Sexual Assault <u>With</u> An Object		0	0				
Fondling		1	0				
Incest		0	0				
Statutory Rape		0	0				
Kidnapping/Abduction		0	0				
Total		7	0				
Group B Arrests							
Offense		Adult	Juvenile				
Curfew/Loitering/Vagrancy Violations		0	0				
Disorderly Conduct		0	0				
Driving Under the Influence		2	0				
Family Offenses (Nonviolent)		0	0				
Liquor Law Violations		0	0				
Trespass of Real Property		0	0				
All Other Offenses		2	0				
Total Group B		4	0				

(*) Offenses are counted using the FBI Units of Count for Crime
 (**) The 'Arrests' column shows arrests made during the selected period, regardless of incident date. Arrest counts may be higher than incident counts.
 (***) Negligent Manslaughter now includes the killing of another person associated with driving under the influence, distracted driving (using a cell or smartphone), and reckless driving fatalities.

Mandan Police Department – 2023

2023 Population Estimate		24,621		Offenses (*)		Arrests (**)		
				Reported	Cleared	Adult	Juvenile	
Offense Overview				Group A Offenses				
Offense Total		2,257		Crimes Against Persons (***)				
Number Cleared		841		Murder and Nonnegligent Manslaughter	0	0	0	0
Percent Cleared		37.26%		Negligent Manslaughter	0	0	0	0
Group A Crimes per 100,000 population		9,167.0		Aggravated Assault	61	49	37	4
				Simple Assault	277	174	97	33
				Intimidation	89	49	23	12
				Stalking	144	28	9	1
				Kidnaping/Abduction	8	3	0	0
Arrest Overview				Rape	20	7	3	0
Total Arrests		913		Sodomy	4	1	0	0
Adult Arrests		747		Sexual Assault <u>With</u> An Object	0	0	0	0
Juvenile Arrests		166		Fondling	46	14	8	4
Unknown Age		0		Incest	0	0	0	0
Arrests per 100,000 population		3,708.2		Statutory Rape	2	0	0	0
				Commercial Sex Acts	2	0	0	0
				Involuntary Servitude	0	0	0	0
Average number offenses/incident		1.16		Crimes Against Property				
Domestic Incident Victims				Arson	1	1	0	0
Offense	Reported	Cleared		Bribery	0	0	0	0
Murder and Nonnegligent Manslaughter	0	0		Burglary/Breaking & Entering	79	17	26	1
Aggravated Assault	32	30		Counterfeiting/Forgery	48	9	6	0
Simple Assault	155	115		Destruction/Damage/Vandalism of Property	204	31	14	4
Intimidation	20	17		Embezzlement	5	3	4	0
Stalking	33	9		Extortion/Blackmail	8	0	2	0
Rape	4	3		False Pretenses/Swindle/Confidence Game	48	38	27	4
Sodomy	2	0		Credit Card/Automated Teller Machine Fraud	12	2	0	0
Sexual Assault <u>With</u> An Object	0	0		Impersonation	3	0	0	0
Fondling	15	5		Welfare Fraud	0	0	0	0
Incest	0	0		Wire Fraud	21	2	1	0
Statutory Rape	0	0		Identity Theft	38	13	13	0
Kidnaping/Abduction	4	2		Hacking/Computer Invasion	4	0	0	0
Total	265	181		Robbery	2	0	0	0
Group B Arrests				Pocket-picking	0	0	0	0
Offense	Adult	Juvenile		Purse-snatching	0	0	0	0
Curfew/Loitering/Vagrancy Violations	0	0		Shoplifting	57	25	22	2
Disorderly Conduct	35	16		Theft From Building	9	0	2	0
Driving Under the Influence	64	1		Theft From Coin Operated Machine or Device	0	0	0	0
Family Offenses (Nonviolent)	13	18		Theft From Motor Vehicle	53	6	3	0
Liquor Law Violations	14	10		Theft of Motor Vehicle Parts/Accessories	1	0	0	0
Trespass of Real Property	46	1		All Other Larceny	578	115	95	12
All Other Offenses	70	7		Motor Vehicle Theft	120	19	9	3
Total Group B	242	53		Stolen Property Offenses	34	23	14	1
				Crimes Against Society				
				Drug/Narcotic Violations	126	97	39	16
				Drug Equipment Violations	113	93	34	14
				Betting/Wagering	0	0	0	0
				Operating/Promoting/Assisting Gambling	2	0	0	0
				Gambling Equipment Violations	1	1	2	0
				Sports Tampering	0	0	0	0
				Pornography/Obscene Material	8	2	3	0
				Prostitution	0	0	0	0
				Assisting or Promoting Prostitution	0	0	0	0
				Purchasing Prostitution	0	0	1	0
				Weapon Law Violations	22	17	11	2
				Animal Cruelty	7	2	0	0
				Total Group A Offenses	2,257	841	505	113

(*) Offenses are counted using the FBI Units of Count for Crime
 (**) The 'Arrests' column shows arrests made during the selected period, regardless of incident date. Arrest counts may be higher than incident counts.
 (***) Negligent Manslaughter now includes the killing of another person associated with driving under the influence, distracted driving (using a cell or smartphone), and reckless driving fatalities.

Minot Police Department – 2023

2023 Population Estimate		47,452		Offenses (*)		Arrests (**)		
				Reported	Cleared	Adult	Juvenile	
Offense Overview				Group A Offenses				
Offense Total		2,081		Crimes Against Persons (***)				
Number Cleared		1,065		Murder and Nonnegligent Manslaughter	7	4	4	0
Percent Cleared		51.18%		Negligent Manslaughter	1	1	1	0
Group A Crimes per 100,000 population		4,385.5		Aggravated Assault	112	66	49	6
				Simple Assault	264	187	120	40
				Intimidation	76	45	16	1
				Stalking	28	2	1	0
				Kidnapping/Abduction	11	5	2	0
Arrest Overview				Rape	41	12	1	0
Total Arrests		1,536		Sodomy	7	0	0	0
Adult Arrests		1,271		Sexual Assault <u>With</u> An Object	2	0	0	0
Juvenile Arrests		265		Fondling	42	7	0	2
Unknown Age		0		Incest	0	0	0	0
Arrests per 100,000 population		3,237.0		Statutory Rape	2	0	0	0
				Commercial Sex Acts	0	0	0	0
				Involuntary Servitude	5	0	0	0
Average number offenses/incident		1.19		Crimes Against Property				
Domestic Incident Victims				Arson	5	1	1	0
Offense	Reported	Cleared		Bribery	1	0	0	0
Murder and Nonnegligent Manslaughter	2	0		Burglary/Breaking & Entering	127	21	11	2
Aggravated Assault	58	46		Counterfeiting/Forgery	30	4	1	0
Simple Assault	146	117		Destruction/Damage/Vandalism of Property	92	29	3	8
Intimidation	15	8		Embezzlement	12	2	0	0
Stalking	12	0		Extortion/Blackmail	5	0	0	0
Rape	8	4		False Pretenses/Swindle/Confidence Game	22	5	4	1
Sodomy	1	0		Credit Card/Automated Teller Machine Fraud	4	0	0	0
Sexual Assault <u>With</u> An Object	0	0		Impersonation	6	1	0	0
Fondling	13	2		Welfare Fraud	5	0	0	0
Incest	0	0		Wire Fraud	3	0	0	0
Statutory Rape	1	0		Identity Theft	59	5	3	1
Kidnapping/Abduction	5	5		Hacking/Computer Invasion	1	0	0	0
Total	261	182		Robbery	12	2	1	0
Group B Arrests				Pocket-picking	17	3	1	1
Offense	Adult	Juvenile		Purse-snatching	4	3	0	0
Curfew/Loitering/Vagrancy Violations	0	0		Shoplifting	193	129	72	72
Disorderly Conduct	35	27		Theft From Building	39	8	2	0
Driving Under the Influence	362	2		Theft From Coin Operated Machine or Device	2	0	0	1
Family Offenses (Nonviolent)	2	0		Theft From Motor Vehicle	68	7	3	2
Liquor Law Violations	18	26		Theft of Motor Vehicle Parts/Accessories	8	0	1	0
Trespass of Real Property	97	2		All Other Larceny	128	25	14	2
All Other Offenses	209	17		Motor Vehicle Theft	136	32	6	4
Total Group B	723	74		Stolen Property Offenses	13	5	10	1
				Crimes Against Society				
				Drug/Narcotic Violations	216	213	124	29
				Drug Equipment Violations	211	208	88	16
				Betting/Wagering	0	0	0	0
				Operating/Promoting/Assisting Gambling	0	0	0	0
				Gambling Equipment Violations	0	0	0	0
				Sports Tampering	0	0	0	0
				Pornography/Obscene Material	16	1	1	0
				Prostitution	0	0	0	0
				Assisting or Promoting Prostitution	1	0	0	0
				Purchasing Prostitution	0	0	0	0
				Weapon Law Violations	42	32	8	2
				Animal Cruelty	5	0	0	0
				Total Group A Offenses	2,081	1,065	548	191

(*) Offenses are counted using the FBI Units of Count for Crime
 (**) The 'Arrests' column shows arrests made during the selected period, regardless of incident date. Arrest counts may be higher than incident counts.
 (***) Negligent Manslaughter now includes the killing of another person associated with driving under the influence, distracted driving (using a cell or smartphone), and reckless driving fatalities.

ND State College of Science PD – 2023

2023 Population Estimate		N/A	Offenses (*)		Arrests (**)	
Offense Overview			Reported	Cleared	Adult	Juvenile
Group A Offenses						
Crimes Against Persons (***)						
Offense Total	18		0	0	0	0
Number Cleared	9		0	0	0	0
Percent Cleared	50.00%		0	0	0	0
Group A Crimes per 100,000 population	N/A		2	1	0	0
Intimidation			0	0	0	0
Stalking			0	0	0	0
Kidnapping/Abduction			0	0	0	0
Arrest Overview						
Total Arrests	16		1	1	0	0
Adult Arrests	8		0	0	0	0
Juvenile Arrests	8		0	0	0	0
Unknown Age	0		0	0	0	0
Arrests per 100,000 population	N/A		0	0	0	0
Average number offenses/incident	1.13		0	0	0	0
Domestic Incident Victims						
Offense	Reported	Cleared	Crimes Against Property			
Murder and Nonnegligent Manslaughter	0	0	Arson	0	0	0
Aggravated Assault	0	0	Bribery	0	0	0
Simple Assault	0	0	Burglary/Breaking & Entering	0	0	0
Intimidation	0	0	Counterfeiting/Forgery	0	0	0
Stalking	0	0	Destruction/Damage/Vandalism of Property	3	1	0
Rape	0	0	Embezzlement	0	0	0
Sodomy	0	0	Extortion/Blackmail	1	0	0
Sexual Assault <u>With</u> An Object	0	0	False Pretenses/Swindle/Confidence Game	0	0	0
Fondling	0	0	Credit Card/Automated Teller Machine Fraud	0	0	0
Incest	0	0	Impersonation	0	0	0
Statutory Rape	0	0	Welfare Fraud	0	0	0
Kidnapping/Abduction	0	0	Wire Fraud	0	0	0
Total	0	0	Identity Theft	0	0	0
Group B Arrests			Hacking/Computer Invasion	0	0	0
Offense	Adult	Juvenile	Robbery	0	0	0
Curfew/Loitering/Vagrancy Violations	0	0	Pocket-picking	0	0	0
Disorderly Conduct	2	0	Purse-snatching	0	0	0
Driving Under the Influence	0	1	Shoplifting	0	0	0
Family Offenses (Nonviolent)	0	0	Theft From Building	1	1	0
Liquor Law Violations	2	0	Theft From Coin Operated Machine or Device	0	0	0
Trespass of Real Property	0	0	Theft From Motor Vehicle	2	1	0
All Other Offenses	1	0	Theft of Motor Vehicle Parts/Accessories	1	0	0
Total Group B	5	1	All Other Larceny	4	1	1
			Motor Vehicle Theft	0	0	0
			Stolen Property Offenses	0	0	0
			Crimes Against Society			
			Drug/Narcotic Violations	1	1	0
			Drug Equipment Violations	1	1	0
			Betting/Wagering	0	0	0
			Operating/Promoting/Assisting Gambling	0	0	0
			Gambling Equipment Violations	0	0	0
			Sports Tampering	0	0	0
			Pornography/Obscene Material	0	0	0
			Prostitution	0	0	0
			Assisting or Promoting Prostitution	0	0	0
			Purchasing Prostitution	0	0	0
			Weapon Law Violations	1	1	0
			Animal Cruelty	0	0	0
			Total Group A Offenses	18	9	3
						7

(*) Offenses are counted using the FBI Units of Count for Crime
 (**) The 'Arrests' column shows arrests made during the selected period, regardless of incident date. Arrest counts may be higher than incident counts.
 (***) Negligent Manslaughter now includes the killing of another person associated with driving under the influence, distracted driving (using a cell or smartphone), and reckless driving fatalities.

ND State University PD – 2023

2023 Population Estimate		N/A	Offenses (*)		Arrests (**)	
Offense Overview			Reported	Cleared	Adult	Juvenile
Offense Total	191					
Number Cleared	6					
Percent Cleared	3.14%					
Group A Crimes per 100,000 population	N/A					
Arrest Overview						
Total Arrests	27					
Adult Arrests	27					
Juvenile Arrests	0					
Unknown Age	0					
Arrests per 100,000 population	N/A					
Average number offenses/incident	1.09					
Domestic Incident Victims			Crimes Against Persons (***)			
Offense	Reported	Cleared	Murder and Nonnegligent Manslaughter	Negligent Manslaughter	Aggravated Assault	Simple Assault
Murder and Nonnegligent Manslaughter	0	0	0	0	0	0
Aggravated Assault	0	0	0	0	1	0
Simple Assault	0	0	0	0	0	0
Intimidation	0	0	0	0	0	0
Stalking	0	0	0	0	1	0
Rape	0	0	0	0	0	0
Sodomy	0	0	0	0	0	0
Sexual Assault <u>With</u> An Object	0	0	0	0	0	0
Fondling	0	0	0	0	1	0
Incest	0	0	0	0	0	0
Statutory Rape	0	0	0	0	0	0
Kidnapping/Abduction	0	0	0	0	0	0
Total	0	0	0	0	0	0
Group B Arrests			Crimes Against Property			
Offense	Adult	Juvenile	Arson	Bribery	Burglary/Breaking & Entering	Counterfeiting/Forgery
Curfew/Loitering/Vagrancy Violations	0	0	0	0	3	0
Disorderly Conduct	1	0	0	0	0	0
Driving Under the Influence	1	0	0	0	0	0
Family Offenses (Nonviolent)	0	0	0	0	0	0
Liquor Law Violations	23	0	0	0	39	0
Trespass of Real Property	1	0	0	0	0	0
All Other Offenses	0	0	0	0	0	0
Total Group B	26	0	0	0	0	0
			Embezzlement	Extortion/Blackmail	False Pretenses/Swindle/Confidence Game	Credit Card/Automated Teller Machine Fraud
			0	0	9	0
			Impersonation	Welfare Fraud	Wire Fraud	Identity Theft
			0	0	1	1
			Hacking/Computer Invasion	Robbery	Pocket-picking	Purse-snatching
			0	0	0	0
			Shoplifting	Theft From Building	Theft From Coin Operated Machine or Device	Theft From Motor Vehicle
			1	11	0	16
			Theft From Motor Vehicle	Theft of Motor Vehicle Parts/Accessories	All Other Larceny	Motor Vehicle Theft
			16	4	72	3
			Stolen Property Offenses	Crimes Against Society	Drug/Narcotic Violations	Drug Equipment Violations
			3	11	9	0
			Betting/Wagering	Operating/Promoting/Assisting Gambling	Gambling Equipment Violations	Sports Tampering
			0	0	0	0
			Pornography/Obscene Material	Prostitution	Assisting or Promoting Prostitution	Purchasing Prostitution
			0	0	0	0
			Weapon Law Violations	Animal Cruelty	Total Group A Offenses	
			0	0	191	6
						1
						0

(*) Offenses are counted using the FBI Units of Count for Crime
 (**) The 'Arrests' column shows arrests made during the selected period, regardless of incident date. Arrest counts may be higher than incident counts.
 (***) Negligent Manslaughter now includes the killing of another person associated with driving under the influence, distracted driving (using a cell or smartphone), and reckless driving fatalities.

New Town Police Department – 2023

2023 Population Estimate		2,584		Offenses (*)		Arrests (**)	
Offense Overview		Reported	Cleared	Adult	Juvenile		
Offense Total	50	Group A Offenses					
Number Cleared	29	Crimes Against Persons (***)					
Percent Cleared	58.00%	Murder and Nonnegligent Manslaughter					
Group A Crimes per 100,000 population	1,935.0	Negligent Manslaughter					
		Aggravated Assault					
		Simple Assault					
		Intimidation					
		Stalking					
		Kidnapping/Abduction					
		Rape					
		Sodomy					
		Sexual Assault <u>With</u> An Object					
		Fondling					
		Incest					
		Statutory Rape					
		Commercial Sex Acts					
		Involuntary Servitude					
		Crimes Against Property					
		Arson					
		Bribery					
		Burglary/Breaking & Entering					
		Counterfeiting/Forgery					
		Destruction/Damage/Vandalism of Property					
		Embezzlement					
		Extortion/Blackmail					
		False Pretenses/Swindle/Confidence Game					
		Credit Card/Automated Teller Machine Fraud					
		Impersonation					
		Welfare Fraud					
		Wire Fraud					
		Identity Theft					
		Hacking/Computer Invasion					
		Robbery					
		Pocket-picking					
		Purse-snatching					
		Shoplifting					
		Theft From Building					
		Theft From Coin Operated Machine or Device					
		Theft From Motor Vehicle					
		Theft of Motor Vehicle Parts/Accessories					
		All Other Larceny					
		Motor Vehicle Theft					
		Stolen Property Offenses					
		Crimes Against Society					
		Drug/Narcotic Violations					
		Drug Equipment Violations					
		Betting/Wagering					
		Operating/Promoting/Assisting Gambling					
		Gambling Equipment Violations					
		Sports Tampering					
		Pornography/Obscene Material					
		Prostitution					
		Assisting or Promoting Prostitution					
		Purchasing Prostitution					
		Weapon Law Violations					
		Animal Cruelty					
		Total Group A Offenses					
		50	29	23	0		
Domestic Incident Victims							
Offense	Reported	Cleared					
Murder and Nonnegligent Manslaughter	0	0					
Aggravated Assault	0	0					
Simple Assault	2	2					
Intimidation	0	0					
Stalking	0	0					
Rape	0	0					
Sodomy	0	0					
Sexual Assault <u>With</u> An Object	0	0					
Fondling	0	0					
Incest	0	0					
Statutory Rape	0	0					
Kidnapping/Abduction	0	0					
Total	2	2					
Group B Arrests							
Offense	Adult	Juvenile					
Curfew/Loitering/Vagrancy Violations	0	0					
Disorderly Conduct	3	0					
Driving Under the Influence	9	0					
Family Offenses (Nonviolent)	0	0					
Liquor Law Violations	0	0					
Trespass of Real Property	0	0					
All Other Offenses	6	0					
Total Group B	18	0					

(*) Offenses are counted using the FBI Units of Count for Crime
 (**) The 'Arrests' column shows arrests made during the selected period, regardless of incident date. Arrest counts may be higher than incident counts.
 (***) Negligent Manslaughter now includes the killing of another person associated with driving under the influence, distracted driving (using a cell or smartphone), and reckless driving fatalities.

Northwood Police Department – 2023

2023 Population Estimate		930		Offenses (*)		Arrests (**)		
				Reported	Cleared	Adult	Juvenile	
Offense Overview				Group A Offenses				
Offense Total	11			Crimes Against Persons (***)				
Number Cleared	5			Murder and Nonnegligent Manslaughter	0	0	0	0
Percent Cleared	45.45%			Negligent Manslaughter	0	0	0	0
Group A Crimes per 100,000 population	1,182.8			Aggravated Assault	0	0	0	0
				Simple Assault	2	1	1	0
				Intimidation	0	0	0	0
				Stalking	0	0	0	0
				Kidnapping/Abduction	0	0	0	0
Arrest Overview				Rape	0	0	0	0
Total Arrests	4			Sodomy	0	0	0	0
Adult Arrests	4			Sexual Assault <u>With</u> An Object	0	0	0	0
Juvenile Arrests	0			Fondling	3	0	0	0
Unknown Age	0			Incest	0	0	0	0
Arrests per 100,000 population	430.1			Statutory Rape	0	0	0	0
				Commercial Sex Acts	0	0	0	0
				Involuntary Servitude	0	0	0	0
Average number offenses/incident	1.57			Crimes Against Property				
Domestic Incident Victims				Arson	0	0	0	0
Offense	Reported	Cleared		Bribery	0	0	0	0
Murder and Nonnegligent Manslaughter	0	0		Burglary/Breaking & Entering	1	1	2	0
Aggravated Assault	0	0		Counterfeiting/Forgery	0	0	0	0
Simple Assault	1	1		Destruction/Damage/Vandalism of Property	1	0	0	0
Intimidation	0	0		Embezzlement	0	0	0	0
Stalking	0	0		Extortion/Blackmail	0	0	0	0
Rape	0	0		False Pretenses/Swindle/Confidence Game	1	1	1	0
Sodomy	0	0		Credit Card/Automated Teller Machine Fraud	0	0	0	0
Sexual Assault <u>With</u> An Object	0	0		Impersonation	0	0	0	0
Fondling	0	0		Welfare Fraud	0	0	0	0
Incest	0	0		Wire Fraud	0	0	0	0
Statutory Rape	0	0		Identity Theft	0	0	0	0
Kidnapping/Abduction	0	0		Hacking/Computer Invasion	0	0	0	0
Total	1	1		Robbery	0	0	0	0
Group B Arrests				Pocket-picking	0	0	0	0
Offense	Adult	Juvenile		Purse-snatching	0	0	0	0
Curfew/Loitering/Vagrancy Violations	0	0		Shoplifting	0	0	0	0
Disorderly Conduct	0	0		Theft From Building	0	0	0	0
Driving Under the Influence	0	0		Theft From Coin Operated Machine or Device	0	0	0	0
Family Offenses (Nonviolent)	0	0		Theft From Motor Vehicle	0	0	0	0
Liquor Law Violations	0	0		Theft of Motor Vehicle Parts/Accessories	0	0	0	0
Trespass of Real Property	0	0		All Other Larceny	0	0	0	0
All Other Offenses	0	0		Motor Vehicle Theft	0	0	0	0
Total Group B	0	0		Stolen Property Offenses	0	0	0	0
				Crimes Against Society				
				Drug/Narcotic Violations	1	1	0	0
				Drug Equipment Violations	2	1	0	0
				Betting/Wagering	0	0	0	0
				Operating/Promoting/Assisting Gambling	0	0	0	0
				Gambling Equipment Violations	0	0	0	0
				Sports Tampering	0	0	0	0
				Pornography/Obscene Material	0	0	0	0
				Prostitution	0	0	0	0
				Assisting or Promoting Prostitution	0	0	0	0
				Purchasing Prostitution	0	0	0	0
				Weapon Law Violations	0	0	0	0
				Animal Cruelty	0	0	0	0
				Total Group A Offenses	11	5	4	0

(*) Offenses are counted using the FBI Units of Count for Crime
 (**) The 'Arrests' column shows arrests made during the selected period, regardless of incident date. Arrest counts may be higher than incident counts.
 (***) Negligent Manslaughter now includes the killing of another person associated with driving under the influence, distracted driving (using a cell or smartphone), and reckless driving fatalities.

Oakes Police Department – 2023

2023 Population Estimate		1,758		Offenses (*)		Arrests (**)	
Offense Overview				Reported	Cleared	Adult	Juvenile
Offense Total	21	Group A Offenses					
Number Cleared	18	Crimes Against Persons (***)					
Percent Cleared	85.71%	Murder and Nonnegligent Manslaughter	0	0	0	0	
Group A Crimes per 100,000 population	1,194.5	Negligent Manslaughter	0	0	0	0	
		Aggravated Assault	1	1	2	0	
		Simple Assault	3	3	3	0	
		Intimidation	3	2	1	0	
		Stalking	1	0	0	0	
		Kidnapping/Abduction	0	0	0	0	
		Rape	0	0	0	0	
		Sodomy	0	0	0	0	
		Sexual Assault <u>With</u> An Object	0	0	0	0	
		Fondling	0	0	0	0	
		Incest	0	0	0	0	
		Statutory Rape	0	0	0	0	
		Commercial Sex Acts	0	0	0	0	
		Involuntary Servitude	0	0	0	0	
		Crimes Against Property					
		Arson	0	0	0	0	
		Bribery	0	0	0	0	
		Burglary/Breaking & Entering	0	0	0	0	
		Counterfeiting/Forgery	0	0	0	0	
		Destruction/Damage/Vandalism of Property	0	0	0	0	
		Embezzlement	0	0	0	0	
		Extortion/Blackmail	0	0	0	0	
		False Pretenses/Swindle/Confidence Game	1	1	1	0	
		Credit Card/Automated Teller Machine Fraud	0	0	0	0	
		Impersonation	0	0	0	0	
		Welfare Fraud	0	0	0	0	
		Wire Fraud	0	0	0	0	
		Identity Theft	0	0	0	0	
		Hacking/Computer Invasion	0	0	0	0	
		Robbery	0	0	0	0	
		Pocket-picking	0	0	0	0	
		Purse-snatching	0	0	0	0	
		Shoplifting	0	0	0	0	
		Theft From Building	0	0	0	0	
		Theft From Coin Operated Machine or Device	0	0	0	0	
		Theft From Motor Vehicle	0	0	0	0	
		Theft of Motor Vehicle Parts/Accessories	0	0	0	0	
		All Other Larceny	0	0	0	0	
		Motor Vehicle Theft	0	0	0	0	
		Stolen Property Offenses	0	0	0	0	
		Crimes Against Society					
		Drug/Narcotic Violations	5	5	3	0	
		Drug Equipment Violations	6	6	5	0	
		Betting/Wagering	0	0	0	0	
		Operating/Promoting/Assisting Gambling	0	0	0	0	
		Gambling Equipment Violations	0	0	0	0	
		Sports Tampering	0	0	0	0	
		Pornography/Obscene Material	0	0	0	0	
		Prostitution	0	0	0	0	
		Assisting or Promoting Prostitution	0	0	0	0	
		Purchasing Prostitution	0	0	0	0	
		Weapon Law Violations	1	0	0	0	
		Animal Cruelty	0	0	0	0	
		Total Group A Offenses	21	18	15	0	

Domestic Incident Victims			
Offense	Reported	Cleared	
Murder and Nonnegligent Manslaughter	0	0	
Aggravated Assault	0	0	
Simple Assault	2	2	
Intimidation	2	1	
Stalking	0	0	
Rape	0	0	
Sodomy	0	0	
Sexual Assault <u>With</u> An Object	0	0	
Fondling	0	0	
Incest	0	0	
Statutory Rape	0	0	
Kidnapping/Abduction	0	0	
Total	4	3	

Group B Arrests		
Offense	Adult	Juvenile
Curfew/Loitering/Vagrancy Violations	0	0
Disorderly Conduct	1	0
Driving Under the Influence	2	0
Family Offenses (Nonviolent)	0	0
Liquor Law Violations	2	3
Trespass of Real Property	0	0
All Other Offenses	0	0
Total Group B	5	3

(*) Offenses are counted using the FBI Units of Count for Crime
(**) The 'Arrests' column shows arrests made during the selected period, regardless of incident date. Arrest counts may be higher than incident counts.
(***) Negligent Manslaughter now includes the killing of another person associated with driving under the influence, distracted driving (using a cell or smartphone), and reckless driving fatalities.

Powers Lake Police Department – 2023*

2023 Population Estimate		371	Offenses (*)		Arrests (**)	
Offense Overview			Reported	Cleared	Adult	Juvenile
Offense Total	7					
Number Cleared	4					
Percent Cleared	57.14%					
Group A Crimes per 100,000 population	1,886.8					
Arrest Overview						
Total Arrests	5					
Adult Arrests	5					
Juvenile Arrests	0					
Unknown Age	0					
Arrests per 100,000 population	1,347.7					
Average number offenses/incident	0.88					
Domestic Incident Victims			Group A Offenses		Crimes Against Persons (***)	
Offense	Reported	Cleared	Murder and Nonnegligent Manslaughter	0	0	0
Murder and Nonnegligent Manslaughter	0	0	Negligent Manslaughter	0	0	0
Aggravated Assault	1	1	Aggravated Assault	1	1	1
Simple Assault	2	2	Simple Assault	3	2	2
Intimidation	0	0	Intimidation	0	0	0
Stalking	0	0	Stalking	0	0	0
Rape	0	0	Kidnapping/Abduction	0	0	0
Sodomy	0	0	Rape	0	0	0
Sexual Assault <u>With</u> An Object	0	0	Sodomy	0	0	0
Fondling	0	0	Sexual Assault <u>With</u> An Object	0	0	0
Incest	0	0	Fondling	0	0	0
Statutory Rape	0	0	Incest	0	0	0
Kidnapping/Abduction	0	0	Statutory Rape	0	0	0
Total	3	3	Commercial Sex Acts	0	0	0
Group B Arrests			Involuntary Servitude	0	0	0
Offense	Adult	Juvenile	Crimes Against Property			
Curfew/Loitering/Vagrancy Violations	0	0	Arson	0	0	0
Disorderly Conduct	0	0	Bribery	0	0	0
Driving Under the Influence	1	0	Burglary/Breaking & Entering	0	0	0
Family Offenses (Nonviolent)	0	0	Counterfeiting/Forgery	0	0	0
Liquor Law Violations	0	0	Destruction/Damage/Vandalism of Property	1	0	0
Trespass of Real Property	0	0	Embezzlement	0	0	0
All Other Offenses	0	0	Extortion/Blackmail	0	0	0
Total Group B	1	0	False Pretenses/Swindle/Confidence Game	0	0	0
(*) Offenses are counted using the FBI Units of Count for Crime			Credit Card/Automated Teller Machine Fraud	0	0	0
(**) The 'Arrests' column shows arrests made during the selected period, regardless of incident date. Arrest counts may be higher than incident counts.			Impersonation	1	0	0
(***) Negligent Manslaughter now includes the killing of another person associated with driving under the influence, distracted driving (using a cell or smartphone), and reckless driving fatalities.			Welfare Fraud	0	0	0
			Wire Fraud	0	0	0
			Identity Theft	0	0	0
			Hacking/Computer Invasion	0	0	0
			Robbery	0	0	0
			Pocket-picking	0	0	0
			Purse-snatching	0	0	0
			Shoplifting	0	0	0
			Theft From Building	0	0	0
			Theft From Coin Operated Machine or Device	0	0	0
			Theft From Motor Vehicle	0	0	0
			Theft of Motor Vehicle Parts/Accessories	0	0	0
			All Other Larceny	0	0	0
			Motor Vehicle Theft	0	0	0
			Stolen Property Offenses	0	0	0
			Crimes Against Society			
			Drug/Narcotic Violations	1	1	1
			Drug Equipment Violations	0	0	0
			Betting/Wagering	0	0	0
			Operating/Promoting/Assisting Gambling	0	0	0
			Gambling Equipment Violations	0	0	0
			Sports Tampering	0	0	0
			Pornography/Obscene Material	0	0	0
			Prostitution	0	0	0
			Assisting or Promoting Prostitution	0	0	0
			Purchasing Prostitution	0	0	0
			Weapon Law Violations	0	0	0
			Animal Cruelty	0	0	0
			Total Group A Offenses	7	4	4

*Partial Year reported

Ray Police Department – 2023*

2023 Population Estimate		677		Offenses (*)		Arrests (**)	
Offense Overview				Reported	Cleared	Adult	Juvenile
Offense Total	0	Group A Offenses					
Number Cleared	0	Crimes Against Persons (***)					
Percent Cleared	0.00%	Murder and Nonnegligent Manslaughter	0	0	0	0	
Group A Crimes per 100,000 population	0.0	Negligent Manslaughter	0	0	0	0	
		Aggravated Assault	0	0	0	0	
		Simple Assault	0	0	0	0	
		Intimidation	0	0	0	0	
		Stalking	0	0	0	0	
		Kidnapping/Abduction	0	0	0	0	
		Rape	0	0	0	0	
		Sodomy	0	0	0	0	
		Sexual Assault <u>With</u> An Object	0	0	0	0	
		Fondling	0	0	0	0	
		Incest	0	0	0	0	
		Statutory Rape	0	0	0	0	
		Commercial Sex Acts	0	0	0	0	
		Involuntary Servitude	0	0	0	0	
		Crimes Against Property					
		Arson	0	0	0	0	
		Bribery	0	0	0	0	
		Burglary/Breaking & Entering	0	0	0	0	
		Counterfeiting/Forgery	0	0	0	0	
		Destruction/Damage/Vandalism of Property	0	0	0	0	
		Embezzlement	0	0	0	0	
		Extortion/Blackmail	0	0	0	0	
		False Pretenses/Swindle/Confidence Game	0	0	0	0	
		Credit Card/Automated Teller Machine Fraud	0	0	0	0	
		Impersonation	0	0	0	0	
		Welfare Fraud	0	0	0	0	
		Wire Fraud	0	0	0	0	
		Identity Theft	0	0	0	0	
		Hacking/Computer Invasion	0	0	0	0	
		Robbery	0	0	0	0	
		Pocket-picking	0	0	0	0	
		Purse-snatching	0	0	0	0	
		Shoplifting	0	0	0	0	
		Theft From Building	0	0	0	0	
		Theft From Coin Operated Machine or Device	0	0	0	0	
		Theft From Motor Vehicle	0	0	0	0	
		Theft of Motor Vehicle Parts/Accessories	0	0	0	0	
		All Other Larceny	0	0	0	0	
		Motor Vehicle Theft	0	0	0	0	
		Stolen Property Offenses	0	0	0	0	
		Crimes Against Society					
		Drug/Narcotic Violations	0	0	0	0	
		Drug Equipment Violations	0	0	0	0	
		Betting/Wagering	0	0	0	0	
		Operating/Promoting/Assisting Gambling	0	0	0	0	
		Gambling Equipment Violations	0	0	0	0	
		Sports Tampering	0	0	0	0	
		Pornography/Obscene Material	0	0	0	0	
		Prostitution	0	0	0	0	
		Assisting or Promoting Prostitution	0	0	0	0	
		Purchasing Prostitution	0	0	0	0	
		Weapon Law Violations	0	0	0	0	
		Animal Cruelty	0	0	0	0	
		Total Group A Offenses	0	0	0	0	

Domestic Incident Victims		Reported	Cleared
Murder and Nonnegligent Manslaughter	0	0	0
Aggravated Assault	0	0	0
Simple Assault	0	0	0
Intimidation	0	0	0
Stalking	0	0	0
Rape	0	0	0
Sodomy	0	0	0
Sexual Assault <u>With</u> An Object	0	0	0
Fondling	0	0	0
Incest	0	0	0
Statutory Rape	0	0	0
Kidnapping/Abduction	0	0	0
Total	0	0	0

Group B Arrests		
Offense	Adult	Juvenile
Curfew/Loitering/Vagrancy Violations	0	0
Disorderly Conduct	0	0
Driving Under the Influence	0	0
Family Offenses (Nonviolent)	0	0
Liquor Law Violations	0	0
Trespass of Real Property	0	0
All Other Offenses	0	0
Total Group B	0	0

(*) Offenses are counted using the FBI Units of Count for Crime
 (**) The 'Arrests' column shows arrests made during the selected period, regardless of incident date. Arrest counts may be higher than incident counts.
 (***) Negligent Manslaughter now includes the killing of another person associated with driving under the influence, distracted driving (using a cell or smartphone), and reckless driving fatalities.

*Partial Year reported

Rolla Police Department – 2023

2023 Population Estimate		1,174	Offenses (*)		Arrests (**)		
Offense Overview			Reported	Cleared	Adult	Juvenile	
Offense Total	55						
Number Cleared	24						
Percent Cleared	43.64%						
Group A Crimes per 100,000 population	4,684.8						
Arrest Overview							
Total Arrests	41						
Adult Arrests	41						
Juvenile Arrests	0						
Unknown Age	0						
Arrests per 100,000 population	3,492.3						
Average number offenses/incident	1.15						
Domestic Incident Victims			Group A Offenses				
Offense	Reported	Cleared	Crimes Against Persons (***)				
Murder and Nonnegligent Manslaughter	0	0	Murder and Nonnegligent Manslaughter	0	0	0	0
Aggravated Assault	0	0	Negligent Manslaughter	0	0	0	0
Simple Assault	9	5	Aggravated Assault	0	0	0	0
Intimidation	1	1	Simple Assault	13	7	8	0
Stalking	0	0	Intimidation	1	1	1	0
Rape	0	0	Stalking	0	0	0	0
Sodomy	0	0	Kidnapping/Abduction	0	0	0	0
Sexual Assault <u>With</u> An Object	0	0	Rape	0	0	0	0
Fondling	0	0	Sodomy	0	0	0	0
Incest	0	0	Sexual Assault <u>With</u> An Object	0	0	0	0
Statutory Rape	0	0	Fondling	0	0	0	0
Kidnapping/Abduction	0	0	Incest	0	0	0	0
Total	10	6	Statutory Rape	0	0	0	0
Group B Arrests			Commercial Sex Acts	0	0	0	0
Offense	Adult	Juvenile	Involuntary Servitude	0	0	0	0
Curfew/Loitering/Vagrancy Violations	0	0	Crimes Against Property				
Disorderly Conduct	13	0	Arson	0	0	0	0
Driving Under the Influence	0	0	Bribery	0	0	0	0
Family Offenses (Nonviolent)	0	0	Burglary/Breaking & Entering	1	1	1	0
Liquor Law Violations	0	0	Counterfeiting/Forgery	1	0	0	0
Trespass of Real Property	5	0	Destruction/Damage/Vandalism of Property	3	2	1	0
All Other Offenses	2	0	Embezzlement	0	0	0	0
Total Group B	20	0	Extortion/Blackmail	0	0	0	0
			False Pretenses/Swindle/Confidence Game	4	3	3	0
			Credit Card/Automated Teller Machine Fraud	2	0	0	0
			Impersonation	0	0	0	0
			Welfare Fraud	0	0	0	0
			Wire Fraud	0	0	0	0
			Identity Theft	0	0	0	0
			Hacking/Computer Invasion	0	0	0	0
			Robbery	0	0	0	0
			Pocket-picking	0	0	0	0
			Purse-snatching	0	0	0	0
			Shoplifting	4	2	2	0
			Theft From Building	3	1	1	0
			Theft From Coin Operated Machine or Device	0	0	0	0
			Theft From Motor Vehicle	1	1	0	0
			Theft of Motor Vehicle Parts/Accessories	0	0	0	0
			All Other Larceny	10	1	1	0
			Motor Vehicle Theft	3	0	0	0
			Stolen Property Offenses	2	1	2	0
			Crimes Against Society				
			Drug/Narcotic Violations	4	2	1	0
			Drug Equipment Violations	3	2	0	0
			Betting/Wagering	0	0	0	0
			Operating/Promoting/Assisting Gambling	0	0	0	0
			Gambling Equipment Violations	0	0	0	0
			Sports Tampering	0	0	0	0
			Pornography/Obscene Material	0	0	0	0
			Prostitution	0	0	0	0
			Assisting or Promoting Prostitution	0	0	0	0
			Purchasing Prostitution	0	0	0	0
			Weapon Law Violations	0	0	0	0
			Animal Cruelty	0	0	0	0
			Total Group A Offenses	55	24	21	0

(*) Offenses are counted using the FBI Units of Count for Crime
 (**) The 'Arrests' column shows arrests made during the selected period, regardless of incident date. Arrest counts may be higher than incident counts.
 (***) Negligent Manslaughter now includes the killing of another person associated with driving under the influence, distracted driving (using a cell or smartphone), and reckless driving fatalities.

Rugby Police Department – 2023

2023 Population Estimate		2,471		Offenses (*)		Arrests (**)	
Offense Overview				Reported	Cleared	Adult	Juvenile
Offense Total	51	Group A Offenses					
Number Cleared	18	Crimes Against Persons (***)					
Percent Cleared	35.29%	Murder and Nonnegligent Manslaughter					
Group A Crimes per 100,000 population	2,063.9	Negligent Manslaughter					
		Aggravated Assault					
		Simple Assault					
		Intimidation					
		Stalking					
		Kidnapping/Abduction					
		Rape					
		Sodomy					
		Sexual Assault <u>With</u> An Object					
		Fondling					
		Incest					
		Statutory Rape					
		Commercial Sex Acts					
		Involuntary Servitude					
		Crimes Against Property					
		Arson					
		Bribery					
		Burglary/Breaking & Entering					
		Counterfeiting/Forgery					
		Destruction/Damage/Vandalism of Property					
		Embezzlement					
		Extortion/Blackmail					
		False Pretenses/Swindle/Confidence Game					
		Credit Card/Automated Teller Machine Fraud					
		Impersonation					
		Welfare Fraud					
		Wire Fraud					
		Identity Theft					
		Hacking/Computer Invasion					
		Robbery					
		Pocket-picking					
		Purse-snatching					
		Shoplifting					
		Theft From Building					
		Theft From Coin Operated Machine or Device					
		Theft From Motor Vehicle					
		Theft of Motor Vehicle Parts/Accessories					
		All Other Larceny					
		Motor Vehicle Theft					
		Stolen Property Offenses					
		Crimes Against Society					
		Drug/Narcotic Violations					
		Drug Equipment Violations					
		Betting/Wagering					
		Operating/Promoting/Assisting Gambling					
		Gambling Equipment Violations					
		Sports Tampering					
		Pornography/Obscene Material					
		Prostitution					
		Assisting or Promoting Prostitution					
		Purchasing Prostitution					
		Weapon Law Violations					
		Animal Cruelty					
		Total Group A Offenses					
				51	18	11	0
Arrest Overview							
Total Arrests	23						
Adult Arrests	23						
Juvenile Arrests	0						
Unknown Age	0						
Arrests per 100,000 population	930.8						
Average number offenses/incident	1.21						
Domestic Incident Victims							
Offense		Reported	Cleared				
Murder and Nonnegligent Manslaughter	0	0	0				
Aggravated Assault	0	0	0				
Simple Assault	3	1					
Intimidation	1	1					
Stalking	1	0					
Rape	0	0					
Sodomy	0	0					
Sexual Assault <u>With</u> An Object	0	0					
Fondling	0	0					
Incest	0	0					
Statutory Rape	0	0					
Kidnapping/Abduction	0	0					
Total		5	2				
Group B Arrests							
Offense		Adult	Juvenile				
Curfew/Loitering/Vagrancy Violations	0	0	0				
Disorderly Conduct	2	0	0				
Driving Under the Influence	6	0	0				
Family Offenses (Nonviolent)	1	0	0				
Liquor Law Violations	0	0	0				
Trespass of Real Property	0	0	0				
All Other Offenses	3	0	0				
Total Group B		12	0				

(*) Offenses are counted using the FBI Units of Count for Crime
 (**) The 'Arrests' column shows arrests made during the selected period, regardless of incident date. Arrest counts may be higher than incident counts.

(***) Negligent Manslaughter now includes the killing of another person associated with driving under the influence, distracted driving (using a cell or smartphone), and reckless driving fatalities.

Stanley Police Department – 2023

2023 Population Estimate		2,119		Offenses (*)		Arrests (**)	
Offense Overview				Reported	Cleared	Adult	Juvenile
Offense Total	143	Group A Offenses					
Number Cleared	54	Crimes Against Persons (***)					
Percent Cleared	37.76%	Murder and Nonnegligent Manslaughter	0	0	0	0	
Group A Crimes per 100,000 population	6,748.5	Negligent Manslaughter	0	0	0	0	
		Aggravated Assault	2	1	1	0	
		Simple Assault	15	8	8	0	
		Intimidation	7	0	0	0	
		Stalking	0	0	0	0	
		Kidnapping/Abduction	0	0	0	0	
		Rape	0	0	0	0	
		Sodomy	0	0	0	0	
		Sexual Assault <u>With</u> An Object	0	0	0	0	
		Fondling	2	0	0	0	
		Incest	0	0	0	0	
		Statutory Rape	0	0	0	0	
		Commercial Sex Acts	0	0	0	0	
		Involuntary Servitude	0	0	0	0	
		Crimes Against Property					
		Arson	0	0	0	0	
		Bribery	0	0	0	0	
		Burglary/Breaking & Entering	1	0	0	0	
		Counterfeiting/Forgery	0	0	0	0	
		Destruction/Damage/Vandalism of Property	16	2	1	0	
		Embezzlement	0	0	0	0	
		Extortion/Blackmail	0	0	0	0	
		False Pretenses/Swindle/Confidence Game	3	1	1	0	
		Credit Card/Automated Teller Machine Fraud	1	0	0	0	
		Impersonation	0	0	0	0	
		Welfare Fraud	0	0	0	0	
		Wire Fraud	0	0	0	0	
		Identity Theft	1	0	0	0	
		Hacking/Computer Invasion	0	0	0	0	
		Robbery	0	0	0	0	
		Pocket-picking	0	0	0	0	
		Purse-snatching	0	0	0	0	
		Shoplifting	5	1	1	0	
		Theft From Building	1	0	0	0	
		Theft From Coin Operated Machine or Device	0	0	0	0	
		Theft From Motor Vehicle	2	0	0	0	
		Theft of Motor Vehicle Parts/Accessories	1	0	0	0	
		All Other Larceny	16	1	1	0	
		Motor Vehicle Theft	4	2	1	0	
		Stolen Property Offenses	2	1	2	0	
		Crimes Against Society					
		Drug/Narcotic Violations	28	16	13	0	
		Drug Equipment Violations	33	20	10	0	
		Betting/Wagering	0	0	0	0	
		Operating/Promoting/Assisting Gambling	0	0	0	0	
		Gambling Equipment Violations	0	0	0	0	
		Sports Tampering	0	0	0	0	
		Pornography/Obscene Material	0	0	0	0	
		Prostitution	0	0	0	0	
		Assisting or Promoting Prostitution	0	0	0	0	
		Purchasing Prostitution	0	0	0	0	
		Weapon Law Violations	3	1	1	0	
		Animal Cruelty	0	0	0	0	
		Total Group A Offenses	143	54	40	0	

Domestic Incident Victims		2,119	
Offense	Reported	Cleared	
Murder and Nonnegligent Manslaughter	0	0	
Aggravated Assault	0	0	
Simple Assault	6	6	
Intimidation	1	0	
Stalking	0	0	
Rape	0	0	
Sodomy	0	0	
Sexual Assault <u>With</u> An Object	0	0	
Fondling	0	0	
Incest	0	0	
Statutory Rape	0	0	
Kidnapping/Abduction	0	0	
Total	7	6	

Group B Arrests		2,119	
Offense	Adult	Juvenile	
Curfew/Loitering/Vagrancy Violations	0	0	
Disorderly Conduct	4	0	
Driving Under the Influence	18	0	
Family Offenses (Nonviolent)	0	0	
Liquor Law Violations	1	0	
Trespass of Real Property	0	0	
All Other Offenses	10	1	
Total Group B	33	1	

(*) Offenses are counted using the FBI Units of Count for Crime
(**) The 'Arrests' column shows arrests made during the selected period, regardless of incident date. Arrest counts may be higher than incident counts.
(***) Negligent Manslaughter now includes the killing of another person associated with driving under the influence, distracted driving (using a cell or smartphone), and reckless driving fatalities.

Steele Police Department – 2023

2023 Population Estimate		668		Offenses (*)		Arrests (**)		
Offense Overview				Reported	Cleared	Adult	Juvenile	
Offense Total	28							
Number Cleared	14							
Percent Cleared	50.00%							
Group A Crimes per 100,000 population	4,191.6							
Arrest Overview								
Total Arrests	11							
Adult Arrests	11							
Juvenile Arrests	0							
Unknown Age	0							
Arrests per 100,000 population	1,646.7							
Average number offenses/incident	1.00							
Domestic Incident Victims								
Offense	Reported	Cleared						
Murder and Nonnegligent Manslaughter	0	0						
Aggravated Assault	0	0						
Simple Assault	1	1						
Intimidation	0	0						
Stalking	0	0						
Rape	0	0						
Sodomy	0	0						
Sexual Assault <u>With</u> An Object	0	0						
Fondling	0	0						
Incest	0	0						
Statutory Rape	0	0						
Kidnapping/Abduction	0	0						
Total	1	1						
Group B Arrests								
Offense	Adult	Juvenile						
Curfew/Loitering/Vagrancy Violations	0	0						
Disorderly Conduct	0	0						
Driving Under the Influence	0	0						
Family Offenses (Nonviolent)	1	0						
Liquor Law Violations	0	0						
Trespass of Real Property	1	0						
All Other Offenses	2	0						
Total Group B	4	0						
				Crimes Against Property				
				Arson	0	0	0	0
				Bribery	0	0	0	0
				Burglary/Breaking & Entering	5	2	1	0
				Counterfeiting/Forgery	0	0	0	0
				Destruction/Damage/Vandalism of Property	3	0	0	0
				Embezzlement	0	0	0	0
				Extortion/Blackmail	0	0	0	0
				False Pretenses/Swindle/Confidence Game	1	1	1	0
				Credit Card/Automated Teller Machine Fraud	0	0	0	0
				Impersonation	0	0	0	0
				Welfare Fraud	0	0	0	0
				Wire Fraud	0	0	0	0
				Identity Theft	0	0	0	0
				Hacking/Computer Invasion	0	0	0	0
				Robbery	0	0	0	0
				Pocket-picking	0	0	0	0
				Purse-snatching	0	0	0	0
				Shoplifting	1	1	1	0
				Theft From Building	0	0	0	0
				Theft From Coin Operated Machine or Device	1	1	2	0
				Theft From Motor Vehicle	2	2	0	0
				Theft of Motor Vehicle Parts/Accessories	0	0	0	0
				All Other Larceny	7	1	0	0
				Motor Vehicle Theft	1	1	0	0
				Stolen Property Offenses	0	0	0	0
				Crimes Against Society				
				Drug/Narcotic Violations	0	0	0	0
				Drug Equipment Violations	0	0	0	0
				Betting/Wagering	0	0	0	0
				Operating/Promoting/Assisting Gambling	0	0	0	0
				Gambling Equipment Violations	0	0	0	0
				Sports Tampering	0	0	0	0
				Pornography/Obscene Material	0	0	0	0
				Prostitution	0	0	0	0
				Assisting or Promoting Prostitution	0	0	0	0
				Purchasing Prostitution	0	0	0	0
				Weapon Law Violations	0	0	0	0
				Animal Cruelty	0	0	0	0
				Total Group A Offenses	28	14	7	0

(*) Offenses are counted using the FBI Units of Count for Crime
 (**) The 'Arrests' column shows arrests made during the selected period, regardless of incident date. Arrest counts may be higher than incident counts.
 (***) Negligent Manslaughter now includes the killing of another person associated with driving under the influence, distracted driving (using a cell or smartphone), and reckless driving fatalities.

Thompson Police Department – 2023

2023 Population Estimate		1,054		Offenses (*)		Arrests (**)	
Offense Overview				Reported	Cleared	Adult	Juvenile
Offense Total	4	Group A Offenses					
Number Cleared	2	Crimes Against Persons (***)					
Percent Cleared	50.00%	Murder and Nonnegligent Manslaughter	0	0	0	0	
Group A Crimes per 100,000 population	379.5	Negligent Manslaughter	0	0	0	0	
		Aggravated Assault	0	0	0	0	
		Simple Assault	0	0	0	0	
		Intimidation	0	0	0	0	
		Stalking	0	0	0	0	
		Kidnapping/Abduction	0	0	0	0	
		Rape	0	0	0	0	
		Sodomy	0	0	0	0	
		Sexual Assault <u>With</u> An Object	0	0	0	0	
		Fondling	0	0	0	0	
		Incest	0	0	0	0	
		Statutory Rape	0	0	0	0	
		Commercial Sex Acts	0	0	0	0	
		Involuntary Servitude	0	0	0	0	
		Crimes Against Property					
		Arson	0	0	0	0	
		Bribery	0	0	0	0	
		Burglary/Breaking & Entering	0	0	0	0	
		Counterfeiting/Forgery	0	0	0	0	
		Destruction/Damage/Vandalism of Property	0	0	0	0	
		Embezzlement	0	0	0	0	
		Extortion/Blackmail	0	0	0	0	
		False Pretenses/Swindle/Confidence Game	1	1	2	0	
		Credit Card/Automated Teller Machine Fraud	1	0	0	0	
		Impersonation	0	0	0	0	
		Welfare Fraud	0	0	0	0	
		Wire Fraud	0	0	0	0	
		Identity Theft	1	0	0	0	
		Hacking/Computer Invasion	0	0	0	0	
		Robbery	0	0	0	0	
		Pocket-picking	0	0	0	0	
		Purse-snatching	0	0	0	0	
		Shoplifting	0	0	0	0	
		Theft From Building	0	0	0	0	
		Theft From Coin Operated Machine or Device	0	0	0	0	
		Theft From Motor Vehicle	0	0	0	0	
		Theft of Motor Vehicle Parts/Accessories	0	0	0	0	
		All Other Larceny	0	0	0	0	
		Motor Vehicle Theft	0	0	0	0	
		Stolen Property Offenses	1	1	0	0	
		Crimes Against Society					
		Drug/Narcotic Violations	0	0	0	0	
		Drug Equipment Violations	0	0	0	0	
		Betting/Wagering	0	0	0	0	
		Operating/Promoting/Assisting Gambling	0	0	0	0	
		Gambling Equipment Violations	0	0	0	0	
		Sports Tampering	0	0	0	0	
		Pornography/Obscene Material	0	0	0	0	
		Prostitution	0	0	0	0	
		Assisting or Promoting Prostitution	0	0	0	0	
		Purchasing Prostitution	0	0	0	0	
		Weapon Law Violations	0	0	0	0	
		Animal Cruelty	0	0	0	0	
		Total Group A Offenses	4	2	2	0	
Domestic Incident Victims							
Offense	Reported	Cleared					
Murder and Nonnegligent Manslaughter	0	0					
Aggravated Assault	0	0					
Simple Assault	0	0					
Intimidation	0	0					
Stalking	0	0					
Rape	0	0					
Sodomy	0	0					
Sexual Assault <u>With</u> An Object	0	0					
Fondling	0	0					
Incest	0	0					
Statutory Rape	0	0					
Kidnapping/Abduction	0	0					
Total	0	0					
Group B Arrests							
Offense	Adult	Juvenile					
Curfew/Loitering/Vagrancy Violations	0	0					
Disorderly Conduct	0	0					
Driving Under the Influence	0	0					
Family Offenses (Nonviolent)	0	0					
Liquor Law Violations	0	0					
Trespass of Real Property	0	0					
All Other Offenses	0	0					
Total Group B	0	0					

(*) Offenses are counted using the FBI Units of Count for Crime
 (**) The 'Arrests' column shows arrests made during the selected period, regardless of incident date. Arrest counts may be higher than incident counts.
 (***) Negligent Manslaughter now includes the killing of another person associated with driving under the influence, distracted driving (using a cell or smartphone), and reckless driving fatalities.

Tioga Police Department – 2023

2023 Population Estimate		1,964		Offenses (*)		Arrests (**)	
Offense Overview		Reported	Cleared	Adult	Juvenile		
Offense Total	86	Group A Offenses					
Number Cleared	30	Crimes Against Persons (***)					
Percent Cleared	34.88%	Murder and Nonnegligent Manslaughter	0	0	0	0	
Group A Crimes per 100,000 population	4,378.8	Negligent Manslaughter	0	0	0	0	
		Aggravated Assault	4	3	4	0	
		Simple Assault	11	5	4	0	
		Intimidation	2	1	1	0	
		Stalking	3	1	0	0	
		Kidnapping/Abduction	0	0	0	0	
		Rape	0	0	0	0	
		Sodomy	0	0	0	0	
		Sexual Assault <u>With</u> An Object	0	0	0	0	
		Fondling	0	0	0	0	
		Incest	0	0	0	0	
		Statutory Rape	0	0	0	0	
		Commercial Sex Acts	0	0	0	0	
		Involuntary Servitude	0	0	0	0	
		Crimes Against Property					
		Arson	0	0	0	0	
		Bribery	0	0	0	0	
		Burglary/Breaking & Entering	1	0	0	0	
		Counterfeiting/Forgery	2	0	0	0	
		Destruction/Damage/Vandalism of Property	7	0	0	0	
		Embezzlement	2	0	0	0	
		Extortion/Blackmail	0	0	0	0	
		False Pretenses/Swindle/Confidence Game	1	0	0	0	
		Credit Card/Automated Teller Machine Fraud	0	0	0	0	
		Impersonation	2	0	0	0	
		Welfare Fraud	0	0	0	0	
		Wire Fraud	1	0	0	0	
		Identity Theft	1	0	0	0	
		Hacking/Computer Invasion	0	0	0	0	
		Robbery	0	0	0	0	
		Pocket-picking	0	0	0	0	
		Purse-snatching	0	0	0	0	
		Shoplifting	5	0	0	0	
		Theft From Building	2	0	0	0	
		Theft From Coin Operated Machine or Device	0	0	0	0	
		Theft From Motor Vehicle	0	0	0	0	
		Theft of Motor Vehicle Parts/Accessories	0	0	0	0	
		All Other Larceny	8	0	0	0	
		Motor Vehicle Theft	0	0	0	0	
		Stolen Property Offenses	1	0	0	0	
		Crimes Against Society					
		Drug/Narcotic Violations	15	9	6	0	
		Drug Equipment Violations	15	11	6	0	
		Betting/Wagering	0	0	0	0	
		Operating/Promoting/Assisting Gambling	0	0	0	0	
		Gambling Equipment Violations	0	0	0	0	
		Sports Tampering	0	0	0	0	
		Pornography/Obscene Material	1	0	0	0	
		Prostitution	0	0	0	0	
		Assisting or Promoting Prostitution	0	0	0	0	
		Purchasing Prostitution	0	0	0	0	
		Weapon Law Violations	0	0	0	0	
		Animal Cruelty	2	0	0	0	
		Total Group A Offenses	86	30	21	0	

Domestic Incident Victims		Reported	Cleared
Murder and Nonnegligent Manslaughter	0	0	
Aggravated Assault	0	0	
Simple Assault	4	3	
Intimidation	1	1	
Stalking	1	0	
Rape	0	0	
Sodomy	0	0	
Sexual Assault <u>With</u> An Object	0	0	
Fondling	0	0	
Incest	0	0	
Statutory Rape	0	0	
Kidnapping/Abduction	0	0	
Total	6	4	

Group B Arrests		Adult	Juvenile
Curfew/Loitering/Vagrancy Violations	0	0	
Disorderly Conduct	1	0	
Driving Under the Influence	18	0	
Family Offenses (Nonviolent)	0	0	
Liquor Law Violations	3	0	
Trespass of Real Property	0	0	
All Other Offenses	7	0	
Total Group B	29	0	

(*) Offenses are counted using the FBI Units of Count for Crime
(**) The 'Arrests' column shows arrests made during the selected period, regardless of incident date. Arrest counts may be higher than incident counts.
(***) Negligent Manslaughter now includes the killing of another person associated with driving under the influence, distracted driving (using a cell or smartphone), and reckless driving fatalities.

University of North Dakota PD – 2023

2023 Population Estimate		N/A	Offenses (*)		Arrests (**)	
Offense Overview			Reported	Cleared	Adult	Juvenile
Group A Offenses			Crimes Against Persons (***)			
Offense Total	242		0	0	0	0
Number Cleared	54		0	0	0	0
Percent Cleared	22.31%		1	1	1	0
Group A Crimes per 100,000 population	N/A		12	7	3	0
Arrest Overview			Crimes Against Property			
Total Arrests	99		0	0	0	0
Adult Arrests	96		8	0	0	0
Juvenile Arrests	3		21	7	5	0
Unknown Age	0		76	2	1	0
Arrests per 100,000 population	N/A		0	0	0	0
Average number offenses/incident	1.14		0	0	0	0
Domestic Incident Victims			Crimes Against Society			
Offense	Reported	Cleared	Drug/Narcotic Violations	Drug Equipment Violations	Betting/Wagering	Operating/Promoting/Assisting Gambling
Murder and Nonnegligent Manslaughter	0	0	10	8	0	0
Aggravated Assault	0	0	13	11	0	0
Simple Assault	2	1	0	0	0	0
Intimidation	0	0	0	0	0	0
Stalking	0	0	0	0	0	0
Rape	0	0	0	0	0	0
Sodomy	0	0	0	0	0	0
Sexual Assault <u>With</u> An Object	0	0	0	0	0	0
Fondling	1	1	0	0	0	0
Incest	0	0	0	0	0	0
Statutory Rape	0	0	0	0	0	0
Kidnapping/Abduction	0	0	0	0	0	0
Total	3	2	10	8	9	0
Group B Arrests			Total Group A Offenses			
Offense	Adult	Juvenile	Reported	Cleared	Adult	Juvenile
Curfew/Loitering/Vagrancy Violations	0	0	242	54	28	1
Disorderly Conduct	9	2				
Driving Under the Influence	13	0				
Family Offenses (Nonviolent)	0	0				
Liquor Law Violations	46	0				
Trespass of Real Property	0	0				
All Other Offenses	0	0				
Total Group B	68	2				

(*) Offenses are counted using the FBI Units of Count for Crime
 (***) The 'Arrests' column shows arrests made during the selected period, regardless of incident date. Arrest counts may be higher than incident counts.
 (***) Negligent Manslaughter now includes the killing of another person associated with driving under the influence, distracted driving (using a cell or smartphone), and reckless driving fatalities.

Valley City Police Department – 2023

2023 Population Estimate		6,558		Offenses (*)		Arrests (**)	
Offense Overview		Reported	Cleared	Adult	Juvenile		
Offense Total	310	Group A Offenses					
Number Cleared	164	Crimes Against Persons (***)					
Percent Cleared	52.90%	Murder and Nonnegligent Manslaughter					
Group A Crimes per 100,000 population	4,727.1	Negligent Manslaughter					
		Aggravated Assault					
		Simple Assault					
		Intimidation					
		Stalking					
		Kidnapping/Abduction					
		Rape					
		Sodomy					
		Sexual Assault <u>With</u> An Object					
		Fondling					
		Incest					
		Statutory Rape					
		Commercial Sex Acts					
		Involuntary Servitude					
		Crimes Against Property					
		Arson					
		Bribery					
		Burglary/Breaking & Entering					
		Counterfeiting/Forgery					
		Destruction/Damage/Vandalism of Property					
		Embezzlement					
		Extortion/Blackmail					
		False Pretenses/Swindle/Confidence Game					
		Credit Card/Automated Teller Machine Fraud					
		Impersonation					
		Welfare Fraud					
		Wire Fraud					
		Identity Theft					
		Hacking/Computer Invasion					
		Robbery					
		Pocket-picking					
		Purse-snatching					
		Shoplifting					
		Theft From Building					
		Theft From Coin Operated Machine or Device					
		Theft From Motor Vehicle					
		Theft of Motor Vehicle Parts/Accessories					
		All Other Larceny					
		Motor Vehicle Theft					
		Stolen Property Offenses					
		Crimes Against Society					
		Drug/Narcotic Violations					
		Drug Equipment Violations					
		Betting/Wagering					
		Operating/Promoting/Assisting Gambling					
		Gambling Equipment Violations					
		Sports Tampering					
		Pornography/Obscene Material					
		Prostitution					
		Assisting or Promoting Prostitution					
		Purchasing Prostitution					
		Weapon Law Violations					
		Animal Cruelty					
		Total Group A Offenses					
		310	164	80	6		

Domestic Incident Victims		Reported	Cleared
Murder and Nonnegligent Manslaughter	0	0	0
Aggravated Assault	2	2	2
Simple Assault	40	27	27
Intimidation	4	4	4
Stalking	6	3	3
Rape	0	0	0
Sodomy	0	0	0
Sexual Assault <u>With</u> An Object	0	0	0
Fondling	1	1	1
Incest	0	0	0
Statutory Rape	1	0	0
Kidnapping/Abduction	1	1	1
Total	55	38	38

Group B Arrests		Adult	Juvenile
Curfew/Loitering/Vagrancy Violations	0	0	0
Disorderly Conduct	1	0	0
Driving Under the Influence	41	2	2
Family Offenses (Nonviolent)	0	6	6
Liquor Law Violations	6	4	4
Trespass of Real Property	3	0	0
All Other Offenses	21	0	0
Total Group B	72	12	12

(*) Offenses are counted using the FBI Units of Count for Crime
(**) The 'Arrests' column shows arrests made during the selected period, regardless of incident date. Arrest counts may be higher than incident counts.
(***) Negligent Manslaughter now includes the killing of another person associated with driving under the influence, distracted driving (using a cell or smartphone), and reckless driving fatalities.

Wahpeton Police Department – 2023

2023 Population Estimate		8,015		Offenses (*)		Arrests (**)	
Offense Overview				Reported	Cleared	Adult	Juvenile
Offense Total	501	Group A Offenses					
Number Cleared	277	Crimes Against Persons (***)					
Percent Cleared	55.29%	Murder and Nonnegligent Manslaughter	1	1	1	0	
Group A Crimes per 100,000 population	6,250.8	Negligent Manslaughter	0	0	0	0	
		Aggravated Assault	16	15	8	0	
		Simple Assault	73	50	27	10	
		Intimidation	13	13	5	1	
		Stalking	3	3	0	0	
		Kidnapping/Abduction	1	1	1	0	
		Rape	5	0	0	0	
		Sodomy	0	0	0	0	
		Sexual Assault <u>With</u> An Object	0	0	0	0	
		Fondling	14	4	0	1	
		Incest	0	0	0	0	
		Statutory Rape	2	2	0	0	
		Commercial Sex Acts	0	0	0	0	
		Involuntary Servitude	0	0	0	0	
		Crimes Against Property					
		Arson	0	0	0	0	
		Bribery	0	0	0	0	
		Burglary/Breaking & Entering	21	5	2	0	
		Counterfeiting/Forgery	7	3	2	0	
		Destruction/Damage/Vandalism of Property	73	25	9	5	
		Embezzlement	0	0	0	0	
		Extortion/Blackmail	0	0	0	0	
		False Pretenses/Swindle/Confidence Game	32	18	19	2	
		Credit Card/Automated Teller Machine Fraud	3	2	1	0	
		Impersonation	4	1	1	0	
		Welfare Fraud	0	0	0	0	
		Wire Fraud	3	0	0	0	
		Identity Theft	1	0	0	0	
		Hacking/Computer Invasion	0	0	0	0	
		Robbery	0	0	0	0	
		Pocket-picking	0	0	0	0	
		Purse-snatching	0	0	0	0	
		Shoplifting	23	10	11	2	
		Theft From Building	4	1	0	0	
		Theft From Coin Operated Machine or Device	0	0	0	0	
		Theft From Motor Vehicle	14	2	2	0	
		Theft of Motor Vehicle Parts/Accessories	2	0	0	0	
		All Other Larceny	85	31	10	10	
		Motor Vehicle Theft	7	3	2	0	
		Stolen Property Offenses	6	6	4	0	
		Crimes Against Society					
		Drug/Narcotic Violations	45	42	29	8	
		Drug Equipment Violations	35	33	19	0	
		Betting/Wagering	0	0	0	0	
		Operating/Promoting/Assisting Gambling	0	0	0	0	
		Gambling Equipment Violations	0	0	0	0	
		Sports Tampering	0	0	0	0	
		Pornography/Obscene Material	0	0	0	0	
		Prostitution	0	0	0	0	
		Assisting or Promoting Prostitution	0	0	0	0	
		Purchasing Prostitution	0	0	0	0	
		Weapon Law Violations	7	5	2	1	
		Animal Cruelty	1	1	0	0	
		Total Group A Offenses	501	277	155	40	

Domestic Incident Victims			
Offense	Reported	Cleared	
Murder and Nonnegligent Manslaughter	0	0	
Aggravated Assault	8	7	
Simple Assault	24	18	
Intimidation	1	1	
Stalking	0	0	
Rape	0	0	
Sodomy	0	0	
Sexual Assault <u>With</u> An Object	0	0	
Fondling	1	1	
Incest	0	0	
Statutory Rape	0	0	
Kidnapping/Abduction	1	1	
Total	35	28	

Group B Arrests		
Offense	Adult	Juvenile
Curfew/Loitering/Vagrancy Violations	0	1
Disorderly Conduct	12	3
Driving Under the Influence	50	0
Family Offenses (Nonviolent)	12	1
Liquor Law Violations	27	3
Trespass of Real Property	13	2
All Other Offenses	78	6
Total Group B	192	16

(*) Offenses are counted using the FBI Units of Count for Crime
(**) The 'Arrests' column shows arrests made during the selected period, regardless of incident date. Arrest counts may be higher than incident counts.
(***) Negligent Manslaughter now includes the killing of another person associated with driving under the influence, distracted driving (using a cell or smartphone), and reckless driving fatalities.

Watford City Police Department – 2023

2023 Population Estimate		5,716		Offenses (*)		Arrests (**)	
Offense Overview		Reported	Cleared	Adult	Juvenile		
Offense Total	768	Group A Offenses					
Number Cleared	266	Crimes Against Persons (***)					
Percent Cleared	34.64%	Murder and Nonnegligent Manslaughter	1	0	0	0	
Group A Crimes per 100,000 population	13,436.0	Negligent Manslaughter	0	0	0	0	
		Aggravated Assault	15	11	9	1	
		Simple Assault	118	70	47	5	
		Intimidation	52	21	13	1	
		Stalking	3	1	0	1	
		Kidnapping/Abduction	0	0	0	0	
		Rape	1	0	0	0	
		Sodomy	3	0	0	0	
		Sexual Assault <u>With</u> An Object	0	0	0	0	
		Fondling	24	4	0	0	
		Incest	0	0	0	0	
		Statutory Rape	0	0	0	0	
		Commercial Sex Acts	1	0	0	0	
		Involuntary Servitude	0	0	0	0	
		Crimes Against Property					
		Arson	0	0	0	0	
		Bribery	0	0	0	0	
		Burglary/Breaking & Entering	9	0	0	0	
		Counterfeiting/Forgery	10	3	2	0	
		Destruction/Damage/Vandalism of Property	104	14	4	2	
		Embezzlement	3	0	0	0	
		Extortion/Blackmail	5	0	0	0	
		False Pretenses/Swindle/Confidence Game	26	7	4	0	
		Credit Card/Automated Teller Machine Fraud	0	0	0	0	
		Impersonation	22	1	1	0	
		Welfare Fraud	1	0	0	0	
		Wire Fraud	3	0	0	0	
		Identity Theft	0	0	0	0	
		Hacking/Computer Invasion	0	0	0	0	
		Robbery	0	0	0	0	
		Pocket-picking	0	0	0	0	
		Purse-snatching	0	0	0	0	
		Shoplifting	10	2	1	0	
		Theft From Building	3	0	0	0	
		Theft From Coin Operated Machine or Device	0	0	0	0	
		Theft From Motor Vehicle	14	4	0	0	
		Theft of Motor Vehicle Parts/Accessories	0	0	0	0	
		All Other Larceny	115	9	1	2	
		Motor Vehicle Theft	17	3	1	0	
		Stolen Property Offenses	5	2	1	0	
		Crimes Against Society					
		Drug/Narcotic Violations	90	53	36	11	
		Drug Equipment Violations	85	47	14	1	
		Betting/Wagering	0	0	0	0	
		Operating/Promoting/Assisting Gambling	0	0	0	0	
		Gambling Equipment Violations	0	0	0	0	
		Sports Tampering	0	0	0	0	
		Pornography/Obscene Material	4	1	0	0	
		Prostitution	0	0	0	0	
		Assisting or Promoting Prostitution	1	0	0	0	
		Purchasing Prostitution	0	0	0	0	
		Weapon Law Violations	23	13	9	0	
		Animal Cruelty	0	0	0	0	
		Total Group A Offenses	768	266	143	24	

Domestic Incident Victims		Reported	Cleared
Murder and Nonnegligent Manslaughter	1	0	
Aggravated Assault	9	7	
Simple Assault	66	50	
Intimidation	9	5	
Stalking	0	0	
Rape	0	0	
Sodomy	1	0	
Sexual Assault <u>With</u> An Object	0	0	
Fondling	0	0	
Incest	0	0	
Statutory Rape	0	0	
Kidnapping/Abduction	0	0	
Total	86	62	

Group B Arrests		Adult	Juvenile
Curfew/Loitering/Vagrancy Violations	0	0	
Disorderly Conduct	13	0	
Driving Under the Influence	185	3	
Family Offenses (Nonviolent)	0	0	
Liquor Law Violations	7	5	
Trespass of Real Property	4	0	
All Other Offenses	32	2	
Total Group B	241	10	

(*) Offenses are counted using the FBI Units of Count for Crime
(**) The 'Arrests' column shows arrests made during the selected period, regardless of incident date. Arrest counts may be higher than incident counts.
(***) Negligent Manslaughter now includes the killing of another person associated with driving under the influence, distracted driving (using a cell or smartphone), and reckless driving fatalities.

West Fargo Police Department – 2023

2023 Population Estimate		40,541		Offenses (*)		Arrests (**)		
Offense Overview				Group A Offenses	Reported	Cleared	Adult	Juvenile
Offense Total	1,688			Crimes Against Persons (***)				
Number Cleared	675			Murder and Nonnegligent Manslaughter	1	1	1	0
Percent Cleared	39.99%			Negligent Manslaughter	0	0	0	0
Group A Crimes per 100,000 population	4,163.7			Aggravated Assault	49	34	26	5
				Simple Assault	248	144	66	49
				Intimidation	53	29	11	6
				Stalking	9	5	2	1
				Kidnapping/Abduction	3	2	0	0
				Rape	19	1	1	0
				Sodomy	0	0	0	0
				Sexual Assault <u>With</u> An Object	0	0	0	0
				Fondling	18	1	0	1
				Incest	0	0	0	0
				Statutory Rape	0	0	0	0
				Commercial Sex Acts	0	0	0	0
				Involuntary Servitude	0	0	0	0
				Crimes Against Property				
				Arson	3	0	0	0
				Bribery	0	0	0	0
				Burglary/Breaking & Entering	110	18	16	1
				Counterfeiting/Forgery	22	2	1	0
				Destruction/Damage/Vandalism of Property	103	16	5	7
				Embezzlement	9	0	0	1
				Extortion/Blackmail	9	0	0	0
				False Pretenses/Swindle/Confidence Game	39	2	2	1
				Credit Card/Automated Teller Machine Fraud	33	2	0	1
				Impersonation	17	1	1	0
				Welfare Fraud	0	0	0	0
				Wire Fraud	16	0	0	0
				Identity Theft	24	1	1	0
				Hacking/Computer Invasion	0	0	0	0
				Robbery	11	8	5	2
				Pocket-picking	0	0	0	0
				Purse-snatching	1	0	0	0
				Shoplifting	76	19	16	4
				Theft From Building	4	0	0	0
				Theft From Coin Operated Machine or Device	0	0	0	0
				Theft From Motor Vehicle	86	5	3	1
				Theft of Motor Vehicle Parts/Accessories	11	0	0	0
				All Other Larceny	206	23	18	6
				Motor Vehicle Theft	51	7	4	1
				Stolen Property Offenses	23	13	6	2
				Crimes Against Society				
				Drug/Narcotic Violations	196	157	101	40
				Drug Equipment Violations	205	168	88	7
				Betting/Wagering	0	0	0	0
				Operating/Promoting/Assisting Gambling	0	0	0	0
				Gambling Equipment Violations	0	0	0	0
				Sports Tampering	0	0	0	0
				Pornography/Obscene Material	11	1	0	2
				Prostitution	0	0	0	0
				Assisting or Promoting Prostitution	0	0	0	0
				Purchasing Prostitution	0	0	0	0
				Weapon Law Violations	16	13	6	1
				Animal Cruelty	6	2	1	0
				Total Group A Offenses	1,688	675	381	139

Domestic Incident Victims		Reported	Cleared
Murder and Nonnegligent Manslaughter	1	1	
Aggravated Assault	21	15	
Simple Assault	152	88	
Intimidation	7	3	
Stalking	0	0	
Rape	2	0	
Sodomy	0	0	
Sexual Assault <u>With</u> An Object	0	0	
Fondling	8	0	
Incest	0	0	
Statutory Rape	0	0	
Kidnapping/Abduction	1	1	
Total	192	108	

Group B Arrests		Adult	Juvenile
Curfew/Loitering/Vagrancy Violations	0	3	
Disorderly Conduct	12	15	
Driving Under the Influence	93	1	
Family Offenses (Nonviolent)	7	0	
Liquor Law Violations	32	2	
Trespass of Real Property	12	1	
All Other Offenses	103	12	
Total Group B	259	34	

(*) Offenses are counted using the FBI Units of Count for Crime
(**) The 'Arrests' column shows arrests made during the selected period, regardless of incident date. Arrest counts may be higher than incident counts.
(***) Negligent Manslaughter now includes the killing of another person associated with driving under the influence, distracted driving (using a cell or smartphone), and reckless driving fatalities.

Williston Police Department – 2023

2023 Population Estimate	25,964			Offenses (*)		Arrests (**)	
Offense Overview				Reported	Cleared	Adult	Juvenile
Offense Total	2,943	Group A Offenses					
Number Cleared	1,283	Crimes Against Persons (***)					
Percent Cleared	43.59%	Murder and Nonnegligent Manslaughter					
Group A Crimes per 100,000 population	11,334.9	Negligent Manslaughter					
		Aggravated Assault					
		Simple Assault					
		Intimidation					
		Stalking					
		Kidnapping/Abduction					
		Rape					
		Sodomy					
		Sexual Assault <u>With</u> An Object					
		Fondling					
		Incest					
		Statutory Rape					
		Commercial Sex Acts					
		Involuntary Servitude					
		Crimes Against Property					
		Arson					
		Bribery					
		Burglary/Breaking & Entering					
		Counterfeiting/Forgery					
		Destruction/Damage/Vandalism of Property					
		Embezzlement					
		Extortion/Blackmail					
		False Pretenses/Swindle/Confidence Game					
		Credit Card/Automated Teller Machine Fraud					
		Impersonation					
		Welfare Fraud					
		Wire Fraud					
		Identity Theft					
		Hacking/Computer Invasion					
		Robbery					
		Pocket-picking					
		Purse-snatching					
		Shoplifting					
		Theft From Building					
		Theft From Coin Operated Machine or Device					
		Theft From Motor Vehicle					
		Theft of Motor Vehicle Parts/Accessories					
		All Other Larceny					
		Motor Vehicle Theft					
		Stolen Property Offenses					
		Crimes Against Society					
		Drug/Narcotic Violations					
		Drug Equipment Violations					
		Betting/Wagering					
		Operating/Promoting/Assisting Gambling					
		Gambling Equipment Violations					
		Sports Tampering					
		Pornography/Obscene Material					
		Prostitution					
		Assisting or Promoting Prostitution					
		Purchasing Prostitution					
		Weapon Law Violations					
		Animal Cruelty					
		Total Group A Offenses					
				2,943	1,283	771	99

Domestic Incident Victims		
Offense	Reported	Cleared
Murder and Nonnegligent Manslaughter	0	0
Aggravated Assault	70	57
Simple Assault	263	190
Intimidation	21	13
Stalking	0	0
Rape	4	3
Sodomy	0	0
Sexual Assault <u>With</u> An Object	0	0
Fondling	7	1
Incest	2	0
Statutory Rape	0	0
Kidnapping/Abduction	0	0
Total	367	264

Group B Arrests		
Offense	Adult	Juvenile
Curfew/Loitering/Vagrancy Violations	0	7
Disorderly Conduct	67	13
Driving Under the Influence	237	2
Family Offenses (Nonviolent)	0	0
Liquor Law Violations	27	13
Trespass of Real Property	25	2
All Other Offenses	1,292	38
Total Group B	1,648	75

(*) Offenses are counted using the FBI Units of Count for Crime
(**) The 'Arrests' column shows arrests made during the selected period, regardless of incident date. Arrest counts may be higher than incident counts.
(***) Negligent Manslaughter now includes the killing of another person associated with driving under the influence, distracted driving (using a cell or smartphone), and reckless driving fatalities.

Wishek Police Department – 2023

2023 Population Estimate		832		Offenses (*)		Arrests (**)	
Offense Overview				Reported	Cleared	Adult	Juvenile
Offense Total	10						
Number Cleared	6						
Percent Cleared	60.00%						
Group A Crimes per 100,000 population	1,201.9						
Arrest Overview							
Total Arrests	11						
Adult Arrests	4						
Juvenile Arrests	7						
Unknown Age	0						
Arrests per 100,000 population	1,322.1						
Average number offenses/incident	1.11						
Domestic Incident Victims							
Offense		Reported	Cleared				
Murder and Nonnegligent Manslaughter		0	0				
Aggravated Assault		0	0				
Simple Assault		0	0				
Intimidation		0	0				
Stalking		0	0				
Rape		0	0				
Sodomy		0	0				
Sexual Assault <u>With</u> An Object		0	0				
Fondling		1	0				
Incest		0	0				
Statutory Rape		0	0				
Kidnapping/Abduction		0	0				
Total		1	0				
Group B Arrests							
Offense		Adult	Juvenile				
Curfew/Loitering/Vagrancy Violations		0	0				
Disorderly Conduct		0	0				
Driving Under the Influence		0	0				
Family Offenses (Nonviolent)		0	0				
Liquor Law Violations		0	0				
Trespass of Real Property		0	0				
All Other Offenses		1	2				
Total Group B		1	2				
(*) Offenses are counted using the FBI Units of Count for Crime							
(**) The 'Arrests' column shows arrests made during the selected period, regardless of incident date. Arrest counts may be higher than incident counts.							
(***) Negligent Manslaughter now includes the killing of another person associated with driving under the influence, distracted driving (using a cell or smartphone), and reckless driving fatalities.							
Group A Offenses							
Crimes Against Persons (***)							
Murder and Nonnegligent Manslaughter				0	0	0	0
Negligent Manslaughter				0	0	0	0
Aggravated Assault				0	0	0	0
Simple Assault				0	0	0	0
Intimidation				0	0	0	0
Stalking				2	1	1	0
Kidnapping/Abduction				0	0	0	0
Rape				0	0	0	0
Sodomy				0	0	0	0
Sexual Assault <u>With</u> An Object				0	0	0	0
Fondling				1	0	0	0
Incest				0	0	0	0
Statutory Rape				0	0	0	0
Commercial Sex Acts				0	0	0	0
Involuntary Servitude				0	0	0	0
Crimes Against Property							
Arson				0	0	0	0
Bribery				0	0	0	0
Burglary/Breaking & Entering				0	0	0	0
Counterfeiting/Forgery				0	0	0	0
Destruction/Damage/Vandalism of Property				1	1	0	3
Embezzlement				0	0	0	0
Extortion/Blackmail				0	0	0	0
False Pretenses/Swindle/Confidence Game				1	1	1	0
Credit Card/Automated Teller Machine Fraud				0	0	0	0
Impersonation				0	0	0	0
Welfare Fraud				0	0	0	0
Wire Fraud				0	0	0	0
Identity Theft				2	0	0	0
Hacking/Computer Invasion				0	0	0	0
Robbery				0	0	0	0
Pocket-picking				0	0	0	0
Purse-snatching				0	0	0	0
Shoplifting				0	0	0	0
Theft From Building				0	0	0	0
Theft From Coin Operated Machine or Device				0	0	0	0
Theft From Motor Vehicle				0	0	0	0
Theft of Motor Vehicle Parts/Accessories				0	0	0	0
All Other Larceny				2	2	1	1
Motor Vehicle Theft				0	0	0	0
Stolen Property Offenses				0	0	0	0
Crimes Against Society							
Drug/Narcotic Violations				0	0	0	0
Drug Equipment Violations				1	1	0	1
Betting/Wagering				0	0	0	0
Operating/Promoting/Assisting Gambling				0	0	0	0
Gambling Equipment Violations				0	0	0	0
Sports Tampering				0	0	0	0
Pornography/Obscene Material				0	0	0	0
Prostitution				0	0	0	0
Assisting or Promoting Prostitution				0	0	0	0
Purchasing Prostitution				0	0	0	0
Weapon Law Violations				0	0	0	0
Animal Cruelty				0	0	0	0
Total Group A Offenses				10	6	3	5

NIBRS OFFENSE DEFINITIONS

NATIONAL INCIDENT-BASED CRIME REPORTING OFFENSE DEFINITIONS

Offenses in National Incident-Base Reporting System are divided into two groups designated as Group A and Group B crimes. Information on the number of Group A offenses known to law enforcement, the number cleared by arrest or exceptional means, and the number of persons arrested is reported monthly. Arrest data are reported for Group A and Group B offenses.

NOTE: The classifications of these offenses for NIBRS reporting purposes as of 2020 are based on law enforcement investigation as opposed to determination by a court, medical examiner, jury, or other judicial hearing.

GROUP 'A' OFFENSES:

ANIMAL CRUELTY

Offense Code **720** (Crimes Against Society)

Intentionally, knowingly, or recklessly taking an action that mistreats or kills any animal without just cause, such as torturing, tormenting, mutilation, maiming, poisoning, or abandonment. Included are instances of duty to provide care, e.g., shelter, food, water, care if sick or injured; transporting or confining an animal in a manner likely to cause injury or death; causing an animal to fight with another; inflicting excessive or repeated unnecessary pain or suffering, e.g., uses objects to beat or injure an animal. This definition does not include proper maintenance of animals for show or sport; use of animals for food, lawful hunting, fishing or trapping.

ARSON

Offense Code **200** (Crimes Against Property)

To unlawfully and intentionally damage, or attempt to damage, any real or personal property by fire or incendiary device.

ASSAULT – AGGRAVATED

Offense Code **13A** (Crimes Against Persons)

An unlawful attack by one person upon another wherein the offender uses or displays a weapon in a threatening manner, or the victim suffers obvious severe or aggravated bodily injury involving apparent broken bones, loss of teeth, possible internal injury, severe laceration, or loss of consciousness.

ASSAULT – SIMPLE

Offense Code **13B** (Crimes Against Persons)

An unlawful physical attack by one person upon another where neither the offender displays a weapon, nor the victim suffers obvious severe or aggravated bodily injury involving apparent broken bones, loss of teeth, possible internal injury, severe laceration, or loss of consciousness.

ASSAULT – INTIMIDATION

Offense Code **13C** (Crimes Against Persons)

To unlawfully place another person in reasonable fear of bodily harm through the use of threatening words and/or other conduct, but without displaying a weapon or subjecting the victim to actual physical attack.

ASSAULT – STALKING

Offense Code **13D** (Crimes Against Persons)

To engage in an intentional pattern of conduct consisting of two or more acts directed at a specific person which frightens, intimidates, or harasses that person, and which serves no legitimate purpose. The course of conduct must be such as would cause a reasonable person to experience fear, intimidation, or harassment.

NOTE: By definition there are no “attempted” assaults, only completed assaults.

BRIBERY (Except Sports Bribery)

Offense Code **510** (Crimes Against Property)

The offering, giving, receiving or soliciting of anything of value (i.e., a bribe, gratuity, or kickback) to sway the judgment or action of a person in a position of trust or influence.

BURGLARY/BREAKING AND ENTERING

Offense Code **220** (Crimes Against Property)

The unlawful entry into a building or other structure with the intent to commit a felony or a theft.

When a hotel, motel, inn or other temporary lodging, or a rental storage facility is burglarized, the number of premises (e.g., rooms, suites, units, storage compartments, etc.) entered must be reported.

Incidental damage resulting from a burglary may be reported under the offense category “Destruction/Damage/Vandalism” if the damage is “substantial”.

COUNTERFEITING/FORGERY

Offense Code **250** (Crimes Against Property)

The altering, copying, or imitation of something, without authority or right, with the intent to deceive or defraud by passing the copy or thing altered or imitated as that which is original or genuine; or the selling, buying, or possession of an altered, copied, or imitated thing with the intent to deceive or defraud.

DESTRUCTION/DAMAGE/VANDALISM OF PROPERTY

Offense Code **290** (Crimes Against Property)

To willfully or maliciously destroy, damage, deface, or otherwise injure real or personal property without the consent of the owner or the person having custody or control of it.

Damage that is incidental to the commission of another offense may be reported separately if the damage is “substantial”, except the incidental damage caused by fighting a fire caused by an arson offense should be indicated as part of the loss caused by burning.

DRUG/NARCOTIC VIOLATIONS (Except “DUI)

Offense Code **35A** (Crimes Against Society)

The unlawful cultivation, manufacture, distribution, sale, purchase, use, possession, transportation or importation of any controlled drug or narcotic substance.

DRUG EQUIPMENT VIOLATIONS

Offense Code **35B** (Crimes Against Society)

The unlawful manufacture, sale, purchase, possession, or transportation of equipment or devices utilized in preparing or using drugs or narcotics

EMBEZZLEMENT

Offense Code **270** (Crimes Against Property)

The unlawful misappropriation by an offender to his/her own use or purpose of money, property, or some other thing of value entrusted to his/her care, custody or control.

EXTORTION/BLACKMAIL

Offense Code **210** (Crimes Against Property)

To unlawfully obtain money, property, or any other thing of value, either tangible or intangible, through the use or threat of force, misuse of authority, threat of criminal prosecution, threat of destruction of reputation or social standing, or through other coercive means.

FRAUD – FALSE PRETENSES/SWINDLE/CONFIDENCE GAME

Offense Code **26A** (Crimes Against Property)

The intentional misrepresentation of existing fact or condition, or the use of some other deceptive scheme or device, to obtain money, goods, or other things of value.

FRAUD – CREDIT CARD/AUTOMATIC TELLER MACHINE FRAUD

Offense Code **26B** (Crimes Against Property)

The unlawful use of a credit (or debit) card or automatic teller machine for fraudulent purposes.

FRAUD – IMPERSONATION

Offense Code **26C** (Crimes Against Property)

Falsely representing one's identity or position, and acting in the character or position thus unlawfully assumed, to deceive others and thereby gain a profit or advantage, enjoy some right or privilege, or subject another person or entity to an expense, charge, or liability that would not have otherwise been incurred.

FRAUD – WELFARE FRAUD

Offense Code **26D** (Crimes Against Property)

The use of deceitful statements, practices, or devices to unlawfully obtain welfare benefits.

FRAUD – WIRE FRAUD

Offense Code **26E** (Crimes Against Property)

The use of an electric or electronic communications facility to intentionally transmit a false and/or deceptive message in furtherance of a fraudulent activity.

FRAUD – IDENTITY THEFT

Offense Code **26F** (Crime Against Property)

Wrongfully obtaining and using another person's personal data (e.g., name, date of birth, Social Security Number, driver's license number, credit card number).

FRAUD – HACKING/COMPUTER INVASION

Offense Code **26G** (Crime Against Property)

Wrongfully gaining access to another person's or institution's computer software, hardware, or network without authorized permissions or security clearances.

GAMBLING – BETTING/WAGERING

Offense Code **39A** (Crimes Against Society)

To unlawfully stake money or something else of value on the happening of an uncertain event or on the ascertainment of a fact in dispute.

GAMBLING – OPERATING/PROMOTING/ASSISTING GAMBLING

Offense Code **39B** (Crimes Against Society)

To unlawfully operate, promote, or assist in the operation of a game of chance, lottery, or other gambling activity.

GAMBLING – GAMBLING EQUIPMENT VIOLATIONS

Offense Code **39C** (Crimes Against Society)

To unlawfully manufacture, sell, buy, possess, or transport equipment, devices, and/or goods used for gambling purposes.

GAMBLING – SPORTS TAMPERING

Offense Code **39D** (Crimes Against Society)

To unlawfully alter, meddle in, or otherwise interfere with a sporting contest or event for the purpose of gaining a gambling advantage.

HOMICIDE – MURDER AND NON-NEGLIGENT MANSLAUGHTER

Offense Code **09A** (Crimes Against Persons)

The willful (non-negligent) killing of one human being by another.

“Assault to Murder” and Attempted Murder” are to be reported as Aggravated Assault.

HOMICIDE – NEGLIGENT MANSLAUGHTER

Offense Code **09B** (Crimes Against Persons)

The killing of another person through negligence. The offense does not include “Vehicular Manslaughter” which is reportable as offense 09E.

HUMAN TRAFFICKING – COMMERCIAL SEX ACTS

Offense Code **64A** (Crime Against Person)

Inducing a person by force, fraud, or coercion to participate in commercial sex acts, or in which the person induced to perform such act(s) has not attained 18 years of age.

HUMAN TRAFFICKING – INVOLUNTARY SERVITUDE

Offense Code **64B** (Crime Against Person)

The obtaining of a person(s) through recruitment, harboring, transportation, or provision, and subjecting such persons by force, fraud, or coercion into involuntary servitude, peonage, debt bondage, or slavery (not to include commercial sex acts).

KIDNAPPING/ABDUCTION

Offense Code **100** (Crimes Against Persons)

The unlawful seizure, transportation, and/or detention of a person against his/her will, or of a minor without the consent of his/her custodial parent(s) or legal guardian(s).

LARCENY/THEFT – POCKET-PICKING

Offense Code **23A** (Crimes Against Property)

The theft of articles from another person's physical possession by stealth where the victim usually does not become immediately aware of the theft.

LARCENY/THEFT – PURSE-SNATCHING

Offense Code **23B** (Crimes Against Property)

The grabbing or snatching of a purse, handbag, etc., from the physical possession of another person.

LARCENY/THEFT – SHOPLIFTING

Offense Code **23C** (Crimes Against Property)

The theft, by someone other than an employee of the victim, of goods or merchandise exposed for sale.

LARCENY/THEFT – THEFT FROM BUILDING

Offense Code **23D** (Crimes Against Property)

A theft from within a building which is either open to the general public or to which the offender has legal access.

LARCENY/THEFT – THEFT FROM COIN-OPERATED MACHINE OR DEVICE

Offense Code **23E** (Crimes Against Property)

A theft from a machine or device that is operated or activated by the use of coins.

LARCENY/THEFT – THEFT FROM MOTOR VEHICLE

Offense Code **23F** (Crimes Against Property)

The theft of articles from a motor vehicle, whether locked or unlocked. (Except "Theft of Motor Vehicle. Parts or Accessories")

LARCENY/THEFT – THEFT OF MOTOR VEHICLE PARTS OR ACCESSORIES

Offense Code **23G** (Crimes Against Property)

The theft of any part or accessory affixed to the interior or exterior of a motor vehicle in a manner which would make the item an attachment of the vehicle or necessary for its operation.

LARCENY/THEFT – ALL OTHER LARCENY

Offense Code **23H** (Crimes Against Property)

All thefts that do not fit any of the definitions of the specific subcategories of Larceny/Theft listed above.

This subcategory includes thefts from fenced enclosures, boats and airplanes. Thefts of animals, lawn mowers, lawn furniture, hand tools, and farm and construction equipment are also included where no break-in of a structure is involved.

MOTOR VEHICLE THEFT

Offense Code **240** (Crimes Against Property)

The theft of a motor vehicle, including automobiles, buses, recreational vehicles, trucks, and other motor vehicles.

PORNOGRAPHY/OBSCENE MATERIAL

Offense Code **370** (Crimes Against Society)

The violation of laws or ordinances prohibiting the manufacture, publishing, sale, purchase, or possession of sexually explicit material, e.g., literature, photographs, etc.

PROSTITUTION

Offense Code **40A** (Crimes Against Society)

To unlawfully engage in sexual relations for profit.

PROSTITUTION – ASSISTING OR PROMOTING

Offense Code **40B** (Crimes Against Society)

To solicit customers or transport persons for prostitution purposes; to own, manage, or operate a dwelling or other establishment for the purpose of providing a place where prostitution is performed; or to otherwise assist or promote prostitution.

PROSTITUTION – PURCHASING

Offense Code **40C** (Crime Against Society)

To purchase or trade anything of value for commercial sex acts.

ROBBERY

Offense Code **120** (Crimes Against Property)

The taking or attempting to take anything of value under confrontational circumstances from the control, custody, or care of another person by force or threat of force or violence and/or by putting the victim in fear of immediate harm.

Because some type of assault is an element of the crime of Robbery, an assault should not be reported as a separate crime as long as it was performed in furtherance of the robbery. However, if the injury results in death, a Homicide Offense must also be reported.

In a bank robbery, the primary victim would be the “Financial Institution,” but the teller toward whom the robber pointed the gun and made a demand should also be reported as a victim.

SEX OFFENSES – RAPE (Except “Statutory Rape”)

Offense Code **11A** (Crimes Against Persons)

The carnal knowledge of a person, without the consent of the victim, including instances where the victim is incapable of giving consent because of his/her age or because of his/her temporary or permanent mental or physical incapacity.

SEX OFFENSES – SODOMY

Offense Code **11B** (Crimes Against Persons)

Oral or anal sexual intercourse with another person, without the consent of the victim, including instances where the victim is incapable of giving consent because of his/her age or because of his/her temporary or permanent mental or physical incapacity.
(This includes members of the same sex.)

SEX OFFENSES – SEXUAL ASSAULT WITH AN OBJECT

Offense Code **11C** (Crimes Against Persons)

To use an object or instrument to unlawfully penetrate, however slightly, the genital or anal opening of the body of another person, without the consent of the victim, including instances where the victim is incapable of giving consent because of his/her age or because of his/her temporary or permanent mental or physical incapacity.

SEX OFFENSES – FONDLING

Offense Code **11D** (Crimes Against Persons)

The touching of the private body parts of another person for the purpose of sexual gratification, without consent of the victim including instances where the victim is incapable of giving consent because of his/her age or because of his/her temporary or permanent mental or physical incapacity.

SEX OFFENSES, NON-FORCIBLE – INCEST

Offense Code **36A** (Crimes Against Persons)

Non-forcible sexual intercourse between persons who are related to each other within the degrees wherein marriage is prohibited by law.

SEX OFFENSES, NON-FORCIBLE – STATUTORY RAPE

Offense Code **36B** (Crimes Against Persons)

Non-forcible sexual intercourse with a person who is under the statutory age of consent.

“With the consent of the victim” is an element of Statutory Rape. In addition, there is no force or coercion used in Statutory Rape; the act is not an attack.

STOLEN PROPERTY OFFENSES

Offense Code **280** (Crimes Against Property)

Receiving, buying, selling, possessing, concealing, or transporting any property with the knowledge that it has been unlawfully taken, as by Burglary, Embezzlement, Fraud, Larceny/Theft, Robbery, etc.

WEAPON LAW VIOLATIONS

Offense Code **520** (Crimes Against Society)

The violation of laws or ordinances prohibiting the manufacture, sale, purchase, transportation, possession, concealment, or use of firearms, cutting instruments, explosives, incendiary devices or other deadly weapons.

GROUP ‘B’ OFFENSES:

BAD CHECKS*

Offense Code **90A** (Crimes Against Property)

Knowingly and intentionally writing and/or negotiating checks drawn against insufficient or nonexistent funds. (Except counterfeited or forged checks)

CURFEW/LOITERING/VAGRANCY

Offense Code **90B** (Crimes Against Society)

The violation of a court order, regulation, ordinance, or law requiring the withdrawal of persons from the streets of other specified areas; prohibiting persons from remaining in an area or place in an idle or aimless manner; or prohibiting persons from going from place to place without visible means of support.

DISORDERLY CONDUCT

Offense Code **90C** (Crimes Against Society)

Any behavior that tends to disturb the public peace or decorum, scandalizes the community, or shock the public sense of morality.

DRIVING UNDER THE INFLUENCE

Offense Code **90D** (Crimes Against Society)

Driving or operating a motor vehicle or common carrier while mentally or physically impaired as the result of consuming an alcoholic beverage or using a drug or narcotic. This offense includes being in “Actual Physical Control.”

DRUNKENNESS (Except DUI)*

Offense Code **90E** (This is not a crime.)

To drink alcoholic beverages to the extent that one’s mental faculties and physical coordination are substantially impaired.

FAMILY OFFENSE, NON-VIOLENT

Offense Code **90F** (Crimes Against Persons and Society)

Unlawful, nonviolent acts by a family member (or legal guardian) that threaten the physical, mental, or economic well-being or morals of another family member, and that are not classifiable as other offenses, such as Assault, Incest, Statutory Rape, etc.

This offense includes: Abandonment; Desertion; Neglect; Nonsupport; Nonviolent Abuse; or Non-Violent Cruelty to other family members. It also includes the nonpayment of court-ordered alimony, as long as it is not considered Contempt of Court within the reporting jurisdiction. Do not include victims of these offenses who are taken into custody for their own protection.

LIQUOR LAW VIOLATIONS (Except DUI and Drunkenness)

Offense Code **90G** (Crimes Against Society)

The violation of laws or ordinances prohibiting the manufacture, sale, purchase, transportation, possession, or use of alcoholic beverages.

PEEPING TOM*

Offense Code **90H** (Crimes Against Society)

To secretly look through a window, doorway, keyhole, or other aperture for the purpose of voyeurism.

TRESPASS ON REAL PROPERTY

Offense Code **90J** (Crimes Against Society)

To unlawfully enter land, a dwelling, or other real property.

ALL OTHER OFFENSES

Offense Code **90Z** (Crimes Against Persons, Property and Society)

All crimes that are not Group A offenses and not included in one of the specifically named Group B crime categories listed above.

Traffic offenses, except for Hit and Run, are excluded.

*Not reportable by FBI/ND in 2022.

**FULL-TIME LAW
ENFORCEMENT EMPLOYEES**

**NUMBER OF FULL-TIME LAW ENFORCEMENT EMPLOYEES
REPORTED BY UCR AGENCIES
AS OF OCTOBER 31, 2023**

Agency	Law Enforcement Officers		Civilian Personnel		Total Full-Time			Population
	Male	Female	Male	Female	Male	Female	Total	
Adams SO	4	0	0	1	4	1	5	2,092
Barnes SO	8	1	7	4	15	5	20	4,218
Valley City PD	11	0	0	2	11	2	13	6,558
Benson SO	3	0	0	0	3	0	3	5,725
Billings SO	7	0	0	0	7	0	7	942
Medora PD	3	0	0	0	3	0	3	127
Bottineau SO	10	2	5	10	15	12	27	6,409
Bowman SO	4	0	0	1	4	1	5	1,462
Bowman PD	4	0	0	0	4	0	4	1,404
Burke SO	5	0	0	0	5	0	5	1,770
Powers Lake PD	1	0	0	0	1	0	1	371
Burleigh SO	56	2	2	8	58	10	68	20,993
Bismarck PD	111	13	11	19	122	32	154	74,802
Lincoln PD	5	3	0	0	5	3	8	4,402
Bismarck State PD*								
Cass SO	91	20	29	29	120	49	169	23,105
Fargo PD	148	29	2	17	150	46	196	134,268
West Fargo PD	59	9	1	13	60	22	82	40,541
NDSU PD*								
Cavalier SO	7	0	1	5	8	5	13	3,570
Dickey SO	3	0	0	1	3	1	4	2,079
Ellendale PD	2	0	0	0	2	0	2	1,090
Oakes PD	4	0	0	0	4	0	4	1,758
Divide SO	4	0	0	1	4	1	5	2,187
Dunn SO	22	0	0	2	22	2	24	3,105
Killdeer PD	6	0	0	0	6	0	6	891
Eddy SO	4	0	0	1	4	1	5	2,324
Emmons SO	4	0	0	1	4	1	5	3,248
Foster SO	3	0	0	0	3	0	3	1,352
Carrington PD	3	0	0	0	3	0	3	2,040
Golden Valley SO	4	0	0	1	4	1	5	1,766
Grand Forks SO	30	2	0	6	30	8	38	11,583
Grand Forks PD	86	12	10	6	96	18	114	58,470
Northwood PD	1	0	0	0	1	0	1	930
Emerado PD	1	0	0	0	1	0	1	437
Thompson PD	1	0	0	0	1	0	1	1,054
UND PD*								
Grant SO	4	2	0	0	4	2	6	2,234
Griggs SO	3	0	0	1	3	1	4	2,243
Hettinger SO	4	2	0	0	4	2	6	2,390
Kidder SO	1	1	0	1	1	2	3	1,742
Steele PD	1	0	0	0	1	0	1	668
Lamoure SO	3	0	0	1	3	1	4	3,359
Lamoure PD	1	0	0	0	1	0	1	762
Logan SO	3	0	0	0	3	0	3	1,124
Napoleon PD								725
McHenry SO	7	1	0	0	7	1	8	5,158
McIntosh SO	3	0	0	0	3	0	3	1,639
Wishek PD	1	1	0	0	1	1	2	832
McKenzie SO	33	6	2	17	35	23	58	7,863
Watford City PD	18	8	1	5	19	13	32	5,716
McLean SO	25	2	9	7	34	9	43	8,448
Garrison PD	2	0	0	0	2	0	2	1,467
Mercer SO	13	2	5	9	18	11	29	3,055
Beulah PD	5	0	0	1	5	1	6	3,039
Hazen PD	3	1	0	0	3	1	4	2,280
Morton SO	33	3	2	5	35	8	43	9,484
Mandan PD	33	5	3	4	36	9	45	24,621

* Included in City's Population

Agency	Law Enforcement Officers		Civilian Personnel		Total Full-Time			Population
	Male	Female	Male	Female	Male	Female	Total	
Mountrail SO	10	2	3	9	13	11	24	4,391
New Town PD	3	2	0	1	3	3	6	2,584
Stanley PD	4	2	0	0	4	2	6	2,119
Nelson SO	3	2	0	1	3	3	6	3,013
Oliver SO	4	0	0	0	4	0	4	1,861
Pembina SO	10	1	0	0	10	1	11	4,792
Drayton PD	1	0	0	0	1	0	1	741
Cavalier PD	3	0	0	0	3	0	3	1,239
Pierce SO	5	0	15	13	20	13	33	1,481
Rugby PD	4	1	0	0	4	1	5	2,471
Ramsey SO	8	1	0	1	8	2	10	4,395
Devils Lake PD	17	3	1	1	18	4	22	7,157
Ransom SO	5	0	0	1	5	1	6	3,470
Lisbon PD	4	0	0	0	4	0	4	2,177
Renville SO	5	2	0	0	5	2	7	2,207
Richland SO	13	3	7	13	20	16	36	8,687
Wahpeton PD	14	3	0	2	14	5	19	8,015
NDSCS PD*								
Rolette SO	9	0	0	0	9	0	9	9,617
Dunseith PD	2	0	0	0	2	0	2	615
Rolla PD	2	1	0	0	2	1	3	1,174
Rolette PD								466
Sargent SO	5	0	0	1	5	1	6	3,797
Sheridan SO	3	0	0	1	3	1	4	1,317
Sioux SO	1	0	0	0	1	0	1	3,650
Slope SO	1	0	0	0	1	0	1	665
Stark SO	24	4	0	5	24	9	33	7,912
Dickinson PD	34	7	2	21	36	28	64	24,577
Steele SO	3	0	0	0	3	0	3	1,799
Stutsman SO	10	2	0	2	10	4	14	5,852
Jamestown PD	25	3	0	4	25	7	32	15,724
Towner SO	4	1	0	1	4	2	6	2,036
Traill SO	6	1	0	2	6	3	9	7,989
Walsh SO	12	2	6	3	18	5	23	6,353
Grafton PD	8	0	0	1	8	1	9	4,102
Ward SO	32	6	21	30	53	36	89	17,199
Kenmare PD	2	0	0	0	2	0	2	916
Minot PD	61	15	2	25	63	40	103	47,452
Burlington PD	3	0	0	0	3	0	3	1,297
Surrey PD	1	2	0	0	1	2	3	1,412
Berthold PD	1	0	0	0	1	0	1	466
Wells SO	2	0	0	1	2	1	3	2,319
Harvey PD	2	0	0	0	2	0	2	1,613
Williams SO	43	5	15	35	58	40	98	8,280
Tioga PD	4	1	0	1	4	2	6	1,964
Williston PD	65	8	3	13	68	21	89	25,964
Ray PD	1	0	0	0	1	0	1	677
Highway Patrol	150	7	11	22	161	29	190	
Total	1,540	214	176	389	1,716	603	2,319	783,926

* Included in City's Population