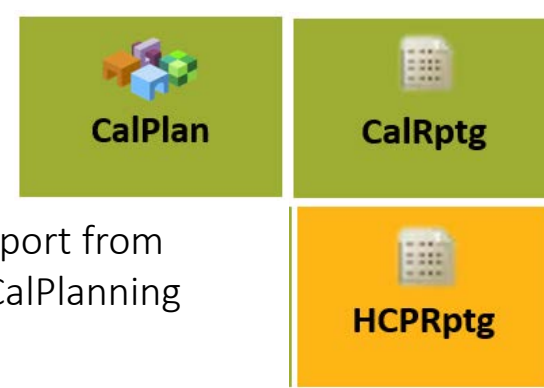
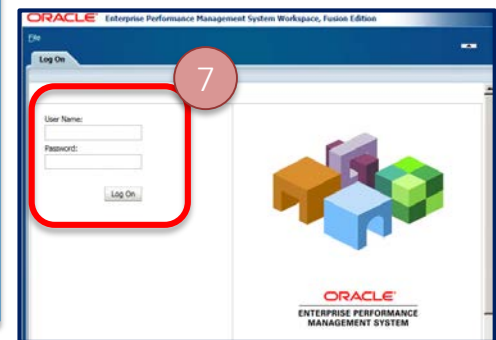
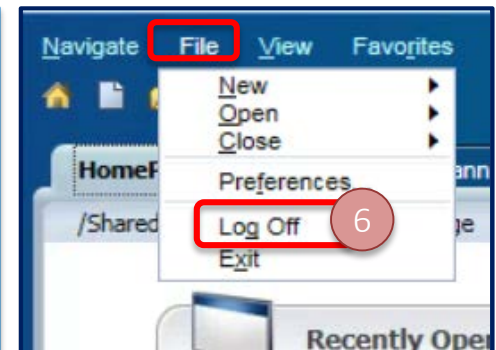
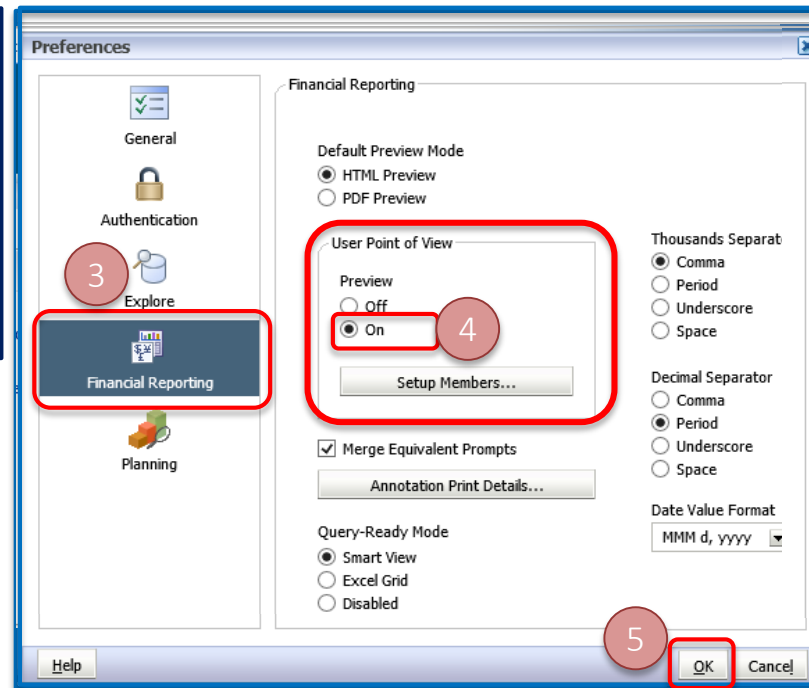
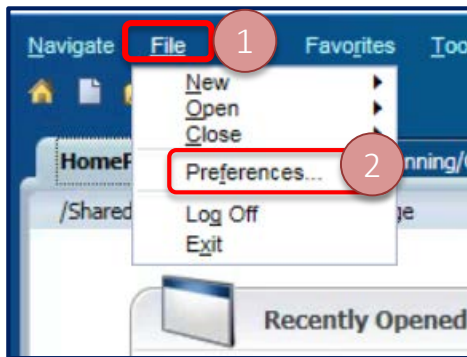


CalPlanning: Enabling Reporting POV Preview Updating Your Reporting Preferences



As of 2/21/18, to enable the **POV Preview Box** to display when running a report from the CalPlan, CalRptg and HCPRptg repositories you will need to set your CalPlanning preferences as shown here:

- From the CalPlanning **Navigate** toolbar select **File -> Preferences**
- From the **Preferences** left-hand navigation pane select **Financial Reporting**
- From the **User Point of View** set **Preview** to **On** and select **OK**
- **Log out** of the **CalPlanning Workspace** and **log** back in to apply setting



Once enabled the **POV Preview** setting will persist.