



Sign Up/In with USCGAUX

Job Aide





Sign Up/In with USCGAUX

- **First: What Sign-In do I use?**
- **If you see this, use the **New** Sign-In:**
Used For: NTC, Moodle Online Classroom, Aux Officer, AAMS



- **If you see this use, the Member Zone Sign-In:**
Used For: Wow, Certificates & Awards, Web Forms, Proctors





MEMBER ZONE	
Member ID:	<input type="text"/>
Password:	<input type="password"/>
<input type="button" value="LOG IN"/>	





Sign Up/In with USCGAUX

- What Sign-In do I use - Part 2

System	Login/username format	Primary Applications / Systems
AUXDATA II 	memberid@uscg.aux	Auxiliary database, patrol orders, activity logs, facility inspections
USCGAUX 	memberid	Aux Directory, Aux Online Classroom, NTC, AAMS
Member Zone 	memberid	National, District, Division and Flotilla WOW websites
Auxiliary Learning Management System 	Primary email address	Auxiliary Learning Management System (AUXLMS)





Sign Up/In with USCGAUX

- Next: Sign Up
- Click the **New** Sign-In Button:



- Click the Sign-Up Link:

A screenshot of a web form titled 'Sign Up/In with USCGAUX'. The form has a white background and a blue header with the USCGAUX logo and title. Below the header, there is a paragraph: 'If this is your first time, click Sign up below. Always use your Member ID as your Username.' Underneath is the text 'Sign in with your username and password'. There are two input fields: 'Username' with the value '3008868' and 'Password' with a masked value '*****'. Below the password field is a link 'Forgot your password?'. At the bottom is a blue 'Sign in' button. Below the button is the text 'Need an account? Sign up' with a red arrow pointing to the right.

To Sign up for a new account, you click this Sign Up Link



Sign Up/In with USCGAUX

- Sign Up – Part 2
- Enter Member ID, Email Address, and a Complex Password

Sign Up/In with USCGAUX

If this is your first time, click Sign up below.
Always use your **Member ID** as your Username.

Sign up with a new account

Username

Email

Password

Sign up

Already have an account? [Sign in](#)

Then enter just your member ID

Enter your primary email address as listed in AUXDATA II

And then a complex password

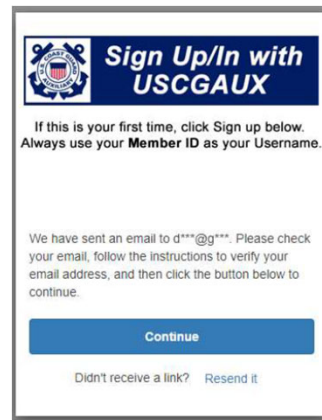
And Finally the Sign up button



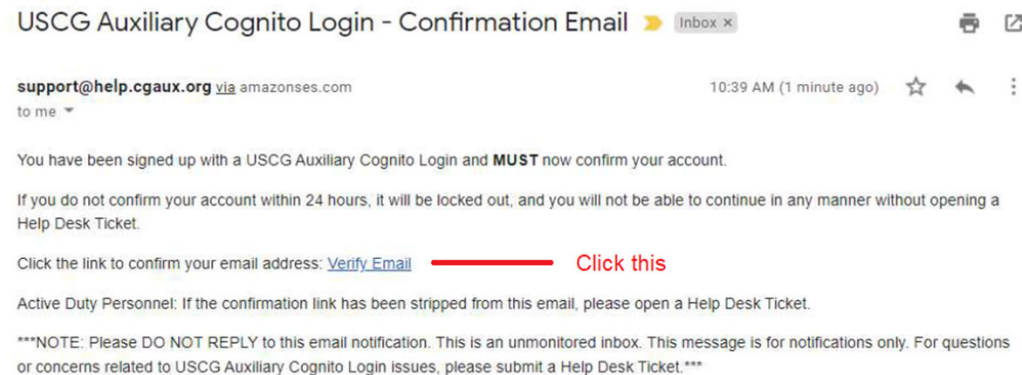


Sign Up/In with USCGAUX

- **Next: Confirm Your Email Address**
- **Wait Here until the Confirmation Email Arrives:**




- **Then Click the Verify Email Link:**





Sign Up/In with USCGAUX

- **Finally: Then Sign-In**
- **That's it! Now just sign in:**

 **Sign Up/In with USCGAUX**

If this is your first time, click Sign up below.
Always use your **Member ID** as your Username.

Sign in with your username and password

Username

Password

[Forgot your password?](#)

Sign in

Need an account? [Sign up](#)

Just enter your member number

Enter the password that you created, when you opened your account.

Then Click Sign In



Sign Up/In with USCGAUX

- **Frequently Asked Questions:**

What about AUXDATA II, can I use this for AUXDATA II?

No, Auxdata II will continue to function as a separate system, and have a separate login and password.

Why so many different logins?

Ultimately, we will be eliminating all other logins, except AUXDATA II. But we can't do that all on one day, so we have to phase it in.

I didn't know this was coming, why didn't you tell me?

An Auxiliary wide email (an L2 email), went out on 7-July-2022. Additionally, an L2 email went out in January when we started this Sign In System on the Moodle Online Classroom. We already had 4,200 members using this Sign In System by the July change.

What happens if I don't remember my password?

You'll just click the "Forgot Your Password" link on the sign in screen, and follow the prompts (see graphic of where to click below).

If you don't remember your password, you can click 'Forgot Your Password'

What if I don't receive the confirmation email?

Double check your spam, social, and junk mail folders.

How can I ensure that I receive the confirmation email?

Create an Address Book Entry / Contact Card for support@help.cgaux.org. Almost every email provider skips the Spam filters if you have a Contact in your address book.

Add the help.cgaux.org domain to your safe senders list.

Contact your email ISP, and ask them to help you do this, or to run message tracking on your mailbox.





Sign Up/In with USCGAUX

- **Additional Resources**
- **Instructional Video:**
<https://cdir-ce-public-content-east.s3.amazonaws.com/cognito/SignUpInwithUSCGAUX.mp4>
- **Help Desk Tickets:**
<http://help.cgaux.org/>

