



Welcome to Ag@School!

Class sets of this magazine, aimed primarily at 4th grade level, are **FREE** to subscribing Washington teachers. Instructions for subscribing are on Page 6.

This is the last of three issues for 2021-2022. **Your subscription for next year will NOT be automatically renewed.** We need to hear from you that you would like to continue receiving the subscription. **PLEASE RENEW NOW** for next school year, and **NO LATER** than mid-September to insure you receive the 1st issue!. Renew at www.waic.net under subscription button!

Produced by Washington Ag in the Classroom, Ag@School is designed to help teachers meet student educational goals as well as develop agricultural literacy.

This issue is designed to help students understand:

- farmers and ranchers are caretakers for soil and water resources, so every day is Earth Day for them, not just one day a year
- what the term “sustainable agriculture” means
- the water cycle and soil components
- the importance of ruminant animals
- the role of agriculture in the conservation of our natural resources and its importance to the industry
- the economic and environmental impact of various agricultural commodities in Washington

Teacher Guide

- Reproducible activities in the teacher guide expand on concepts covered in the magazine.

Why Agricultural Literacy?

Agriculture is society’s lifeline and an integral part of our heritage. Unfortunately as our country moved from agrarian to urban, people lost contact with the main industry necessary for survival—food production. America’s largest industry has dropped from public discourse except for the occasional media splash. Yet we all eat, and it is important that we have an understanding of where our food is produced and who we depend upon to deliver it to our tables.

Less than 2% of the US population is involved in agriculture production (farming) yet 24 million American jobs are dependent upon it. Agriculture is more than working the land and tending the animals. This huge industry—production, processing, transportation, and

marketing—generates billions of dollars each year. Agriculture is vital to national security, a stable economy, and the US trade balance.

Why Agriculture?

Teaching about agriculture is an ideal way for students to make real-life connections to science, math, and social studies concepts. Agriculture is relevant because students encounter it daily. Who doesn’t enjoy talking about food? Nearly everything we eat, wear, use- even some fuel that powers cars and buses, comes from plants and animals grown on farms. Agriculture provides perfect real-world connections to STEM and makes learning relevant to students.

Helping students understand the farm-to-table connection is important in our consumer-driven society. Teaching students to be agriculturally literate connects their learning to everyday life.

Browse the Matrix!

Visit our website at <http://www.waic.net> and browse the National Ag in the Classroom link to the Curriculum Matrix.

The Agricultural Literacy Curriculum Matrix is an online, searchable, and standards-based curriculum map for K-12 teachers. The Matrix contextualizes national education standards in science, social studies, and nutrition education with relevant instructional resources linked to Common Core Standards.



Search our instructional, classroom ready resources now! After you find what you need, consider storing them in your personal binder — MyBinder! Create a MyBinder profile now, or login.

Vocabulary Words

Each issue will introduce several words that may be unfamiliar to students. These words will appear in **bold** type the first time they are used.

Words in the this issue include:

stewardship, sustainable agriculture, topsoil, stone fruits, conventional agriculture, organic agriculture, soils, humus, grazing, erosion, conservation tillage, water cycle, condensation, evaporation, groundwater, percolation, precipitation, transpiration, pest, pesticide, integrated pest management (IPM), weed, ruminants.

Definitions can be found scattered throughout the magazine.

Ag@School Funding

Many businesses, organizations, public agencies and individuals contribute money and time to providing you this magazine at no cost. They are listed on Pages 5 and 6 along with a suggested activity for research and writing letters of thanks. We suggest using the activity as a small group project both for internet research practice and, of course, letter writing experience.

Standards Alignment

This publication is aligned with 4th grade standards for Washington state students

Social Studies EARLS (Essential Academic Learning Requirement) –

Economics 2.2.1, 2.4.1

Geography 3.1.2

Common Core State Standards (CCSS)

Reading –

Questioning, Inference, and Interpretation - RI.4.1, Themes and Central Ideas –RI.4.2

Connections – RI.4.3, Academic vocabulary RI.4.4, Text Structures and Features – RI.4.5, Points of View/Purpose – RI.4.6,

Visual/Auditory Media and Information Sources – RI.4.7, Augment and Reasoning – RI.4.8, Fluency – RF.4.4a.

Writing –

Argumentative- W.4.1b, Informative/Explanatory – W.4.2, Narrative – W.4.3, Task, Purpose and Audience –W.4.4 , Technology –W.4.6, Research – W.4.7, Access and Organize Information – W.4.8.

Speaking and Listening –

Collaborative discussions – SL.4.1, Evaluate Presented Information – SL.4.2, SL.4.3

Language –

Language conventions – L.4.3

Reference materials – L.4.5c

Math –

Multiplication and Division - 4.NBT.B.5, Measurement – 4.MD.A.2

Science (Next Generation Science Standards -NGSS):

Energy 4-ESS3-1, Structure, Function and Information Processing – 4-LS1-1, Earth and Human Activity 4-ESS3, Engineering Design 3-5-ETS1-1.

Cover – Protecting Agriculture's Resources

Background:

Cultural practices, machinery, and technology in agriculture have advanced in ways that has even amazed farmers. The basic tools of this business have not changed since farming began more than 10,000 years ago. Air, water, soil, and solar energy are essential for plant life,

without which animals and humans could not exist.

Care of these tools is important, possibly more so for agriculture than for any other industry. Agriculture takes this job seriously. Stewardship has advanced as science and technology have progressed. Today's farming is a far cry from that practiced just a few decades ago.

Discussion starters:

1. Using the definition of stewardship, ("management and care of basic tools of a trade") discuss the four basic tools. Brainstorm which of these the farmer can control and why.
2. Discuss the importance of proper care of air, water, and soil and how urban and rural residents might have differing views on the best use of these resources (water for example, farming use vs recreational use).

Answers page 1:

solar energy; 2) soil; 3) water; 4) air

Page 2 – Agriculture Feeds the World Think and Discuss

Discussion starters:

1. *Why are farmers important environmentalists?* It is the right thing to do and they know that they need to care for the land and livestock in order for it to be productive and prosperous in the future. Farmers are "caretakers" of the land. Their livelihood depends on keeping the soil, water, and air clean and healthy.
2. *Talk about the true definition of sustainable agriculture.* What would happen if people could not make a living? If all US farmers went out of business what would replace agriculture on the land? Where would people get their food? How secure would our food supply be if we had to rely on other countries to grow it for us?
3. *How are farmers able to grow more food per acre?* By using science and technology farmers are able to grow more with less. Please visit Vol 19 issue 2 (Technology issue) to re-visit the many ways farmers use and apply science and technology to farming practices.
4. Discuss the importance of proper care of air, water, and soil and how urban and rural residents might have differing views on the best use of these resources (water for example, farming use vs recreational use).

Page 2 – "Fruitful State" answers

1. Apple Capital of the World
2. Eastern WA has less precipitation (and irrigation is controlled water application)
3. $9600 \times 8070 = 77,472,000 \#$ or 38,736 tons (2000 lbs in a ton)
4. Whole grapes have more fiber than juice; both juice and whole grapes are much superior nutritionally than sugar-packed jelly

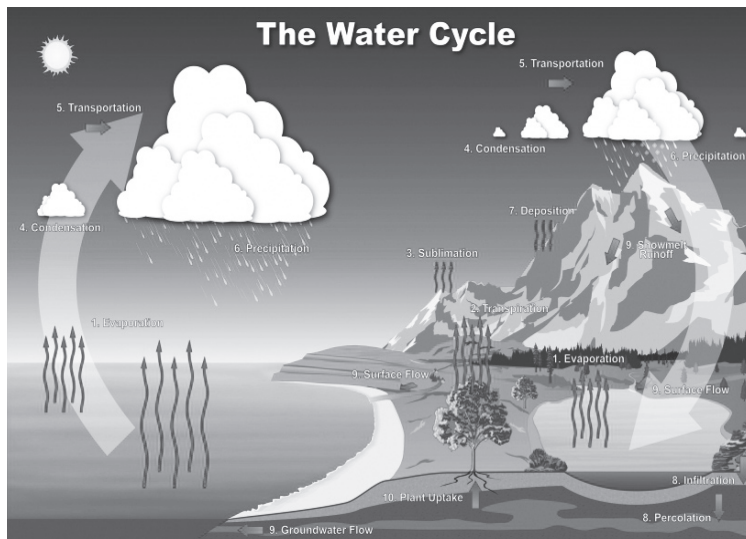
Page 3 – Sustainable Agriculture

Discussion starters:

- **Why are farmers our most important environmentalists?** (Because they manage such a large amount of land—over 46% nationally and they know that caring for the land means having the resource in the future.)
- **Why must farmers make a profit?** (Farmers are self-employed, so when they sell their crops and animals, that money is used for paying their expenses, investing in their business, and is also their paycheck to pay for their own personal expenses like food, clothing, shelter—as well as benefits like vacation time and health insurance. Farmers must earn a profit in order to stay in business.)

Page 4/5 – It all begins with...

The most common material on earth



Discussion starters:

- How is water cleaned through the water cycle (evaporation—also large particle contaminants like silt are trapped in percolation process)
- What impurities might be left behind when water evaporates?
- What can people do to prevent impurities from getting into the water in the first place?

Reinforce that salt water cannot be used for drinking water or to water plants and animals. The amount of water in the world is constant although it changes location and physical form.

Total Water on Earth – Check the Math

Explain to students that the chart on page 5 is a combination of a pie chart and a bar graph. The bar graph is expanding the very thin slices of the pie chart

that represent groundwater and surface water. (In fact, for visual reasons, the surface water portion of the graph is out of scale so that it can even be seen). Students should be impressed by how much of the water is contained in the oceans, and how little of the total is surface water (lakes, rivers, and the atmosphere).

Water in the atmosphere is mostly in the form of water vapor. If it all fell as precipitation at once, the Earth would be covered with only about 1 inch of water. Students should recognize that each zero to the right of a decimal point is also a factor of 10. For instance, if told that all plants and animals contain 0.0001% of the total water, they should reason that the atmosphere contains 10 times as much (0.001%). They should also be able to recognize that 0.001% is the same as 1/1000 of 1%.

Water Cycle Song

(to the tune of “She’ll Be Coming ‘Round the Mountain”)

Water travels in a cycle yes it does,


Water travels in a cycle yes it does,

It goes up as **evaporation**

Forms clouds as **condensation**

And comes down as **precipitation**

Yes it does!



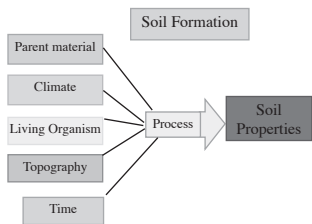
How Is Soil Made: 5 soil forming factors

1. **Parent Material:** Chemical and physical weathering break down rocks over time. The parent material dictates what texture the soil has, whether it is sand, silt, or clay (or a combination). Texture affects the soil’s ability to store water and nutrients, and therefore affects plant growth.
2. **Climate:** The higher the precipitation and temperature, the greater the weathering.

Natural resources fill in the blank answers:

1. Solar energy, 2. soil, 3. Water, 4. Air

3. **Living organisms:** the number of organisms in the soil depends upon the climate. Soils in warmer, moister climates have more microbes. The organisms break down the humus in the soil and turn it into usable nutrients for more plant production. More plant production adds more humus. This increases the soil's nutrient content and water holding capacity.



The Soil is Alive

The soil is home to an incredible number of organisms, most of them so tiny we cannot see them without a microscope.

They decompose organic

matter, take nitrogen from the air and make it available to plants, improve soil structure, and control crop pests. There are all manner of creepy-crawlies---algae, bacteria, rotifers, fungi, protozoa, nematodes, arthropods, earthworms---all part of the soil food web. The human food system would collapse without the complicated food web that exists in the soil. We are totally dependent upon the soil web to provide and maintain the growing environment for larger plants that feed us and the animals we use for food. Farmers understand this delicate balance. They know if they treat the soil well, it will be able to keep giving back...not just for us today, but for future generations too. If microscopes are available for your use, it is well worth the effort to examine soil samples under magnification. Observing this fascinating world may be just the impetus students need to encourage further scientific investigation. There are also short YouTube videos of soil microbes and pond water organisms.

Writing prompts for this issue:

- How would you describe the role of agriculture in managing or taking care of natural resources?
- Persuade the reader that the goal of agriculture should be to grow more food on less land. Give reasons to back up your argument.
- Explain the importance and the process of the water cycle in detail.
- Describe the importance and process of pollination for food production.




Visit
www.waic.net

FOR LINKS TO:

- Lessons • Activities • Information
- Student Websites • and more!

Washington Ag in the Classroom
is your launch pad for information and
activities about all fields of agriculture!

SOIL PROFILE - SERVE EDIBLE DIRT: Explain the significance of each layer.....



Page 8 - Every day is Earth Day!

Discussion starter:

Discuss why every day is Earth Day to a farmer or rancher. Why must he or she take care of natural resources?

Publication and Credits

Ag@School is a publication of Washington Agriculture in the Classroom, a non-profit entity created in 1981 to encourage and help teachers increase agricultural literacy in their students. Both public and private groups including the WA Dept. of Agriculture, WSU, commodity commissions, farm organizations, agri-businesses and individuals, support this mission. Teachers may reproduce any pages for use.

Graphic design is by Mike Hendricks, Hendricks Design. Edited by Kristen Hinton-Vanvalkenburg, Robyn Meenach and Cheryl DeHaan.

Where does your Ag@School magazine come from? Who pays for it?

Lots of people cooperate to distribute this magazine across the state. Washington Ag in the Classroom is the lead organization, but we do not do it alone. All of the following people, businesses, and organizations contribute support. Look through the list. Do you recognize anyone? Pick some of the sponsors to research. Have your students write one or more of them a thank you letter.

2021 & 2022 Washington Ag In the Classroom Sponsors

\$2000 and above

Spokane County Farm Bureau
Northwest Farm Credit Service
King-Pierce Farm Bureau
Washington Wheat Foundation

\$500 - \$1999

Washington Pork Producers
Franklin County Cattlemen's Assoc.
Wilco
Benton County Farm Bureau
Franklin County Farm Bureau/Farm Fair
WA Pulse Crop Dry Pea & Lentil Comm
WA State Fruit Commission/NW Cherries
Washington Cattle Feeders Assoc
Washington Friends of Farms and Forests
Skagit Farmers Supply
Grant County Cattlemens
Grant County Cattlewomen's Assoc
Clark County Dairy Women
Yakima Pomological Club
Okanogan County Cattlewomen
Washington Cattlewomen Association
Washington State Beef Commission
Washington State Hay Growers Association
Whatcom Cty Dairy Women
Lisa Avery
Grebb, Johnson, Reed & Wachsmith, LLP

Denise Peters
Douglas County Assn of Wheat Growers
E.M. Lind
East Hill Grange #786
Glenn Rasmussen, CPA
Grant County Association of Wheat Farmers
H & S Services, Inc.
Heinz & Doris Humann
Kenova Grange # 556
Kittitas County Cattlewomen
Kittitas County Conservation District
Kittitas County Sheep Producers Assoc
Land O' Lakes Inc
Linda & Lynn Henderson
Maplewood Farm
Mary M Brandt
Meenach Farms/Meenach, Hal and Robyn
Meridian Grange #265
Michael & Laura Kitchen
Nancy S Koski
Network for Good
Pacific NorthWest Vegetable Assoc
Pacific NW Canned Pear Service
Shelton Ranch LLC
Siegel, John & Fredricka
Skagit County Cattlemen
Skagit County Farm Bureau
Snake River Pomona Grange #51
Snohomish County Dairy Women
Spectrum Crop Development Corp
Storm Haaven Farm
Susan Kerr
Taylor Ranches
The McGregor Company
Washington Asparagus Commission
Washington Blueberry Comm
Washington Cattlemen's Assoc
Washington Mint Growers Association
Washington State Crop Improvement Assn
Washington State Seed Potato Comm
Whitman County Pomona Grange #2
Yakima County Farm Bureau

Acheson Ranch
Adams County Assn of Wheat Growers
Ag Enterprise Supply, Inc.
Aldrich Proprietorship
Berney Ranch Inc.
Chehalis Livestock Market
Chris Clinesmith
Clallam County Pomona Grange #31
Columbia County Crop Improvement Assn
Columbia Grain
Cridlebaugh Bookkeeping & Tax Services
Curtis & Erika Hennings

Washington Ag In the Classroom Board Members and Staff

Providing Support through Time, Travel, and Financial Donations

Susan Taylor

Linda Henderson

Dr. Susan Kerr, DVM

Robyn Meenach

Cheryl DeHaan

Eileen Owens

Katy Cavanaugh

Judy Hossner – Washington State Grange Representative

Pam Watson – WSU Representative

Chris Mertz – USDA/NASS Representative

Dennis Koong- USDA/NASS Representative

Kristen Hinton-Vanvalkenburg

Board members and friends represent various commodities including beef, dairy, row crops, grain, and canola



Annual Sponsor Levels & Benefits

- | | |
|-------------------------------|---|
| Level 1 - Up to \$100+ | 1 time per year listed as a supporter in the teacher guide of our Ag@School magazine |
| Level 2 - \$250+ | plus listed as a sponsor on our website, social media and printed material acknowledgement |
| Level 3 - \$500+ | plus a link to your website on our website |
| Level 4 - \$1000+ | plus your logo on our website |
| Level 5 - \$2500+ | plus invitation to sponsor an article within an issue of the magazine with your logo by the article |
| Level 6 - \$5000+ | plus be featured in the career corner and company highlight in an issue of Ag@School |
| Level 7 - \$7500+ | plus the opportunity to sponsor a commodity page, special project or concept poster that would be a stand-alone feature |

Subscribe to Ag@School

Class sets of Ag@School are **FREE** to Washington teachers.

To subscribe, log onto www.waic.net and click the subscribe button at the top of the page!

You may also subscribe via postal mail by sending the above information to:

Washington Ag in the Classroom • 975 Carpenter Road NE., Suite 301, Lacey, WA 98516

Subscriptions are not automatically renewed. In the spring and fall issue teachers will be reminded to log onto waic.net and renew their subscription with a few easy clicks and completely a short survey!

Thank you in advance for your feedback.