

Global Database on the Prevalence of Violence against Women

An introduction and how-to guide

Violence against women is a grave human rights violation and public health concern affecting the lives of millions of women, children and families worldwide.

The [WHO Global Database on the Prevalence of Violence against Women](#) is a comprehensive database on the prevalence of the two most common forms of violence against women globally: intimate partner violence, and sexual violence by someone other than a partner – referred to as non-partner sexual violence. It is linked to the largest global study of the prevalence of violence against women and the new global, regional and national prevalence estimates, which WHO, with its UN partners, launched in March 2021.

This interactive data visualization platform presents the first global, regional, and country/area estimates on intimate partner violence, and global and regional estimates on non-partner sexual violence in the United Nations Sustainable Goals era (2015-2030) for 161 countries and areas across the globe. The data platform also presents the data from the 300+ surveys and studies that underpinned the estimates.

Violence Against Women Estimates

Intimate Partner Violence and Non-Partner Sexual Violence

[Introduction](#) [Map](#) [Data](#) [Additional information](#)

Introduction

Violence against women is a grave human rights violation and public health concern of pandemic proportions. It is associated with serious short- and lifelong physical, sexual and reproductive and mental health consequences for women and children. Violence against women has significant social and economic costs for communities and nations.

Collecting, analyzing and facilitating the use of accurate, comparable and robust data is the first step towards responding, preventing and eliminating violence against women.

This **WHO Global Database on Prevalence of Violence against Women** is a comprehensive database on the prevalence of the two most common forms of violence against women globally: Intimate partner violence and sexual violence by someone other than a partner, referred to as non-partner sexual violence.

This interactive data visualization platform presents the first global, regional and country/area estimates on intimate partner violence and global and regional estimates on non-partner sexual violence in the United Nations Sustainable Goals era (2015-2030). These Violence against Women, 2018 estimates draw on population-based, nationally or sub-nationally representative surveys/studies conducted between 2000-2018 from 161 countries and areas. This data platform also presents the source data underpinning the estimates.

[Explore the map](#)

[Explore the data](#)

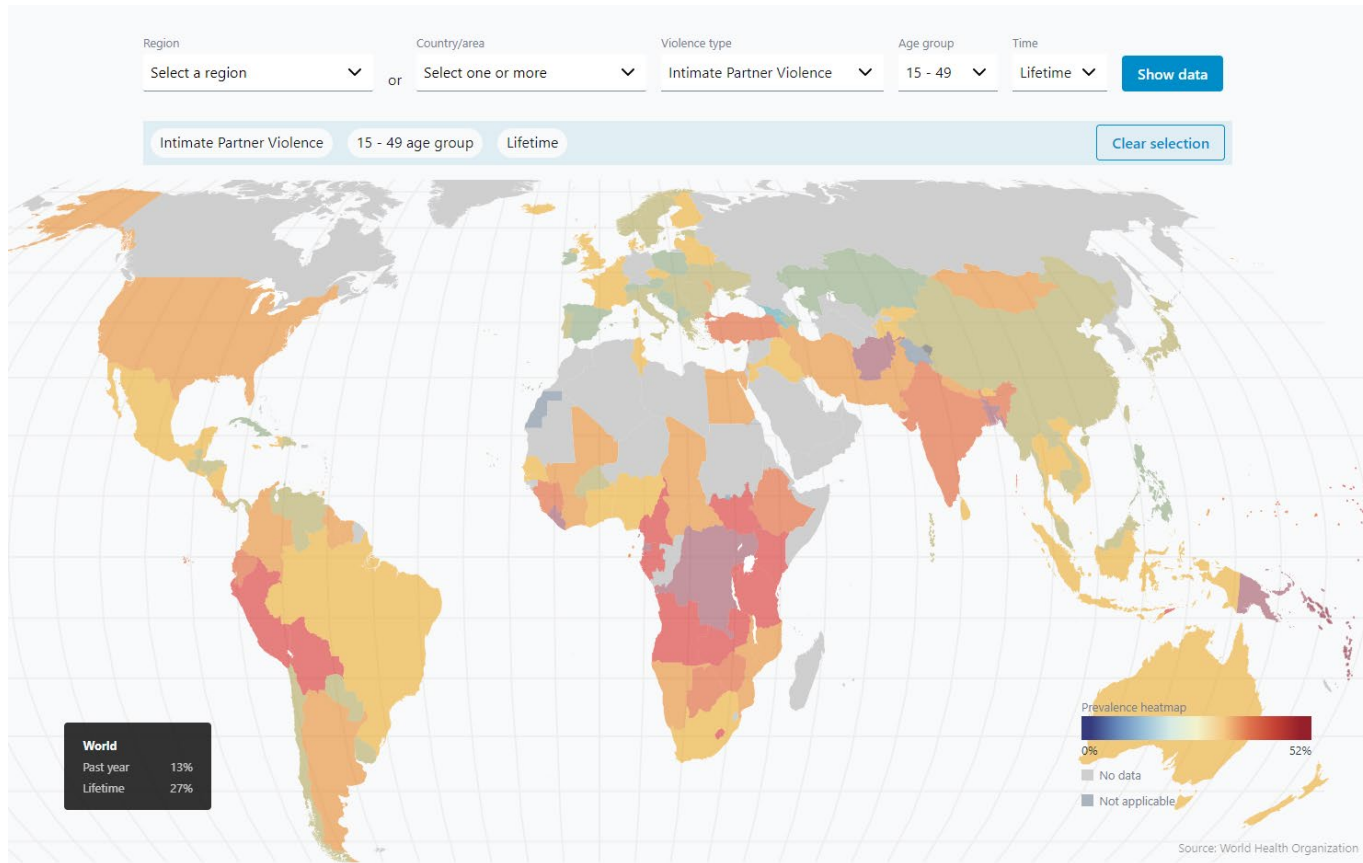
[Read the report](#)

How to use this website

1. Viewing the map
2. Exploring the data
3. Additional information

1. Viewing the map

The map displays a prevalence heatmap for countries or regions where data is available.



Use the filter on top to change the map display. You can select any combination of the following:

- Region (includes WHO, SDG and GBD regional classifications) or country
- Violence type – intimate partner violence (IPV) or non-partner sexual violence (NPSV)
- Age group
- Lifetime or past year prevalence

The current selection is shown in the blue bar on top of the map.

The default view presents the intimate partner violence lifetime prevalence estimates for women aged 15-49.

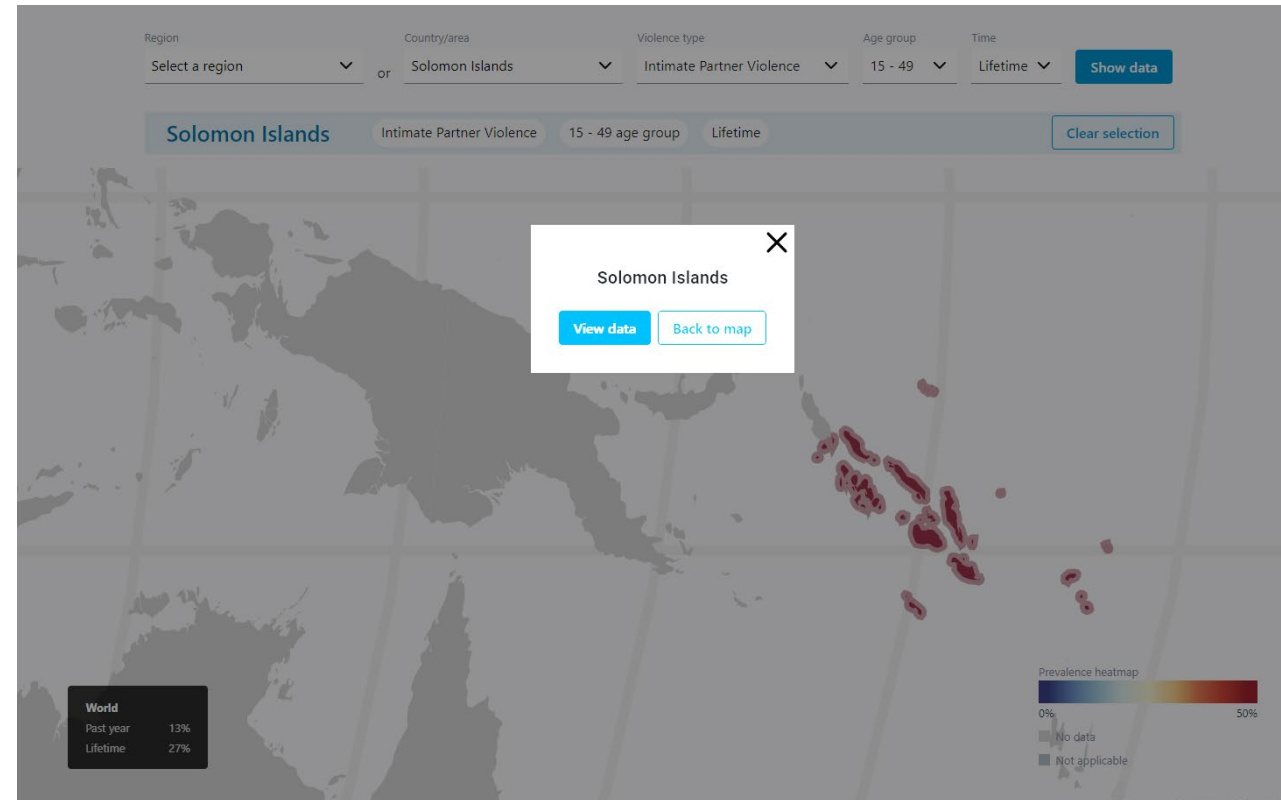
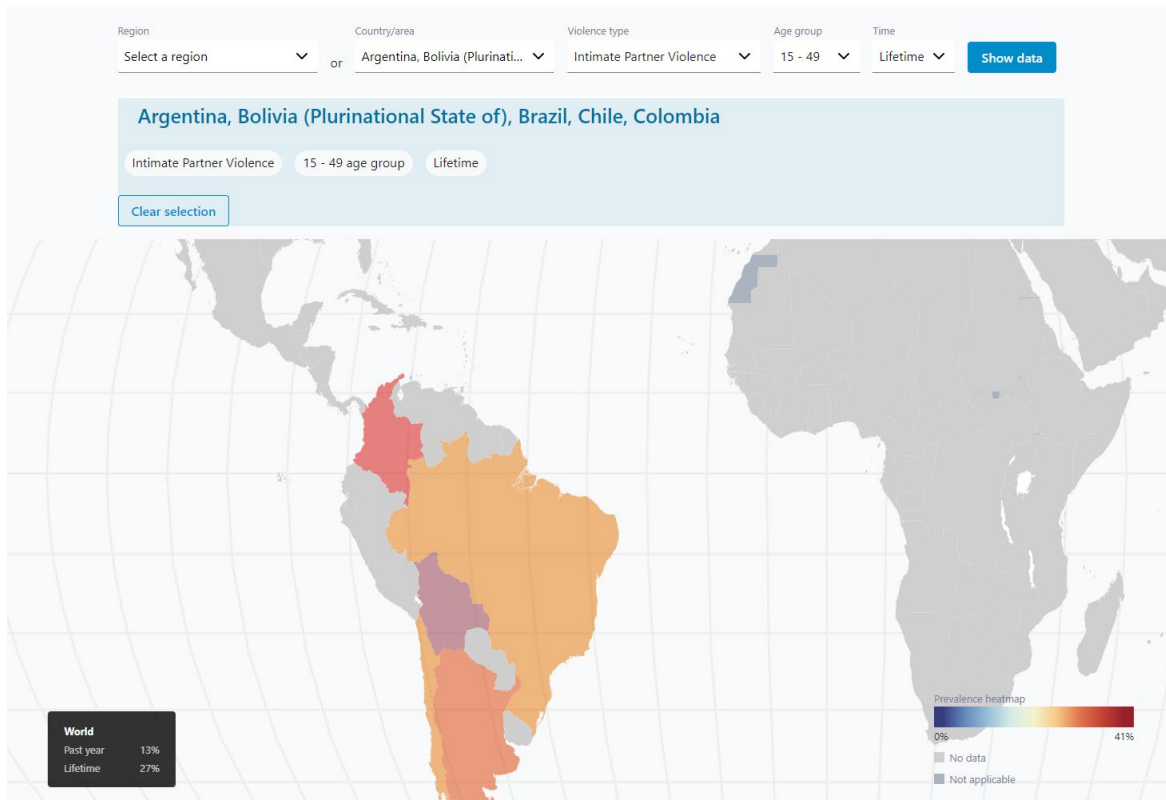
The global estimates for the world are presented at the bottom left-hand corner of the page.

Violence Against Women Estimates Database – How to use the site

1. Viewing the map – country data

Place the mouse cursor over any country to view a bar chart of the lifetime and past year intimate partner violence prevalence estimate for that country. From the ‘country’ dropdown menu, you can select one or more countries to highlight. To explore the estimates and underlying data of a country in greater detail you can click on the country of interest, and this will take you to the ‘data section’.

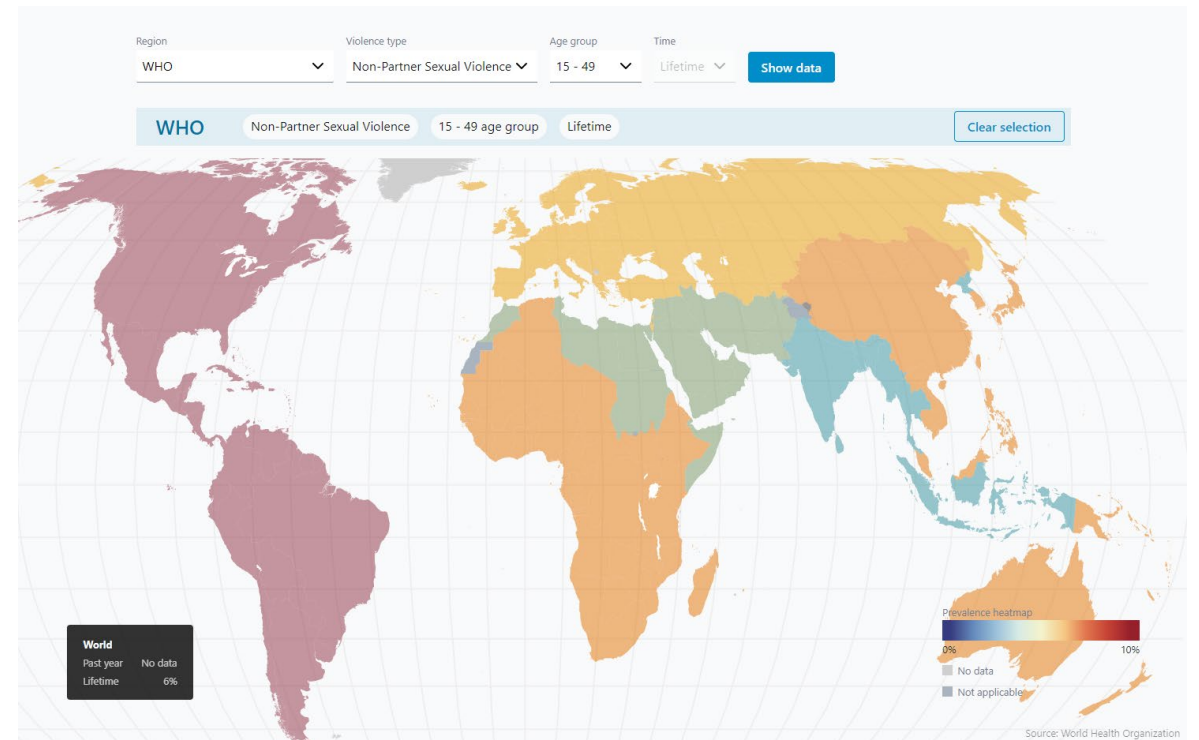
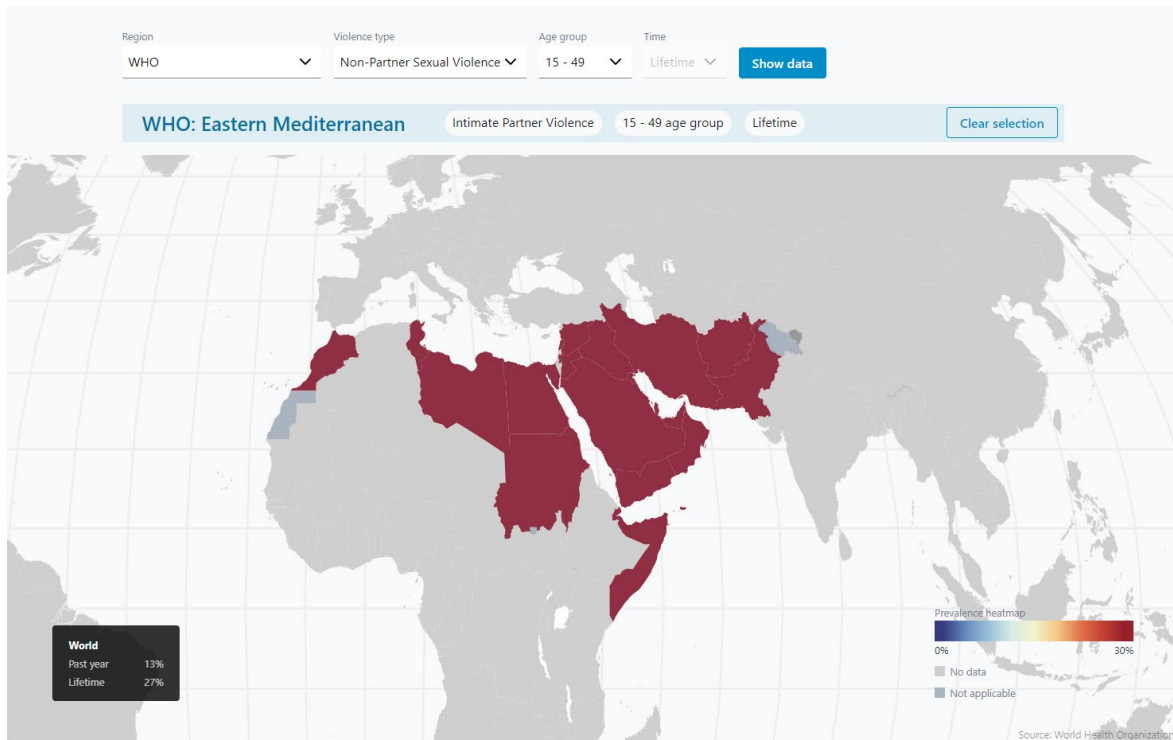
Use the ‘clear selection’ button to revert to the default view.



1. Viewing the map – regional data

From the 'region' dropdown menu, you can select either the world or a single region according to the World Health Organization (WHO), the United Nations Sustainable Development Goals (SDG), or the Global Burden of Disease (GBD) regional classifications.

For non-partner sexual violence only global and regional estimates are presented.



2. Exploring the data

This section displays the modeled estimates and underlying data for countries or regions, by age groups and time, where data is available. It is divided into two sub-sections:

- 1) the modeled estimates displayed in the top half of the page, and
- 2) the raw data and data sources underlying these estimates on the latter half.



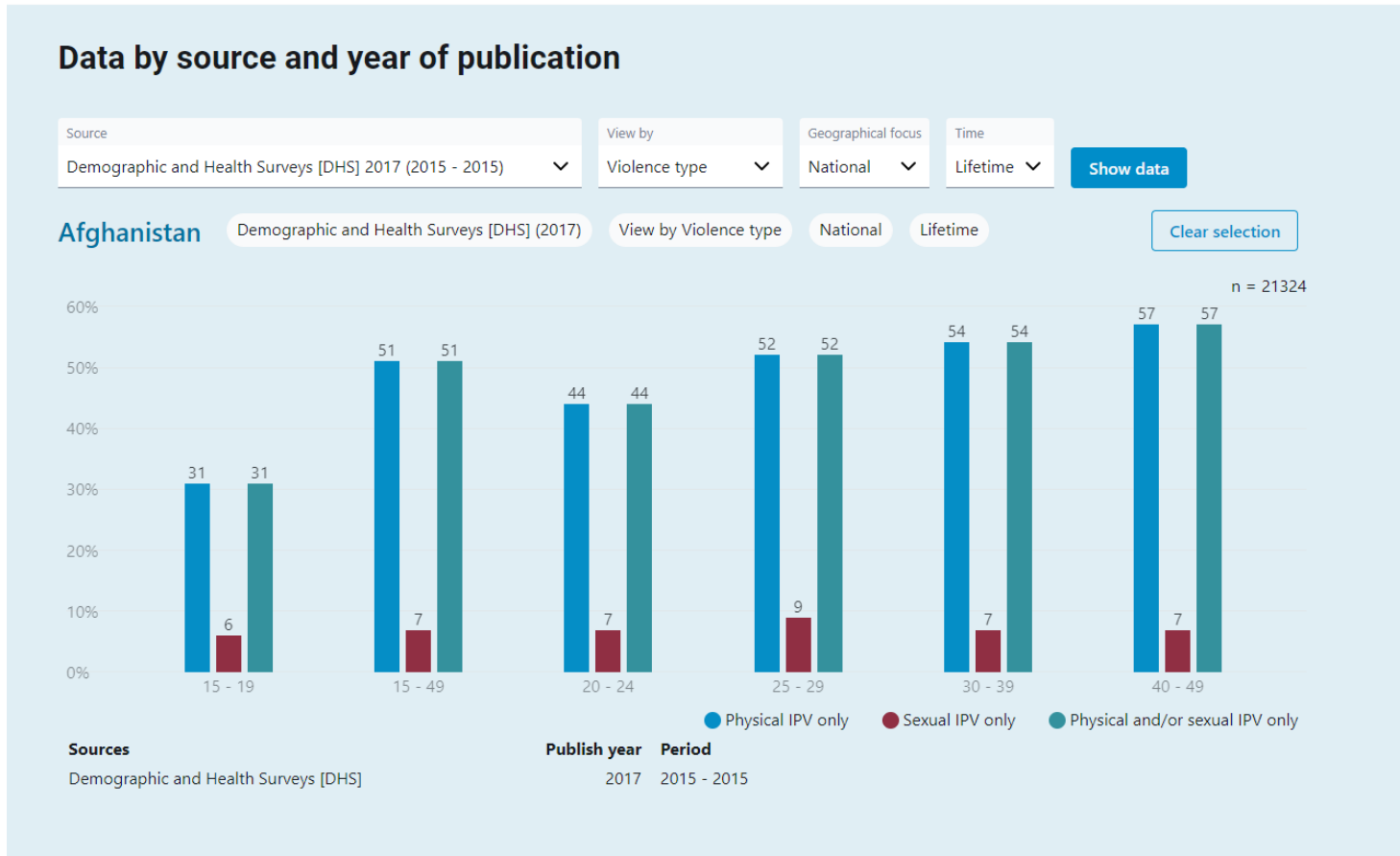
Use the filter at the top to change the data you would like the chart to display. You can select any combination of the following:

- Region (includes World Health Organization regions, United Nations Sustainable Development Goals [SDG] regions, Global Burden of Disease [GBD] regions), or Country
- Violence type – intimate partner violence (IPV) or non-partner sexual violence (NPSV)

The uncertainty interval will be displayed when you place the cursor over the relevant bar.

2. Exploring the data – country data by source

The data and data sources for the selected country are displayed below the modeled estimates.



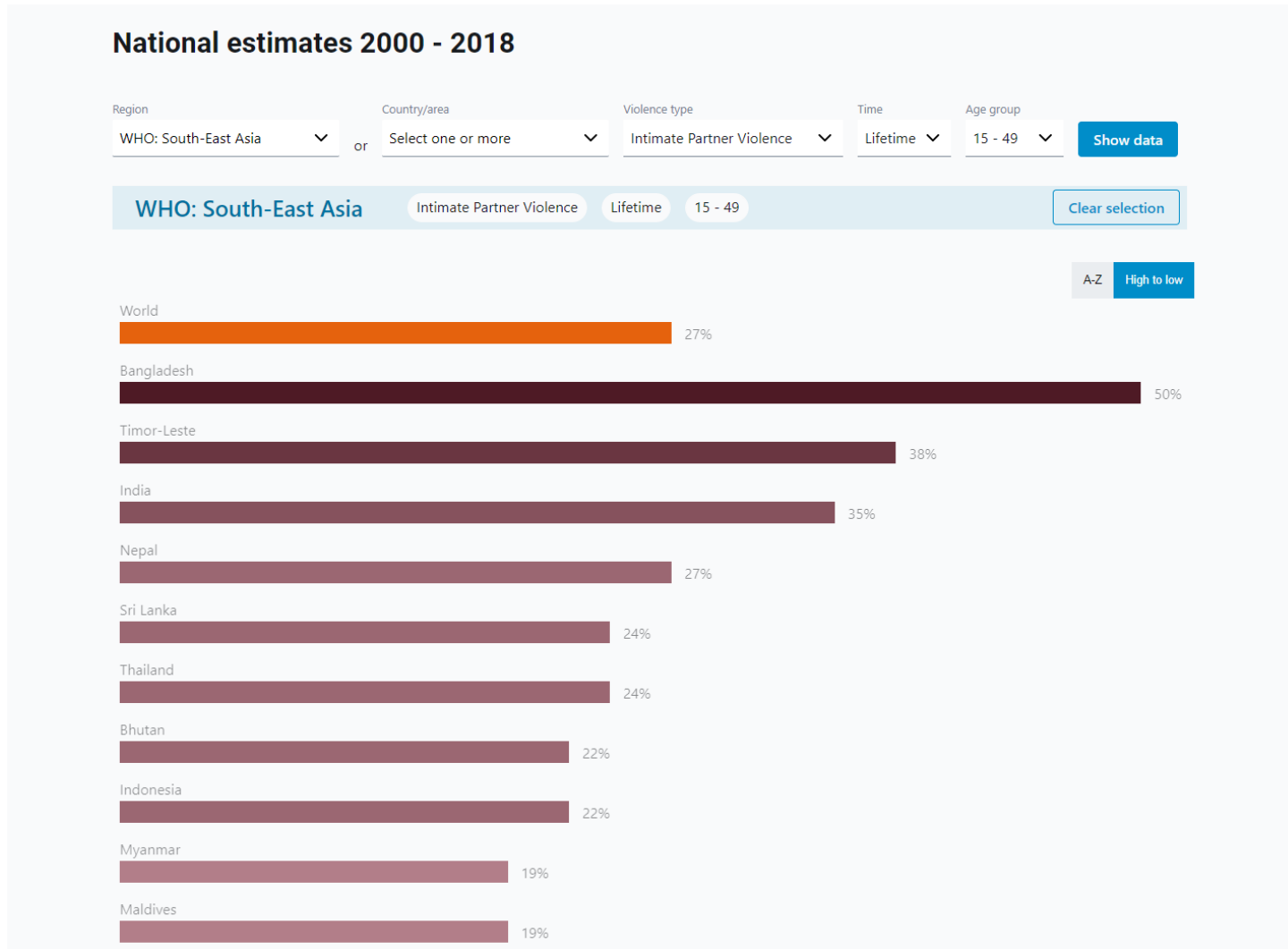
Start by selecting a source and then a view type. These include:

- By Violence type (Physical IPV only, Sexual IPV only, Physical and/or sexual IPV only)
- By Violence time (Lifetime, Past year)
- By Geographical scope (National, Urban, Rural)

The filter options will self-adjust to display the requested data.

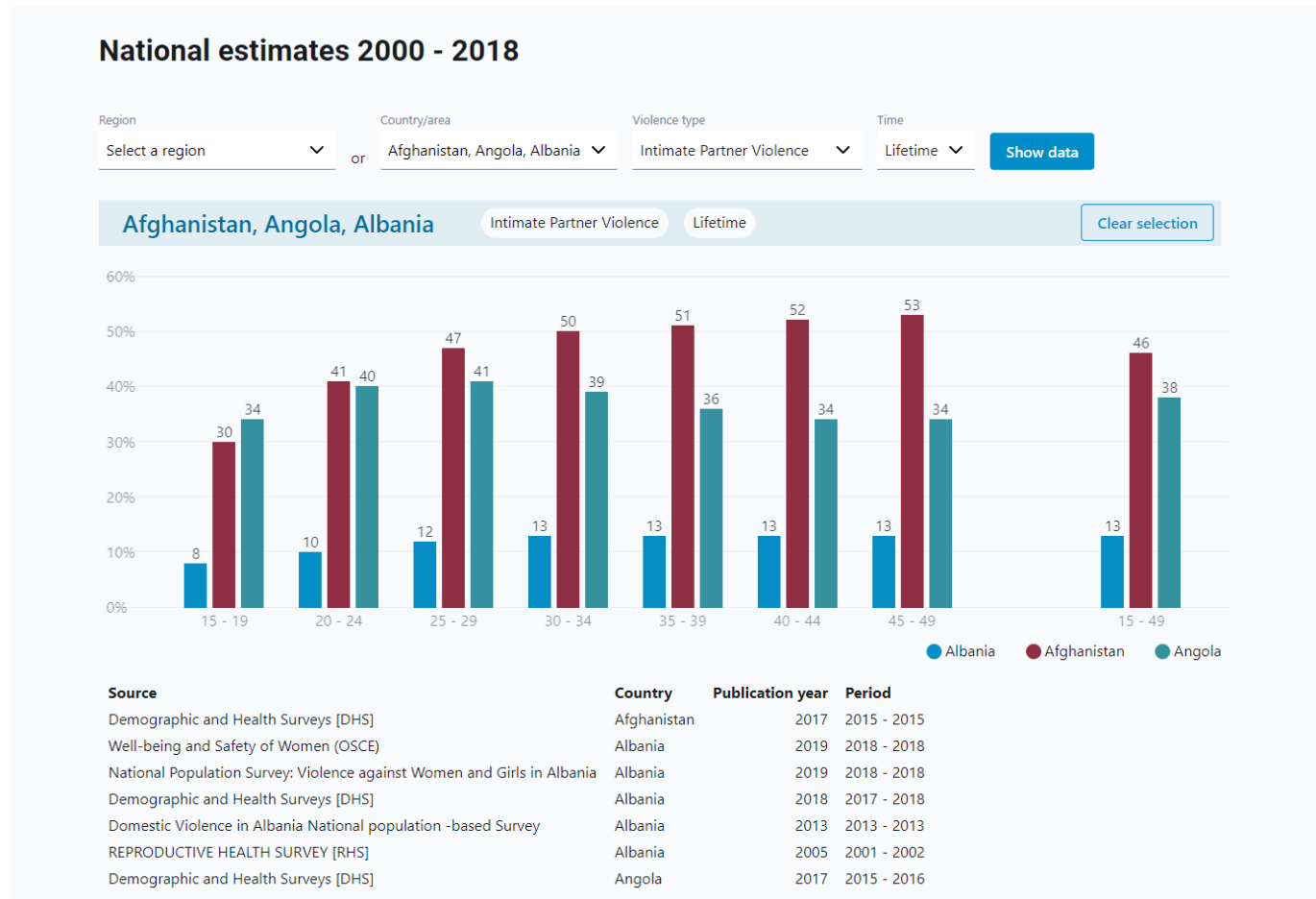
Use the “Clear selection” button to revert to the default view.

2. Exploring the data – estimates by region



From the 'region' dropdown menu you can generate a bar chart with the countries from the selected region, sorted either alphabetically or by prevalence rates.

2. Exploring the data – country comparison



From the 'country/area' dropdown menu, you can compare the data for several countries.

3. Additional information

Definitions

Operational definitions of forms of intimate partner violence (IPV) and indicators most frequently used in surveys included in this analysis

TERM	DEFINITION
Intimate partner^a violence (IPV) (physical and/or sexual)	<p>A woman's self-reported experience of one or more acts of physical or sexual violence, or both, by a current or former husband or male intimate partner since the age of 15 years^b.</p> <p>"Physical IPV"^c is operationalized as acts that can physically hurt the victim, including, but not limited to: being slapped or having something thrown at you that could hurt you; being pushed or shoved; being hit with a fist or something else that could hurt; being kicked, dragged or beaten up; being choked or burnt on purpose; and/or being threatened with or actually having a gun, knife or other weapon used on you.</p> <p>"Sexual IPV"^d is operationalized as: being physically forced to have sexual intercourse when you do not want to; having sexual intercourse out of fear for what your partner might do or through coercion; and/or being forced to do something sexual that you consider humiliating or degrading.</p> <p>Note: Only women who reported being married, cohabiting or having an intimate partner at some point in their lives (i.e. ever-married/partnered) were included in the measure of intimate partner violence as they are considered "at risk" for this form of violence.</p>
"Severe IPV"	<p>Severe physical violence is defined based on the severity of the acts – the following acts of physical IPV are defined as severe: being beaten up, choked or burnt on purpose, and/or being threatened or having a weapon used against you. Any sexual violence is considered severe.</p>

The additional information has details on the definitions and methodology used to produce the estimates.

Further details can be found in the [full report](#).

This data visualization platform will be regularly updated. We therefore welcome your feedback.

For further queries please contact:

vawestimates@who.int