




**Oakland
Gun Violence
Reduction Strategy
(Ceasefire)**

NICJR 
**National Institute for
Criminal Justice Reform**

Prevention

Long-term violence reduction strategies like mentoring high-risk middle and high school students or CBT workshops for youth


Investment Results
5-10 years



Intervention

Violence reduction in the near term, like harm reduction strategies and Gun Violence Reduction

Investment Results
1 - 3 years



Transformation

Transforming communities so that they do not induce violence:

- Wholesale education reform and investment
- Economic development
- Neighborhood revitalization

Investment Results
15-20 years



There is no coincidence that the communities with the highest rates of violence in America **look very similar**



Concentrated Poverty



Neighborhood Blight



Proliferation of Liquor Stores



Low-Performing Schools



Easy Access to guns




High Incarceration Rates



Drugs Readily Available





Desired
Outcomes


Actions

What Actions produce your Desired Outcomes?

Oakland Gun Violence Reduction Strategy Overview



PARTNERSHIPS



CITY OF OAKLAND



CALIFORNIA PARTNERSHIP
FOR SAFE COMMUNITIES

NICJR 
National Institute for
Criminal Justice Reform



OAKLAND

Gun Violence Reduction Strategy

1) Data-Driven Identification

of the groups and individuals at
very highest risk of being involved
in gun violence

415k
people

Focus on the
very **high risk**
individuals

**OAKLAND'S
POPULATION**

20k
people

**CRIMINAL
JUSTICE
POPULATION**

250-350
people

**VERY HIGH RISK
POPULATION**

Risk Profile

of those at Very High Risk of Gun Violence

- 18-35 year old males (primarily Black & Latino)
- Significant Criminal Justice involvement
- Associated with an active crew/gang/group
- Has been shot before
- Has a close friend or family member shot in last 12 months

OAKLAND

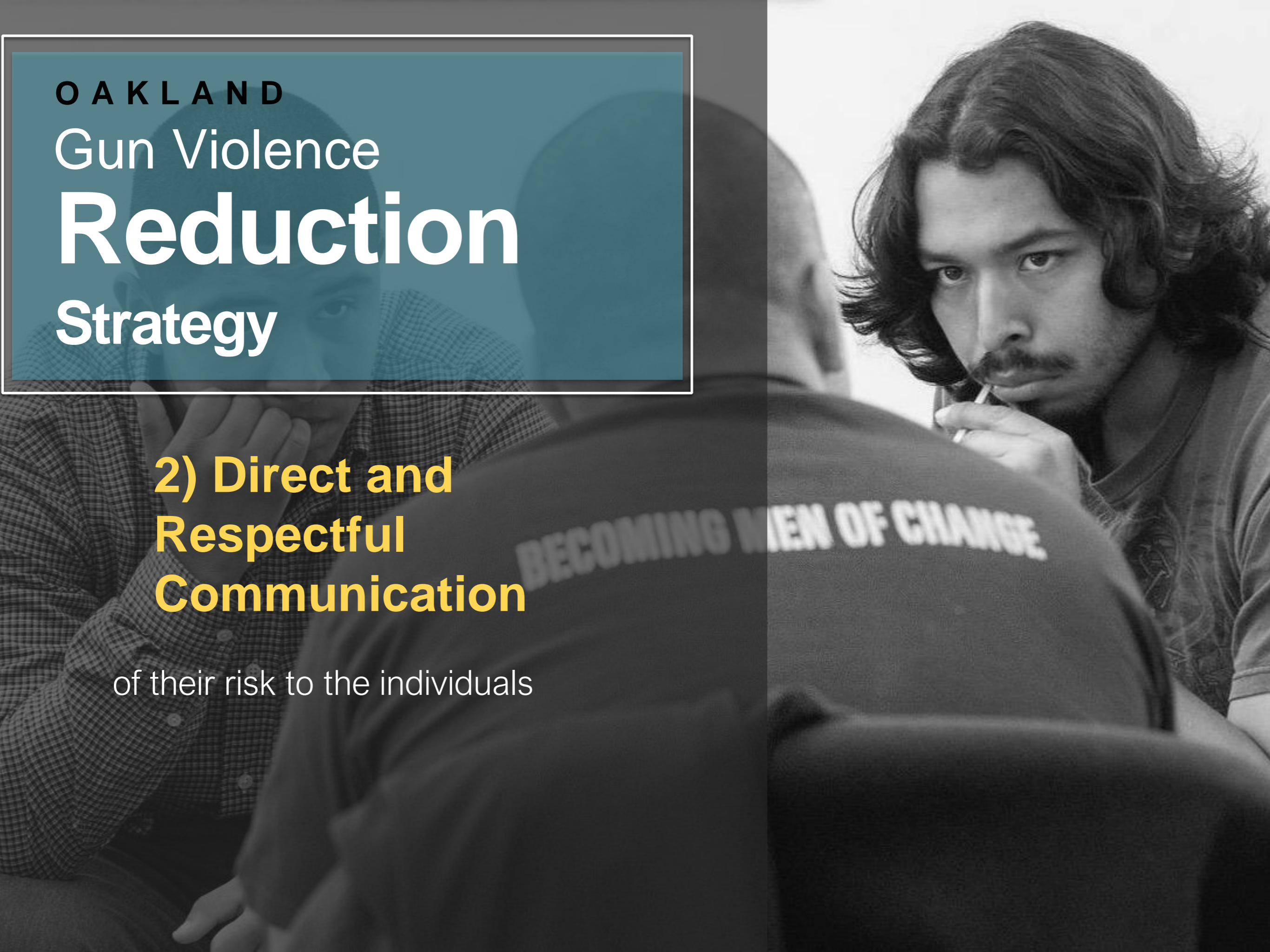
Gun Violence

Reduction

Strategy

2) Direct and Respectful Communication

of their risk to the individuals



OAKLAND

Gun Violence

Reduction

Strategy

3) Provide services, supports, & opportunities

To those individuals that focuses first on relationships, trust, and safety.

Community of Support for Very High Risk Individuals

- **Intensive Case Management/Life Coaching
(14 Life Coaches)**
- **Clients eligible to receive incentivized stipends**
- **Improved coordination between Life Coaches and
Employment Support Services**
- **Relocation Support**
- **Cognitive Behavioral Therapy Groups**
- **Faith Partners: Weekly Night Walks,
Holiday Support, Political Support**



Outreach Strategy

- 1) **Identify**: the most very high risk (VHR) individuals
- 2) **Locate**: Find those VHR individuals through outreach and system partners
- 3) **Engage**: Connect those individuals to a Life Coach



Intensive Life Coaching

- 1) **Relationship First**: Build a strong, trusting relationship between Life Coach (Credible Messenger) and participant
- 2) **Mentality Shift**: Change the mentality that gives rise to destructive decisions
- 3) Provide needed **Services, Supports, & Opportunities**

OAKLAND

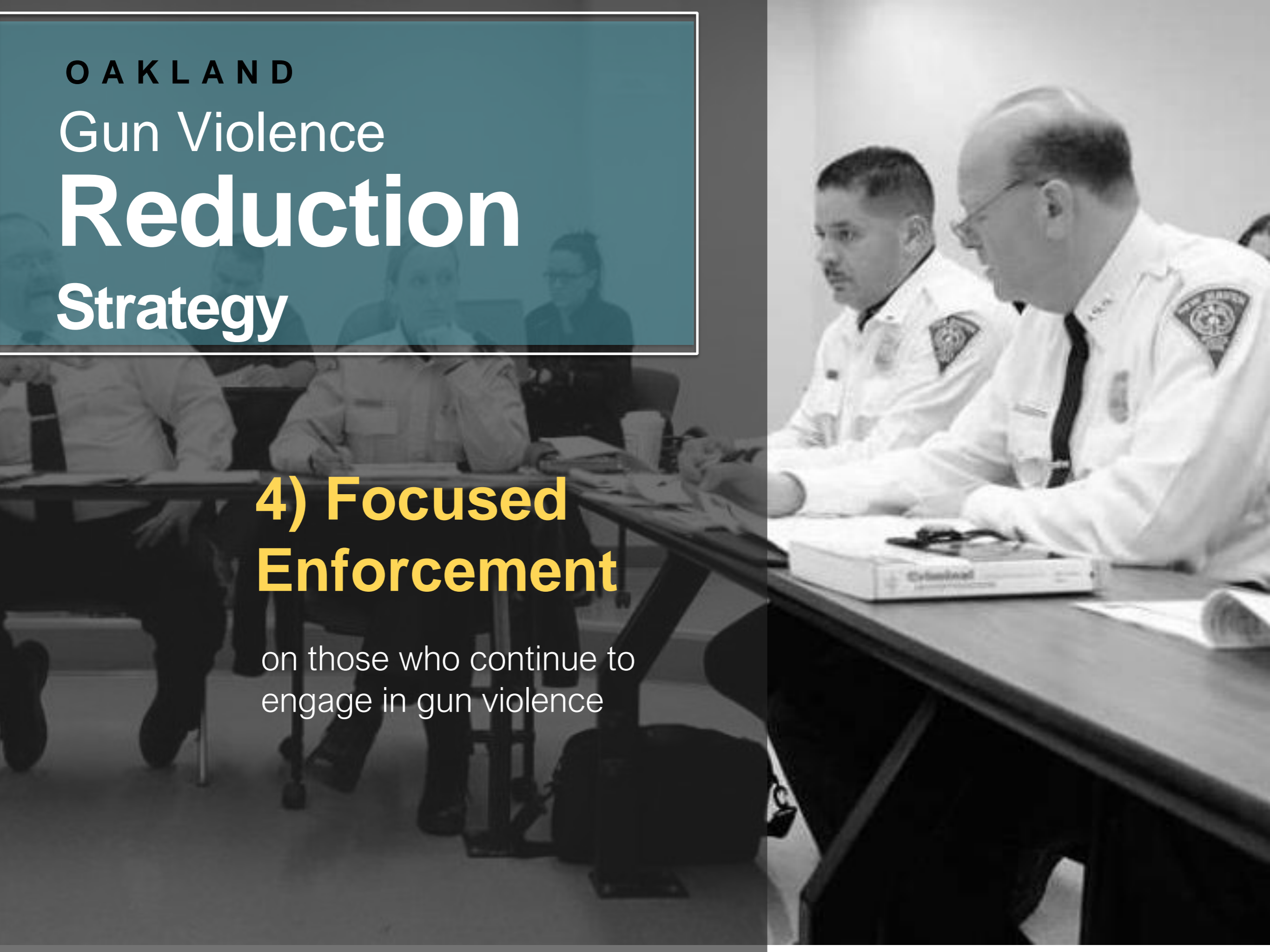
Gun Violence

Reduction

Strategy

4) Focused Enforcement

on those who continue to
engage in gun violence



Working Process

Shooting Reviews – weekly meeting where OPD and partners analyze recent shooting trends to ID VHR, hottest conflicts, priorities for communication, outreach/interruption, enforcement

Coordination Meetings – twice monthly meetings where OPD, HSD, community partners develop near term communication, service strategy based on shooting review data.

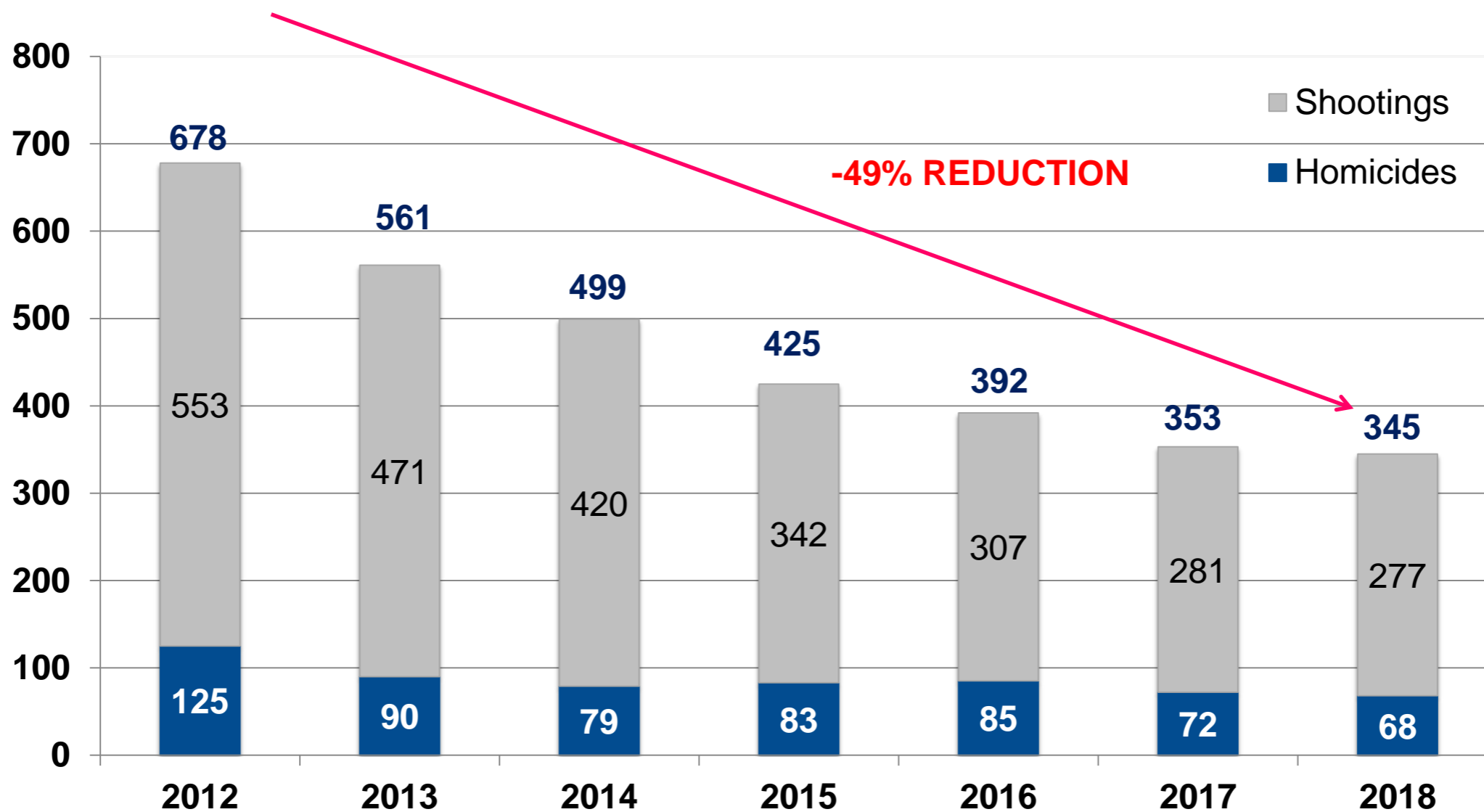
Partnership Committee – monthly meeting where full partnership develops longer-term strategy, trust building work, political support, etc..

Performance Review Meetings – every other month; reps of full partnership, Mayor, City Administrator review key performance indicators for CF strategy, ensure quality implementation; address problems/concerns

Enforcement Partners' Meetings – semi-quarterly meeting for enforcement agency partners and OPD to develop longer-term strategy and collaboration based on long-term violence trends

Oakland Shootings & Homicides 2012-2018

6 Consecutive Years of Decline



Source: Oakland Police Department

Cost of Gun Violence Reports



Detroit



Mobile



Dallas



Orlando

Dallas, Texas Cost of Gun Violence Report

The Cost Per Shooting

The true governmental cost of gun-violence to the City, County and State.



Homicide Cost

Injury Shooting Cost

CRIME SCENE
\$8,121

CRIME SCENE
\$6,245

HOSPITAL
\$50,400

HOSPITAL
\$123,600

CRIMINAL JUSTICE
\$164,598

CRIMINAL JUSTICE
\$27,023

INCARCERATION
\$684,740

INCARCERATION
\$458,440

VICTIM SUPPORT
\$50,996

VICTIM SUPPORT
\$59,048

LOST REVENUE
\$148,500

LOST REVENUE
\$51,975

\$1.1M
Per Homicide Shooting
per one suspect

\$726k
Per Injury Shooting
per one suspect

total cost based on two suspects
\$1.3M
per injury shooting

\$4,425 Police Response
\$2,500 Scene Cleanup
\$1,196 Fire/EMT Transport

\$5200 EMR/Trauma Center
\$45,200 Gunshot Surgery

\$7,400 Police Investigation
\$148,266 DA & Public Defender
\$8,932 Court Process

\$51,100 Pre-Trial Incarceration
\$633,640 Prison Placement

\$2,500 Corner's Office
\$30,400 Victim of Crimes
\$18,096 Receiving Social Service Benefits (one year support for two families)

\$148,500 Sales Tax Revenue (both suspect & murder victim)

\$2,549 Police Response
\$2,500 Scene Cleanup
\$1,196 Fire/EMT Transport

\$5200 EMR/Trauma Center
\$90,400 Gunshot Surgery
\$28,000 Rehabilitation

\$4,625 Police Investigation
\$21,180 DA & Public Defender
\$1,218 Court Process

\$51,100 Pre-Trial Incarceration
\$407,340 Prison Placement

\$50,000 Victim of Crimes
\$9,048 Receiving Social Service Benefits (one year)

\$51,975 Sales Tax Revenue

	Subject	Source	Notes
CRIME SCENE	Police Response	City of Dallas - Budget Summary of Services (LINK)	Interview with retired Police Captain and Homicide Detective Government Salaries Explorer (LINK)
	Fire/EMT Transport	City of Dallas - Budget Summary of Services (LINK)	Fire/Rescue Total Budget = \$310,242,963 Responded to 259,332 medical calls (LINK) Average cost per response = \$1,196
	Scene Clean Up	Dallas Crime Scene Cleanup (LINK) Aftermath (LINK)	Average cost among competitive vendors to clean up crime scenes involving blood = \$2,500
HOSPITAL	ER/ Surgery for Gun-Shot Victim	National Emergency Room Database (Record of 30 million emergency department visits in 950 hospitals in the U.S.) Cost of Gun Violence: John Hopkins study of Emergency Room Admissions	Average cost of gun-shot victims treated and release the same day = \$5200 (ER base Cost) Average cost of gun-shot victims requiring surgery and hospital stay = \$95,867 (Surgery Cost) 1/3 of gun-shot victims who required surgery were release to rehabilitation centers where average total medical bill = \$179,000 (ER cost, Surgery & Rehabilitation Cost) Formula for this study: (ER base cost + Surgery Cost + 1/3 Rehabilitation Cost) = \$123,600 per shooting victim requiring surgery. 1/2 of all homicide victims receive surgery before they die, so we use \$45,200 to represent half of all homicide victims.
	CRIMINAL JUSTICE	Police Investigation DA & Public Defender Court Process	Investigations typically can extend over a two year period. An average of 125 hours is spent on attempted murder cases and 200 hours for homicides cases. \$37/hr (Detective) x 125 hours = \$4,625 \$37/hr (Detective) x 200 hours = \$7,400
INCARCERATION	Pre-Trial Incarceration	Dallas County Approved Budget FY2018 (LINK)	Total Sheriff County Jail Budget FY2018 = \$126,000,000 Daily cost per inmate = \$70/day (LINK) Average 2 year period of pre-trial incarceration in the county upon sentencing and placement into State Prison \$70/day x 2 years = \$51,100
	State Prison (Attempted Murder) State Prison (Murder Case)	Criminal and Juvenile Justice Uniform Cost Report (LINK) Texas Felony Sentencing (LINK)	\$62/day to incarcerate Adult in State Prison Attempted murder cases serve an average of 20 years in State Prison, subtracting pre-trial "time-served" in County Jail. (\$62/day x 18 years) = \$407,340 \$62/day to incarcerate Adult in State Prison. Average inmate serves 30 years for murder, minus time served. (\$62/day x 28 years) = \$633,640
VICTIM SUPPORT	Victim of Crimes	Crime Victims Compensation Program (LINK)	Homicide Victim: \$6,500 Funeral Expenses \$2800 Bereavement \$9,100 Loss of Support \$12,000 Mental Health \$30,400 TOTAL
	Social Service Assistance Coroner's Office	TANF: Eligibility and Benefit Amounts in State Cash Assistance Programs (LINK) American Forensics (LINK)	When victim is severely shot, many can't return to work immediately. Since victim may be a major financial contributor to the household, many families may need to apply for social services support. The estimate for this study is for 1 year of Social Service assistance. (\$754/ mo x 12 months) x 2 people = \$18,096 The average cost of an autopsy from the Medical Examiner is \$2,500.
LOSS REVENUE	Loss Tax Revenue (One person going to jail)	2018 Tax-Rates.org	Combined income tax= 8.25% (State 6.25%, City 2%) State Sales tax= 8.25% of purchases. If person earns 30k/year and 1/3 of income toward purchases, then 8.25% of \$9,000 per year= \$2,475/yr Sales Tax But if person has to serve a 20 years sentence for attempted murder, then (\$2,475 x 20 years) = \$49,500 of missed sales tax revenue. If shooting victim doesn't work for one year, then an additional \$2,475 of loss revenue is added. Total Loss Sales Tax Revenue = \$51,975 -(County \$12,600, State \$39,375)
	Loss Tax Revenue (Murder: Loss Revenue for 2 people)	2018 Tax-Rates.org	Combined income tax= 8.25% (State 6.25%, City 2%) State Sales tax= 8.25% of purchases. If person earns 30k/year and 1/3 of income toward purchases, then 8.25% of \$9,000 per year= \$2,475/yr Sales Tax Average murder sentence is 30 years. But if a person has to serve a 30 years sentence and the victims is dead, then (\$2,475 x 30 years x 2 people), for a combined loss revenue of \$148,500 Total Loss Revenue for both suspect & murder victim = \$148,500 -(County \$36,000, State \$112,500)

Website: www.nicjr.org

Email: info@nicjr.org

Twitter:

@NICJR01

@davidmuhammad