



GEORGIA TECH BASKETBALL 2024-25

ACC Champions 1985, 1990, 1993, 2021 • Final Four 1990, 2004 • 17 NCAA Tournament appearances

2024-25 Schedule/Results

Date	Opponent	TV	Time
N6	WEST GEORGIA		
N10	NORTH FLORIDA		
N12	TEXAS SOUTHERN		
N15	GEORGIA		
N23	CINCINNATI		
N27	CHARLESTON SOUTHERN		
N30	CENTRAL ARKANSAS		
D3	at Oklahoma*		
D15	vs. Northwestern+		
D18	UMBC		
D28	ALABAMA A&M		
M11-15 ACC Tournament%			
*ACC/SEC Challenge; +MIKE Tip-Off (Fiserve Forum, Milwaukee, Wis.); %ACC Tournament (Charlotte, N.C.)			
All times Eastern; home games in ALL CAPS			

GEORGIA TECH PRE-SEASON NOTES

(2023-24 RECORD: 14-18 / 7-13 ACC / t12th place)

Year 2 Begins for Stoudamire

Looking to return the Yellow Jackets to national prominence, second-year **Damon Stoudamire** began a rebuild the Tech roster last season and guided the team to 14 victories (seven ACC wins), including big wins over top-25 teams Mississippi State, Duke, Clemson and North Carolina, all of whom played in the NCAA Tournament.

Tech returns a strong core of four players, including 6-3 senior guard **Lance Terry** (College Park, Ga.), who redshirted last season with an injury after averaging in double figures for the Yellow jackets in 2022-23. Also back are three of Tech's top four scorers from last season, 6-7 senior wing **Kowacie Reeves, Jr.** (Macon, Ga.), 6-3 sophomore point guard **Naithan George** (Toronto, Canada) and 6-9 sophomore forward **Baye Ndongo** (Mboro, Senegal).

The three returnees from the 2023-24 team accounted for 42 percent of that team's points, 40 percent of its shots taken and 56 percent of games started. If Terry's numbers are added, those percentages become 55 percent of the points, 53 percent of the shots taken and 69 percent of the starts.

Stoudamire and his staff have built around those four by signing the 20th-ranked recruiting class in the nation (247Sports composite) - 6-5 guard **Jaeden Mustaf** (Bowie, Md.), 6-11 forward **Doryan Onwuchekwa** (DeSoto, Texas) and 6-8 forward **Darrion Sutton** (St. Louis, Mo.).

They also brought in four transfers who are expected to be key contributors in 6-2 guard **Javian McCollum** (Fort Myers, Fla./Oklahoma), the 31st-ranked player in the portal,

EVENT INFORMATION

Home Venue	McCarnish Pavilion, Atlanta, Ga.
All-Time Record	1,451-1,324
At McCarnish Pavilion	131-74
Last game	3/12/2024 - ND def. Tech, 84-80, in ACC Tournament

GEORGIA TECH YELLOW JACKETS

Rankings (AP/coaches/KenPom/NET) nr nr 123 122
Record breakdown 8-7 home 4-9 road 2-2 neutral
Head coach Damon Stoudamire (Arizona, 1995)
Career record/at GT 85-95 (6th yr) 14-18 (1st yr)
Stoudamire vs. ACC 7-13

ROSTER AT-A-GLANCE (#indicates returning starters)

1	Naithan George# G.....6-3.....180.....So..... Toronto, Ontario.....9.8 ppg....4.7 apg > DNP 1st 3 games, started last 29; averaged 9.8 ppg, 5.0 apg, 2.38-1 A/T0 vs. ACC
2	Javian McCollum G.....6-2.....190.....Sr..... Fort Myers, Fla.13.4 ppg....3.4 apg > Transfer from Oklahoma; started 30 games in 2023-24, 21 double-digit games; 40.4% FG, 31.4% 3pt FG
3	Jaeden Mustaf G.....6-5.....206.....Fr..... Bowie, Md.....--.....-- > Played 2023-24 at Overtime Elite; four-star prospect, No. 58 nationally, No. 7 at combo guard position
12	Ryan Mutombo..... C.....7-2.....259.....Gr..... Atlanta, Ga.....3.3 ppg....2.3 rpg > Transfer from Georgetown; played in 54 games (1 start) over three seasons, 8.1 mpg
11	Baye Ndongo# F6-9.....214.....So..... Mboro, Senegal12.4 ppg....8.2 rpg > Made ACC All-Rookie team; 6 double-doubles; averaged 12.6 ppg, 7.7 rpg, 55.4% FG vs. ACC
35	Emmer Nichols..... F6-6.....215.....r-So..... Woodside, Calif.....0.0 ppg....2.0 rpg > Non-scholarship player in 3rd year in the program, redshirted in 2022-23, missed last 6 weeks (broken leg)
9	Luke O'Brien F6-8.....222.....Gr..... Littleton, Colo.....6.7 ppg....3.8 apg > Transfer from Colorado; played in 111 games over 4 seasons, 29 career starts (including final 10 of 2023-24)
45	Doryan Onwuchekwa C.....6-11234.....Fr..... DeSoto, Texas.....--.....-- > 3-star center prospect, No. 112 nationally, No. 19 among centers, product of Faith Family Academy of Oak Cliff
31	Duncan Powell F6-8.....240.....Jr..... Dallas, Texas12.1 ppg....7.0 rpg > Transfer from Sacramento St., also played at N.C. A&T; 23 starts in 2023-24, double-figure pts 21 times
14	Kowacie Reeves, Jr.# G.....6-7202.....Sr..... Macon, Ga.....9.8 ppg....3.9 rpg > Transfer from Florida; started all 32 games, double figures in 13; 9.2 ppg, 40.7% FG, 41.3% 3pt FG vs. ACC
33	Marcos San Miguel G.....6-4190.....So..... Smyrna, Ga.0.0 ppg....1.0 rpg > Non-scholarship player in 2nd year in the program, played in 1 game
30	Ibrahim Souare F6-9.....214.....r-Fr..... Conakry, Guinea--.....-- > Red-shirted in 2023-24, member Guinea team 2022 U18 FIBA African Championship
10	Darrion Sutton..... F6-8.....199.....Fr..... St. Louis, Mo.--.....-- > Attended Overtime Elite in 2023-24; four-star prospect, No. 98 nationally, No. 24 among small forwards
0	Lance Terry G.....6-3.....198.....r-Sr..... College Park, Ga.10.1 ppg....2.8 apg > No. 2 scorer in 2022-23 (10.1 ppg), red-shirted in 2023-24 after missing first 8 games with injury
32	Dyllan Thompson G/F.....6-7210.....Fr..... Sugar Land, Texas--.....-- > Non-scholarship prospect in 1st year at Tech; multi-sport standout, all-state in basketball

RADIO: Georgia Tech Sports Network by Legends Sports

Announcers	Andy Demetra, Randy Waters
Engineer	Isiah Stewart
Network station in Atlanta	680 AM / 93.7 FM
Satellite Radio	SiriusXM channel 371 / SiriusXM app
Online	GT Gameday App, Ramblinwreck.com
Tuneln	buzz.gt/LiveTuneln

Communications

GTMBB contact	Mike Stamus
Phone	404-894-5445 (ofc), 404-218-9723 (cell)
E-mail	mstamus@athletics.gatech.edu

Social Media: #StingEm

Official Twitter	@GTMBB
Facebook	gtmensbasketball
Instagram	gtmensbasketball

TECH NOTEBOOK

Tech Team Statistics

Category	2023-24	ACC	NCAA
Scoring offense	71.0	13	247
Scoring defense	75.2	12	268
Scoring margin	-4.2	14	293
Field goal pct.	.421	14	295
Effective FG pct.	.487	12	264
Field goal pct. def.	.428	5	125
3-pt FG pct.	.326	12	255
3-pt FG per game	7.9	9	123
3-pt FG att. per game	24.4	3	72
3-pt FG pct. def.	.326	6	114
3-pt FG allowed	7.8	-	-
Free throw pct.	70.9	12	219
FT made per game	12.4	11	265
FT attempts per game	17.5	11	260
Rebounds per game	38.1	2	55
Rebound margin	+2.7	5	101
O-Reb per game	11.5	2	84
D-Reb per game	26.6	3	68
Assists per game	13.3	10	157
Assist/TO ratio	1.08	12	200
Turnover margin	-3.4	15	338
Turnovers per game	12.3	13	231
Turnovers forced per game	8.8	15	346
Blocks per game	4.0	7	85
Steals per game	4.4	15	338
Fouls per game	16.5	12	144
Bench points per game	22.8	2	84
Fast break points per game	8.0	9	250

Rankings through games of April 8

Games Started/Finished

Player	2023-24	Conf.	Career	*Finished
Naithan George	28	21	28	15
Javian McCollum	30	17	57	-
Jaeden Mustaf	-	-	-	-
Ryan Mutombo	-	1	1	-
Baye Ndongo	29	21	29	18
Emmer Nichols	-	-	-	2
Luke O'Brien	19	12	29	-
Doryan Onwuchekwa	-	-	-	-
Duncan Powell	23	10	27	-
Kowacie Reeves, Jr.	32	21	49	24
Marcos San Miguel	-	-	-	1
Ibrahim Souare	-	-	-	-
Darrion Sutton	-	-	-	-
Lance Terry	-	-	58	-
Dyllan Thompson	-	-	-	-

*Includes starts at previous school and in conference tournaments

Conf & Games finished includes only 2023-24 season

Non-Conference Breakdown

Team	Conf.	Record	Conf.	KP	NET
Alabama A&M	SWAC	12-23	9-9	324	323
Char. Southern	Big South	10-20	6-10	315	315
Cincinnati#	Big 12	22-15	7-11	39	39
Georgia#	SEC	20-16	6-11	84	95
North Florida	A-Sun	16-16	9-7	240	252
Northwestern*	Big Ten	22-12	10-8	41	51
Oklahoma	SEC	20-12	8-10	46	45
Texas Southern	SWAC	16-17	12-6	267	277
UMBC	Am-East	11-21	6-10	274	284
West Georgia+	A-Sun	27-6	19-5	-	-
GT strength of schedule rank				28	40
GT NC strength of schedule rank				73	102

vs. Quad 1: 4-7 vs. Quad 2: 4-7

vs. Quad 3: 3-4 vs. Quad 4: 3-0

KP - KenPom.com, NET - NCAA NET rankings

Through games of April 8 (*)

*NCAA Tournament, #NIT, +1st year Division I

6-8 forward **Luke O'Brien** (Littleton, Colo./Colorado), 6-8 forward **Duncan Powell** (Dallas, Texas/Sacramento State) and 7-2 center **Ryan Mutombo** (Atlanta, Ga./Georgetown).

Quick Look Back at 2023-24

Despite a four-point loss to Notre Dame in the first round of the ACC Tournament, Georgia Tech finished its first year under Damon Stoudamire strong, winning four of its last six regular-season games, and the season had its share of highlights.

Tech knocked off three teams ranked in the top 25 at the time, No. 21 Mississippi State in November, No. 7 Duke in December and No. 3 North Carolina in late January. The Jackets scored a road win at Clemson, giving the team three wins over teams that advanced to the Sweet 16 of the NCAA Tournament.

Also deserving mention were a runner-up finish in the Diamond Head Classic, where Tech defeated Massachusetts and Hawai'i, and a neutral court win over Penn State at Madison Square Garden.

In conference play, the Jackets also defeated Syracuse and Florida State at home, and earned road wins at Miami and Wake Forest.

All in all, Tech had four wins against Quad 1 teams and four against Quad 2 teams in the NCAA's NET ranking.

The Tip-Off

- Fourteen of Tech's 21 ACC regular-season and tournament games were decided by single digits. Twenty-two of Tech's 32 games overall this season were decided by fewer than 10 points, second-most in the nation (Tech was 12-10 in these games). Fifteen games were decided by five points or fewer.

- Tech's seven ACC wins were earned by a total of 27 points. The Jackets' nine-point win over Florida State was its widest margin of victory.

- Tech was 8-14 against Quad 1 (4-6) and Quad 2 (4-7) teams this season, with Quad 1 wins over Duke, Clemson, North Carolina and Wake Forest. Tech was 3-14 the previous season against Quad 1/2 foes.

- Four of Tech's ACC wins came against the ACC's four highest-ranked teams in the NCAA's NET rankings - North Carolina (7), Duke (10), Clemson (27) and Wake Forest (37).

- Tech started two freshmen - **Baye Ndongo** and point guard **Naithan George** - in its last 28 games. The Jackets have not had two freshmen in its regular starting lineup since the 2018-19 season (**Michael Devoe**, **Khalid Moore**), and have not had a freshman regularly start at point guard since Jose Alvarado in 2017-18.

- Two Tech players completed their eligibility in 2023-24 - point guard **Kyle Sturdivant** and forward **Tyzaun Claude**. Six other scholarship players elected to transfer - wing guards Miles Kelly and **Dallan "Deebo" Coleman**, forward **Tafara Gapare**, guard **Amaree Abram**, forward **Ibrahima Sacko** and center **Ebenezer Dowuona**.

Team Trends

- Six of Tech's seven ACC wins (exception: Miami) came against teams in the top half of the ACC standings, all had winning records overall and in conference play.

- Tech out-rebounded each of its last six regular-season opponents, and by an average of 11.8 per game - 34-25 over Virginia and Wake Forest), 55-33 against Florida State, 41-34 advantage over Miami, 34-31 against Clemson, 34-31, and 49-28 over Syracuse.

- Tech made 76.7 percent of its free throws (188-of-245) in its last 11 games, and was 74-of-90 (82.2 percent) over its last five games.

- Tech used at least nine players in 27 of its 32 games last season. Only eight Jackets saw the floor in Tech's last four games of the season against Miami, FSU, Wake Forest and Notre Dame, and also at Hawai'i on Dec. 22.

- Tech's bench out-scored its opponent 11 times in the last 12 games of the season. Tech ranked No. 2 in the ACC

Series vs. West Georgia(0-0)

Home: 0-0, Away: 0-0, Neutral: 0-0

First meeting

GAME NOTES

TECH NOTEBOOK

Georgia Tech Quick Facts

Official Name: Georgia Institute of Technology
Location: Atlanta, Ga.
Enrollment: 47,946
Founded: 1885
Colors: Old Gold and White
Nickname: Yellow Jackets, Ramblin' Wreck
Mascot: Buzz (Yellow Jacket)
Fight Songs: Ramblin' Wreck, White and Gold
Conference: Atlantic Coast (ACC)
Home Arena: McCamish Pavilion (capacity 8,600)
President: Dr. Angel Cabrera
Director of Athletics: J Batt
Faculty Rep. for Athletics: Dr. Jenna Jordan
Head Coach: Damon Stoudamire (Arizona, 1995)
 Record at Tech: 14-18 (1st season)
 Overall: 85-95 (6th season)
 ACC Regular Season: 7-13
 ACC Tournament: 0-1
 NCAA Tournament: 0-0
Associate Head Coach: Karl Hobbs (Connecticut, 1984), 2nd season
Assistant Coach: B.J. Elder (Georgia Tech, 2014), 6th season
Assistant Coach: Pershin Williams (North Florida, 2005), 2nd season
Assistant Coach: Nate Babcock (Wisconsin-Eau Claire, 2009), 2nd season
Assistant Coach: Bonzi Wells (Ball State, 1998), 2nd season
Quality Control Specialist: Greg Gary (Tulane, 1992), 1st season
Director of Player Personnel: Matt Holt (Northeastern, 2011), 2nd season
Director of Scouting: Hayden Sheridan (Arizona, 2016), 7th season
Director of Operations: Iba
Assistant Director of Operations: Taylor Ann Hendricks (Iowa State, 2020), 3rd season
Special Assistant to the Head Coach: James Forrest (Georgia Tech, 1995), 1st season
Associate Director of Sports Medicine: Richard Stewart (Salisbury, 2005), 18th season
Director of Strength and Conditioning: Justin Landry (Cal State East Bay, 2012), 2nd season
Recruiting and Operations Coordinator: Jake Albutus (Western Michigan, 2020), 2nd season

Basketball History

110th season: 1st game, Feb. 17, 1906 vs. Auburn
All-time Record: 1,451-1,323!
Winning/Losing/500 Seasons: 55 / 50 / 4
NCAA Appearances (17): 23-17 record
 1960, 1985, 1986, 1987, 1988, 1989, 1990, 1991, 1992, 1993, 1996, 2001, 2004, 2005, 2007, 2010, 2021
Final Fours (2): 1990, 2004
NIT Appearances (8): 10-8 record
 1970, 1971, 1984, 1994, 1998, 1999, 2003, 2016
ACC Championships (4): 1985, 1990, 1993, 2021
ACC Regular-Season Titles (2): 1985 (tie), 1996
ACC Regular-Season Record (45th season): 294-435!
ACC Tournament Record: 29-40
SEC Championships (1): 1938
SEC Regular-Season Titles (1): 1937
SEC Regular-Season Record (1932-64): 201-207
Metro Conference Regular-Season Record (1975-78): 9-10
Metro Conference Tournament Record: 4-3
Record at McCamish Pavilion: 131-74! (12 seasons)
Record at Alexander Memorial Coliseum:
 556-194 (55 seasons, 1956-2011)
Record at State Farm Arena: 8-12
Record at Gas South Arena: 4-1
Record at Georgia Dome: 9-5
All-Time Head Coaches: 14
ACC Head Coaches: 5
All-America Selections: 14 (12 players)
Consensus All-Americans: 2
First-Team All-Americans: 5
National Players of the Year: 1
All-ACC Selections: 57 times (34 players)
ACC Players of the Year: 2
ACC Rookies of the Year: 11
ACC Coaches of the Year: 5 (3 coaches)
ACC Tournament MVPs: 4
ACC All-Freshman Team: 15

! On-court record (Georgia Tech had 22 wins and one loss during the 2016-17 and 2017-18 seasons vacated by the NCAA's Committee on Infractions)

and No. 85 nationally in bench scoring (22.8 points per game). Tech's reserves scored 20 or more points in 11 of its last 15 games, and out-scored the opponent in 14 of 20 ACC games.

- **Kowacie Reeves, Jr.**, was one of two Tech players to start every game.
- Tech's point guard tandem of **Naithan George** and **Kyle Sturdivant** averaged 7.1 assists per game combined, 7.9 per game in ACC play. Both players ranked among the nation's top 100 players in assist rate (assists divided by the field goals made by the player's teammates while he is on the court) according to KenPom.com.

- Seven Tech players scored at least 20 points in a game last season - **Naithan George**, **Kyle Sturdivant**, **Deebo Coleman**, **Tafara Gapare**, **Kowacie Reeves, Jr.**, **Baye Ndongo** and **Miles Kelly**. It was only the second time that as many as seven different Yellow Jackets had scored 20-plus in a game during a season (2007-08).

Player Highlights

- **Baye Ndongo** had six double-doubles this season and came up one rebound shy in four others.
- **Ndongo** was one of two freshmen in the nation (JT Toppin of New Mexico was the other) to average at least 12.4 points, 8.2 rebounds, 1.1 blocks and hit 55.8 percent from the floor.
- A freshman led Tech in scoring 13 times this season. **Baye Ndongo** led the Jackets in points in 10 games this season, Naithan George in three, Ibrahima Sacko in one.
- **Ndongo** ranked No. 3 nationally among freshmen in rebound average (8.2 per game) and No. 2 in field goal percentage (55.8).
- George ranked No. 2 in the ACC in assist average (5.0 per game) and No. 3 in assist-turnover ratio (2.38-1) in conference games. He ranked fourth among freshmen nationally in assist rate, according to KenPom.com.
- George averaged 15.8 points and connected on 24-of-44 field goals in Tech's last four games. He had 10 double-digit games against ACC teams this season, 12 in all games.
- **Kowacie Reeves, Jr.**, who spent two seasons at Florida before transferring from Tech, established career highs in every statistical category except free throws.

Close But (Sometimes) A Cigar

Georgia Tech played well enough to knock off the top four teams in the Atlantic Coast Conference in the NCAA's NET rankings, and well enough to build significant leads in seven of its 12 losses, games which were decided by single digits.

But the Yellow Jackets were not able to sustain the same level of play in those games, with a combination of cold shooting and turnovers leading to extended scoring runs by the opponent.

At the same time, Tech's eight ACC wins were earned by a total of 27 points.

Opponent	Big Lead	Final
Boston College	16 at 19:36-2nd half	Lost, 95-87
Notre Dame	7 at 4:54-1st half	Lost 75-68 (ot)
at Duke	10 at 14:35-2nd half	Lost 84-79
Virginia	11 at 9:51-1st half	Lost 75-66
Pittsburgh	6 at 12:54-2nd half	Lost 72-64
at NC State	6 at 17:47-2nd half	Lost 82-76
Louisville	9 at 9:29-2nd half	Lost 79-67
at Notre Dame	5 at 13:37-2nd half	Lost 58-55

Three Times a Rookie (of the week)

Freshman **Baye Ndongo** missed the first three games of the season with an injury, but has made the most of his time on the court since, winning the Atlantic Coast Conference's Rookie of the Week honor three times in four weeks in December and continuing to be one of the top rookies in the ACC.

He is the first Tech freshman to win the honor three times

Just Georgia Tech, please...

The Georgia Institute of Technology is the official title, but Georgia Tech will work fine, or just Tech (unless you're in Virginia or Texas). We would appreciate it if you would use our name in those ways. Georgia Tech University is incorrect. Thank you.

Georgia Tech By the Numbers

1	SEC Championships
1	NCAA Post-Graduate Scholar
1	Naismith Award winner
2	Final Four appearances
2	ACC regular-season titles
2	ACC Players of the Year
2	National Freshmen of the Year
3	Years a Member of the Metro Conference
4	ACC Championships
5	First-team All-America players
6	Jersey numbers retired
6	Academic All-Americans
7	NCAA Sweet 16 appearances
8	Wins over teams ranked No. 1
8	NBA lottery picks
12	ACC Rookie of the Year honorees
14	Head coaches in program history
17	NCAA Tournament berths
19	NBA first-round draft picks
25	Total postseason berths (NCAA and NIT)
32	Years a Member of the SEC
43	Years a Member of the ACC
47	Players taken in the NBA Draft
51	Players selected All-ACC
228	Weeks ranked in either AP or Coaches Poll

Tech Head Coaches in First Year

Coach	Season	Record (Conf)
John Chapman	1905-06	2-1
John Heisman	1908-09	1-6
William Alexander	1919-20	7-10
Joe Bean	1920-21	4-10
Harold Hansen	1924-25	4-12
Roy Mundorff	1926-27	17-10
Dwight Keith	1943-44	14-4 (3-1)
Roy McArthur	1946-47	12-11 (6-6)
John "Whack" Hyder	1951-52	7-15 (5-13)
Dwane Morrison	1973-74	5-21
Bobby Cremins	1981-82	10-16 (3-11)
Paul Hewitt	2000-01	17-13 (8-8)*
Brian Gregory	2011-12	11-20 (4-12)
Josh Pastner	2016-17	21-16 (8-10)#
Damon Stoudamire	2023-24	14-18 (7-13)

*NCAA Tournament

#On-court record (22 wins, 1 loss vacated by NCAA Committee on Infractions)

TECH NOTEBOOK

Tech's Record

	2024-25	Under DS
At home	-	8-7
On the road	-	4-9
At neutral sites	-	2-2
Vs. top-10 opponents	-	2-0
Vs. top-25 opponents	-	3-1
Vs. teams over .500	-	10-13
Vs. teams under .500	-	2-4
Vs. teams at .500	-	2-1
While in the top 25	-	0-0
In November	-	3-2
In December	-	5-2
In January	-	2-7
In February	-	2-5
In March/April	-	2-2
Wearing white uniforms	-	7-6
Wearing gold uniforms	-	3-6
Wearing navy uniforms	-	2-2
Wearing gray uniforms	-	2-3
Wearing HBE uniforms	-	0-1
Game is decided by 5 pts./fewer or OT	-	10-4
Game is decided by 10/fewer or OT	-	12-10
Leading at the half	-	10-4
Trailing at the half	-	3-13
Tied at the half	-	1-1
Leading with 5:00 to play	-	11-0
Trailing with 5:00 to play	-	3-18
Tied with 5:00 to play	-	0-0
In overtime games	-	1-1
After a bye in the ACC schedule	-	1-0
Tech scores 100 or more points	-	0-0
Tech scores 70 or more points	-	12-6
Tech scores fewer than 70 points	-	2-12
Opponent scores 100 or more points	-	0-0
Opponent scores 70 or more	-	7-17
Opponent scores fewer than 70	-	7-1
Opponent scores fewer than 50	-	0-0
Tech shoots 50 pct. or better	-	3-3
Opponent shoots 50 pct. or better	-	1-6
Opponent shoots under 40 pct.	-	7-4
Tech has a higher FG% than opponent	-	12-4
Tech has a lower FG% than opponent	-	1-14
FG percentage is even	-	0-0
Tech has more 3-point FGs	-	10-4
Tech has fewer 3-point FGs	-	4-10
3-point FGs are even	-	0-3
Tech attempts more FT than opponent	-	6-9
Tech attempts fewer FT than opponent	-	7-9
Free throw attempts are even	-	1-0
Tech outrebounds opponent	-	11-7
Opponent outrebounds Tech	-	2-10
Rebounds are even	-	1-1
Tech has fewer turnovers than opponent	-	3-7
Tech has more turnovers than opponent	-	11-11
Turnovers are even	-	0-0
Tech has more assists than turnovers	-	8-10
Committing more fouls	-	6-10
Committing fewer fouls	-	6-8
Fouls are even	-	2-0
4/more Jackets score in double figures	-	5-2
A Jacket scores 20 or more	-	11-8
A Jacket scores 30 or more	-	0-1
Scoring more bench points	-	7-11
Scoring fewer bench points	-	5-7
Bench scoring is even	-	1-0

Tight Games

Division I games decided by single digits in 2023-24

School	Total	Won	Lost
Lehigh	24	10	14
UAB	23	16	7
Howard	23	13	10
Georgia Tech	22	12	10
Stony Brook	22	12	10
California	21	10	11
Fordham	21	9	12
Coastal Carolina	20	8	12
UCLA	20	8	12
Seattle U	20	7	13

in a season since current Phoenix Suns guard **Josh Okogie** did so in the 2016-17 season.

Most recently, he was named after earning all-tournament honors and leading the Yellow Jackets to a runner-up finish at the Diamond Head Classic in Honolulu, Hawaii. There in three games, he averaged 18.0 points and 9.3 rebounds, hitting 23-of-26 from the floor and 8-of-9 from the foul line.

He won the honor for the second time after scoring 12 points with 19 rebounds, leading the Jackets to an 82-81 OT win over Penn State on Dec. 16 at Madison Square Garden.

The first honor came Dec. 4 after he helped Tech score back-to-back victories over ranked teams - No. 7 Duke and No. 21 Mississippi State. He had a breakout game against the Blue Devils, scoring 21 points with five rebounds, four blocked shots and two assists. He went 9-of-11 from the floor.

Baye One, Get One

Leading Georgia Tech in rebounding and No. 2 in scoring in ACC games, **Baye Ndongo** put together the finest season for a freshman since Josh Okogie in 2016-17.

The 6-9 forward averaged 12.6 points and 7.7 rebounds in conference play in 2023-24, 12.4 points and 8.2 rebounds overall. He connected on 55.4 percent of his field goals vs. ACC teams, 55.8 percent in all games.

Ndongo ranked No. 4 among freshmen in the ACC in scoring, leads in rebound average, field goal percentage and blocked shots. He ranked No. 2 among the nation's freshmen in field goal percentage, and No. 3 in rebound average, and was one of only two freshmen in Division I to average at least 12.4 points, 8.2 rebounds, 1.1 blocks and hit 55 percent of his field goal tries.

Only two freshmen in Tech history, Chris Bosh in 2002-03 and Derrick Favors in 2009-10 have exceeded Ndongo's numbers in scoring rebounding, blocks and field goal percentage.

Ndongo led the Jackets in scoring in 10 games, and in rebounds a team-high 17 games. He did this despite missing much of pre-season practice with a broken hand, and he played only five minutes against North Carolina after being injured early.

NDONGO vs. NOTABLE TECH FRESHMAN FORWARDS

Player	PPG	RPG	BPG	FG%
Tom Hammonds (1985-86)	12.2	6.4	0.3	.609
Malcolm Mackey (1989-90)	7.3	7.5	1.2	.562
James Forrest (1991-92)	13.3	6.4	0.5	.509
Matt Harpring (1995-96)	12.1	6.2	0.3	.484
Chris Bosh (2002-03)	15.6	9.0	2.2	.560
Thaddeus Young (2006-07)	14.4	4.9	0.4	.478
Derrick Favors (2009-10)	12.4	8.4	2.1	.611
Baye Ndongo (2023-24)	12.4	8.2	1.1	.558

Curious About George

Baye Ndongo was not the only freshman who has come

A Make-or-Miss Game

Georgia Tech's offensive rankings vs. the ACC last 7+ seasons (ACC regular season games only)

Year	PPG	FG Pct.	3pt FG Pct.
2023-24	70.2 (12)	.427 (13)	.349 (7)
2022-23	66.8 (13)	.413 (15)	.341 (9)
2021-22	66.0 (12)	.428 (10)	.325 (11)
2020-21	71.8 (6)	.482 (2)	.360 (3)
2019-20	69.9 (9)	.462 (2)	.341 (6)
2018-19	60.7 (15)	.426 (8)	.306 (12)
2017-18	63.6 (14)	.419 (12)	.312 (15)
2016-17	65.1 (14)	.434 (14)	.309 (15)

up big for Georgia Tech in 2023-24. **Naithan George**, who signed with Tech barely a week before the start of fall semester and did not play in the Yellow Jackets' first three games, became a dependable and sometimes clutch performer at point guard.

The 6-3 freshman made his debut off the bench Nov. 22 in a 34-point loss at Cincinnati before head coach **Damon Stoudamire** inserted him into the starting lineup, and he helped lift the Jackets to a 67-59 win over No. 21 Mississippi State and a 72-68 win over No. 7 Duke the next week.

George remained in the starting lineup, ranking among the ACC top three in assists (4.7 per game, 5.0 in ACC games) and assist/turnover ratio (2.25-1 overall, 2.38-1 in conference games) while averaging 9.8 points a game.

He reached double figures in points in 10 of Tech's last 17 games, leading the Jackets in scoring in three of those (17 at Duke, 20 at Clemson, 15 vs. Virginia).

At Clemson on Jan. 16, George made two three-point field goals in the final 20 seconds of regulation, and made two more field goals in the final minute of the second overtime (10 of his 20 points). His driving layup over 6-11 Armando Bacot with seven seconds remaining lifted Tech victory over North Carolina.

TECH'S FRESHMAN POINT GUARDS

Player (Season)	PPG	RPG	APG	FG%	3PT%	FT%
Naithan George (2023-24)	9.8	2.4	4.7	.421	.314	.690
Jose Alvarado (2017-18)	12.1	3.7	3.1	.448	.370	.802
Javaris Crittenton (2006-07)	14.4	3.7	5.8	.450	.356	.783
Jarrett Jack (2002-03)	9.5	3.5	6.0	.455	.283	.703
Tony Atkins (1998-99)	11.3	3.7	4.8	.316	.288	.667
Stephon Marbury (1995-96)	18.9	3.1	4.6	.457	.370	.738
Travis Best (1991-92)	12.3	2.5	5.7	.449	.386	.735
Kenny Anderson (1989-90)	20.6	5.5	8.1	.515	.410	.733
Mark Price (1982-83)	20.3	3.8	3.3	.435	.440	.877

TECH FRESHMEN WITH 100 ASSISTS IN A SEASON

Player (Season)	Games	Assists	Average
Naithan George (2023-24)	29	135	4.7
Iman Shumpert (2008-09)	31	154	4.9
Javaris Crittenton (2006-07)	32	184	5.8
Jarrett Jack (2002-03)	31	185	6.0
Tony Atkins (1998-99)	31	148	4.8
Travis Spivey (1997-98)	33	143	4.3
Stephon Marbury (1995-96)	36	161	4.5
Drew Barry (1992-93)	30	164	5.5
Travis Best (1991-92)	35	198	5.7
Kenny Anderson (1989-90)	35	285	8.1
Dennis Scott (1987-88)	32	116	3.6

Show Me The Way (cie)

After a five-star prep career and two seasons as a solid

TECH NOTEBOOK

Tech Highs and Lows Under Damon Stoudamire

Longest winning streak: 4 games (2023-24)
Longest ACC winning streak: 3 games (2023-24)
Longest ACC home winning streak: 1 game (2023-24)
Longest losing streak: 5 games (2023-24)
Longest ACC losing streak: 4 games (2023-24)
Most points scored in a game: 93 vs. Clemson, 1/16/2024
Most points scored in a game (regulation): 88 vs. Howard, 1/9/2023
Most points scored - ACC game: 93 vs. Clemson, 1/16/2024
Fewest points scored in a game: 51 vs. Wake Forest, 2/6/2024
Fewest points scored - ACC game: 51 vs. Wake Forest, 2/6/2024
Most points allowed in a game: 95 vs. Boston College, 1/6/2024
Most points allowed in a game (regulation): 95 vs. Boston College, 1/6/2024
Most points allowed - ACC game: 95 vs. Boston College, 1/6/2024
Fewest points allowed in a game: 49 vs. Alabama A&M, 12/9/2023
Fewest points allowed - ACC game: 58 at Notre Dame, 2/14/2023
Largest margin of victory: 22 vs. Georgia Southern (84-62), 11/6/2023
Largest margin of victory - ACC game: 9 vs. Florida State (85-76), 3/2/2024
Largest margin of victory - road game: 5 at Hawaii (73-68), 12/22/23
Largest margin of victory - ACC road game: 3 at Clemson (93-90), 1/16/2024
Largest losing margin: 35 at Cincinnati (89-54), 11/22/23
Largest losing margin at home: 29 vs. Wake Forest (80-51), 2/6/2024
Largest losing margin - ACC game: 29 vs. Wake Forest (80-51), 2/6/2024
Most points allowed in a win: 90 vs. Clemson, 1/16/2024
Most points scored in a loss: 87 vs. Boston College, 1/6/2024
Fewest points scored in a win: 65 vs. Syracuse, 2/17/2024
Fewest points scored in a loss: 58 vs. Notre Dame, 2/14/2024
Largest lead: 30 points vs. Alabama A&M (2nd half), 12/9/2023
Largest deficit: 41 points vs. Cincinnati (2nd half), 11/22/2023
Largest deficit overcome to win a game: 14 points vs. Howard (2nd half-16.55), 11/9/2023
Largest 2nd-half deficit overcome to win a game: 14 points vs. Howard (16:55), 11/9/2023
Largest deficit overcome to win a road game: 11 points (2nd half 13:14) vs. Massachusetts, 12/21/23
Largest lead given up in a loss: 16 points vs. Boston College (2nd half-19:36), 1/6/2024
Largest 2nd-half lead given up in a loss: 16 points vs. Boston College (2nd half-19:36), 1/6/2024
Highest FG pct.: 54.5 (30-55) at Duke, 1/13/2024
Highest FG pct. - ACC game: 54.5 (30-55) at Duke, 1/13/2024
Lowest FG pct.: 28.5 (17-60) vs. Wake Forest, 2/6/2024
Lowest FG pct. - ACC game: 28.5 (17-60) vs. Wake Forest, 2/6/2024
Highest 3-pt pct.: 55.0 (11-20) at Duke, 1/13/2024
Highest 3-pt pct. - ACC game: 55.0 (11-20) at Duke, 1/13/2024
Most 3-pt FG: 15 at Clemson, 1/16/2024
Most 3-pt FG - ACC game: 15 at Clemson, 1/16/2024
Lowest 3-pt pct.: 12.5 (3-24) vs. Wake Forest, 2/6/2024
Lowest 3-pt pct. - ACC game: 12.5 (3-24) vs. Wake Forest, 2/6/2024
Highest FG pct. allowed: 55.6 (35-63) vs. Boston College, 1/6/2024
Highest FG pct. allowed - ACC game: 55.6 (35-63) vs. Boston College, 1/6/2024
Lowest FG pct. allowed: 27.6 (16-58) vs. Alabama A&M, 12/9/2023
Lowest FG pct. allowed - ACC game: 31.6 (18-57) at Notre Dame, 2/14/2024
Highest 3-pt pct. allowed: 52.2 (12-23) vs. Notre Dame, 3/12/2024
Highest 3-pt pct. allowed - ACC game: 52.2 (12-23) vs. Notre Dame, 3/12/2024
Lowest 3-pt pct. allowed: 10.0 (2-20) vs. Alabama A&M, 12/9/2023
Lowest 3-pt pct. allowed - ACC game: 14.3 (3-21) at Clemson, 1/16/2024
Highest FT pct.: 90.5 (19-21) vs. Clemson, 2/21/2024
Highest FT pct. - ACC game: 90.5 (19-21) vs. Clemson, 2/21/2024
Lowest FT pct.: 42.9 (3-7) vs. Notre Dame, 1/9/2024
Most free throws made: 19 vs. Clemson, 2/21/2024
Most free throws attempted: 27 vs. Georgia Southern, 11/6/2023, and Howard, 11/9/2023
Fewest free throws made: 2 at Wake Forest, 3/5/2024
Most assists: 25 vs. Penn State, 12/16/2023
Most assists - ACC game: 22 at Miami, 2/24/2024
Fewest assists: 6 vs. Clemson, 2/21/2024
Most turnovers: 21 vs. Massachusetts, 12/21/2023
Fewest turnovers: 5 at Virginia Tech, 1/27/2024
Most blocked shots: 10 at Cincinnati, 11/22/2023
Most steals: 10 vs. Georgia Southern, 11/6/2023; Notre Dame, 1/9/2024

member of the roster at Florida, Kowacie Reeves, Jr., has blossomed as a key member of his new team at Georgia Tech.

The 6-7 guard from Macon, Ga., about 70 miles south of Atlanta, has started every game for the Yellow Jackets this season (he started 17 in two seasons at Florida) and averaged 30 minutes a game, twice his court time with the Gators.

Reeves has significantly improved his career scoring average both in all games and conference games and has markedly improved his shooting percentages from the floor.

REEVES IN ALL GAMES

Years	PPG	RPG	FG%	3FG%	FT%
Career at UF	7.0	2.1	.377	.292	.724
At GT	9.8	3.9	.417	.383	.840

REEVES IN CONFERENCE GAMES

Years	PPG	RPG	FG%	3FG%	FT%
Career at UF	6.3	1.7	.352	.252	.754
At GT	9.2	3.7	.407	.413	.813

Jackets Runner-up in Hawai'i

Georgia Tech came up short in its bid to win an in-season tournament for the first time in 20 years, falling by a 72-64 score against Nevada in the championship game of the Diamond Head Classic in Honolulu, Hawai'i.

The loss snapped a four-game winning streak for Tech, which defeated Massachusetts, 73-70, in the quarterfinals and Hawai'i, 73-68, in the semifinals of the tournament.

Freshman **Baye Ndongo** was voted to the all-tournament team after averaging 18.0 points and 9.3 rebounds over the three games. The 6-9 forward hit 23-of-26 field goal attempts and 8-of-9 free throws.

Senior **Kyle Sturdivant** scored a career-high 21 points to lead the Jackets against UMass, helping Tech erase an 11-point second-half deficit to get the win.

Against Hawai'i, Ndongo posted his second double-double of the season with 22 points and 12 rebounds. Tech led the game by as many as 21 points in the second half, then saw it completely evaporate before holding on in the last four minutes.

Ndongo scored 20 points with eight rebounds in the final against Nevada. Tech trailed nearly the entire game, rallying to within a single point twice in the final minutes before the Wolf Pack prevailed behind 30 points from Kenan Blackshear.

Three Wins Over Top-25 Teams

For the first time since its ACC Championship season of 2020-21, Georgia Tech has defeated three top-25 teams in the same season - No. 21 Mississippi State, No. 7 Duke and No. 3 North Carolina. Tech has a 3-1 record in games vs. top-25 teams, with the one loss coming in a close game at No. 7 Duke (84-79) in January.

Tech was 5-4 against top-25 teams in 2020-21.

The Yellow Jackets handed North Carolina their first ACC loss this season after a 9-0 start with a 74-73 win on Jan. 30 at McCamish Pavilion. It was Tech's first win over a team ranked in the top-3 since it downed the third-ranked Tar Heels in the semifinals of the 2005 ACC Tournament. It was the Jackets' first win over a top-3 team in the regular season since a March 3, 2004 win at No. 3 Duke, and its first win over a top-3 team at home since an 89-69 win over No. 1 North Carolina on Jan. 12, 1994.

Tech toppled two top-25 teams in the same week before Christmas, first holding No. 21 Mississippi State to a season low in points in a 67-59 victory on Nov. 28. They followed that win by defeating No. 7 Duke, 72-68, on Dec. 2 to open its Atlantic Coast Conference schedule.

Tech won consecutive games against top-25 teams for the first time since the 2020-21 season - Feb. 23 at No. 16 Virginia Tech (69-53) and March 13 vs. No. 15 Florida State (80-75). The Yellow Jackets defeated No. 21 Mississippi State

Offense/Defense Last 8 Years

Source: KenPom.com (Nat'l rank in parentheses)

Year	Tempo	Off. Eff.	Def. Eff.
2023-24	67.6 (168)	109.4 (111)	105.0 (148)
2022-23	66.6 (212)	104.4 (182)	103.9 (149)
2021-22	68.0 (117)	100.4 (225)	99.2 (110)
2020-21	67.3 (223)	113.7 (22)	96.2 (68)
2019-20	70.0 (88)	103.0 (171)	91.8 (16)
2018-19	66.8 (225)	101.7 (228)	96.5 (43)
2017-18	66.1 (227)	103.6 (197)	98.7 (61)
2016-17	68.2 (179)	100.0 (259)	91.0 (6)

Tuesday night. The last time Tech played top-25 teams in back-to-back games and beat both was the 2016-17 season - Jan. 25 vs. No. 6 Florida State (78-56) and Jan. 28 vs. No. 14 Notre Dame (62-60).

General Storylines for 2024-25

- **110th season** - Georgia Tech will play its 110th season of basketball in 2023-24, having compiled an all-time on-court record of 1,451-1,324 (22 wins and one loss from the 2016-17 and 2017-18 seasons were vacated by the NCAA Committee on Infractions).
- **Tech in the ACC** - Tech will play its 46th season as a member of the Atlantic Coast Conference, having won the conference championship in 1985, 1990, 1993 and 2021. Prior to that, Tech competed in the Metro Conference for three seasons from 1975-78, was an independent from 1964-75, and was a member of the Southeastern Conference for 32 years from 1932-64, winning one title in 1938.
- Tech was projected to finish 13th in the ACC standings last season by a vote of the conference's official media panel, and wound up in a tie for 12th place. Tech has finished ahead of its media projection seven of the last eight seasons.
- Tech has a total of 12 scholarship newcomers on its roster, including three freshmen who were judged the nation's 20th-best recruiting class (247Sports composite), and four transfers in a class ranked 53rd.

Three Jackets on 2023-24 NBA Rosters

Since 1982, Georgia Tech has produced 19 first-round NBA draft picks and 46 draft picks overall. A total of 42 Georgia Tech alumni have played in the NBA.

Three former Georgia Tech players played the 2022-23 season in the NBA - **Jose Alvarado** in his second season with the New Orleans Pelicans, **Josh Okogie** in his second season with the Phoenix Suns after playing four years in Minnesota, and **Thaddeus Young**, a 17-year NBA veteran in his second full season with the Toronto Raptors.

Derrick Favors, a 12-year NBA veteran who found himself a free agent at the beginning of the 2022-23 season, is on the roster of the Chicago Bulls' G League team.

Two other former Yellow Jackets played a full season in the G League in 2022-23 and are now with different G League teams - former center James Banks III with the Maine Celtics, and Michael Devove with the Memphis Hustle.

Moses Wright, who was on the Dallas Mavericks roster in 2021-22, played in China last season and is 2023-24 in Greece.

ACC Opponents Set for 2024-25

New Atlantic Coast Conference members California and

TECH NOTEBOOK

The Last Time a Jacket...

Scored 30 or more points:

Miles Kelly, 36 at Louisville, 2/10/2024

Led Tech in scoring off the bench:

Kyle Sturdivant, 20 vs. Florida State, 3/2/2024

Grabbed 15 or more rebounds:

Baye Ndongo, 19 vs. Penn State, 12/16/2023

Had 10 or more assists:

Naithan George, 11 vs. Notre Dame, 1/9/2024

Had a point/assist double-double:

Kyle Sturdivant (11 pts/10 ast) vs. Syracuse, 2/25/2023

Had a point/rebound double-double:

Baye Ndongo (16/10) and Miles Kelly (16/10 rebs) vs. Syracuse, 2/17/2024

Had a triple-double:

Ja'von Franklin, 14 pts/15 reb/10 ast at Syracuse, 2/28/2023

Played 40 minutes in regulation:

Lance Terry, Ja'von Franklin vs. Florida State, 3/7/2023

Played every minute of an overtime game:

Jose Alvarado (45 minutes/1 OT) vs. Duke, 3/2/2021

Played every minute of a multiple-OT game:

Matt Harpring (50 minutes/2 OT) vs. North Carolina, 2/9/1998

The Last Time the Jackets...

Scored 100 or more points:

vs. Clayton State (103-53) on 1/23/2022

Scored 100 or more points in regulation:

vs. Clayton State (103-53) on 1/23/2022

Scored 100 or more points in consecutive games:

vs. Jackson State (100-70) on 11/13/2006, Georgia State (103-74) on 11/16/2006

Scored 100 or more points twice in one season:

vs. Cornell (116-81), 11/13/2015, Green Bay (107-77) on 11/19/2015

Allowed 100 or more points:

vs. Georgia State (120-123) on 11/25/2020

Allowed 100 or more points in regulation:

vs. Duke (110-57) on 1/4/2017

Shot 60 percent or better:

.607 (34-56) at Georgia, 11/19/2021

Failed to make a three-point basket:

0-for-12 vs. Virginia, 1/22/2015

Did not allow a three-point basket:

0-for-11 vs. Pittsburgh, 3/5/2016

Failed to make a free throw:

0-for-3 vs. Pittsburgh, 1/14/2023

Grabbed 50 or more rebounds:

55 vs. Florida State, 3/2/2024

Multiple players had a double-double:

Baye Ndongo (16 pts/11 reb) and Miles Kelly (16/10 rebs) vs. Syracuse, 2/17/2024

Multiple players had 10 or more rebounds:

Baye Ndongo (14), Tyshaun Claude (10) and Tafara Gapare (10) vs. Florida State, 3/2/2024

Had 25 or more assists:

25 vs. Penn State, 12/16/2023

Blocked 10 or more shots:

10 at Cincinnati, 11/22/2023

Had 15 or more steals:

15 vs. Florida State, 3/13/2021

Had fewer than 10 turnovers:

7 vs. Notre Dame, 3/12/2024

Had 5 or more players in double-figures in points:

Naithan George (20), Kyle Sturdivant (18), Kowace Reeves, Jr. (14), Baye Ndongo (11), at Clemson, 1/6/2024

Had 6 players in double-figures in points:

Tristan Maxwell (18), Jalon Moore (15), Kyle Sturdivant (13), Lance Terry (13), Rodney Howard (11), Miles Kelly (10) vs. Alabama State, 12/17/2022

Had two or more players score 20 points:

Miles Kelly (30), Lance Terry (24), Kyle Sturdivant (20) vs. Syracuse, 2/28/2023

Had three or more players score 20 points:

Miles Kelly (30), Lance Terry (24), Kyle Sturdivant (20) at Syracuse, 2/28/2023

Had no player score 10+ points:

Virginia (57-28 loss), 1/22/2015

Allowed no player to score 10+ points:

Hawaii (73-40 win), 12/25/2019

Had no player play 30 minutes:

vs. Massachusetts (73-70 win), 12/21/2023

Won by 30 or more points:

Alabama State (96-60), 12/17/2022

Won by 40 or more points:

Kentucky State (98-50), 1/30/2010

Won by 50 or more points:

Clayton State (103-53), 1/23/2021

Lost by 30 or more points:

at Cincinnati (89-54), 11/22/2023

Played an overtime game:

at Clemson (won 93-90), 1/16/2024

Defeated a Top 10 team:

#3/3 North Carolina (74-73) 1/30/2024

Defeated a Top 25 team:

#3/3 North Carolina (74-73) 1/30/2024

Defeated a Top 10 team on the road:

#7/7 Syracuse (67-62), 3/4/2014

Defeated a Top 25 team on the road:

#16/15 Virginia Tech (69-53), 2/23/2021

Had a game postponed (subsequently rescheduled and played):

Syracuse, 12/29/2021 (COVID), played on 2/21/2022

Had a game cancelled:

Alabama A&M, 12/23/2021 (COVID)

Stanford will visit McCamish Pavilion in the 2024-25 season, while the Yellow Jackets will travel to face SMU, the ACC announced Thursday as part of its conference-wide schedule model for next season accommodating the league's three new members.

Tech maintains its two permanent home-and-away partners, Clemson and Notre Dame, and also will take on Boston College home and away in Damon Stoudamire's second season as the Yellow Jackets' head coach.

Along with Cal and Stanford, Tech will host Duke, Louisville, Miami, NC State and Virginia Tech at McCamish Pavilion. The Yellow Jackets will travel to Florida State, North Carolina, Pittsburgh, Syracuse, Virginia and Wake Forest in addition to SMU.

Tech also has non-conference games scheduled at home against Cincinnati and Georgia.

The ACC's scheduling model for 2024-25 for all teams breaks down as follows:

- Each school will play two games, home and away, versus each of the school's two current partners (Cal/SMU/Stanford will be partners with each other).

- Each team plays one of the remaining 15 teams twice, both home and away.

- Each team will play the remaining 14 conference opponents once, seven at home only, the other seven away only.

Winning Starts at Home

Georgia Tech has compiled a 131-75 record at home in 13 seasons in McCamish Pavilion. Tech is 51-53 on its home court in ACC games, 38-30 over the past eight seasons.

Tech set a program record for wins at home (17) in 2016-17, including a 7-2 ACC record and two NIT victories.

McCamish Pavilion was essentially brand new when it opened for the 2012-13 season. The only physical elements of McCamish Pavilion that remain from the venerable Alexander Memorial Coliseum are the roof and the 32 steel ribs that support it.

The capacity of McCamish Pavilion is 8,600, including 1,665 seats in the new balcony level and 6,935 seats in the lower seating bowl. There are no suites, but there is a club area that seats 500. Alexander Memorial Coliseum seated 9,191 spectators in its final configuration.

The most impressive features of McCamish Pavilion are its grand entrance, which fronts 10th and Fowler Streets, the ability for patrons to view the court from the main concourse all the way around, and the theatrical lighting system, which concentrates light on the court while leaving the seating areas dark, modeled after the Staples Center in Los Angeles and Madison Square Garden in New York.

Prior to the opening of McCamish Pavilion, Tech played 55 seasons in Alexander Memorial Coliseum, compiling a record of 556-194 (.741). Miami was the last team to play Tech in

Alexander Memorial Coliseum, a game Tech won, and was the first ACC team to play in McCamish Pavilion on Jan. 5, which Miami won. For the 2011-12 season, Tech played its home games at Philips Arena and the Arena at Gwinnett.

Tech's ACC Tournament History

Georgia Tech has played in 44 ACC Tournaments and has a 29-40 all-time record in the event. The Yellow Jackets have won four championships, in 1985 (Atlanta), 1990 (Charlotte), 1993 (Charlotte) and 2021 (Greensboro).

Tech has been a runner-up four times (1986, 1996, 2005, 2010). The 1986, 1996 and 2010 runs to the finals occurred in Greensboro. Tech also made the finals in 2005 at the Verizon Center in Washington, D.C.

Tech was 0-2 in the ACC Tournament under coach Dwane Morrison, 15-16 under Bobby Cremins (including all three titles), 9-11 under Paul Hewitt (runner-up in 2005 and 2010), 2-5 under Brian Gregory, 3-5 under Josh Pastner and 0-1 under Damon Stoudamire.

Tech did not play in the 2020 tournament while serving an NCAA postseason ban.

Tech's NCAA Tournament History

Georgia Tech has played in the NCAA Tournament 17 times in its history. Sixteen of those appearances have occurred from 1985 to the present, 10 under Bobby Cremins and five under Paul Hewitt.

The most recent was 2021, when the Yellow Jackets won the ACC Championship and earned an automatic bid, then fell 71-60 to Loyola Chicago in the opening round of the Midwest Regional.

That ended an 11-year hiatus from the NCAA Tournament that dated back to 2010, when the Yellow Jackets defeated Oklahoma State in the first round before losing to Ohio State in the round of 32 of the Midwest Regional.

Tech has a record of 23-17 in NCAA Tournament play, highlighted by its 2004 trip to the NCAA title game as well as a Final Four berth in 1990. The Yellow Jackets have reached the NCAA Sweet 16 seven times (1960, 1985, 1986, 1990, 1992, 1996, 2004).

The 2004 and 2005 appearances were Tech's first back-to-back appearances since Bobby Cremins led the Institute to the Big Dance nine straight years from 1985-93.

Georgia Tech has won at least one game in 11 of its 17 previous NCAA Tournament appearances.

Tech All-Time vs. the ACC

Opponent	Overall	in ACC	Tourney	In McCamish Pavilion	In Opponent Current Venue	Current Streak
Boston College	19-13	15-12	1-3	4-2	6-6	Lost 1
Clemson	68-77	40-54	4-1	6-5	10-42	Won 1
Duke	25-78	21-66	3-7	2-5	5-39	Lost 1
Florida State	34-46	24-32	2-2	4-3	8-19	Won 1
Louisville	15-27	2-11	0-1	2-4	0-6	Loss 1
Miami	14-16	12-15	1-1	3-4	5-7	Won 2
North Carolina	28-72	26-58	5-4	3-5	5-27	Won 1
NC State	44-61	36-47	3-3	2-5	7-13	Lost 4
Notre Dame	13-18	7-15	0-2	7-4	1-11	Lost 3
Pittsburgh	12-9	7-9	0-2	5-3	2-4	Lost 4
Syracuse	9-9	7-8	--	4-3	3-5	Won 2
Virginia	40-49	38-48	5-5	2-6	1-11	Lost 12
Virginia Tech	9-23	7-19	1-3	3-5	2-12	Lost 1
Wake Forest	47-43	46-41	0-4	6-2	11-21	Won 1

TECH NOTEBOOK

Tech in the NBA / G League

Player (years at Tech)	Current/Most Recent Team
Jose Alvarado (2017-21)	New Orleans Pelicans
James Banks III (2018-20)	Maine Celtics (G League)
Derrick Favors (2009-10)	Windy City Bulls (G League)
Josh Okogie (2016-18)	Phoenix Suns
Thaddeus Young (2006-07)	Phoenix Suns

Tech Alumni Elsewhere

Player (years at Tech)	Current/Most Recent Team
Brandon Alston (2017-19)	Batumi (Georgian Superleague)
Alade Aminu (2005-09)	Gigantes de Carolina (Puerto Rican BSN)
Demarco Cox (2014-15)	Quimper (France)
Michael Devoe (2018-22)	Syntainics MBC (Germany)
Mouhammad Faye (2006-08)	Promithias (Greece)
Ja'von Franklin (2022-23)	Borac CA (Serbia)
Marcus Georges-Hunt (2012-16)	Kuwait (Kuwait DI)
Trae Golden (2013-14)	Beijing (China)
Abdoulaye Gueye (2014-19)	Sigortam (Turkish BTL)
Josh Heath (2014-17)	Spirou Basket Charleroi (Belgium)
Ben Lammers (2014-18)	Gran Canaria (Spain)
Gani Lawal (2007-10)	Plateros de Fresnillo (Mexico LNBP)
Daniel Miller (2009-14)	Levanga Hokkaido Sapporo (Japan)
Charles Mitchell (2014-16)	Obera (Argentinian La Liga)
Khalid Moore (2018-22)	GS Lavrio AC (Greece)
Zachery Peacock (2006-10)	FOS Provence (France)
Shembari Phillips (2018-20)	Baskets Koblenz (Germany)
Glen Rice, Jr. (2009-12)	Power (Big3)
Robert Sampson (2013-15)	Nhatrang Dolphins (Vietnam)
Avi Schafer (2017-19)	Mikawa Sea Horses (Japan)
Adam Smith (2015-16)	Surne Bilbao Basket (Spain)
Jordan Usher (2019-22)	JL Bourg (France)
James White (2015-16)	Mauricio Baez (Dominican Republic)
Moses Wright (2017-21)	Olympiacos (Greece)

Former Tech Players in Coaching

Player (years at Tech)	Current Position
Ty Anderson (2006-09)	Wofford AC
Rod Balanis (1990-94)	Howard AC
Anthony Byrd (1981-84)	Knightdale (N.C.) HS HC
Saun Fein (1999-2001)	Los Angeles Clippers AC
Jarrett Jack (2002-05)	Detroit Pistons AC
Maurice Miller (2008-11)	Memphis East HS HC
Winston Neal (1999-01)	Columbia State (Tenn.) HC
Willie Reese (1985-89)	Jones County (Ga.) HS HC
Fred Vinson (1992-94)	New Orleans Pelicans AC
Mfon Udofia (2009-13)	Long Island Nets (G League) HC

Former Tech Coaches in Coaching

Coach (years at Tech)	Current Position
Amir Abdur-Rahim (2011-12)	South Florida HC
Sherman Dillard (1988-94)	Iowa AC
Chad Dollar (2011-16)	Cincinnati AHC
Brian Eskildsen (2022-23)	UC Santa Barbara AC
Bruce Evans (2012-16)	North Florida AC
Brian Gregory (2011-16)	Phoenix Suns (VP player programming)
Tavaras Hardy (2016-18)	--
Paul Hewitt (2000-11)	Ontario (G League) HC
Chris Kreider (2007-09)	Rice AC
Darryl LaBarrie (2010-11, 2016-18)	Tulane AC
Robert McCullum (2010-11)	--
Mamadou N'Diaye (2014-16)	Central Florida AC
Billy Schmidt (2011-14)	Chicago Bulls AC
Julian Swartz (2016-23)	Georgia Southern AC
Cliff Warren (2000-05)	--
Anthony Wilkins (2018-23)	UTRGV AC
Charlton Young (2005-09)	Missouri AC

Top Freshman Seasons (ppg)

Kenny Anderson** (1989-90)	20.6
Mark Price** (1982-83)	20.3
Stephon Marbury** (1995-96)	18.9
Dion Glover (1997-98)	18.4
Josh Okogie (2016-17)	16.1
Chris Bosh** (2002-03)	15.6
Dennis Scott** (1987-88)	15.5
Javaris Crittenton (2006-07)	14.4
Thaddeus Young (2006-07)	14.4
Bruce Dalrymple** (1983-84)	13.6
Glen Rice, Jr. (2010-11)	13.3
Derrick Favors** (2009-10)	12.4
Travis Best (1991-92)	12.3
Tom Hammonds** (1985-89)	12.2
Matt Harpring (1994-95)	12.1
Baye Ndongo (2023-24)	12.4
John Salley (1982-83)	11.5
Tony Akins (1998-99)	11.3

**ACC Rookie of the Year

Top Freshman Seasons (rpg)

Chris Bosh** (2002-03)	9.0
Derrick Favors** (2009-10)	8.4
Baye Ndongo (2023-24)	8.2
Malcolm Mackey (1989-90)	7.5
Bruce Dalrymple** (1983-84)	6.9
Alvin Jones (1997-98)	6.7
Tom Hammonds** (1985-86)	6.4
James Forrest (1991-92)	6.4
Matt Harpring (1995-96)	6.2

**ACC Rookie of the Year

Top Freshman Seasons (apg)

Kenny Anderson** (1989-90)	8.14
Jarrett Jack (2002-03)	5.97
Javaris Crittenton (2006-07)	5.75
Travis Best (1991-92)	5.66
Drew Barry (1992-93)	5.47
Iman Shumpert (2008-09)	4.97
Tony Akins (1998-99)	4.77
Naithan George (2023-24)	4.66
Stephon Marbury** (1995-96)	4.47
Dennis Scott** (1987-88)	3.62
Mark Price** (1982-83)	3.25
Brian Oliver (1986-87)	3.17
Jose Alvarado (2017-18)	3.08

**ACC Rookie of the Year

Career Games With ...

Led Tech in Points	2023-24	Career
Naithan George	3	3
Baye Ndongo	10	10
Kowacie Reeves, Jr.	3	3
Lance Terry	-	5

Led Tech in Rebounds	2023-24	Career
Baye Ndongo	18	18
Kowacie Reeves, Jr.	4	4

Double-Figure Points	2023-24	Career
Naithan George	12	12
Javian McCollum	21	45
Ryan Mutombo	1	1
Baye Ndongo	19	19
Luke O'Brien	10	18
Duncan Powell	21	30
Kowacie Reeves, Jr.	13	32
Lance Terry	-	46

20-plus Points	2023-24	Career
Naithan George	2	2
Javian McCollum	4	17
Baye Ndongo	5	5
Duncan Powell	3	4
Kowacie Reeves, Jr.	1	3
Lance Terry	-	6

30-plus Points	2023-24	Career
Javian McCollum	-	1

10-plus Rebounds	2023-24	Career
Ryan Mutombo	1	1
Baye Ndongo	8	8
Luke O'Brien	-	5
Duncan Powell	6	9
Kowacie Reeves, Jr.	1	1

Double-Doubles	2023-24	Career
Ryan Mutombo	1	1
Baye Ndongo	5	5
Duncan Powell	5	8
Kowacie Reeves, Jr.	1	1

Tech Among ACC Leaders

All Games	Player	#	Rank
Assist/TO ratio	Naithan George	2.25	8
Assists per game	Naithan George	4.7	2
Blocks per game	Baye Ndongo	1.10	12
Rebounds per game	Baye Ndongo	8.2	7
Off. reb. per game	Baye Ndongo	2.55	7
Def. reb. per game	Baye Ndongo	5.66	9
Field goal pct.	Baye Ndongo	.558	2

TECH NOTEBOOK

McCamish Pavilion 411

Name: McCamish Pavilion (mc-KAM-ish), named for Atlanta insurance executive Hank McCamish who gave the lead gift for the facility

Capacity: approximately 8,600 (6935 court level, 1665 balcony level)

Cost: \$50 million

Contractor: Whiting-Turner

Architect: Populous

Cremins Court: the court remains named for the former Tech head coach

Alexander Courtyard: located at the Fowler Street entrance, honors the former Tech director of athletics and the history of the former Tech home arena named for him

Grand entrance: 10th and Fowler Streets, foyer includes graphic representations of retired jerseys and Tech's two Final Four appearances

Other entrances: West entrance off Fowler Street (students and media), East entrance from main arena parking (for club patrons)

Features: center-hung scoreboard and video boards, mezzanine fascia ribbon boards, theatrical lighting, primarily chairback seating, club area

Facts and Dates

- 2,500 cubic yards of concrete removed
- 3,000 cubic yards of concrete installed
- 500 tons of new steel installed
- Over 1 mile of new railing installed
- 20,000 gallons of paint used
- 2,000 feet of new mechanical piping
- 2,500 feet of new ductwork
- \$4M in new audio-visual and scoreboards
- 50 TV's throughout the concourse and Callaway Club
- Farthest distance material traveled to site: 4,835 miles
- Shortest distance material traveled to site: 1 mile
- Number of Tech alumni involved in the project: over 100
- Number of days construction took: 520
- Number of 1950's old style Coke bottles found while installing the underground foundations: 11
- Number of new staircases: 13
- Number of new sports lights for the competition floor: Over 300
- 270-degree court view from concourse

Groundbreaking: May 5, 2011

Opening: October, 2012

First public event: Oct. 21, 2012 - Jacket Jam (men's and women's scrimmages)

First men's game: Nov. 9, 2012 vs. Tulane

Head coaches: Brian Gregory of Georgia Tech, Ed Conroy of Tulane

Officiating crew: Karl Hess, Gary Maxwell, Raymond Styons

TV announce crew: Tom Werme, Cory Alexander (ACC Network, syndicated over-the-air iteration)

First Tech points: Marcus Georges-Hunt (2 FT, 18:13, 1st half)

First basket: Tulane's Josh Davis (18:44, 1st half)

Attendance: 8,600 (sellout)

First women's game: Nov. 11, 2012 vs. Tennessee

Tech played 55 seasons in Alexander Memorial Coliseum, compiling a record of 556-194 (.741). Miami was the last team to play Tech there, a game Tech won, and was the first ACC team to play in McCamish Pavilion, which Miami won. For the 2011-12 season, Tech played its home games at Philips Arena and the Arena at Gwinnett.

BIO UPDATES

Head Coach Damon Stoudamire • 2nd season at Tech

Well-known throughout the basketball world for his success as a player and coach at the collegiate and professional levels, Damon Stoudamire became the 15th head coach in Georgia Tech men's basketball history on March 14, 2023.

In his first year on The Flats, the former collegiate All-American and NBA standout remade the Tech roster and guided the Yellow Jackets to three victories over top-25 teams and wins over three ACC teams that advanced to the Sweet 16 of the NCAA Tournament - Duke, North Carolina and Clemson.

Stoudamire came to Georgia Tech after most recently serving as an assistant coach of the Boston Celtics, who sat atop the NBA's Atlantic Division standings at the time of his hiring at Tech. He was with the Celtics for nearly two seasons (2021-22 and 2022-23), after a successful five-season stint as the head coach at Pacific (2016-21). At Pacific, he was named West Coast Conference Coach of the Year in 2020 after leading the Tigers to a 23-10 record in 2019-20, good for the program's best winning percentage (.697) in 15 years, and a third-place finish in the powerful WCC (behind only national powers Gonzaga and St. Mary's). He also was honored with the Ben Jobe Award, given annually to the nation's top minority head coach.

Stoudamire established himself as one of his generation's premier players when he was a three-time all-conference performer, the 1995 Pac 10 co-Player of the Year and a consensus first-team All-American at Arizona, where he played for four seasons from 1991-95. After helping lead the Wildcats to the Final Four as a junior in 1994, he capped his collegiate career by averaging 22.8 points per game, en route to the co-conference Player of the Year and consensus first-team All-America recognition in 1995. He was a finalist for 1995 Wooden Award (National Player of the Year).

At the conclusion of his Arizona career, Stoudamire was the Wildcats' all-time leader in 3-pointers made (272) and ranked second in points (1,849) and fourth in assists (663). He was the only player in Arizona history with two 40-point games.

His amateur career also included helping lead the United States to the gold medal in the 1993 World University Games (where he led the team in assists and steals despite being the youngest player on the roster) and the bronze at the 1994 Goodwill Games.

Stoudamire was selected by the Toronto Raptors with the seventh overall pick in the 1995 NBA Draft and averaged 13.4 points and 6.1 assists per game over the course of a 13-year professional playing career that included stints with the Raptors (1995-98), Portland Trail Blazers (1998-05), Memphis Grizzlies (2005-08) and San Antonio Spurs (2008). He was named the 1996 NBA Rookie of the Year after averaging 19 points and 9.3 assists per game in his first NBA campaign, the first of four-straight seasons that he averaged at least 17 points and eight assists per contest.

Following the conclusion of his NBA playing career in 2008, Stoudamire immediately embarked on his coaching career, beginning as director of player development at Rice in 2008-09. He then went on to serve as an assistant coach with the Memphis Grizzlies for two seasons (2009-11), before getting back into the college game with stints as an assistant at Memphis (2011-13), his alma mater Arizona (2013-15) and again at Memphis (2015-16).

After helping lead Memphis and Arizona to four conference championships (two Conference USA titles at Memphis, two Pac-12 crowns at Arizona) and four NCAA Tournament berths (including back-to-back Elite Eight appearances at Arizona) in six seasons, Stoudamire was hired as the head coach at Pacific in 2016. He inherited a program coming off an 8-20 campaign and quickly built it into a WCC contender, highlighted by the 23-10 campaign in 2019-20. The Tigers' 11-5 conference record that season remains their most-ever wins in WCC play. Combined with a 9-9 record in league play in 2017-18, Stoudamire led Pacific to its only two .500-or-better conference records since the Tigers joined the WCC in 2013-14.

After posting a 9-9 overall record during the Covid-shortened 2020-21 season, Stoudamire returned to the NBA as an assistant coach for the Celtics. In his first season in Boston, he helped lead the Celtics to the 2022 NBA Finals. This season, the Celtics stand in first place in the Atlantic Division and in second both in the Eastern Conference and in the NBA's overall league standings. With Boston, he coached a pair of metro-Atlanta natives in Malcolm Brogdon (Norcross, Ga.) and Jaylen Brown (Alpharetta, Ga.).

A Portland, Ore. native, Stoudamire, 50, graduated from Woodrow Wilson High School in 1991 and earned his bachelor's degree from Arizona in 2008. He has a daughter, Kemeco, and two sons, Damon and Brandon.

Stoudamire as a Head Coach

Season	School	Overall	Conference	Postseason
2016-17	Pacific	*11-22	*4-14 / 9th	*on-court record
2017-18	Pacific	14-18	9-9 / 14th	
2018-19	Pacific	14-18	4-12 / 9th	
2019-20	Pacific	23-10	11-5 / 13rd	
2020-21	Pacific	9-9	6-7 / 5th	
at Pacific	5 years	71-77	34-47	
2023-24	Georgia Tech	14-18	7-13	
at Georgia Tech	1st year	14-18	7-13	
CAREER	6th year	85-95	41-60	

Stoudamire Coaching Resume

- Georgia Tech, head coach (2023-present)
- Boston Celtics, assistant coach (2021-23)
- Pacific, head coach (2016-21)
- Memphis, assistant coach (2015-16)
- Arizona, assistant coach (2013-15)
- Rice, director of player development (2008-09)
- Memphis, assistant coach (2011-13)
- Memphis Grizzlies, assistant coach (2009-11)

Honors: All-Pac-10 Conference (1993, 1994, 1995), Pac-10 Co-Player of the Year (1995), Consensus first-team All-American (1995), finalist for the Wooden Award (1995), West Coast Conference Coach of the Year (2020), Ben Jobe Award (2020)

Playing Experience: Lettered four years at Arizona (1991-95), Toronto Raptors (1995-98), Portland Trail Blazers (1998-2005), Memphis Grizzlies (2005-08), San Antonio Spurs (2008)

Coaching Staff

KARL HOBBS

Associate Head Coach • 2nd season at Tech

Karl Hobbs, who directed George Washington to three straight NCAA Tournament appearances as a head coach, captured two national titles as an assistant at Connecticut and helped Rutgers to three post-season appearances in his most recent stop, joined the Georgia Tech men's basketball staff as associate head coach in April of 2023.

Hobbs has 36 seasons of Division I coaching experience and 21 post-season appearances on his resume, and comes to The Flats following seven seasons as associate head coach at Rutgers. He helped guide the Scarlet Knights to post-season appearances each of the past three seasons, including back-to-back appearances in the NCAA Tournament in 2021 and 2022, marking the first time RU made the big dance in consecutive seasons since 1976. Hobbs helped Rutgers snap a 30-year NCAA Tournament drought when the Scarlet Knights earned a berth in the 2021 the NCAA Tournament, their first appearance since 1991..

B.J. ELDER

Assistant Coach • 6th season at Tech

A standout member of the Yellow Jackets' 2004 NCAA runner-up team, B.J. Elder joined the men's basketball staff in July of 2019 as associate director of player personnel. He was elevated to assistant coach in December 2023.

A veteran of 10 years in European professional basketball following his stellar Tech career, Elder, 38, came to Tech following three seasons as assistant boys' basketball coach at Clarkston High School. He has served as the basketball staff's liaison with academic services, campus housing and dining, media and marketing, as well as spearheading outreach to former Tech players.

PERSHIN WILLIAMS

Assistant Coach • 2nd season at Tech

A former graduate assistant with the Georgia Tech men's basketball program, Pershin Williams joined the Yellow Jackets' men's basketball staff as assistant coach in April of 2023 following four seasons on the bench at Kennesaw State.

Now with 12 years of full-time college coaching experience, Williams helped head coach Amir Abdur-Rahim build the KSU program into a championship team in the Atlantic Sun Conference and an NCAA Tournament team in 2023. KSU went 26-9 last season, 15-3 in the A-Sun, and three Owls earned all-conference recognition after being picked to finish eighth in the pre-season conference poll..

NATE BABCOCK

Assistant Coach • 2nd season at Tech

After two seasons as an assistant coach with the Grand Rapids Gold in the G League, Nate Babcock joined the Georgia Tech men's basketball staff as quality control coach in June of 2023. He returns to the collegiate ranks after nine years on the professional level.

Prior to his time in Grand Rapids, the G League affiliate of the Denver Nuggets, Babcock spent seven years in various support roles in the NBA and G League. He joined the Gold after three years as the special assistant to the head coach with the Atlanta Hawks organization where he assisted with player development as well as opponent scouting and game preparation..

BONZI WELLS

Assistant Coach • 2nd season at Tech

A 12-year veteran of professional basketball, including 10 in the National Basketball Association, Bonzi Wells joined the Georgia Tech men's basketball staff as an assistant coach in August of 2023. Wells will concentrate his efforts on player development and on-court coaching.

Wells, 46, came to Tech following two seasons as the head coach at Division II LeMoyne-Owen College in Memphis, Tenn., where he led the Magicians to a 34-23 record across his two years, including an 18-11 mark in 2022-23.

BIO UPDATES (see game-by-game stats and career highs in stat pack)

1 • Naithan George • G • 6-3 • 180 • So.

- Point guard from Canada who attended Canyon International Academy in Glendale, Ariz., his last three years of high school
- First freshman to start at point guard for Tech since Jose Alvarado, though he did not see action until the fourth game of the season
- Started Tech's final 28 games, averaging 29.8 minutes and playing well in Tech's ACC wins (10.6 ppg, 4.8 rpg, 47.4 pct. FG)
- Averaged 9.3 points and 4.6 assists (No. 2 in the ACC) in all games; 9.8 points and 5.0 assists (No. 2 in the ACC) in conference games
- Posted Tech's highest assist average (4.66) for a freshman since Javaris Crittenton in 2006-07 (5.75), and was Tech's first freshman since 2008-09 (Iman Shumpert) to have 100 or more assists (135)
- Owned the ACC's third-best assist-turnover ratio in conference games (2.38-1) ... Ranked No. 8 in all games (2.25-1)
- Finished the season with a flurry, scoring a season-high 24 points (8-13 FG, 5-8 3-pt FG, 3-3 FT) with seven assists in Tech's ACC Tournament loss to Notre Dame ... Averaged 15.8 points (24-44 FG, 7-14 3-pt FG) and 4.8 assists over the final four games
- Scored in double digits in 10 of Tech's last 17 games - only twice in his first 12 games
- Scored 10 of his season-high 20 points in the final 22 seconds of regulation and final minute of second OT to lift Tech over Clemson ... Scored the winning basket vs. North Carolina with a left-handed layup over Armando Bacot
- Had 10 games of six or more assists, including season high 11 against Notre Dame, most for a Tech player since 2008
- Averaged 10.7 points and 3.3 assists to help Tech's runner-up finish at the Diamond Head Classic, including a season-high 14 points in semifinal win over Hawai'i
- Made first career start vs. Mississippi State, scoring 11 points with four rebounds in 32 minutes
- Made his Tech debut at Cincinnati after not playing first three games, scoring eight points and hitting two three-point field goals in 15 minutes (11 in the second half)
- Plays with high energy and has a tremendous work ethic ... Committed to playing both ends of the floor
- Chose Tech over offers from Texas A&M Corpus Christi, Sam Houston State, Seattle
- Averaged 15 points, eight assists and five rebounds per game in 2022-23 at Canyon International Academy, which fields a national team that competes against junior colleges and on The Grind Session prep circuit
- Led to state championships in 2022 and 2023

2 • Javian McCollum • G • 6-2 • 190 • Sr. (TR)

- Transfer from Oklahoma where he played one season (2023-24) after competing for two years at Siena in Albany, N.Y. ... Has one season of eligibility at Tech ... Name pronounced "JAY-vee-un muh-CALL-um"
- No. 31 in ESPN's transfer portal ranking, and 247Sports deemed him No. 2 among transfers into ACC programs
- Has averaged 12.2 points and 3.1 assists per game over his college career, totaling 990 career points over 81 games (57 starts)
- Has connected on 42.6 percent of his shots from the floor, 34.7 percent from three-point range and 90.1 percent from the free throw line
- Earned 2023-24 All-Big 12 honorable mention honors in 2023-24
- Appeared in 30 games (30 starts) last year at OU, averaging 13.3 points, 3.4 assists, 2.6 rebounds and 0.8 steals per outing
- Shot 40.4 percent (132-327) from the field, 31.4 percent (54-172) from deep and a school-record 94.3 percent (82-87) from the free throw line ... Made a program record 39 consecutive free throws
- Recorded 21 games with 10-plus points
- Appeared in 27 games (25 starts) as a sophomore at Siena ... Averaged 15.9 points, 3.9 assists, 2.1 rebounds and 1.1 per game ... Recorded 18 games with 10-plus points and 12 contests with 5-plus assists
- Shot 43.0 percent (136-316) from the field, 35.6 percent (52-146) from three and 89 percent (105-118) from the free throw line

3 • Jaeden Mustaf • G • 6-5 • 206 • Fr.

- Consensus four-star combo guard with excellent size, court vision, play-making and shooting abilities... Name pronounced "JAY-dun MOO-stoff"
- Ranked No. 58 nationally overall and No. 7 at his position in the 247Sports Composite ranking
- Picked Tech over a top-six list that also included NC State, Maryland, Florida State, Indiana and Arkansas
- Attended Overtime Elite in Atlanta for his senior year after spending his junior season at Carmel Christian School in Matthews, N.C.
- Averaged 10.2 points, 5.6 assists and 3.8 rebounds over 16 games with the City Reapers team ... Improved to 11.1 points, 6.1 assists and 4.3 rebounds over eight games in the City Reapers'

run to the finals, where they defeated RWE to win the OTE title

- Earned all-state honors at Carmel Christian and led his team to a 28-4 record and a berth in the state championship game ... Averaged 15.9 points, 5.8 rebounds and 3.8 assists per game at Carmel in 2022-23
- Prior to that, attended DeMatha Catholic High School in Hyattsville, Md., where he averaged 8.5 points, 3.8 rebounds and 2.3 assists in 2021-22 as a sophomore
- Son of former Maryland star Jerrod Mustaf

12 • Ryan Mutombo • C • 7-2 • 259 • Gr. (TR)

- Atlanta high school star who returned home to play at Georgia Tech following three seasons at Georgetown ... Has one season of eligibility at Tech ... Last name pronounced "moo-TOM-bo"
- Played a total of 54 games, making one start, over three seasons with the Hoyas ... Averaged 8.1 minutes per game, 3.3 points and 2.3 rebounds ... Connected on 51.8 percent of his shots from the floor
- Appeared in 15 games, playing a total of 55 minutes ... Scored 11 points on the season and contributed 18 rebounds, a steal and a block ... Recorded a season-high four points and three rebounds in win over Le Moyne (Nov. 7)
- A product out of the Lovett School in Atlanta, was named All-State first team at center by the Atlanta Journal Constitution his senior season
- Surpassed the 1,500-point milestone at the Lovett School ... Was a 4-star prospect in the class of 2021 ranked No. 112 nationally by 247Sports, No. 17 among centers
- Son of former Georgetown and Atlanta Hawks star Dikembe Mutombo

11 • Baye Ndongo • F • 6-9 • 214 • Fr.

- Name pronounced "BYE NDONG-go" ... Pronounce the N with no vowel before or after
- Made the ACC's All-Freshman team, first Jacket to do so since Josh Okogie in 2017 ... Fianlist of the Kyle Macy Award (top freshman in Division I)
- Played and started last 29 games after missing the first three and most of the pre-season with a hand injury ... Excellent defender and rebounder who is difficult to stop around the basket
- Tech's top rebounder at 8.2 per game and No. 2 scorer at 12.4 points per game ... Ranks No. 7 in the ACC in rebound average, No. 6 in offensive rebounds (2.55 per game), No. 2 in field goal percentage (55.8) and No. 12 in blocked shots (1.10 per game)
- In Tech's last four games, averaged 16.8 points, 10.3 rebounds, 26-of-47 percent from the floor, 14-of-17 from the foul line ... Matched his season high of 22 points in Tech's ACC Tournament loss to Notre Dame
- Finished No. 3 among freshmen nationally in rebound average and No. 2 in field goal percentage
- One of two freshmen in the nation (JT Toppin of New Mexico was the other) to average at least 12.4 points, 8.2 rebounds, 1.1 blocks and hit 55 percent from the floor
- Only Chris Bosh and Derrick Favors exceeded Ndongo's numbers in those categories as freshmen at Tech
- Averaged 12.6 points and 7.7 rebounds in ACC games and hit 55.4 percent from the floor
- Recorded six double-doubles during the season (Penn State, Hawai'i, Boston College, Clemson, Syracuse, FSU), missed four others by one rebound
- Scored in double digits in 12 straight games before Jan. 30 vs. UNC (played only 5 minutes due to injury), averaging 15.4 points and 9.3 rebounds, and hit on 66.1 percent of his field goals (78-of-118)
- Named ACC Rookie of the Week three times, most recently after making the all-tournament team at the Diamond Head Classic (18.0 ppg, 9.3 rpg, 23-26 FG, 8-9 FT) ... That included a 22-point, 12-rebound game in the semifinals vs. Hawai'i ... Scored 20 with eight boards against Nevada
- Had his breakout game Dec. 2 vs. No. 7 Duke with 21 points (9-11 FG), 5 rebounds, 4 blocked shots, 2 assists ... Named ACC Rookie of the Week after that effort
- Notched first career double-double Dec. 16 against Penn State with 12 points and 19 rebounds ... Tied for most rebounds ever by a Tech freshman ... Again named ACC Rookie of the Week for that performance
- Versatile, skilled and athletic forward who was rated a four-star prospect by On3, three-star by Rivals and 247Sports ... Ranked as high as No. 120 by Rivals and No. 23 among power forwards
- Chose the Yellow Jackets over Michigan and Nebraska after originally committing to Rutgers in January
- Has a 7-foot, 2-inch wingspan ... Grew up in a soccer family, but an older sister persuaded him to try basketball at age 14
- Played the 2022-23 season at Putnam (Conn.) Science Academy, helping lead the team to its fourth national prep school championship in five years (38-3 record in 2022-23)
- Played for Senegal's U19 team in the U19 World Cup in 2021

BIO UPDATES (see game-by-game stats and career highs in stat pack)**35 • Emmer Nichols • F • 6-6 • 215 • r-Fr.**

- Non-scholarship player who joined the Tech program for the fall, 2022 semester ... Redshirted the 2022-23 season
- Played in two games ... Saw the first action of his career Nov. 22 at Cincinnati (two minutes, one rebound)
- Suffered a broken leg on Jan. 19 and was sidelined the remainder of the season
- Versatile player and left-handed shooter who is skilled in all facets of the game
- No. 42-ranked player in the state of California according to Max Preps
- Played four years at Sacred Heart Preparatory School, serving two years as team captain
- Helped Sacred Heart to a pair of league championships, including a Central Coast Section title in 2021
- As a senior, led SHP to a 25-5 record overall as a senior and 14-0 mark in its league
- Earned second-team Central Coast Section WBAL all-league, first-team all-league in 2020 and 2022 (MVP and defensive player of the year in 2022)

9 • Luke O'Brien • F • 6-8 • 222 • Sr. (TR)

- Transfer from Colorado who played four seasons and was a key rotation player the last three for the Buffaloes ... Steadily improved and saw more playing time with each season
- Played in 111 games and made 29 career starts, 19 of those last season ... Averaged 4.8 points and 3.7 rebounds for this career, hitting 44 percent of his shots from the floor and 35 percent from three-point range
- Helped Colorado reach the NCAA Tournament twice in his time as a Buffalo
- Helped lead Colorado to the NCAA Tournament, the championship game of the Pac-12 Tournament and a program-record 26 victories in 2023-24
- Averaged a career-best 6.7 points and 3.8 rebounds per game ... Played 35 games, starting 19, and averaged 23.6 minutes
- Started the Buffaloes' final 10 games, playing 30 or more minutes in three
- Connected on 45.6 percent of his shots from the floor, 37.6 percent from three-point range and 65.8 percent from the foul line
- Scored in double digits 10 times, two of those against Pac-12 teams and one in Colorado's second-round NCAA Tournament win over Florida, when he went 5-for-5 from the floor and scored 12 points

45 • Doryan Onwuchekwa • C • 6-11 • 235 • Fr.

- Name pronounced "DOR-ee-un ON-woo-CHECK-wuh" ... Teammates call him "D.O."
- Three-star center prospect who attended the Faith Family Academy of Oak Cliff in Dallas, Texas
- Ranked No. 112 nationally by 247Sports Composite, No. 19 at his position and No. 7 overall in the state of Texas
- Helped Faith Family Academy at Oak Cliff to a 118-24 record over four years under head coach Brandon Thomas, and a perfect 34-0 mark in district play
- The Eagles won University Interscholastic League 4A state titles in 2022, 2023 and 2024, and lost in the state semifinals his freshman year
- Earned all-state honors by the Texas Association of Basketball Coaches, and was named to the all-Dallas metro team (2nd-team in 2023, 1st-team in 2024) by the Dallas Morning News ... Selected to the 4A Boys all-tournament team in 2023 and 2024
- Was a McDonald's All-American game nominee
- In the final two games of Faith Family Academy's 2023 title run, he scored 34 points and had 28 rebounds, seven assists and five blocks

31 • Duncan Powell • F • 6-8 • 240 • Jr. (TR)

- Former top-100 high school prospect who transferred to Tech from Sacramento State
- Improving frontcourt player who has two years of Division I collegiate experience, having spent two years (red-shirted one year) at North Carolina A&T
- Played in 29 games, including 23 starts last season at Sac State ... Missed the final five games of the season with injury
- Was the Hornets' leading scorer (12.1 ppg) and rebounder (7.0 rpg) ... The rebounds ranked sixth in the Big Sky Conference
- Also averaged 2.0 assists and 26.5 minutes while shooting 49 percent (130-264) from the field and 69 percent (76-111) from the free throw line ... Averaged 3.8 trips to the free throw line per game
- Scored in double figures 21 times, pulled 10-plus rebounds six times, and had five double-doubles
- Played in 30 games for North Carolina A&T in 2022-23, including four starts ... Named to the CAA all-Rookie team ... Averaged 8.0 points, 5.7 rebounds, 0.7 steals, 0.7 blocked shots and 22.5 minutes per game while shooting 42 percent from the field
- Saw his minutes steadily increase as the season went on, scoring in double figures and playing at least 30 minutes each of the last five games
- Born in Conover, N.C., but went to high school at DeSoto High School in DeSoto, Texas ... During

his junior season of ball at DeSoto, he averaged 21.1 points, 8.2 rebounds and 5.0 assists, then was sidelined his senior year due to injury

- Ranked No. 84 overall in the 2021 class according to ESPN

14 • Kowacie Reeves, Jr. • F • 6-7 • 202 • Jr.

- First name pronounced "ko-WAY-see" ... Teammates and coaches call him "WAY-see"
- One of two Tech players to start every game (Miles Kelly was the other) and was No. 3 on the team in minutes per game
- No. 3 in Tech's scoring column at 9.8 points per game, hitting double digits in 13 games
- Established career highs for himself in every statistical category except free throws made and attempted
- Reached double digits just twice in Tech's last 13 games, but came up big with a 15-point game (6-11 FG, 3-7 3pt FG) Feb. 24 at Miami
- Connected on 41.7 percent of his shots from the floor, No. 2 on the team in three-point rate (38.3 pct.) and No. 2 in free throw percentage (84.0 pct.)
- No. 3 on the team blocked shots (16) and fourth in steals (16)
- Averaged 9.2 points and 3.7 rebounds in ACC games, while connecting on 40.7 percent from the floor and team-high 41.3 percent on threes
- Has 117 three-point field goals in his college career, including 51 in 32 games at Tech, more threes than in either of his first two full seasons in college
- Surpassed 700 points for his career at Miami, now at 736
- Averaged 8.3 points and 4.3 rebounds in three games to help Tech reach the championship game of the Diamond Head Classic
- Notched first career double-double against Alabama A&M with 20 points and 10 rebounds ... Was his third career 20-point game
- Tallied 14 points (5-7 FG, 4-5 3pt FG) with four rebounds in his ACC debut vs. Duke ... Scored 15 with five boards vs. Penn State ... Had 18 points with six boards at Florida State ... Had 15 points on five three-pointers at Clemson
- Former four- and five-star-rated recruit from Georgia who played two seasons at Florida before transferring to Georgia Tech ... Has two seasons of eligibility remaining
- Helped lead Florida to appearances in the NIT both of his seasons in Gainesville ... Averaged 7.1 points and 2.1 rebounds in 60 games (17 starts), averaging 17.5 minutes per game
- Rivals five-star recruit and ESPN and 247 four-star prospect in 2021, rated in the top 30 overall and the No. 6 shooting guard by both Rivals and 247

33 • Marcos San Miguel • G • 6-4 • 190 • Fr.

- First-year non-scholarship student-athlete from Campbell High School in Smyrna
- Saw action in one game (Alabama A&M) ... Took two shots but did not score, and grabbed a rebound in 1:55
- Four-year varsity letterwinner in basketball at Campbell High School, serving as team captain three years ... Helped the Spartans to a 17-12 overall record as a senior
- Graduated from Campbell with a 4.77 weighted GPA ... Also served in IB Leadership Core Team, Human Rights Club (Vice President), Interact Service Club, Chess Club, Academic Quiz Bowl, National Honor Society, Spanish Honor Society, Campbell Fellowship
- Gold Scholar at Georgia Tech enrolled in computer science with a minor in Spanish
- Officiates youth basketball in his spare time for East Marietta Basketball, Inc. ... Founded and leads organization called Take a Charge National Fundraising Campaign, in which he seeks donations for each charge he takes in basketball games, originating to raise funds for a friend who suffered a traumatic brain injury playing football, with additional funds directed toward people in need

30 • Ibrahim Souare • F • 6-9 • 214 • Fr.

- Name pronounced "EE-bruh-HEEM SWAR-ay (rhymes with soiree)"
- Power forward prospect from Guinea who was recruited out of Canyon International Academy in Glendale, Ariz.
- Enrolled for fall semester and eligible to play in 2023-24 ... Took a red-shirt year and did not see action in 2023-24
- Measured 7-2 wingspan, 30-inch vertical leap ... Listed at 6-foot-7 for the FIBA 2022 U18 Championship, grown two inches since then
- Averaged 11.7 points, 7.7 rebounds and 1.7 assists for Guinea in the 2022 FIBA U18 African Championship in Madagascar ... Averaged 29.3 minutes over six games

BIO UPDATES (see game-by-game stats and career highs in stat pack)

10 • Darrion Sutton • F • 6-8 • 199 • Fr.

- Four-star forward prospect from the St. Louis, Mo., area who spent his senior year at Overtime Elite in Atlanta after his game and his recruitment took off over the summer of 2023 ... Left-handed shooter ... First name pronounced "DARE-ee-on"
- Ranked No. 98 nationally in the 247Sports Composite rankings, No. 24 among small forwards and No. 11 overall in the state of Georgia
- Chose the Yellow Jackets over Michigan and Missouri
- Averaged 10.6 points, 8.2 rebounds and 3.5 assists over a 17-game schedule for Team RWE at Overtime Elite in 2023-24, hitting 58.4 percent of his shots from the floor
- Helped RWE advance to the championship series of the OTE playoff, averaging 3.7 points, 4.0 rebounds and 2.3 assists over seven games
- Played his junior year at Denver (Colo.) Accelerated Way ... Participated in the NBPA Top 100 Camp and Pangos All-American Camp in the summer of 2023

0 • Lance Terry • G • 6-3 • 198 • Sr.

- Atlanta-area high school product who played three seasons at Gardner-Webb University before transferring to Georgia Tech prior to the 2022-23 season
- Recovered from a pre-season injury that forced him to miss the first eight games, but elected to red-shirt and return to action in 2023-24 ... Cleared to practice just before Tech's trip to Hawaii
- Has 892 career points in college, second on the team behind Javian McCollum
- No. 2 on the team in scoring at 10.1 points per game in 2022-23 while hitting 42.1 percent of his shots from the floor, 38.8 from three-point range (top percentage on the team) and 81.4 percent from the foul line
- Averaged 11.4 points in ACC games (No. 2 on the team), connecting on 41.3 percent from the floor, a team-high 42.1 from three-point distance and 79.4 percent from the free throw stripe
- Was a key figure both as a starter and a reserve offensively, and his best offensive games occurred in Tech's seven ACC wins (tournament win included) ... Scored a season-high 24 points in the Jackets' Jan. 4 win over No. 12 Miami, 19 in their Feb. 8 win over Notre Dame, 14 vs. Virginia Tech on Feb. 15, 17 vs. Louisville on Feb. 25, 24 at Syracuse on Feb. 28 and 17 at Boston College
- In those seven wins, averaged 17.7 points, connected on 47.3 percent of his field goals, and 52.1 percent of his threes, playing the full 40 minutes in all but the Syracuse game, in which he was subbed out with 56 seconds left when the Jackets emptied the bench
- Missed four straight ACC games (Syracuse on Jan. 21 through Louisville on Feb. 1) with a hamstring injury ... After his return (Tech's last 11 games), averaged 13.3 points per game while hitting 43.4 percent from the floor (53-of-122) and 43.3 percent from behind the arc (26-of-60) ... Scored the game-winning basket on the tip-in at the final horn against Notre Dame
- Scored 41 points in Tech's in back-to-back games against Miami (season-high 24) and Florida State (17) in early January ... Hit 14-of-28 FG, 7-11 3-point FG and 6-of-8 FT, with 11 rebounds, in those two games
- Started 21 of the 29 games he played, including 15 ACC games (regular season plus tournament)
- Had the best turnover rate on the team (1.3 per 40 minutes)
- Thirteen double-figure scoring games altogether in 2022-23, eight in ACC games

32 • Dyllan Thompson • G/F • 6-7 • 210 • Fr.

- Wing player who committed to the Yellow Jackets in June of 2024 and enrolled for the fall semester as a freshman
- Attended Second Baptist School in Houston his junior and senior years
- Led his team in scoring at 18 points per game, and averaged 7.3 rebounds and 2.5 assists per game as a senior, helping the Eagles post a 29-9 overall record and a 13-1 mark in their district
- Also connected on 35 percent of his three-point tries (175 attempts) and 80 percent of his free throws
- Made the all-tournament team for the Texas Association of Private and Parochial Schools post-season tournament
- Selected second-team all-state and first-team all-district as a junior
- Also competed in the high jump for Second Baptist's track and field team
- Played for John Lucas' Nike EYBL team, JL3 ... Participated in the 2023 NBPA Top 100 camp in Orlando, Fla.
- Prior to Second Baptist, attended St. Anne's Belfield in Charlottesville, Va., where he averaged 3.2 points and 2.7 rebounds over 25 games in 2021-22
- Son of former USC All-American and 9-time WNBA all-star Tina Thompson

2023-24 SEASON STATISTICS AND RESULTS

Game Records

Record	Overall	Home	Away	Neutral
ALL GAMES	14-18	8-7	4-9	2-2
CONFERENCE	7-13	4-6	3-7	0-0
NON-CONFERENCE	7-5	4-1	1-2	2-2

Score by Periods

Team	1st	2nd	OT	TOT
Georgia Tech	1066	1172	34	2272
Opponents	1113	1257	37	2407

Team Box Score

No.	Player				Total			3-Point			F-Throw			Rebounds									
		GP-GS	MIN	AVG	FG-FGA	FG%	3FG-3FGA	3FG%	FT-FTA	FT%	OFF	DEF	TOT	AVG	PF	DQ	A	TO	BLK	STL	PTS	AVG	
13	KELLY, Miles	32-32	1017:39	31.8	150-406	.369	69-215	.321	77-105	.733	31	144	175	5.5	78	1	59	63	8	25	446	13.9	
11	NDONGO, Baye	29-29	805:03	27.8	148-265	.558	4-12	.333	59-88	.670	74	164	238	8.2	81	5	28	74	32	22	359	12.4	
2	GEORGE, Naithan	29-28	862:53	29.8	102-242	.421	32-102	.314	49-71	.690	12	57	69	2.4	47	0	135	60	3	10	285	9.8	
14	REEVES JR., Kowacie	32-32	922:12	28.8	110-264	.417	51-133	.383	42-50	.840	33	93	126	3.9	41	0	28	37	16	16	313	9.8	
1	STURDIVANT, Kyle	32-0	662:53	20.7	92-223	.413	40-104	.385	59-68	.868	9	58	67	2.1	48	0	91	46	3	18	283	8.8	
3	COLEMAN, Dallan "Deebo"	28-0	522:17	18.7	58-144	.403	32-94	.340	18-30	.600	22	46	68	2.4	43	0	18	10	6	14	166	5.9	
5	GAPARE, Tafara	29-15	526:58	18.2	52-150	.347	10-59	.169	34-50	.680	23	78	101	3.5	54	1	24	27	33	10	148	5.1	
12	CLAUDE, Tyzhaun	32-4	556:53	17.4	51-103	.495	1-7	.143	49-74	.662	78	87	165	5.2	65	2	22	25	14	9	152	4.8	
24	ABRAM, Amaree	10-4	108:19	10.8	11-42	.262	4-20	.200	8-13	.615	2	15	17	1.7	10	0	11	9	2	1	34	3.4	
23	SACKO, Ibrahima	20-3	227:08	11.4	18-38	.474	4-14	.286	3-10	.300	20	33	53	2.7	26	0	4	11	4	11	43	2.2	
4	MURPHY, Carter	14-0	108:49	7.8	9-24	.375	7-19	.368	0-0	.000	0	10	10	0.7	11	0	3	1	2	3	25	1.8	
10	DOWUONA, Ebenezer	18-13	172:56	9.6	9-21	.429	0-0	.000	0-2	.000	14	11	25	1.4	23	0	2	8	5	1	18	1.0	
35	NICHOLS, Emmer	2-0	04:05	2.0	0-0	.000	0-0	.000	0-0	.000	1	3	4	2.0	0	0	0	0	0	0	0	0.0	
33	SAN MIGUEL, Marcos	1-0	01:55	1.9	0-2	.000	0-1	.000	0-0	.000	1	0	1	1.0	0	0	0	1	0	0	0	0.0	
Team											47	53	100					21					
Total		32	6500		810-1924	.421	254-780	.326	398-561	.709	367	852	1219	38.1	527	9	425	393	128	140	2272	71.0	
Opponents		32	6500		846-1976	.428	254-779	.326	461-624	.739	339	794	1133	35.4	520	9	431	283	103	221	2407	75.2	

Team Statistics

	GATECH	OPP
Scoring	2272	2407
Points per game	71.0	75.2
Scoring margin	-4.2	-
Field goals-att	810-1924	846-1976
Field goal pct	.421	.428
3 point fg-att	254-780	254-779
3-point FG pct	.326	.326
3-pt FG made per game	7.9	7.9
Free throws-att	398-561	461-624
Free throw pct	.709	.739
F-Throws made per game	12.4	14.4
Rebounds	1219	1133
Rebounds per game	38.1	35.4
Rebounding margin	+2.7	-
Assists	425	431
Assists per game	13.3	13.5
Turnovers	393	283
Turnovers per game	12.3	8.8
Turnover margin	-3.4	-
Assist/turnover ratio	1.1	1.5
Steals	140	221
Steals per game	4.4	6.9
Blocks	128	103
Blocks per game	4.0	3.2
Winning streak	0	-
Home win streak	1	-
Attendance	74912	116663
Home games-Avg/Game	15-4994	13-8974
Neutral site-Avg/Game	-	4-5754

Team Results

Date	Opponent		Score	Att.
11/06/2023	Ga. Southern	W	84-62	3414
11/09/2023	Howard	W	88-85	3802
11/14/2023	UMass Lowell	L	71-74	3778
11/22/2023	at Cincinnati	L	54-89	11756
11/28/2023	Mississippi St.	W	67-59	3913
12/02/2023	Duke	W	72-68	7758
12/05/2023	at Georgia	L	62-76	9017
12/09/2023	Alabama A&M	W	70-49	3919
12/16/2023	vs Penn St.	Wot	82-81	12720
12/21/2023	vs Massachusetts	W	73-70	5290
12/22/2023	at Hawaii	W	73-68	4919
12/24/2023	vs Nevada	L	64-72	5005
01/03/2024	at Florida St.	L	71-82	4248
01/06/2024	Boston College	L	87-95	5052
01/09/2024	Notre Dame	Lot	68-75	3729
01/13/2024	at Duke	L	79-84	9314
01/16/2024	at Clemson	Wot2	93-90	7217
01/20/2024	Virginia	L	66-75	6380
01/23/2024	Pittsburgh	L	64-72	3612
01/27/2024	at Virginia Tech	L	67-91	8925
01/30/2024	North Carolina	W	74-73	8600
02/03/2024	at NC State	L	76-82	15523
02/06/2024	Wake Forest	L	51-80	4239
02/10/2024	at Louisville	L	67-79	11891
02/14/2024	at Notre Dame	L	55-58	4589
02/17/2024	Syracuse	W	65-60	6241
02/21/2024	Clemson	L	57-81	4567
02/24/2024	at Miami (FL)	W	80-76	7906
03/02/2024	Florida St.	W	85-76	5908
03/05/2024	at Wake Forest	W	70-69	7481
03/09/2024	at Virginia	L	57-72	13877
03/12/2024	vs Notre Dame	L	80-84	0

GAME NOTES

2023-24 SEASON STATISTICS AND RESULTS - ACC ONLY

Game Records

Record	Overall	Home	Away	Neutral
ALL GAMES	7-13	4-6	3-7	0-0
CONFERENCE	7-13	4-6	3-7	0-0
NON-CONFERENCE	0-0	0-0	0-0	0-0

Score by Periods

Team	1st	2nd	OT	TOT
Georgia Tech	658	722	24	1404
Opponents	717	793	28	1538

Team Box Score

No.	Player	Total			3-Point		F-Throw		Rebounds				PF DQ A TO BLK STL				PTS	AVG				
		GP-GS	MIN	AVG	FG-FGA	FG%	3FG-3FGA	3FG%	FT-FTA	FT%	OFF	DEF	TOT	AVG	PF	DQ			A	TO	BLK	STL
13	KELLY, Miles	20-20	632:58	31.6	97-237	.409	52-135	.385	31-39	.795	12	97	109	5.5	54	1	35	41	6	13	277	13.9
11	NDONGO, Baye	20-20	564:59	28.2	103-186	.554	4-9	.444	41-63	.651	44	110	154	7.7	55	4	17	53	20	13	251	12.6
2	GEORGE, Naithan	20-20	606:47	30.3	70-171	.409	21-71	.296	34-49	.694	8	40	48	2.4	32	0	100	42	2	6	195	9.8
1	STURDIVANT, Kyle	20-0	430:59	21.5	56-143	.392	32-80	.400	39-44	.886	5	37	42	2.1	29	0	58	25	3	11	183	9.2
14	REEVES JR., Kowacie	20-20	564:25	28.2	66-162	.407	38-92	.413	13-16	.813	20	53	73	3.7	28	0	18	21	6	10	183	9.2
5	GAPARE, Tafara	19-9	354:15	18.6	33-99	.333	6-42	.143	25-35	.714	12	59	71	3.7	31	1	18	20	20	6	97	5.1
3	COLEMAN, Dallan "Deebo"	16-0	247:48	15.5	28-68	.412	13-41	.317	7-12	.583	10	24	34	2.1	20	0	6	4	3	8	76	4.8
12	CLAUDE, Tyzhaun	20-0	361:06	18.1	26-52	.500	0-1	.000	33-44	.750	49	50	99	5.0	40	1	10	14	11	4	85	4.3
23	SACKO, Ibrahima	11-3	114:51	10.4	11-22	.500	2-7	.286	2-3	.667	8	15	23	2.1	11	0	2	3	3	4	26	2.4
4	MURPHY, Carter	10-0	85:00	8.5	7-19	.368	5-14	.357	0-0	.000	0	5	5	0.5	7	0	3	1	0	3	19	1.9
24	ABRAM, Amaree	4-0	24:11	6.0	2-8	.250	0-3	.000	2-4	.500	0	1	1	0.3	2	0	2	1	1	0	6	1.5
10	DOWUONA, Ebenezer	9-8	87:41	9.7	3-10	.300	0-0	.000	0-0	.000	5	7	12	1.3	13	0	0	3	2	0	6	0.7
Team											22	31	53						12			
Total		20	4075		502-1177	.427	173-495	.349	227-309	.735	195	529	724	36.2	322	7	269	240	77	78	1404	70.2
Opponents		20	4075		543-1238	.439	160-468	.342	292-383	.762	208	500	708	35.4	302	6	299	159	62	132	1538	76.9

Team Statistics

	GATECH	OPP
Scoring	1404	1538
Points per game	70.2	76.9
Scoring margin	-6.7	-
Field goals-att	502-1177	543-1238
Field goal pct	.427	.439
3 point fg-att	173-495	160-468
3-point FG pct	.349	.342
3-pt FG made per game	8.7	8.0
Free throws-att	227-309	292-383
Free throw pct	.735	.762
F-Throws made per game	11.4	14.6
Rebounds	724	708
Rebounds per game	36.2	35.4
Rebounding margin	+0.8	-
Assists	269	299
Assists per game	13.5	15.0
Turnovers	240	159
Turnovers per game	12.0	8.0
Turnover margin	-4.1	-
Assist/turnover ratio	1.1	1.9
Steals	78	132
Steals per game	3.9	6.6
Blocks	77	62
Blocks per game	3.9	3.1
Winning streak	0	-
Home win streak	1	-
Attendance	56086	90971
Home games-Avg/Game	10-5609	10-9097
Neutral site-Avg/Game	-	0-0

Team Results

Date	Opponent		Score	Att.
12/02/2023	Duke	W	72-68	7758
01/03/2024	at Florida St.	L	71-82	4248
01/06/2024	Boston College	L	87-95	5052
01/09/2024	Notre Dame	Lot	68-75	3729
01/13/2024	at Duke	L	79-84	9314
01/16/2024	at Clemson	Wot2	93-90	7217
01/20/2024	Virginia	L	66-75	6380
01/23/2024	Pittsburgh	L	64-72	3612
01/27/2024	at Virginia Tech	L	67-91	8925
01/30/2024	North Carolina	W	74-73	8600
02/03/2024	at NC State	L	76-82	15523
02/06/2024	Wake Forest	L	51-80	4239
02/10/2024	at Louisville	L	67-79	11891
02/14/2024	at Notre Dame	L	55-58	4589
02/17/2024	Syracuse	W	65-60	6241
02/21/2024	Clemson	L	57-81	4567
02/24/2024	at Miami (FL)	W	80-76	7906
03/02/2024	Florida St.	W	85-76	5908
03/05/2024	at Wake Forest	W	70-69	7481
03/09/2024	at Virginia	L	57-72	13877

2023-24 SEASON STATISTICS - POINTS/REBOUNDS/ASSISTS

Opponent	Date	Score		1	2	3	4	5	10	11	12	13	14	23
				STURDIVANT	GEORGE,NAI	COLEMAN,DA	MURPHY,CAR	GAPARE,TAF	DOWUONA,EB	NDONGO,BAY	CLAUDE,TYZ	KELLY,MILE	REEVES JR.	SACKO,IBRA
Ga. Southern	11/06/2023	84-62	W	8-4-6	DNP	17-0-0	DNP	2-1-0	2-4-0	DNP	10-10-3	25-5-3	15-3-3	0-4-0
Howard	11/09/2023	88-85	W	11-2-2	DNP	7-4-0	0-0-0	0-2-0	2-1-0	DNP	19-6-3	27-6-2	15-7-2	1-3-0
UMass Lowell	11/14/2023	71-74	L	12-0-5	DNP	24-5-1	DNP	0-3-1	2-1-0	DNP	9-9-1	11-8-1	4-3-0	2-8-1
at Cincinnati	11/22/2023	54-89	L	2-1-4	8-1-0	0-1-0	3-4-0	DNP	0-0-1	8-8-0	2-2-0	12-2-1	14-3-1	3-3-0
Mississippi St.	11/28/2023	67-59	W	12-3-0	11-4-1	6-4-2	3-1-0	DNP	2-2-0	2-6-3	1-1-0	22-12-1	6-6-1	2-3-0
Duke	12/02/2023	72-68	W	6-0-4	2-1-9	5-3-1	0-0-0	DNP	2-3-0	21-5-2	4-8-1	16-7-2	14-4-0	2-0-0
at Georgia	12/05/2023	62-76	L	3-0-3	5-5-1	8-4-2	0-0-0	7-2-0	0-1-0	8-11-3	5-4-1	12-7-4	12-3-0	2-3-1
Alabama A&M	12/09/2023	70-49	W	3-4-2	2-3-8	0-1-1	DNP	8-3-1	2-1-0	2-5-0	10-9-2	11-4-0	20-10-1	4-3-0
vs Penn St.	12/16/2023	82-81	Wot	8-2-3	8-1-8	5-5-3	DNP	20-6-0	2-3-1	12-19-1	2-2-1	10-5-6	15-5-0	DNP
vs Massachusetts	12/21/2023	73-70	W	21-3-0	9-2-5	12-2-0	DNP	0-0-1	0-0-0	12-8-0	0-9-0	7-6-0	9-4-1	3-3-0
at Hawaii	12/22/2023	73-68	W	5-3-5	14-2-3	0-4-0	DNP	9-7-0	DNP	22-12-0	2-5-0	14-5-3	7-5-0	DNP
vs Nevada	12/24/2023	64-72	L	5-1-1	9-1-2	8-3-1	DNP	0-2-0	DNP	20-8-1	3-5-1	10-5-3	9-4-0	0-0-0
at Florida St.	01/03/2024	71-82	L	5-1-5	7-4-3	7-2-0	DNP	2-0-1	DNP	10-9-0	2-0-0	20-6-0	18-6-2	0-0-0
Boston College	01/06/2024	87-95	L	11-10-9	4-0-4	10-1-1	DNP	8-1-0	2-2-0	18-10-1	5-1-0	12-3-1	17-2-0	DNP
Notre Dame	01/09/2024	68-75	Lot	0-1-1	9-2-11	5-3-1	DNP	0-1-0	2-2-0	16-9-2	2-2-0	25-7-3	9-4-2	DNP
at Duke	01/13/2024	79-84	L	3-1-1	17-2-5	8-4-0	DNP	8-0-1	0-0-0	16-5-1	2-5-2	16-11-4	9-4-2	DNP
at Clemson	01/16/2024	93-90	Wot2	18-1-2	20-0-6	6-0-0	DNP	0-4-1	0-1-0	11-10-1	9-8-2	14-6-1	15-0-0	DNP
Virginia	01/20/2024	66-75	L	8-4-0	15-1-9	5-2-0	DNP	3-1-1	0-0-0	15-5-0	6-4-1	8-5-1	6-3-0	0-1-0
Pittsburgh	01/23/2024	64-72	L	14-2-3	10-1-4	3-1-0	DNP	4-1-0	DNP	17-8-0	1-5-0	0-2-2	15-5-0	0-5-0
at Virginia Tech	01/27/2024	67-91	L	9-3-3	7-2-8	3-4-0	6-1-1	0-0-0	DNP	16-9-0	8-3-0	11-3-1	6-0-1	0-0-0
North Carolina	01/30/2024	74-73	W	18-2-4	16-4-4	3-4-0	0-1-0	6-8-1	0-2-0	2-0-1	9-8-0	15-5-0	2-4-0	3-0-0
at NC State	02/03/2024	76-82	L	9-2-2	18-4-5	0-2-0	DNP	7-4-0	0-1-0	5-7-0	5-8-0	20-10-2	12-3-1	DNP
Wake Forest	02/06/2024	51-80	L	3-1-0	12-5-7	0-0-0	0-0-0	8-5-0	0-1-0	14-6-0	4-2-0	0-5-1	3-5-3	2-0-0
at Louisville	02/10/2024	67-79	L	7-0-3	2-0-0	DNP	8-2-1	1-5-3	DNP	2-8-0	5-9-0	36-7-2	0-3-0	6-2-1
at Notre Dame	02/14/2024	55-58	L	0-2-2	5-4-4	DNP	3-1-0	1-2-0	DNP	11-5-2	4-3-0	11-4-4	7-6-1	13-4-1
Syracuse	02/17/2024	65-60	W	17-2-4	0-2-3	DNP	0-0-0	10-9-2	DNP	16-11-2	2-6-1	16-10-2	4-4-0	0-4-0
Clemson	02/21/2024	57-81	L	14-2-0	7-1-2	DNP	2-0-1	10-7-0	DNP	8-6-1	1-4-0	8-4-1	7-3-1	0-7-0
at Miami (FL)	02/24/2024	80-76	W	10-3-7	5-3-6	8-2-1	DNP	7-3-1	DNP	8-7-3	2-5-0	25-7-3	15-8-1	DNP
Florida St.	03/02/2024	85-76	W	20-2-4	15-5-2	5-2-1	0-0-0	8-10-4	DNP	15-14-0	8-10-1	5-3-3	9-3-2	DNP
at Wake Forest	03/05/2024	70-69	W	3-0-0	16-3-3	2-1-0	DNP	11-6-2	DNP	9-11-1	2-4-2	19-3-2	8-2-2	DNP
at Virginia	03/09/2024	57-72	L	8-3-4	8-4-5	6-3-1	0-0-0	3-4-1	DNP	21-9-0	4-4-0	0-1-0	7-4-0	DNP
vs Notre Dame	03/12/2024	80-84	L	10-2-2	24-2-7	3-1-2	DNP	5-4-3	DNP	22-7-3	4-4-0	8-1-0	4-0-1	DNP

Opponent	Date	Score		24	33	35
				ABRAM,AMAR	SAN MIGUEL	NICHOLS,EM
Ga. Southern	11/06/2023	84-62	W	5-2-2	DNP	DNP
Howard	11/09/2023	88-85	W	6-4-3	DNP	DNP
UMass Lowell	11/14/2023	71-74	L	7-2-1	DNP	DNP
at Cincinnati	11/22/2023	54-89	L	2-4-1	DNP	0-1-0
Mississippi St.	11/28/2023	67-59	W	DNP	DNP	DNP
Duke	12/02/2023	72-68	W	DNP	DNP	DNP
at Georgia	12/05/2023	62-76	L	DNP	DNP	DNP
Alabama A&M	12/09/2023	70-49	W	8-4-0	0-1-0	0-3-0
vs Penn St.	12/16/2023	82-81	Wot	0-0-2	DNP	DNP
vs Massachusetts	12/21/2023	73-70	W	DNP	DNP	DNP
at Hawaii	12/22/2023	73-68	W	DNP	DNP	DNP
vs Nevada	12/24/2023	64-72	L	DNP	DNP	DNP
at Florida St.	01/03/2024	71-82	L	DNP	DNP	DNP
Boston College	01/06/2024	87-95	L	DNP	DNP	DNP
Notre Dame	01/09/2024	68-75	Lot	DNP	DNP	DNP
at Duke	01/13/2024	79-84	L	0-1-1	DNP	DNP
at Clemson	01/16/2024	93-90	Wot2	DNP	DNP	DNP
Virginia	01/20/2024	66-75	L	DNP	DNP	DNP
Pittsburgh	01/23/2024	64-72	L	DNP	DNP	DNP
at Virginia Tech	01/27/2024	67-91	L	1-0-0	DNP	DNP
North Carolina	01/30/2024	74-73	W	0-0-0	DNP	DNP
at NC State	02/03/2024	76-82	L	DNP	DNP	DNP
Wake Forest	02/06/2024	51-80	L	5-0-1	DNP	DNP
at Louisville	02/10/2024	67-79	L	DNP	DNP	DNP
at Notre Dame	02/14/2024	55-58	L	DNP	DNP	DNP
Syracuse	02/17/2024	65-60	W	DNP	DNP	DNP
Clemson	02/21/2024	57-81	L	DNP	DNP	DNP
at Miami (FL)	02/24/2024	80-76	W	DNP	DNP	DNP
Florida St.	03/02/2024	85-76	W	DNP	DNP	DNP
at Wake Forest	03/05/2024	70-69	W	DNP	DNP	DNP
at Virginia	03/09/2024	57-72	L	DNP	DNP	DNP
vs Notre Dame	03/12/2024	80-84	L	DNP	DNP	DNP

GAME NOTES

MISCELLANEOUS

Starting Lineups

Date	Opponent	Result	F	F	C	G	G	Lineup#	Record
N6	GEORGIA SOUTHERN	W, 84-62	Reeves, Jr.	Gapare	Claude	Kelly	Abram	1	1-0
N9	HOWARD	W, 88-85	Reeves, Jr.	Gapare	Claude	Kelly	Abram	1	2-0
N14	UMASS LOWELL	L, 71-74	Reeves, Jr.	Gapare	Claude	Kelly	Abram	1	2-1
N22	at Cincinnati	L, 54-89	Reeves, Jr.	Ndongo	Claude	Kelly	Abram	2	0-1
N28	MISSISSIPPI STATE	W, 67-59	Reeves, Jr.	Ndongo	Dowuona	Kelly	George	3	1-0
D2	DUKE	W, 72-68	Reeves, Jr.	Ndongo	Dowuona	Kelly	George	3	2-0
D5	at Georgia	L, 62-76	Reeves, Jr.	Ndongo	Dowuona	Kelly	George	3	2-1
D9	ALABAMA A&M	W, 70-49	Reeves, Jr.	Ndongo	Dowuona	Kelly	George	3	3-1
D16	vs. Penn State	W, 82-81 (ot)	Reeves, Jr.	Ndongo	Dowuona	Kelly	George	3	4-1
D21	vs. Massachusetts	W, 73-70	Reeves, Jr.	Ndongo	Dowuona	Kelly	George	3	5-1
D22	at Hawai'i	W, 73-68	Reeves, Jr.	Ndongo	Gapare	Kelly	George	4	1-0
D24	vs. Nevada	L, 64-72	Reeves, Jr.	Ndongo	Gapare	Kelly	George	4	1-1
J3	at Florida State	L, 71-82	Reeves, Jr.	Ndongo	Sacko	Kelly	George	5	0-1
J6	BOSTON COLLEGE	L, 87-95	Reeves, Jr.	Ndongo	Dowuona	Kelly	George	3	5-2
J9	NOTRE DAME	L, 68-75 (ot)	Reeves, Jr.	Ndongo	Dowuona	Kelly	George	3	5-3
J13	at Duke	L, 79-84	Reeves, Jr.	Ndongo	Gapare	Kelly	George	4	1-2
J16	at Clemson	W, 93-90 (2ot)	Reeves, Jr.	Ndongo	Dowuona	Kelly	George	3	6-3
J20	VIRGINIA	L, 66-75	Reeves, Jr.	Ndongo	Dowuona	Kelly	George	3	6-4
J23	PITTSBURGH	L, 64-72	Reeves, Jr.	Ndongo	Sacko	Kelly	George	5	0-2
J27	at Virginia Tech	L, 67-91	Reeves, Jr.	Ndongo	Sacko	Kelly	George	5	0-3
J30	NORTH CAROLINA	W, 74-73	Reeves, Jr.	Ndongo	Dowuona	Kelly	George	3	7-4
F3	at NC State	L, 76-82	Reeves, Jr.	Ndongo	Dowuona	Kelly	George	3	7-5
F6	WAKE FOREST	L, 51-80	Reeves, Jr.	Ndongo	Dowuona	Kelly	George	3	7-6
F10	at Louisville	L, 67-79	Reeves, Jr.	Ndongo	Gapare	Kelly	George	4	1-3
F14	at Notre Dame	L, 55-58	Reeves, Jr.	Ndongo	Gapare	Kelly	George	4	1-4
F17	SYRACUSE	W, 65-60	Reeves, Jr.	Ndongo	Gapare	Kelly	George	4	2-4
F21	CLEMSON	L, 57-81	Reeves, Jr.	Ndongo	Gapare	Kelly	George	4	2-5
F24	at Miami	W, 80-76	Reeves, Jr.	Ndongo	Gapare	Kelly	George	4	3-5
M2	FLORIDA STATE	W, 85-76	Reeves, Jr.	Ndongo	Gapare	Kelly	George	4	4-5
M5	at Wake Forest	W, 70-69	Reeves, Jr.	Ndongo	Gapare	Kelly	George	4	5-5
M9	at Virginia	L, 57-72	Reeves, Jr.	Ndongo	Gapare	Kelly	George	4	5-6
M12	vs. Notre Dame	L, 80-84	Reeves, Jr.	Ndongo	Gapare	Kelly	George	4	5-7

Specialty Stats (GT/Opp)

Date	Opponent	Paint	OffTo	2ndCh	FBreak	Bench
N6	GEORGIA SOUTHERN	26/30	19/11	14/13	10/4	27/35
N9	HOWARD	50/46	17/6	16/11	13/12	21/26
N14	UMASS LOWELL	38/44	12/14	24/13	7/8	40/11
N22	at Cincinnati	16/22	8/20	5/14	4/19	16/36
N28	MISSISSIPPI STATE	20/26	16/5	5/13	8/8	24/24
D2	DUKE	32/36	2/17	0/17	5/6	17/28
D5	at Georgia	32/28	10/13	23/16	5/2	25/33
D9	ALABAMA A&M	32/22	8/17	13/6	23/14	33/26
D16	vs. Penn State	42/28	9/27	24/20	4/10	35/19
D21	vs. Massachusetts	28/24	12/23	12/17	23/11	36/10
D22	at Hawai'i	46/30	8/10	19/10	15/8	7/18
D24	vs. Nevada	28/20	6/9	14/8	2/7	16/7
J3	at Florida State	30/30	11/10	8/8	11/2	16/42
J6	BOSTON COLLEGE	36/34	7/20	11/7	15/4	34/14
J9	NOTRE DAME	22/24	26/10	5/10	4/3	7/33
J13	at Duke	24/32	7/15	7/15	7/13	13/10
J16	at Clemson	26/50	10/14	12/30	3/4	33/8
J20	VIRGINIA	18/34	9/21	6/11	4/9	22/11
J23	PITTSBURGH	24/22	13/13	12/11	6/2	22/26
J27	at Virginia Tech	30/36	10/4	14/9	4.0	27/32
J30	NORTH CAROLINA	26/34	9/14	8/23	3/12	39/14
F3	at NC State	22/32	4/18	13/18	15/22	21/5
F6	WAKE FOREST	24/46	7/8	3/11	5/13	22/17
F10	at Louisville	18/30	14/20	7/20	4/2	26/16
F14	at Notre Dame	28/20	6/7	9/20	0/2	20/14
F17	SYRACUSE	32/32	8/16	8/9	9/15	19/14
F21	CLEMSON	18/22	4/7	6/7	7/10	17/11
F24	at Miami	28/22	7/11	9/14	9/12	20/13
M2	FLORIDA STATE	40/38	9/11	21/11	10/13	33/23
M5	at Wake Forest	22/38	9/15	13/6	6/6	7/1
M9	at Virginia	24/26	4/19	12/5	11/9	18/20
M12	vs. Notre Dame	32/18	19/11	14/10	7/9	17/12

Miscellaneous

Date	Opponent	Uniform	Large		Lead	GT	Opp	Game	1st GT Subs	On the Floor at the End		
			Color	Tip							Lead	Deficit
N6	GEORGIA SOUTHERN	White	GT	22	6	6	13	24:29	11:31	4:00	Sturdivant, Dowuona 16:05-1H	Sturdivant, Coleman, Kelly, Reeves, Sacko
N9	HOWARD	White	GT	6	14	5	8	7:42	30:31	1:47	Sturdivant, Coleman, Dowuona 14:51-1H	Sturdivant, Coleman, Kelly, Reeves, Sacko
N14	UMASS LOWELL	White	GT	8	11	3	4	19:05	18:02	2:53	Sturdivant, Coleman, Sacko 16:24-1H	Sturdivant, Coleman, Claude, Kelly, Reeves
N22	at Cincinnati	Gold	UC	3	41	3	2	0:43	35:29	3:48	Sturdivant, Dowuona 16:19-1H	George, Murphy, Ndongo, Sacko, Nichols
N28	MISSISSIPPI STATE	Gold	MSU	16	-	2	-	38:01	-	1:59	Sturdivant, Coleman 15:47-1H	George, Sturdivant, Coleman, Kelly, Reeves
D2	DUKE	White	DU	11	4	5	5	34:40	1:38	3:42	Sacko 16:22-1H	Reeves, Ndongo, Dowuona, Kelly, George
D5	at Georgia	Gold	UGA	-	23	1	-	-	39:29	0:31	Coleman 16:44-1H	Sturdivant, Coleman, Gapare, Claude, Reeves, Jr.
D9	ALABAMA A&M	White	GT	30	2	-	3	37:55	1:14	0:51	Sturdivant, Coleman 14:54-1H	George, Reeves, Jr., Abram, San Miguel, Nichols
D16	vs. Penn State	Gray	PSU	10	5	10	11	22:02	14:39	3:19	Coleman, Gapare, Claude, Sturdivant 14:22-1H	Coleman, Gapare, Ndongo, Kelly, Reeves Jr.
D21	vs. Massachusetts	Navy	GT	8	11	4	4	8:20	29:50	1:50	Sacko 15:55-1H	Sturdivant, Coleman, George, Kelly, Reeves Jr.
D22	at Hawai'i	Gold	UH	21	1	1	2	39:14	0:16	0:30	Sturdivant 15:38-1H	Sturdivant, George, Coleman, Kelly, Reeves Jr.
D24	vs. Nevada	White	GT	6	8	2	3	6:11	31:57	1:52	Claude 17:36-1H	George, Gapare, Ndongo, Kelly, Reeves Jr.
J3	at Florida State	Navy	GT	3	17	1	1	1:31	36:04	2:25	Gapare 16:16-1H	Sturdivant, Gapare, Ndongo, Kelly, Reeves, Jr.
J6	BOSTON COLLEGE	White	GT	16	10	6	9	21:58	14:40	3:22	Claude, Sturdivant 15:41-1H	Sturdivant, Coleman, Gapare, Kelly, Reeves Jr.
J9	NOTRE DAME	Gray	GT	7	7	9	11	19:56	20:00	5:04	Sturdivant, Claude 16:39-1H	George, Coleman, Ndongo, Kelly, Reeves Jr.
J13	at Duke	Gold	GT	10	10	9	11	14:24	20:39	4:57	Coleman, Sturdivant 14:42-1H	Sturdivant, George, Coleman, Ndongo, Reeves Jr.
J16	at Clemson	Navy	CL	3	9	7	7	5:21	40:38	5:01	Sturdivant, Claude 15:23-1H	Coleman, Gapare, Claude, Kelly, Reeves Jr.
J20	VIRGINIA	White	GT	11	15	1	1	17:31	20:34	1:55	Sturdivant, Claude 15:08 1H	Sturdivant, George, Ndongo, Kelly, Reeves Jr.
J23	PITTSBURGH	White	Pitt	6	9	3	7	9:51	27:20	2:49	Sturdivant, Coleman, Gapare, Claude 15:05-1H	Sturdivant, Coleman, George, Reeves Jr., Ndongo
J27	at Virginia Tech	Gray	VT	3	24	2	1	0:44	36:42	2:36	Sturdivant, Coleman, Gapare, Claude 14:54-1H	Sturdivant, Gapare, Sacko, Murphy, Abram
J30	NORTH CAROLINA	White	GT	8	11	4	8	15:31	21:14	3:15	Claude 15:28-1H (injury to Ndongo)	Coleman, Gapare, Dowuona, Claude, Kelly
F3	at NC State	Gold	NCSU	6	14	3	2	4:06	34:14	1:40	Sturdivant, Gapare 16:21-1H	Sturdivant, George, Coleman, Kelly, Reeves Jr.
F6	WAKE FOREST	White*	GT	3	38	1	1	0:50	38:11	0:59	Claude 16:42-1H	George, Abram, Gapare, Ndongo, Sacko
F10	at Louisville	Gold	LOU	9	14	7	8	19:12	13:46	7:02	Sturdivant, Sacko, Claude 12:31-1H	Sturdivant, Murphy, Kelly, Gapare, Sacko
F14	at Notre Dame	Navy	GT	6	6	6	9	19:09	15:41	5:10	Sacko 17:05-1H	Murphy, George, Kelly, Ndongo, Reeves Jr.
F17	SYRACUSE	White	SYR	10	7	6	5	22:22	12:21	5:17	Sturdivant, Sacko 15:23-1H	Gapare, Ndongo, Kelly, Reeves Jr., Sacko
F21	CLEMSON	White	CL	3	26	3	1	0:35	37:21	2:04	Sturdivant, Claude 15:30-1H	Sturdivant, Murphy, Ndongo, Claude, Sacko
F24	at Miami	Gold	UM	13	7	8	7	24:10	10:13	5:37	Sturdivant, Claude 14:08-1H	Sturdivant, Kelly, Reeves Jr., Gapare, Ndongo
M2	FLORIDA STATE	White	FSU	17	2	4	4	37:14	0:15	2:31	Claude 16:17-1H	George, Murphy, Ndongo, Kelly, Reeves Jr.
M5	at Wake Forest	Gold	WF	19	1	-	2	38:37	0:18	1:05	Claude 15:56-1H	Sturdivant, George, Ndongo, Kelly, Reeves Jr.
M9	at Virginia	Gold	GT	2	23	3	8	2:15	31:32	6:13	Sturdivant 15:05-1H	Sturdivant, Coleman, Murphy, Gapare, Claude
M12	vs. Notre Dame	Gray	ND	1	17	3	4	1:43	36:44	1:33	Sturdivant, Claude 15:15-1H	Sturdivant, George, Coleman, Ndongo, Kelly

*alternate gold or white uniform

GAME NOTES

ROSTER AT-A-GLANCE

NUMERICAL

No.	Name	Pos.	Ht.	Wt.	Cl.	Exp.	Hometown	High School/College
-----	------	------	-----	-----	-----	------	----------	---------------------

ALPHABETICAL

No.	Name	Pos.	Ht.	Wt.	Cl.	Exp.	Hometown	High School/College
1	Naithan George	G	6-3	180	So.	1VL	Toronto, Ontario	Canyon International Academy (Glendale, Ariz.)
2	Javian McCollum	G	6-2	190	Sr.	TR	Fort Myers, Fla.	Fort Myers HS/Siena/Oklahoma
3	Jaeden Mustaf	G	6-5	206	Fr.	HS	Bowie, Md.	Overtime Elite (Atlanta, Ga.)
12	Ryan Mutombo	C	7-2	259	Gr.	TR	Atlanta, Ga.	The Lovett School/Georgetown
11	Baye Ndongo	F	6-9	214	So.	1VL	Mboro, Senegal	Putnam (Conn.) Science Academy
35	Emmer Nichols	F	6-6	215	r-So.	1VL	Woodside, Calif.	Sacred Heart Preparatory School
9	Luke O'Brien	G/F	6-8	222	Gr.	TR	Littleton, Colo.	Columbine HS/Colorado
45	Doryan Onwuchekwa	F/C	6-11	234	Fr.	HS	DeSoto, Texas	Faith Family Academy of Oak Cliff
31	Duncan Powell	F	6-8	240	Jr.	TR	Dallas, Texas	DeSoto HS/North Carolina A&T/Sacramento State
14	Kowacie Reeves, Jr.	G	6-7	202	Sr.	1VL	Macon, Ga.	Westside HS / Florida
33	Marcos San Miguel	G	6-4	190	So.	1VL	Atlanta, Ga.	Campbell HS
30	Ibrahim Souare	F	6-9	214	r-Fr.	RS	Conakry, Guinea	Canyon International Academy (Glendale, Ariz.)
10	Darrion Sutton	F	6-8	199	Fr.	HS	St. Charles, Mo.	Overtime Elite (Atlanta, Ga.)
0	Lance Terry	G	6-3	198	r-Sr.	1VL	College Park, Ga.	The Heritage School (Ga.) / Gardner-Webb
	Dyllan Thompson	G/F	6-7	210	Fr.	HS	Sugar Land, Texas	Second Baptist HS

Head Coach: Damon Stoudamire (Arizona, 1995), 2nd season

Associate Head Coach: Karl Hobbs (Connecticut, 1984), 2nd season

Assistant Coach: B.J. Elder (Georgia Tech, 2014), 6th season

Assistant Coach: Pershin Williams (North Florida, 2005), 2nd season

Assistant Coach: Nate Babcock (Wisconsin-Eau Claire, 2009), 2nd season

Assistant Coach: Bonzi Wells (Ball State, 1998), 2nd season

Quality Control Analyst: Greg Gary (Tulane, 1992), 1st season

Director of Player Personnel: Matt Holt (Northeastern, 2011), 2nd season

Director of Scouting: Hayden Sheridan (Arizona, 2016), 7th season

Director of Operations: Tyler Benson (St. Bonaventure, 2009), 9th season

Assistant Director of Operations: Taylor Ann Hendricks (Iowa State, 2020), 3rd season

Special Assistant to the Head Coach: James Forrest (Georgia Tech, 1995), 1st season

Associate Director of Sports Medicine/Men's Basketball: Richard Stewart (Salisbury, 2005), 18th season

Director of Strength and Conditioning/Men's Basketball: Justin Landry (Cal State East Bay, 2012), 2nd season

Recruiting and Operations Coordinator: Jake Alburtus (Western Michigan, 2020), 2nd season

BY CLASS

Graduates: Ryan Mutombo, Luke O'Brien

Seniors: Javian McCollum, Kowacie Reeves, Jr., Lance Terry (r)

Juniors: Duncan Powell

Sophomores: Naithan George, Baye Ndongo, Emmer Nichols (r), Marcos San Miguel

Freshman: Jaeden Mustaf, Doryan Onwuchekwa, Ibrahim Souare (r), Darrion Sutton, Dyllan Thompson

BY STATE/COUNTRY

California: Emmer Nichols

Canada: Naithan George

Colorado: Luke O'Brien

Florida: Javian McCollum

Georgia: Ryan Mutombo, Kowacie Reeves, Jr., Marcos San Miguel, Lance Terry

Guinea: Ibrahim Souare

Maryland: Jaeden Mustaf

Missouri: Darrion Sutton

Senegal: Baye Ndongo

Texas: Doryan Onwuchekwa, Duncan Powell, Dyllan Thompson

BY MAJOR

Applied Language and Intercultural Studies: Javian McCollum, Duncan Powell

Business Administration: Naithan George, Jaeden Mustaf, Doryan Onwuchekwa, Ibrahim Souare, Darrion Sutton

Computer Science: Marcos San Miguel

Economics: Luke O'Brien

Economics/International Affairs: Emmer Nichols

History, Technology & Society: Kowacie Reeves, Jr., Lance Terry

Literature, Media & Communication: Baye Ndongo

Management (MS): Ryan Mutombo


BY HEIGHT

6-2	Javian McCollum
6-3	Naithan George, Lance Terry
6-4	Marcos San Miguel
6-5	Jaeden Mustaf
6-6	Dallan "Deebo" Coleman, Miles Kelly, Emmer Nichols, Ibrahim Sacko
6-7	Kowacie Reeves, Jr., Dyllan Thompson
6-8	Luke O'Brien, Duncan Powell, Darrion Sutton
6-9	Baye Ndongo, Ibrahim Souare
6-11	Doryan Onwuchekwa
7-2	Ryan Mutombo

PRONUNCIATION GUIDE

McCamish Pavilion	Muh-CAM-ish (like CAM Newton)
Javian McCollum	JAY-vee-un muh-CALL-um
Jaeden Mustaf	JAY-dun MOO-stoff
Ryan Mutombo	moo-TOM-bo
Baye Ndongo	BYE nDON-go (NOT en-dongo or nuh-dongo)
Doryan Onwuchekwa	DOR-ee-un ON-woo-CHECK-wuh
Kowacie Reeves, Jr.	ko-WAY-see
Ibrahim Souare	EE-bruh-HEEM SWAR-ay (rhymes with soiree)
Darrion Sutton	DARR-ee-on

RADIO/TV ROSTER



Nathan George
G • 6-3 • So.

1



Javian McCollum
G • 6-2 • Sr.

2



Jaeden Mustaf
G • 6-5 • Fr.

3



Ryan Mutombo
C • 7-2 • Gr.

12



Baye Ndongo
F • 6-9 • So.

11




Emmer Nichols
F • 6-6 • r-So.

35




Luke O'Brien
F • 6-8 • Gr.

9



Duryan Onwuchekwa
C/F • 6-11 • Fr.

45



Duncan Powell
F • 6-8 • Jr.

31



Kowacie Reeves, Jr.
G • 6-7 • Sr.

14



Marcos San Miguel
G • 6-4 • So.

33



Ibrahim Souare
F • 6-9 • r-Fr.

30




Darrion Sutton
F • 6-8 • Fr.

10



Lance Terry
G • 6-3 • Sr.

0



Dyllan Thompson
G/F • 6-7 • Fr.

?

GAME NOTES



Damon Stoudamire
Head Coach




Karl Hobbs
Associate Head Coach



B.J. Elder
Assistant Coach



Pershin Williams
Assistant Coach



Nate Babcock
Assistant Coach



Bonzi Wells
Assistant Coach

RADIO/TV CHEAT SHEET



0

LANCE TERRY

Guard • 6-3 • 198 • 5th-yr. Senior • College Park, Ga.

Year	GP/GS	PPG	RPG	APG	FG%	3FG%	FT%
2023-24	-	-	-	-	-	-	-
Season Highs	Pts: -	Reb: -	Ast: -	Min: -	-	-	-
Career Highs	Pts: 26	Reb: 7	Ast: 4	Min: 40:00	-	-	-

Notes

- Did not play in 2023-24 due to injury, elected to red-shirt and return in 2024-25
- Over the last 11 games of 2022-23 - 13.3 ppg, 43.4% FG, 43.3% 3pt FG, 77.8% FT
- Finished as Tech's top 3pt FG pct. at 38.8% in all games, 42.1% in ACC games
- Tech's No. 2 scorer in ACC games - 11.4 ppg, 42.1% FG, 74.2% FT; season-high 24 pts vs. Miami, Syracuse



1

NAITHAN GEORGE

Guard • 6-3 • 180 • Sophomore • Toronto, Ontario

Year	GP/GS	PPG	RPG	APG	FG%	3FG%	FT%
2023-24	29/28	9.8	2.4	4.7	.421	.314	.690
Season Highs	Pts: 24	Reb: 5	Ast: 11	Min: 39:10	-	-	-
Career Highs	Pts: 24	Reb: 5	Ast: 11	Min: 39:10	-	-	-

Notes

- Started last 28 games at PG position, ranks No. 2 in ACC in assist average, 7th in assist/TO ratio (2.25-1)
- Averaging 9.8 points and 5.0 assists in ACC games (No. 2 in ACC in assist avg, No. 3 in A/TO ratio vs. ACC teams)
- 6 or more assists in 10 games (Duke, Ala A&M, Penn State, ND, at CL, UVA, at VT, WF, at Miami)
- Ten double-figure games in the last 17 after having just two in his first 12 games



2

JAVIAN McCOLLUM (JAY-vee-un)

Guard • 6-2 • 1950 • Senior • Fort Myers, Fla.

Year	GP/GS	PPG	RPG	APG	FG%	3FG%	FT%
2023-24	30/30	13.3	2.6	3.4	.404	.314	.943
Season Highs	Pts: 23	Reb: 7	Ast: 8	Min: 38	-	-	-
Career Highs	Pts: 30	Reb: 7	Ast: 9	Min: 38	-	-	-

Notes • HM All-Big 12 in 2023-24

- Transfer from Oklahoma, No. 31 in ESPN's transfer portal ranking, No. 2 among transfers into ACC (247Sports)
- Was the Sooners' leading scorer (13.3 ppg) in 2023-24 with 21 double-figure scoring games
- Set OU program record for free throw percentage (.943)
- Also played two seasons (2021-23) at Siena, averaged 15.9 ppg in 2022-23, 11.6 over two seasons



3

JAEDEN MUSTAF (JAY-dun MOO-stoff)

Guard • 6-5 • 206 • Freshman • Bowie, Md.

Year	GP/GS	PPG	RPG	APG	FG%	3FG%	FT%
2023-24	-	-	-	-	-	-	-
Season Highs	Pts: -	Reb: -	Ast: -	Min: -	-	-	-
Career Highs	Pts: -	Reb: -	Ast: -	Min: -	-	-	-

Notes

- Overtime Elite product ranked No. 58 nationally and No. 7 at his position
- Averaged 10.6 ppg, 5.6 rpg and 3.8 rpg over 16 games with City Reapers team, which won OTE title
- All-state performer at Carmel Christian HS (NC) in 2022-23 (28-4, state runner-up); 15.9 ppg, 5.8 rpg, 3.8 apg
- Attended DeMatha Catholic prior that; son of former Maryland/NBA star Jerrod Mustaf



9

LUKE O'BRIEN

Forward • 6-8 • 222 • Graduate • Littleton, Colo.

Year	GP/GS	PPG	RPG	APG	FG%	3FG%	FT%
2023-24	35/19	6.7	3.8	1.3	.456	.376	.658
Season Highs	Pts: 18	Reb: 9	Ast: 4	Min: 32	-	-	-
Career Highs	Pts: 18	Reb: 14	Ast: 4	Min: 36	-	-	-

Notes

- Transfer from Colorado, where he played with 3 2024 NBA draft picks; Key rotation player/part-time starter
- Played in 111 games (29 starts) over 4 seasons, hitting 44% FG and 35% on threes
- Helped lead Buffaloes to NCAA Tournament in 2023-24, career-best 6.7 ppg, 3.8 rpg, 37.6% 3FG
- Started last 10 games of the season, playing more than 30 minutes in three of them



10

DARRION SUTTON (DARE-ee-on)

Forward • 6-8 • 199 • Freshman • St. Louis, Mo.

Year	GP/GS	PPG	RPG	APG	FG%	3FG%	FT%
2023-24	-	-	-	-	-	-	-
Season Highs	Pts: -	Reb: -	Blk: -	Min: -	-	-	-
Career Highs	Pts: -	Reb: -	Blk: -	Min: -	-	-	-

Notes

- Overtime Elite product ranked No. 98 nationally and No. 24 at his position
- Averaged 10.6 ppg, 8.2 rpg, 3.5 apg in 17 games for Team RWE, advancing to OTE championship series
- Left-handed shooter who connected on 58.4% of his shots from the floor
- Attended Denver (Colo.) Accelerated Way his junior year



11

BAYE NDONGO (BYE nDON-go)

Forward • 6-9 • 214 • Sophomore • Mbororo, Senegal

Year	GP/GS	PPG	RPG	BPG	FG%	3FG%	FT%
2023-24	29/29	12.4	8.2	1.1	.558	.333	.670
Season Highs	Pts: 22	Reb: 19	Blk: 4	Min: 41:57	-	-	-
Career Highs	Pts: 22	Reb: 19	Blk: 4	Min: 41:57	-	-	-

Notes • ACC All-Freshman team in 2023-24

- Missed first 3 games (inj), started last 29, Tech's rebounding and blocked shot leader and 2nd-leading scorer
- Averaging 12.6 ppg, 7.7 rpg, 55.4% FG, 20 total blocked shots ACC games
- No. 7 in ACC in rebound average, No. 7 in off reb avg, No. 2 in FG pct., No. 12 in blocks per game
- Named ACC Rookie of the Week 3 times following performances vs. Duke, Penn State, Diamond Head Classic



12


RYAN MUTOMBO (moo-TOM-bo)

Center • 7-2 • 259 • Graduate • Atlanta, Ga.

Year	GP/GS	PPG	RPG	BPG	FG%	3FG%	FT%
2023-24	15/0	0.7	1.2	0.1	.375	.000	.556
Season Highs	Pts: 4	Reb: 6	Blk: 1	Min: 10	-	-	-
Career Highs	Pts: 15	Reb: 11	Blk: 4	Min: 15	-	-	-

Notes

- Graduate transfer from Georgetown; son of former Hoya and NBA star Dikembe Mutombo
- Former 4-star and all-state product out of The Lovett School in Atlanta
- Played in 54 games, making 1 start, for the Hoyas over 3 years; averaged 3.3 ppg, 2.3 rpg
- Ranked No. 112, No. 17 among centers, as a HS prospect



14

KOWACIE REEVES, JR. (ko-WAY-see)

Forward • 6-7 • 202 • Senior • Macon, Ga.

Year	GP/GS	PPG	RPG	APG	FG%	3FG%	FT%
2023-24	32/32	9.8	3.9	0.9	.417	.383	.840
Season Highs	Pts: 20	Reb: 10	Ast: 3	Min: 42:46	-	-	-
Career Highs	Pts: 21	Reb: 10	Ast: 3	Min: 42:46	-	-	-

Notes

- One of 2 players to start every game in 2023-24, No. 3 on team in minutes (28.8 per game)
- Double figure points in 13 games, led team in 3pt pct. (38.3), No. 2 in FT pct. (84.0)
- Averaged 9.2 ppg, 3.7 rpg, 40.7% FG, 41.3% 3pt FG in ACC games
- Posted career highs in every statistical category except FTM, FTA



30

IBRAHIM SQUARE (EE-bruh-heem SWAR-ay)

Forward • 6-9 • 214 • RS-Sophomore • Conakry, Guinea

Year	GP/GS	PPG	RPG	BPG	FG%	3FG%	FT%
2023-24	-	-	-	-	-	-	-
Season Highs	Pts: -	Reb: -	Ast: -	Min: -	-	-	-
Career Highs	Pts: -	Reb: -	Ast: -	Min: -	-	-	-

Notes

- Power forward prospect from Guinea who redshirted in 2023-24
- Attended Canyon International Academy, where he was a teammate of Naithan George in 2022-23
- Averaged 11.7 ppg, 7.7 rpg and 1.7 apg for Guinea at the 2022 FIBA U18 African Championship
- Measured 7-2 wingspan, 30-inch vertical leap



31


DUNCAN POWELL

Forward • 6-8 • 240 • Junior • Dallas, Texas

Year	GP/GS	PPG	RPG	APG	FG%	3FG%	FT%
2023-24	29/23	12.1	7.0	2.0	.492	.286	.685
Season Highs	Pts: 20	Reb: 15	Ast: 10	Min: 35	-	-	-
Career Highs	Pts: 20	Reb: 15	Ast: 10	Min: 35	-	-	-

Notes

- Former top-100 HS prospect who transferred to Tech from Sacramento State
- Played in 29 games (23 starts) in 2023-24, led Hornets in scoring and rebounding
- Signed with North Carolina A&T out of HS, redshirted in 2021-22, averaged 8.0 ppg, 5.7 rpg in 2022-23
- Born in Conover, N.C., prepped at DeSoto HS in Texas; No. 84 prospect in 2021 class (ESPN)



45

DORYAN ONWUCHEKWA (DORIAN ON-wu-CHECK-wuh)

Center • 6-11 • 234 • Freshman • DeSoto, Texas

Year	GP/GS	PPG	RPG	BPG	FG%	3FG%	FT%
2023-24	-	-	-	-	-	-	-
Season Highs	Pts: -	Reb: -	Ast: -	Min: -	-	-	-
Career Highs	Pts: -	Reb: -	Ast: -	Min: -	-	-	-

Notes

- 3-star prospect from Faith Family Academy in Dallas; No. 112 nationally (247Sports Comp) and No. 17 center
- Helped Faith Family Academy to a 118-24 record over 4 years with 3 UIL 4A state titles
- Earned all-state honors as a senior, all-Dallas Metro team in 2023 and 2024
- Lost 50 pounds over the past year prior to his spring 2024 signing with Tech

GAME NOTES