



STATE OF MARYLAND



AMERICAN RESCUE PLAN

**State and Local
Fiscal Recovery Funds
2024 Annual
Performance Report**



[THIS PAGE INTENTIONALLY LEFT BLANK]

Table of Contents

Executive Summary	8
Maryland’s Funding Allocation Process	9
Key Outcome Goals	10
Use of Funds	12
Financial Summary	16
Financial Summary Table	17
SLFRF Performance Highlights	19
Community Engagement and Promoting Equitable Outcomes	20
Use of Evidence	21
Evidence Based Allocations Table	22
Project Expenditure Groups	24
Improving Public Health Projects: Section Overview	25
Innovations in Health Care and Human Services	26
Improving Public Health Outcome Measures	27
1A – Provider Assistance	28
1A.1 - 2% Nursing Home Temporary Rate Increase	29
1A.2 - Recovery Now - Maryland Department of Health - Developmental Disabilities Administration (DDA) Provider Grants.....	30
1B – Mental Health Assistance	31
1C – Violence Intervention	35
1C.1 - VOCA Community Services Coordinators	36
1C.2 - VOCA New Future Bridges Subsidy	37
1C.3 - Safe at Home Address Confidentiality Program	39
1C.4 - VOCA Victim Services	40
1D – Prevention in Congregate Settings	42
1D.1 - Adult Day Care	43
1D.2 - Heating, Ventilation, and Air Conditioning Upgrades for Public School Buildings .	44
1D.3 - HSCRC - Hospitals.....	46
1D.4 - Local Health Department Infrastructure Grants	48
1D.5 - Medicaid - Nursing Homes.....	50
1D.6 - School Reopening Grants	51
1E – Substance Use Providers	52

State of Maryland

1F – Vaccinations 54

 1F.1 - Vaccine Incentive - Legislature 54

 1F.2 - VaxU Scholarships..... 54

Reducing Negative Economic Impacts: Section Overview 55

Reducing Negative Economic Impacts Outcome Measures 56

2A – Business Assistance to Industry: Hospitality and Entertainment 64

 2A.1 - Recovery Now - Department of Commerce - Hotel, Motel, and Bed and Breakfast Grants 65

 2A.2 - Recovery Now - Department of Commerce - Restaurant Grants 67

 2A.3 - Recovery Now - Department of Commerce - Small Business Marketing Grants 70

 2A.4 - Recovery Now - Live Performance 71

 2A.5 - Recovery Now - Commerce - Local Commuter Bus Assistance Grants 72

2B – Business Assistance to Impacted Industries 73

 2B.2 - Recovery Now - MARBIDCO - Rural and Agricultural Business Grants 74

 2B.3 - Rural and Agricultural Business Grants 77

2C – Small Business 78

 2C.1 - Project Restore 79

 2C.2 - Recovery Now - Department of Commerce - Maryland Small, Minority, and Women-Owned Business Account (SMWOBA)..... 81

 2C.3 - Recovery Now - Department of Commerce - Non-Sales and Use Tax Grants 83

2D – Community and Public Benefits 85

 2D.1 - Re Enrolled - Department of Human Services - Temporary Disability Assistance Program..... 86

 2D.2 - TCA \$100 Bonus & TDAP \$100 Bonus 87

 2D.3 - TCA Costs Associated with the Pandemic..... 88

2E – Online Business Assistance 89

2F – Housing Relief 91

 2F.1 - Utility Assistance to Limited Income Customers (Fund HB606 of 2021) 92

 2F.2 - Emergency Assistance for Late Utility Bills (PC53) 93

 2F.3 - Recovery Now - Department of Housing and Community Development - 30-Day Emergency Housing Grants 99

 2F.4 - Recovery Now - Department of Legislative Services through the Administrative Office of the Courts - Maryland Legal Services Corporation Grant..... 104

2G – Non-Profit Assistance 107

 2G.1 - Recovery Now - Department of Commerce - Arts Council 108

State of Maryland

2G.2 - Recovery Now - Department of Housing and Community Development - Non-Profit Assistance Grants..... 111

2G.3 - Recovery Now - Department of Human Services - Food Bank Grants..... 112

2G.4 - Recovery Now - Maryland Department of Emergency Management - Volunteer Fire Department and Rescue Squad Grants..... 114

2G.5 - Residential Treatment Centers 115

2H – Job Training 116

 2H.1 - Apprenticeship and Employment Training Program and 2H.2 - Recovery Now - Department of Labor - Local Workforce Development Boards..... 117

 2H.3 - Community Colleges - Maryland Higher Education Commission and 2H.4 - Recovery Now - Maryland Higher Education Commission - Baltimore City Community College 132

2I – Broadband Services 133

 2I.1 - Broadband - Digital Navigators 135

 2I.2 - Broadband - Gap Networks..... 140

 2I.3 – Broadband - Tech Extension..... 141

 2I.4 - Broadband - Device Subsidy..... 147

 2I.5 - Broadband - Service Subsidy 148

2J – Unemployment Insurance Payments to Individuals 151

2K – Unemployment Insurance to the Trust Fund..... 152

 2K.1 and 2K.2 – Unemployment Insurance (UI) Trust Fund 152

2L – Affordable Housing 154

2M – K-12 Academic Services 158

 2M.1 - Recovery Now - Maryland State Department of Education - Juvenile Services Education 159

 2M.2 - Student Support Network..... 160

 2M.3 - Summer School 162

 2M.4 and 2M.5 - Transitional Supplemental Instruction and Transitional Supplemental Instruction - Blueprint Fund..... 166

 2M.6 - Tutoring and Supplemental Instruction..... 168

2N – Public Health Equity Resources..... 172

 2N.1 - ACES Grants - Excelerate MD 173

 2N.2 - Expansion of the Boys and Girls Clubs MD 175

 2N.3 - Health Equity Resource Communities Grants 177

Public Sector Capacity 180

3A – Public Sector Assistance 181

State of Maryland

3A.1 - Health Insurance 182

3A.2 - Overtime for the Office of Chief Medical Examiner..... 183

3A.3 - Public Safety Salaries 184

3B – K-12 Emotional and Behavioral Services 185

Premium Pay 188

4A – State Employee Premium Pay 189

4A.1 - Response Pay for State Employees..... 190

4A.2 - Quarantine Pay..... 191

Water, Sewer, and Broadband Infrastructure Projects..... 192

5A – Last Mile Projects 193

5B – Broadband Services Statewide 198

5B.1 – Broadband - Digital Inclusion Fund..... 198

5B.2 – Recovery Now - Broadband..... 198

Revenue Replacement..... 201

6A – Revenue Budget Relief..... 202

6A.1 - Charlotte Hall Veterans Home 204

Maryland Department of Transportation SLFRF Projects..... 205

6A.7 - Recovery Now - Main Street 208

6A.8 - Substitute the Housing Counseling Fund 210

6A.9 - Telework for State Employees and 6A.19 – State Telework 211

6A.10 - Vaccination Lottery..... 213

6A.11 – COVID-19 Steady State..... 214

6A.12 – Water and Sewer Assistance..... 215

6A.13 – Maryland Community Safety Works Program..... 217

6A.14 – Jobs That Build 220

6A.16 – Medicare Advantage 223

6A.20 - Little Italy Neighborhood Association..... 225

6A.21 – Support for Increased Demand for Behavioral Health Services 226

6A.22 - Baltimore City Crime Prevention Initiative..... 227

6A.23 - FAMLII Contractual Services..... 228

6A.24 - Security Personnel for Non-Profit Faith Based Organizations..... 229

6A.25, 6A.26, and 6A.27 - Summer Safe 230

Administrative..... 231

7A – Units of Government Transfers 232

State of Maryland

7A.1 - Education Trust Fund Backfill.....	233
7A.2 - Fiscal Relief for Local Health Departments’ self-supported fee-for-service Clinics	234
7A.3 - Home Detention for Early Release	235
7A.4 - Private Sector Telework.....	237
7A.5 - Recovery Now - Department of Budget and Management - Disparity Grants.....	238
7A.6 - Substitute for Public Health Costs.....	239
7B – Administrative Expenses	240
SLFRF Management.....	241
Statewide IT Accessibility Initiative / 508 Compliance.....	241
Acknowledgements.....	242
Appendix A - Annual Report Templates Used in the Data Collection Process.....	243
Appendix B - Defining Disadvantaged Geographies.....	245

README for an optimal user experience when viewing PDF documents:

Viewing PDFs in a web browser is a convenient feature but limits the user experience. This report contains many hyperlinks and bookmarks. It is best to download the report to a PDF reader. For example, open the report in the Adobe Reader App.

Why? When reading a PDF in a web browser, hyperlinks often open in the same tab. This will result in a user losing their place in the document when they hit the back button. Also, many users will want to read this report on an iPad / tablet. Open the report in the Adobe Reader App. That way, when a user clicks on a hyperlink, they will retain their place in the report.

PDF web viewers with a keyboard can also perform the following command to open hyperlinks in a new tab on most browsers:

PC Users: Control-Click

Mac Users: Option-Command-Click

Executive Summary

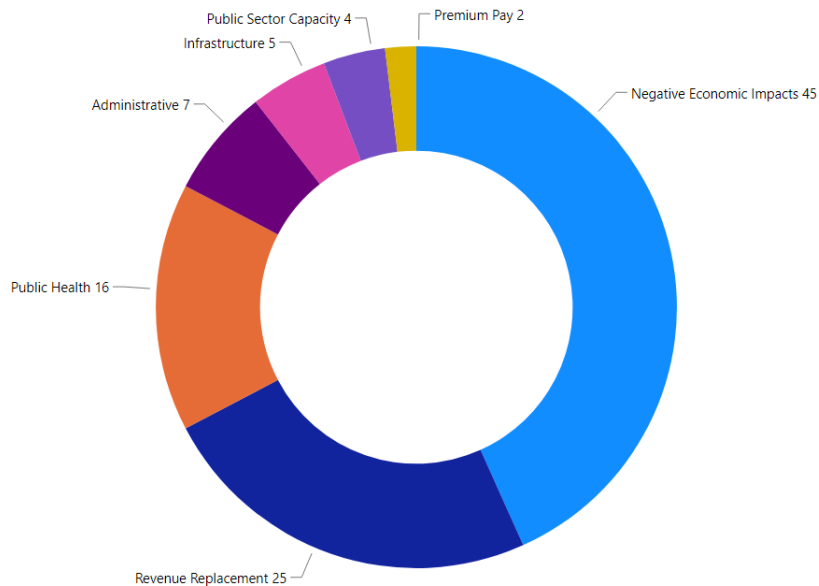
In 2020, the COVID-19 virus came to America’s shores, creating an unprecedented need for public sector action to address the health and economic impacts of the pandemic. In 2021, the State of Maryland was allocated \$3.7 billion by the Federal Government for American Rescue Plan, State and Local Fiscal Recovery Funds (SLFRF). This SLFRF Annual Performance Report describes project performance, highlighting the:

- Speed that SLFRF were allocated to meet urgent needs during the pandemic emergency.
- Rate of spending (expenditures) demonstrating SLFRF were distributed quickly to jumpstart the recovery and the progress made over the past two years.
- Equitable use of SLFRF to support disadvantaged and underserved Marylanders, small businesses and nonprofits, education, and industries hit hardest by the pandemic.

This report details expenditures from March 3, 2021 through June 30, 2024, and includes planned allocations for state fiscal year 2025 (July 1, 2024 through June 30, 2025).

In Maryland, SLFRF funds 28 projects, including 104 subprojects. This report includes data collection and project monitoring efforts to ensure the efficient, effective, and equitable use of SLFRF. Exhibit 1 summarizes Maryland’s allocation of SLFRF by expenditure group. To-date, Maryland has spent \$3.36 billion (90%) of the \$3.72 billion the state was allocated.

Count of Subprojects by Expenditure Category



Maryland's Funding Allocation Process

When the American Rescue Plan (ARP) became law on March 11, 2021, the Office of the Governor and the General Assembly moved quickly to reach a bipartisan spending plan for State and Local Fiscal Recovery Funds (SLFRF). [Supplemental Budget #5](#) was introduced by the governor on March 31, 2021 reflecting appropriations for many of the agreed-upon items.

The Office of the Governor and the General Assembly were confident the spending plan would:

- Support urgent COVID-19 response efforts to decrease the spread of the virus
- Support immediate economic stabilization for households and businesses
- Address public health and economic challenges that have contributed to the unequal impact of the pandemic on certain populations
- Replace lost public sector revenue to strengthen support for vital public services and to help retain jobs

The U.S. Treasury's [Final Rule](#) establishes that American Rescue Plan, State and Local Fiscal Recovery Funds (SLFRF) can be utilized for:

- Public health responses for those impacted by the pandemic, including the general public
- Responses to the negative economic impacts that were experienced as a result of the pandemic
- Additional services, either as a public health response or a response to the negative economic impacts of the pandemic, for disproportionately impacted communities.

Prior to the federal American Rescue Plan (ARP), the Office of the Governor championed the RELIEF Act of 2021, which was enacted by the Maryland General Assembly as an emergency bill and signed into law on February 15, 2021. Implemented as 'Recovery Now' projects, the state leveraged SLFRF for many of the projects, and excluded any items in the original agreement that are not eligible based on the Final Rule. Recovery Now projects are labeled in the Project Inventory section of this report. Many of the Recovery Now projects were completed in 2021, demonstrating the speed of implementation, timely distribution of funds, and equitable support to Marylanders and organizations in-need.

2024 Update

Four (4) new projects were added in 2024, including funding for the Baltimore City Crime Prevention Initiative, contractual services for the [family and medical leave insurance program](#) (FAMLI), security personnel for non-profit faith based organizations, and the Summer Safe program. Descriptions of these projects are in Expenditure Group 6 in the Project Inventory section.

Key Outcome Goals

Since 1999, [Managing for Results](#) has been the state’s strategic planning, performance measurement, and performance informed budgeting program. Many of the performance measures in the Managing for Results program are required as part of legislative reporting. In total, the state reports on approximately 4,000 performance measures annually. This established program helped Maryland to identify key outcome goals for SLFRF in 2021.

In 2024, the Governor’s Office published the [Maryland State Plan](#). The plan is centered on a vision to make Maryland safer, more affordable, more competitive, and a state that continues to serve. The plan identifies ten implementation priorities. Each priority contains goals, objectives, and key performance indicators. The table below shows the key outcome goals for SLFRF from the Managing for Results program and alignment to the priorities in the 2024 State Plan.

2021 SLFRF Key Outcome Goals	Alignment to the 2024 State Plan
<p>Improvement in health outcomes by addressing inequity in health care access and quality</p> <ul style="list-style-type: none"> • Reduced cancer and heart disease mortality rates • Reduced infant mortality, with a focus on reducing the gap between infant mortality rates for African Americans and other races • Improving the percentage of births with first trimester care 	<p>Priority 8: Ensuring world-class health systems for all Marylanders</p> <p>8.1 Improve eligibility and access to quality care 8.2 Improve affordability of care 8.3 Improve health equity and eliminate disparities</p>
<p>Reduction in poverty, food insecurity, and utility debt</p> <ul style="list-style-type: none"> • Increase in the number of local workforce development board clients placed in employment • Decrease in the percentage of families and people whose income in the last 12 months was below the poverty level • Decrease in the prevalence of households with very low food security • Reduction in statewide utility bill arrearages 	<p>Priority 1: Ending Child Poverty in Maryland</p> <p>1.1 Achieve immediate reductions in child poverty through increased economic benefits for families across the state 1.2 Ensure effective reduction for vulnerable populations and in high-need places that may require a more tailored strategy 1.3 End cycles of poverty and help create sustained long-term wealth</p>

State of Maryland

2021 SLFRF Key Outcome Goals	Alignment to the 2024 State Plan
<p>Improved educational outcomes through school infrastructure improvement, broadband access expansion, and programs to address pandemic learning loss</p> <ul style="list-style-type: none"> • Increase in the four-year high school graduation rate • Increase in the number of households with access to broadband internet services 	<p>Priority 2: Setting Maryland’s students up for success</p> <ul style="list-style-type: none"> 2.1 Expand equitable early childhood education 2.2 Develop high quality and diverse teachers and leaders 2.3 Promote college and career readiness 2.4 Provide more resources for student success 2.5 Enhance governance and accountability
<p>Stabilization and growth of Maryland’s economy through support to small businesses and industries most negatively impacted by the pandemic</p> <ul style="list-style-type: none"> • Comparison of Maryland’s unemployment rate to the national average • Increase in Maryland’s Real Gross Domestic Product (GDP) • Increase in state sales tax revenue attributable to tourism 	<p>Priority 3: Creating an equitable, robust, and competitive economy</p> <ul style="list-style-type: none"> 3.1 Develop key sectors 3.2 Strengthen and incentivize diverse local small businesses and entrepreneurship 3.3 Attract and secure federal, private, and foreign investments

State of Maryland

Use of Funds

Maryland allocated SLFRF to 28 projects. The following table summarizes the use of funds:

Group	Project Name	Description
1 - Public Health	1A - Provider Assistance	Temporary increase in Medicaid nursing home reimbursement rates; assist developmental disabilities providers with costs incurred from pandemic-related reopening and revenue loss.
1 - Public Health	1B - Mental Health Assistance	Ensure all current mobile crisis, walk-in crisis, and other mental health crisis providers can continue essential services.
1 - Public Health	1C - Violence Intervention	Provide funding to the Victims of Crime Act (VOCA) program. VOCA works to improve the treatment of victims by helping their restoration after criminal violence and to support them through the justice process.
1 - Public Health	1D - Prevention in Congregate Settings	Provide funding for air quality, heating, ventilation, and air conditioning upgrades for public school buildings. Provide grants to help schools safely reopen for in-person instruction. Plus, infrastructure funding for adult day care centers, nursing homes, hospitals, and local health departments.
1 - Public Health	1E - Substance Use Providers	Provides financial assistance for statewide public health providers to address revenue shortfalls due to COVID-19 and to address increased demand for services.
1 - Public Health	1F - Vaccinations	Provided funding for \$100 vaccine incentives for the Judiciary and Legislative Departments, and vaccine scholarship incentives to teenagers.
2 - Negative Economic Impacts	2A - Business Assistance: Entertainment and Hospitality	Provided funding to local governments for grants to hotels, motels, bed-and-breakfast inns, live entertainment venues and promoters, and local commuter bus grants.

State of Maryland

Group	Project Name	Description
2 - Negative Economic Impacts	2B - Business Assistance to Impacted Industries	Supports the recovery of Maryland's rural and agricultural businesses through targeted grant programs.
2 - Negative Economic Impacts	2C - Small Business	Provides support for a variety of small businesses through a grant program to help preserve the state's main street economies; funding for the Maryland Small Minority and Women-Owned Businesses Account (SMWOBA); and investments in tourism marketing for Maryland small businesses.
2 - Negative Economic Impacts	2D - Community and Public Benefits	Provides financial support to eligible individuals, households, and nonprofit organizations most disproportionately impacted by the pandemic including Temporary Cash Assistance (TCA) and the Temporary Disability Assistance Program (TDAP).
2 - Negative Economic Impacts	2E - Online Business Assistance	Provided funding to local governments for grants to businesses seeking to set up an online sales framework and offering employees telework opportunities.
2 - Negative Economic Impacts	2F - Housing Relief	Provided grants to Maryland electric and gas utilities with the goal of reducing or eliminating residential customer bill arrearages. Expanded the electric universal service program. Provided emergency housing grants and legal services grants for home detention.
2 - Negative Economic Impacts	2G - Non-Profit Assistance	Provided grants to certain non-profit organizations to mitigate financial impacts of the COVID-19 pandemic
2 - Negative Economic Impacts	2H - Job Training	Provides support to community colleges and Local Workforce Development Boards (LWDBs) to engage individuals impacted by the COVID-19 pandemic and connect them to new employment or transition to a new career through training, skill enhancement, and educational opportunities.

State of Maryland

Group	Project Name	Description
2 - Negative Economic Impacts	2I - Broadband Services	Provides funding for technological devices for qualified Maryland households; Addresses gaps in broadband access and delivery; and subsidizes broadband devices and service fees to bridge the digital divide.
2 - Negative Economic Impacts	2J - Unemployment Insurance Payments to Individuals	Stabilized Maryland households experiencing unemployment due to the pandemic.
2 - Negative Economic Impacts	2K - Unemployment Insurance to Trust Fund	Replenished Maryland's Unemployment Insurance Trust Fund to maintain its solvency and stabilize rates.
2 - Negative Economic Impacts	2L - Affordable Housing	Homeownership Works (HOW) is a pilot program in two low-income neighborhoods. New homeownership opportunities, rehab and repairs for existing homeowners, counseling and legal services.
2 - Negative Economic Impacts	2M - K-12 Academic Services	Addresses learning loss from the effects of the COVID-19 pandemic on education; necessary supports and services for students; updated educational services provided to students in the Juvenile Services Education (JSE) Program.
2 - Negative Economic Impacts	2N - Public Health Equity Resources	Addresses child wellbeing post COVID-19 to aid Maryland children and families to reduce Adverse Childhood Experiences (ACEs); expands Boys and Girls Clubs MD for evidence-based youth development programs; support for Health Equity Resource Communities (HERCs)
3 - Public Sector Capacity	3A - Public Sector Assistance	Increases funds available to cover claims and the shortfall in health insurance expenses due to increased COVID-19 related claims; public safety salaries; and overtime pay for the Office of the Chief Medical Examiner.
3 - Public Sector Capacity	3B - K-12 Emotional and Behavioral Services	Addresses trauma and behavioral health issues exacerbated by the COVID-19 pandemic on students and their families.

State of Maryland

Group	Project Name	Description
4 - Premium Pay	4A - State Employee Premium Pay	Provided COVID-19 Response and Quarantine Pay to state employees that performed essential services during the public health emergency with limited ability to physically distance.
5 - Infrastructure	5A - Last Mile Projects	Supports broadband infrastructure and deployment to unserved households / areas.
5 - Infrastructure	5B - Broadband Services Statewide	Provides grants for rural broadband programs and projects across the state. And funded Recovery Now projects, selected based on location and ability to be completed quickly.
6 - Revenue Replacement	6A – Revenue Budget Relief	Offsets a revenue shortfall in the Maryland Housing Counseling Fund; technology improvements to teleworking state employees; budget relief to the Maryland Transit Administration to assist with bus operations and State Highway Administration to carry out maintenance on the state's highway system; provides water and sewer assistance; support for Medicare Advantage programs / providers; the Summer Safe program, security personnel for non-profit faith based organizations, Baltimore City crime prevention, Community Safety Works, and paid family medical leave insurance.
7 - Administrative	7A - Units of Government Transfers	Transfer of SLFRF funds to other accounts to support programs, for example backfilling the Education Trust Fund to support K-12 expenditures.
7 - Administrative	7B - Administrative Expenses	SLFRF compliance and reporting support, policy analysis, and technical assistance.

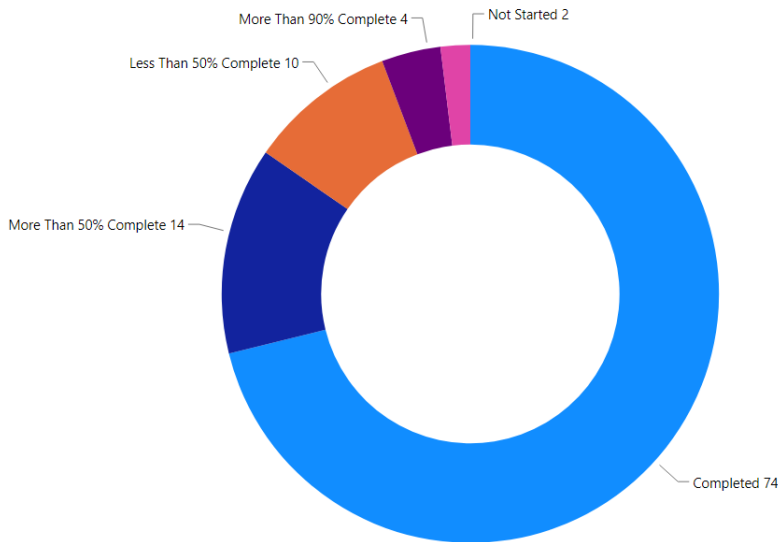
Financial Summary

Of the \$3,717,212,336 from the federal government, \$3,702,284,977 (99.6%) of Maryland’s SLFRF has been allocated to 28 projects, including 104 subprojects. \$14,927,359 (.4%) is unallocated. A history of spending at the end of every fiscal year is shown in the table below:

Fiscal Year	Expenditures	Percentage Spent	Increase
2021	\$610,543,864	16%	
2022	\$2,482,665,684	67%	51%
2023	\$3,143,622,185	85%	18%
2024	\$3,357,388,875	90%	5%

The following chart illustrates the completion status of the subprojects.

Count of Subprojects by Status of Completion



Financial Summary Table

The following table contains the budgeted amount and expenditures for SLFRF projects through June 30, 2024. (sorted by Project ID)

Key: EC is Expenditure Category, a code established by the U.S. Treasury to group projects. ID is the Project ID created by the state. Project Name is the name the state assigned to the project. Budget is the amount the state allocated for a project. Expenditures are the amount spent.

EC	ID	Project Name	Budget	Expenditures
1.14	1A	Provider Assistance	\$30,938,332	\$30,938,332
1.12	1B	Mental Health Assistance	\$7,562,597	\$7,562,597
1.11	1C	Violence Intervention	\$3,854,903	\$3,854,903
1.4	1D	Prevention in Congregate Settings	\$212,224,887	\$139,846,158
1.13	1E	Substance Use Providers	\$5,000,000	\$5,000,000
1.1	1F	Vaccinations	\$1,044,700	\$1,044,700
2.35	2A	Business Assistance: Entertainment and Hospitality	\$50,969,588	\$50,969,588
2.36	2B	Business Assistance to Impacted Industries	\$3,500,000	\$3,500,000
2.29	2C	Small Business	\$70,000,500	\$48,385,285
2.3	2D	Community and Public Benefits	\$191,475,133	\$191,475,133
2.3	2E	On-Line Business Assistance	\$500,000	\$500,000
2.2	2F	Housing Relief	\$121,000,000	\$121,000,000
2.34	2G	Non-profit Assistance	\$46,870,041	\$46,870,041
2.1	2H	Job Training	\$91,781,224	\$72,969,222
2.4	2I	Broadband Services	\$84,000,000	\$43,833,455
2.9	2J	Unemployment Insurance Payments to Individuals	\$40,237,000	\$40,237,000

State of Maryland

EC	ID	Project Name	Budget	Expenditures
2.28	2K	Unemployment Insurance to Trust Fund	\$880,000,000	\$880,000,000
2.15	2L	Affordable Housing	\$10,150,000	\$3,360,172
2.25	2M	K-12 Academic Services	\$269,514,657	\$235,551,579
2.37	2N	Public Health Equity Resources	\$18,956,956	\$14,801,408
3.1	3A	Public Sector Assistance	\$325,100,000	\$325,100,000
3.4	3B	K-12 Emotional and Behavioral Services	\$25,000,000	\$19,506,473
4.1	4A	State Employee Premium Pay	\$114,389,754	\$114,389,754
5.19	5A	Last Mile Projects	\$142,751,506	\$63,339,514
5.21	5B	Broadband Services Statewide	\$4,000,000	\$3,241,465
6.1	6A	Revenue / Budget Relief	\$788,967,522	\$737,183,655
7.2	7A	Units of Government Transfers	\$147,495,677	\$147,495,677
7.1	7B	Administrative Expenses	\$15,000,000	\$5,432,764
		Total	\$3,702,284,977	\$3,357,388,875

SLFRF Performance Highlights

- Real (inflation-adjusted) Gross Domestic Product (GDP) in Maryland has surpassed pre-pandemic levels. In the first quarter of 2024, Maryland's real GDP was 4.5 percent larger than in the fourth quarter of 2019. As of May 2024, Maryland's statewide unemployment rate of 2.7 percent ranks sixth lowest nationwide. By the end of 2023, 16 of Maryland's counties recovered on-net all jobs lost during the onset of the pandemic. The remaining eight are not far off, all having recovered a net of over 96 percent of jobs in the county. Over the course of 2023, Maryland reached record highs of employment. Of the 24 counties, 15 earned countywide employment peaks in that year. The overall speed and magnitude of Maryland's recovery has been strong. Read more about Maryland's economic recovery in the Reducing Negative Economic Impacts section.
- The Maryland Department of Labor utilized SLFRF for the state's thirteen Local Workforce Development Boards (LWDBs) to connect individuals impacted by the pandemic to new employment or transition to a new career through training, skill enhancement, apprenticeship, and related educational opportunities.
 - 3,542 Marylanders received a credential
 - 474 were added to the Registered Apprenticeship program
 - 39,127 customers were served using SLFRF
- Pandemic related unemployment claims depleted the Unemployment Insurance (UI) Trust Fund. In 2021, Maryland used SLFRF to pay its federal UI loan balance, as allowed under the U.S. Treasury's Final Rule and Senate Bill SB 811. This action avoided the federal unemployment insurance tax credit reduction in 2022, replenishing the UI Trust Fund with \$830 million. The outcome enabled the state to reduce the unemployment insurance tax paid by employers in 2024 from Table C back to Table A.
- Electric and gas utilities, as a result of increased arrearages (late bills), were allocated \$83,000,000 in SLFRF. 155,875 Maryland households in-need received support.
- The number of individuals participating in the Temporary Assistance for Needy Families (TANF) program increased from approximately 25,000 pre-pandemic to a high of over 57,000 during the state of emergency. The state used SLFRF to help support these individuals and families.
- High-speed internet access is essential for online education, telemedicine, and overall access to digital society. In 2022, Connect Maryland was launched. It is a transformative initiative to supercharge the state's broadband investment with \$400 million to fully address the digital divide. In addition to SLFRF, the state has been awarded \$162 million in Coronavirus Capital Projects Funds. In July 2023, Governor Moore announced [Maryland ActNow](#), a public awareness campaign to help increase enrollment in discounted internet access for low-income households.

Community Engagement and Promoting Equitable Outcomes

The state's thirteen (13) Local Workforce Development Boards help to train, certify, and connect Marylanders to jobs. The Department of Labor compiled the following highlights to describe how SLFRF is used for community partnerships that focus on equitable outcomes.

- Baltimore City: The Mayor's Office of Employment Development has utilized nearly \$3 million in SLFRF to support eleven (11) community-based organizations to provide occupational training. Community Connectors serve as neighborhood-based on-ramps to work for jobseekers. This adds local workforce development infrastructure to Baltimore's diverse neighborhoods.
- Baltimore County: NPower Maryland received a \$200,000 grant from the Department of Economic and Workforce Development to upskill 200 young adults. NPower, Inc. creates pathways to economic prosperity by focusing on digital careers for military veterans, spouses, and young adults from underserved communities.
- Howard County: SLFRF is used to extend a partnership with the Autism Society of Maryland. The Autism Hiring Program addresses the needs of Autistic adults who have marketable skills but have struggled to secure and maintain desirable employment. The program has supported 47 Autistic job seekers, expanded to Anne Arundel and Montgomery Counties, and plans to expand to Towson University in the fall of 2024.
- Montgomery County: In 2023, Worksource Montgomery was honored with the Apprenticeship Ambassador designation by the U.S. Department of Labor, for connecting key industry partners to expand the GROW Grants for businesses program, including \$400,000 in SLFRF to expand registered apprenticeships to healthcare and cybersecurity. The programs often support disadvantaged and historically underserved populations.
- Upper Shore: The Upper Shore Workforce Investment Board established a partnership with the Neighborhood Service Center, Inc., a non-profit Community Action Agency that provides development services to low-income and elderly residents.
- Western Maryland: Western Maryland is working with partner agencies on its Poverty Alleviation Plan. The plan includes a \$1,000,000 investment from SLFRF in Circles, USA, an evidence-based anti-poverty initiative. Circles USA gathers people who are motivated to move out of poverty and matches them with middle-income and high-income volunteers who can support and encourage them on their journey. Through Circles USA and the Community Action Council, youth, immigrants, low-income, and minority groups benefit from a network of access to career opportunities.

Use of Evidence

Evidence-based programs use data and research findings to make programming decisions. These are programs with a proven track record. Of the 104 subprojects, 40 required the state to provide information about the use of evidence. This demonstrates if Maryland used SLFRF to fund projects with a proven track record or created new programs with little or no track record. The state identified and cited evidence for 38 of the 40 projects with the use of evidence requirement, totaling \$1.041 billion of the \$1.056 billion with the requirement. Two innovative projects did not use evidence, including \$14 million for health equity grants designed to expand health care access, and \$1 million for the student support network. Over \$1 billion in SLFRF was allocated to evidence-based programs.

The state used the Results First Clearinghouse to rate and cite evidence for SLFRF projects. The Results First Clearinghouse is an online database that brings together information on the effectiveness of social policy programs from nine national clearinghouses.

Results First Clearinghouse Highest Rated

The program had a positive impact based on the most rigorous evidence

Results First Clearinghouse Second Highest Rated

The program had a positive impact based on high-quality evidence.

When a program was not listed in the Results First Clearinghouse, the state used the U.S. Treasury definitions to rate use of evidence.

Treasury Strong

Strong evidence means that the evidence base can support causal conclusions for the specific program proposed by the applicant with the highest level of confidence.

Treasury Moderate

Moderate evidence means that there is a reasonably developed evidence base that can support causal conclusions.

The following table lists the subproject name, evidence rating, and amount allocated toward evidence-based interventions. More details about the evidence used is available in the project inventory section, including a description and citation for each. For example:

1C.2 – Victims of Crime Act (VOCA) New Future Bridges Subsidy: [Rapid re-housing programs receive the second highest rating in the Results First Clearinghouse](#), indicating a positive impact based on the most rigorous evidence. The [Results for America, Economic Mobility Catalog](#) also cites housing stability and displacement prevention in evidence-based approaches to public safety. Evidence describes wrap around services including counseling and regular check-ins with victims as a best practice.

Evidence Based Allocations Table

The following table includes the evidence rating and amount allocated toward evidence-based interventions. It is sorted by ID.

ID	Subproject Name	Evidence Rating	Amount
1B.1	Recovery Now - Maryland Department of Health - Mobile Crisis and Stand-Alone Crisis Services	Treasury Strong	\$7,562,597
1C.1	VOCA Community Service Coordinators	Treasury Strong	\$107,600
1C.2	VOCA New Futures Bridges Subsidy	Results First Second-highest Rated	\$1,030,953
1C.3	VOCA Safe at Home Address Confidentiality Program	Treasury Strong	\$361,728
1C.4	VOCA Victim Services	Treasury Strong	\$2,354,623
1D.1	Adult Day Care	Treasury Moderate	\$14,444,319
1D.2	Heating, Ventilation, and Air Conditioning Upgrades for Public School Buildings	Treasury Strong	\$80,000,000
1D.3	HSCRC - Hospitals	Treasury Strong	\$54,947,869
1D.4	Local Health Department Infrastructure Grants	Treasury Strong	\$3,999,998
1D.5	Medicaid - Nursing Homes	Treasury Strong	\$48,832,701
1D.6	School Reopening Grants	Treasury Strong	\$10,000,000
1E.1	Recovery Now - Maryland Department of Health - Assistance 8-507 Providers	Results First Second-highest Rated	\$5,000,000
2D.1	Re Enrolled - Department of Human Services - Temporary Disability Assistance Program	Treasury Strong	\$11,319,753
2D.2	TCA \$100 Bonus & TDAP \$100 Bonus	Treasury Strong	\$40,155,380
2D.3	TCA Costs Associated with the Pandemic	Treasury Strong	\$140,000,000
2E.1	Recovery Now - Department of Commerce - Online Sales Framework Grants	Treasury Moderate	\$500,000
2F.1	Utility Assistance to Limited Income Customers (HB606 of 2021)	Treasury Moderate	\$20,000,000
2F.2	Emergency Assistance for Late Utility Bills (PC53)	Treasury Moderate	\$83,000,000
2F.3	Recovery Now - Department of Housing and Community Development - 30-Day Emergency Housing Grants	Results First Highest Rated	\$15,000,000
2F.4	Recovery Now - Department of Legislative Services through the Administrative Office of the Courts - Maryland Legal Services Corporation Grant	Results First Second-highest Rated	\$3,000,000
2H.1	Apprenticeship and Employment Training Program	Results First Highest Rated	\$75,000,000

State of Maryland

ID	Subproject Name	Evidence Rating	Amount
2H.2	Recovery Now - Department of Labor - Local Workforce Development Boards	Results First Highest Rated	\$7,000,000
2H.3	Community Colleges - Maryland Higher Education Commission	Results First Highest Rated	\$8,580,595
2H.4	Recovery Now - Maryland Higher Education Commission - Community Colleges - BCCC	Results First Highest Rated	\$1,200,629
2I.1	Broadband - Digital Navigators	Results First Second-highest Rated	\$2,000,000
2I.2	Broadband - Gap Networks	Results First Second-highest Rated	\$3,000,000
2I.3	Broadband - Tech Extension	Results First Second-highest Rated	\$4,000,000
2I.4	Broadband Dedicated Purpose Account - Device Subsidy	Results First Second-highest Rated	\$30,000,000
2I.5	Broadband Dedicated Purpose Account - Service Fee Subsidy	Results First Second-highest Rated	\$45,000,000
2J.1	Recovery Now - Department of Labor - Department of Labor and Maryland Comptrollers Office Pending UI Claim Payments	Results First Second-highest Rated	\$40,237,000
2L.1	HOW Program	Results First Second-highest Rated	\$10,150,000
2M.1	Recovery Now - Maryland State Department of Education - Juvenile Services Education	Treasury Strong	\$938,839
2M.3	Summer School	Results First Highest Rated	\$50,000,000
2M.4	Transitional Supplemental Instruction	Treasury Strong and Treasury Moderate	\$20,000,000
2M.5	Transitional Supplemental Instruction - Blueprint Fund	Treasury Strong and Treasury Moderate	\$46,000,000
2M.6	Tutoring and Supplemental Instruction	Treasury Strong and Treasury Moderate	\$151,575,818
2N.1	ACES Grants - Excelerate MD	Treasury Moderate	\$2,969,884
2N.2	Expansion of the Boys & Girls Clubs MD	Treasury Moderate	\$1,987,072
		Total	\$1,041,257,357

Project Expenditure Groups

The remainder of this report details each of the seven (7) allocation expenditure groups defined by the U.S. Treasury. Each group is summarized and includes an inventory of the one hundred and four (104) subprojects, organized as follows:

Expenditure Group	Projects	Subprojects
1 - Public Health	6	16
2 - Negative Economic Impacts	14	45
3 - Public Sector Capacity	2	4
4 - Premium Pay	1	2
5 - Infrastructure	2	5
6 - Revenue Replacement	1	25
7 - Administrative	2	7
Total	28	104

1. Public Health – Describes how funds are being used to respond to COVID-19, the broader health impacts of COVID-19, and the COVID-19 public health emergency. There are six (6) projects, including sixteen (16) subprojects in this group.
2. Negative Economic Impacts – Describes how funds are being used to respond to negative economic impacts of the COVID-19 public health emergency, including to households, small businesses, and nonprofits. There are fourteen (14) projects, including forty-five (45) subprojects in this group.
3. Public Sector Capacity – Describes how funds are being used to respond to the COVID-19 public health emergency by supporting public sector capacity to deliver services to respond to public health and negative economic impacts. There are two (2) projects, including four (4) subprojects in this group.
4. Premium Pay – Describes how SLFRF are being used to support the goals, sectors, or occupations served in any premium pay group, for example essential workers. There is one (1) project in this group. It contains two (2) subprojects.
5. Water, Sewer, and Broadband Infrastructure – This section describes the broadband projects being pursued, including how the projects benefit disadvantaged communities. There are two (2) projects, including five (5) subprojects in this group.
6. Revenue Replacement – Describes the loss in revenue for government programs due to the COVID-19 public health emergency, and how funds are used to provide government services. There is one (1) project in this group. It contains seventeen (25) subprojects.
7. Administrative – Projects in this group provide administrative support. For example, units of government transfer payments and SLFRF program management. There are two (2) projects, including eight (7) subprojects in the final group.

Improving Public Health Projects: Section Overview

Public health is the science of protecting and improving the health of people and their communities. This work is achieved by promoting healthy lifestyles, researching disease and injury prevention, and detecting, preventing, and responding to infectious diseases. Overall, public health is concerned with protecting the health of entire populations. These populations can be as small as a local neighborhood, or as big as an entire country or region of the world.¹

What is Health Equity?

Health equity exists when all people, regardless of race, sex, sexual orientation, disability, socio-economic status, geographic location, or other societal constructs have fair and just access, opportunity, and resources to achieve their highest potential for health.²

Since 2004, the [Maryland Office of Minority Health and Health Disparities \(OMHHD\)](#) has a mission to address social determinants of health and eliminate health disparities by leveraging the Department's resources, providing health equity consultation, impacting external communications, guiding policy designs, and influencing strategic direction on behalf of the Secretary of Health. The Office's vision is to achieve health equity where all individuals and communities have the opportunity and access to achieve and maintain good health.

The [Maryland Community Health Resources Commission \(CHRC\)](#) was created by the Maryland General Assembly in 2005 to expand access to health care services in underserved communities.

Maryland established the Commission on Health Equity through the Shirley Nathan-Pulliam Health Equity Act of 2021. The Secretary of Health, Office of Minority Health and Health Disparities (OMHHD), and the [Maryland Health Care Commission \(MHCC\)](#) focused efforts to improve data collection, analysis, and reporting of health disparities. State laws were updated to include requirements for collaboration, establishment of an inventory of health disparities and a clearinghouse / database to manage them, and enhancement of the frequency and detail of health disparities reporting in the executive branch and to the legislature. In its 2023 annual report, the Maryland Health Equity Commission stated it is finalizing a new health equity framework. The framework is based on best practices and will include outcomes, recommended actions, and an implementation plan.

In 2024, Maryland announced its participation in the States Advancing All-Payer Health Equity Approaches and Development (AHEAD) program with the U.S. Centers for Medicare and Medicaid Services. AHEAD builds on Maryland's innovative Total Cost of Care Model, which aims to create efficiencies that lower health care costs, improve the coordination of care, promote health equity, and to improve overall health outcomes.

¹ U.S. Centers for Disease Control and Prevention; CDC Foundation; Website link - <https://www.cdcfoundation.org/>

² Health Equity Leadership & Exchange Network, 2020; Retrieved from - <https://healthequitytracker.org/whatishealthequity>

Innovations in Health Care and Human Services

Maryland is an innovative leader in public health with the state’s “[Total Cost of Care](#)” (TCOC) payment program and the state’s cross-agency gateway to Health and Human Services, MD THINK.

Unique among American states, Maryland requires that hospitals receive the same payment for specific treatments delivered to Medicare, Medicaid, commercially insured, or self-pay patients under a global budget covering all hospital and non-hospital costs. Over the five-year period 2015 through 2019, Maryland’s standardized per-capita Medicare spend declined from 1 percent above the national average to 1 percent below, with improvement in many quality metrics. In a report by Fair Health³, among all 50 states Maryland had the lowest average costs for complex COVID-19 hospitalizations. At \$49,127, Maryland’s cost was just under half the national average of \$98,139 and over \$20,00 less than the next lowest-cost state (Arkansas).⁴

Maryland’s payment system also helped mitigate the financial impact of COVID-19 on hospitals. During the early months of the pandemic’s economic lockdown, when hospital revenue plunged nationwide due to a sharp falloff in visits and elective procedures, Maryland’s hospitals experienced inpatient and outpatient revenue declines of just 1.6 percent and 15 percent, respectively.”⁵ This moderation of revenue flows occurred because Maryland’s Health Services Cost Review Commission granted hospitals the latitude to temporarily raise prices to make up for volume shortfalls. As operations normalized, hospitals lowered prices to keep their overall spending within global budget parameters.

Maryland’s Total Human-services Integrated Network (MD THINK) is a cross-agency solution that enables Marylanders to apply for and manage integrated health and human services. Modern technology provides for a great user experience, and case worker intelligent analytics helps to identify government programs and services that people are in-need to receive. For example, a family on Medicaid and receiving Temporary Assistance for a Disability may also trigger an alert for Supplemental Nutrition Assistance and other emergency social services. The state utilized MD THINK to help get SLFRF to Marylanders in-need, especially to disproportionately impacted populations.

With the additional support from the U.S. Centers for Medicare and Medicaid Services on the States Advancing All-Payer Health Equity Approaches and Development (AHEAD) program in 2024, Maryland will continue to strengthen its commitment to improving health equity, healthcare quality, and overall health outcomes.

³ *COVID-19 Treatment and Hospitalization Costs*; A FAIR Health Brief; 12/15/21

⁴ *Meaningful Value-Based Payment Reform, Part 1: Maryland Leads The Way*; Emanuel, Ezekiel J.; Johnson, David W.; Guido, Matthew; Goozner, Merrill; Health Affairs; healthaffairs.org; 2/9/2022

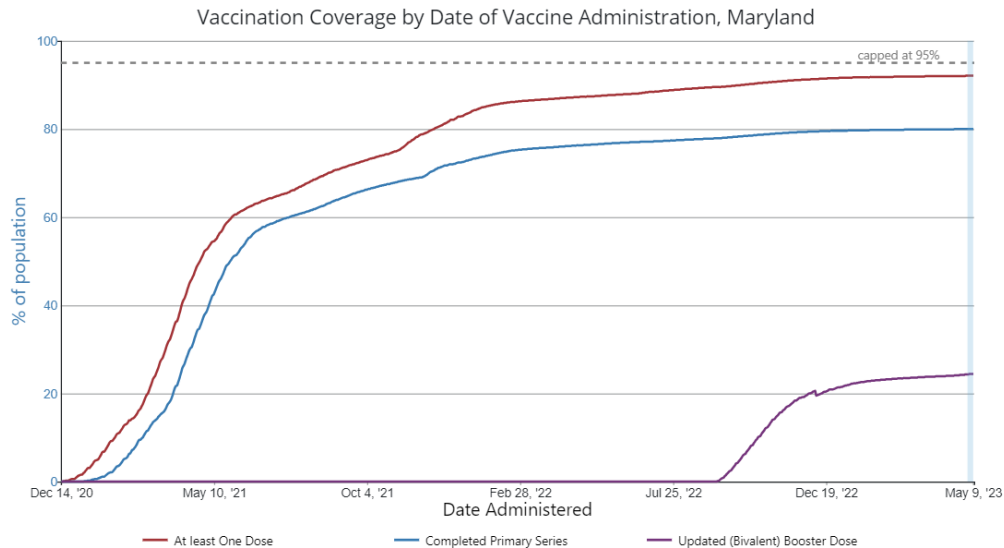
⁵ *Hospital Revenue Under Maryland’s Total Cost of Care Model During the COVID-19 Pandemic, March-July 2020*; Levy, Joseph D. PhD; Ippolito, Benedic N. PhD; Jain, Amit MD; Journal of American Medicine (JAMA Network); 2022 American Medical Association website.

Improving Public Health Outcome Measures

COVID-19 Statistics

COVID-19 Deaths, Hospitalizations, and Vaccinations

The Maryland Department of Health (MDH) refreshes COVID-19 statistics on its website: <https://coronavirus.maryland.gov/>. The following chart illustrates vaccination rates in Maryland from December 2020 to May 9, 2023.⁶



Selected Maryland Public Health Data Websites

[Maryland Behavioral Risk Factor Surveillance System \(BRFSS\)](#)

[Maryland Vital Statistics Administration Statistics and Reports](#)

[State Health Improvement Process \(SHIP\)](#) – Using 39 measures, SHIP highlights the health characteristics of Marylanders. For example, Early Prenatal Care, Cancer Mortality Rate, Heart Disease Mortality Rate, and Emergency Room Visits Due to Diabetes are reported through SHIP. These measures align with the Healthy People objectives established by the U.S. Department of Health and Human Services and to SLFRF outcome measures for Improving Public Health. The state updates SHIP measures with the most recent available data by county and race / ethnicity.

Next, let us examine each SLFRF project.

⁶ United States Centers for Disease Control and Prevention; COVID Data Tracker; *Trends in Number of COVID-19 Vaccinations in the U.S.; Data as of May 9, 2023; retrieved <https://covid.cdc.gov/covid-data-tracker/#vaccination-trends>*

1A – Provider Assistance

Project ID	1A
Project Name	Provider Assistance
Subprojects	2
Budget	\$30,938,332
Expenditures	\$30,938,332
Status	Completed
Expenditure Category	1.14 – Other Public Health Services

Financial Summary

ID	Subproject Name	Budget	Expenditures	Status
1A.1	2% Nursing Home Temporary Rate Increase	\$26,000,000	\$26,000,000	Completed
1A.2	Recovery Now - Maryland Department of Health - DDA Provider Grants	\$4,938,332	\$4,938,332	Completed

Project Description

This project served Maryland’s most vulnerable populations during the pandemic with financial assistance to nursing facilities and to developmental disabilities providers. Nursing facilities received a 2% provider rate increase. Development disabilities providers were eligible for a non-competitive grant.

1A.1 - 2% Nursing Home Temporary Rate Increase

ID	Subproject Name	Budget	Expenditures	Status
1A.1	2% Nursing Home Temporary Rate Increase	\$26,000,000	\$26,000,000	Completed

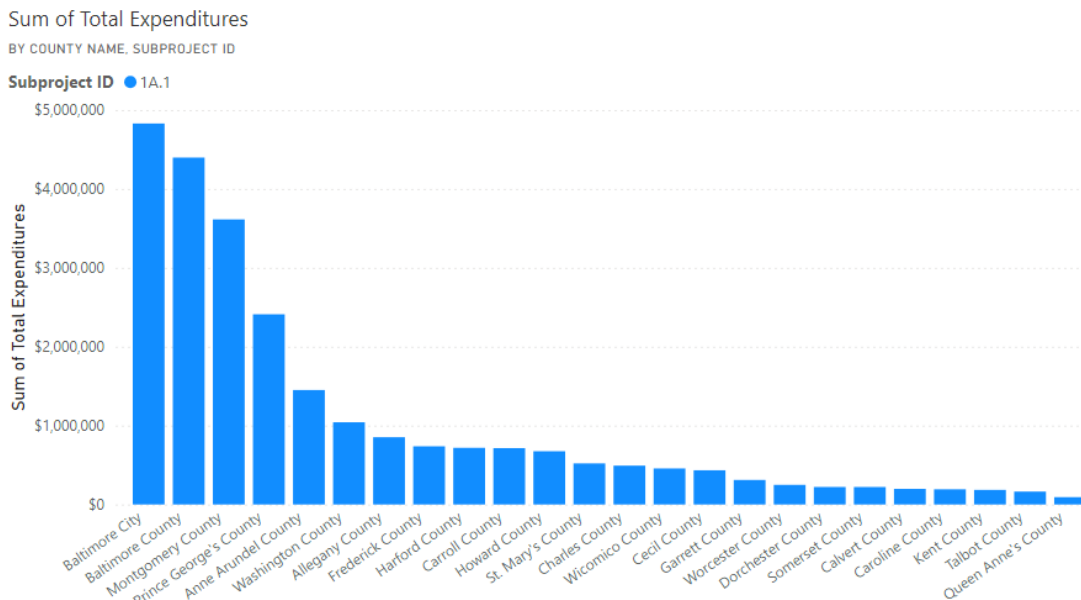
Medicaid covers the cost of long-term care in nursing facilities for low income individuals who meet eligibility, medical, and financial requirements. Many different groups of people may be eligible for Medicaid in Maryland. As part of health reform, Maryland expanded Medicaid to nearly all adults at or below 138% of the [Federal Poverty Level](#) or about \$1,564 per month for a household of one person in 2022. With the support of SLFRF, an additional 2% increase to Maryland Medical Assistance reimbursement rates (\$26 million) was provided to nursing facilities for dates of service on July 1, 2021 to June 30, 2022.

There are approximately 230 nursing homes and 30,000 beds that can be utilized in the [Maryland Medicaid Nursing Home Program](#). Awareness for the project was communicated through engagement with nursing facility stakeholders and associations. Funding amounts were allocated based on Medicaid revenues for the previous two fiscal years.

Outcomes

- Continued operation and sufficient staffing of nursing home facilities so that residents have access to services to meet medical needs.
- Health providers maintain their ability to serve the public, with no net loss in services due to pandemic revenue loss or cost increases.

Performance



1A.2 - Recovery Now - Maryland Department of Health - Developmental Disabilities Administration (DDA) Provider Grants

ID	Subproject Name	Budget	Expenditures	Status
1A.2	Recovery Now - Maryland Department of Health - Developmental Disabilities Administration Provider Grants	\$4,938,332	\$4,938,332	Completed

This subproject assisted developmental disabilities providers with costs incurred from pandemic related reopening, for example, revenue loss and transforming services to meet pandemic requirements.

Timeline

5/10/21	6/4/21	6/24/21
Application submission period end	Round 1: 117 applications approved	Round 2: 44 applications approved

Primary Delivery Mechanisms and Partners

The [Developmental Disabilities Administration \(DDA\)](#) partnered with the [Community Health Resources Commission \(CHRC\)](#) to distribute grant funds to eligible providers based on agreed criteria. The CHRC and DDA released a joint memorandum to advise the provider community of the funding opportunity. Grants were awarded to providers on a non-competitive basis.

Performance

Developmental Disabilities Administration Provider Grants Distributed

Count of Awards	161
Range of Award Amounts	\$12,000 - \$60,100
Average Award Amount	\$31,089
Median Award Amount	\$30,100
Awards to Organizations in Economically Disadvantaged Areas*	11%

* See Appendix B for more information on Defining Disadvantaged Geographies.

1B – Mental Health Assistance

Project ID	1B
Project Name	Mental Health Assistance
Subprojects	1
Budget	\$7,562,597
Expenditures	\$7,562,597
Status	Completed
Expenditure Category	1.12 - Behavioral Health: Mental Health Services

Financial Summary

ID	Subproject Name	Budget	Expenditures	Status
1B.1	Recovery Now - Maryland Department of Health - Mobile Crisis and Stand-Alone Crisis Services	\$7,562,597	\$7,562,597	Completed

Project Description

This project provided financial assistance to mental health crisis service providers to address revenue shortfalls from the pandemic and to address increased demand for services. The project helped ensure all current mobile crisis, stand-alone walk-in crisis, and other mental health crisis services providers could continue essential services.

Background

Pre-pandemic statistics: One in five adults experience a mental health condition every year and one in seventeen lives with a serious mental illness. Adults in the United States living with serious mental illness die on average 25 years earlier than others, largely because of treatable medical conditions. 50% of those with mental illness experience its effects by age 14 and 75% by age 24, making early engagement and support critical for effective intervention. There is a well-documented link between substance use and mental health disorders as approximately 7.9 million adults in the United States have co-occurring disorders.

In January 2019, Maryland created a Commission to Study Mental and Behavioral Health. The commission was tasked with studying access to mental health services and the link between mental health issues and substance use disorders. The commission included representatives from the Department of Health, Public Safety and Correctional Services, and Human Services, as well

as the Maryland State Police, the Maryland Insurance Administration, the Opioid Operational Command Center, and six members of the public with experience related to mental health.

The COVID-19 pandemic has increased prior concerns about mental health. Survey data suggests that economic anxiety, feelings of loneliness, and depressive disorder are on the rise—four in ten American adults now report feelings of anxiety or depression, up from just one in ten prior to the pandemic.⁷ In addition, these effects have been disproportionately felt by essential workers, who are more likely to report feelings of anxiety, depression, and substance use as well as represent communities of color.⁸

A Kaiser Family Foundation report from February 2021 noted that one in five essential workers recently reported that they have “seriously considered suicide in the last 30 days,” compared to eight percent of nonessential workers. In addition, 25 percent of essential workers report that they have increased use of or started use of substances to cope with stress, compared with 11 percent of non-essential workers.⁹ Nearly 50 percent of individuals of color in recent surveys reported feeling depressed. This may be attributed to the fact that members of these communities have been disproportionately affected by COVID-19, are more likely to be essential workers, and have historically had more difficulty in accessing behavioral health care.

Project Activities

Uses supported the increased demand for behavioral health services due to the pandemic through an accelerated cost of living provider rate; increase to cover additional personnel costs, supplies and other expenses; and revenue shortfalls.

With a community-based crisis intervention approach, mobile crisis teams assess individuals in the community where they are experiencing a behavioral health emergency and de-escalate the situation on site and/or triage to appropriate services or a different setting. This enables the state to deploy appropriate medical professionals to situations where previously law enforcement would have been the only option available.¹⁰ These services also promote cost effectiveness, and there is evidence that they reduce unnecessary emergency department visits and hospitalizations.¹¹

⁷ Kaiser Family Foundation. (2021, February 10). The Implications of COVID-19 for Mental Health and Substance Use.

Retrieved from <https://www.kff.org/coronavirus-covid-19/issue-brief/the-implications-of-covid-19-for-mental-health-and-substance-use/>

⁸ Ibid.

⁹ Ibid.

¹⁰ 3 CSG Justice Center. (2021, April). How to Successfully Implement a Mobile Crisis Team. Retrieved from https://csgjusticecenter.org/wp-content/uploads/2021/04/Field-Notes_Mobile-Crisis-Team_508FINAL34.pdf

¹¹ 4 IACP / UC Center for Police Research and Policy, University of Cincinnati. (n.d.). Assessing the Impact of Mobile Crisis Teams: A Review of Research. Retrieved from

<https://www.theiacp.org/sites/default/files/IDD/Review%20of%20Mobile%20Crisis%20Team%20Evaluations.pdf>

Timeline

The first round of applications for mental health crisis service providers closed in April 2021. Remaining funds were awarded in FY22.

Community Engagement

The Commission's Crisis Services Subcommittee (CSS) was formed to identify gaps in Maryland's crisis response system and to make recommendations on addressing these gaps. The CSS was charged with studying how the statewide crisis system operates in order to identify opportunities for creating a more comprehensive system of care.

In February 2021, the Behavioral Health Administration (BHA), in partnership with the Opioid Operational Command Center (OCCC), created the Maryland Crisis System Workgroup (MCSW) to help Maryland establish an integrated, comprehensive crisis response system.

This workgroup, composed of 75 diverse stakeholders from around Maryland, included representatives from state and local government, providers, advocates, and people with lived experience. MCSW met five times during 2021. Five workgroups were established as part of the MCSW: Data Dashboard; Best Practices/Standardization; Financing Sustainability; Children/Adolescents/Young Adults; and 988 Integration.

Intended Outcomes

The SAMHSA National Guidelines for Behavioral Health Crisis Care describe three core components of a robust crisis system as follows: (1) a 24/7 clinically staffed call center that can serve as the hub of an integrated mental health crisis system; (2) mobile crisis response teams that can respond rather than law enforcement, and (3) crisis receiving and stabilization facilities that provide short-term services and can be accessed readily rather than relying on emergency departments or hospital environments.¹²

Use of Evidence

The U.S. Department of Health and Human Services (HHS) has long recognized the importance of providing access to qualified professionals who can respond in real-time to mental health and substance use disorder (SUD) crises. Community-based mobile crisis intervention services were first developed in the 1970s and have become a key element of an effective behavioral health crisis continuum of care. The main objectives of community-based mobile crisis intervention services are to provide rapid response, individual assessment, and crisis resolution by trained mental health and substance use treatment professionals and paraprofessionals in emergency situations that involve individuals who are presumed or known to have a mental health condition or SUD. With the provision of these intervention services, individuals can be linked to additional services immediately.

¹² U.S. Department of Health and Human Services, Substance Abuse and Mental Health Services Administration (SAMSHA); retrieved <https://www.samhsa.gov/>

Performance

Economically Disadvantaged ZCTAs and Overburdened Census Tracts are defined in Appendix B.

Subrecipients

Entity Name	Expenditures
TUERK HOUSE INC	\$2,107,921
I'M STILL STANDING BY GRACE, INC	\$850,000
CORNERSTONE MONTGOMERY INC	\$841,522
BALTIMORE CRISIS RESPONSE	\$750,000
ROBERT A PASCAL YOUTH AND FAMILY SERVICES INC	\$550,000
GAUDENZIA INC	\$522,000
IJOMAH & ASSOCIATES DBA Safe Journey	\$500,000
ANNE ARUNDEL CO MENTAL HEALTH AGENCY INC	\$343,504
LOWER SHORE CLINIC	\$244,675
KLEIN FAMILY HARFORD CRISIS CENTER	\$155,295
SERENITY SISTA'S	\$150,994
ARCHWAY STATION INC	\$144,437
AFFILIATED SANTE GROUP	\$125,000
RIVERSIDE RENTALS LLC	\$110,500
Associated Catholic Charities Inc	\$100,000
GO-GETTER INC	\$66,749
Total	\$7,562,597

Sum of Total Expenditures

BY MCA EDA ZCTA

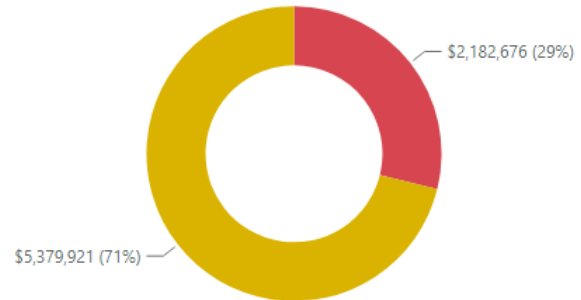
MCA EDA ZCTA ● MMCC EDA ZCTA ● NOT ON MMCC EDA LIST



Sum of Total Expenditures

BY OVERBURDENED YES NO

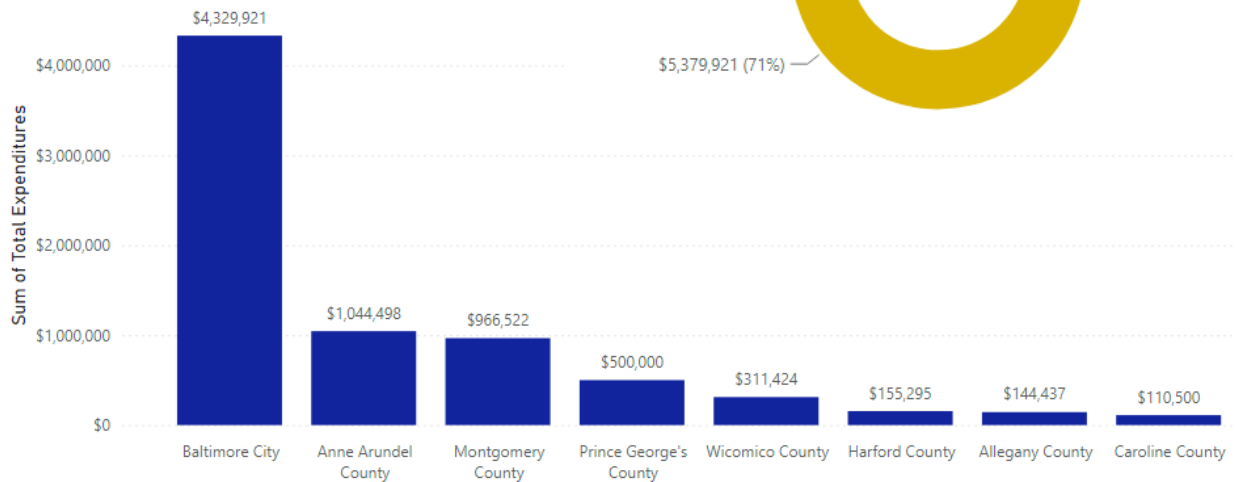
Overburdened Yes ... ● No ● Yes



Sum of Total Expenditures

BY COUNTY NAME, SUBPROJECT ID

Subproject ID ● 1B.1



1C – Violence Intervention

Project ID	1C
Project Name	Violence Intervention
Subprojects	4
Budget	\$3,854,903
Expenditures	\$3,854,903
Status	Completed
Expenditure Category	1.11 - Community Violence Interventions

Financial Summary

ID	Subproject Name	Budget	Expenditures	Status
1C.1	VOCA Community Service Coordinators	\$107,600	\$107,600	Completed
1C.2	VOCA New Futures Bridges Subsidy	\$1,030,953	\$1,030,953	Completed
1C.3	VOCA Safe at Home Address Confidentiality Program	\$361,728	\$361,728	Completed
1C.4	VOCA Victim Services	\$2,354,623	\$2,354,623	Completed

Project Description

This project provided funding to victims of violence, primarily for restorative justice related support, including to victim services coordinators at the Department of Public Safety and Correctional Services, and to those located across the state. The project also supported restorative justice through the Home Address Confidentiality Program and for housing services to victims of violence.

1C.1 - VOCA Community Services Coordinators

ID	Subproject Name	Budget	Expenditures	Status
1C.1	VOCA Community Service Coordinators	\$107,600	\$107,600	Completed

The Department of Public Safety and Correctional Services (DPSCS) has historically received funding from the VOCA grant to support the salaries of four (4) Victim Services Coordinators. Victims Services Coordinators are contractual employees hired to respond to telephone inquiries from crime victims and parole and probation agents regarding court ordered restitution and domestic violence services. Prior to the pandemic, the employees funded by this grant would also accompany victims to court for protective order hearings, arrange for emergency services for victims of domestic violence, and other public health services. SLFRF helped support the short-term needs for the coordinators.

Use of Evidence

Restorative justice is not only an aspect of public health, it also plays an important role in economic mobility. Results For America’s Economic Mobility Catalog¹³ describes the correlation between community-based victim services for restorative justice and economic mobility. Victim Services Coordinators provide support and safe communities that help family stability by providing timely information to victims and their family members following an act of violence.

Having access to a Victim Services Coordinator to provide information about the courts and the offender at each stage in the justice process plays a valuable role in restoration for the victim and their family: from the crime scene, to investigation, trial / sentencing, the offender is housed at a state correctional facility, offender parole hearing, eligibility, and release date, offender on community supervision, sex offender registry. For example, a victim contacting the Victim Services Coordinator to learn about a convicted offender’s status, relay concerns about inappropriate contact by the offender, and to request mediated dialog. A victim can also contact the Victim Service Coordinator to learn about an offender’s parole eligibility, upcoming hearings, and exercise the victim’s right to be present. SLFRF helped to continue their work without disruption during the pandemic.

¹³ *Justice and Public Safety Strategies to Strengthen Communities*; Results For America; Economic Mobility Catalog; retrieved <https://catalog.results4america.org/issue/criminal-justice-and-public-safety/justice-and-public-safety-strategies-to-strengthen-communtiiies>

1C.2 - VOCA New Future Bridges Subsidy

ID	Subproject Name	Budget	Expenditures	Status
1C.2	VOCA New Futures Bridges Subsidy	\$1,030,953	\$1,030,953	Completed

The New Futures Bridge Subsidy (NFBS) Program is a short-term rental subsidy program available to survivors of domestic and/or intimate partner violence, sexual assault, or sex trafficking, and youth aging out of foster care who have been victims of neglect and/or abuse. The NFBS Program works with victim service providers to assist in the stabilization of program participants into safe, decent, and affordable housing as they navigate towards restoration. A housing navigator is assigned to each program participant. The housing navigators work with participants on setting goals, provide assistance with locating housing, address barriers to housing and identify financial resources. The housing navigator also acts as a liaison between the program participant and the owner and/or property manager.

Participants of the NFBS Program receive a monthly rental subsidy, paid directly to their landlord. Participants are also assisted with security deposits as we know that these lump sum payments are often a barrier to obtaining housing or relocating to a safe location. All participants are eligible to receive up to \$500 in utility assistance, as large utility balances have also been identified as a barrier to obtaining and maintaining housing.

The New Futures Bridge Subsidy Program provides direct outreach to victim services providers throughout the State of Maryland. The Department of Housing and Community Development (DHCD) and victim service providers enter a memorandum of understanding (MOU) that clarifies the roles and responsibilities of each party to ensure that program participants are receiving services to address their individual needs.

Timeline

Each program participant is eligible for twelve months of rental assistance. COVID-19 has exacerbated and caused several delays in participants' ability to transition to self-sufficiency. The lack of affordable housing and inflation have created additional barriers in participants obtaining goals set early on. Households have been offered an additional twelve months of assistance. This will allow additional time to work towards goals set for program participants.

Primary Delivery Mechanisms and Partners

The NFBS Program currently has eight victim service provider agencies under MOU. These provider agencies conduct screening of eligible applicants and submit electronic applications to the NFBS Program. Housing navigators conduct virtual or telephone interviews with applicants. During the initial meeting, program applicants and their case manager are informed about the program guidelines and applicant income and household information is collected.

State of Maryland

Background checks are conducted on program participants. Once an applicant is determined to be eligible for the program, the housing navigator works with the participant to set goals and begin the search for housing that is appropriate for the family. The housing navigator works with the landlord to execute the housing contract and to ensure that the unit is inspected prior to the family moving in.

Housing navigators conduct 30, 60, and 90-day meetings with the participant to ensure a smooth transition into the housing unit. The housing navigator also works with the participant to address progress made with goals.

Intended Outcomes

The NFBS Program's primary goal is to ensure that victims of crime have access to safe, decent, and affordable housing as they navigate towards restoration. Many successful program participants have exited the program to long-term housing options.

Use of Evidence

The NFBS Program was a program designed under the Victims of Crime Act. This program has been successful in transitioning over 400 victims into the rental housing market, while ensuring that the services needed are in place. Rapid re-housing programs receive the second highest rating in the Results First Clearinghouse¹⁴, indicating a positive impact based on the most rigorous evidence.

The Results for America, Economic Mobility Catalog¹⁵ also cites housing stability and displacement prevention in evidence-based approaches to public safety. Evidence describes wrap around services including counseling and regular check-ins with victims as a best practice.

¹⁴ Results First Clearinghouse; Pew Charitable Trusts; administered by Penn State University; retrieved 11/1/23 from <https://www.countyhealthrankings.org/take-action-to-improve-health/what-works-for-health/strategies/rapid-re-housing-programs>

¹⁵ Results For America; Economic Mobility Catalog; retrieved 12/3/23 from <https://catalog.results4america.org/strategies/housing-stability>

1C.3 - Safe at Home Address Confidentiality Program

ID	Subproject Name	Budget	Expenditures	Status
1C.3	VOCA Safe at Home Address Confidentiality Program	\$361,728	\$361,728	Completed

The [Maryland Safe at Home Address Confidentiality Program \(ACP\)](#) is administered by the Office of the Secretary of State and provides an important service to victims of domestic violence and human trafficking. The goal of the ACP is to help those individuals, who have relocated or are about to relocate, to keep their perpetrators from finding them. Victim services professionals work with program participants to safely enroll. SLFRF helped to ensure continuity of the program during the pandemic. The program has two components:

First, the ACP provides a substitute address for victims who have moved or are about to move to a new location unknown to their abuser.

Second, the ACP provides participants with a free confidential mail-forwarding service for first-class mail and legal papers.

Address confidentiality programs protect victims of domestic violence, human trafficking, stalking, and sexual assault by providing the victim with a substitute address to use as their legal residential, school, or work address to prevent abusers and traffickers from locating their victims. Address confidentiality programs exist in most states. With the passage of Senate Bill 25 and House Bill 1056 during the 2006 legislative session, Maryland became the twentieth state to adopt an address confidentiality program. In 2014, the Maryland General Assembly passed Senate Bill 818 and House Bill 559 which expanded the program to victims of human trafficking.

Use of Evidence

The Violence Against Women Act, as part of the Violent Crime Control and Law Enforcement Act of 1994, directed the U.S. attorney general to conduct a study of how abusive spouses obtain information about the locations of their spouses. The U.S. Department of Justice, National Institute of Justice entered into an agreement with the National Criminal Justice Association (NCJA) to manage the project. Its scope included an analysis of the feasibility for creating effective means of protecting the confidentiality of information concerning the addresses and locations of abused spouses to protect such persons from exposure to further abuse while preserving access to such information for legitimate purposes.¹⁶

¹⁶ U.S. Department of Justice; Office of Justice Programs; Retrieved 11/1/23 from <https://www.ojp.gov/ncjrs/virtual-library/abstracts/confidentiality-domestic-violence-victims-addresses>

1C.4 - VOCA Victim Services

ID	Subproject Name	Budget	Expenditures	Status
1C.4	VOCA Victim Services	\$2,354,623	\$2,354,623	Completed

The Governor’s Office of Crime Prevention and Policy is using SLFRF to provide funding to the [Victims of Crime Act \(VOCA\) program](#). The VOCA program works to improve the treatment of victims of crime by providing them with the assistance necessary to aid their restoration after criminal violence and support as they move through the justice process.

Program participants are eligible for reimbursement for medical care resulting from alleged rape, sexual assault, or child sexual abuse, as available, through the Sexual Assault Reimbursement Unit. Funds are also used for Crisis Intervention Teams (CIT) to implement the crisis intervention model program, and to expand evidence-based practices for regional navigators to comply with the [Child Sex Trafficking Screening and Services Act of 2019](#). Of the twenty-four jurisdictions, ten were added to the program in FY23, leaving just four without coverage.

Timeline

The Notice of Funding Availability (NOFA) for regional navigators was issued with a deadline of proposals due July 29, 2022. The timeline will vary for these three separate projects.

Primary Delivery Mechanisms and Partners

Level of access for regional navigators are offered by eligible entities such as designated Child Advocacy Centers (CACs), rape crisis centers, and other community-based nonprofit organizations. Reimbursement claims are made confidential.

Use of Evidence

The available evidence comes from an evaluation published by the U.S. Department of Justice, Office of Justice Programs (OJP), National Criminal Justice Reference Service.¹⁷ The United States 2022 National Strategy to Combat Human Trafficking includes Action Item 1.1 Develop DOJ Human Trafficking Victim Screening Protocol. The Protocol will describe operational steps to support victim identification that is victim-centered, trauma-informed, and culturally responsive. It will promote the use of special care by law enforcement officers when encountering minors who are potential victims. Survivor experts will be consulted during preparation of the Protocol. This work will provide more evidence.¹⁸

¹⁷ OJP National Criminal Justice Reference Services; retrieved 11/1/23 from <https://www.ojp.gov/pdffiles1/ojdp/grants/253244.pdf>

¹⁸ https://www.justice.gov/d9/press-releases/attachments/2022/01/31/doj_ht_strategy.pdf

State of Maryland

The U.S. Department of Justice wants more evaluations for programs like this, and the law in Maryland requires an annual report to the Governor’s Office and to the General Assembly from the Department of Human Services and a bi-annual report on the grants from the Governor’s Office of Crime Prevention and Policy.

Also, the state has teamed up with the University of Maryland, School of Social Work on the [Child Sex Trafficking Victims Initiative \(CSTVI\)](#). The partnership is to address the issue of sex trafficking among youth involved with child welfare and includes training and evaluation of the state’s implementation of CSEC laws.

Intended Outcomes

Connect victims with critical resources to support their restoration, including mental health counseling, medical care, and substance use treatment.

Performance

Measure	Count
Total Victims Served	2,451
Victims of human trafficking served	45
Victims felt more aware and informed of available victim services and resources	1,366
Victims felt more informed of their rights as a result of this program	1,163
Victims felt more self sufficient as a result of this program	868
Victims felt safer as a result of this program	893

1D – Prevention in Congregate Settings

Project ID	1D
Project Name	Prevention in Congregate Settings
Subprojects	6
Budget	\$212,224,887
Expenditures	\$139,846,158
Status	More Than 50% Complete
Expenditure Category	1.4 - COVID-19 Mitigation and Prevention: Prevention in Congregate Settings (Nursing Homes, Prisons/Jails, Dense Work Sites, Schools, Child care facilities, etc.)

Financial Summary

ID	Subproject Name	Budget	Expenditures	Status
1D.1	Adult Day Care	\$14,444,319	\$14,444,319	Completed
1D.2	Heating, Ventilation, and Air Conditioning Upgrades for Public School Buildings	\$80,000,000	\$7,830,095	Less Than 50% Complete
1D.3	HSCRC - Hospitals	\$54,947,869	\$54,947,869	Completed
1D.4	Local Health Department Infrastructure Grants	\$3,999,998	\$3,999,998	Completed
1D.5	Medicaid - Nursing Homes	\$48,832,701	\$48,832,701	Completed
1D.6	School Reopening Grants	\$10,000,000	\$9,791,176	More than 90% Complete

Project Description

These SLFRF projects funded efforts to prevent COVID-19 spread through safety measures at nursing homes, schools, congregate living settings, hospitals, and other public facilities. For example, to provide masks and hygiene resources, improve air quality and ventilation, increase outdoor learning and eating spaces, testing protocols, and a number of other measures.

1D.1 - Adult Day Care

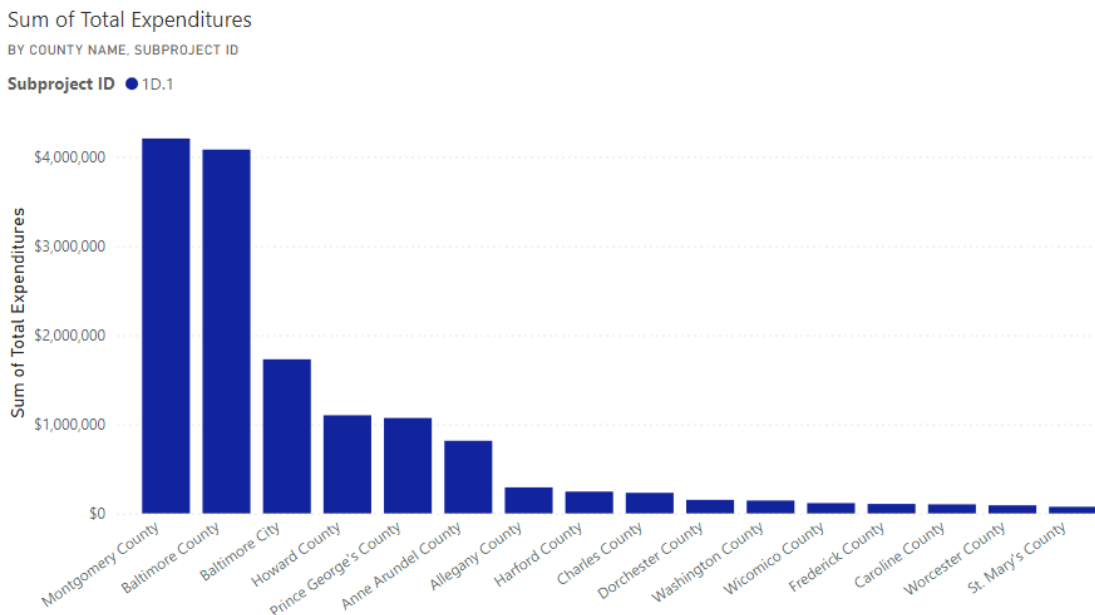
ID	Subproject Name	Budget	Expenditures	Status
1D.1	Adult Day Care	\$14,444,319	\$14,444,319	Completed

On January 3, 2022, the Maryland Department of Health (MDH) announced the allocation of \$15 million in emergency funding to address urgent operational needs of Adult Medical Day Care (AMDC) facilities in Maryland. Funds were used to support AMDC operations in areas such as staffing expansions, procurement of supplies, and COVID-19 testing and therapeutics, as well as general operational expenses to continue providing health, social, and related support services to functionally disabled adults, ages 16 and older.

The intent of this funding was to ensure that functionally disabled adults in the state continue to receive critical and necessary services and receive such services in a safe environment during the COVID-19 pandemic. All AMDCs in the state (Medicaid or non-Medicaid enrolled) were able to submit a letter of intent and participate in this opportunity if they met the eligibility criteria.

Grants were awarded to 99 AMDC providers in the state. These AMDCs were to use the funds to stay operational during the COVID-19 pandemic. The awards were distributed based on license capacity of the AMDCs. MDH partnered internally with the Office of Health Care Quality (OHCQ) and externally with the Maryland Association of Adult Day Services (MAADS) to identify the organizations and to verify licensing information.

Grant funds are able to be used from the date of receipt (March 11, 2022 in most cases) through December 31, 2022. Based on the grant agreement, there are no additional performance requirements imposed on the AMDCs to report to MDH.



1D.2 - Heating, Ventilation, and Air Conditioning Upgrades for Public School Buildings

ID	Subproject Name	Budget	Expenditures	Status
1D.2	Heating, Ventilation, and Air Conditioning Upgrades for Public School Buildings	\$80,000,000	\$7,830,095	Less Than 50% Complete

This subproject provides funding for heating, ventilation, and air conditioning upgrades for public school buildings to be allocated among school systems using the same criteria as the State of [Maryland's Healthy School Facility Fund \(HSFF\)](#). This includes projects that will improve the conditions related to air conditioning, heating, indoor air quality, and temperature regulation.

Spending is slower because the state reimburses Local Education Agencies following completion of the projects.

The purpose of the Healthy School Facility Fund is to provide grants to public primary and secondary schools for capital projects that will improve the health of school facilities. This includes projects that will improve the conditions related to air conditioning, heating, indoor air quality, mold remediation (including pipe insulation to prevent condensation causing mold), temperature regulation, and plumbing (including the presence of lead in drinking water outlets in school buildings). Replacements and repairs to roofs and windows are also eligible for project funding. Grants will be prioritized to projects that correct issues posing an immediate life, safety, or health threat to occupants of a facility. Grants will be administered by the Interagency Commission on School Construction (IAC).

The mission of the [Interagency Commission on School Construction](#) is to achieve a safe, healthy, and educationally sufficient learning environment for every child attending a public school in Maryland. The IAC's vision is a fiscally sustainable statewide portfolio of K-12 school facilities that will remain educationally sufficient for current and future generations of students and teachers.

By serving as a resource for best practices and as a statewide expert in facilities operations and management, the Commission supports Local Education Agencies of every size and in every unique situation, to meet the facilities needs of approximately 1,400 school facilities that serve close to 900,000 students in Maryland.

Project Activities

The project will be implemented in accordance with Education Article §5-322, Annotated Code of Maryland, which requires the Interagency Commission on School Construction (IAC) to administer the HSFF, approve expenditures, and develop administrative procedures for the grant program.

State of Maryland

The Administrative Procedures Guide (APG) provides all the details regarding implementation and administration of the program. A revised HSFF APG was adopted by the IAC at its meeting on August 12, 2021. The revisions to the current HSFF program are related to the Built to Learn Act of 2020 and statutory changes to ineligible projects/expenditures. The final APG is available on the IAC website at mdschoolconstruction.org.

Timeline

FY22: 8/12/21	8/13/21 - 9/10/21	9/10/21 - 10/22/21	11/18/21	12/31/23	8/30/24	10/31/25
FY23: 4/14/22	4/14/22 – 6/17/22	6/20/22 – 8/5/22	9/8/22	6/1/24	10/1/24	5/1/25
Administrative Procedures Guide & Release of Schedule and Application Instructions	Application submission period end	IAC Staff review period	IAC approval of project allocations	All project funds to be encumbered Completed	Deadline for funds to be substantially expended	Last day to submit requests for reimbursement

Primary Delivery Mechanism and Partners

The grants are provided to the 24 Local Education Agencies (LEAs). The LEAs are the primary contracting agencies responsible for project procurement and execution. In accordance with Education Article § 5-322 (j)(iii), Baltimore City will receive at least 50% of funds appropriated to the fund in Fiscal Years 2021 through 2024 through a separate application process specifically for Baltimore City. The IAC distributes the available funds based on a competitive application process for the 23 other LEAs. Expenditures are slower than other SLFRF projects because they are reimbursed to the LEAs following successful project completion. These are construction projects that often have longer project durations.

Intended Outcomes

- Improved health and safety for students and staff in Maryland’s K-12 public schools
- School environments that promote learning and better educational outcomes for students
- Improved equity when comparing maintenance needs of schools across Maryland LEAs

Performance

- Total projects and project costs
- Total schools and locations of schools
- Total school populations served by indoor health improvement projects
- Maintenance ratings for schools compared to 2021 baseline
- Assessment scores for English/Language Arts and Mathematics for Grades 4 through 8
- Four-year high school graduation rate (cohort rate)

1D.3 - HSCRC - Hospitals

ID	Subproject Name	Budget	Expenditures	Status
1D.3	HSCRC - Hospitals	\$54,947,869	\$54,947,869	Completed

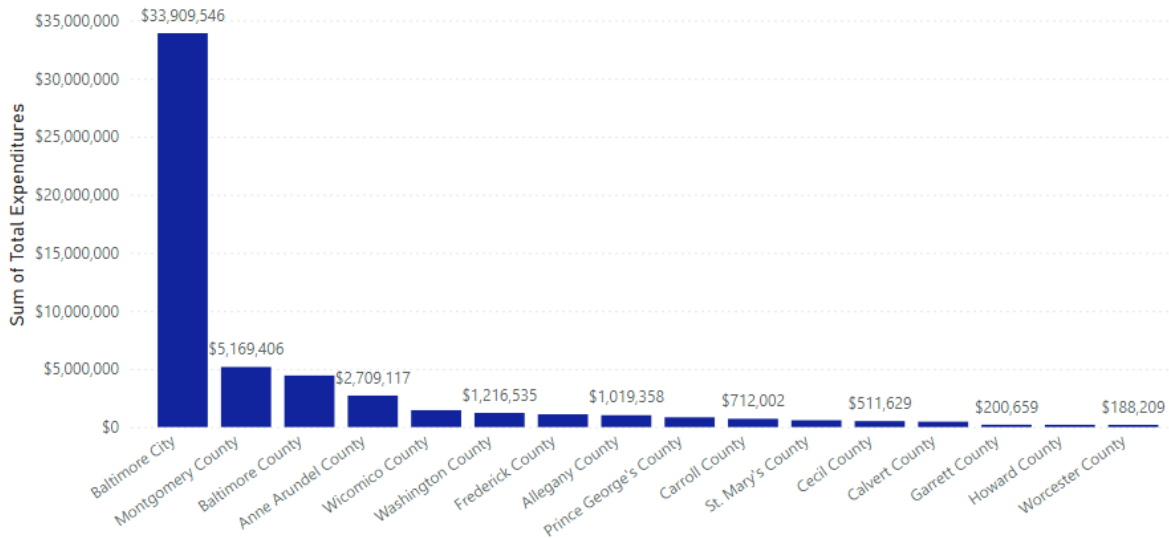
This grant project included funding to address the urgent needs of Maryland’s hospitals for increased staffing, supplies, and COVID-19 testing and therapeutics. Grantees shall use the funds awarded to their facility for the following purposes:

1. Bolster staff at the Grantee’s facility.
2. Increased testing for Grantee’s employees and visitors to help minimize the spread of COVID-19 within the hospital and support the wellbeing of employees and patients.
3. Activities to support improved vaccination rates of Grantee’s staff and patients.
4. To provide financial support for the hospital’s continued response to the COVID-19 pandemic including, the supply or access to costs associated to administer COVID-19 medical therapeutics including monoclonal antibodies or antiviral medications.

Use of Evidence

The Centers for Medicare and Medicaid Services (CMS) and the Centers for Disease Control and Prevention (CDC) issued guidance beginning in 2020 regarding patient safety protocols and best practices for mitigating the spread of COVID at hospitals. Since then, various studies provide evidence to reinforce these protocols and best practices. For example, a study published in 2023 by the National Institutes of Health, National Library of Medicine titled Patient Safety with COVID-19 in Hospital Units.¹⁹

Performance



¹⁹ <https://www.ncbi.nlm.nih.gov/pmc/articles/PMC10561936/>

State of Maryland

Sum of Total Expenditures

BY MCA EDA ZCTA

MCA EDA ZCTA MMCC EDA ZCTA NOT ON MMCC EDA LIST



Sum of Total Expenditures

BY OVERBURDENED YES NO

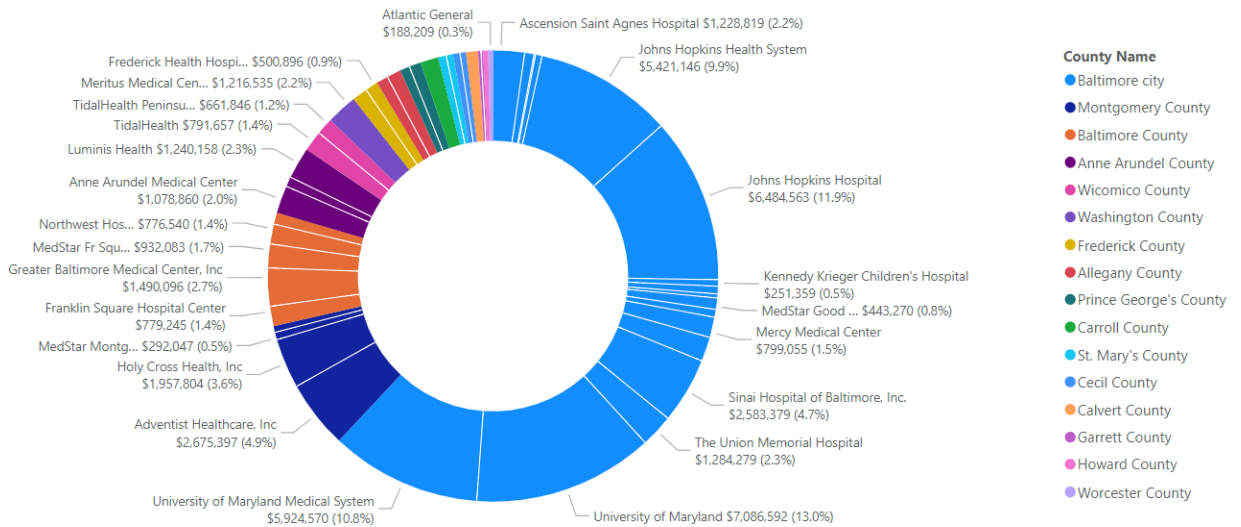
Overburdened Yes... No Yes



Economically Disadvantaged ZCTAs and Overburdened Census Tracts are defined in Appendix B. In the charts above, 62 percent of the awards to hospitals were in economically disadvantaged zip code tabulation areas. 44 percent of awards were to hospitals in overburdened census tracts.

The chart below illustrates the breakdown of expenditures by hospital in each county and Baltimore City.

Expenditures by County and Hospital



1D.4 - Local Health Department Infrastructure Grants

ID	Subproject Name	Budget	Expenditures	Status
1D.4	Local Health Department Infrastructure Grants	\$3,999,998	\$3,999,998	Completed

This grant project provides funding to Maryland’s twenty-four local health departments to strengthen the local infrastructure to address COVID-19 preparedness and response and to bolster the local public health workforce. Some of the allowable activities that can be conducted to support local health department infrastructure include:

- Making improvements to facilities to meet pandemic operational needs, such as physical plant improvements to public hospitals and health clinics or adaptations to public buildings to implement COVID-19 mitigation tactics.
- Hiring personnel for roles that may range from senior leadership positions to early career or entry-level positions and to support key administrative functions.
- Making investments in current local health department employees: grow the workforce through training, professional development in leadership.

The intended outcomes are to strengthen public health infrastructure, including the public health workforce.

Grant funds were awarded to local health departments through the standard Unified Funding Document (UFD) at the beginning of the state fiscal year. Approved work plans included following activities:

- Personnel salaries & benefits
- Personnel trainings
- Provision of health services via a mobile health clinic, to include vehicle purchase & maintenance
- Repair & maintenance of buildings and equipment
- Clinic upgrades
- Other administrative costs, including office supplies, computer equipment, software and indirect cost (no more than 10% of direct cost)

Timeline

3/9/2022	3/9/2022 to 6/15/2022	3/9/2022 to 7/15/2022	3/9/2022 to 6/30/2023
Awards were made to subrecipients	Application submission, review and approval for FY22 budget and work plans	Application submission, review and approval for FY23 budget and work plans	Project implementation and spending Project close-out, etc. to follow

Promoting Equitable Outcomes

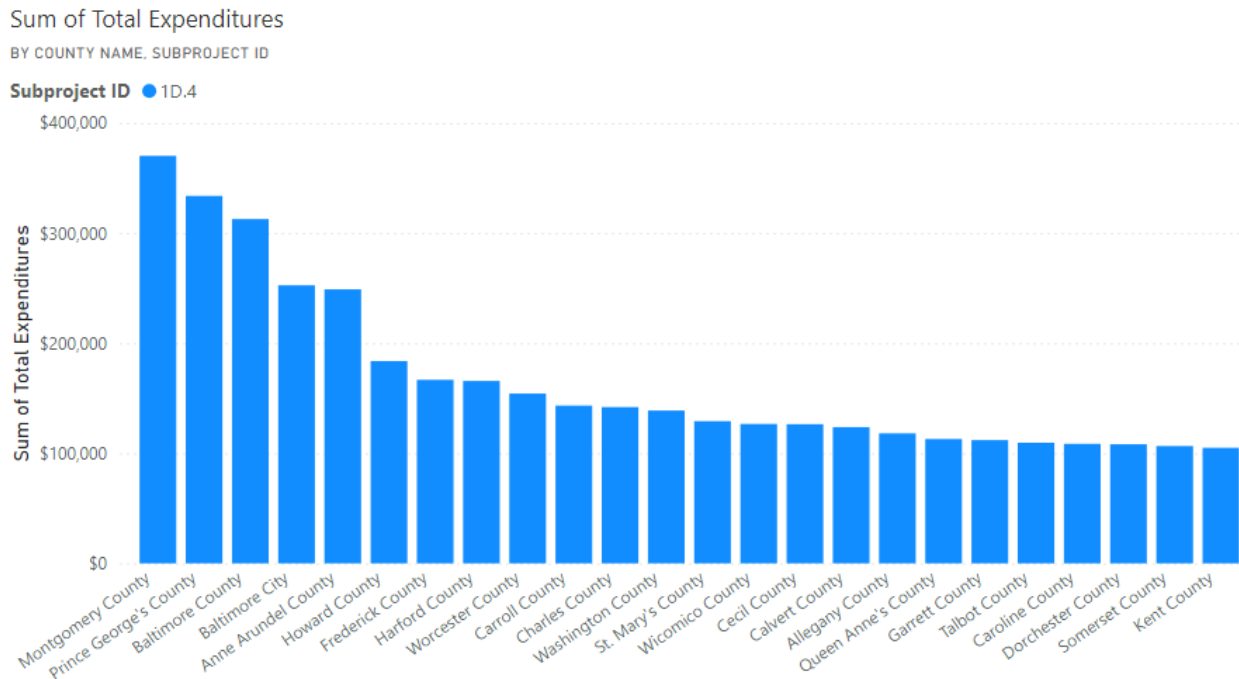
Somerset County identified poverty, low health literacy, lack of transportation, and lack of insurance coverage as the biggest barriers to healthcare access. The goal of their grant proposal was to improve health outcomes with a mobile wellness program to underserved areas by taking services such as COVID testing, vaccines, reproductive health services, prevention education, immunizations, referrals and linkage to care directly to the county residents.

The Charles County Mobile Integrated Health (MIH) program offers patients the option of having a healthcare team — a nurse, paramedic, and community health worker — visit a patient’s home to ensure they reach wellness. The Charles County MIH program bridges the gap of social determinants of health by delivering tailored healthcare to its target community. The MIH program achieves a significant reduction in emergency department visits, reduces EMS call volume, and is proven to reduce inpatient hospital admissions and readmissions.

Use of Evidence

The National Healthcare Safety Network (NHSN) Training at the CDC includes guidance and training on COVID-19 safety protocols and best practices.²⁰

Performance



²⁰ <https://www.cdc.gov/nhsn/training/index.html>

1D.5 - Medicaid - Nursing Homes

ID	Subproject Name	Budget	Expenditures	Status
1D.5	Medicaid - Nursing Homes	\$48,832,701	\$48,832,701	Completed

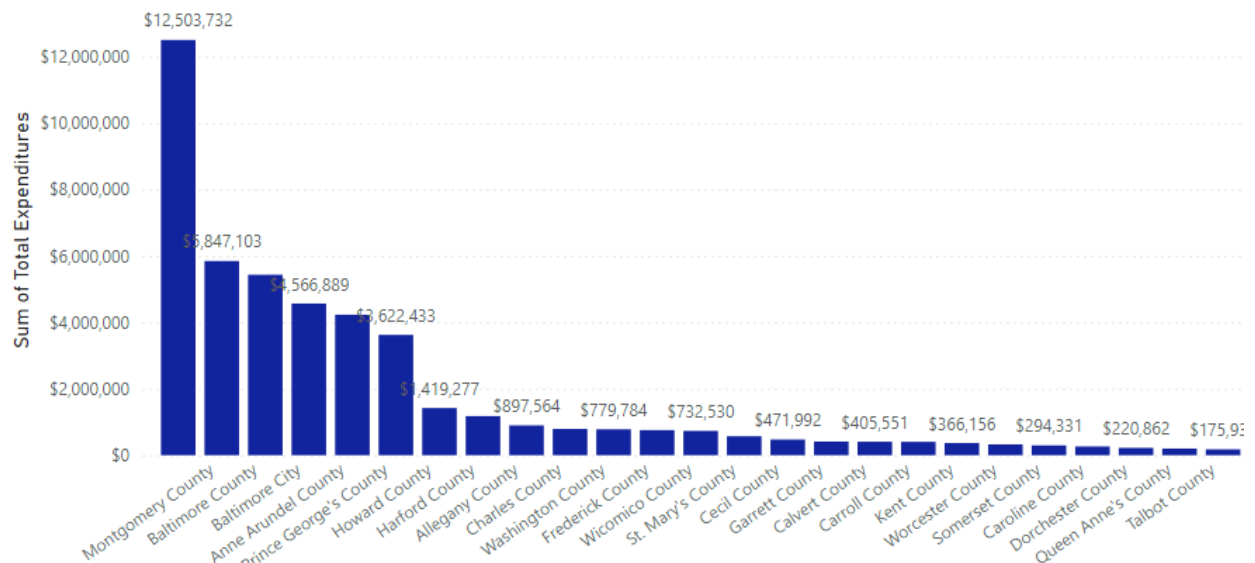
This subproject addressed urgent staffing needs and funding for activities to reduce the spread of COVID-19 in nursing homes. Funds were awarded to facilities for the following purposes only:

1. To stabilize and increase staff at the Grantee’s facility, including but limited to recruitment costs, training costs, salaries and benefits related to backfilling lost positions and newly created positions, retention and bonus pay and HR support.
2. Increased testing for Grantee’s employees, residents, and visitors; to help minimize the spread of COVID-19 within the nursing home and support their wellbeing
3. Activities to increase COVID-19 vaccination (primary and booster series) rates of Grantee’s staff, residents, and patients to mitigate the spread of COVID-19 within the nursing home and to include education on COVID-19 vaccines, and costs associated with administering COVID-19 vaccines.
4. To provide financial support for the nursing home’s continued response to the pandemic including, the supply or access to costs associated to administer medical therapeutics, such as monoclonal antibodies or COVID-19 antiviral medications.

Sum of Total Expenditures

BY COUNTY NAME, SUBPROJECT ID

Subproject ID ● 1D.5



1D.6 - School Reopening Grants

ID	Subproject Name	Budget	Expenditures	Status
1D.6	School Reopening Grants	\$10,000,000	\$9,791,176	More than 90% Complete

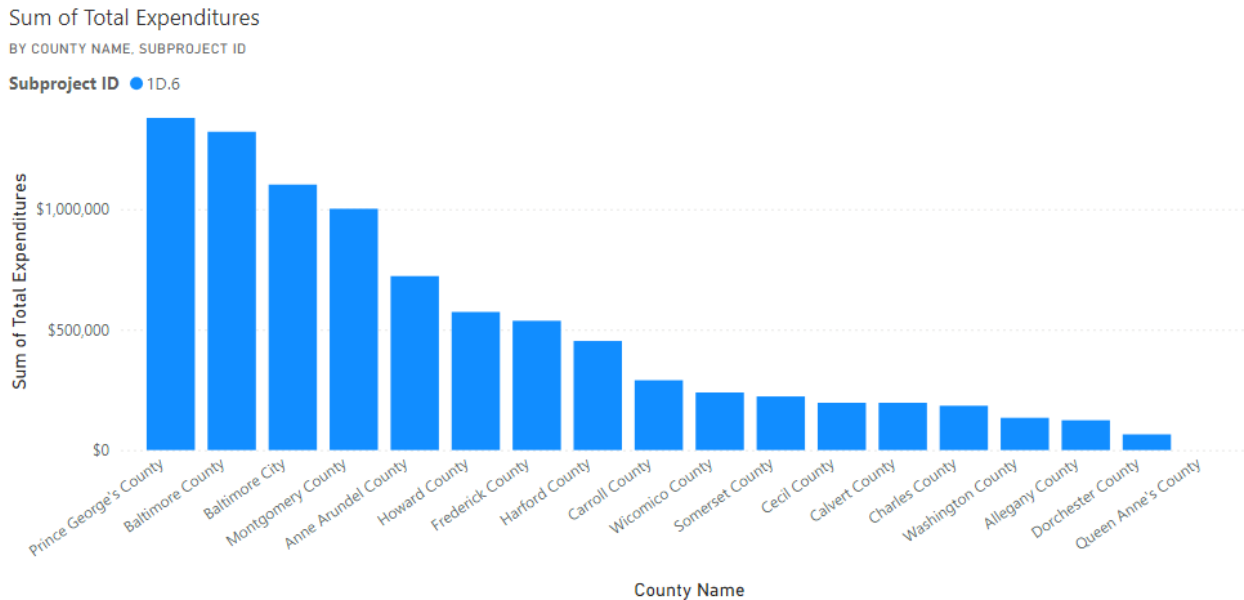
The Reopening Schools project provided funds to local education agencies (LEAs) to ensure the safe reopening of schools for the 2021-2022 school year. The Maryland State Department of Education (MSDE) required LEAs to develop and submit a Reopening Plan for 2020-2021. Research has shown that in-person instruction is far more effective for students than virtual. Safely reopening schools is in the best interests of all, especially underserved communities.

LEAs used the grant funds for a variety of activities necessary to safely reopen, including:

- Purchase PPE, hand sanitizing stations, water bottles, air purifiers and replacement filters
- Musical instrument bell covers
- Summer interns to prepare student devices for deployment
- Additional custodians and supplemental cleaning services and supplies
- Additional school health staff to support testing, contact tracing

The funds were available in July 2021. The grants end on 12/30/2024.

The Reopening Schools Grant required an application, budget narrative and a link to the LEA’s Reopening Plan. MSDE issues grants to LEAs. LEAs report expenditures on a monthly basis and MSDE reimburses the reported expenditures.



1E – Substance Use Providers

Project ID	1E
Project Name	Substance Use Providers
Subprojects	1
Budget	\$5,000,000
Expenditures	\$5,000,000
Status	Completed
Expenditure Category	1.13 - Behavioral Health: Substance Use Services

Financial Summary

ID	Subproject Name	Budget	Expenditures	Status
1E.1	Recovery Now - Maryland Department of Health - Assistance 8-507 Providers	\$5,000,000	\$5,000,000	Completed

Project Description

This project provided relief to court-ordered substance use residential treatment providers in financial jeopardy to ensure continuation of services and to support the increased demand for behavioral health services due to the pandemic. This was accomplished through an accelerated cost of living provider rate increase to cover additional supplies, personnel costs, and revenue shortfalls and for projected increased expenses. Intended outcomes were to help health providers maintain their ability to serve the public. Seven applications were received in March 2021. Awards were processed by May 28, 2021.

Providers	Award Amounts
Gaudenzia	\$3,608,399
Grace	\$250,000
Jude House	\$616,279
University Psychological Center	\$88,200
The Seven Times Seven Wellness Center	\$184,383
Potomac Healthcare	\$100,000
Valley Bridge House	\$152,739
Total	\$5,000,000

Use of Evidence

Residential drug offender sentencing alternatives received the second-highest rating in the Results First Clearinghouse, indicating a positive impact based on high-quality evidence.

The U.S. Department of Justice, Crime Solutions clearinghouse cited by Results First²¹ describes Washington State's program, similar to Maryland, that provides substance use treatment in a residential treatment facility as an alternative to incarceration for felons with substance abuse problems. Results showed lower recidivism rates than prison-based drug treatment programs.

Crime Solutions also includes evidence from New York's Drug Treatment Alternative to Prison (DTAP)²² program, designed to divert people convicted of nonviolent felony drug offenses to community-based residential treatment. Controlling for time spent in the community following release from prison, the intervention showed statistically significant positive effects on recidivism, time to first rearrest, and rearrest, compared to the control group.

²¹ <https://crimesolutions.ojp.gov/ratedprograms/436>

²² <https://crimesolutions.ojp.gov/ratedprograms/89>

1F – Vaccinations

Project ID	1F
Project Name	Vaccinations
Subprojects	2
Budget	\$1,044,700
Expenditures	\$1,044,700
Status	Completed
Expenditure Category	1.1 - Mitigation and Prevention: COVID-19 Vaccination

Financial Summary

ID	Subproject Name	Budget	Expenditures	Status
1F.1	Vaccine Incentive - Legislature	\$44,700	\$44,700	Completed
1F.2	VaxU Scholarships	\$1,000,000	\$1,000,000	Completed

Project Description

This project provided incentives to support increased vaccination rates.

1F.1 - Vaccine Incentive - Legislature

This subproject provided funding for a \$100 vaccine incentive to Judiciary and Legislative branch employees. The incentive was used to increase the number of state employees vaccinated for COVID-19. It was administered through payroll for employees that showed proof of vaccination.

1F.2 - VaxU Scholarships

This subproject provided teenagers with a chance to win a \$50,000 scholarship to college for getting vaccinated. The promotion was designed to raise awareness and increase the number of Marylanders vaccinated for COVID-19.

Individuals 12-17 who provided a Maryland address at the time of vaccinations and have received the COVID-19 vaccine were automatically entered into the promotion. The 20 winners of the \$50,000 VaxU Scholarship were selected between July 12, 2021 and September 6, 2021. Winners received a scholarship in the form of a Prepaid College Trust or College Investment Plan from the Maryland 529 college savings plan. More information is available at [VaxU Scholarship Promotion](#).

Reducing Negative Economic Impacts: Section Overview

There are forty-five subprojects in this section. Most are administered by the state's Commerce Subcabinet agencies. The Commerce Subcabinet is comprised of the:

- Department of Commerce (Chair)
- Department of Agriculture
- Department of Housing and Community Development
- Department of Planning
- Department of Assessments and Taxation
- Department of Natural Resources
- Secretary of State
- Department of the Environment
- Maryland Higher Education Commission
- Department of Transportation
- Department of Labor

The Subcabinet advises the governor on proposals to enhance the state's business climate; gathers information the Subcabinet considers necessary to promote its goals; collaborates to facilitate and expedite critical economic development projects in the state; and provides other assistance that may be required to further the goals of the state and enhance its business climate. This cross-agency collaboration was valuable to the timely, prioritized allocation of SLFRF.

On June 8, 2023, Governor Moore created the Maryland Economic Council by [executive order](#) to strengthen Maryland's economy. "The Maryland Economic Council will build the robust economic strategy our state needs and our state deserves," said Governor Moore. "For the next decade to be Maryland's decade, we must invest in the infrastructure, technology, and workforce to grow the industries that will dominate the next half century of the world economy."

The council will have no fewer than five and no more than fifteen members with training, knowledge, and experience in analyzing and interpreting economic data, developments and trends, appraising programs and activities of the government. The council will recommend economic policy in light of the international, national and state macroeconomic environment, and proposing strategies to build a more equitable economy.

The following section contains SLFRF outcome measures for reducing negative economic impacts. It is followed by project-specific information.

Reducing Negative Economic Impacts Outcome Measures

Outcomes measure economic recovery from the pandemic. Outcomes do not need to be entirely attributed to SLFRF projects, as many factors contribute to economic recovery. SLFRF is helping to move the needle. SLFRF has an impact on outcomes. How much of a relationship there is between SLFRF project activities and outcomes is open to interpretation. This report helps to serve that purpose. The following outcome measures are used for Reducing Negative Economic Impacts:

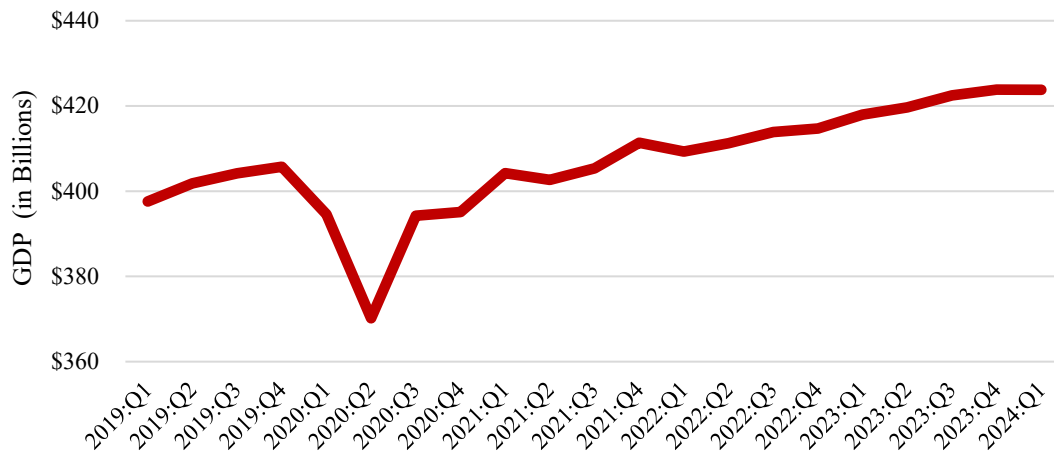
- Real Gross Domestic Product (GDP) by County and Industry
- Statewide Labor Force Participation Rate
- Statewide Unemployment Rate
- Jobs Created and Retained by County and Industry – Quarterly Census of Employment and Wages (QCEW)

Real Gross Domestic Product (GDP)

Gross Domestic Product (GDP) represents the total value added in an economy and is defined as the final value of all goods and services produced in an area less the value of the goods and services used in production. GDP is the U.S. Bureau of Economic Analysis (BEA's) featured and most comprehensive measure of U.S. economic activity. GDP is therefore a key metric for policy makers and planners to track while monitoring Maryland's ongoing economic recovery.

Real (inflation-adjusted) GDP in Maryland has not only recovered but exceeded pre-pandemic levels. The chart below illustrates this change over the latest five-year period. In the first quarter of 2024, Maryland's real GDP was 4.5 percent larger than in the fourth quarter of 2019.

Maryland Real (Inflation-Adjusted) Gross Domestic Product by Quarter, Q1 2019 – Q1 2024

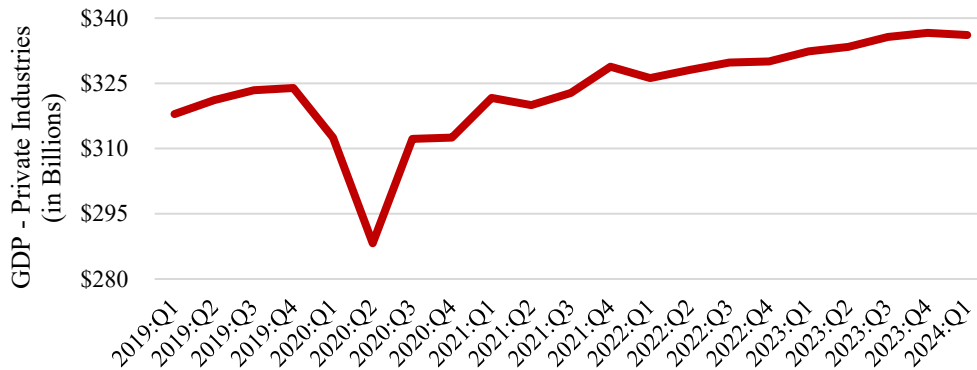


Source: U.S. Bureau of Economic Analysis

State of Maryland

Maryland’s GDP recovery has extended to the private sector. The state’s real GDP for private industries in the first quarter of 2024 was 3.8 percent above the fourth quarter of 2019. The graph below shows the real GDP of the private sector industries in Maryland. Since 2021, the GDP of this subset of the economy has also exhibited a trend of growth.

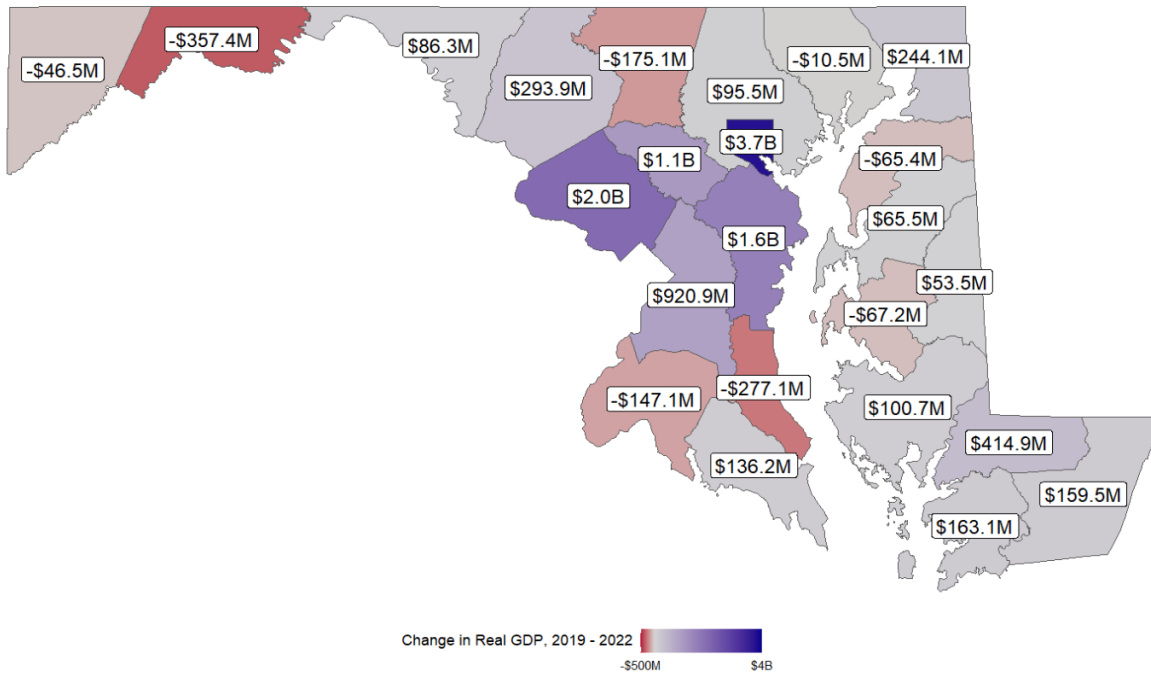
Maryland Real Gross Domestic Product for Private Industries by Quarter, Q1 2018 – Q1 2023



Source: U.S. Bureau of Economic Analysis

The map below shows how GDP has changed by county between 2019 and 2022. Most counties in Maryland have recovered to pre-pandemic levels of total real GDP, with robust growth in Baltimore City and Somerset County. Monitoring these trends as new data is released helps ensure all Marylanders share in the economic recovery. The state anticipates the Bureau of Economic Analysis will publish the 2023 data in December of 2024.

Change in Real Gross Domestic Product (GDP), 2019 - 2022



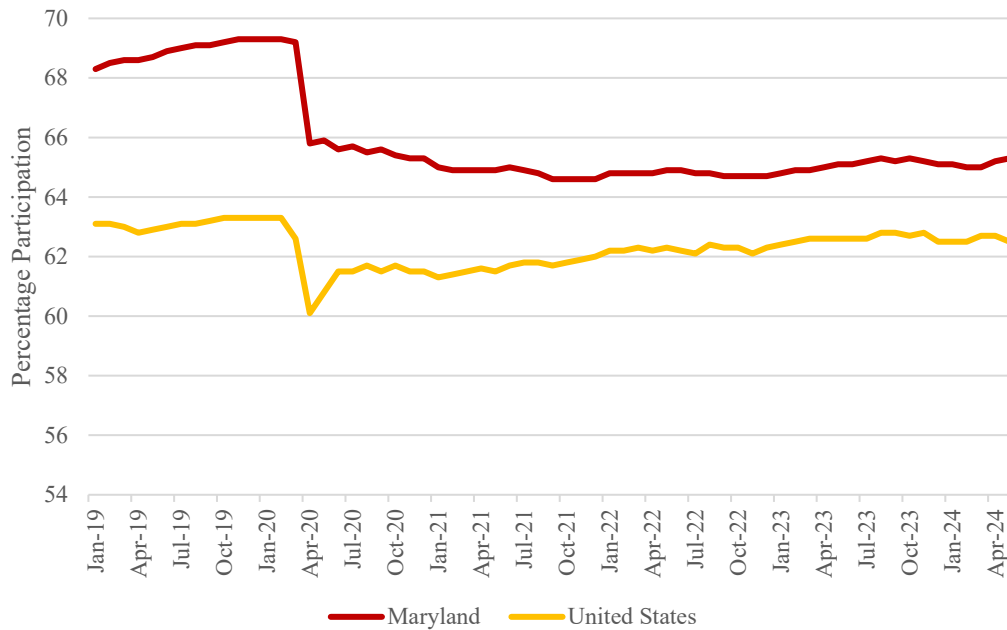
Source: U.S. Bureau of Economic Analysis

Labor Force Participation

A key metric for an area’s workforce that Maryland performs well at is the labor force participation rate. This measure reflects the portion of the population that is either employed or actively seeking employment. Maryland has consistently maintained a level of labor force participation above the national rate and ranks highly among other states. As of May 2024, Maryland had the fourteenth highest proportion of its residents participating in the labor force (either employed or unemployed but looking for and able to begin a new job). Although the state is performing well comparatively, data from the U.S. Bureau of Labor Statistics (BLS) suggests that Maryland’s labor force has not recovered to pre-pandemic levels. Despite being lower overall, the whole country’s labor force participation rate has been on track to steadily recover.

Data from BLS shows a 14 percent decline in labor force participation among Marylanders aged 65 and older from 2019 to 2023. There is a larger percentage drop among young residents of the state between 20 and 24 years old. The labor force participation rate among women has also been slow to recover, including among women aged 25 to 54 years old. Policy makers will continue to monitor this metric to ensure the state’s ongoing recovery leaves no group of workers behind.

Labor Force Participation Rate in Maryland and United States, January 2019 – May 2024

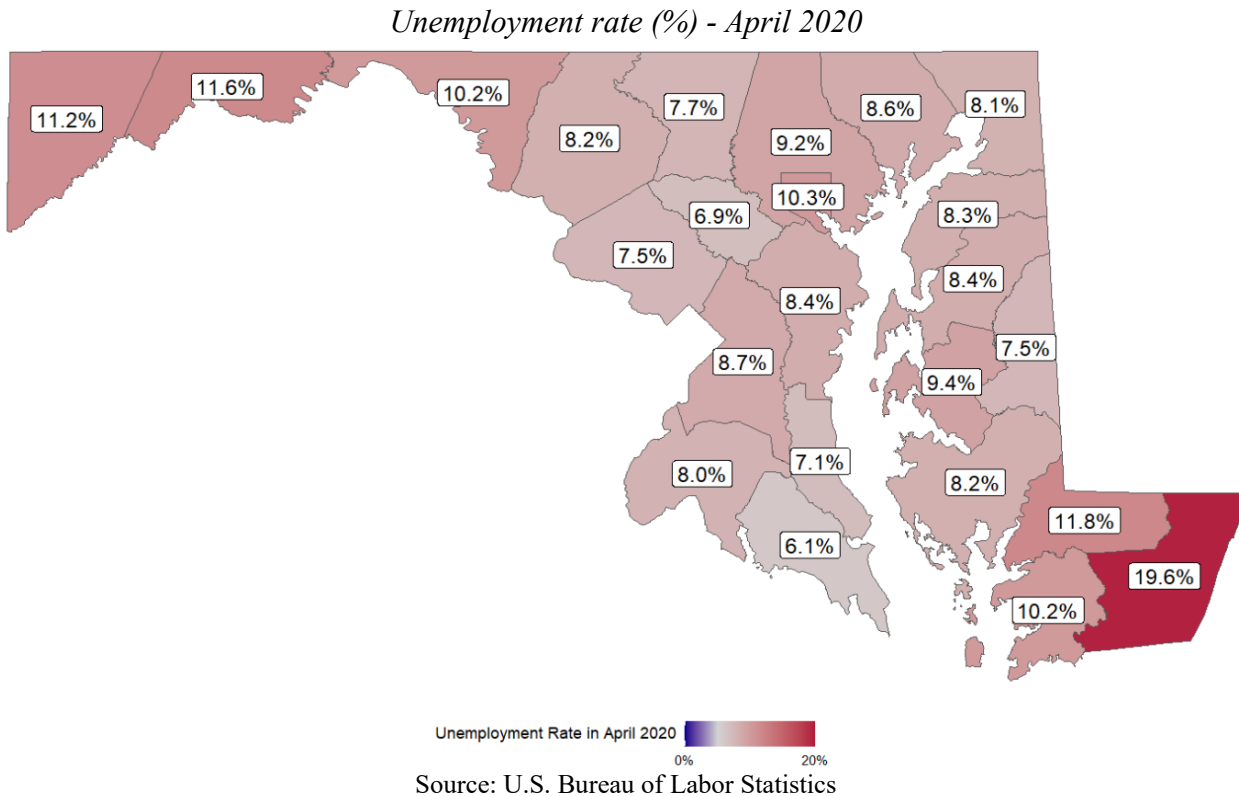


Source: U.S. Bureau of Labor Statistics

Unemployment

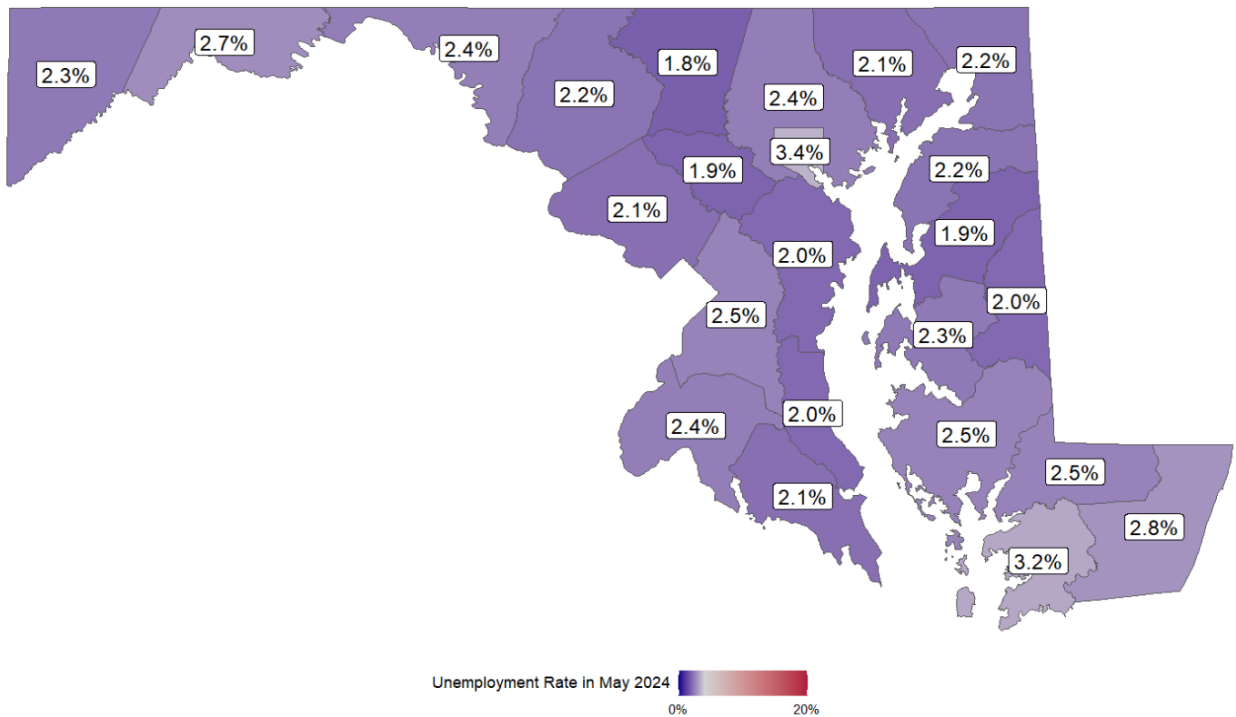
The unemployment rate is an imperfect, if important, measure of economic conditions through the pandemic period. Individuals are considered unemployed if they are without a job but actively looking for work. Unemployment in Maryland peaked in April 2020 at 9.0 percent - the highest level on record for Maryland since the data collection began in 1976. In May 2024, BLS reported Maryland's unemployment rate as 2.7 percent. Maryland set record lows for unemployment in 2023 and the rate fell below two percent for several months. For context, the average unemployment rate of the past 20 years is 5.0 percent.

Below are two maps of county unemployment rates. The first map shows the unemployment rate in April 2020, when most counties hit their highest level of unemployment. The second map shows unemployment data as of May 2024. All of Maryland's counties have decreased their rate of unemployment, enough so that each one beats the long term statewide average unemployment rate of 5.0 percent. Furthermore, prior to 2020 the lowest statewide unemployment on record was 3.2 percent. As of May 2024, the unemployment rates in all counties ranged from 1.8 percent to 3.4 percent, outperforming or matching pre-covid levels.



State of Maryland

Unemployment rate (%) - May 2024



Source: U.S. Bureau of Labor Statistics

As noted previously, many individuals either chose not to or were unable to work during the pandemic. Individuals without a job that are not actively looking for work are not considered unemployed. As a result, the unemployment rate both understates the severity of the impact on Marylanders, and the degree of economic recovery for working age individuals. Despite this, the state's incredibly low unemployment levels achieved in 2023 are not only record breaking within the state's history but across the entire United States. As of May 2024, the national unemployment rate is 4.0 percent with rates for individual states ranging from 2.0 to 5.2 percent. Maryland's statewide rate of 2.7 percent in May 2024 ranks sixth lowest nationwide.

Employment Change by County and Industry

There are multiple data sources available to analyze employment changes in Maryland. Two of these, both maintained by the Bureau of Labor Statistics, are the Quarterly Census of Employment and Wages (QCEW) and the Current Employment Statistics (CES).

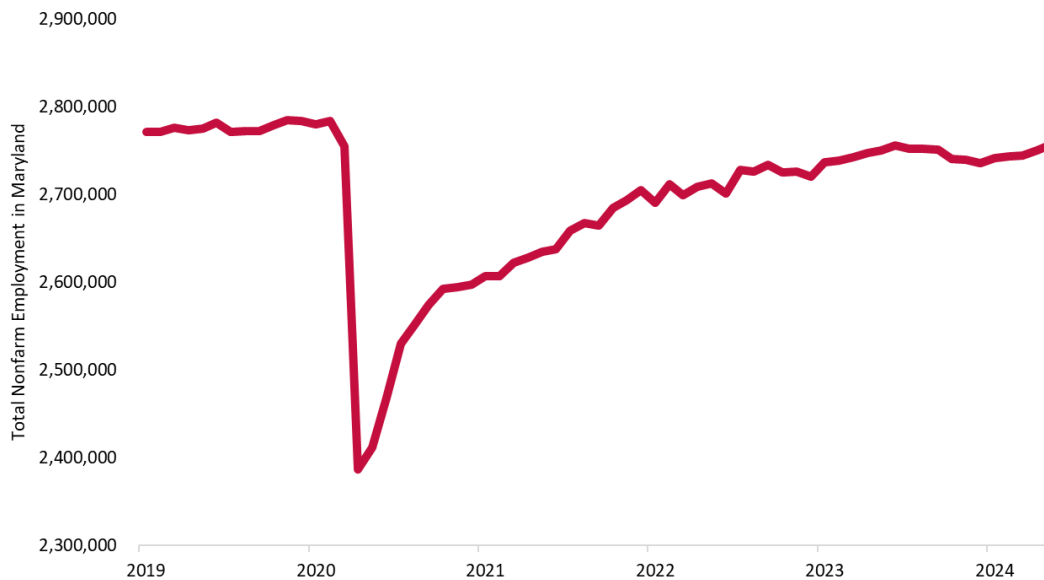
QCEW data is considered the golden standard of accuracy and reliability. It is a count of every job covered by unemployment insurance statewide and in counties, making it the most granular jobs data published by the Bureau of Labor Statistics. The comprehensive scope of information comes with a longer processing time; currently, in July 2024, data is available through the end of 2023.

State of Maryland

CES employment estimates are based on a monthly survey of employers in Maryland. While less accurate than QCEW data, the data is more timely (it is published with a one-month lag) and it is seasonally adjusted in order to control for swings in the data. To increase accuracy, CES data is benchmarked once a year to QCEW data. This section uses CES data to review employment changes overall and by industry. Employment changes by county are estimated using QCEW data as CES data is not available for most Maryland counties.

As the chart below shows, Maryland has almost completely rebounded to pre-pandemic levels of employment. In May 2024, Maryland had 26,400 fewer jobs than in February 2020, immediately preceding the pandemic. Employment growth in Maryland has been slower than nationwide but is on pace to fully recover to pre-pandemic levels in the near future.

Maryland Total Nonfarm Employment, January 2019 – May 2024

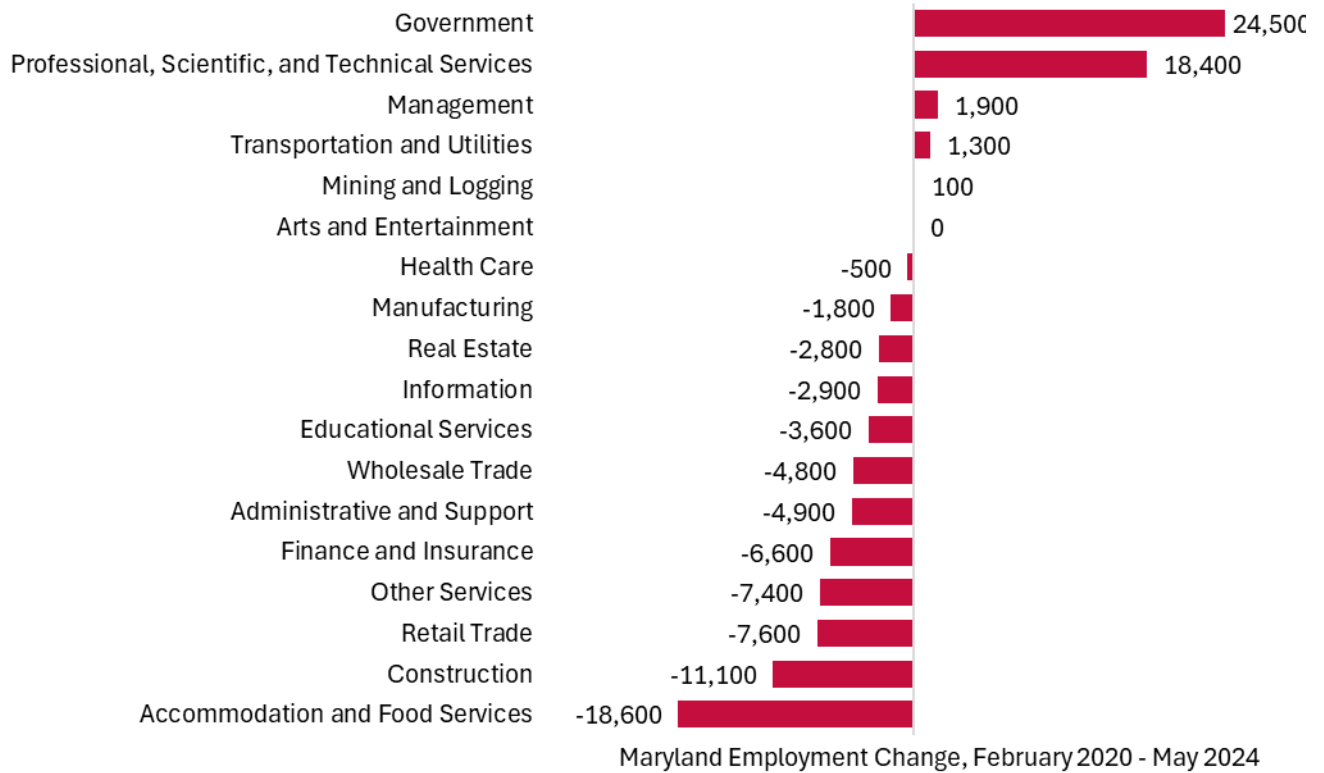


Source: U.S. Bureau of Labor Statistics

The chart below shows how employment has trended by industry between February 2020 and May 2024, the most recent month for which data is available. Through May 2024, a total of five industries had seen increases in employment relative to pre-pandemic. However, job gains were concentrated in two of these sectors: Government and Professional, Scientific, and Technical Services. These two industries have grown by a combined 42,900 jobs. Job losses have been spread across a number of major industries in the state, but have been especially pronounced in Accommodation and Food Services (-18,600 jobs), Construction (-11,100 jobs), Retail Trade (-7,600 jobs), and Other Services (-7,400 jobs).

State of Maryland

Maryland Employment Change by Industry, February 2020 - May 2024

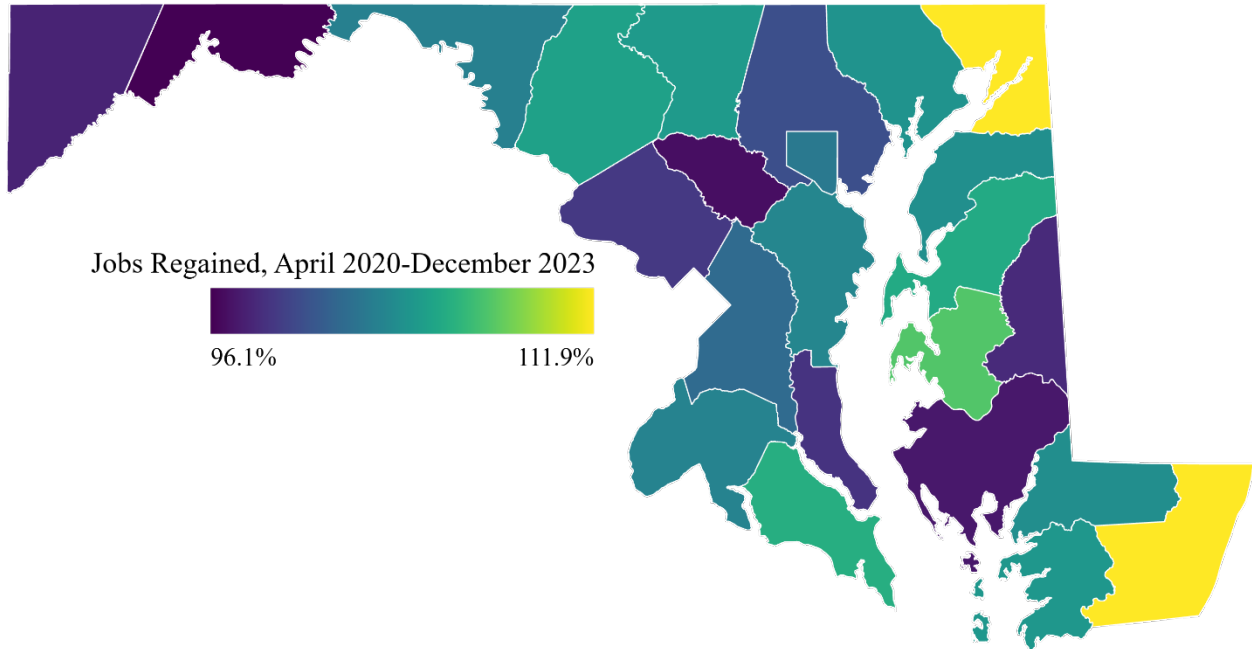


Source: U.S. Bureau of Labor Statistics

The map below shows, for each Maryland county, the degree to which pandemic job losses have been recouped, by comparing the February 2020 employment value in the QCEW data to the most recent month of data available, December 2023. By the end of 2023, 16 of Maryland’s counties have recovered, on net, all jobs lost during the onset of the pandemic. The remaining eight are not far off, all having recovered a net of over 96 percent of jobs in the county. Job retention and job recovery do not appear to be meaningfully correlated. Over the course of 2023, Maryland reached record highs of employment. Of the 24 counties, 15 earned countywide employment peaks in that year. The overall speed and magnitude of Maryland’s recovery has been strong. Support from federal funds and local efforts from 2020 onwards have certainly played a major role in this rapid recovery.

State of Maryland

Jobs Regained by County, February 2020 - December 2023 (net percent)



Source: U.S. Bureau of Labor Statistics

The Maryland Department of Labor has been tracking more detailed recovery measures by industry within each county and has promoted the availability of this analysis to workforce partners and the general public to help inform recovery efforts. Analysis through the end of 2022 is available at the [publications page](#) on the Maryland Workforce Exchange in the Annual Economic Reports section.

2A – Business Assistance to Industry: Hospitality and Entertainment

Project ID	2A
Project Name	Business Assistance: Entertainment and Hospitality
Subprojects	5
Budget	\$50,969,588
Expenditures	\$50,969,588
Status	Completed
Expenditure Category	2.35 - Aid to Impacted Industries: Aid to Tourism, Travel, or Hospitality

Financial Summary

ID	Subproject Name	Budget	Expenditures	Status
2A.1	Recovery Now - Department of Commerce - Hotel, Motel, and Bed and Breakfast Grants	\$9,969,589	\$9,969,589	Completed
2A.2	Recovery Now - Department of Commerce - Restaurant Grants	\$22,000,000	\$22,000,000	Completed
2A.3	Recovery Now - Department of Commerce - Small Business Marketing Grants	\$999,998	\$999,998	Completed
2A.4	Recovery Now - Live Performance	\$10,000,000	\$10,000,000	Completed
2A.5	Recovery Now – Department of Commerce - Local Commuter Bus Assistance Grants	\$8,000,000	\$8,000,000	Completed

Project Description

This project provided financial aid to tourism, travel, and hospitality industries. It also provided grants to restaurants, small businesses, live performance grants, and grants to local commuter bus operators. All were severely impacted by the pandemic shutdown.

2A.1 - Recovery Now - Department of Commerce - Hotel, Motel, and Bed and Breakfast Grants

ID	Subproject Name	Budget	Expenditures	Status
2A.1	Recovery Now - Department of Commerce - Hotel, Motel, and Bed and Breakfast Grants	\$9,969,589	\$9,969,589	Completed

To support Maryland hotel, lodging, and accommodation businesses facing continued financial impacts from the novel coronavirus, the state established through bipartisan legislation the Maryland Lodging and Accommodations COVID-19 Relief Grant Program. Commerce provided nearly \$10 million to the local jurisdictions through the Maryland Economic Development Assistance Authority and Fund (MEDAAF) for lodging and accommodation businesses in their areas. The purpose of the program was to make grants to promote and encourage stabilization within the hospitality industry.

Applications were made available through each county and Baltimore City for up to \$25,000 to hotels and motels (except casino hotels) or bed-and-breakfast inns categorized as North American Industrial Classification Codes 721110 and 721191, respectively. If the establishment was part of a multiple-location franchise, it was required to be owned by a local franchisee.

Recipient businesses were required to demonstrate a need for assistance, with priority given to businesses that had not received prior funding through MEDAAF.

Timeline

Commerce sent out grant agreements to the jurisdictions on March 24, 2021. By May 28, 2021, all jurisdictions had signed and returned their grant agreements. The counties were required to update Commerce’s online portal with grant recipient information by July 31, 2021, to include the following:

- Name, location, and FEIN of each grantee;
- Amount of grant received by grantee;
- Use of grant proceeds; and
- Demographic information responses of each grantee.

Equity Related Activities

Prior to accepting applications, Commerce developed a marketing and outreach strategy to spread the word about the new funding as broadly as possible so that businesses from across the state were ready to apply when the applications were made available. These outreach activities included not only our 30,000 newsletter subscribers, but outreach to every legislator, nonprofit groups, churches, chambers of commerce, minority chambers of commerce, and associations.

Equity Related Awareness, Access, and Distribution

There were no administrative requirements that would have resulted in disparities in the ability to complete applications or meet eligibility requirements. Staff was available to answer questions.

Intended Outcomes

- Stabilize industries most negatively impacted by the pandemic and enable businesses to continue operations.
- Retain jobs in Maryland’s hospitality industry.

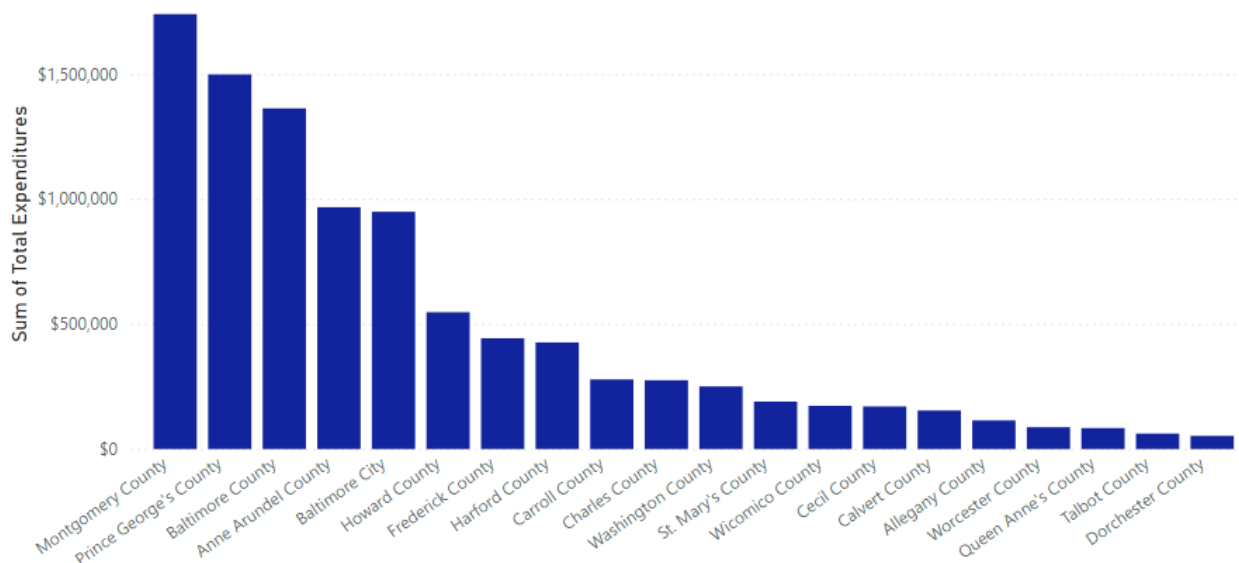
Performance

Hotel, Lodging, and Accommodations COVID-19 RELIEF Program Grants

Sum of Total Expenditures

BY COUNTY NAME, SUBPROJECT ID

Subproject ID ● 2A.1



2A.2 - Recovery Now - Department of Commerce - Restaurant Grants

ID	Subproject Name	Budget	Expenditures	Status
2A.2	Recovery Now - Department of Commerce - Restaurant Grants	\$22,000,000	\$22,000,000	Completed

To support Maryland restaurants facing continued financial impacts from the novel coronavirus, the state established through bipartisan legislation the Maryland Restaurants and Caterers COVID-19 Relief Grant Program. Commerce provided \$22 million through the Maryland Economic Development Assistance Authority and Fund (MEDAAF) to the local jurisdictions to provide relief to restaurants in their areas, with a portion set aside for economically disadvantaged establishments.

Applications were made available through each county and Baltimore City for up to \$12,000 to accommodations providers that were primarily engaged in activities that, in accordance with the North American Industrial Classification System, would be included in Code 722320 (Caterers), Code 7224 (Drinking Places (Alcoholic Beverages)), or Code 7225 (Restaurants and Other Eating Places), be in good standing with the State Department of Assessments and Taxation (SDAT) and demonstrate a need for assistance. Priority was given to businesses that had not received prior funding from MEDAAF.

Timeline

Commerce sent out grant agreements to the jurisdictions on March 24, 2021. By May 28, 2021, all counties had signed and returned their grant agreements.

Primary Delivery Mechanisms and Partners

The Maryland Economic Development Assistance Authority and Fund (MEDAAF) provides funding to local governments for grants up to \$12,000 to qualified applicants. The target was that at least 15% of the amount should be distributed to disadvantaged businesses. Priority was to be given to businesses that have not received prior funding from the MEDAAF.

Equity Related Activities

Prior to accepting applications, Commerce developed a marketing and outreach strategy to spread the word about the new funding as broadly as possible so that businesses from across the state were ready to apply when the applications were made available. These outreach activities included not only our 30,000 newsletter subscribers, but outreach to every legislator, nonprofit groups, churches, chambers of commerce, minority chambers of commerce, and associations.

Equity Related Awareness, Access, and Distribution

There were no administrative requirements that would have resulted in disparities in the ability to complete applications or meet eligibility requirements. Staff was available to answer questions.

Intended Outcomes

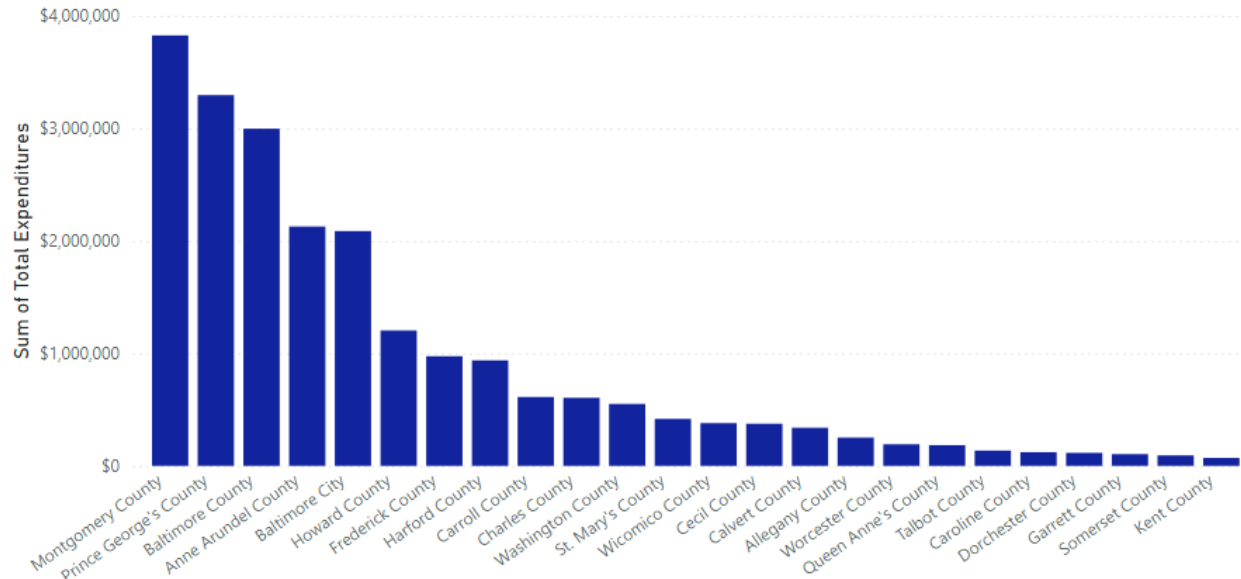
- Stabilize industries most negatively impacted by the pandemic and enable businesses to continue operations.
- Retain jobs in Maryland’s hospitality industries.

Performance

Restaurants and Caterers COVID-19 RELIEF Program Grants

Sum of Total Expenditures
BY COUNTY NAME, SUBPROJECT ID

Subproject ID ● 2A.2



Accommodations and Food Services Grants Compared to Census Business Survey Data

A comparison of business demographics in Maryland to all grant recipients in subprojects 2A.1 and 2A.2 shows they were more likely to be female-owned, minority-owned, Hispanic-owned, or veteran-owned. The following table shows the total number of employers in both accommodations (2A.1) and food services (2A.2), the number that received grants, and voluntary, self-reported demographic data from recipients.

How to read the table: Of the 9,463 respondents, 2,091 received support from the RELIEF Act. 2,122 of the 9,463 respondents (22%) were female-owned businesses. 756 of the 2,091 that received support (36%) were female-owned businesses. A higher proportion of female-owned businesses received support. Similarly, Hispanic-owned, minority-owned, and veteran-owned businesses all received a higher proportion of support.

Ownership	Census - Total Employers in 2018	Percentage	RELIEF Act Recipients 2021	Percentage
Total Firms	9,703		3,925	
Classifiable Respondents	9,463		2,091	
Female-Owned	2,122	22%	756	36%
Hispanic-Owned*	517	6%	251	12%
Minority-Owned*	3,582	38%	1,159	55%
Veteran-Owned**	47	0.5%	187	9%

Source: U. S. Census Bureau, Annual Business Survey; released in 2020 and for the 2018 time period. Data combines hotels and restaurants into “Accommodation and Food Services.”

* Hispanic, minority, and veteran ownership are calculated and may include ownership firms that are co-owned with others by people in those categories.

** More businesses self-reported as being veteran-owned to Commerce than what was reported to the U.S. Census Bureau in 2018. Demographic data were self-reported on the application.

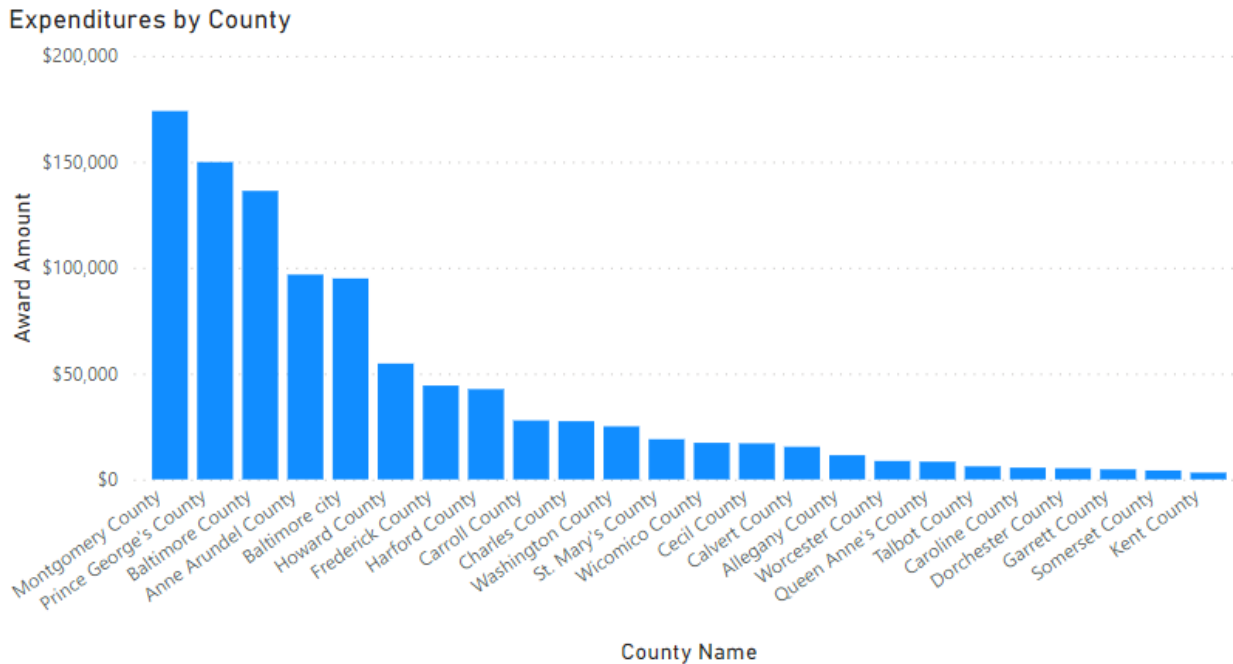
2A.3 - Recovery Now - Department of Commerce - Small Business Marketing Grants

ID	Subproject Name	Budget	Expenditures	Status
2A.3	Recovery Now - Department of Commerce - Small Business Marketing Grants	\$999,998	\$999,998	Completed

The Maryland Tourism Development Board, in the Department of Commerce, used SLFRF to market Maryland small businesses for tourism. Destination Marketing Organizations (DMO) in each county, Baltimore City and Ocean City received grant agreements on March 22, 2021. As of May 14, 2021, all signed their agreements and Commerce distributed all funds.

This program provided grants to advance the economic recovery and resiliency of communities where the travel, tourism, and outdoor recreation industries were hardest hit by the COVID-19 pandemic. The 25 officially recognized DMOs were awarded funds so that they can invest in inviting residents and visitors back to restaurants, entertainment venues, wineries, breweries, attractions, shops, and services in communities across the state. This was specifically focused on opportunities where the industry benefits from visitor spending, including events designed to encourage overnight travel and events surrounding hospitality training and workforce development.

[Small Business Marketing Grants by County](#)



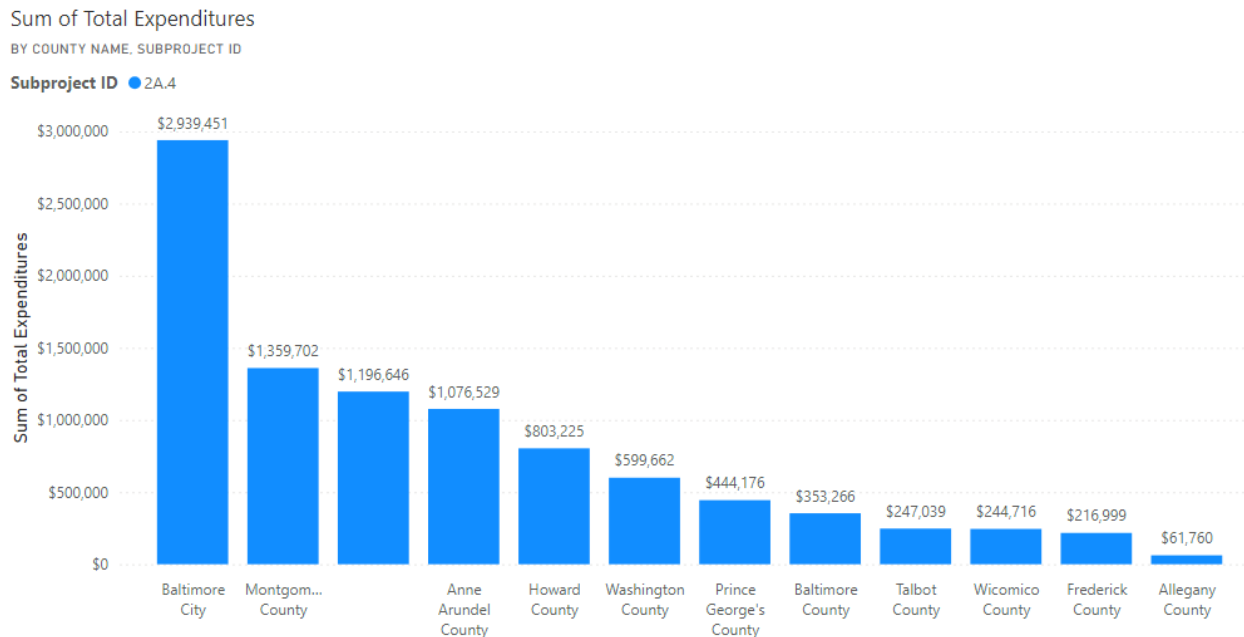
2A.4 - Recovery Now - Live Performance

ID	Subproject Name	Budget	Expenditures	Status
2A.4	Recovery Now - Live Performance	\$10,000,000	\$10,000,000	Completed

The Department of Housing and Community Development (DHCD) administered over \$45 million in funding for the Maryland Strong Economic Recovery Initiative. These funds supported the state’s nonprofit tourism organizations, entertainment venues, and businesses in the state’s designated Main Street Maryland communities and Baltimore City’s designated Main Street neighborhoods.

\$10,000,000 in SLFRF provided grants to live entertainment venues or promoters of live performances. Grants were prioritized to those who closed or canceled live performances due to capacity limitations in response to the pandemic. These awards protected jobs and preserved cultural institutions in Maryland communities.

Applications were accepted from nonprofit and for-profit live entertainment venues and promoters of live performances. Seventy applications were submitted, requesting \$22,643,269. On June 16, 2021, DHCD made 63 awards based on the criteria defined in Recovery Now. All payments were processed by June 30, 2021.



Link to the list of [Approved Grants by County](#).

2A.5 - Recovery Now - Commerce - Local Commuter Bus Assistance Grants

ID	Subproject Name	Budget	Expenditures	Status
2A.5	Recovery Now – Department of Commerce - Local Commuter Bus Assistance Grants	\$8,000,000	\$8,000,000	Completed

Private commuter and shuttle bus operators were negatively impacted by a reduction in service by the Maryland Transit Administration during the pandemic. These operators are essential to provide transit services to residents who rely on them to get to work, school, health care facilities, and more. Grant awards were provided to address revenue shortfalls; ensuring these operators did not shut down permanently and could continue to serve the Maryland neighborhoods that rely on them. Private commuter and shuttle buses are often utilized by Maryland’s vulnerable populations, including those who cannot afford personal vehicles for their families, people with disabilities, and the elderly population.

In collaboration with the Maryland Transit Administration, the Department of Commerce sent grant agreements to the six (6) eligible local bus operators on March 22, 2021. By April 14, 2021, all six had signed their grant agreements. By May 12, 2021, Commerce distributed all \$8,000,000 to the companies.

Recipient	Expenditures
Coach USA dba Dillons Bus Service	\$1,965,600
Academy Bus LLC	\$1,940,000
National Coach Works dba Martz Bus	\$1,839,200
Keller Transportation	\$1,411,200
Atlantic Coast Charters	\$718,400
Eyre Bus Tour and Travel	\$125,600
Total	\$8,000,000

Outcomes

Stabilization and continued operation of commuter and shuttle buses so that Marylanders have needed transportation services.

2B – Business Assistance to Impacted Industries

Project ID	2B
Project Name	Business Assistance to Impacted Industries
Subprojects	2
Budget	\$3,500,000
Expenditures	\$3,500,000
Status	Completed
Expenditure Category	2.36 - Aid to Impacted Industries: Aid to Other Impacted Industries

Financial Summary

ID	Subproject Name	Budget	Expenditures	Status
2B.2	Recovery Now - MARBIDCO - Rural and Agricultural business grants	\$2,000,000	\$2,000,000	Completed
2B.3	Rural and Agricultural Business Grants	\$1,500,000	\$1,500,000	Completed

Project Description

This project provided financial assistance to businesses in other industries that were negatively impacted by the pandemic.

Intended Outcomes

- Stabilization of agricultural and rural businesses throughout the state
- Increased utilization of food benefit programs at Maryland farmers markets

2B.2 - Recovery Now - MARBIDCO - Rural and Agricultural Business Grants

ID	Subproject Name	Budget	Expenditures	Status
2B.2	Recovery Now - MARBIDCO - Rural and Agricultural business grants	\$2,000,000	\$2,000,000	Completed

This project supports the recovery of Maryland’s rural and agricultural businesses with \$2 million in SLFRF for targeted grant programs administered by the [Maryland Agricultural and Resource-Based Industry Development Corporation \(MARBIDCO\)](#).

MARBIDCO established six distinct grant programs to provide immediate pandemic adjustment and economic development assistance to agricultural and rural businesses in Maryland. Grant application deadlines were on April 1, 2021 and May 15, 2021. Funds were distributed by June 30, 2021:

- **Maryland Shellfish Aquaculture Relief Grants** - provides grants of up to \$2,000 to Maryland Shellfish Aquaculture leaseholders (oyster farmers) that hold one or more leases from the Department of Natural Resources (DNR) to help with spring production costs. Oyster farmers experienced significant revenue losses during the pandemic and are required by law to maintain certain production on their leases.
 - Application deadline was May 15, 2021.
 - MARBIDCO received 94 applications. Ninety-two applicants qualified for \$138,500.

- **Maryland Urban Farmer Relief Grants** - provides grants of \$500 to urban farmers to help with spring production costs. Urban farmers must be located in urban areas and have had at least \$1,000 in annual agricultural product sales.
 - Application deadline was May 15, 2021.
 - MARBIDCO received 19 applications requesting \$9,500.
 - MARBIDCO approved 11 applications for \$5,500.

- **Local Food Cold Storage Relief Grant Program** - provides up to a 50 percent matching grant up to \$15,000 to farmers and watermen to assist with costs related to the purchase and installation of cold storage equipment. Many farmers adjusting operations during the pandemic have needed cold storage facilities to better serve new or existing markets.
 - The application deadline for Round 1 was April 1, 2021.
 - MARBIDCO received 100 applications requesting \$955,853 of grant funds.
 - MARBIDCO approved 78 applications totaling \$372,321. However, five have withdrawn their applications due to being approved for less grant funding than expected for their projects. Currently, MARBIDCO has 73 approved Cold storage grantees with grants totaling \$347,708.

- **Maryland Livestock Processing Relief Grant Program** - provides up to a 75 percent matching grant up to \$100,000 for USDA-inspected meat processing facilities and \$70,000 for custom processing or mobile processing projects. Grant funds can be used to purchase livestock processing equipment and/or upgrade facilities to help expand production capacity in Maryland and help reduce the processing backlog that occurred during the pandemic.
 - The application deadline for Round 1 was April 1, 2021.
 - MARBIDCO received 24 applications requesting \$1,255,554 of grant funds.
 - MARBIDCO approved 24 applications totaling \$615,958 of grant funds.
- **Maryland Wood Products Industry Equity Incentive Relief Fund** - provides grants of 20% to 33% of a project's cost (with 25% as a target) up to \$225,000, with the aim to help forest harvesters and wood fiber processors to purchase new equipment or construct facilities to increase the utilization and production of wood products in Maryland. The program will provide much needed assistance to a struggling Maryland forestry industry that has been affected by recent mill closures and the loss of wood fiber markets.
 - The application deadline for Round 1 was April 1, 2021.
 - MARBIDCO received 21 applications requesting \$1,894,594 of grant funds.
 - MARBIDCO approved 21 applications totaling \$749,951 of grant funds.
- **Maryland Market Money Program** – provides grant funding to the Maryland Market Money Program that offers benefits to food insecure Marylanders. Those eligible for Special Supplemental Nutrition Program for Women, Infants, and Children (WIC), Supplemental Nutrition Assistance Program (SNAP), and the Farmers Market Nutrition Program (FMNP) may use those benefits at farmers markets to purchase fresh food directly from local farmers. These grant funds will be used during the spring farmers' market season at various markets located around the state.

Since 2004, MARBIDCO has offered assistance to farms and rural businesses in securing affordable capital and credit for equipment, commercial facilities, real estate purchases and assists with rural working land preservation. MARBIDCO was well suited to market the grant programs throughout the state.

Use of Evidence

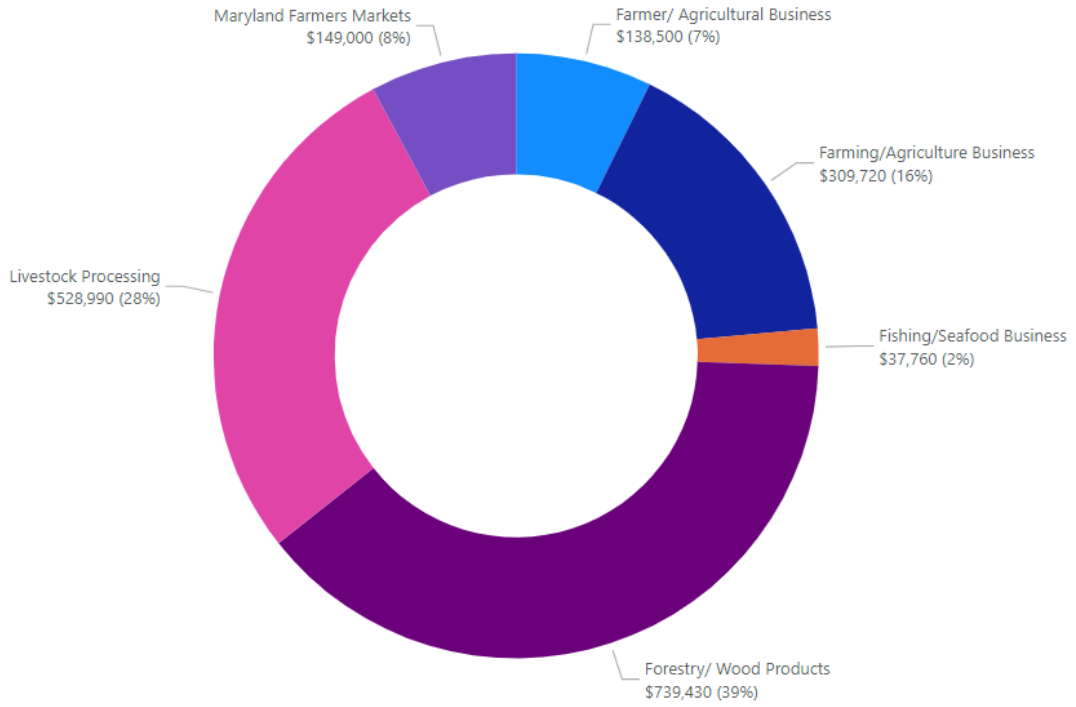
The pandemic disproportionately impacted low-income families, and there was a marked increase in demand for Supplemental Nutrition Assistance Program (SNAP) benefits. The United States Department of Agriculture (USDA) has recognized this need by enacting emergency increases in its food assistance programs.²³

²³ <https://www.marylandmatters.org/2020/10/23/hundreds-of-thousands-more-marylanders-turned-to-snap-benefits-to-eat-during-pandemic/>

State of Maryland

Performance

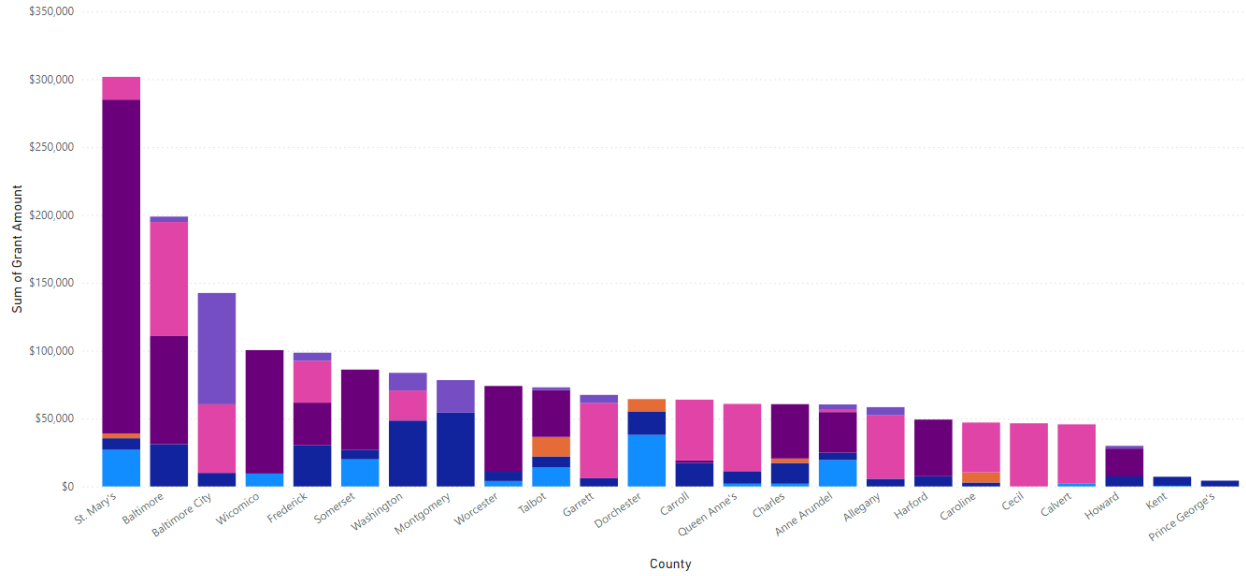
Sum of Grant Amount by Business Type



Sum of Grant Amount

BY COUNTY, BUSINESS TYPE

Business Type ● Farmer/ Agricultural Business ● Farming/Agriculture Business ● Fishing/Seafood Business ● Forestry/ Wood Products ● Livestock Processing ● Maryland Farmers Markets



2B.3 - Rural and Agricultural Business Grants

ID	Subproject Name	Budget	Expenditures	Status
2B.3	Rural and Agricultural Business Grants	\$1,500,000	\$1,500,000	Completed

This project provided \$1,500,000 to support the recovery of Maryland’s rural and agricultural businesses through targeted grant programs administered by the Technology Development, Transfer, and Commercialization program in the [Maryland Technology Development Corporation \(TEDCO\)](#).

Leading innovation to market. TEDCO provides funding, resources, and connections that early-stage technology and life sciences companies need to thrive in Maryland.

[TEDCO's Agriculture and Rural Rebuild \(ARR\) Challenge](#) provides grants up to \$200,000 per project to assist Maryland’s rural and agricultural businesses that have been detrimentally impacted by the COVID-19 pandemic and associated economic downturn. These grants will fund technology-based projects that help Maryland’s rural and agricultural businesses recover, rebuild and pivot from the COVID crisis.

The Challenge specifically encourages the increased collaboration between rural businesses, research institutions and industry partners. The overall goal is to leverage technology to develop forward-looking solutions to current issues faced by these communities that will help the agtech and other rural industry sectors better weather future economic crises. Examples of a successful project may include, but are not limited to, the development of an innovative product or a novel application of an existing technology to help a business pivot or recover from the current COVID crisis.

TEDCO opened the grant application in March 2021 with a deadline of April 30, 2021. Based on the level of interest in the program, TEDCO extended the deadline for proposals until May 14, 2021, and received 31 applications. TEDCO selected grant recipients and distributed awards by June 30, 2021.

Community Engagement

TEDCO’s mission is to enhance economic empowerment by fostering an inclusive and entrepreneurial innovation ecosystem. Its vision is to identify, invest in, and help grow the technology companies in Maryland. Examples of community engagement include TEDCO’s Annual Entrepreneur Expo that draws over 1000 attendees, and through its social media outreach, including the [TEDCO Talks YouTube channel](#).

Performance

[Demographic Information for Agriculture and Rural Rebuild \(ARR\) Program Applications](#)

2C – Small Business

Project ID	2C
Project Name	Small Business
Subprojects	3
Budget	\$70,000,500
Expenditures	\$48,385,285
Status	More Than 50% Complete
Expenditure Category	2.29 - Assistance to Small Businesses: Loans or Grants to Mitigate Financial Hardship

Financial Summary

ID	Subproject Name	Budget	Expenditures	Status
2C.1	Project Restore	\$50,000,000	\$28,384,785	More Than 50% Complete
2C.2	Recovery Now - Department of Commerce - Maryland Small, Minority, and Women-Owned Business Account	\$10,000,000	\$10,000,000	Completed
2C.3	Recovery Now - Department of Commerce - Non-Sales and Use Tax Grants	\$10,000,500	\$10,000,500	Completed

Project Description

The Department of Housing and Community Development (DHCD) administers Project Restore. The Department of Commerce administered the other two projects to provide financial assistance to small businesses facing financial hardship, as part of the state’s RELIEF Act of 2021, Recovery Now. Intended outcomes are to retain and increase jobs created by small businesses and to provide the equitable allocation of funds to diverse business owners and regions.

2C.1 - Project Restore

ID	Subproject Name	Budget	Expenditures	Status
2C.1	Project Restore	\$50,000,000	\$28,384,785	More Than 50% Complete

Project Restore provides financial support to Maryland's new or expanding businesses to help incentivize commercial investment in vacant retail and commercial properties. Property Assistance grants support rent, mortgage, property insurance, or utilities. Business Operations grants support sustaining and growing the business in the previously vacant property. Funds can be used to support staff costs, capital improvements, marketing, inventory, and supplies, utilities and the like and cannot be used for executive salaries or bonuses.

Project Restore 2.0 FY2024

Project Restore 2.0 activates vacant buildings, supports small businesses, creates jobs, improves commercial corridors, and increases local economic activity by providing financial support to place-based economic development organizations working to improve the vitality of Maryland’s commercial corridors. Small businesses are not eligible to apply to Project Restore 2.0 directly and instead are sub-grantees of the place-based organizations.

Timeline

9/8/21	10/8/21	12/20/21	7/7/22	9/8/22	11/3/22
Round 1: Grant applications opened	Round 1: Application deadline. 807 applications received.	Round 1: Approved 352 grants totaling \$23,993,127.	Round 2: Grant applications opened.	Round 2: Application deadline. 761 applications received.	Round 2: Approved 380 grants totaling \$24,625,961.

3/13/24	4/24/24	7/9/24
Round 3: Grant applications opened	Round 3: Application deadline. 114 applications received.	Round 3: Approved 55 grants totaling \$13,191,363.

Delivery Mechanisms and Partners

Initially, awards were made directly to business owners. DHCD partners, for example, Main Streets and local economic development agencies, offered technical support to applicants. In FY24, awards were made as a block grant to place-based economic development organizations, such as Main Streets, local economic development agencies, and local government. The awardees then sub-grant to small businesses in their district / jurisdiction.

Community Engagement

DHCD engaged Baltimore City Main Streets and Main Street Maryland to collect feedback to revise the program in FY24. DHCD staff trained over 350 organizations across the state through six training sessions and provided technical assistance to over 100 organizations. DHCD staff also presented to economic development professionals at the Maryland Economic Development Association winter conference in January 2024.

Outcomes

- Activates vacant buildings
- Supports small businesses
- Creates jobs
- Improves commercial corridors
- Increases local economic activity

Performance

Fiscal Year	Awards	Award Amount	Property Assistance	Business Operations
2022	352	\$23,993,127	\$8,695,827	\$15,297,300
2023	380	\$24,625,961	\$8,877,695	\$15,748,266
2024	55	\$13,191,363		
Total	787	\$61,810,451	\$17,573,522	\$31,045,566

Note: Awards may not get fully spent given the nature of the projects, allowing for additional awards to be made. The state will provide performance information about expenditures versus awards in future reports.

State of Maryland

2C.2 - Recovery Now - Department of Commerce - Maryland Small, Minority, and Women-Owned Business Account (SMWOBA)

ID	Subproject Name	Budget	Expenditures	Status
2C.2	Recovery Now - Department of Commerce - Maryland Small, Minority, and Women-Owned Business Account	\$10,000,000	\$10,000,000	Completed

This project provided an infusion of \$10 million in SLFRF into the existing [Maryland Small, Minority, and Women-Owned Businesses Account \(SMWOBA\)](#). The account provided grants to eligible fund managers to provide investment capital and loans to small, minority, and women-owned businesses in the state.

Each fund manager was allocated \$1,250,000 to make loans or grants. Funding was distributed before July 1, 2021. Small, Minority and Women-Owned Business Fund Managers:

- Financial Services Corporation (FSC) First (Central Maryland)
- Anne Arundel Economic Development Corporation
- Meridian Management Group, Inc. (Baltimore City)
- Maryland Capital Enterprises Inc. (Eastern Shore)
- Baltimore County, Maryland - Department of Economic and Workforce Development
- City of Baltimore Development Corp.
- Howard County Economic Development Authority
- Tri County Council for Western Maryland

Timeline

3/15/21	3/30/21	4/2/21	4/2/21	4/5/21	6/30/21
Commerce posted online program eligibility guidelines and application requirements.	Alert #3 sent to over 30,000 people and organizations that the application was now open.	Commerce reached out to undersubscribed county officials and legislators.	Commerce extended the online application portal to May 24th and continued outreach.	Commerce reached out to the applicants who were prequalified, but had not submitted their application reminding them of the deadline.	All funding was distributed.

Community Engagement

Commerce had several virtual meetings with the fund managers at the beginning of the pandemic to discuss how best to assist businesses in the SMWOBA portfolio during this time. Lending activity nearly came to a halt as businesses closed. Commerce and the fund managers agreed that

State of Maryland

the terms needed to be modified to help existing businesses in the portfolio to stay afloat. Businesses were offered up to 6 months in payment and interest deferments. As the economy recovers, these businesses will need access to capital with flexible terms in order to survive. The SMWOBA is a valuable resource to help businesses recover.

The fund managers' community outreach activities include promotions through social media, including blog posts and podcasts. They have strong relationships with their local Chambers of Commerce and financial institutions. One fund manager recently hired a minority owned business to design marketing materials for the program paired with broadcast and online media outlets. Referrals are another source of outreach. Fund managers also participate and sponsor workshops and seminars in partnership with local, state, and federal agencies.

Use of Evidence

The Maryland Small, Minority and Women-Owned Businesses Account (SMWOBA) has been providing capital for small businesses since 2013. From the inception of the Fund to June 30, 2021, 866 transactions have been approved for \$92.3 million, projected to create and retain 10,100 jobs, leveraging \$201 million in private sector capital. A total of 772 transactions have settled for \$79 million expected to create and retain 8,704 leveraging \$192.9 million in private sector capital. With a proven track record for supporting the state's small, minority, women and veteran-owned businesses, Maryland determined investment in this existing program framework would be effective.

There is an annual report released each year for the SMWOBA program. There are good faith goals related to the program in general. This program is audited every few years to determine whether the program is effective. As it relates to the COVID-19 response of the program, the program was successful in reaching and assisting small, minority, and women owned businesses.

Performance

As of June 30, 2021, the Department of Commerce had received requests for funding from 184 small businesses totaling \$10,000,000.

- 91 Loans totaling \$6,805,378
- 45 Grants totaling \$1,618,300
- 48 Converted Loans to Grants totaling \$1,576,322

The SMWOBA program and fund managers have an excellent reputation in the small business community. Commerce tracks SMWOBA and fund manager success by conducting an annual survey. Results for fiscal year 2021 were:

- 56.9% indicated a previous lender declined them and 76% stated the loan or investment provided had been helpful for growing their business.
- 66% are likely to hire new employees in the next year.
- 94% indicated that they were satisfied with the service from the Fund Manager.

2C.3 - Recovery Now - Department of Commerce - Non-Sales and Use Tax Grants

ID	Subproject Name	Budget	Expenditures	Status
2C.3	Recovery Now - Department of Commerce - Non-Sales and Use Tax Grants	\$10,000,500	\$10,000,500	Completed

This project supports economic stabilization and growth during and post-pandemic through grants to businesses that demonstrate a need for assistance. The Maryland Economic Development Assistance Authority and Fund (MEDAAF) provided grants of up to \$9,000 to businesses that do not collect the sales and use tax.

Timeline

3/30 - 4/6/21	4/14 - 4/27	4/30 - 5/24/21	4/30/21	5/4/21	5/28/21
Initial application period.	Review process started.	Commerce conducted outreach to undersubscribed counties and constituents and reopened the application portal.	Commerce began sending grant agreements to awardees.	Commerce began reviewing grant agreements and processing disbursements.	All disbursements completed.

Performance

The target was to distribute at least 15% to disadvantaged businesses. At the conclusion of the program, we found that 43% of recipients were disadvantaged businesses. Performance data came from client self-reporting on the prescreening questions. Priority was given to businesses that had not received prior funding from MEDAAF.

Non-Sales and Use Tax Grants by Jurisdiction

County	Disadvantaged Businesses Awarded	Disadvantaged Businesses Amount	Total Awards All Businesses	Total Approved Amount	Percentage Awarded to Disadvantaged Businesses
Allegany	2	\$18,000	4	\$35,000	51
Anne Arundel	49	\$439,250	115	\$1,023,051	43
Baltimore City	39	\$345,342	84	\$741,687	47

State of Maryland

County	Disadvantaged Businesses Awarded	Disadvantaged Businesses Amount	Total Awards All Businesses	Total Approved Amount	Percentage Awarded to Disadvantaged Businesses
Baltimore	52	\$460,000	109	\$971,051	47
Calvert	2	\$18,000	13	\$115,913	16
Caroline	1	\$9,000	5	\$42,000	21
Carroll	6	\$53,600	29	\$243,364	22
Cecil			3	\$27,000	0
Charles	11	\$99,000	23	\$206,000	48
Dorchester	2	\$18,000	6	\$54,000	33
Frederick	14	\$118,650	52	\$459,400	26
Garrett	2	\$18,000	3	\$27,000	67
Harford	11	\$97,500	37	\$321,000	30
Howard	37	\$331,495	68	\$607,395	55
Kent	1	\$9,000	3	\$27,000	33
Montgomery	129	\$1,144,162	292	\$2,581,342	44
Prince George's	81	\$714,101	163	\$1,433,898	50
Queen Anne's	8	\$72,000	17	\$151,500	48
Somerset			1	\$9,000	0
St. Mary's	6	\$54,000	14	\$126,000	43
Talbot	3	\$27,000	8	\$69,000	39
Washington	9	\$81,000	35	\$312,400	26
Wicomico	15	\$133,999	36	\$318,499	42
Worcester	4	\$34,500	11	\$97,500	35
Total	484	\$4,295,599	1131	\$10,000,000	43

[Non-Sales and Use Tax Grants by Zip Code and County with Breakdown of Disadvantaged Businesses](#)

2D – Community and Public Benefits

Project ID	2D
Project Name	Community and Public Benefits
Subprojects	3
Budget	\$191,475,133
Expenditures	\$191,475,133
Status	Completed
Expenditure Category	2.3 - Assistance to Households: Household Assistance: Cash Transfers

Financial Summary

ID	Subproject Name	Budget	Expenditures	Status
2D.1	Re Enrolled - Department of Human Services - Temporary Disability Assistance Program	\$11,319,753	\$11,319,753	Completed
2D.2	TCA \$100 Bonus & TDAP \$100 Bonus	\$40,155,380	\$40,155,380	Completed
2D.3	TCA Costs Associated with the Pandemic	\$140,000,000	\$140,000,000	Completed

Project Description

This project was administered by the Maryland Department of Human Services (DHS) to provide cash transfers for household assistance to eligible individuals, households, and nonprofit organizations most disproportionately impacted by the pandemic. Temporary Cash Assistance (TCA), Maryland’s Temporary Assistance to Needy Families (TANF) program, provides cash assistance to families with dependent children when available resources do not fully address the family’s needs and while preparing program participants for independence through work. The number of individuals participating in the TANF program increased from approximately 25,000 pre-pandemic to over 57,000 during the pandemic. SLFRF helped the state to support these individuals and families.

This project’s outcomes were to:

- Aid in the recovery of income for Maryland’s families.
- Reduce the prevalence of very low food security
- Reduce the percent of families with children and youth under age 18 whose income is below the poverty level

2D.1 - Re Enrolled - Department of Human Services - Temporary Disability Assistance Program

ID	Subproject Name	Budget	Expenditures	Status
2D.1	Re Enrolled - Department of Human Services - Temporary Disability Assistance Program	\$11,319,753	\$11,319,753	Completed

Due to pandemic related closures, the Department of Human Services offered waivers of certain requirements (including medical certification of disability) and extended recertification time periods for the [Temporary Disability Assistance Program \(TDAP\)](#).

Following the end of the waiver of verification requirements and a temporary restart of recertifications, the TDAP caseload declined substantially from a peak of 16,407 recipients in June 2020 to 7,491 recipients in December 2020. This decrease was attributed to challenges related to reduced in-person operations and accessing medical professionals to certify disabilities resulting in case closures for documentation issues. Except as the result of a final determination of a Supplemental Security Income claim, under provision of Recovery Now, Maryland retroactively re-enrolled TDAP participants denied payments on or after July 1, 2020 and prevented the removal of participants from the program until July 1, 2021. Those that were re-enrolled began receiving regular TDAP benefits with the \$100 per month supplement and received retroactive benefits to the date they were initially denied payment. SLFRF helped to support re-enrollments.

2D.2 - TCA \$100 Bonus & TDAP \$100 Bonus

ID	Subproject Name	Budget	Expenditures	Status
2D.2	TCA \$100 Bonus & TDAP \$100 Bonus	\$40,155,380	\$40,155,380	Completed

The state fiscal year 2022 budget, as introduced, in January 2021 provided \$37 million to provide for an additional \$100 per recipient per month benefit for [Temporary Cash Assistance \(TCA\)](#) participants from January through June 2021. The maximum TCA benefit for a household of three in federal fiscal year 2021 was \$727. With the additional \$100 per recipient, the same household could receive up to \$1,027 monthly.

This monthly supplement of an additional \$100 per month was extended to Temporary Disability Assistance Program (TDAP) recipients from February through June 2021. TDAP is the state’s cash assistance program for disabled adults which provides a limited monthly benefit for individuals with a short-term disability (at least 3 months but less than 12 months) or long-term disability. If the individual has a long-term disability, they are required to pursue a federal Supplemental Security Income (SSI) application. The individual receives a benefit until a final SSI decision has been reached.

The TDAP benefit in the state fiscal year 2021 was \$243. With the additional \$100, TDAP recipients received up to \$343 monthly. The TDAP benefit increased in October 2021.

Maryland supported the TDAP with additional benefits and continued both programs through the end of calendar year 2021 with SLFRF.

Use of Evidence

As part of the omnibus appropriations bill signed into law in December 2015, the U.S. Congress asked the National Academies of Sciences, Engineering, and Medicine to provide a nonpartisan, evidence-based report of the most effective means for reducing child poverty by half in the next 10 years. The Academies established the Committee on Building an Agenda to Reduce the Number of Children in Poverty by Half in 10 Years and published the report in 2019.

The Committee identified evidence of contextual factors that promote anti-poverty policies. For example, “Stability and predictability of income: Because unstable and unpredictable income makes it difficult for families to juggle their everyday challenges, programs that provide regular income support— whether through tax credits, cash, or vouchers—may be more helpful to families if they provide adequate benefits at well-timed intervals.”²⁴ Equitable and ready access to programs: Maryland eased or postponed eligibility redeterminations during the pandemic.

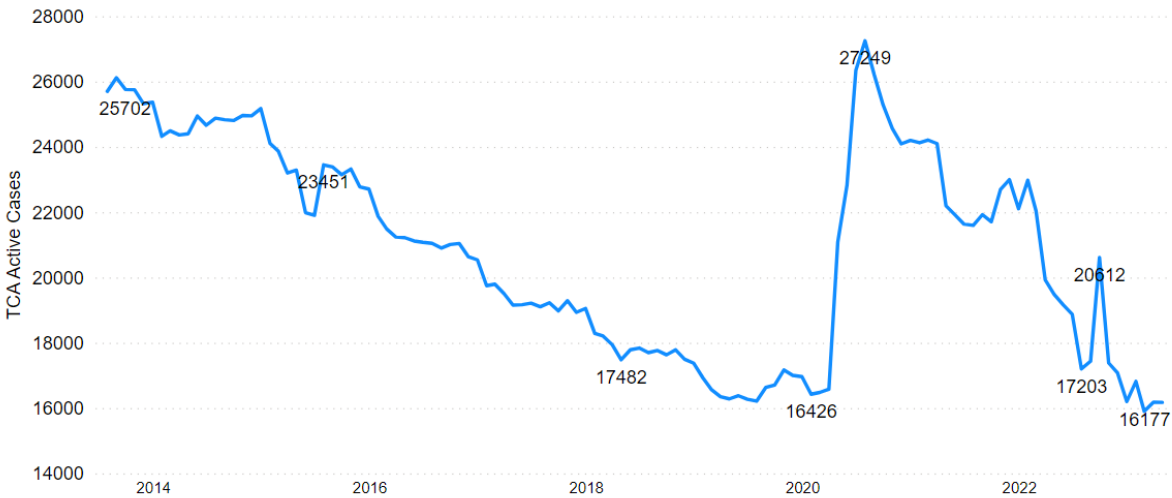
²⁴ National Academies of Sciences, Engineering, and Medicine. 2019. A Roadmap to Reducing Child Poverty. Washington, DC: The National Academies Press. <https://doi.org/10.17226/25246>.

2D.3 - TCA Costs Associated with the Pandemic

ID	Subproject Name	Budget	Expenditures	Status
2D.3	TCA Costs Associated with the Pandemic	\$140,000,000	\$140,000,000	Completed

The [Temporary Cash Assistance \(TCA\)](#) program is Maryland’s largest cash assistance program. TCA provides financial assistance to dependent children and family members due to unemployment/underemployment, death, or incapacitation of one or both parents. TCA is primarily funded through the federal Temporary Assistance for Needy Families (TANF) block grant. The TCA active caseload during the pandemic shutdown (March to July 2020) increased by 64%. The chart below shows Temporary Cash Assistance cases from 2013 to May 2023.

Temporary Cash Assistance Active Cases by Date



Maryland invested \$140 million in SLFRF for the Temporary Cash Assistance program to support the caseload growth. \$50 million was made available to support program costs from March 3, 2021 to June 30, 2021, the end of state fiscal year 2021. The remaining \$90 million in funding was available to support the TCA program through state fiscal year 2022.

Cash transfers “mitigate consumption inequality induced by the pandemic and provide incentives to individuals who are most negatively affected by lockdown policies to adhere to them”²⁵. The Center for Budget Priorities found that, “when children grew up in a household receiving additional cash benefits, their academic achievement increased on a lasting basis.”²⁶ This project allows the state to hold an equivalent amount of Temporary Assistance for Needy Families (TANF) funding in reserve to preserve benefits during future economic downturns.

²⁵<https://www.atlantafed.org/-/media/documents/research/publications/policy-hub/2020/05/14/why-cash-transfers-are-good-policy-in-the-covid-19-pandemic.pdf>

²⁶ <https://www.cbpp.org/research/poverty-and-inequality/recovery-proposals-adopt-proven-approaches-to-reducing-poverty>

2E – Online Business Assistance

Project ID	2E
Project Name	Online Business Assistance
Subprojects	1
Budget	\$500,000
Expenditures	\$500,000
Status	Completed
Expenditure Category	2.30 - Assistance to Small Businesses: Technical Assistance, Counseling, or Business Planning

Financial Summary

ID	Subproject Name	Budget	Expenditures	Status
2E.1	Recovery Now - Department of Commerce - Online Sales Framework Grants	\$500,000	\$500,000	Completed

Project Description

The [Maryland Economic Development Assistance Authority and Fund \(MEDAAF\)](#) in the Department of Commerce provided grants to businesses to assist them in setting up an online sales framework and for offering employees telework opportunities.

Timeline

The Department of Commerce sent out grant agreements to local jurisdictions on March 24, 2021. By May 28, 2021, all had signed and returned their grant agreements.

Project Details

- Ensured local jurisdictions prioritized applicants who have not received prior MEDAAF funding.
- No more than 10% of grant funds were allowed to pay for administrative costs. Administrative costs must be itemized in the final report submitted to Commerce describing the use of grant funds.
- Local jurisdictions were provided discretion to target industries / sectors for these grants. The distribution of funds was based on county population.

Intended Outcomes

- Retain and increase jobs created by small business operations
- Stabilize small business operations and main street economies negatively impacted by reduced foot traffic during the pandemic
- Prevent closures of small businesses and vacant storefronts in main street communities

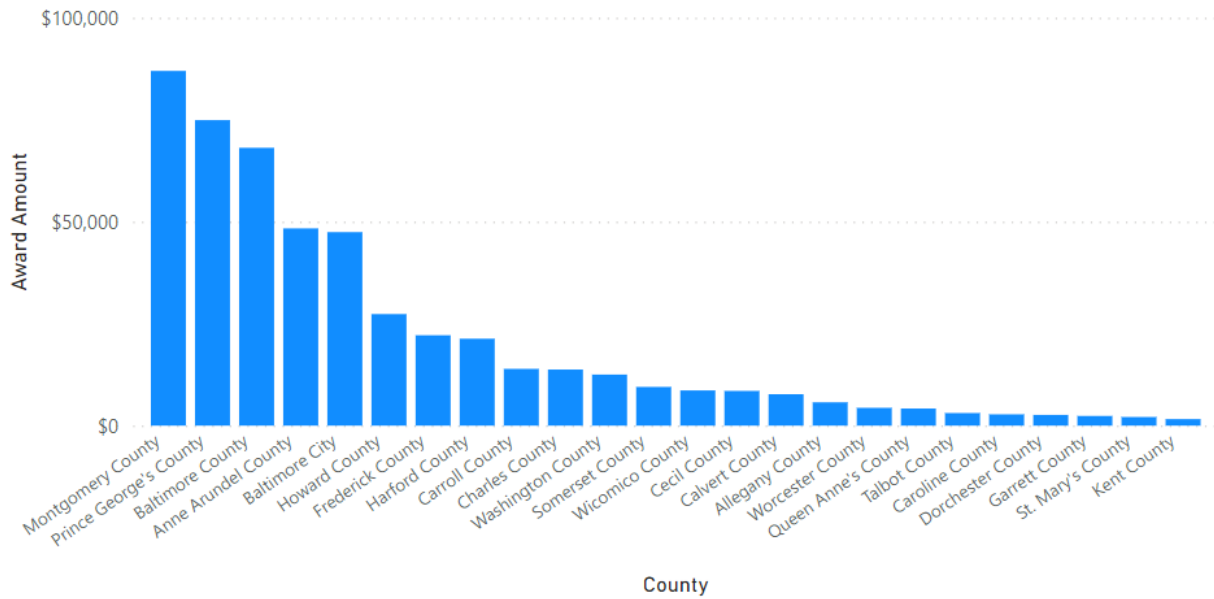
Use of Evidence

Sustainable and resilient e-commerce under COVID-19 include digitization of products and services, collaboration with e-vendors, monitoring of customer preferences, modifications to regulatory frameworks, expansion of the supply chain, development of an effective risk management system, implementation of extended payments, and integration of technologies.²⁷

Performance

Supplemental Budget #5 allocated \$5,000,000 to small businesses for this project. SLFRF made up 10% of each jurisdiction’s allocation. The funding formula was simply the percentage of the state’s population that lives in the jurisdiction, divided by the \$5 million budget.

Award Amount by County



²⁷ National Institutes of Health, National Library of Medicine; retrieved 11/1/23 from <https://www.ncbi.nlm.nih.gov/pmc/articles/PMC9899112/>

2F – Housing Relief

Project ID	2F
Project Name	Housing Relief
Subprojects	4
Budget	\$121,000,000
Expenditures	\$121,000,000
Status	Completed
Expenditure Category	2.2 - Assistance to Households: Household Assistance: Rent, Mortgage, and Utility Aid

Financial Summary

ID	Subproject Name	Budget	Expenditures	Status
2F.1	Utility Assistance to Limited Income Customers (HB606 of 2021)	\$20,000,000	\$20,000,000	Completed
2F.2	Emergency Assistance for Late Utility Bills (PC53)	\$83,000,000	\$83,000,000	Completed
2F.3	Recovery Now - Department of Housing and Community Development - 30-Day Emergency Housing Grants	\$15,000,000	\$15,000,000	Completed
2F.4	Recovery Now - Department of Legislative Services through the Administrative Office of the Courts - Maryland Legal Services Corporation Grant	\$3,000,000	\$3,000,000	Completed

Project Description

This project provides financial relief to Marylanders in-need through utilities assistance, emergency housing grants for people experiencing homelessness, and legal counseling services.

2F.1 - Utility Assistance to Limited Income Customers (Fund HB606 of 2021)

ID	Subproject Name	Budget	Expenditures	Status
2F.1	Utility Assistance to Limited Income Customers (HB606 of 2021)	\$20,000,000	\$20,000,000	Completed

This subproject expanded the electric universal service program to provide \$20,000,000 in debt relief to disadvantaged Marylanders. Utility companies were authorized to establish a limited-income mechanism, such as a credit, rate, or rider. Eligible limited-income customers are defined as those with annual incomes at or below 175% of the federal poverty line (200% for those 67 years or older).

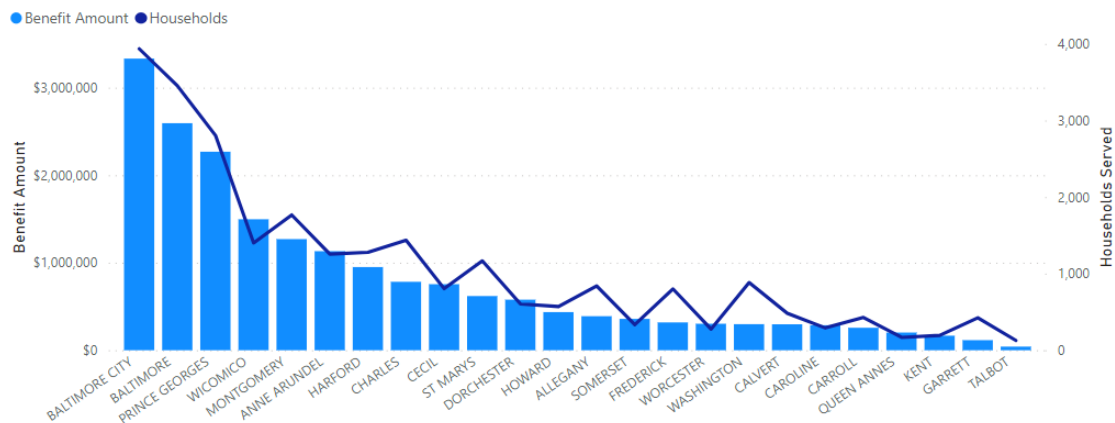
“Energy burden” reflects the disproportionate use of financial resources for low-income households on energy costs. Compared to middle- and upper-income households that spend 5 percent or less of their total household income on energy, low-income households spend 10 percent or more of their income on energy expenses. The burden is even greater among the very poor, who are likely to spend upwards of 20 percent on energy purchases.”²⁸

Use of Evidence

The Results First Clearinghouse describes LIHEAP as having Insufficient Evidence²⁹ as a standalone program, but describes promising results when LIHEAP is used at key times or with stronger designs as was the case in Maryland to support low-income households. The U.S. Department of Health and Human Services, Administration of Children and Families reconfirms this and offers the [Federal LIHEAP Clearinghouse](https://www.acluhhs.gov/federal-liheap-clearinghouse) to identify more specific evidence of promising and best practices.

Performance

HB606 Arrearages Reduction COVID- 19 Supplemental by County



²⁸ <https://www.ncbi.nlm.nih.gov/pmc/articles/PMC4819257/>

²⁹ Results First Clearinghouse; retrieved 11/1/23 from <https://www.countyhealthrankings.org/take-action-to-improve-health/what-works-for-health/strategies/low-income-home-energy-assistance-program-liheap>

2F.2 - Emergency Assistance for Late Utility Bills (PC53)

ID	Subproject Name	Budget	Expenditures	Status
2F.2	Emergency Assistance for Late Utility Bills (PC53)	\$83,000,000	\$83,000,000	Completed

This SLFRF project provided emergency assistance to gas and electric utilities providers to reduce customer arrearages (late bills). The [Maryland Public Service Commission \(PSC\) led this project](#) as a one-time funding mechanism. Grants across three defined categories were provided with the goal of reducing or eliminating residential customer bill arrearages, with a focus on people in-need.

Project Activities

Maryland utilities reported that thousands of residential customers fell behind on their bills for electric and gas service during the pandemic. The Maryland General Assembly targeted \$83 million to alleviate a portion of the \$276 million owed by utility customers, many of whom faced significant hardship from loss of employment or reduced hours and income. Utility arrearages grew 123.5% between October 2019 to October 2020. The PSC issued Order No. 89856 directing the funding distribution and requirements for reporting. Only residential customer accounts with arrearages that accumulated before June 30, 2021 were eligible. Grants were applied to amounts owed by customers in the following order:

Category 1	Category 2	Category 3
Customers who received prior energy assistance from the Department of Human Services, Office of Home Energy Programs (OHEP) within the last four years.	Customers with special medical needs certificates on file with their utility for a medical condition that requires electricity for maintaining health.	Customers with the oldest arrearages (late bills).
100% retired - \$56 million	100% retired - \$3 million	~10% retired - \$24 million

Customers did not need to take any action to receive the funding, funds appeared as bill credits from July through September of 2021.

The order directed electric and gas utilities to communicate with customers regarding the application of SLFRF to their past-due bills. The utilities were directed to include messaging to inform customers of their options for energy assistance, including Office of Home Energy Programs (OHEP) and utility payment plans. Utilities were also directed to include a letter stating the Maryland Office of People’s Counsel and the Maryland Fuel Fund could help customers seeking assistance.

Community Engagement

A three-day Public Conference (PC 53) was held to engage stakeholders. A press release on July 8, 2021 announced the PC 53 proceedings, including social media posts and notices issued by the executive secretary. All parties were given time at the virtual hearing to provide comments and recommendations on best practices for how arrearage forgiveness should be distributed. In addition, the statutory parties (Technical Staff and OPC) both have mandates to represent broad residential interests and ensure that while any individual may not have sufficient resources to participate in the Commission's process the collective interests are still presented. Following the Public Conference, the Chairman and Commissioners drafted the Order for release on June 15, 2021 and immediate dispersal of the funding. Two subsequent press releases on August 31st and September 22nd explained the outcomes of the public conference and debt relief dispersal.

Timeline

Utility data collection took place from April through May 2021, grants were awarded in June 2021, and bill credits were dispersed from July through September 2021.

Primary Delivery Mechanisms and Partners

The grants were provided to twenty (20) utility providers across all jurisdictions. Partners include the Office of Home Energy Programs (OHEP) and the Maryland Office of People's Counsel.

Intended Outcomes

- Debt relief to support economically disadvantaged Marylanders
- Lower the statewide arrearage balances reported by utility companies

Use of Evidence

“Energy burden” reflects the disproportionate allocation of financial resources among low-income households on energy expenditures. Compared to middle- and upper-income households that spend 5% or less of their total household income on energy purchases, low-income households spend 10% or more of their income on energy expenses. The burden is even greater among the very poor, who are likely to spend upwards of 20% on energy purchases.³⁰ These statistics serve as evidence to the legitimacy of the three categories outlined in the order.

Performance

Overall, the [2021 Maryland Public Service Commission Annual Report](#) describes statewide arrearages have dropped back to approximate pre-pandemic levels for most utilities.

³⁰ <https://www.ncbi.nlm.nih.gov/pmc/articles/PMC4819257/>

State of Maryland

Measures

1. Grants to utilities, listed by utility
2. Number of customers provided funding
3. Average amount of funding per customer
4. RELIEF funding distributed by Category
5. Customers and funding distributed by County

Grants Distributed to Utilities

Utility	Total Received
A&N Electric Cooperative	\$912
Town of Berlin	\$27,255
Baltimore Gas and Electric Company	\$49,715,595
Chesapeake Utilities Corporation	\$155,471
Choptank Electric Cooperative Inc.	\$281,556
Columbia Gas of Maryland, Inc.	\$803,026
Delmarva Power & Light Company	\$7,967,715
The Easton Utilities Commission	\$60,898
Elkton Gas Company	\$70,664
Hagerstown Light Department	\$200,498
Potomac Electric Power Company	\$12,492,356
The Potomac Edison Company	\$4,025,369
Sandpiper Energy Inc.	\$35,824
Southern Maryland Electric Cooperative, Inc.	\$1,388,687
Somerset Rural Electric Cooperative Inc.	\$3,184
Thompson Distribution Partners, LLC	\$9,303
Thurmont Municipal Light Company	\$24,064
UGI Utilities, Inc.	\$1,544
Washington Gas Light Company	\$5,725,169
Williamsport Municipal Light Plant	\$10,911
Total	\$83,000,000

State of Maryland

Funds Distributed by Category

	Category 1		Category 2		Category 3		Totals by Utility	
	Customers	\$/Cust.	Customers	\$/Cust.	Customers	\$/Cust.	Customers	\$/Cust.
BGE	38,297	\$973	824	\$1,462	39,710	\$261	78,831	\$619
Pepco	7,850	\$1,015	184	\$916	20,954	\$208	28,988	\$431
Delmarva	6,724	\$1,157	146	\$873	3,895	\$16	10,765	\$740
Potomac Edison	5,299	\$505	1,580	\$633	25,648	\$13	32,527	\$124
WGL	4,748	\$566	1,486	\$540	3,474	\$643	9,708	\$590
SMECO	1,714	\$835	27	\$643	6,843	\$3.00	8,584	\$171
Total by Category	64,632	\$842	4,247	\$845	100,524	\$191	169,402	\$475

The following table shows the count and amount of ‘customers aided by county’, and the percentage of the county population that received aid.

Electric and Gas Utilities Bill Payments (Customer Arrearages) by County

County	Amount	Customers Aided	Average Customer Amount	Total Population	Percentage of Population
Dorchester County	\$1,012,465	1,931	\$524	31,994	6.04
Baltimore City	\$23,948,430	31,103	\$770	602,274	5.16
Allegany County	\$1,773,224	3,473	\$511	71,002	4.89
Wicomico County	\$2,687,242	4,775	\$563	103,222	4.63
Cecil County	\$1,983,064	4,411	\$450	102,889	4.29
Washington County	\$1,166,128	5,488	\$212	150,575	3.64
Prince George's County	\$14,272,967	30,927	\$462	910,551	3.40
Somerset County	\$821,809	869	\$946	25,699	3.38
Charles County	\$811,911	4,891	\$166	161,448	3.03
Baltimore County	\$12,816,712	23,494	\$546	828,193	2.84
Garrett County	\$279,897	815	\$343	29,155	2.80
Kent County	\$362,301	537	\$675	19,456	2.76
Worcester County	\$730,686	1,398	\$523	51,967	2.69

State of Maryland

County	Amount	Customers Aided	Average Customer Amount	Total Population	Percentage of Population
Caroline County	\$415,582	792	\$525	33,260	2.38
Harford County	\$2,561,368	4,806	\$533	253,736	1.89
St. Mary's County	\$420,100	2,076	\$202	113,182	1.83
Calvert County	\$372,529	1,435	\$260	92,094	1.56
Anne Arundel County	\$4,643,005	8,497	\$546	575,421	1.48
Montgomery County	\$6,775,318	13,926	\$487	1,047,661	1.33
Howard County	\$2,453,553	4,126	\$595	322,407	1.28
Queen Anne's County	\$332,249	630	\$527	50,163	1.26
Frederick County	\$1,226,046	3,211	\$382	255,955	1.25
Talbot County	\$49,007	410	\$120	37,087	1.11
Carroll County	\$1,084,407	1,854	\$585	168,233	1.10
Total	\$83,000,000	155,875	\$532	6,037,624	2.59

The following table uses the percentage of the county population that received aid for this project and the demographics of the county based on the 2016-2020 5-year American Community Survey (ACS). There is a tighter correlation between the percentage of people that are living below poverty level or percent receiving Supplemental Nutrition Assistance (SNAP) that needed help with late bills versus people with a disability or over 65 years old and living alone.

Electric and Gas Utilities Bill Payments (Customer Arrearages) Compared to Demographics

County	Percentage of Population	Percentage of Families Below Poverty Level	Percent Receiving SNAP	Percent With a Disability	Percent Over 65, Living Alone
Dorchester County	6.04	10.90	21.10	17.30	14.60
Baltimore City	5.16	15.00	22.80	15.50	12.90
Allegany County	4.89	10.10	20.20	18.80	16.40
Wicomico County	4.63	8.90	16.80	12.80	11.80
Cecil County	4.29	6.40	11.90	13.70	9.90

State of Maryland

County	Percentage of Population	Percentage of Families Below Poverty Level	Percent Receiving SNAP	Percent With a Disability	Percent Over 65, Living Alone
Washington County	3.64	8.80	14.00	15.50	12.10
Prince George's County	3.40	5.60	9.30	9.70	9.70
Somerset County	3.38	15.10	24.80	16.00	12.90
Charles County	3.03	4.50	8.00	9.90	7.80
Baltimore County	2.84	6.10	9.70	11.50	13.00
Garrett County	2.80	6.10	14.00	17.60	15.00
Kent County	2.76	6.00	12.80	13.40	17.30
Worcester County	2.69	6.30	9.50	15.20	16.40
Caroline County	2.38	9.50	17.50	14.60	10.50
Harford County	1.89	4.20	7.30	10.90	9.70
St. Mary's County	1.83	6.70	10.70	11.90	7.10
Calvert County	1.56	2.90	6.00	9.90	8.80
Anne Arundel County	1.48	3.80	6.00	10.70	9.50
Montgomery County	1.33	4.40	6.40	8.50	10.10
Howard County	1.28	3.60	4.90	8.10	7.80
Queen Anne's County	1.26	3.10	7.00	10.60	10.10
Frederick County	1.25	4.40	6.90	10.30	9.30
Talbot County	1.11	5.50	9.40	15.10	17.60
Carroll County	1.10	3.00	5.60	12.00	11.10

2F.3 - Recovery Now - Department of Housing and Community Development - 30-Day Emergency Housing Grants

ID	Subproject Name	Budget	Expenditures	Status
2F.3	Recovery Now - Department of Housing and Community Development - 30-Day Emergency Housing Grants	\$15,000,000	\$15,000,000	Completed

The Maryland Department of Housing and Community Development (DHCD), Division of Neighborhood Revitalization, administers the Emergency Housing Program (EHP). The EHP was funded under the State RELIEF Act, which provided \$15 million in additional funding for up to 30 days of emergency housing to respond to the economic crisis caused by the COVID-19 pandemic. Funding was administered through direct allocations to Maryland’s 16 Continua of Care (CoCs) and Local Homeless Coalitions for the purpose of preventing, reducing, and ending homelessness within their jurisdictions, and providing emergency assistance to mitigate the economic impact of the COVID-19 crisis on vulnerable households. Specifically, they were used to assist households experiencing homelessness to be connected with emergency shelter, quickly regain stability in permanent housing and to prevent households from becoming homeless. The goals of the program include efforts to:

- Provide street outreach to connect people experiencing homelessness to shelter and essential services;
- Provide shelter as a crisis response for people experiencing homelessness;
- Reduce the number of individuals/households who become homeless;
- Shorten the length of time an individual or household is homeless;
- Reduce the number of individuals/households that return to homelessness; and
- Provide fixed or short-term rental assistance payments to people at risk of being homeless.

Project Activities

The Emergency Housing Program provides funding for the following activities:

1. Street Outreach. Engagement and case management provided to unsheltered individuals and families. Under this grant, Street Outreach Services should be billed under Administration.
2. Emergency Shelter. Emergency Shelter covers activities that connect people with immediate access to overnight shelter to respond to a crisis. Funding provided for Emergency Shelter can be used both to pay for the operations of the shelter, such as rent and utilities, as well as services provided by the shelter, including case management.

State of Maryland

3. **Hotel/Motel.** Hotel/motel covers both vouchers and master leases to secure hotel/motel rooms to de-congregate shelters. Client agreements for hotel/motels should be paid thirty days at a time.
4. **Rental Assistance.** Rental assistance designed to help people experiencing or at risk of homelessness access and remain in permanent housing. Eligible costs include Security Deposits, Current Month's Rent and Future Rent (30 days at a time), but does not include rental arrears, utilities or case management services. Rental Assistance should be targeted to households experiencing or at-risk of homelessness, but not limited to the HUD definitions of homelessness.
5. **Housing Stability (Rapid Rehousing and Homelessness Prevention) Services.** Housing stability services that enable eligible households to maintain or obtain housing, such as housing counseling, fair housing counseling, case management related to housing stability, outreach to households at risk of eviction or promotion of housing support programs, housing related services for survivors of domestic abuse or human trafficking, and specialized services for individuals with disabilities or seniors that support their ability to access or maintain housing," as well as "legal aid such as legal services or attorney's fees related to eviction proceedings and maintaining housing stability, court-based eviction prevention or eviction diversion programs, and other legal services that help households maintain or obtain housing.
6. **Administrative Expenses (including Outreach and Emergency Shelter services).** Administrative funding can be used to help cover salaries of agency employees that perform necessary activities for street outreach, Emergency Shelter as well as financial reporting, processing rental applications, and managing data collection and reporting through an HMIS database.

Equity-Related Activities

Maryland DHCD used a funding formula, which included each community's share of rental units as the baseline (rather than total population), and then weighted the funding allocations using the Urban Institute's Eviction Risk Average Percentile Score, which assigns an "equity percentile" or score to every census tract. The percentile represents that area's prevalence of risk factors for eviction and becoming homeless relative to other areas within the state. For example, tenants in a county with an average equity percentile of 50% have a higher risk of eviction than 50% of other counties in the state. Those tenants are more than twice as likely to experience eviction / homelessness than tenants in a county with an average equity percentile of 25%. The data used to create percentiles/scores considers housing instability risk factors, COVID19 impact, and equity.

In addition to using an equity weighted funding formula, Emergency Housing Program funds are targeted to serve clients experiencing, or at risk of homelessness. Clients were required to meet the following criteria:

- At or below 50% AMI, and currently behind on rent; OR
- Currently experiencing homelessness as defined as lacking a fixed, regular, and adequate nighttime residence.

Community Engagement Related Activities

All funding was distributed through local Continuum of Care or Local Homeless Coalitions, which are the local coordinating bodies for homeless services in each jurisdiction. CoC and LHC Executive Boards include members from local homeless service providers, government representatives and individuals with lived experience.

Timeline

The original contract period for EHP funds was March 1, 2021 to June 30, 2022, although several contracts have been extended through June 30, 2026. Communities are under tight expenditure deadlines for several COVID relief funds, and the additional time allows them to target and ensure continuity of services for the most vulnerable community members more effectively.

Primary Delivery Mechanisms and Partners

Funding is distributed to the lead agency for the Continuum of Care in each jurisdiction, and sub granted to local service providers.

Funding Distribution and Project Numbers Served by Jurisdiction

Jurisdiction	Total Allocation	Percent of DHCD Award	# Providers	Estimated Number Served
Allegany County	\$151,112	1%	4	541
Anne Arundel County	\$1,017,157	7%	4	790
Baltimore City	\$2,599,077	17%	5	1,251
Baltimore County	\$2,199,967	15%	1	241
Carroll County	\$189,968	1%	2	400
Cecil County	\$185,113	1%	2	50
Frederick County	\$409,516	3%	4	100
Garrett County	\$75,150	0.5%	2	40
Harford County	\$381,235	3%	2	200
Howard County	\$635,289	4%	2	85
Lower Shore (Somerset, Wicomico, and Worcester)	\$699,484	5%	4	355
Mid-Shore (Talbot, Kent, Queen Anne's, Dorchester, Caroline)	\$418,730	3%	11	315
Montgomery County	\$2,655,260	18%	7	818
Prince George's County	\$2,417,323	16%	5	315
Southern Maryland (St. Mary's Charles, Calvert)	\$544,620	4%	10	554
Washington County	\$420,999	3%	4	360
Total	\$15,000,000		69	6375

Intended Outcomes

The Emergency Housing Program funds are intended to achieve the following intended outcomes:

- Reduce the number of individuals/households who become homeless;
- Shorten the length of time an individual or household is homeless;
- Reduce the number of individuals/households that return to homelessness; and
- Provide Emergency Short-Term shelter and hotel/motel stays for individuals and households experiencing homelessness.

Use of Evidence

All EHP-funded programs are required to use a Housing First approach to providing homeless services. The [Results First Clearinghouse](#) indicates Housing First had a positive impact based on the most rigorous evidence:

Housing First programs address chronic homelessness by providing rapid access to permanent housing, without a precondition of treatment, along with ongoing support services such as crisis intervention, needs assessment, and case management. A form of permanent supportive housing, the program usually serves individuals who are chronically homeless and have persistent mental illness or problems with substance abuse and addiction. Clients can be placed in apartments throughout a community or a centralized housing location with on-site support for those requiring more intensive services; clients receive housing regardless of substance use.³¹

Performance

All providers receiving EHP funding are required to input client demographic data and outcomes in their local Homeless Management Information System (HMIS). EHP contracts run through June 2026, and HMIS data in the Maryland State Homelessness Data Warehouse runs through March 30, 2023. This data is used to monitor program quality for providers, and to evaluate system wide performance for each jurisdiction's homeless service system. The total clients and households served by service type are listed below.

Service Type	Total Clients Served	Total Households served
Emergency Shelter	1540	1161
Rapid Rehousing	229	88
Homelessness Prevention	35	13
Total	1804	1262

³¹<https://www.pewtrusts.org/en/research-and-analysis/data-visualizations/2015/results-first-clearinghouse-database>

State of Maryland

Demographics

Racial Demographics	# Clients Served	Percent
White	502	27.83%
Black/African American	955	52.94%
Asian or Asian American	8	.44%
American Indian, Alaska Native or Indigenous	17	.94%
Native Hawaiian or Pacific Islander	12	.67%
Multiple Races	79	4.38%
Client Refused/Data Not Included	231	12.8%
Ethnicity	# Clients Served	Percent
Hispanic/Latin	73	4.05%
Non-Hispanic/Latin	1490	82.59%
Not specified	241	13.36%

2F.4 - Recovery Now - Department of Legislative Services through the Administrative Office of the Courts - Maryland Legal Services Corporation Grant

ID	Subproject Name	Budget	Expenditures	Status
2F.4	Recovery Now - Department of Legislative Services through the Administrative Office of the Courts - Maryland Legal Services Corporation Grant	\$3,000,000	\$3,000,000	Completed

The Administrative Office of the Courts provided a grant to Maryland Legal Services Corporation to pay for legal assistance for individuals facing eviction. The health and economic emergencies caused by the COVID-19 pandemic have both exacerbated existing civil legal problems and created new ones. Issues related to eviction have become even more complicated and having an experienced advocate can make a tremendous difference for a low-income Marylander who, if not for civil legal aid, would be forced to navigate the legal system alone.

The vital work of legal services organizations ensures all Marylanders – not just those with the ability to pay for legal assistance – get the help they need to stay housed. All MLSC funds are used to serve households at or below 50% of Maryland median income, which includes at least 1.3 million Marylanders.

Project Activities

MLSC made subgrants to eight (8) civil legal aid organizations to provide eviction prevention legal services for low-income Marylanders. The subgrantees make use of both staffed legal services programs and the engagement of the private bar to provide pro bono and low bono service.

Civil legal aid organizations provide a variety of services, including offering self-help resources, assisting with rental assistance applications and proper documentation, negotiating with administrative units and landlords, and providing an attorney for full representation in court.

Legal aid attorneys working with current MLSC grantees have helped clients achieve a range of outcomes in their cases, including avoiding eviction, delaying eviction so the tenant has additional time to move, avoiding a loss of a housing subsidy, and enforcing a tenant’s rights under a lease and more.

Equity Related Activities

MLSC’s project data to-date reflects the fact that evictions disproportionately impact women and renters of color. Of the 2,580 closed cases from July 1, 2021 through March 31, 2022, 86% were for clients of color and 70% for women.

Community Engagement Related Activities

MLSC's nonprofit subgrantees have expertise regarding models that work best in each of Maryland's jurisdictions and tailor their services accordingly. These organizations are well-established and trusted members of their local communities, with the backing and collaboration of a statewide delivery system. They also partner with community-based organizations to provide workshops, staff community events, and provide general information on how to access legal services.

MLSC's grants were also awarded with access for specific communities in mind. For example, subgrantee CASA serves immigrants, many of whom have limited English proficiency, and Disability Rights Maryland serves individuals with disabilities. Many sub-grantees collect feedback from clients, but due to the hard-to-reach nature of the population served, it is difficult to maintain contact after cases are closed.

Timeline

MLSC received \$3 million in funding on March 18, 2021, and held the funds for deployment beginning July 1, 2021, which allowed for consideration of eviction moratoria and pending legislation. Funds were then distributed in FY22 and FY23.

Primary Delivery Mechanisms and Partners

MLSC made subgrants to CASA, Community Legal Services of Prince George's County, Disability Rights Maryland, Homeless Persons Representation Project, Maryland Legal Aid, Mid-Shore Pro Bono, Pro Bono Resource Center and Public Justice Center. All organizations perform pre-trial intake where a staff person evaluates the case and helps to match the client with an attorney. Several grantees are also performing day-of services, where clients may not have been connected with a legal services provider prior to their hearing, but have the chance to consult an attorney to receive representation through in-court intake.

Equity Related Awareness, Access, and Distribution

The main differences in level of access are related to geography. Subgrantees are currently offering day-of-court services in Baltimore City, Anne Arundel, Baltimore, Caroline, Dorchester, Kent and Prince George's counties. Due to space limitations, staffing constraints or other issues, in-court intake is not provided in other counties at this time. Additionally, clients with limited English proficiency and limited internet access face additional barriers in learning about services. Both MLSC grantees and the Maryland Courts have attempted to address these issues through translation services and in-person outreach.

Intended Outcomes

- Stable housing for Maryland families
- Reduce the number of Marylanders experiencing homelessness
- Mitigate/reduce the eviction of rental tenants

Equity Related Outcomes

As evictions disproportionately impact tenants of color, all intended outcomes increase equity. While services are statewide, funding was concentrated in areas with high percentages of low-income tenants, for example in Baltimore City. Some funding was also reserved to target traditionally marginalized communities, including immigrants, people with disabilities, tenants in public housing, and with housing vouchers.

Use of Evidence

Evictions disproportionately affect women and renters of color. A report by Tim Thomas of the University of California at Berkeley showed that the number of Black women evicted is 3.9 times higher than the number of white men evicted in Baltimore City.³²

However, legal representation can help address this disparity, as a study by Stout Risius Ross LLC found that attorneys are successful in preventing disruptive displacement of Baltimore renters in 92% of the eviction cases they are involved in.³³

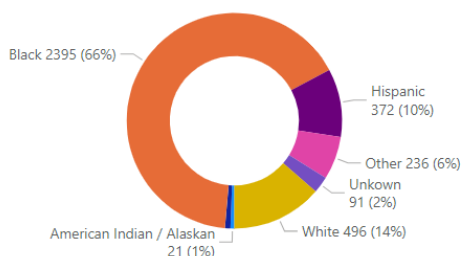
The Results First Clearinghouse for Legal Support for Tenants in Eviction Proceedings indicates a positive impact based on high-quality evidence.³⁴

Performance

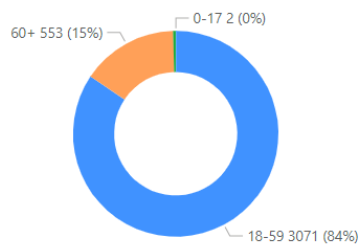
3641

Customers Served

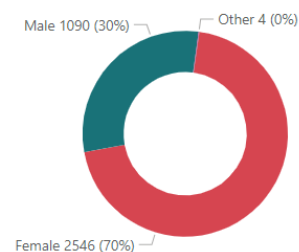
Customers by Race / Ethnicity



Customers by Age



Customers by Gender



Note: All household income is at or below 50% of Maryland median income.

³² <https://evictions.study/maryland/report/baltimore.html>

³³ <https://bmorerentersunited.org/rtc/stoutreport/>

³⁴ Results First Clearinghouse; retrieval requires users need to do a keyword search for "eviction" or "legal support for tenants in eviction proceedings." <https://evidence2impact.psu.edu/what-we-do/research-translation-platform/results-first-resources/clearing-house-database/?donotcountlinkedprograms=true>

2G – Non-Profit Assistance

Project ID	2G
Project Name	Non-Profit Assistance
Subprojects	5
Budget	\$46,870,041
Expenditures	\$46,870,041
Status	Completed
Expenditure Category	2.34 - Assistance to Nonprofits: Assistance to Impacted Nonprofit Organizations (Impacted or Disproportionately Impacted)

Financial Summary

ID	Subproject Name	Budget	Expenditures	Status
2G.1	Recovery Now - Department of Commerce - Arts Council	\$4,997,000	\$4,997,000	Completed
2G.2	Recovery Now - Department of Housing and Community Development - Non-Profit Assistance Grants	\$20,000,000	\$20,000,000	Completed
2G.3	Recovery Now - Department of Human Services - Food Bank Grants	\$10,000,000	\$10,000,000	Completed
2G.4	Recovery Now - Maryland Department of Emergency Management - Volunteer Fire Department and Rescue Squad Grants	\$4,000,000	\$4,000,000	Completed
2G.5	Residential Treatment Centers	\$7,873,041	\$7,873,041	Completed

Project Description

Nonprofit organizations were impacted in various ways by the pandemic. Food banks and community organizations experienced increased demand for their services, resulting in an increased financial burden. Artists and related organizations faced limited opportunity to cultivate donors or revenue streams due to closures and distancing requirements. This project provided grants to certain non-profit organizations to mitigate financial impacts.

2G.1 - Recovery Now - Department of Commerce - Arts Council

ID	Subproject Name	Budget	Expenditures	Status
2G.1	Recovery Now - Department of Commerce - Arts Council	\$4,997,000	\$4,997,000	Completed

[The Maryland State Arts Council](#) provided 838 emergency grants to artists, art districts, and art organizations. The grants were distributed with priority for organizations that had not received prior COVID-19 relief funding from the Council or that did not qualify for funding under other Council programs. The grants were distributed as follows:

- \$535,813 awarded to arts organizations who had not received previous MSAC funding, in alignment with the legislation for this funding, across 34 grants in 10 counties;
- \$1,974,000 awarded to independent artists across 658 grants in 23 counties; and
- \$2,487,187 awarded to arts organizations, county arts agencies, and arts & entertainment districts across 146 grants in 20 counties.
- [Allocation of grants by zip code.](#)

Timeline

3/5/21	3/24/21	mid-April 2021	4/26- 4/30/21	5/3/21
MSAC released an application for grant funding with a deadline of 4/1/21	The application review began, prioritizing the review of individual artists	Internal reviews were completed	Staff sent award notifications with instructions to sign and return grant agreement forms	MSAC staff began to countersign grant agreements and process payments

Community Engagement

The Maryland State Art Council’s strategic plan includes a goal to broaden its constituency, providing avenues designed to increase pathways to engagement. Objectives include:

- In alignment with our equity, diversity, and inclusion plan, proactively communicate and connect with communities and artists not fully served.
- Increase MSAC’s presence across the state, promoting and providing more direct access to MSAC resources and personnel
- Create platforms and leverage relationships to grow learning and sharing opportunities within and beyond the sector.

MSAC documents its progress in its [Strategic Plan Implementation Evidence Scorecard](#).

Performance

“The emergency funds that the Maryland State Arts Council offered helped to sustain me as an artist living in the rural mountains of Western Maryland. While many of my other writing friends across the country temporarily abandoned their craft to seek outside employment to meet their financial needs, the State of Maryland stepped up and took care of its artists, like me. For that, I am forever grateful. With the monies from the MSAC Emergency Grant, I could cover my monthly expenses and still continue to focus on my writing.” - *Alfred Tyrone DeMartino, writer*

“Without the support of MSAC, Spotlighters would have ended our existence in our 58th year. Your support kept Spotlighters an active participant in the Baltimore Theatre community and prepared to re-open with a strong organizational system.” -Spotlighters

“Our organization was close to having to suspend all arts activities until further notice when we were awarded funds from the Maryland State Arts Council. The funds provided helped us continue our programming and has helped our doors stay open. Moving forward in 2021 we are able to host our normally scheduled productions, classes, and summer programs for students in grades 1-12 and will present 5 community theatre productions that are open to the public. Funding has truly helped us get back on track and mitigated the decline of sales and involvement from COVID-19.” - Authentic Community Theatre

Arts Council Grants Distributed by County

Jurisdiction	Awards	Amount	Average Award Amount
Allegany County	9	\$47,250	\$5,250
Anne Arundel County	103	\$561,352	\$5,450
Baltimore County	71	\$294,750	\$4,151
Baltimore City	232	\$1,498,561	\$6,459
Calvert County	3	\$9,000	\$3,000
Caroline County	2	\$11,700	\$5,850
Carroll County	6	\$18,000	\$3,000
Cecil County	3	\$9,000	\$3,000
Charles County	8	\$82,200	\$10,275
Dorchester County	2	\$8,325	\$4,163
Frederick County	28	\$155,622	\$5,558
Garrett County	2	\$22,862	\$11,431

State of Maryland

Jurisdiction	Awards	Amount	Average Award Amount
Harford County	21	\$84,768	\$4,037
Howard County	32	\$150,005	\$4,688
Kent County	12	\$113,547	\$9,462
Montgomery County	131	\$1,093,559	\$8,348
Prince George's County	124	\$532,839	\$4,297
Queen Anne's County	7	\$67,022	\$9,575
Saint Mary's County	5	\$18,375	\$3,675
Somerset County	3	\$13,500	\$4,500
Talbot County	8	\$46,013	\$5,752
Washington County	13	\$44,375	\$3,413
Wicomico County	8	\$62,250	\$7,781
Worcester County	5	\$52,125	\$10,425
Total	838	\$4,997,000	\$5,963

2G.2 - Recovery Now - Department of Housing and Community Development - Non-Profit Assistance Grants

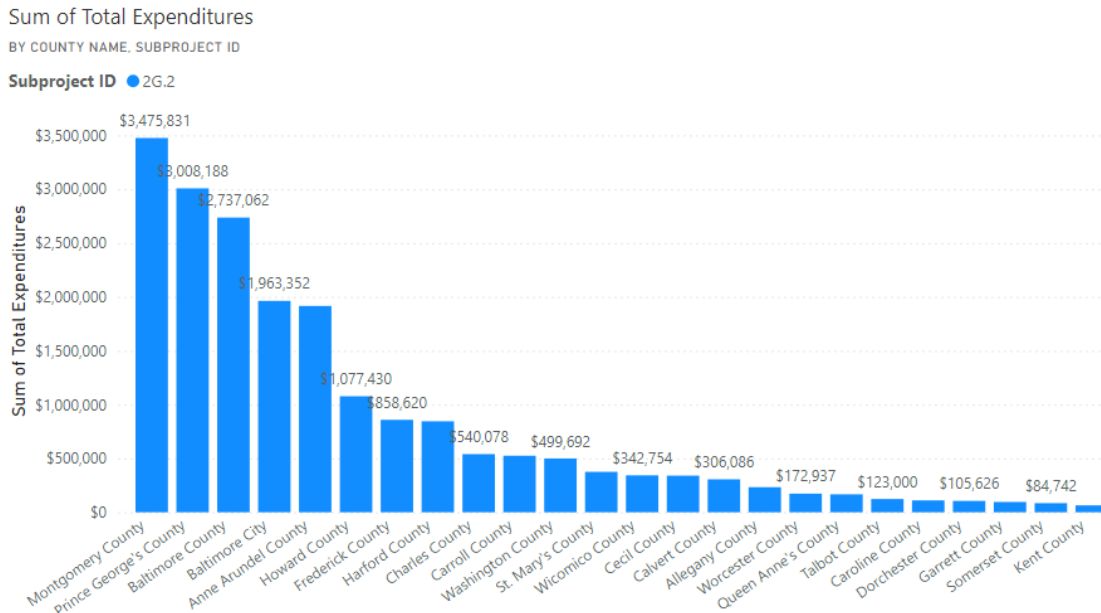
ID	Subproject Name	Budget	Expenditures	Status
2G.2	Recovery Now - Department of Housing and Community Development - Non-Profit Assistance Grants	\$20,000,000	\$20,000,000	Completed

The Department of Housing and Community Development (DHCD) distributed funding to local governments to provide grants to nonprofits that demonstrated need, with priority given to organizations that had not already received assistance through Maryland’s Nonprofit Recovery Initiative. Funds were distributed to local governments in April 2021 and the grants were awarded to nonprofits by September 30, 2021.

Use of Evidence

The Center for Effective Philanthropy published the report, Preserving Through Crisis: The State of Nonprofits, in June 2021. The report stated that most nonprofits leaders reported a decline in revenue in 2020 compared to prior years and at the same time “half of nonprofit leaders say demand for their programs and services increased, and 39 percent say their costs increased.”³⁵

Performance



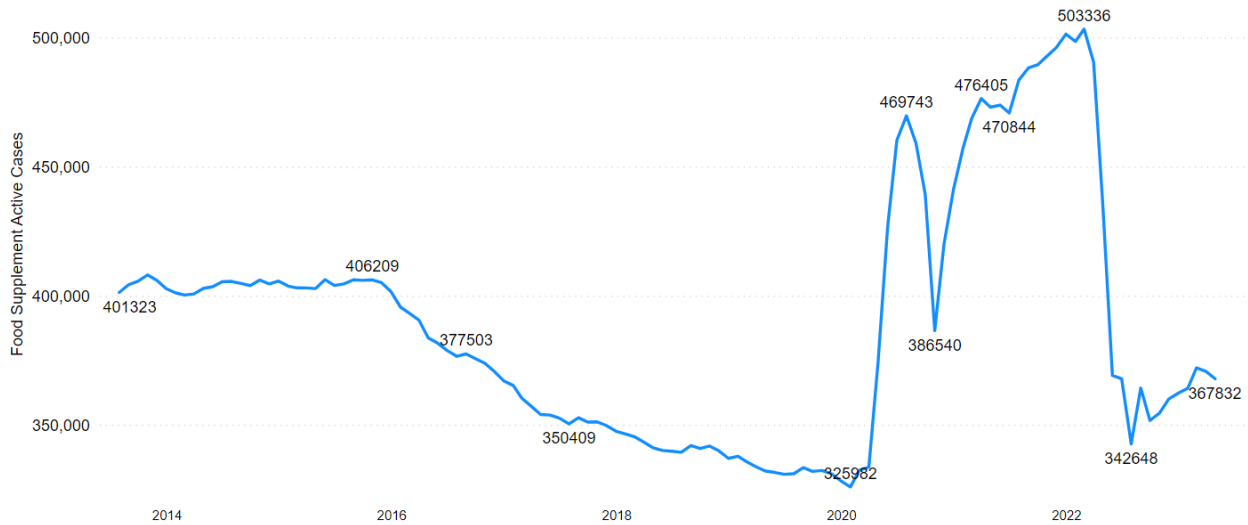
³⁵ https://cep.org/wp-content/uploads/2021/06/CEP_Persevering-through-Crisis_2021.pdf

2G.3 - Recovery Now - Department of Human Services - Food Bank Grants

ID	Subproject Name	Budget	Expenditures	Status
2G.3	Recovery Now - Department of Human Services - Food Bank Grants	\$10,000,000	\$10,000,000	Completed

Marylanders experiencing low to very low food security increased during the pandemic state of emergency. The Supplemental Nutrition Assistance Program (SNAP) caseload increased by 25%. While stimulus payments offered temporary relief to low-income Marylanders, through the end of June 2021, demand for SNAP remained elevated. The following chart illustrates Maryland’s Food Supplement cases from July 2013 to April 2023.

Food Supplement Caseloads by Date



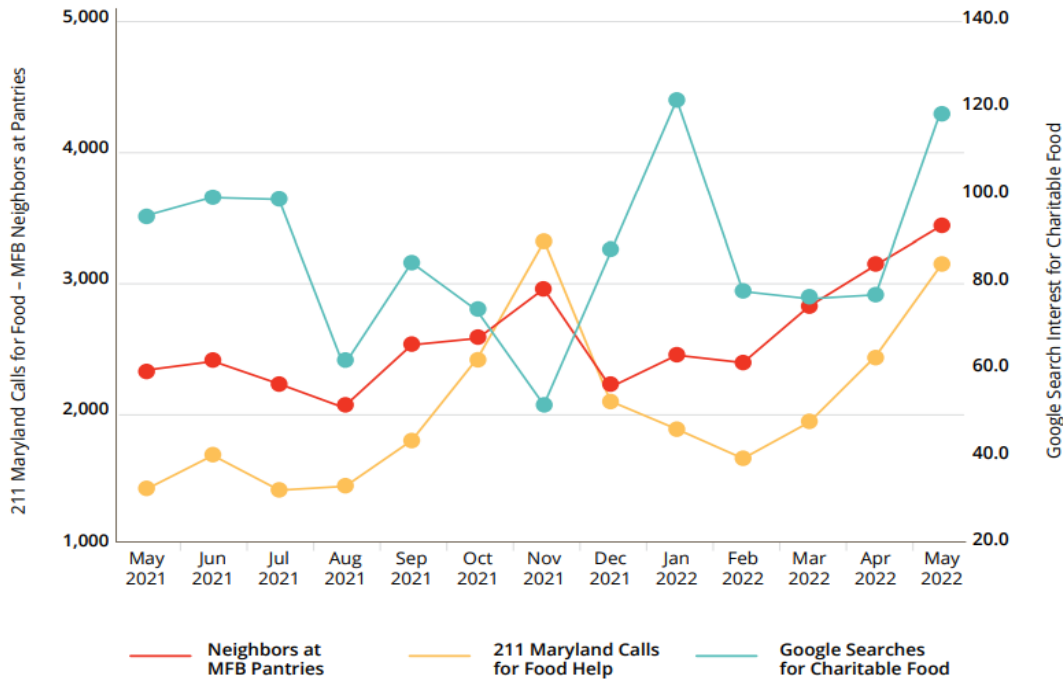
To further support food security, this SLFRF project provided \$3,237,776 to the [Capital Area Food Bank \(CAFB\)](#) and \$6,762,224 to the [Maryland Food Bank \(MFB\)](#). The CAFB delivers food to nonprofit food assistance partners, or in some cases through direct distribution to the community, in Prince George’s and Montgomery Counties. The MFB services all other parts of Maryland. MFB works with a network of community and organizational partners including food pantries, soup kitchens, shelters, and faith-based organizations that serve food-insecure Marylanders.

State of Maryland

The Maryland Food Bank supports roughly 322 partners statewide that collectively provide nearly 1,450 distribution points with much-needed food for their local communities.

In the winter of 2021, a Maryland Food Bank survey found 33% of respondents have been affected by hunger or food insecurity themselves. From March to May 2022, people registered through the 211-Maryland helpline calling for food assistance increased by 25%.

Maryland Food Assistance Needs



MARYLAND FOOD BANK | FOOD INSECURITY IN MARYLAND

6

Use of Evidence

The United States Department of Agriculture, [Food and Nutrition Service](#) recognized food insecurity was exacerbated by the pandemic. One example of the need to address food insecurity is to ensure children are able to focus and succeed in school. According to the National Education Association, “the Food Research and Action Center (FRAC) and U.S. Centers for Disease Control and Prevention (CDC) emphasize the importance of good nutrition in children when it comes to performing well in school.”³⁶

³⁶ <https://www.nea.org/student-success/smart-just-policies/funding-public-schools/nutrition-programs>

2G.4 - Recovery Now - Maryland Department of Emergency Management - Volunteer Fire Department and Rescue Squad Grants

ID	Subproject Name	Budget	Expenditures	Status
2G.4	Recovery Now - Maryland Department of Emergency Management - Volunteer Fire Department and Rescue Squad Grants	\$4,000,000	\$4,000,000	Completed

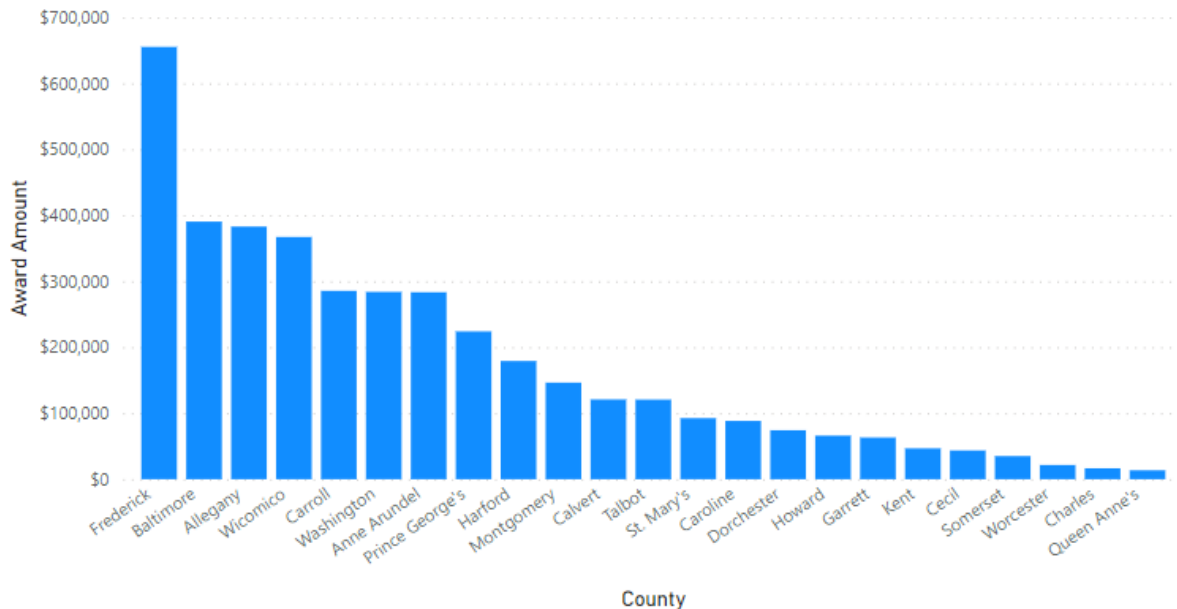
The Maryland Department of Emergency Management (MDEM) provided grants to volunteer fire departments and rescue squads that lost revenue due to COVID-19 and had not received other relief. Estimated losses reported by the applicants totaled \$11,634,867.

Timeline and Delivery Mechanism

Applications were disseminated to each county fire and rescue on March 10, 2021. The application review process ran March 28th - May 1st, 2021. Ten work group meetings were held regarding the application process. Payments to departments were coordinated by the Maryland Military Department’s Finance Office in July, 2021.

Performance

Volunteer Fire Dept and Rescue Grants by County



Link to [Allocation of grants by county and department.](#)

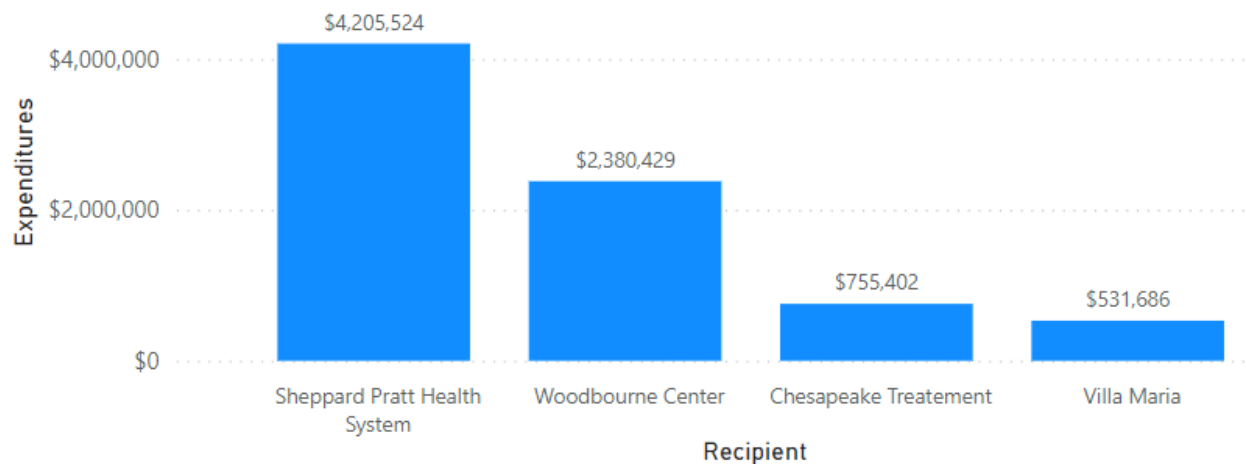
2G.5 - Residential Treatment Centers

ID	Subproject Name	Budget	Expenditures	Status
2G.5	Residential Treatment Centers	\$7,873,041	\$7,873,041	Completed

This Maryland Department of Health project issued grants to support the four (4) in-state Residential Treatment Centers to assist in covering costs due to lower occupancy rates during the pandemic. The funding is used to offset losses experienced or expenditures realized between the onset of the COVID-19 pandemic through the end of the grant period.

Residential Treatment Center provider rates are cost settled each year and are subject to an Upper Payment Limit test - meaning the payment rate cannot exceed actual costs. Financial assistance in the form of a higher Medicaid rate does not help the providers. These additional Medicaid dollars would only be collected back from the providers. This is because the Upper Payment Limit Test does not allow the spread of costs to only occupied beds. The state utilized SLFRF so that it would not factor into the Upper Payment test.

Expenditures by Recipient



2H – Job Training

Project ID	2H
Project Name	Job Training
Subprojects	4
Budget	\$91,781,224
Expenditures	\$72,969,222
Status	More Than 50% Complete
Expenditure Category	2.10 - Assistance to Households: Assistance to Unemployed or Underemployed Workers (e.g., job training, subsidized employment, employment supports or incentives)

Financial Summary

ID	Subproject Name	Budget	Expenditures	Status
2H.1	Apprenticeship and Employment Training Program	\$75,000,000	\$56,196,391	More Than 50% Complete
2H.2	Recovery Now - Department of Labor - Local Workforce Development Boards	\$7,000,000	\$6,991,607	More Than 90% Complete
2H.3	Community Colleges - Maryland Higher Education Commission	\$8,580,595	\$8,580,595	Completed
2H.4	Recovery Now - Maryland Higher Education Commission - Baltimore City Community College	\$1,200,629	\$1,200,629	Completed

Project Description

This project contains 4 subprojects that all provide assistance to unemployed or underemployed workers. Its shared outcomes are to engage Maryland residents who have lost their jobs or have been otherwise negatively impacted by the pandemic with employment, training, skills development, and education opportunities.

2H.1 - Apprenticeship and Employment Training Program and 2H.2 - Recovery Now - Department of Labor - Local Workforce Development Boards

ID	Subproject Name	Budget	Expenditures	Status
2H.1	Apprenticeship and Employment Training Program	\$75,000,000	\$56,196,391	More Than 50% Complete
2H.2	Recovery Now - Department of Labor - Local Workforce Development Boards	\$7,000,000	\$6,991,607	More Than 90% Complete

These subprojects support Local Workforce Development Boards (LWDBs) to connect individuals impacted by the pandemic to new employment or transition to a new career through training, skill enhancement, apprenticeship, and related educational opportunities.

Project Activities

Anne Arundel Workforce Development Corporation as part of the Anne Arundel County Workforce Development System, collaborates with our partners to provide occupational training in both classroom settings and hybrid environments, paid internships and On-the-Job training; and essential soft skills enhancement to targeted populations. AAWDC connects opportunity seekers with the resources they need to connect to new employment or transition to a new career to increase their economic resiliency and achieve their full career potential.

[Anne Arundel County Local Workforce Development Board | AAWDC](#)

Baltimore County Department of Economic and Workforce Development uses data-driven decision making to deploy resources and build programs. As a result, the team is reimagining the use of funds to meet the targeted workforce and labor market needs of Baltimore County.

- Job Connector + is creating career pathways that will take service workers and retool their skill sets to make them competitive for employment.
- The Pipeline Program at Tradepoint Atlantic (TPA), which is home to the third highest concentration of transportation, distribution, and logistics employers in Maryland, is designed to provide a steady flow of motivated and highly skilled workers for TPA tenants. Upon completing the program, job seekers are placed into employer training programs and/or registered or non-registered apprenticeship opportunities.
- Youth Career Opportunities & Readiness Program (YouthCORPS) provides intensive year-round career readiness and awareness programming for youth who are currently served by our in-school youth contractor (BCPS), the Baltimore County Library System, the Baltimore County Department of Parks and Recreation, Baltimore County Educational Partnership, and other career education and youth service providers with a sharp focus on two sectors: healthcare and education.
- Public Health Pathways Program covers the cost of all training and associated costs for the CCBC Certified Assistant Nursing Program and the Practical Nursing Program,

including all prerequisite courses and test prep courses. Participants will receive allotments to address workforce barriers including childcare, transportation, and housing. Participants of the program will have guaranteed full-time employment at University of Maryland St. Joseph Medical Center.

- Workforce Retraining Programs combines the Job Connector+ program and the Pipeline @ TPA. The new program will include both general workforce retraining opportunities and specialized funding to retrain workers to enter the healthcare field, including funding to provide wrap-around support to improve training outcomes, complemented with tutoring and resource matching.
- The Teacher Diversity Program diversifies and expands the teaching pool in Baltimore County, providing college funding for students in underserved communities.

<https://www.baltimorecountymd.gov/departments/economic-development/>

Baltimore City (MOED, Mayor's Office of Employment Development) has developed a comprehensive economic recovery strategy with its ARPA funding. The strategy helps impacted residents to get a job, increase their skills and advance within their field, all while offering employers' access to a more skilled workforce. In summary:

- Hire Up provides immediate job placement assistance to residents through transitional employment and assists with permanent placement following the subsidized positions.
- Train Up provides occupational training that leads to an industry-recognized credential.
- Grads2Careers provides occupational training that leads to an industry credential but is focused on high school seniors not intending to immediately attend college.
- Apprenticeship is an obvious tried and true workforce strategy that provides “earn and learn” skill development opportunities to residents impacted by employers. We are in close partnership with MDOL to incentivize employers to either start a new apprenticeship or increase the size of an existing one.
- Wage subsidy for small, minority- and women- owned businesses provides a financial incentive for businesses impacted by COVID-19 to hire or rehire city residents.
- The rideshare transportation pilot, “Let’s Ride to Work,” provides transportation assistance to residents to get to and from work.

[ARPA Dashboard | Mayor's Office of Employment Development](#)

Carroll County Workforce Development Board focuses on assisting citizens negatively impacted by the pandemic to return to/enter the workforce with new or upgraded skills and occupational training, assisting employers in recruitment, retention and reskilling activities to allow continued services/production, assisting in-school youth who were negatively impacted by the shift to online learning, and offers digital literacy courses for all citizens for enhanced acclimation to the new digital skills requirements at places of employment.

- Job Fairs- CCWD has expanded job fairs utilizing Premier Virtual offering monthly hiring events with an average of 35 job seeking individuals and 23 business representatives attending each monthly hiring event.
- Accelerated On-The-Job-Training programs in Welding with Earlbeck Gases and Technologies; and CDL-A classes using Carroll Community College and North American Trade Schools.

- Paid internships for high school seniors
- Support Services through providing work tools and required items in addition to other employment and training needs. Transportation-related support services such as providing bus tickets for transportation needs and additional stipends to assist individuals with gas costs to complete training programs.

Carroll County Workforce Development

Employ Prince George's of the The Prince George's County Workforce Development

Board has taken a data driven approach to proactively impact the economic challenges experienced by county residents and businesses. Our strategy includes the following projects:

- Apprenticeship Innovation Program (AIP) - Program designed to operate as an Apprenticeship Intermediary with the goal of increasing the number of apprenticeships and enrollment for Prince George's County residents. AIP partners with the Maryland Multi-Housing Association (MMHA) to support a training program in the multi-housing industry as service team professionals. Students learn basic carpentry, electrical appliance repairs, plumbing and HVAC skills.
- COVID-19 Workforce Development Recovery Program – Program designed to engage job seekers and businesses to help them overcome negative impacts of COVID-19 through programming, including traditional workforce development programming, the Prince George's County Hourly Employee Relief Fund (HERF) and the Rapid Re-Employment Grant initiative.
- Rapid Re-Employment Grants (RREG) – The RREG initiative launched in September. By the close of June 30, 2022, EPG had disbursed 187 grants to 183 businesses, and 576 job placements of unemployed Prince George's County residents.
- EPG Youth Services – Knowledge Equals Youth Success (KEYS) Out-of-School Youth Program partnered with HOPE Project to provide IT training. The partnership has resulted in three program participants securing paid internships with TriTech Enterprise Systems in Information Technology. The interns will receive virtual training on fundamental skills for IT Helpdesk support professionals and have access to course libraries, E-books, and webinars.
- U Startups Inc. DBA University Start-Ups - Students learn the entrepreneurship mindset and 42 skills in total with coursework credits implemented through Service-learning hours added to existing courses. Courses include: English, Peer Counseling, AVID, IB/AP/AICE/Dual Enrollment Prep, and any college and career training, business elective courses, and electives for special programs.
- Can I Live, Inc. – Can I Live, Inc., is an Entrepreneurship & Small Business Management Certificate Program that provides participants with critical conceptual knowledge of entrepreneurial and small business principles.
- Local Training Provider List – 17 training programs (operated by four training providers), allow participants to enroll in programs covering information technology, social entrepreneurship, employment, entrepreneurship and small business certification, construction and real estate, healthcare, and social services, and professional/scientific and technical services.

<https://www.employpg.org/>

Frederick County Workforce Services provides training and employment services to residents of Frederick County who were economically impacted by the COVID-19 pandemic.

- Bio-health Boot Camps training was provided to address both the impacts of public health and the need for talent in that industry. Candidates selected for the Biohealth Bootcamp had to meet the economic impact criteria to fund their training. The application and selection process is a partnership among the local workforce area, Frederick Community College, and the City and County Offices of Economic Development.
- Business Education Series that focused on businesses who had workers displaced by the COVID-19 pandemic. Training was provided in creating an inclusive culture, attracting and retaining talent, social/human services, hospitality, tourism, healthcare, public health.
- Supportive Services for participants in the form of needs-related payments to participate in training, technology access, textbooks/exam fees and transportation assistance.

[Frederick County Workforce Services](#)

Howard County Workforce Development Center has supported workforce development initiatives serving individuals with disabilities, returning citizens, transitioning military, veterans and spouses, supporting apprenticeships, and healthcare training focused on the Asian population, and those seeking workforce development training certification at HCC. In general, we have used funds to support training which is not on the ETPL but provides a good income upon completion and fills talent shortages. We are supporting impacted industries and using funds to increase the talent pool.

[Workforce Development | Howard County](#)

Susquehanna Workforce Network, Inc. (SWN) provides employment and training services, including apprenticeships, to assist regional residents and businesses who were negatively impacted by the COVID-19 and have experienced a loss of economic and employment opportunities. Eligible residents have included unemployed, underemployed area residents who dropped out of the labor force, youth 16 – 24 and adults who engaged in virtual or hybrid learning, members of low- and moderate-income households, residents that live in an area of concentrated poverty, and essential workers. SWN is targeting Leisure & Hospitality, Construction, Education & Health Services, Professional & Business Services, Manufacturing, Mining & Logging, Information, Financial Services, Trade, Transportation & Utilities.

<https://www.swnetwork.org/>

Tri County Council of Lower Eastern Shore Workforce Alliances prioritizes training-to-work programs that address the need for upskilling job seekers or new and incumbent employees. These programs seek to provide relief to industries suffering from the labor gap created by the COVID-19 pandemic. Additionally, all projects aim to improve the career trajectories of their participants while easing the negative impact of the pandemic. Examples include:

- MAC's Caregiver Advantage Workforce Development Program (CAWDP): This program proposes to address the shortage of trained entry-level caregivers and the rise in staffing shortages among in-home and congregate care facilities. MAC will provide four six-week

training cycles with experiential job shadowing for a minimum of 10 persons per cycle totaling a minimum of 40 individuals annually. Participants would further be supported with job placement and coaching for six months following the completion of the six-week course.

- TidalHealth Nursing Assistant Training Program: This project helps workers acquire medical training without incurring a loss of income traditionally associated with existing programs in the area. The on-the-job training program offers to upskill new and incumbent workers to address both the labor shortages in the healthcare industry and the financial pressures that workers have been experiencing. Students will have the opportunity to obtain Certification as a Nursing Assistant (CNA) and Geriatric Nursing Assistant (GNA), which is coordinated and approved by the Omnibus Budget Reconciliation Act of 1987 and the Maryland Board of Nursing
- Vehicles for Change (VFC) — Full Circle Auto Mechanic Training and Placement Program: The VFC program will train individuals, many who have been recently released from prison, with multiple barriers to employment to become auto mechanics.
- Wor-Wic Community College — Basic Computer Skills Assessment and Training Program: This program provides assistance to community members looking to upgrade their computer skills, making them more competitive in the job market. The college provides self-paced computer skills training related to employment and/or further occupational training programs to clients referred by any American Job Center partner. The program includes basic skills in Windows, Microsoft Word, Microsoft Excel and Microsoft PowerPoint, working with databases and internet exploration, basic computer literacy assessments, keyboarding training and resume assistance.
- Wor-Wic Community College — Continuing Education Workforce Development expansion to develop and offer new courses, provide scholarships to help train entry-level and incumbent workers, and create a Skilled Trades Coordinator and Skilled Trades Associate position. The focus will be to create a ready and proficient workforce for careers in Electrical, HVAC, Manufacturing, Plumbing, Water and Wastewater Treatment, Welding, and Metal Fabrication.

<https://tcclesmd.org/>

Tri County Council of Southern Maryland has focused objectives on helping businesses with incumbent worker training needs and individuals who have experienced a negative economic impact due to COVID-19 through training and employment efforts. Our region has served many low-income, underemployed, and unemployed individuals from all walks of life.

- Fundamentals of Construction course is designed in partnership with a local construction business association to train incumbent and new job seekers in construction.
- IT Training through a partnership with ASM Education Center allows participants to acquire certifications in IT cybersecurity.
- Support Services are provided for participants enrolled in skills training programs.
- Business Support programs for businesses experiencing negative economic impacts by offering funds, and employee training.

<https://tccsmd.org/workforce-development/>

Upper Shore Workforce Investment Board provides support to community colleges, economic development groups, community groups, and local government by engaging our Local Workforce Development Board (LWDB) to engage individuals impacted by the COVID-19 pandemic, and to connect them to new employment or transition them to a new career through training, skill enhancement, or educational opportunities.

- CDL Training and Transportation Careers programs are being tailored to the job seekers who lost employment from the Hospitality/Tourism Industry and are seeking new career pathways.
- The Healthcare Sector in Upper Shore is being offered support by pursuing new registered apprenticeship programs and scholarships for classroom training with the focus on mental health providers. These groups are helping underserved populations that are in real need of mental health services.
- Neighborhood service partnership programs offer scholarships for their clients, including older youth, with significant barriers to employment (ongoing).
- Job Fairs are organized for job seekers to enhance outreach to underserved groups.
- A Manufacturing Consortium event is being planned for employers in order to establish registered apprenticeship programs.

<https://www.uswib.org/>

The Western Maryland Consortium is providing informational, educational, and job training services to unemployed or underemployed adults, youth, and dislocated workers who are residents of western Maryland. The multi prong approach to address the need of the target population in the region has resulted in the offering of the following programs.

- The Poverty Alleviation Plan is working with partner agencies to improve the financial condition of the residents of Western Maryland region. The pandemic has exacerbated the situation by flooding an already overloaded system with many new programs and people to serve. Working with Circles, USA, which is an anti-poverty initiative with 80 chapters across the U.S and Canada.
- Youth Apprenticeship Program – Partnering with the in-school youth and businesses with On-The-Job Training and reimbursement to the Employer up to 450 hours needed for the completion along with class work hours at 75% of wages.
- P-TECH (IT) partnership for six weeks of a paid internship with an IT business.
- Financial Literacy partnership with Women's Commission on workshops for Financial Literacy workshops at the recovery house before they begin a traditional work experience.
- Adult Education & Literacy on Integrated English Literacy and Civics Education (IELCE) partnership for Certified Nursing Assistant training.
- WCPS/Hagerstown Community College partnership for a CDL pilot program for youth.
- Re-Employment Grant to fund businesses that hire Western Maryland residents and supplement 50% to 75% of their new hires' salaries. Grants are provided on the first day of a new employee's first day of work, and the maximum grant is \$25,000 per business.
- Meritus Hospital and colleges partnership for upgrading the skills needed to fill open positions.

<https://westernmarylandconsortium.org/>

Workforce Montgomery of Montgomery County Workforce Development Board connects job seekers to employers and vice versa. WSM provides local job seekers with comprehensive employment and training services to promote economic sufficiency. In addition to serving those adversely affected by the public health crisis, the program is designed to reach individuals who are one or more of the following: low-income, homeless, pregnant and/or single parent, disabled, ex-offenders, English learners, public assistance recipients, or basic skills deficient.

- Upskill MoCo is designed to provide funding for professional development, occupational, and entrepreneurial skills training for impacted individuals who may not qualify or wish to enroll in other (federal & state) programs e.g., Workforce Innovation & Opportunity Act (WIOA). Examples of training options include the Bio Bootcamp, IT Bootcamps, and other programs not listed on the state's Eligible Training Provider List. Additionally, Upskill MoCo Worksource Montgomery (WSM) will launch the SkillUp® Montgomery virtual platform in February 2022. The platform is available to all Montgomery County residents through the Metrix Learning® platform. For Jobseekers, the platform offers FREE and UNLIMITED access to more than 5,000 high-quality online training courses. Key Features include Integrated assessments; 5,000+ Workplace Skills/Business/IT courses; 10 Career Pathways, 200 Occupations; 300+ Skill Tracks; 100+ Certification Training Tracks; FREE digital badges & certificates of completion. Employers will have cost-free access to assessments, online skill training, and cost-effective programs for 130+ industry-recognized certifications from anywhere with internet access, 24/7.
- The Workforce Recovery Network (WRN) provides funding to support/expand local community-based organizations that provide employment and training services to impacted individuals including those who are: low-income, have criminal backgrounds, have disabilities, homeless, Veterans, English language learners, youth, or have other barriers to employment.
- GROW was implemented to financially support local and minority-owned businesses striving to achieve pre-pandemic revenue levels, providing grants to cover 50-75% of a new employee's wages for the first twelve (12) weeks of employment. Among other criteria, applicants are required to engage with Montgomery County's public workforce system via Maryland Workforce Exchange to recruit and hire unemployed and underemployed Montgomery County residents.
- Out-of-School Youth support programs for 16-24 years were established in partnership with local contractors to support negatively impacted youth and young adults.

<https://worksourcemontgomery.com/>

Equity Related Activities

Benchmarks of Success is a shared vision for Maryland's Workforce System. These strategic goals are focused on increasing the earning capacity of Marylanders by developing a system responsive to the needs of jobseekers and businesses. Maryland's local workforce development boards have collaborated with the Department of Labor to develop the benchmarks.

Benchmarks of Success is a leadership tool that reflects a shared vision of excellence among the state's workforce system partners – five strategic goals are organized around an overall vision to increase the earning capacity of Marylanders by:

- Maximizing access to employment
- Maximizing access to and use of skills and credentialing
- Maximizing access to and use of life management skills
- Eliminating barriers to employment using supportive services
- Strengthening and enhancing the effectiveness and efficiency of the workforce system

Anne Arundel Workforce Development Corporation equity projects primarily serve negatively impacted individuals, the unemployed, underemployed, ALICE population, Opportunity Youth, and underserved communities that need to connect to new employment or transition into a new career.

Baltimore County Department of Workforce Development's primary targets for these ARPA-funded workforce initiatives are the County's highest need sectors, our underserved workers, and youth. As a result, we focused on programs that would support workers in vulnerable industries, many of whom were already working less than full-time schedules or who were the first to be furloughed or laid off. While our underemployed and underserved residents were the hardest hit, our youth lost opportunities to gain valuable entry-level workplace skills. DEWD was initially modeled after EARN Maryland with an initiative titled, "Building Economic, Employment and Cultural Opportunities (BEECO), however, it has been continually reimagining the use of ARPA funding to meet the targeted workforce and labor market needs.

Carroll County Workforce Development Board is focusing its equity-based activities for the following area residents:

- In-school youth impacted by COVID-19 due to closure of schools and the shift to online learning who lost opportunities over the past two and a half years
- Low to moderate income adults and youth who are unemployed or underemployed
- Low to moderate income adults and youth who are employed but seeking new employment opportunities with greater access to economic advancement

Employ Prince George's at the Prince George's County Workforce Development Board engages individuals who want to and are available to work. The project is serving the following demographic populations of Prince George's County Residents who are facing economic challenges as a result of the pandemic: Older Workers, 55+, Female, Black, Hispanic, and Latino workers, Returning Citizens, Limited English Proficiency.

State of Maryland

Frederick County Workforce Services concentrates on individuals of low-moderate income and represents various segments and geographical areas. Outreach plans and strategies are used to reach populations generally underserved and underrepresented who experience higher levels of poverty and limited access to services.

Howard County Workforce Development Center has an overarching goal of allocating award funds in ways that expand access to apprenticeship, employment, and training programs to create and enhance services to disproportionately impacted communities and individuals. Howard County seeks to address specific needs for traditionally disadvantaged populations and make long-term investments in communities that are designed to promote equity and recovery from the COVID-19 pandemic.

Baltimore City (MOED, Mayor's Office of Employment Development) region was disproportionately impacted by COVID-19 and the economic downturn that resulted. Baltimore's unemployment rate jumped to over 12% and disrupted the city's economy. The number of residents filing for unemployment increased by nearly 18,000 between February and March of 2020. These challenges, among others, formed the basis for the city's economic recovery strategy that included targeted initiatives to return residents to work quickly (Hire Up), skill them up (Train Up, G2C, and Apprenticeship), and increase access to services (Community Job Hubs and mobile career navigators).

Susquehanna Workforce Network, Inc. (SWN) provides additional outreach and community engagement to help more impacted and disproportionately impacted individuals recover from the COVID-19 pandemic. Individuals reached through this grant, including low- and moderate-income households, those with other significant barriers to services, and other harder to reach groups needing access to workforce and career services.

Tri County Council of Lower Eastern Shore Workforce Alliances serve impacted and disproportionately impacted populations. These include individuals, families, and employers who are impacted by poverty, incarceration, unreliable transportation, a lack of access to workforce training, a lack of access to health care, computer illiteracy, and a lack of workforce qualifications.

Tri County Council of Southern Maryland's ARPA program has consistently been shared with other local community agencies who serve individuals with significant barriers, such as LifeStyles, Three Oaks, DORS, food pantries, churches, and juvenile services.

Upper Shore Workforce Investment Board realized the severe impact of COVID-19 pandemic on low-to-moderate income households and individuals and designed a program to address the needs of the residents of the area using ARPA funds. The hospitality/tourism industry is very large in the Upper Shore counties, and this industry sector was devastated due to COVID-19. This has been a major disruption in the workforce of predominantly low wage jobs and continues to create staffing challenges for employers. All of this has resulted in loss of income, work insecurity, job placement instability, or simply not participating in the workforce due to other COVID-19 issues such as caring for family members, medical complications from COVID-19, or loss of childcare providers.

USWIB's focus has been to look at the designation of non-essential workers (negative economic impact experienced) and essential workers (public health requirements). For the non-essential worker who has experienced economic impact, our focus has been on fulfilling their desire to get workforce training that allows them to move into a new and potentially more secure job and career. Essential workers, those who were required to work during the pandemic, have missed opportunities to get career training due to their work schedule or training providers unable to provide it due to COVID-19. Both groups are eligible to ARPA funded workforce training, and we are continuing to see tremendous interest from the Upper Shore residents.

Workforce Montgomery of Montgomery County Workforce Development Board has engaged in a Measurable Equity initiative with a goal that All Montgomery County Residents will have career pathways that lead to equitable and sustainable economic mobility. This action statement, while simple and broad, requires WSM to operate in a data-driven high-impact space as it pertains to strategy formulation and program implementation. WSM believes this approach is necessary to create sustainable change and progress for all Montgomery County Residents—especially those from low-income under-resourced communities. WSM has opted to focus on serving Disconnected Youth, English Learners, Dislocated Workers, Small and Minority-Owned Businesses, Homeless Residents, Ex-Offenders, Immigrants, Low-Income Households, Women, etc. All populations that are part of the disproportionately impacted sectors in the workforce in Maryland and nationally.

The Western Maryland Consortium is working with recovery houses, offenders, and ESL populations via multiple partnerships and alliances, besides the Poverty Alleviation Plan mentioned in the above section. Some other programs, to assure equitable access to resources, conducted and are in action are:

- Transition Fairs for DORS
- Recovery Day Events
- Community Spring Wellness Fair
- National Night Out
- Clothing Drive & Career Expo 2022
- Partnership with DSS and Libraries

Community Engagement Related Activities

Anne Arundel Workforce Development (AAWDC) has several satellite locations located in low-income areas in Anne Arundel County including Brooklyn Park, Freetown, Fort Meade, and Annapolis to provide services and be more accessible to individuals in their own communities. Many of the individuals in these communities have significant barriers that prevent them from gaining and maintaining employment. Access to childcare and reliable transportation are two of the most identified barriers that individuals disclose. AAWDC utilizes ARPA funds to assist these individuals that traditionally work in industries that were impacted by the pandemic.

Baltimore County Department of Workforce Development carries out the critical mission of providing pathways to the middle class for individuals with barriers to employment, DEWD

relies on its education partners – such as the Community College of Baltimore County. Serving these populations has never been easy, but the pandemic has made the task even more difficult because the lower-skilled workers across all industries were among the first to be dislocated from their employment. With the initiative, BC2- Building Capacity in Baltimore County, this initiative will identify the Community Based Organizations (CBO's) and/or Social Enterprises interested in expanding their abilities and capacities so that they can support the needs of these targeted Baltimore County residents. It also identifies individuals seeking employment with these organizations, or searching for self-employment/entrepreneurial opportunities, and will prepare them to serve the needs of the targeted WIOA populations.

Carroll County Workforce Development Board ARPA funding has enabled CCWD to purchase equipment to provide direct services to underserved populations outside of the office center. CCWD has been able to purchase virtual tools and programs to reach low-income individuals and individuals with transportation issues. Following the training of new staff, CCWD has a plan underway to go out to underserved communities in Carroll County that have high levels of poverty and barriers to bring services directly to them in local libraries and the 7 municipalities Town Halls. CCWDB is working with mandated partners to attend these with CCWD to help address the multiple barriers of our citizens.

Employ Prince George's at the Prince George's Workforce Development Board is using a data driven strategy to ensure ARPA funds are designated for Prince George's County residents most in need as a result of the COVID-19 pandemic. The Workforce Board partnered with National Association of Workforce Boards (NAWB) to create an interactive map of the Qualified Census Tracts that represent the households in the county that are most in need. The team uses this information to plan outreach events, community engagement activities and job fairs in these areas so they become accessible. Additionally, the EMSI Skills Report revealed that “only a few career areas with above average earnings employ an above average share of female, Black, Hispanic and Latino Workers. Results show that most in-demand skill clusters have low-earnings, whereas employer demand is variable for skill clusters with higher earnings.” This valuable labor market information is driving our Business Advisory Councils (BAC's) to focus on aligning our program structure and offerings to be inclusive of these underrepresented populations.

Frederick County Workforce Services' outreach and engagement strategies include reaching areas of the county with underrepresented populations, and persons of color. FCWS engages the community by organizing activities and programs based on the needs of the participants. FCWS engaged businesses (68) by offering unique professional development opportunities for their employees, providing supportive services to individual participants, and offering subsidized employment for new hires. Another outreach strategy employed by FCWS is to partner with the community college to provide multiple training areas based on the workforce needs of the county. To date, funds have been primarily used to train a diverse workforce in areas of high growth, high demand such as healthcare and biotechnology. FCWS uses a “Pandemic Impact Determination” application process and screen for eligible businesses and individuals.

Baltimore City (MOED, Mayor's Office of Employment Development) has formed strong partnerships with the community organizations that serve residents with barriers to services.

State of Maryland

Nearly \$3 million in state ARPA funds support eleven community-based organizations that will provide occupational training. These occupational training providers are formally linked to Community Connectors which serve as neighborhood-based on-ramps to work for jobseekers.

Tri County Council of Lower Eastern Shore Workforce Alliances has used ARPA funding to increase community engagement in significant ways. Coordination and collaborative efforts within the lower eastern shore agencies: Somerset, Wicomico and Worcester County Departments of Social Services has been the primary source of the overwhelming positive impact on recruitment efforts. Additionally, the pre-employment and post –training employment activities take place at the American Jobs Centers. Programs are made accessible to people of every protected category, according to State and Federal law, to ensure that traditionally underserved communities may access the training.

Tri County Council of Southern Maryland focuses on the use of funds to support businesses in the region who have experienced impacts at no fault of their own. As a workforce region, TCCSM realizes the importance of supporting businesses during this time so that the region, as a whole, can become more economically viable. To engage individual job seekers, TCCSM holds job fairs and guides the participants through various program offers of their choosing. ARPA Program has joined forces with several partner agencies (WIOA, Veterans, Re-entry, SCEP, MD Labor) to create an outreach task force team designed to reach the underserved populations. This outreach team has to saturate the regional community events each month, connecting with hundreds of our TCCSM residents. TCCSM’s ARPA Program information has been shared with community partners in the region and goes out to over 13,000 unemployed residents weekly.

Upper Shore Investment Board (USWIB) has connected with the Black African American Males (BAAM) in Easton to offer scholarships for applicants as they build out a soft skills program serving this group with significant barriers to employment. USWIB has developed relationships with the local Department of Social Services (DSS) in all five counties to obtain referrals from non-SNAP eligible customers under an MOU on the Upper Shore). UWIB had a recent regional job fair where residents were informed of the workforces resources and programs to job seekers in attendance. An additional job fair is planned in the fourth quarter of FY23.

The Western Maryland Consortium focused on community engagement activities by inviting the residents of the region to multiple Jobs Fairs – with American Job Center, Veterans Outreach, Public Schools, Colleges Goodwill, Community Action Council, Tristate Job Fair. Also held events such as Business Hiring Blitz.

Worksource Montgomery (WSM) created the Workforce Recovery Network (WRN). The WRN provides funding to support/expand local community-based organizations that provide employment and training services to individuals negatively impacted by the pandemic. Additionally, the programs may also serve those who are: low-income, have criminal backgrounds, have disabilities, homeless, Veterans, English language learners, youth, or have other barriers to employment. Programs and services targeting individuals in Montgomery County’s high poverty rate census tracts as well as the communities near the pending Purple Metro Line corridor are also encouraged to apply for WRN funding.

Use of Evidence

Anne Arundel Workforce Development (AAWDC) As part of Case Management policy, AAWDC utilizes an evidence-based process for achieving successful outcomes for participants. This process includes providing intensive services to participants, including, but not limited to, career coach 1:1 counseling, occupational training, supportive services, and workshops. Providing intensive services help participants gain employment at a family sustaining wage compared to individuals that did not receive assistance.

Baltimore County Department of Workforce Development programs are anchored in best practices in accordance with the Innovations in Maryland's Local Workforce Plan located on the Maryland Department of Labor website. Both healthcare and education, two of the nine identified workforce sectors, receive premier focus in our ARPA plan. In addition, plans focus on building homegrown talent, improving opportunities for youth, and stronger training to employment connections.

Employ Prince George's at the Prince George's Workforce Development Board maintains a strong partnership with EMSI Burning Glass to ensure our programs are aligned with the most recent labor market intelligence available. The Workforce Development Board released a Regional Skills Analysis and a Sector Strategy Study to effectively support employers who represent in-demand occupations in this post COVID-19 labor market. Although these are not evidenced based strategies, they are labor market informed strategies, which allow us to effectively develop and adjust programming according to real time data.

Frederick County Workforce Services relies on research studies completed by Community Foundation, United Way and other non-profit, service-based organizations. FCWS confers with the economic and labor market data, demographic data, of the county to support the demand of the local economy adversely affected by COVID-19 pandemic.

Baltimore City (MOED, Mayor's Office of Employment Development) bases its workforce activities on well researched and evidence-based programming. These programs lead to higher earnings, greater likelihood of employment, a greater number of working hours, and greater likelihood of working in a job with benefits. They also reduce disparities affecting Black jobseekers and workers.

Western Maryland Consortium bases its ARPA programming on the work of Circles USA which has a 25- year history of assisting to move people out of poverty. It has focused on direct poverty alleviation activities that meet the basic needs to address the crisis and on economic and workforce development solutions that are critical for any poverty alleviation effort to succeed.

Worksource Montgomery (WSM) The Youth Employment Program is allocated toward evidence-based interventions. WSM supports evidence-based apprenticeship and pre-apprenticeship expansion efforts. WSM looks to fund a study by a 3rd-party to determine if any other ARPA funded programs may be evidence-based.

Performance

State of Maryland

Skilling Activities

LWDBs (13)	Number of Individuals Receiving Credential (ARP)	Number of Individuals in a Registered Apprenticeship program (ARP)*	Number of Customers Served (ARP)
Anne Arundel (AAWDC)	183	10	1979
Baltimore County (BC DEWD)	88	0	88
Carroll County (CCWD)	113	0	308
Employ Prince George's (EPG)	499	122	24,110
Frederick County (FCWS)	58	0	219
Howard County (HCOWD)	381	6	590
Baltimore City (MOED)	301	50	3143
Susquehanna Workforce Network (SWN)	170	2	370
Tri-County Council of Eastern Lower Shore (TCCLES)	72	45	1345
Tri-County Council of Southern Maryland (TCCSM)	193	11	1787
Upper Shore Workforce Investment Board (USWIB)	168	13	536
Western Maryland Consortium (WMC)	161	132	590
Workforce Source Montgomery (WSM)	1155	83	4062
Total	3542	474*	39,127

**Preliminary*

In addition, each LWDB created locally defined performance measures for their grants because each is diverse and faces different challenges. For example:

Employ Prince George's Measures

Description	Customers Served
Outreach & Community Engagement Services	8280
Basic & Career Services	1083
Intensive Services & Program Enrollment	44

Frederick County Measures

Description	Customers Served
Number of Community College Training:	145
Number Completed Training:	182
Number Employed after Completing Community College Training:	45
Total number of participants in unsubsidized employment:	100
Total number of participants in subsidized employment:	15
Average hourly rate for unsubsidized employment:	\$23.66
Average hourly rate for subsidized employment:	\$15.72
Unique Number of Business Participating in Professional Development due to COVID impact	77

Tri-County Council of Lower Eastern Shore Measures

Description	Customers Served
Caregiver Advantage Workforce Development Program - graduated	73
Nursing Assistant Training Program - graduated	32
Basic Computer Skills Assessment and Training Program - graduated	13
Business & Industry Training - graduated	264

Worksource Montgomery Measures

Description	Customers Served
Out-of-School Youth Programming – participants served	58
Re-Entry Programming: participants served	216
Re-Entry Programming: participants served	216
Onboarding Worker (GROW) Grants: Business served	126
Outreach & Community Engagement: Business served	230
Occupational Skills Training: participants served	95
(UpSkill MoCo) Virtual Career Center: soft skills completed by participants	3523

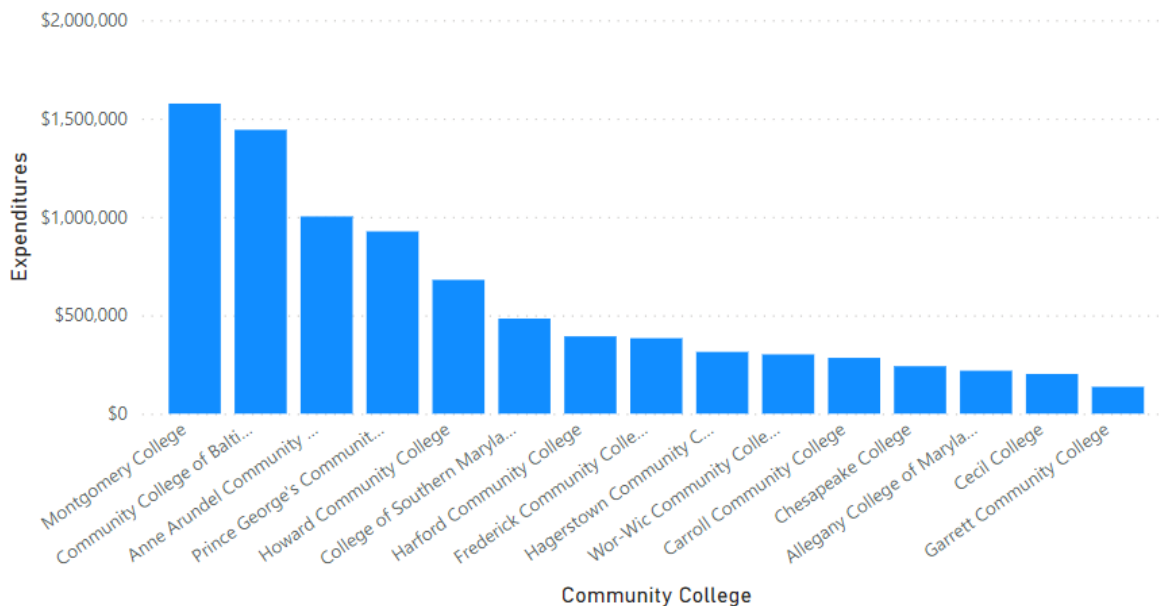
2H.3 - Community Colleges - Maryland Higher Education Commission and 2H.4 - Recovery Now - Maryland Higher Education Commission - Baltimore City Community College

ID	Subproject Name	Budget	Expenditures	Status
2H.3	Community Colleges - Maryland Higher Education Commission	\$8,580,595	\$8,580,595	Completed
2H.4	Recovery Now - Maryland Higher Education Commission - Baltimore City Community College	\$1,200,629	\$1,200,629	Completed

The Maryland Higher Education Commission (MHEC) distributed funding to sixteen (16) community colleges to support the expansion of existing programs, development of new in-demand workforce development training and educational programs, and the marketing of programs to students and community members who are recently unemployed or want to improve their job skills to reenter the workplace.

The Maryland Higher Education Commission (MHEC) disseminated applications to all the community colleges in March 2021. Funding of \$10 million was obligated in late March 2021. The funding to 16 community colleges was allocated proportional to each college’s share of total state aid provided under the fiscal year 2021 Education Article of the Maryland Code, §16-305 and §16-512. The Maryland Higher Education Commission provides administrative and technical support to the community colleges.

Expenditures by Community College



Baltimore City Community College received a separate grant for \$1,200,629.

2I – Broadband Services

Project ID	2I
Project Name	Broadband Services
Subprojects	5
Budget	\$84,000,000
Expenditures	\$43,833,455
Status	More Than 50% Complete
Expenditure Category	2.4 - Assistance to Households: Household Assistance: Internet Access Programs

Financial Summary

ID	Subproject Name	Budget	Expenditures	Status
2I.1	Broadband - Digital Navigators	\$2,000,000	\$561,584	Less Than 50% Complete
2I.2	Broadband - Gap Networks	\$3,000,000	\$1,118,112	Less Than 50% Complete
2I.3	Broadband - Tech Extension	\$4,000,000	\$2,211,842	More Than 50% Complete
2I.4	Broadband Dedicated Purpose Account - Device Subsidy	\$30,000,000	\$127,939	Less Than 50% Complete
2I.5	Broadband Dedicated Purpose Account - Service Fee Subsidy	\$45,000,000	\$39,813,976	More Than 50% Complete

Project Description

A [January 2021 report by the Abell Foundation](#) based on the 2019 American Community Survey estimates, showed that up to 23% of Marylanders did not have high-speed, reliable broadband internet access. The pandemic illuminated the importance of broadband to access telemedicine, online education, and government services.

The Office of Statewide Broadband (OSB) was established by Senate Bill (SB66), the Digital Connectivity Act of 2021, and signed into law (CH74) in April 2021. Connect Maryland is a transformative initiative to supercharge the State of Maryland’s broadband investment with a total new investment of \$400 million to fully address the digital divide.

State of Maryland

The State of Maryland has set an ambitious goal of ensuring universal broadband to everyone in every single corner of the state by no later than 2025. Digital Equity programs focus on prioritizing “covered populations” / communities who are most in need:

- households with income less than or equal to 200 percent of federal poverty level
- aging individuals
- individuals with disabilities
- individuals with a language barrier including English learners or low levels of literacy
- minority populations
- rural populations

This SLFRF project provides Broadband Services through five (5) subprojects. Each subproject supports the others to form an integrated solution:

Department of Housing and Community Development - Disadvantaged Marylanders Subsidy

2I.2 - Broadband - Gap Networks: June 2022 – December 31, 2023

2I.4 - Broadband - Device Subsidy: August 2022 – March 2023

2I.5 - Broadband - Service Subsidy: April 2022 – December 2023 (or until funds are exhausted)

University of Maryland Extension - Digital Literacy and Education to Bridge the Digital Divide

2I.1 - Broadband - Digital Navigators

2I.3 - Broadband - Tech Extension

The Department of Housing and Community Development supplies the device and service subsidies, and then the University of Maryland Extension teaches Marylanders how to use them and provides help desk support. For example, the state provides a Chrome Book to a family living in poverty with no digital literacy. They can attend training to learn how to access the internet, access remote school resources for their children, learn how to access telemedicine, and learn how to fill out forms online.

"Digital literacy is an important part of our digital inclusion efforts," said Kenrick Gordon, Director of Statewide Broadband at the Maryland Department of Housing and Community Development. "Without providing a firm understanding of how to access the internet and what it can be used for, we will fail in our efforts to ensure that all Marylanders have access to, understand and are able to utilize broadband."

“The digital divide disproportionately affects Marylander’s learning, work, access to service, civic engagement, and living. We are seeing some of the lowest subscription percentages in urban areas like Baltimore City and rural communities.” said Jim Hanson, professor and associate dean/director for UME. “There are also low levels of digital literacy with many individuals not seeing the means for connectivity. Through this generous funding from the state, we will mobilize a tech-education division to provide the training, support, and curriculum development to help increase adoption, understanding, and comfort.”

In July 2023, Governor Moore announced [Maryland ActNow](#), a public awareness campaign to help increase awareness of and enrollment for discounted internet access for low-income households.

2I.1 - Broadband - Digital Navigators

ID	Subproject Name	Budget	Expenditures	Status
2I.1	Broadband - Digital Navigators	\$2,000,000	\$561,584	Less Than 50% Complete

Digital Navigators engage Marylanders to assess technology skills gaps and guide them toward self-sustaining technology use. Engagement is made through multiple touch points, including the [Marylanders Online](#) website and the Call Center.

The Digital Navigation Program provides the following services:

- Tech support in English, Spanish, and around 180 other languages upon request.
- Resources on affordable broadband internet options.
- Sources of affordable technology devices such as computers, tablets, and other devices to access the Internet.
- Information on connecting to Wi-Fi/wireless networks using a device to access the Internet.
- Basic computer skills.
- Raising awareness and providing support on the Affordable Connectivity Program (ACP) application and enrollment, through the end of ACP funding availability (June 1).
- Technical support and training of staff for community organizations, local government, and libraries in setting up ACP sign-up events.
- Digital navigator training and professional development for practitioners on topics including basics of digital inclusion, identifying internet options for underserved and unserved community members, matching community members with appropriate devices (e.g., persons with disabilities), as well as setting up digital navigation programs; and
- Referral to digital resources to meet additional needs in education, employment, services, healthcare, and digital literacy.

Project Activities

Asset Mapping

In FY 24, the Digital Navigation program continued mapping the assets available in Maryland to establish a baseline understanding of available resources and to build a knowledge base of resources. This evidence-based work used models developed by the National Digital Inclusion Alliance. The knowledge base is used by digital navigators to direct Marylanders when they contact the Marylanders Online Call Center. It now contains approximately 300 locally available resources, including libraries, senior centers, non-profit organizations, workforce development offices, and more.

Marylanders Online Helpline

The Marylanders Online Call Center launched in February 2023 and provides help desk support to all Maryland residents. Staffed by a team of Digital Navigators, this service provides support for issues related to software, hardware, connectivity, affordability, and digital skills training. The National Digital Inclusion Alliance provided training to the Digital Navigators and the team developed tutorials for various help desk issues. The call center has provided assistance to 17,120 calls, with 11,792 reporting to be first-time callers. This represents a significant increase from the previous year when the call center responded to 104 calls from 88 unique callers.

Digital Navigators Model Training

We conducted three digital navigator training classes during the fiscal year for digital inclusion partners, practitioners as well as community members. The first series was in July 2023 and had 85 participants; on February 6 and 7, 2024, with a total of 33 participants; and the third was held in May 2024 with 103 participants on Day 1 and 85 on Day 2. Digital navigators are also being trained through a partnership with the Enoch Pratt Library, with about 18 participants, with 5 of 6 classes in the series conducted this year.

Device Distribution Support

In collaboration with the Office of Statewide Broadband, local government partners, and regional digital equity coalitions, the Digital Navigation Program supports device distribution across the state by deploying digital navigators as well as Tech Extension educators. The support ranged from initial device setup, creating account credentials, and troubleshooting at the sites of device distribution.

Community Engagement

To raise awareness and promote affordable connectivity, the Digital Navigation program employs a broad range of outreach, communications, and marketing approaches. These include: organizing and supporting community events; distributing print flyers and direct mailers; online and social media; a monthly newsletter; and participating at county and state fairs. The community events served as platforms to educate Marylanders about the importance of internet access and the resources available. The program also extended support to organizations by offering consultation services, empowering them to host ACP sign-up events within their communities. By engaging in these awareness programs, Marylanders Online aims to advance digital inclusion and ensure that all residents have the knowledge and access they need to connect to the Internet and its benefits.

Marylanders Online has participated in approximately 46 community events, 89 ACP events, and 155 device distribution events. The Digital Navigation program also facilitated the enrollment of 5,404 individuals in the Affordable Connectivity Program (ACP). Furthermore, we have attended nine conferences where services provided by the Digital Navigation program were presented, highlighting opportunities for collaboration that enhance digital inclusion, particularly for historically marginalized communities.

To further disseminate information and raise awareness, we have distributed flyers at events and shared digital copies with our extensive partnership network of around 549 individuals. The monthly newsletter was launched in January 2023 and reaches around 3,676 subscribers, serving as a platform for sharing project updates, digital equity news, and event details.

Equity Related Activities

To ensure that the programs are delivered equitably, targeted outreach was conducted among unserved and underserved communities, resulting in key initiatives including:

Maryland Digital Equity Coalition

The establishment of the Maryland Digital Equity Coalition (MDEC) has brought together organizations across Maryland to facilitate information sharing and the development of best practices for bridging the digital divide through digital navigation and digital skills education. This coalition officially kicked off with a virtual event on October 5, 2023, with over 150 (one hundred fifty) participants from local government, non-profit organizations, state agencies, community members, and digital inclusion practitioners. By creating a support system, MDEC empowers digital navigators, educators, and practitioners throughout the state to collectively address the challenges of digital equity and inclusion. To facilitate MDEC's activities, a working group composed of key stakeholders was also established.

Connecting Marylanders to Jobs: Accessible Technology and Persons with Disabilities

To address digital equity for the low-vision and blind community, Marylanders Online launched the virtual "[Talk Text and Train](#)" program in collaboration with Maryland Accessible Telecommunications (MAT). The multi-month accessible digital skills training course taught LVB digital navigators about accessible technology devices and programs. Thirty (30) individuals with low vision or blindness obtained certification to instruct others in the community. This initiative provided marketable skills that enabled several participants to find employment at \$60 per hour through the Maryland Department of Rehabilitation (DORS) where they travel throughout the state to teach other LVB individuals how to use digital tools to increase independence. Survey respondents scored the training series an average of 4.5 out of 5 stars. Marylanders Online's dedication to inclusive digital equity practices is demonstrated by the Talk, Text, and Train program.

FarmerTech & CyberSeniors: Intergenerational Program to Support Farmers and Senior Citizens

Using the research-based "Teens as Teachers" model, this program was launched in Baltimore County to teach community members and offer technology support to farmers to increase engagement and farm revenue while providing valuable workforce development. The program also serves a dual purpose by teaching teens about service learning and public engagement. The programs are delivered by teen leaders or college-aged coordinators and are aimed at farmers and senior citizens across Baltimore County at multiple sites including Baltimore libraries, the

Baltimore Department of Aging, senior centers, and other community gathering locations. FarmerTech and CyberSeniors supported device distributions, created instructional videos, and provided in-person technical support.

Timeline

Period of Performance	Description
Year 1: July 22 – June 23	Asset mapping, hiring and procurement of contractual services, agreements signed with partners, staff training, the launch of website and hotline, the development of services/processes, and feasibility testing of the services with phased launches.
Year 2: July 23 – June 24	Continue with the digital navigator program implementation.
Year 3: July 24 – Dec 24	Continue with the digital navigator program implementation. Implement sustainability and succession planning—preparation of a final report.

Promoting Equitable Outcomes

The digital navigation program prioritizes accessibility by offering a variety of delivery methods to meet individual needs and preferences, providing convenient and accessible avenues for individuals to seek guidance around their digital needs, whether it is connecting to affordable internet services, acquiring suitable devices, or obtaining support for digital skills.

Evaluation activities track call center services to determine which project activities focus on Maryland residents who are senior adults, have low income, have a language barrier, are members of a racial or ethnic minority group, have disabilities, are from immigrant communities, rural communities, or Baltimore City. In the past year, among callers who provided demographic information, 15% were senior adults; 18% preferred a language other than English; 21% identified as Hispanic; 46% identified as Black or African American; 1% were veterans; and 9% reported having disabilities. The largest percentage of callers came from Baltimore City (38%), with 5% of calls coming from rural counties.

Intended Outcomes

A logic model and evaluation plan were developed, resulting in the following short- and intermediate-term outcomes:

- Increased digital inclusion: assist communities and individuals who face barriers to accessing broadband, suitable devices
- Increased awareness of community members, organizations, and entities of available digital literacy resources in Maryland
- Increased capacity of community organizations and entities to address digital literacy and access issues
- Increased knowledge and skills of Maryland residents to enable them to get connected to the internet, access and use suitable devices, and complete everyday tasks.

Use of Evidence

Curricula have been developed and tailored to key audiences. An example is the Senior Planet program from the American Association of Retired Persons (AARP), which is designed for older audiences. Tailoring digital skills training for this audience is essential, as a recent study showed improvements in feelings of loneliness and skills among low-income older adults who received a device, internet, and training as compared to those who received only the device and internet.³⁷ The NorthStar program, a standards-based program, was developed for adults to help job seekers gain digital literacy skills.

Performance

Type	Number of People Served
Call Center	17,120 calls
Website Use ³⁸	16,135 users
Device Distribution Events	10,537
ACP Enrollments	5,404
Digital Navigator Training Enoch Pratt	18
NDIA Training - Digital Navigation with Baltimore City Recreation & Parks	33
NDIA Training – Digital Navigation (July 2023)	85
NDIA Training – Digital Navigation (May 14, 2024)	103
NDIA Training – Digital Navigation (May 16, 2024)	85
ACP Training Webinar (September 15, 2023)	319
Community Events/Presentations	16,160
Total	65,356 Served and 643 Train-the-Trainer Participants

³⁷ ‘Fly Like an Eagle: Measuring Transformational Social Outcomes Among Seniors Using Technology’; Older Adults Technology Services; American Association of Retired Persons; retrieved 7/1/23 from oats.org.

³⁸ Additional website metrics include 23,501 sessions; 62,868 pageviews; 3.9 minutes average session duration

2I.2 - Broadband - Gap Networks

ID	Subproject Name	Budget	Expenditures	Status
2I.2	Broadband - Gap Networks	\$3,000,000	\$1,118,112	Less Than 50% Complete

Gap Network grants fund the construction, expansion, and upgrade of local internet networks that provide a no-cost / very low-cost option to its residents. These networks are designed to directly address the affordability challenge that low-income households face in subscribing to internet service. The grants help communities to close gaps in service for improved broadband access (available), adoption (subscribed), and utilization (digital literacy).

Program	Connected Communities (Gap Networks) ³⁹
Timeline	June 2022 – December 31, 2023
Status	In-progress
Available Funding	\$3 million
Grant Amount	\$25,000 to \$250,000
Number of Applications	46
Amount Requested	\$6,800,000

The program encourages partnerships and for the following organizations to apply:

- counties and municipal governments
- a foundation, corporation, institution, association, or coalition that is a not-for-profit IRS approved 501(c) entity providing services within Maryland
- community-based anchor institutions and other community-based organizations

Use of Evidence

Broadband initiatives for unserved and underserved areas received the second highest rating in the Results First Clearinghouse, indicating that the program has a positive impact based on the most rigorous evidence.⁴⁰

³⁹ Maryland Broadband Advisory Workgroup; May 3, 2022; Retrieved from:

<https://dhcd.maryland.gov/Broadband/Documents/OSB-Funding-Advisory-Workgroup-3rdmeeting.pdf>

⁴⁰ <https://www.countyhealthrankings.org/take-action-to-improve-health/what-works-for-health/strategies/broadband-initiatives-for-unserved-and-underserved-areas>

2I.3 – Broadband - Tech Extension

ID	Subproject Name	Budget	Expenditures	Status
2I.3	Broadband - Tech Extension	\$4,000,000	\$2,211,842	More Than 50% Complete

The tech extension project, administered by the University of Maryland Extension, provides \$4 million in SLFRF to support digital literacy by:

1. Developing and adapting curricula to teach digital literacy using various learning modes.
2. Delivering training and support for instructors and users: A train-the-trainer model is being used to teach the tech extension curricula to librarians, educators, and volunteers.
3. Curating an online digital literacy website to support all Marylanders with classes and resources. For example, self-service access to locate broadband services in their areas.
4. Developing a Digital Literacy Partnership Network by establishing collaboration between public libraries, workforce agencies, providers, schools, and other community organizations for networking and access to resources.

Primary Delivery Mechanism and Partners

The University of Maryland Extension (UME), Family and Consumer Sciences Program leads the tech extension project. UME is part of the Cooperative Extension System that provides information and training for community members, businesses, and nonprofits about safely and effectively using online tools to improve their economic opportunities, access to resources, and quality of life. UME has developed collaborative partnerships with faculty and graduate students with expertise in information, technology, and digital literacy from the University of Maryland (UMD), notably with the College of Information (INFO). Finally, the program has helped establish the Maryland Digital Equity Coalition, which represents diverse expertise and backgrounds from key stakeholders and serves as a coalition of coalitions.

Project Activities and Timeline

July 1, 2022 – December 31, 2024

Promoting Equitable Outcomes

The mission of this project is to promote equitable outcomes. For example, the website is designed to serve the many diverse communities of Maryland, particularly those who are disproportionately impacted by the digital divide, including BIPOC (Black, Indigenous, People of Color), low-income households, older adults, immigrants, individuals with limited English proficiency or low education, and individuals with disabilities. The website also provides resources to address access barriers due to geographical location, such as rural areas and Baltimore City, as well as the cost of devices and/or internet service. The website brought in 16,135 users and 63,526 page views during the fiscal year.

Social Media

Marylanders Online Facebook and Instagram business accounts were launched in October 2023 and have grown to reach 51,622. A LinkedIn account was launched in January 2024 and has yielded 25,937 impressions since the beginning of the year.

Medium	Website	LinkedIn	Facebook	Instagram	Newsletter
Page Views / Impressions	63,526	25,937	44,063	7,559	6,296
Users / Followers	16,135	181	153	113	3,676
% FY Change - Impressions	+189%	N/A	N/A	N/A	+33
FY Social Media Reach	77,559				

Newsletter

The [Marylanders Online newsletter](#) has also experienced substantial growth, with a 37% increase in subscribership since June 2023. The newsletter currently has 3,676 unique subscribers, a 33% increase, and a 54% open rate, which is up 23% from the previous reporting period.

Integrating the Maryland Digital Equity Plan into Digital Skills Programming

The Marylanders Online INFO curriculum team conducted a statewide needs assessment in 2022 which revealed gaps in Marylanders’ access to - and knowledge of - applications for government benefits. Using the study’s findings to prioritize user needs, the team developed a series of [10 eGovernment modules](#) to promote equitable access for Marylanders. This innovative, learner-centric initiative has garnered the attention of practitioners and stakeholders nationwide and received news coverage through the [College of Information](#) and [Maryland Today](#). The Tech Extension project initiated several digital skills training pilot programs. The table below presents samples of these pilot programs:

Title & Description	Covered Population	Jurisdiction
Enhancing Digital Literacy Skills for an Immigrant Afghan Population: provides digital literacy skills to access government resources and personal health information independently through in-person group classes	English learners, Racial/Ethnic minority	Baltimore City
Digital Tools for Youth Leadership Development: mentors younger youth through teaching to develop leadership skills and civic engagement in multiple counties	Youth	Multiple

State of Maryland

Title & Description	Covered Population	Jurisdiction
4-H Projects in the Digital Age: empowers Queen Anne’s County 4-H youth with laptops for integrating digital literacy into the animal science program, enabling skills development, financial tracking, project marketing, and online safety awareness. Youth to support aging adults	Youth, Aging	Queen Anne’s
Digital Tools for Financial Capability: provides digital tools for financial capability and digital access to increase confidence to use devices and resources about applications designed to encourage self-sufficiency and collaboration	BIPOC (Black, Indigenous, People of Color); Seniors/Older Adults; Immigrants; People with limited English Language Proficiency /English Language Learners; People with Disabilities; and Residents of Rural Counties	Worcester, Wicomico, and Somerset
FCS Digital, Physical and Financial Literacy & Wellness Program: foster digital literacy and equity utilizing training to underserved populations, addressing pandemic-induced disparities in partnership with Harford County Department of Social Services- Susquehanna Workforce, Havre De Grace Maryland	Youth, adults (18 to 55)	Harford
Helping Seniors Recognize and Avoid Scams: teaches seniors online safety to identify and protect themselves from electronic scams	Senior citizens	Carroll
Financial MindSet: Crossing the Economic Chasm with Technology: Fin-Tech program for our low-education, at-risk youths and low-income families	Low-education, at-risk youths, and low-income families	Calvert
Digital Skills & Financial Education and Small Business Ownership (FE-SBO) for Incarcerated Individuals Nearing Release: provides training for inmates with GED certificates to learn about finances, starting a small business, and the use of computers to develop a model for their business of interest	BIPOC (Black, Indigenous, and People of Color) and Residents of Baltimore City, especially black and people of color, are predominantly residents of Baltimore City	Baltimore City
Basic Computer Classes and Programs: partnership with Gilchrist Immigrant Resource Center which provides beginner and intermediate Microsoft Word, Internet, and email classes for immigrants in Montgomery County.	Immigrants, English learners, low-literacy	Montgomery County
Teens as Teachers: a partnership between 4-H & Baltimore County offers a five-week Teen as Teachers course that combines youth development and leadership with digital literacy skills.	Youth, older adults	Baltimore County

Community Engagement

Creating a Digital Literacy Partnerships Network is a crucial element of the Tech Extension project. We have established 60 partnerships with organizations and individuals that are working towards digital inclusion and digital equity in their communities, including but not limited to state and local government agencies; University of Maryland Extension offices covering all Maryland jurisdictions; public and private libraries; nationwide Extension network; educational institutions; community colleges; workforce agencies; senior centers; faith-based organizations; and community organizations that help connect or incorporate digital literacy into existing services and programs. In addition, 103 digital skills classes were conducted around the state.

The table below depicts a summary of community engagement and outreach activities the UME Tech Extension project team has organized or participated in.

Event Date Location	Target Audience	Description
9th Annual MD Tech Connect Dec. 5, 2023 Universities at Shady Grove, MD	Librarians, digital equity practitioners, and technology experts in public and private libraries in MD	Presentation “ <i>Marylanders Online: Bringing Digital Literacy Resources to Every Marylander</i> ” showcasing findings of the user needs study and how the partnership with Pratt Library is both shaped by and compliments the findings of the study. ⁴¹
Digital Equity Summit Nov. 9, 2023 Annapolis, MD	Federal, state, and local agencies and policymakers; community members, practitioners, activists, anchor institutions,	Statewide Digital Equity Summit to advance community engagement and support the establishment of partnerships and collaborations among stakeholders to foster ongoing digital equity initiatives.
MACo (Maryland Association of Counties) Summer Conference: Eye of the Storm Dec. 6-8, 2023 Cambridge, MD	Government officials, municipal/state/federal employees, for-profit and nonprofit organizations, vendors, and sponsors who partner with government	Participation in the annual winter MACo Conference to cultivate relationships with community and government partners and raise awareness about the Call Center, digital literacy curriculum development, and in-person digital skills training classes.
National Digital Education Extension Team (NDEET) Train-the-trainer Workshop Apr. 2-4, 2024 Atlanta, GA	Cooperative Extension members and partners across the nation who work towards digital inclusion and digital skills training; full participant roster can be found here	Attended an NDEET train-the-trainer workshop to discuss best practices in digital inclusion in each community, share meaningful data points and insights; practice digital literacy curriculum resources; and exchange ideas between the Cooperative Extension network.

⁴¹ [Marylanders Online: Bringing Digital Literacy Resources to every Marylander.](#)

State of Maryland

Event Date Location	Target Audience	Description
2024 Net Inclusion Feb. 13-15, 2024 Philadelphia, PA	Practitioners, advocates, academics, internet service providers, and policymakers	Served as panelists at NDIA’s annual Net Inclusion conference for two panel discussions and engaged with approximately 900 other practitioners and representatives to discuss digital inclusion efforts. The two panel discussions were “ <i>Connecting Digital Literacy to the Adult Learning Ecosystem</i> ” and “ <i>Proven Coalition Strategies in Expanding Digital Services Navigation</i> ”. ⁴²
19th International iConference Apr 16-18, 2024 Changchun, China	Scholars and researchers whose work focuses on information science, information literacy, and critical information issues	Published a paper about the findings of the user needs study carried out across Maryland as part of the digital literacy project, including the creation of a typology of learners, with potential national application.
2024 Annual MLA(Maryland Library Association)/DLA(Delaware Library Association) Conference May 8-10, 2024 Cambridge, MD	Library leaders and staff from Maryland and Delaware, as well as partners and practitioners	Presented a poster titled “ <i>Bridging the Digital Divide through a Public University-Public Library Partnership: Pratt Adventure and Beyond</i> ” ⁴³ along with Enoch Pratt Free Library, showcasing the train-the-trainer curriculum developed and implementation for digital navigators at Pratt Library, creating an opportunity for partnership with other public/private libraries.
41st Annual Human-Computer Interaction Lab (HCIL) Symposium May 23, 2024 in College Park	Faculty and students from anchor institutions, digital literacy experts	Presented a poster about the Enoch Pratt collaboration for an audience of scholars whose work focuses on human-computer interaction.

Intended Outcomes

An evaluation plan and logic model were developed to capture project activities and their intended outcomes. The project’s long-term vision is to increase Maryland residents’ digital literacy skills and competency, increase ownership of digital devices, and increase home broadband digital access.

⁴² <https://www.digitalinclusion.org/net-inclusion-2024/>

⁴³ <https://www.mladacon.com/>

Equity Related Outcomes

The intended outcomes are focused on closing the gaps in digital literacy and access. Project activities are being directed toward groups that face gaps in target areas. Evaluation activities are tracking services provided and data has been collected to determine the extent to project activities focus on Maryland residents who are senior adults, have low income, have a language barrier (low literacy or English learner), are members of a racial or ethnic minoritized group, have disabilities, are from immigrant communities, or from rural communities.

The demographics of participants served by extension educators who reported demographic information (n=1724) are presented in the table below:

American Indian or Alaska Native	Asian	Black or African American	Native Hawaiian or Other Pacific Islander	Two or more races	Some other race	White
2%	3%	53%	<1%	4%	2%	34%

Performance

Type	Number of People Served
Digital Literacy Classes - 103 classes	1399
Training – Senior Planet 49 events	245

2I.4 - Broadband - Device Subsidy

ID	Subproject Name	Budget	Expenditures	Status
2I.4	Broadband Dedicated Purpose Account - Device Subsidy	\$30,000,000	\$127,939	Less Than 50% Complete

Device Subsidy - Maryland’s Devices Program is intended to provide internet accessible devices to families who are most in need. Eligible households have an income at or below 200% of the Federal Poverty Guidelines.

Program	Device Subsidy
Timeline	April 2022 – December 2023
Status	Underway
Applicant	Local jurisdictions
Available Funding	\$30 million; DHCD to purchase and provide devices
Grant Amount	Per unit dependent on demand
Results	Distribute an estimated 150,000 devices. Round 1 request for 91,300 devices totaling \$18,531,675

Use of Evidence

Broadband initiatives for unserved and underserved areas received the second highest rating in the Results First Clearinghouse, indicating that the program has a positive impact based on the most rigorous evidence.⁴⁴

⁴⁴ <https://www.countyhealthrankings.org/take-action-to-improve-health/what-works-for-health/strategies/broadband-initiatives-for-unserved-and-underserved-areas>

2I.5 - Broadband - Service Subsidy

ID	Subproject Name	Budget	Expenditures	Status
2I.5	Broadband Dedicated Purpose Account - Service Fee Subsidy	\$45,000,000	\$39,813,976	More Than 50% Complete

Service Subsidy - The Maryland Emergency Broadband Benefit (MEBB) provides a discount of up to \$15 per month toward internet service for eligible households. To receive assistance, a household must already be approved for service under the Federal Communications Commission’s Affordable Connectivity Program (ACP). The federal program provides a discount on internet service of up to \$30 per month; when combined with state assistance, households can receive a discount of \$45 per month for up to 12 months.

Program	Maryland Emergency Broadband Benefit (MEBB)
Timeline	August 2022 – March 2023
Status	Ongoing
Applicant	ISP on behalf of subscribers
Available Funding	\$45 million to provide \$15 per month service subsidy
Grant Amount	Dependent on enrolled households: 191,998 households currently receiving subsidy

The Office of Statewide Broadband has met with elected leaders (creation of a taskforce) to facilitate discussions and gauge their feedback on broadband service offerings and future needs. The office has also met multiple times with local community organizations to better understand their needs and the impacts their programs have on the communities they serve. The digital equity programs have been designed to assist those communities directly.

Equity Related Awareness, Access, and Distribution

What often stands in the way of connectivity are roadblocks to broadband adoption, be it language barriers, lack of knowledge of available options, lack of a device capable of connection, privacy concerns and more. This is where community partners like internet service providers (ISP) play an important role. They know and work directly with their constituents, having earned the trust of the people they serve. The office has partnered with multiple ISPs to bring awareness to Maryland’s communities whether through mailings or video advertisements.

Our programs are built to provide both an equitable and inclusive awareness to communities and those eligible households. The versatility of our awareness and access ensure that all possible

measures of distribution are accounted for. For example, DHCD has worked with ISPs on providing advertisements online and on TV, and has partnered with local community organizations to post flyers in their facilities and multi-dwelling units.

Equity Related Outcomes

It is vital that all Marylanders experience the long-term benefits of internet capable technology using a sustainable approach across the state and at local levels. This outcome can be achieved by developing a measurable platform such as our “digital equity scorecard”, enhancing upon the technological capacities of our community organizations, and collaborating and forming partnerships with key stakeholders.

Use of Evidence

Broadband initiatives for unserved and underserved areas received the second highest rating in the Results First Clearinghouse, indicating that the program has a positive impact based on the most rigorous evidence.⁴⁵

- **Device Subsidy:** According to the U.S. Census Bureau’s American Community Survey, approximately 287,000 Maryland households have neither a tablet nor a desktop/laptop computer. Some 200,000 are households whose annual incomes are below \$50,000. The state assumed an approximate device cost of \$150 to determine the total allotment (\$150 x 200,000 households = \$30 million).
- **Service Fee Subsidy:** According to the U.S. Census Bureau’s American Community Survey, in 2019 approximately 500,000 Maryland households qualified for the federal Lifeline program or the National School Lunch Program. The state is aiming to address a sizable portion of these households (at least half) and assumed an approximate service cost of \$15 per month to determine the total allotment (250,000 households x \$15 service fee x 12 months = \$45 million). The combination of all the state’s broadband projects will work toward addressing the issue for the full 500,000 households.

Performance

[Office of Statewide Broadband Dashboard](#)

- **Device Subsidy:**
 - Recipients (households) and funding by zip code/census tract
 - Recipient demographic info (e.g., race/ethnicity, income level, etc.)
- **Gap Networks:**
 - Recipients (providers) and funding by zip code/census tract

⁴⁵ <https://www.countyhealthrankings.org/take-action-to-improve-health/what-works-for-health/strategies/broadband-initiatives-for-unserved-and-underserved-areas>

State of Maryland

- **Service Fee Subsidy:**

- Number of recipients (households) and funding by zip code/census tract
- Recipient demographic info (e.g., race/ethnicity, income level, etc.)

The projects are just getting underway. However, with almost 350,000 households qualifying for federal internet subsidy, our office will utilize this number as a hard target for participation. Maryland currently has 160,000 households participating in the federal program. Our goal is to have this at 80% by the end of 2023 through awareness campaigns. While the office will not track specific demographics (race, age, sex etc.) we utilize address level data with census tract information to better understand end users.

Service Subsidy – Number of households participating target (350,000)

Device Subsidy – Number of households served target (~200,000)

2J – Unemployment Insurance Payments to Individuals

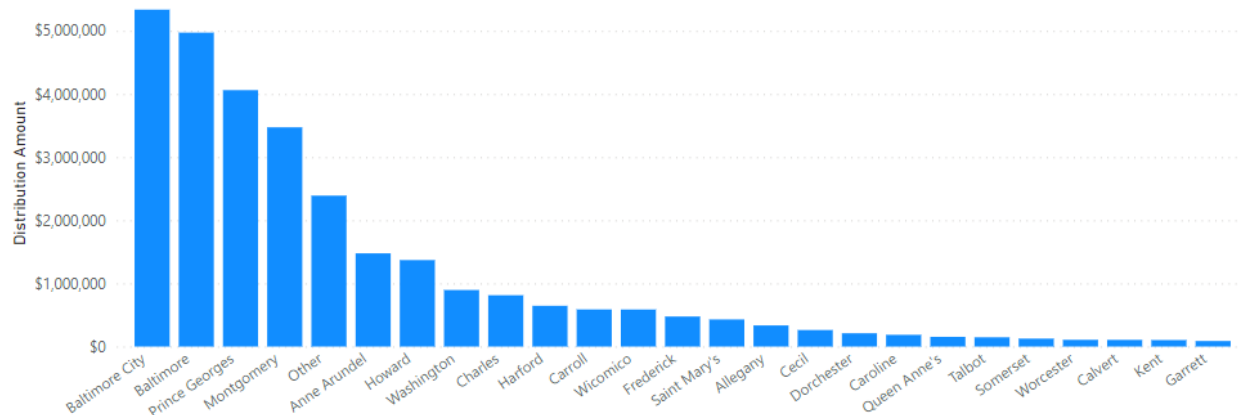
Project ID	2J
Project Name	Unemployment Insurance Payments to Individuals
Subprojects	1
Budget	\$40,237,000
Expenditures	\$40,237,000
Status	Completed
Expenditure Category	2.9 - Assistance to Households: Unemployment Benefits or Cash Assistance to Unemployed Workers

Financial Summary

ID	Subproject Name	Budget	Expenditures	Status
2J.1	Recovery Now - Pending Unemployment Insurance (UI) Claim Payments	\$40,237,000	\$40,237,000	Completed

To stabilize Maryland households that experienced unemployment during the pandemic, the Comptroller’s Revenue Administration Division in collaboration with the Department of Labor, administered \$1,000 grants to individuals whose claim for unemployment benefits was pending a determination of eligibility and in adjudication for at least 30 days. Grants were distributed March 3rd through July 6, 2021. The Results First Clearinghouse indicates the Unemployment Insurance program has a positive impact based on high-quality evidence. The following chart illustrates distributions by county.

Distribution Amount by County



2K – Unemployment Insurance to the Trust Fund

Project ID	2K
Project Name	Unemployment Insurance to the Trust Fund
Subprojects	2
Budget	\$880,000,000
Expenditures	\$880,000,000
Status	Completed
Expenditure Category	2.28 - Assistance to Households: Contributions to UI Trust Funds

Financial Summary

ID	Subproject Name	Budget	Expenditures	Status
2K.1	Administrative Support for UI Trust Fund	\$50,000,000	\$50,000,000	Completed
2K.2	Unemployment Insurance (UI) Trust Fund	\$830,000,000	\$830,000,000	Completed

Project Description

This project provides funding to replenish and administer the state’s Unemployment Insurance (UI) Trust Fund.

2K.1 and 2K.2 – Unemployment Insurance (UI) Trust Fund

In the fall of 2020, the Maryland Chamber of Commerce made the replenishment of Maryland’s Unemployment Insurance Trust Fund a priority, as the balance of the fund became more precarious due to the impact of COVID-19. In addition to placing a strain on the payout of benefits to struggling workers who are in need of unemployment benefits, depletion of the trust fund balance would have forced Maryland employers to face significant unemployment insurance tax increases in future years.

2021 SUI tax rates increased from lowest rate schedule to highest rate

Rate Schedule F, the highest per law, was in effect for calendar year 2021. The Relief Act ([SB 496/CH39](#)) codified the 2021 SUI tax rates not be based on individual employer experience for fiscal year 2020. Although the computation of employer individual SUI tax rates did not take into account COVID-19 UI benefits for fiscal year 2020, the overall historic impact on the state's UI trust fund caused a significant increase in 2021 employer SUI tax rates. (See EY Tax Alert [2021-0427](#), 2-25-2021.)⁴⁶

The Maryland 2021 SUI tax rates ranged from 2.2% to 13.5% on Table F, up from 0.3% to 7.5% on Table A (the lowest rate schedule). Table A had been in effect for five consecutive years prior to 2021. The intent was to re-establish consistently lower rate tables.

Project Activities

The 2021 Legislative Session enacted emergency legislation ([SB 811](#)/Chapter 73) requiring the governor to deposit enough federal relief funds into the state's unemployment insurance (SUI) trust fund to ensure that Rate Schedule C, the midway point of SUI rate schedules under the state UI law, be in effect for calendar year 2022. The bill also requires that Rate Schedule C be used for calendar year 2023. SUI tax rates on Rate Schedule C range from 1.0% to 10.5%.

The law required the governor to include in the fiscal year 2022 annual budget bill an appropriation of federal American Rescue Plan (ARP) funds sufficient to replenish the SUI trust fund to the point resulting in Table C for calendar 2022. The appropriation may also be used for administrative costs, including the repayment of the federal unemployment insurance (UI) loan balance. An estimated \$1.1 billion in federal funds would need to be allocated to the UI trust fund to accomplish this goal. (SB 811 fiscal note).

According to the federal Treasury Direct website, as of September 27, 2021, Maryland paid off its federal UI loan balance by using ARP funding as allowed under SB 811. It avoided the federal unemployment insurance tax (FUTA) credit reduction that was set to trigger in 2022.

Outcome

The project achieved its intended outcome. In 2024, the unemployment insurance rates were reduced back to Table A.

⁴⁶ October 4, 2021, [retrieved from Ernst and Young's U.S. Edition Tax News Update](#)

2L – Affordable Housing

Project ID	2L
Project Name	Affordable Housing
Subprojects	1
Budget	\$10,150,000
Expenditures	\$3,360,172
Status	Less Than 50% Complete
Expenditure Category	2.15 - Assistance to Households: Long-term Housing Security: Affordable Housing

Financial Summary

ID	Subproject Name	Budget	Expenditures	Status
2L.1	Project HOW	\$10,150,000	\$3,360,172	Less Than 50% Complete

Project Description

Homeownership Works (HOW) is a pilot program focusing significant investment in concentrated residential areas within two economically impacted low-income neighborhoods, one urban and one rural, to:

- Create new opportunities for affordable homeownership through rehabilitation of historic vacant homes and through creation of new infill homes on formerly vacant lots
- Provide existing “legacy” homeowners with critical home repairs and significant facade improvements.
- Lift property values to build wealth for new and existing homeowners.

HOW will show the importance of targeted homeownership investment to the creation of wealth for formerly marginalized and pandemic-impacted populations. HOW will create new tools at the Department of Housing and Community Development (DHCD) – such as for predevelopment and construction financing to create affordable homeownership – to enable sustained investment in communities whose residents have faced significant economic challenges from the pandemic in addition to historic disinvestment.

Project Activities

New homeownership opportunities: In the urban community of Johnston Square in Baltimore City, HOW will stabilize and rehabilitate at least 30 vacant homes to become affordable

homeownership opportunities. In the community of the Pine Street Historic District in the City of Cambridge will build at least 7 new homes as infill on formerly vacant lots to become affordable homeownership opportunities. This effort complements substantial investments by the Department in infrastructure, public amenities, and economic development. Construction cost increases and site acquisition delays have reduced the number units expected in this phase from 12 to 7, but the balance are likely to be produced under the UPLIFT program, HOW's successor.

Rehab and repairs for existing homeowners: In both communities a total of 30 existing homeowner households will receive support for critical repairs; and at least 10 will receive support for exterior facade improvements. The number of homeowners in Johnson Square has more than doubled initial projections and while Pine Street has lagged owing to the need to negotiate a partnership agreement with a local not-for-profit coupled with staff changes at the organization, the pace of this effort is now picking up.

Homeownership counseling and legal services: DHCD is coordinating with local nonprofit partners to create a pipeline of well-prepared new homebuyers for the new affordable housing units. In addition, DHCD will continue to fund legal services for existing households that have "tangled titles"/ estates to remove barriers to accessing support for critical repairs.

Equity Related Activities

The HOW pilot is focused entirely on targeted homeownership in two historic African American communities with depressed property values. The goal of HOW is to strengthen these housing markets through blight elimination and concentrated homeownership investment to increase equity and wealth for new homebuyers of color as well as for existing homeowners of color.

Community Engagement Related Activities

The HOW pilot has been informed by substantial consultation with nonprofit leaders, local government leaders, private-sector development leaders and local community leaders. In the Spring of 2021, DHCD staff conducted interviews with ~40 stakeholders before designing the concept for what became the HOW pilot; this research resulted in an internal report entitled "Housing Acquisition and Rehabilitation: Opportunities for Maryland's Community Revitalization Toolbox." Prior to deploying the awarded HOW funding, DHCD's CDA appointed a special project leader to refine the deployment of HOW funding and related funding; the CDA project leader subsequently conducted interviews, meetings, and site visits.

Timeline

January 2022 through June 2022 – Coordination with local partners to create investment plans, roles, and grant agreements. Workshops for existing homeowners interested in assistance with critical repairs and facade improvements.

July 2022 through December 2022: Obligation of approximately \$5 million in HOW funding for rehabilitation and construction for new homeownership opportunities. Obligation of

State of Maryland

approximately \$1million for critical repairs and facade improvements for existing homeowners. Creation of a pipeline of new homebuyers through housing counseling.

January 2023 through June 2023: Obligation of remaining \$3 million in HOW funding.

July 2023 through December 2023: Construction work in 17 buildings in Johnson Square is underway. Homes will be sold over the next six months. Design development work is underway in Cambridge now that the sites have been secured.

January 2024 through June 2024: Two homes were sold and two more are nearing completion. Two more are finishing and will be marketed in the coming months.

Primary Delivery Mechanisms and Partners

Johnston Square, Baltimore City: DHCD's principal partner is the nonprofit Rebuild Metro Baltimore which is working in close partnership with the grassroots Rebuild Johnston Square community association. Rebuild Metro will be the recipient of HOW grant awards to support pre-development work including the stabilization of vacant properties for rehabilitation for homeownership, and for residential facade improvements to help bring existing homeowners along as the blocks improve. DHCD's special loans team will use HOW funding to support interior improvements for legacy homeowners in the area, and the CDA team will use HOW funding to support construction of the new homes.

Pine Street, Cambridge: DHCD has two principal partners – City of Cambridge and Habitat Choptank. The city will focus HOW funding on recruitment of a Developer for new infill construction, and Habitat will focus on infill and rehab activities using their sweat equity model.

Equity Related Awareness, Access, and Distribution

Because the HOW pilot is focused on residential investment in two specific historic African American communities, DHCD has provided extensive outreach to residents through a variety of trusted and practical channels. In Cambridge, equitable awareness of the HOW program has been accomplished through: City council hearings and community meetings. In Johnston Square, equitable awareness of the HOW program has been accomplished through training with Johnston Square block captains and community meetings.

Intended Outcomes

Overarching Outcomes

- Increased home values to increase wealth of households of color
- Decreased residential vacancies and increased housing quality as a means of neighborhood revitalization and safety.

Outputs to Achieve Outcomes

- Number of units of rehabilitated housing: At least 30 in Johnston Square/Baltimore City.
- Number of units of new infill housing: At least 12 in Pine Street/Cambridge.
- Number of home buyers provided counseling: At least 50.
- Number of homeowners provided “tangled title” services: At least 10
- Disbursement of all funds by December 31, 2021

Equity Related Outcomes

The entire allocation of HOW pilot funding is targeted to achieve and strengthen affordable homeownership in two traditionally marginalized low-income communities. The outcomes described above are entirely focused on achieving wealth building for households of color in these two communities.

One challenge to project success is creating a pipeline of ready homebuyers; previous experience in working with local renters in both target communities portends challenges with sufficient income and credit health.

Use of Evidence

Numerous studies have shown that homeownership has been a traditional source of wealth for low and moderate-income households. However, homeownership levels of people of color have lagged the majority population. In addition, people of color have been historically segregated by redlining and other systemic factors in neighborhoods with homes of lower value. A 2018 study by the Brookings Institution determined that homes in majority Black neighborhoods are undervalued by \$48,000 on average when compared to homes of similar quality in neighborhoods with similar amenities but with very few or no Black residents. Targeted concentrated investment in new homeownership and strengthening existing homeownership is an evidence-based approach to both increasing household wealth and strengthening overall neighborhood home values.

Performance Report

Overarching Outcomes:

- Increased home values to increase wealth of households of color
- Decreased residential vacancies and increased housing quality as a means of neighborhood revitalization and safety.

Outputs to Achieve Outcomes:

- Number of units of rehabilitated housing: At least 30 in Johnston Square/Baltimore City.
- Number of units of new infill housing: At least 12 in Pine Street/Cambridge.
- Number of legacy homeowner improvements: At least 30 across both sites
- Number of residential exterior and facade improvements: At least 30 across both sites
- Number of home buyers provided counseling: At least 50.
- Number of homeowners provided “tangled title” services: At least 10

2M – K-12 Academic Services

Project ID	2M
Project Name	K-12 Academic Services
Subprojects	6
Budget	\$269,514,657
Expenditures	\$235,551,579
Status	More Than 50% Complete
Expenditure Category	2.25 - Assistance to Households: Addressing Educational Disparities: Academic, Social, and Emotional Services

Financial Summary

ID	Subproject Name	Budget	Expenditures	Status
2M.1	Recovery Now - Juvenile Services Education	\$938,839	\$938,839	Completed
2M.2	Student Support Network	\$1,000,000	\$866,348	More Than 50% Complete
2M.3	Summer School	\$50,000,000	\$48,484,108	More Than 90% Complete
2M.4	Transitional Supplemental Instruction	\$20,000,000	\$16,935,035	More Than 50% Complete
2M.5	Transitional Supplemental Instruction - Blueprint Fund	\$46,000,000	\$46,000,000	Completed
2M.6	Tutoring and Supplemental Instruction	\$151,575,818	\$122,327,249	More Than 50% Complete

Project Description

Maryland received more than \$3 billion in pandemic relief for education. The state's schools serve more than 860,000 children. In FY23, Maryland provided, on average, \$8,027, per-pupil in the state share of state aid to Maryland school districts. This SLFRF project for K-12 Academic Services includes six subprojects, with a budget close to \$270 million.

2M.1 - Recovery Now - Maryland State Department of Education - Juvenile Services Education

ID	Subproject Name	Budget	Expenditures	Status
2M.1	Recovery Now - Juvenile Services Education	\$938,839	\$938,839	Completed

The Juvenile Services Education (JSE) project administered by the Maryland State Department of Education (MSDE) provides educational services to youth placed in Department of Juvenile Services-operated detention and residential facilities. The project provided students and staff with peripherals, classroom technology, and equipment to effectuate virtual learning.

Project Activities

COVID-19 presented the same challenges to students in the Juvenile Services Education program that traditional settings faced regarding technology, supplies, and other equipment needed for learning. SLFRF provided laptops for teachers, headphones for students and teachers, and updated student computers for use in a virtual classroom.

Timeline

The funding was spent between March 4th and June 30th, 2021.

Use of Evidence

Juvenile Services Education has similar requirements for safety and meeting student needs as students in all schools. The evidence base for Juvenile Services Education is the U.S. Department of Education. Handbooks include evidence from the Centers for Disease Control and Management and from various studies that describe best practices for safely reopening schools, and to provide virtual instruction when classroom instruction was not available.⁴⁷

⁴⁷U.S. Department of Education COVID-19 Handbooks, Volumes 1 and 2, respectively titled Strategies for Safely Reopening Elementary and Secondary Schools and Roadmap to Reopening Safely and Meeting All Students' Needs; <https://www2.ed.gov/documents/coronavirus/reopening.pdf> and <https://www2.ed.gov/documents/coronavirus/reopening-2.pdf>

2M.2 - Student Support Network

ID	Subproject Name	Budget	Expenditures	Status
2M.2	Student Support Network	\$1,000,000	\$866,348	More Than 50% Complete

The [Student Support Network](#) is a registered 501c3 in Baltimore County that was created in 2015 to improve the lives of school children living in poverty, described as 2 out of 3 students in the Baltimore County Public School System. The program supports students in 21 district schools.

Project Activities

SLFRF funds may be used to:

- Support operating expenses related to program delivery;
- Purchase materials and supplies to support student engagement in programming;
- Support transportation costs for students and advisors participating in programming;
- Provide services for students related to participation in the Student Support Network; and
- Operating costs of the organization.
- Funds may not be used for construction of temporary or permanent structures.

Key strategies for executing ongoing services include:

1. Operating "Rooms of Support": This involves frequent communications with school staff and assigned volunteers, the order, storage, and delivery of requested items by schools, the collection and analysis of data from Rooms of Support personnel, and the fulfillment of special requests for students.
2. Volunteer Training and Engagement: The program carries out lead volunteer training sessions each August/September of the grant period and provides additional training for new volunteers throughout the year.
3. External Communications: To raise public awareness of the work, the program conducts regular communications with social media followers and email subscribers. This includes social media posts 1-3 times per week, monthly e-newsletters, website updates, and media pitches. These activities, primarily managed by the executive director, enhance the success of the Network by informing the public about student needs, volunteer, donation, and advocacy opportunities for students living in poverty.

Grant funds facilitate these strategies, covering staff salaries and purchasing necessary goods or services. Key strategies for initiating new services:

- Outreach to administrators of schools on the waiting list and meetings to select the neediest candidates for partnership.
- Recruitment of volunteers to staff Rooms of Support at new schools.
- Communication of opportunities for food and other item distributions to non-Network school administrators and arranging subsequent service meetings.

State of Maryland

Use of Evidence

The grant program focuses on improving the educational and social outcomes of students from food insecure households. Research reveals these students exhibit marginal advancements in mathematics and reading scores while also experiencing a decline in social skills compared to their peers from food secure homes.

Performance

Projected Goals	Projected Outcomes	Achieved Goals	Achieved Outcomes
Goal #1: Help alleviate the impact of COVID-19 on Baltimore County students and families by expanding Rooms of Support, adding at least 5 new schools.	<p>Measurable Outcome: By September 30, 2023, establish partnerships with at least five new schools.</p> <p>Milestone objectives: complete selection process to new schools, finalize MOUs, recruit lead volunteers, begin operations.</p>	6 new schools	Hired Program Manager
Goal #2: Contribute to the alleviation of the negative economic impact of COVID-19 on Baltimore County students and families by increasing food distribution efforts at our partner schools.	<p>Measurable Outcome: 2022-23 academic year: begin regular food distribution and continues through the end of grant period.</p> <p>Milestone objectives: establish needs of schools, recruit and train volunteers, complete scheduled distributions of food.</p>	Stocked Rooms of Support and distributed backpacks	<p>Curbside distributions before Thanksgiving and Winter breaks.</p> <p>Formal volunteer training .</p>
Goal #3: Increase student readiness to learn within schools where Rooms of Support exist.	<p>Measurable Outcome: Student-, teacher-, and school support staff-completed surveys will show an increase in readiness to learn from before students accessed Student Support Network resources (school supplies, clothing/shoes/backpacks, and food) to after. Surveys will be conducted quarterly within consistent cohorts of respondents.</p> <p>Milestone objectives: Design surveys, survey quarterly, analyze, and quantify results.</p>		
Goal #4: Increase organizational capacity and sustainability.	<p>Measurable Outcome: Student Support Network Board of Directors and staff will report greater consensus and confidence on the future direction of the organization.</p> <p>Milestone objectives: Complete needs assessment and strategic plan.</p>	On track with increased distro to families.	Hired additional staff and start discussions around sustainability.

2M.3 - Summer School

ID	Subproject Name	Budget	Expenditures	Status
2M.3	Summer School	\$50,000,000	\$48,484,108	More Than 90% Complete

The State and Local Fiscal Recovery Funds Summer School Program was a statewide initiative aimed to address learning gaps and enhance educational outcomes for K-12 public school students, including rising kindergarteners. The program provided tuition-free summer learning experiences, focusing on whole-child development, ensuring students thrive intellectually, socially, physically, and emotionally. A key feature of this initiative was its flexibility in meeting diverse local needs. Across the state, districts used the funds to support comprehensive academic and enrichment programs. For instance, some districts targeted academic supports and English language development, while others had innovative offerings like STEM Olympics and intensive literacy instruction initiatives. The program mandated Local Education Agencies (LEAs) to provide necessary transportation services, demonstrating a commitment to educational equity.

LEAs also formed partnerships with local governments and nonprofits to enrich students' learning experiences. LEAs were tasked with administering pre and post-program assessments to evaluate effectiveness. Overall, the SLFRF Summer School Program represented a robust effort to bolster public education across the state, addressing localized needs while upholding a shared commitment to promoting academic success for all students.

Project Activities

LEA	Planned Grant Activities and Uses of Funds
Allegany	Funds will go to the salaries/wages, fixed charges, and materials to support 60 teachers and 10 instructional assistants from kindergarten to 5th grade during the 3-week summer learning program.
Anne Arundel	Will fund summer school activities such as targeted academic supports for all students; English language development for English learners; recovery of compensatory services for students with IEPS and targeted tutoring; and whole child learning and development.
Baltimore City	The Baltimore City School System will use the summer school grant for the Springboard Summer Program. Springboard is an intensive 6-week program that includes literacy instruction for students, weekly engagement opportunities for families to support their children's reading at home, and job-embedded professional development for teachers. For summer 2021, 39 schools will participate in the program. The grant fund will be used to pay stipends for teachers, including FICA for 200 teachers and 38 site leads. In addition, the fund will be spent on a 3-hour enrichment program for 75

State of Maryland

LEA	Planned Grant Activities and Uses of Funds
	students, Springboard student bundles for 3,000 students, and Springboard partner support packages for 38 schools.
Baltimore County	Funds will be used for the teacher salaries for the summer 2021 virtual program.
Calvert	Funds will go to elementary school teacher salaries and fixed charges. Calvert County will focus on developing the whole child - intellectually, socially, physically and emotionally - with summer school program themes of Building a Math Mindset and For the Love of Reading. Students have an option to attend 1 or 2 days a week for 3.5 hours Monday through Thursday. Transportation will also be available for all students. Students will also be administered an Affect Survey, before and after summer school.
Caroline	Will use funds for "STEM Olympics", in collaboration with Caroline County Parks for elementary, middle school, and high school students. It will also include daily academic instruction in reading and math.
Carroll	Expand the summer recovery program. Funds will go to salaries and wages and fixed charges for teachers and assistants based on negotiated agreements.
Cecil	Will fund summer enrichment programs at elementary, middle, and high schools. Funds will also go to the transportation of the students.
Charles	Funds will go to salaries and wages, contracted services, and supplies and materials for the summer enrichment program.
Dorchester	To fund salaries, wages, and FICA of elementary, middle, and high school Summer Academy teachers and non-certified staff.
Frederick	Funds will go to the Elevate Academy summer program to support teachers, coordinators, and supporting staff salaries, wages, and supplies.
Garrett	The funds will go toward salaries, wages, and materials for a 2-week summer learning camp to all interested students.
Harford	Funds will go to the salaries, wages, and materials for teachers and coordinators for three summer programs in 2021. This includes elementary, middle, and high school, and a blended virtual high school program.
Howard	Funds will be used to pay salaries, wages, and stipends for 75 special education teachers and 50 para-educators in 2021 to serve students with IEPs.
Kent	Funds will be used to pay salaries and benefits for 3 high school, 2 elementary, and 1 middle school site coordinator. Additional funds will be used to cover materials and supplies needed to run the summer learning programs. Site coordinators support teacher planning, assessments, interventions, and field trips to meet student needs.

State of Maryland

LEA	Planned Grant Activities and Uses of Funds
Montgomery	Will offer a variety of summer program experiences at no cost, in an online and in-person model during the summer of 2021 for students in rising Kindergarten through grade 12. Funds will be used to pay salaries and benefits for 235 staff members who fulfill their summer program obligations.
Prince George's	Funds will be used to pay salaries and benefits for staff who participate in the summer learning program. Also, funds for contracted services and materials for Acceleration Academy, an Education Equality Initiative.
Queen Anne's	Will use funds for summer school transportation contracted services.
St. Mary's	Funds will be used to provide recovery services to students with significant regression on IEP goals and objectives.
Somerset	Funds will be used on salaries and benefits for 30 teachers at \$35 per hour and 19 paraprofessionals at \$20 per hour for 20 days, 6 hours per day. The funds will also be used for school transportation.
Talbot	Will use funds for transportation expenses in 2021 to pay salaries, fixed charges, and fuel costs.
Washington	Created summer school learning programs for students in kindergarten through 12 th grade. The grant fund will be used to pay a portion of the salaries and benefits for 2,280 teachers.
Wicomico	Wicomico County Public Schools offer students opportunities to continue learning during the summer months. The grant fund will be used to pay the salaries and employee benefits for the Teachers and Assistant Teachers who participate in the summer school program. Also, part of the grant fund will be used for Bus contracted services and supplies and materials for the summer school program.
Worcester	Worcester County Public Schools has been offering free and comprehensive Prek-12 summer academies to students. The Summer school grant fund will be used to supplement salaries for 98 Teachers and 48 Educational Assistants. Also, the LSS will use part of the grant fund for instructional materials for EiE STEM kits (dowel rods, stomp rockets, teacher STEM literacy manuals, craft materials like glue, markers, foam, etc. to execute the projects, etc.)

Use of Evidence

The Results First Clearinghouse indicates Summer Learning Programs has a positive impact based on the most rigorous evidence:

There is strong evidence that summer learning programs improve participants' reading and math outcomes although some programs are more effective than others. Overall, academically-focused

programs such as mandatory programs focused on remedial learning, voluntary programs supporting accelerated learning, and non-classroom-based reading-at-home programs have been shown to increase student achievement. Some studies find larger effects for students from middle income families than students whose families have lower incomes; other studies show the greatest literacy benefits among children from low-income families. Disadvantaged students generally have greater levels of summer learning loss than their more advantaged peers, especially in reading. Consistent program attendance is associated with improved student outcomes. Actively recruiting students and offering engaging material and extracurricular enrichment along with academics can support consistent attendance. Students who receive free or reduced-price school lunch during the school year, who may struggle with food insecurity during the summer months, can be offered breakfast and lunch through summer learning programs.⁴⁸

⁴⁸ Results First Clearinghouse; retrieved 11/1/23 from <https://www.countyhealthrankings.org/take-action-to-improve-health/what-works-for-health/strategies/summer-learning-programs>

2M.4 and 2M.5 - Transitional Supplemental Instruction and Transitional Supplemental Instruction - Blueprint Fund

ID	Subproject Name	Budget	Expenditures	Status
2M.4	Transitional Supplemental Instruction	\$20,000,000	\$16,935,035	More Than 50% Complete
2M.5	Transitional Supplemental Instruction - Blueprint Fund	\$46,000,000	\$46,000,000	Completed

The Transitional Supplemental Instruction program provides additional resources to schools that enroll struggling learners in grades kindergarten, 1, 2, and 3. The Blueprint for Maryland's Future Transitional Supplemental Instruction State Aid program was an ambitious, state-sponsored initiative designed to tackle academic achievement gaps and enhance the quality of education across Maryland's K-12 public schools. It focused on providing supplemental instruction to students who needed additional academic support, particularly those transitioning between different educational levels or facing learning loss due to the impacts of the pandemic.

This targeted program utilized funds to create and implement high-quality instructional opportunities outside of the standard classroom environment. This included after-school, weekend, and summer tutoring sessions, both in-person and online, thus ensuring students could access help whenever needed. The program was designed to cater to the unique educational requirements of each student, prioritizing personalized learning plans to address specific areas of academic need.

In addition to academic support, the Blueprint program also emphasized collaboration with local government and nonprofit organizations, demonstrating a holistic approach to student success. Through these partnerships, the program ensured that transportation and other necessary resources were available to all participating students, reducing barriers to access. The program's success was evaluated annually through comprehensive assessments to ensure ongoing improvement and adaptability, emphasizing Maryland's commitment to high-quality, equitable education for all students.

Project Activities

Under the Blueprint for Maryland's Future Transitional Supplemental Instruction State Aid program, there are several defined activities that are allowable according to the law. These activities focus on improving student achievement, particularly for students who are at risk of falling behind or who have been identified as having suffered learning loss.

Tutoring and Remedial Support: Schools can implement individual or small-group tutoring programs, including those that take place after school hours or on weekends. This could also include remediation classes that focus on key subject areas where students might be struggling.

State of Maryland

1. **Extended Learning Opportunities:** This might involve the creation of after-school programs, summer learning programs, or other extended learning opportunities. The aim is to provide students with additional instructional time outside the typical school day.
2. **Instructional Materials and Resources:** Funding can be used to purchase additional resources and materials to support the supplemental instruction. This might include textbooks, digital learning resources, or other educational materials.
3. **Personnel Costs:** Funds can be used to pay for the additional personnel required to implement these programs, including teacher salaries, stipends for after-hours work, and costs for additional support staff.
4. **Collaborative Efforts:** Schools are encouraged to collaborate with local government and nonprofit organizations to provide additional services or support to students. This might include transportation services, meal programs, or access to other resources.
5. **Evaluation and Monitoring:** The law allows for regular assessment of students' progress, to monitor the effectiveness of the supplemental instruction. It also permits the evaluation of the program overall to ensure it is delivering the expected improvements in student outcomes.
6. **Professional Development:** The program can cover the costs of professional development for educators, helping them effectively implement transitional supplemental instruction and utilize best practices for supporting student success.

Each of these activities is designed to offer additional support to students, particularly those transitioning between school levels, to ensure they have the necessary skills and knowledge to succeed.

Timeline

Grant funds were distributed to local education agency in accordance with State law, as six (6) bi-monthly payments.

2M.6 - Tutoring and Supplemental Instruction

ID	Subproject Name	Budget	Expenditures	Status
2M.6	Tutoring and Supplemental Instruction	\$151,575,818	\$122,327,249	More Than 50% Complete

The Tutoring and Supplemental Instruction Program portion of SLFRF-funded activities was a robust, multifaceted initiative funded by a state grant, designed to combat learning loss and promote academic growth across public schools in various districts. Implemented in accordance with the unique needs of each district, the program emphasized the use of personalized instruction, which included both in-person and virtual tutoring sessions, along with supplemental instruction for students in grades 4-12.

Varied in its implementation, the program included after-school tutoring sessions, extended day programs, on-demand virtual support, and mentorship opportunities. Each district tailored the program to its unique needs - some focused on specific subjects, such as reading/language arts and math, while others emphasized mental health support. Districts were required to provide transportation and meals when necessary, demonstrating a commitment to ensuring all students could access these resources.

Districts used a range of data, including MAP scores, Lexia data, Dreambox data, and student grades, to identify eligible students for tutoring and supplemental instruction. Moreover, diagnostic assessments were frequently utilized to monitor student progress and evaluate the effectiveness of the tutoring program. The initiative marked a considerable investment in both educators, through salaries and professional development opportunities, and students, offering an enhanced educational environment to counter the learning loss brought on by the pandemic.

Project Activities

LEA	Planned Grant Activities and Uses of Funds
Allegany	The grant will fund the salaries, wages and fringe benefits of the after school tutoring program teachers for 31 weeks at 8 schools at \$51.08 per hour and also to the salaries/wages and fringe benefit of the Mental Health Personnel. Some of the funds will go to the transportation of the students at 2k each day.
Anne Arundel	Learning Loss Technicians provide individual/small group support during the school day; School-based after-hours tutoring/mentoring for targeted students; On-demand virtual tutors/homework help.

State of Maryland

LEA	Planned Grant Activities and Uses of Funds
Baltimore City	In school and extended time tutoring for students, utilize vendors and community-based partners, groups of four or less. School-based program selections. Vendor evaluation of efficacy. Progress monitoring software.
Baltimore County	School-developed accelerated achievement programs targeted to needs of students in the community; during school and through extended hours programming; transportation and meals will be provided.
Calvert	Small group tutoring for identified students in grades 4-12. MAP, Lexia, Dreambox data and student grades will be used to identify eligible students.
Caroline	Fully virtual program accessed during school and in an on-demand basis beyond school hours.
Carroll	Extended day program for students in grades 4-12 two hours per day for three days per week for 12-week sessions during both the fall and the spring semester. Teacher stipends and transportation.
Cecil	In-school and on-demand tutoring is provided to students in grades 4-12 for two years. Teacher stipends and transportation costs included in the budget.
Charles	In person elementary school tutoring programs at 23 schools; middle and high school students/families can request course-specific tutoring that will be delivered online through Proximity Learning, purchased through this grant.
Dorchester	162 teachers will provide small group and one-on-one tutoring for all students using Lexia, iReady and Illustrative Math. Tutoring will be provided after school and on weekends, transportation will be provided.
Frederick	In-school, extended day/week, and on-demand tutoring will be provided to students by invitation to address unfinished learning. Students will have enrichment opportunities as well. Teachers will have PD and planning time; contracted vendors will provide on-demand support. Transportation, SEL, and health services will be available to participating students.
Garrett	In-school one-on-one/small group tutoring to grades 4-12 students identified through assessment tools as most impacted by lost instructional time. Elementary will focus on reading/language arts, middle and high school will focus on math and ELA as necessary.

State of Maryland

LEA	Planned Grant Activities and Uses of Funds
Harford	Teacher-led virtual instruction two hours/week/content area; contracted support for subject areas without available certified teachers, utilizing approved interventions aligned to MCCR standards, over three-year period.
Howard	In-school, extended day, and on-demand small group and one-on-one tutoring will be available to students in grades 4-12; science and social studies support will be available to high school students; transportation and interpreters will be provided as needed.
Kent	Funds will partially support four instructional assistants to support students in grades 4-12 to support tutoring and supplemental instruction.
Montgomery	All students will take a diagnostic assessment, data will be used to identify students most impacted by lost instructional time; fully virtual tutoring program will incorporate five reading intervention programs and two math intervention programs, available to all students in grades 4-12. MCPS teachers will provide tutoring support and progress monitored through selected interventions.
Prince George	Fully virtual tutoring program for grades 4-10 students most impacted by the pandemic. Elementary reading and math. Middle school program with Close-up Foundation of DC.
Queen Anne's	Will provide 721 students with an estimated 32 hours of tutoring per student.
St. Mary's	ABA professionals provide staff training, direct intervention with students, compensatory services for special education students,
Somerset	Tutoring program at 6 sites 30 weeks, 2 years, 39 tutors, site coordinators, transportation
Talbot	In-school and extended day program for students in grades 4-12; middle school math instructional assistants, System-wide Tutoring Coordinator, technology facilitator, and instructional materials.
Washington	Nine ELA, Math tutors in grades 6-12 for three years, additional summer school tutoring support, summer school materials of instruction, grades 6-12 materials of instruction.

LEA	Planned Grant Activities and Uses of Funds
Wicomico	One coordinator, 4 middle school instructional assistants and 7 high school instructional assistants will support ELA tutoring and supplemental instruction, Varsity Tutors Contract will support math tutoring and instruction for students in middle and high school.
Worcester	Small group after school tutoring program for students in grades 4-12 at 10 schools. Grant facilitator, transportation, food services, will be provided. Students will be identified through iReady diagnostic assessments, which will also serve as the pre and post assessment tool.

Use of Evidence

LEAs are required to use evidence-based programs and strategies that meet the expectations of Strong or Moderate evidence as defined in the federal Every Student Succeeds Act, administer a pre-and post-assessment to evaluate student progress, and evaluate the effectiveness of the program at the conclusion of each session or school year. For example, Lexia and Dreambox have the second-highest rating in the Results First Clearinghouse.

Lexia Reading is a computerized reading program that provides phonics instruction and gives students independent practice in basic reading skills. Lexia Reading is designed to supplement regular classroom instruction and to support skill development in the five areas of reading instruction identified by the National Reading Panel.

<https://ies.ed.gov/ncee/wwc/EvidenceSnapshot/274>

DreamBox Learning is a supplemental online mathematics program that provides adaptive instruction for students in grades K–5 and focuses on number and operations, place value, and number sense. The program aims to individualize instruction for each student using unique paths through the curriculum that match each student’s level of comprehension and learning style.

<https://ies.ed.gov/ncee/wwc/EvidenceSnapshot/627>

2N – Public Health Equity Resources

Project ID	2N
Project Name	Public Health Equity Resources
Subprojects	3
Budget	\$18,956,956
Expenditures	\$14,801,408
Status	More Than 50% Complete
Expenditure Category	2.37 - Economic Impact Assistance: Other

Financial Summary

ID	Subproject Name	Budget	Expenditures	Status
2N.1	ACES Grants - Excelerate MD	\$2,969,884	\$2,969,884	Completed
2N.2	Expansion of the Boys & Girls Clubs MD	\$1,987,072	\$1,987,072	Completed
2N.3	Health Equity Resources Communities Grants	\$14,000,000	\$9,844,452	More Than 50% Complete

Project Description

This project utilizes SLFRF to provide economic impact assistance to Public Health Equity Resources.

2N.1 - ACES Grants - Excelerate MD

ID	Subproject Name	Budget	Expenditures	Status
2N.1	ACES Grants - Excelerate MD	\$2,969,884	\$2,969,884	Completed

Rural victims are more likely to experience social isolation, privacy concerns, reduced access to transportation, economic hardship, sexual abuse, exposure to other crimes, and lack of communication with service organizations. Lack of affordable housing, limited childcare resources, and low paying jobs are a reality for rural domestic violence victims.

The Mid-Shore Council on Family Violence’s Safe Passages Project will enhance existing case management solutions to impact the needs of people affected by domestic violence. Services designed by the Mid-Shore Council of Family Violence will address the exacerbated physical isolation that victims of domestic violence experience while living in extremely rural areas and during the COVID-19 pandemic.

Project Activities

The Safe Passages Project includes a technology solution. The project was completed to include discovery and planning activities to integrate customer profiles into the solution. Future expansion could serve as a prototype for partners, enabling improvements to speed and personalization of care for domestic violence victims and their families.

Intended Outcomes

- Solutions for domestic violence victims moving from crisis to safety to self-sufficiency.
- Increase the ability of case managers to provide the right services at the right times.

Use of Evidence

In 2021, Maryland created the Healing Maryland’s Trauma Act establishing a Commission on Trauma-Informed Care. The purpose of the Commission is to coordinate a statewide initiative to prioritize the trauma-response and trauma-informed delivery of state services that impact children, youth, families, and older adults.

The Commission is required to report its findings and recommendations to the Governor and General Assembly.⁴⁹ Reports include the process and framework for implementing the ACEs program, program execution, training personnel on trauma-informed evidence-based approaches to support individuals and families, and metrics to demonstrate progress.

⁴⁹ https://mgaleg.maryland.gov/2021RS/chapters_noln/Ch_722_hb0548T.pdf

State of Maryland

Evidence-based best practices for trauma-informed care can be seen in the Commission's guiding principles: The Maryland Way: Trauma-Informed, Resilience-Oriented, Equitable Care and Culture (TIROE). The Commission continues to participate in the National Governors Association's (NGA) Preventing Adverse Childhood Experiences Learning Collaborative and National Association for State Health Policy's State Trauma and Resilience Network - multi-state collaboratives that share best practices.

Performance

Number of months, on average, that clients stay with the agency:

FY23 Q1: 4 months

FY23 Q2: 5 months

2N.2 - Expansion of the Boys and Girls Clubs MD

ID	Subproject Name	Budget	Expenditures	Status
2N.2	Expansion of the Boys & Girls Clubs MD	\$1,987,072	\$1,987,072	Completed

The Boys & Girls Clubs of Metropolitan Baltimore Inc. will help Maryland's youth recover from the devastating impacts of the COVID-19 pandemic. Adverse Childhood Experiences (ACEs) have been linked to an increased risk of poor educational, behavioral, economic, and physical health outcomes. The Boys and Girls Clubs provide evidence-based youth development programs, mentoring and other educational enrichment activities rooted in positive youth development. In addition to providing the time-tested Club model, the Alliance deployed resources, training, and support for youths and their families. The Clubs provide expanded services to communities that lack universal access to effective youth development programs. This will support the well-being of youth and will continue to link in-school and out-of-school time for Maryland's youth by collaborating with 15 communities.

Equity Related Activities

Youth Behavioral Risk Survey (YRBS) data and robust input from stakeholders identify communities where “youth that need us most” are present. Social factors that fall into four main categories include poverty levels, household capacity, transportation access and the prevalence of minorities for whom English is a second language. Significant pockets of high vulnerability have been identified in targeted clubs.

Community Engagement Related Activities

Through the intuitive technology solutions offered in various platforms, there will be an ability to leverage remote learning opportunities, integrate state data sources, and use intelligent interactions to each user that is secure and accessible at the point of need. One of the goals is to expand pop-up community programs that are mobile in nature and resilience focused to offer summer camps for educational enhancement.

Primary Delivery Mechanisms and Partners

The Alliance will digitize manual paper-based workflows enabling insight into membership and speeding time to service time to outcome; deploy learning platform with appropriate engagement framework; connect stakeholders through a care team approach of collaboration; provide individualized learning tools; generate local and state-level dashboards to inform policy; and create an evidence-based framework for program measurement for 15 Maryland's communities with 23 jurisdictions and Baltimore City.

Intended Outcomes

- Support 5,000 youth through the expansion of SMART Moves: Emotional Wellness
- Engage up to 15 communities to expand access to clubs in Maryland
- Expand clubs to an additional 20 community outreach locations
- Conduct summer programs and provide scholarship opportunities for 5,000 youth
- Host trauma-response training for youth development staff members annually
- Grow the reach of social-emotional wellness programs to support counties in Maryland.

Use of Evidence⁵⁰

The Clubs provide evidence-informed youth development programs. The Boys & Girls Club model has been shown to develop and enhance the key protective factors among youth. Club programs such as SMART Moves; Passport to Manhood; Torch Club, SMART Leaders focuses on adolescents and aims to change attitudes and risky behaviors. These are rated as a promising in the Office of Juvenile Justice and Delinquency Prevention (OJJDP) model program guide.

Performance

Measure	Count
Youth with improved school attendance	5,956
Youth with improved attitudes towards attending school	6,946
Youth provided resources (meals, laptop, supplies) to enhance their outcomes and family stability	33,265
Youth participated in Police Athletic League (PAL) programming	6,180
System-involved youth participated in BGC activities	1,143
Law enforcement personnel hours provided for youth engagement opportunities	2,367
Families participated in training or awareness opportunities on ACEs and youth related matters	1,323
Children/youth/families successfully connected to external community stakeholders and service providers	2,393
Children/youth/families referred to external community stakeholders and service providers	2,509
Children/youth with relatives that contracted, were hospitalized, or faced life threatening injury due to COVID	271
Children/youth that contracted, were hospitalized, or faced life threatening injury due to COVID	162
Children/youth connected to mentoring and/or evidence-based youth programming	32,246

⁵⁰ <https://crimesolutions.ojp.gov/ratedprograms/297>
<https://www.bgcmaryland.org/invest-in-maryland-by-investing-in-kids>
<https://www.wmdt.com/2022/09/md-boys-girls-club-successful-first-year-with-project-bounce-back/>

2N.3 - Health Equity Resource Communities Grants

ID	Subproject Name	Budget	Expenditures	Status
2N.3	Health Equity Resources Communities Grants	\$14,000,000	\$9,844,452	More Than 50% Complete

This project provided grants to newly established [Health Equity Resources Communities \(HERCs\)](#) through the Pathways to Health Equity program.

The Maryland General Assembly approved the Maryland Health Equity Resources Act during the 2021 legislative session. The bill outlines the designation of HERCs, and includes five (5) policy objectives:

1. Reduce health disparities
2. Improve health outcomes
3. Improve access to primary care
4. Promote primary and secondary prevention services
5. Reduce health care costs, hospital admissions and readmissions.

The HERC Advisory Committee is responsible for program implementation, program evaluation and data collection metrics, preparation of an annual report on the program, and development of strategies for tax incentives and loan repayments to assist HERCs in achieving their mission.

Resource allocation was determined by the HERC Advisory Committee managed by the Maryland Community Health Resources Commission (CHRC). The CHRC established a Pathways to Health Equity Program to ensure the long-term viability of the HERC program.

Grant funding for Pathways to Health Equity to specified entities was provided through this program and must be for two years. Special consideration was given to proposals from areas previously designated as Health Enterprise Zones (HEZs).

Project Activities, Timeline, and Community Engagement

The Governor’s Office, the Senate President, and the Speaker of the House made appointments to the HERC Advisory Committee on July 12, 2021.

The CHRC held its first meeting of the HERC Advisory Committee on August 11, 2021. Three (3) advisory subcommittees were appointed, including the Consumer Outreach and Community Engagement Subcommittee, Pathways Call for Proposals and Design Subcommittee, and the Data and Program Evaluation Subcommittee. All HERC Committee and Subcommittee meetings are available to the public, live and online.

The Pathways to Health Equity request for proposals (RFP), *Laying the Foundation for the Health Equity Resource Community Initiative*, was release on-time, October 12, 2021

State of Maryland

The HERC Consumer Outreach and Community Engagement Subcommittee then hosted 14 meetings across the state in October 2021 to inform communities and potential applicants about the Pathways to Health Equity RFP. Every region in the state had an in-person and online meeting.

Nonprofit community-based organizations, nonprofit hospitals, federally qualified health centers (FQHC), institutions of higher education, and local government agencies were eligible to receive the HERC designation if they applied to CHRC on behalf of the area. The applications included community-based organizations to provide health and support services within the HERC and outlined practices for community engagement and outreach.

This resulted in forty (40) applications received to the RFP, requesting \$42.3 million (\$13.5 million available to award). Applications were due December 7, 2021.

On February 15, 2022, the CHRC voted to award 9 grantees under the new “Pathways to Health Equity” program, investing \$13.5 million in new resources in underserved communities throughout the state.

Specific health disparities targeted by the new projects included diabetes, asthma, heart disease and hypertension, mental health, substance use disorder, maternal and child health, and Sickle Cell Disease. Implementation of the nine (9) Pathways projects was initiated in the Spring of 2022, and all projects have completed implementation as of June 2024. Final evaluation of the Pathways projects is currently underway by the CHRC and HERC Advisory Committee, to be completed in the fall of 2024.

Intended Outcomes

- Reduce health disparities
- Improve outcomes, including reduced cancer, heart disease and infant mortality rates
- Improve access to primary care
- Promote primary and secondary prevention services
- Reduce health care costs

Use of Evidence

A broad body of research has shown that health disparities exist between Black, Hispanic and Native American individuals and their white counterparts. This can be seen in data comparing rates of heart disease, stroke, infant mortality, maternal mortality, obesity, hypertension, type 2 diabetes, cancers, respiratory diseases and autoimmune diseases by race and ethnicity. COVID-19 infection data also shows racial disparity. For example: While Black individuals comprise 29.8% of the Maryland population, they represented 36% of COVID-19 deaths as of January 18, 2021. Maryland’s maternal mortality rate for Black women is 3.7 times that of White women, and the racial disparity has widened in recent years.

Develop Standardized and Customized Data Measures

With the support of the HERC Advisory Data and Program Evaluation Subcommittee and the Chesapeake Regional Information System for our Patients (CRISP), CHRC developed standardized process (output) and outcome measures for reporting, with additional customized measures developed to capture and report grant specific services and activities. All measures have been selected to measure project impact and to assess the effectiveness of key project interventions toward achieving the five policy objectives of the Maryland Health Equity Resources Act.

From April 2022 to October 2022, the CHRC held meetings with each Pathways grantee to finalize the proposed data measures. Each Pathways grantee is also required to engage the services of an evaluator to analyze the data collected through the end of the two-year grant period for submission in a final evaluation report to the CHRC due by July 2024.

Technical and Programmatic Assistance

Since May 2022 to December 2023, the CHRC with the support of the HERC Data Subcommittee and CRISP has conducted joint Technical Assistance (TA) meetings. These meetings were initially held every 2-4 weeks, and then less frequently during project execution. The TA meetings addressed common topics among grantees, questions related to implementation of key project services, technical guidance in areas such as data collection and evaluation, and CHRC grant reporting requirements.

In tandem with the Technical Assistance meetings, CHRC staff with the support of the HERC Advisory Committee held monthly one-on-one project status review calls with each grantee. CHRC staff received regular updates on key project staffing, project status with a focus on enrollment, and provided guidance to grantees to address challenges, for example, the recruitment of participants in target service communities.

Performance Reporting

The CHRC required that all Pathways grantees submit quarterly narrative and bi-annual data reports to assess the delivery of funded project services and to monitor progress toward achieving the intended recruitment and service targets. When indicated, grantees are requested to define corrective actions to address specific implementation and/or service concerns. Reports will be available following closeout.

Public Sector Capacity

Expenditure Group 3 is Public Sector Capacity. This section includes SLFRF projects for Improving Public Health and Reducing Negative Economic Impacts related to Public Sector Capacity. This means how funds were used to support the public sector workforce and capacity, including public sector payroll, rehiring of public sector workers, and building of public sector capacity.

3A – Public Sector Assistance

Project ID	3A
Project Name	Public Sector Assistance
Subprojects	3
Budget	\$325,100,000
Expenditures	\$325,100,000
Status	Completed
Expenditure Category	3.1 - Public Sector Workforce: Payroll and Benefits for Public Health, Public Safety, or Human Services Workers

Financial Summary

ID	Subproject Name	Budget	Expenditures	Status
3A.1	Health Insurance	\$75,000,000	\$75,000,000	Completed
3A.2	Overtime for the Office of the Chief Medical Examiner	\$100,000	\$100,000	Completed
3A.3	Public Safety Salaries	\$250,000,000	\$250,000,000	Completed

Project Description

This project provides financial assistance to the state to support workforce payroll and benefits to Public Health, Public Safety, and Human Services Workers.

3A.1 - Health Insurance

ID	Subproject Name	Budget	Expenditures	Status
3A.1	Health Insurance	\$75,000,000	\$75,000,000	Completed

The state authorized the increase of funds to cover health insurance claims / shortfalls due to the increased COVID-19 related claims within state employee health insurance.

Eligible employee claims included professional services, inpatient and outpatient hospital charges, lab, radiology, emergency room, testing kits, vaccines and antiviral medications.

The [state offers employees five health insurance plans](#) administered through three carrier partners, CareFirst BlueCross BlueShield, Kaiser Permanente, and United HealthCare. Health care provides submitted claims to the elected health plan on behalf of plan participants.

199,889 unique participants have had at least one claim paid for a COVID-19 related service between March 3, 2021, and June 15, 2022, for dates of service through May 31, 2022.

118,144 unique patients have received vaccines through our prescription drug vendor, CVS Caremark. An additional 6,058 unique patients filled antiviral medication or purchased testing kits. Statistics include those with both a medical claim and prescription claim. Claim data is captured in real time for the period March 3, 2021, through June 15, 2022.

3A.2 - Overtime for the Office of Chief Medical Examiner

ID	Subproject Name	Budget	Expenditures	Status
3A.2	Overtime for the Office of the Chief Medical Examiner	\$100,000	\$100,000	Completed

This project provided financial assistance to cover a portion of overtime for the Office of the Chief Medical Examiner (OCME).

The OCME caseload increased in FY21 by 11% over the previous fiscal year to 18,600 cases, and 22% over the past two years. COVID-19 cases were a factor in this increase, on top of a longer-term increase in opioid deaths. The OCME is required to investigate deaths that are sudden and unexpected, result from injury, occur under unexplained or suspicious circumstances, or when a person is not attended by a physician. SLFRF supported OCME employees who are entitled to receive cash for overtime worked to meet the additional demand.

3A.3 - Public Safety Salaries

ID	Subproject Name	Budget	Expenditures	Status
3A.3	Public Safety Salaries	\$250,000,000	\$250,000,000	Completed

The [Department of Public Safety and Correctional Services \(DPSCS\)](#) utilized SLFRF to fund salary expenses for 4,957 correctional officers (public safety) from July 1, 2021 – June 30, 2022. Recruiting and retaining the state’s public safety workers at Maryland’s nineteen (19) correctional institutions is mission critical.

Recipients of this funding were required to work within the confines of a correctional facility and were directly responsible for the custody of inmates. By nature of their work, the recipients of the funding were frequently in close contact with [inmates who have tested positive](#) and were quarantined, as well as in close contact with other correctional staff while having no ability to maintain social distancing within correctional facilities that have poor ventilation.

In July 2021, \$13 million in salary increases were announced for employees who are charged with the care and custody of inmates within Maryland’s correctional facilities. Salary enhancements are designed to enhance the state’s ability to compete in an area that has seen recruitment challenges despite many innovative efforts to [hire correctional officers](#).

The state was able to reach agreement with the exclusive representative of these employees, the American Federation of State, County and Municipal Employees within a very short period.

3B – K-12 Emotional and Behavioral Services

Project ID	3B
Project Name	K-12 Emotional and Behavioral Services
Subprojects	1
Budget	\$25,000,000
Expenditures	\$19,506,473
Status	More Than 50% Complete
Expenditure Category	3.4 - Public Sector Capacity: Effective Service Delivery

Financial Summary

ID	Subproject Name	Budget	Expenditures	Status
3B.1	Behavioral Health and Trauma Services	\$25,000,000	\$19,506,473	More Than 50% Complete

Project Description

The Blueprint is a landmark piece of [legislation that was passed](#) to provide comprehensive changes to Maryland’s early childhood and public schools. House Bill 1372 was passed to update and complement the core legislation, House Bill 1300, and enacted under Article II, § 17(b) of the Maryland Constitution on April 9, 2021. It includes the following provision:

“Each county board of education, including Baltimore City, shall use state and federal funds provided for COVID-19 relief in the state budget for fiscal years 2021 and 2022 to address trauma and behavioral health issues exacerbated by the COVID-19 pandemic on students and their families to identify and provide necessary supports and services for students.”

By January 1, 2022, schools boards were required to publish a report describing how they:

1. provided behavioral health services to students;
2. ensured that services provided to students address the trauma and behavioral health issues due to the effects of exacerbated by the COVID–19 pandemic; and
3. monitored students experiencing trauma and behavioral health issues
4. measured the effectiveness and impact of behavioral health services provided to students using key metrics and procedures.

The Maryland Department of Legislative Services (DLS) Library contains the plans and performance reports. On the [DLS Library, perform a keyword search for ‘HB 1372’](#).

Timeline

Maryland's 24 Local Education Agencies (LEAs) received grants. Grant funds are available to the LEAs until 12/30/2024.

Primary Delivery Mechanisms and Partners

To the extent practicable, LEAs are encouraged to utilize school-based health centers to coordinate and deliver services to students. LEAs may use grant funds to train teachers and school staff to recognize signs of student trauma or behavioral health concerns.

LEAs used the funds to support social-emotional learning programming and materials, counseling services for students, staff and families, establishing or enhancing restorative practices programs, additional school-based guidance counselors, behavioral therapists, and school-based social workers. LEAs report expenditures on a monthly basis which are reimbursed by the state.

Community Engagement Related Activities

County Boards of Education facilitate community engagement through a number of avenues, including regular Board meetings, community surveys, and stakeholder engagement activities.

Equity Related Activities

Funds were distributed based on each LEA's proportionate share of the State's Foundation Program under the Major State Education Aid funding. State aid in Maryland is wealth-equalized meaning that less wealthy jurisdictions receive a larger share of state aid than more wealthy jurisdictions. By nature of the calculation, more funds under this program are distributed to low-income jurisdictions.

Prioritizing equity, the Blueprint prescribes new programs and innovative approaches to catalyze a world-renowned education system that aims to eradicate achievement gaps and ensures opportunity for every student, regardless of family income, race, ethnicity, and/or ability.

Performance

The Maryland State Department of Education (MSDE) has successfully completed the administration and collection of SLFRF spending data across four fiscal years, spanning from 2020 to 2023. The Department worked closely with local education agencies (LEAs) across the state, ensuring the accurate collection and recording of all relevant financial information. The process allowed MSDE to track the disbursement and utilization of these crucial funds in an organized and accountable manner. MSDE is currently in the process of finalizing the reconciliation of these data, a procedure that involves verifying the reported spending against the actual expenditure. Once this process is complete, MSDE will then proceed with the collection of the next year's cumulative reporting data in December 2023. This ongoing effort reflects MSDE's commitment to accountability, transparency, and continuous improvement.

Early Insights

Initial data provide insight into program implementation and service delivery. In Baltimore City Schools, for example, the district used SLFRF trauma and behavioral health funding to offer expanded school behavioral health programs. Between July 1, 2021 and June 30, 2022 the district held nearly 16,000 consultations (see Table, below).

Activity	Count
Number of Teacher and Classroom Consultations	15,936
Number of Family Outreach Activities	552
Number of Prevention Activities	2,474
Number of Staff In-Service Trainings	203
Number of Team Meetings	1,280
Number of Unduplicated Students	9,116

Garrett County Public Schools (GCPS) addressed the impact of the COVID-19 public health crisis on their students' behavioral health and trauma through their Social-Emotional Learning (SEL) Summer Programming. This initiative engaged behavior support teachers, including school counselors, social workers, and psychologists, in providing individual counseling and crisis management, employing Solution-Focused Brief Counseling to maintain students' academic involvement. These professionals applied The Five Guiding Principles of Trauma-Informed Care — safety, choice, collaboration, trustworthiness, and empowerment — in their interventions. Group and classroom SEL lessons, supported by evidence-based materials like Second Step and Teaching Social Skills to Youth, further enriched the initiative. Pre and post assessments were employed to measure the impact of group and class lessons, further validating the effectiveness of this trauma and behavioral health intervention.

Students participating in GCPS' SEL Summer Programming have demonstrated growth. According to the data collected through performance tasks and pre/post assessments, students' proficiency or above-grade-level performance rose from 85% to 93% during the program. This measurable increase demonstrates the effectiveness of the individualized interventions and lessons in enhancing students' knowledge and understanding, thus indicating the program's successful role in addressing behavioral health issues and trauma amid the COVID-19 pandemic.

Harford County Public Schools dedicated their funding towards an extensive initiative aimed at increasing trauma awareness and intervention capability among school staff. Counselors received stipends for the creation of trauma-informed resources for school employees, expanding their understanding of the subject matter. Additional allocations were utilized for training stipends for Crisis Prevention Intervention (CPI) and Youth Mental First Aid, two prominent programs focused on recognizing and responding to mental health issues.

Premium Pay

Expenditure Group 4 is for SLFRF projects related to Premium Pay. This includes how funds are being used to support sectors or occupations in any premium pay program.

4A – State Employee Premium Pay

Project ID	4A
Project Name	State Employee Premium Pay
Subprojects	2
Budget	\$114,389,754
Expenditures	\$114,389,754
Status	Completed
Expenditure Category	4.1 – Public Sector Employees

Financial Summary

ID	Subproject Name	Budget	Expenditures	Status
4A.1	Response Pay for State Employees	\$61,829,296	\$61,829,296	Completed
4A.2	Response/Quarantine Pay	\$52,560,458	\$52,560,458	Completed

Project Description

The state authorized COVID-19 Response and Quarantine Pay to certain groups of employees because they were performing essential services during the public health emergency with limited ability to physically distance per CDC guidelines.

Eligible employees included employees working in 24/7 operations within the Maryland Department of Health, Department of Juvenile Services (DJS), and Department of Public Safety and Correctional Services (DPSCS). Plus, all sworn police officers and state firefighters, and certain employees within the Department of Human Services (DHS) and DPSCS that were required to intermittently perform field work. Employees that fell outside of these categories but were still required to report to work under certain conditions were approved on a case-by-case basis.

Consistent with SLFRF, providing premium pay to eligible workers responds to such workers by helping address the disparity between the critical services and risks taken by essential workers and the relatively low compensation they tend to receive in exchange.

4A.1 - Response Pay for State Employees

ID	Subproject Name	Budget	Expenditures	Status
4A.1	Response Pay for State Employees	\$61,829,296	\$61,829,296	Completed

Eligible employees received \$3.13 per hour additional pay for each hour an employee was required to report to work and was unable to maintain adequate physical distance per CDC guidelines. Response pay was available to employees from July 1, 2020 - June 30, 2021 in fiscal year 2021, with the exception of September 9, 2020 - April 6, 2021 (15 regular pay periods), when Response Pay was temporarily discontinued. Maryland provided retroactive payments to eligible employees for work hours for the period of September 9, 2020 to April 6, 2021 that would have been eligible had the pay been available at the time.

The retroactive payments for the period September 9, 2020 to April 6, 2021 were based on a methodology, discussed and agreed to by the state’s largest employee bargaining unit representative, the American Federation of State, County, and Municipal Employees (AFSCME).

4A.2 - Quarantine Pay

ID	Subproject Name	Budget	Expenditures	Status
4A.2	Quarantine Pay	\$52,560,458	\$52,560,458	Completed

Eligible employees received \$5.13 per hour additional pay for each hour an employee was required to work in designated COVID-19 quarantine areas. Quarantine pay was available to employees for the entirety of state fiscal year 2021, July 1, 2020 to June 30, 2021.

Employees received the response or quarantine payments directly in their paychecks. Retroactive payments for response pay were issued and included in employee paychecks primarily on May 26, 2021 for state regular employees. Eligible contractual employees primarily received retroactive payments on June 2, 2021.

Performance Measures

Number of employees compensated: 13,615

Job classification codes compensated: 491

Average compensation per job classification: \$69,266 was the state’s average salary in 2021 (source: Maryland State Archives). The response pay threshold of 150% above the state’s average salary is therefore calculated at \$173,125.

Less than one-half of one percent (53 of 13,175) of state regular workers in the State Personnel Management System (SPMS) on response pay earned above \$173,125. All 53 earned above this level prior to response pay. Response pay did not push any state regular employees over the 150% threshold.

Contractual employees were excluded from analysis due to employees primarily receiving hourly pay rates and varying contract periods of performance.

Water, Sewer, and Broadband Infrastructure Projects

Expenditure Category 5 is for Water, Sewer, and Broadband Infrastructure Projects. This section includes information about each project's approach, goals, and where relevant describes how the project contributes to addressing climate changes and/or how projects benefit disadvantaged communities in line with the Justice40⁵¹ Initiative.

⁵¹ White House [Executive Order 14008](#). On Tackling the Climate Crisis at Home and Abroad and the Interim Implementation Guidance for the [Justice40 Initiative](#), [OMB M-21-28](#). Published 7/20/21; retrieved online 7/1/22 from <https://www.whitehouse.gov/wp-content/uploads/2021/07/M-21-28.pdf>

5A – Last Mile Projects

Project ID	5A
Project Name	Last Mile Projects
Subprojects	3
Budget	\$142,751,506
Expenditures	\$63,339,514
Status	Less Than 50% Complete
Expenditure Category	5.19 - Broadband: "Last Mile" projects

Financial Summary

ID	Subproject Name	Budget	Expenditures	Status
5A.1	Broadband - Administrative Support	\$475,321	\$290,301	More Than 50% Complete
5A.2	Broadband - Network Infrastructure	\$97,096,185	\$30,465,478	Less Than 50% Complete
5A.3	Broadband - Rural Broadband Legislative Initiative	\$45,180,000	\$32,583,734	More Than 50% Complete

Project Description

High-speed internet access is essential for online education, telemedicine, and overall access to digital society. However, thousands of Marylanders still lack sufficient access to broadband service, mostly because they live in rural communities which are the most difficult and expensive to serve. The Last Mile Infrastructure projects provide financial assistance to construct broadband infrastructure necessary to provide service in areas where broadband service does not currently exist for residents, businesses, and anchor institutions.

In 2017, the Office of Rural Broadband was established. The following year a director was appointed to the office and a \$100 million cost for service to underserved rural households was identified. \$50 million was requested over a five-year period to assist with broadband expansion. \$11.8 million in capital and operations funding in fiscal year 2020, and \$11.2 million in fiscal year 2021, which was increased to \$32.7 million. In April 2021, the Office of Statewide Broadband (OSB) was established by Senate Bill (SB66), the Digital Connectivity Act of 2021.

State of Maryland

In 2022, Connect Maryland was launched. It is a transformative initiative to supercharge the state's broadband investment with a total new investment of \$400 million to fully address the digital divide.

In addition to SLFRF, the state has been awarded \$162,600,000 in [Coronavirus Capital Projects Funds](#). The funds are accounted for in the FY 2023 - 2027 Capital Improvement Program as part of the Local Government Infrastructure Fund. Capital funds will be used to construct infrastructure required to expand high-speed internet where other sources of funding are limited.

Connect Maryland capital project funds will work in concert with SLFRF. For these SLFRF projects, local jurisdictions will act as applicants and will have a strong internet service provider (ISP) with whom the jurisdiction will partner in implementing the project. The ISP will have the means and desire to provide service to the applicant's unserved households and businesses. The jurisdiction and/or ISP will be responsible for the overall implementation of the projects and will be the owner of any facilities constructed as part of the project.

All funded projects will provide a minimum internet connectivity of 100 Mbps down and 100 Mbps up with a maximum latency of 50 milliseconds. The network must be capable of providing the minimum connectivity to all subscribers within the proposed Project area. The reason for the grant speed ensures reliability of connection to households who have been suffering from unreliable speeds.

Project Activities

Activities may consist of the following:

- The construction of facilities used to deploy service at the Broadband Grant Speed to all end users located within the project funded service area
- Middle mile infrastructure directly necessary to provide service to an end user
- Purchase and installation of equipment and electronics necessary to deliver service to an end user
- Tower construction and/or tower structural improvements is an eligible cost

Equity Related Activities

Grants will be awarded on a competitive basis for entities to serve all unserved premises in eligible areas at the Broadband Grant Speed. Equitable scoring criteria have been built into the review of each application. Those projects that have equity plans and address affordability are awarded points to rate them higher than those who do not offer equity plans. The office requires all projects to provide demographics of the project funded areas. These demographics we can utilize to identify project areas that provide service to underserved, low-income, and minority communities.

Community Engagement Related Activities

Any project plan must include the coordinated involvement of multiple stakeholders and partnerships that will benefit all participants. The [Office of Statewide Broadband](#) has met with

State of Maryland

elected leaders (creation of a task force) to facilitate discussions and gauge their feedback on broadband service offerings and future needs. The office has also met multiple times with local community organizations and ISPs to better understand their needs and the impacts their programs have on the communities they serve.

Timeline

Network Infrastructure: August 2022 – August 31, 2025.

Rural Broadband - Neighborhood Connect: August 2022 – December 31, 2023.

Rural Broadband - Network Infrastructure: August 22 – August 31, 2025

Primary Delivery Mechanisms and Partners

Network Infrastructure: The Department of Housing and Community Development (DHCD) will provide grants to internet service providers.

Neighborhood Connect: DHCD will provide grants to local jurisdictions, who will serve as the fiscal agents in partnership with internet service providers.

Equity Related Awareness, Access, and Distribution

All Department of Housing and Community Development programs provide equitable and inclusive awareness to communities and eligible households. The versatility of our awareness and access ensure that all possible measures of distribution are accounted for.

DHCD have worked with ISPs on providing advertisements online and on TV, partnered with local community organizations to post flyers in their facilities and multi-dwelling units.

There are no administrative requirements that would result in the inability to complete applications. However, we ensure that the projects we are funding will be carried out by good stewards. Some of these requirements are: Recognized federal 501(c), Federal EIN, Registered Duns & SAM.gov number, and Good standing certificates within Maryland.

Intended Outcomes

Maryland ranks highly compared to other states in broadband availability and adoption. The state's broadband infrastructure, however, remains a work in progress and there is no one solution that best meets the needs of every community. Effective solutions will vary with the geographic, demographic, political, economic, and technological topology of areas and communities. In Maryland, broadband service needs are being met through a mix of private sector, public sector and cooperative owned networks with varying levels of coverage. As such the outcomes of our projects vary but are weighted within the same goal, ensuring every Maryland resident has access to reliable internet service.

Equity Related Outcomes

Our outcomes and goals vary greatly as the office would like to see the greatest impact for our projects to close the digital divide. The divide is between those geographic areas that have access

equal to or greater than the latest FCC broadband standard and those areas that have access to speeds under the standards. It is important to note that the divide also exists between households who have the digital skills, literacy and perceived need to adopt and utilize broadband technologies and those who do not. Rural areas are particularly affected by both aspects of the digital divide. The office expects to utilize the demographic data provided within the applications to better understand and address the digital equity concerns in unserved areas of Maryland.

Use of Evidence

The FCC's most recent broadband deployment report finds that 2.6% of Maryland households (approximately 58,000) lack network availability at the 25 megabits per second (Mbps) download threshold that defines "broadband." Further, a 2017 FCC analysis estimated a \$2,200 cost per structure for "fiber to the premises" deployment to 90% of unserved places (the final 10% can be extremely expensive because the remoteness and topography of those places escalate costs). These estimates were used to determine funding (58,000 households x \$2,200 = \$127.6 million).

Projects are awarded on a competitive basis for entities to serve all unserved premises in eligible areas at the Broadband Grant Speed. The program will provide grants of between 70% and 90% of the capital construction costs for major broadband infrastructure projects. Projects applied for are expected to serve significant areas of unserved households and businesses.

Labor Practices

Project awardees may not discriminate against and hereby certifies that it prohibits discrimination against and will not discriminate against any person on the basis of race, color, religion, ancestry, creed or national origin, sex, marital status, physical or mental handicap, sexual orientation, or age in any aspect of its operations. Awardees shall comply with applicable federal, state, and local laws regarding discrimination and equal opportunity in employment. In addition, all awardees, contractors, and subcontractors working on the infrastructure must abide by both the Maryland Wage Payment and Collection Law as well as the Maryland Wage and Hour Law. The Maryland Wage and Hour Law is similar to the federal Fair Labor Standards Act (FLSA) but contains some important differences.

Performance

The following performance measures will be used to monitor progress toward outcomes:

Network Infrastructure

- Recipients (households) and funding by zip code/census tract
- Recipient demographic info (e.g., race/ethnicity, income level, etc.)
- Number of households that have service available
- Number of households that subscribe to service

Legislative Initiative

- Recipients (households) and funding by zip code/census tract
- Recipient demographic info (e.g., race/ethnicity, income level, etc.)
- Number of households subscribing to service

Project Management Measures

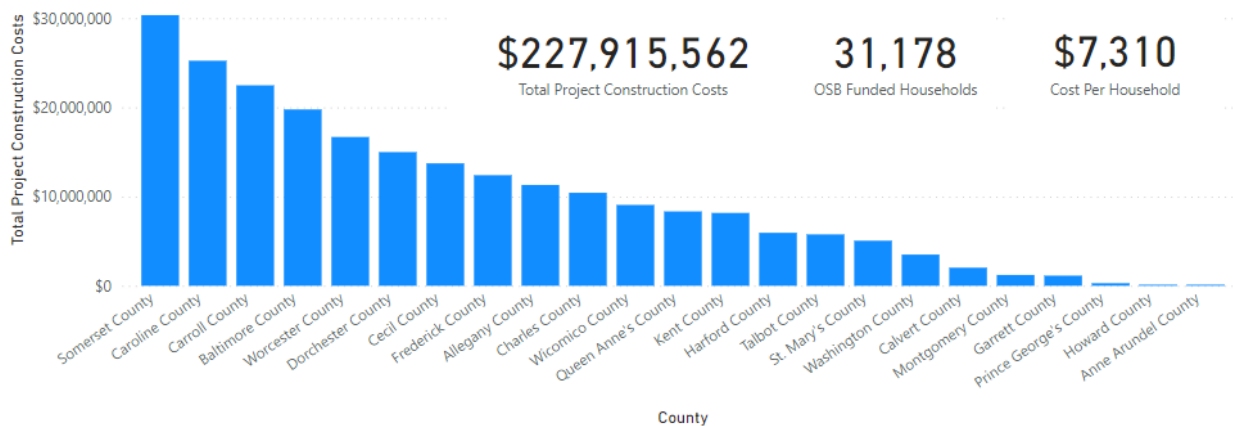
On-Schedule: A construction build-out schedule with project milestones, showing the time frames for accomplishing the project objectives and activities on a quarterly basis. This schedule should list all the major network build-out phases and milestones to demonstrate that the network deployment will be completed, and the grant purposes will be fulfilled within the designated grant period as well as assumptions regarding equipment supply chain. The timeframe for completion is over the course of 3 years.

On-Budget: A detailed budget of all expenditures related to eligible grant purposes. The budget should include a descriptive name for each capitalized item or group of items in each category whether grant eligible or not. Any ineligible costs necessary for the project, such as building renovations, or similar, must be listed with the costs in the other sources of funding column. As the quarterly reports are provided and compared to the quarterly reimbursement amounts the office will ensure that the budget remains on track not to exceed the award amount.

On-Quality: Quality of the project itself will be identified as homes passed and homes served. This information is collected within the system design and includes: The types of services (voice, video and/or data) offered and the number of subscribers taking each type of service; The types of technologies used in the network; The total number of end users served. Within the quarterly reports the awardees will provide actual numbers of subscribers being the homes served in comparison to the proposed take rate.

The following chart illustrates the total project construction costs by county. \$142.78 million in American Rescue Plan funding, plus \$7.6 million in state funds, for a total of \$150.38 million in total grant funding for these projects. The data can be further broken down by zip code to illustrate where within the counties the projects are taking place, for example, in rural locations within a county. Last mile broadband serves less households because the population density is small in the project locations. A mile of infrastructure costs the same whether there are 10 homes or 100 along the path. This impacts the cost per location. By design, these are last mile projects.

Total Project Construction Costs by County



5B – Broadband Services Statewide

Project ID	5B
Project Name	Broadband Services Statewide
Subprojects	2
Budget	\$4,000,000
Expenditures	\$3,241,465
Status	More Than 50% Complete
Expenditure Category	5.21 - Broadband: Other projects

Financial Summary

ID	Subproject Name	Budget	Expenditures	Status
5B.1	Broadband – Digital Inclusion Fund	\$2,000,000	\$1,241,465	More Than 50% Complete
5B.2	Recovery Now - Broadband	\$2,000,000	\$2,000,000	Completed

Project Description

This project provides support to address the digital divide.

5B.1 – Broadband - Digital Inclusion Fund

The Digital Inclusion Fund provides support to non-profits for the purpose of making communities better able to participate in a digital society.

5B.2 – Recovery Now - Broadband

This SLFRF project provided immediate financial assistance to construct broadband infrastructure necessary to quickly provide service at the Broadband Grant Speed in areas where broadband service did not currently exist. The [Department of Housing and Community Development \(DHCD\)](#) funded three broadband projects across the state: ThinkBig Network in Harford County, Bay Country Communications in Dorchester County, and Maryland Broadband Cooperative in Wicomico County. Projects were selected based on location and the ability to be completed by June 30, 2021.

Types of projects pursued serve a proposed funded service area where broadband service does not currently exist. All funded projects will provide a minimum internet connectivity of 25 Mbps down and 3 Mbps up with a maximum latency of 50 milliseconds. The network must be capable

of providing the minimum connectivity to all subscribers within the proposed Project area. The reason for the grant speed ensures reliability of connection to households who have been suffering from unreliable speeds.

Project Activities

Activities may consist of the following but not limited to:

- The construction of facilities used to deploy service at the Broadband Grant Speed to all end users located within the project funded service area
- Middle mile infrastructure directly necessary to provide service to an end user
- Purchase and installation of equipment and electronics necessary to deliver service to an end user
- Tower construction and/or tower structural improvements is an eligible cost

Equity Related Activities

The office requires all projects to provide demographics of the project funded areas. These demographics we can utilize to identify project areas that provide service to underserved, low-income, and minority communities.

Community Engagement Related Activities

The Broadband Office has met with elected leaders to facilitate discussions and collect feedback on broadband service offerings and needs. The office has also met multiple times with local community organizations and ISPs to better understand their needs and community impacts.

Equity Related Awareness, Access, and Distribution

Our programs are built to provide both an equitable and inclusive awareness to communities and those eligible households. The versatility of our awareness and access ensure that all possible measures of distribution are accounted for. DHCD has worked with ISPs on providing advertisements online and on TV and has partnered with local community organizations to post flyers facilities and multi-family dwelling units.

Intended Outcomes

Effective solutions will vary with the geographic, demographic, political, economic, and technological topology of areas and communities. In Maryland, broadband service needs are being met through a mix of private sector, public sector and cooperative owned networks with varying levels of coverage. As such the outcomes of our projects vary but are weighted within the same goal, ensuring every Maryland resident has access to reliable internet service.

Equity Related Outcomes

Close the digital divide. The divide is between those geographic areas that have access equal to or greater than the latest FCC broadband standard and those areas that have access to speeds under the standards. It is important to note that the divide also exists between households who have the digital skills, literacy and perceived need to adopt and utilize broadband technologies and those who do not. Rural areas are particularly affected by both aspects of the digital divide.

Use of Evidence

The office has administered, reviewed and evaluated infrastructure related funding and Broadband infrastructure projects since 2019. This project will be the 3rd year of the Office's establishment of Broadband Projects. Based on the impact, testimonials, and data received from these past projects we believe the need for the above referenced projects to be designed relevant to the needs of Maryland's Broadband gaps. The previous similar projects that precede these are as follows:

- 2019 Infrastructure Pilot Projects (10)
- 2020 Network Infrastructure Projects (4)
- 2020 Infrastructure Pilot Projects (20)

Labor Practices

Project awardees may not discriminate against and hereby certifies that it prohibits discrimination against and will not discriminate against any person based on race, color, religion, ancestry, creed or national origin, sex, marital status, physical or mental handicap, sexual orientation, or age in any aspect of its operations. Awardees shall comply with applicable federal, state, and local laws regarding discrimination and equal opportunity in employment. In addition, all awardees, contractors, and subcontractors working on the infrastructure must abide by both the Maryland Wage Payment and Collection Law as well as the Maryland Wage and Hour Law. The Maryland Wage and Hour Law is similar to the federal Fair Labor Standards Act (FLSA).

Performance

On-Schedule: The Projects concluded within the provided timeframe as agreed upon between the awardee and the office. The proposed schedule for each project was closely followed and the build-out aligned with the proposals. Still awaiting the final close-out reports.

On-Budget: The Projects concluded within the awarded budget as agreed upon between the awardee and the office. The proposed budget for each project was closely followed and the provided reimbursements were in line with the eligible cost associated with each project. Budgets did not exceed the award amounts.

Revenue Replacement

Expenditure Group 6 is for Revenue Replacement projects. This section describes the loss in revenue due to the COVID-19 public health emergency, and how funds have been used to provide government services.

6A – Revenue Budget Relief

Project ID	6A
Project Name	Revenue Budget Relief
Subprojects	25
Budget	\$788,967,522
Expenditures	\$737,183,655
Status	More Than 90% Complete
Expenditure Category	6.1 - Provision of Government Services

Financial Summary

ID	Subproject Name	Budget	Expenditures	Status
6A.1	Charlotte Hall Veterans Home	\$2,575,000	\$2,575,000	Completed
6A.2	Transportation Trust Fund - Maryland Department of Transportation - Maryland Transit Administration	\$500,000,000	\$500,000,000	Completed
6A.3	Maryland Transit Administration - Farebox Revenue Replacement	\$1,540,095	\$1,540,095	Completed
6A.4	Additional Maryland Department of Transportation (MDOT) Relief	\$40,000,000	\$40,000,000	Completed
6A.5	Recovery Now - State Highway Administration - State Systems Maintenance	\$10,000,000	\$10,000,000	Completed
6A.6	Recovery Now - Maryland Department of Transportation - Transit Operations	\$10,000,000	\$10,000,000	Completed
6A.7	Recovery Now - Main Street	\$2,000,000	\$2,000,000	Completed
6A.8	Substitute the Housing Counseling Fund	\$1,100,000	\$1,100,000	Completed
6A.9	Telework for State Employees	\$4,986,840	\$4,986,840	Completed
6A.10	Vaccination Lottery	\$2,000,000	\$2,000,000	Completed

State of Maryland

ID	Subproject Name	Budget	Expenditures	Status
6A.11	COVID-19 Steady State	\$20,000,000	\$4,789,845	Less Than 50% Complete
6A.12	Water and Sewer Assistance	\$19,947,637	\$19,947,637	Completed
6A.13	Maryland Community Safety Works Program	\$10,000,000	\$9,947,989	More Than 90% Complete
6A.14	Jobs That Build	\$14,600,000	\$14,600,000	Completed
6A.15	MDOT- Match for IJJA Project	\$40,000,000	\$40,000,000	Completed
6A.16	Medicare Advantage	\$49,865,002	\$49,865,002	Completed
6A.19	State Telework Budget Amendment	\$4,999,948	\$1,848,837	Less Than 50% Complete
6A.20	Little Italy Neighborhood Association	\$253,000	\$253,000	Completed
6A.21	Support for increased demand for behavioral health services	\$17,400,000	\$17,400,000	Completed
6A.22	Baltimore City Crime Prevention Initiative	\$1,700,000	\$0	New
6A.23	FAMLI Contractual Services	\$30,000,000	\$0	New
6A.24	Security Personnel for Non-Profit Faith Based Organizations	\$1,000,000	\$430,322	Less Than 50% Complete
6A.25	Summer Safe - Governor's Office of Crime Prevention and Policy	\$855,671	\$492,711	More Than 50% Complete
6A.26	Summer Safe - Department of Juvenile Services	\$3,144,329	\$2,406,377	More Than 50% Complete
6A.27	Summer Safe - Department of Human Services	\$1,000,000	\$1,000,000	Completed

6A.1 - Charlotte Hall Veterans Home

ID	Subproject Name	Budget	Expenditures	Status
6A.1	Charlotte Hall Veterans Home	\$2,575,000	\$2,575,000	Completed

This project supported the Maryland Department of Veterans Affairs assisted living and skilled nursing care facility - [Charlotte Hall Veterans Home](#).

Charlotte Hall Veterans Home has been proudly “Serving Those Who Served” since 1985, and offers a continuum of care from its 126-bed assisted living program to its 318-bed skilled nursing program. The home is Medicare/Medicaid certified, and all veterans receive a per diem subsidy from the U.S. Department of Veterans Affairs. Its mission is to continually deliver a safe, dignified, and compassionate health care system, and to provide a nurturing and engaging home environment for Maryland’s veterans.

[In 2016, the state established the Charlotte Hall Veterans Home Fund as a special, nonlapsing fund to maintain the operation of the facility.](#) Its intent was to improve fiscal stewardship by reducing the state’s exposure to financial volatility / risk. Under the contract with the facility’s management, all federal funds provided to the state, for example the per diem subsidy from the U.S. Department of Veterans Affairs, are remitted to the contractor. In exchange, the contractor makes bed lease payments that are paid regardless of whether all beds are filled. The bed lease payments are then used to pay for costs.

When the pandemic hit, and nursing facilities were described as high risk COVID hot spots, the count of filled beds at Charlotte Hall shrank by 25%. As a result, federal subsidies were decreased. SLFRF provided valuable relief to balance revenue attrition with the need for quality care / services, medical staffing, and maintenance. The prioritized use of SLFRF supported staffing based on projections to bring the resident count back to pre-pandemic levels.

Maryland Department of Transportation SLFRF Projects

ID	Subproject Name	Budget	Expenditures	Status
6A.2	Transportation Trust Fund - Maryland Department of Transportation - Maryland Transit Administration	\$500,000,000	\$500,000,000	Completed
6A.3	Maryland Transit Administration - Farebox Revenue Replacement	\$1,540,095	\$1,540,095	Completed
6A.4	Additional Maryland Department of Transportation (MDOT) Relief	\$40,000,000	\$40,000,000	Completed
6A.5	Recovery Now - State Highway Administration - State Systems Maintenance	\$10,000,000	\$10,000,000	Completed
6A.6	Recovery Now - Maryland Department of Transportation - Transit Operations	\$10,000,000	\$10,000,000	Completed
6A.15	MDOT- Match for IJJA Project	\$40,000,000	\$40,000,000	Completed

Overview

Projects supported with SLFRF at the Maryland Department of Transportation (MDOT) have been completed for over a year. [Last year’s report](#) contains the details of the projects, including performance measures. This year’s report contains a summary. One of the priorities in the [Maryland State Plan](#) is to advance infrastructure to better connect all Marylanders to opportunities and each other. Monthly performance review meetings are conducted within MDOT and through the Infrastructure Performance Cabinet associated with the State Plan.

‘Connecting all Marylanders’ means that MDOT must maintain its commitment to providing equitable access to economic resources through infrastructure. By ensuring that Maryland’s infrastructure is accessible, safe, climate-friendly, and equitable, investments in infrastructure promote economic mobility.

MDOT modes (divisions or business units) that received SLFRF are a key part of achieving the state’s transportation priorities. The Maryland Transit Administration (MTA) is responsible for the construction, operation, and maintenance of the Baltimore metropolitan area transit system and commuter services in suburban areas of the state. Transit modes include local and commuter buses, mobility paratransit vans, the Baltimore Metro, light rail, and commuter rail, known as Maryland Area Regional Commuter (MARC) rail.

Pandemic related closures significantly impacted MTA's operations and budget. The commuter bus and MARC train services experienced the steepest reduction in ridership, with declines of more than 90% as compared to ridership before the pandemic. A decline in ridership directly translates to a decline in revenues. At the same time, transit remained a critical need during the pandemic to connect essential workers and others to employment, housing, healthcare, schools, and shopping. Support from the SLFRF allowed MTA to continue to provide service despite decreased ridership, decreased revenues, and increased costs for janitorial services, personal protective equipment, bus and rail operator salary incentives, and other needs related to the pandemic response.

The State Highway Administration (SHA) is responsible for building and maintaining Maryland's numbered highways and bridges. SHA also oversees operation of traffic and roadway monitoring and management, incident management, traveler information, and snow removal. Pandemic related closures impacted SHA's operations and budget. The number of vehicle miles traveled declined from 60 billion in FY 2019 to 51 billion in FY 2020, but travelers returned to the roads quickly and the need for highway services did not decline. Revenues available to fund highway services were diminished, so the SLFRF allowed critical highway operations and maintenance to continue.

At MDOT, The Secretary's Office (TSO) is responsible for policy direction, department-wide support, and administrative coordination for each of its modes. In the context of the pandemic, TSO ensured that transportation services continued to operate 24/7/365 to provide critical transportation alternatives to first responders, essential workers, and others to access jobs and medical services and to ensure the movement of goods. Throughout the pandemic, Maryland's transportation system exemplified the tremendous resiliency of Maryland's people and its economy. SLFRF provided relief to offset revenue declines so that TSO could continue to serve as the backbone of coordination and communication.

Equity Related Activities

All of MDOT's modes understand that access to transportation is one of the most critical social determinants of health. For minority and low-income communities, safe and affordable mobility options are essential for overcoming long-standing disparities in the distribution of opportunities and resources. MDOT believes that all transportation decisions and resources should be considered through a lens of equity. It is crucial that equity is a focus of the transit services – bus, rail, and mobility – that are administered by MTA. A commitment to transit equity is clear on several fronts, including in MTA's Statewide Transit Plan and the department's investments in transit capital projects. In April 2022, as transit ridership in the Baltimore region continued to recover from the pandemic, MTA announced a service realignment to expand access, improve reliability, and optimize schedules on its local bus system. Efforts to maintain and expand transit are a key part of MDOT's commitment to advancing infrastructure to better connect Marylanders to opportunities and each other.

Timeline

The SLFRF funds allocated to MDOT supported activities in FY 2021, FY 2022, and FY 2023. The funds received by MDOT were for revenue replacement for regular government operations.

Primary Delivery Mechanisms

MDOT engages in an open, competitive, and inclusive procurement process and strives to increase opportunities for minority-, women-, and veteran-owned business, as well as small businesses. Transit services at MDOT MTA are delivered by a combination of state workforce and contracted services. Similarly, highway operations and maintenance rely on both state and private employees to connect our customers to life's opportunities.

Intended Outcomes

The intended outcome of MDOT's use of SLFRF was to offset revenue shortfalls so that Maryland's critical transportation activities can continue. MDOT's goals were to:

- minimize disruptions to transportation services for Marylanders caused by the pandemic;
- ensure that any change in services resulting from depressed demand would preserve an essential level of service; and
- continue efforts already in progress to improve service performance.

Websites

Maryland Transit Administration (MTA)

- [Home page](#)
- [Performance improvement](#)

State Highway Administration (SHA)

- [Home page](#)
- [Information center](#)

MDOT Secretary's Office (TSO)

- [Main page](#)
- [Page with information on responses to and effects from the pandemic](#)

6A.7 - Recovery Now - Main Street

ID	Subproject Name	Budget	Expenditures	Status
6A.7	Recovery Now - Main Street	\$2,000,000	\$2,000,000	Completed

The Department of Housing and Community Development’s Recovery Now - [Main Street Maryland](#) grant program provided funding to the state’s 33 designated Main Street Maryland communities and Baltimore City’s 8 designated Main Street neighborhoods to support the economic recovery of local Main Street businesses and the economic development of Maryland communities. Funding awards were based on the Main Street’s ability to demonstrate the impact and leverage of their existing or planned COVID-19 relief grant fund for businesses, the demand for additional operating resources (training, technical assistance and/or marketing) to support the businesses, and the Main Street’s ability to award grant funds and/or provide other resources to those businesses no later than June 30,2021.

Eligible uses were for existing and/or planned small business relief grant programs, administered by the local government or nonprofit applicant, that would provide businesses assistance with costs related to capital improvements and/or operating in order for the business to continue to safely operate, expand operations and/or adapt their business model to respond to changes due to COVID19 restrictions and prevention.

No more than 15% of the requested funds could be used for operating support that would specifically benefit Main Street businesses such as training, technical assistance and/or marketing efforts such as, but not limited to: assisting Main Street businesses establish online sales, design and merchandise training to adapt retail space to accommodate COVID-19 requirements, providing small business counseling or offering a buy local/gift card program to support Main Street businesses

The Department of Housing and Community Development paid awarded funds directly to the local government or nonprofit organization that administers the local Main Street effort for state or Baltimore City designated Main Street communities.

11/2/20	11/20/20	February, 2021	March, 2021
Application period started	Application deadline	Awards announced	Funds distribution

All of the state’s 33 designated Main Street Maryland communities and Baltimore City’s 8 designated Main Street neighborhoods applied for and received awards of funding to support their operating and capital grants to businesses in their Main Street districts.

There were 5,040 businesses (*3,892 in Main Street Maryland communities and 1,148 in Baltimore City Main Streets*) that were eligible to apply.

Equity Related Activities

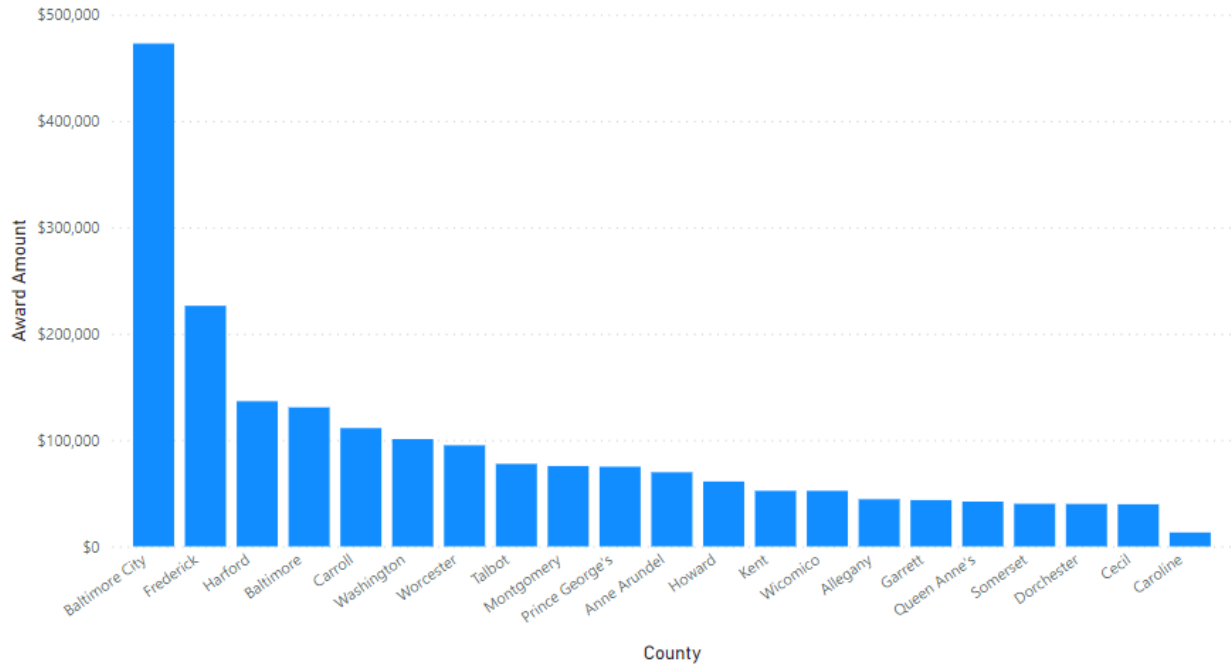
The small businesses located throughout the state and Baltimore City-designated Main Street districts represent a number of minority and women owned businesses.

Performance

The funding distribution report shows by jurisdiction the name of the awardee (local government or nonprofit) and the amount of the award that was used to provide COVID-19 relief grants to businesses in their designated Main Street and/or provide technical assistance and services to support the recovery of those businesses.

[Funding Distribution of Main Street Program Grants by County, Zip Code and Awardee](#)

Dollar Amount of Awards by County



6A.8 - Substitute the Housing Counseling Fund

ID	Subproject Name	Budget	Expenditures	Status
6A.8	Substitute the Housing Counseling Fund	\$1,100,000	\$1,100,000	Completed

This subproject offsets a revenue shortfall in the Maryland Housing Counseling Fund. The Maryland Office of Administrative Hearings (OAH) conducts administrative hearings on behalf of the state and other government agencies. By law, persons adversely affected by agency actions are entitled to an administrative hearing. The hearings are conducted by Administrative Law Judges who adjudicate questions of fact and law.

Each year, the Maryland Office of Administrative Hearings (OAH) charges state agencies a predetermined fee based on the number of hearings that were conducted in relation to the agency during the prior fiscal year. The Department of Housing and Community Development (DHCD) typically pays its OAH fee using revenue from the Housing Counseling and Foreclosure Mediation Fund (§ 4-507). This revenue is collected from foreclosure-related filing fees. The state’s foreclosure moratorium throughout the COVID-19 pandemic resulted in a revenue shortfall. The \$1,100,000 budget for this subproject was used to offset the shortfall in FY 2021 to cover the fee to OAH.

Performance

Foreclosure Mediation	Q1 2021	Q2 2021	Q3 2021	Q4 2021	FY21 TOTALS
Requests for Mediation	472	176	82	39	769
Open Cases	793	549	491	440	2,273
Closed Cases	150	107	55	58	370

6A.9 - Telework for State Employees and 6A.19 – State Telework

ID	Subproject Name	Budget	Expenditures	Status
6A.9	Telework for State Employees	\$4,986,840	\$4,986,840	Completed
6A.19	State Telework	\$5,000,000	\$1,848,837	Less Than 50% Complete

Ensuring information technology needs are met for teleworking state employees is a key externally to digital community engagement and internally to retaining valuable professionals. The Department of Information Technology (DoIT) utilized SLFRF for subproject 6A.9 as follows:

Enabled Telework and Remote Access for Thousands of State Workers

- Expanded the number of state employees configured to telework by expanding VPN users from 1,000 to 10,000.
- 600 additional telecommunications VOIP and ACD licenses procured to support migration of call center agents from state locations to telework.
- In total, almost 4,100 devices were provided by DoIT in support of the state’s COVID-19 initiatives.
- Have increased bandwidth on all high speed data circuits impacted by the shift in data traffic resulting from telework.
- Upgraded bandwidth at the Salisbury Unemployment Insurance location. This type of upgrade normally takes two weeks, the DoIT team completed it in under 24 hours.

Equity Related Awareness, Access, and Distribution

The state’s website, [Maryland.gov](https://www.maryland.gov) received the [Center for Digital Government GOVX 2021](#) Overall Winner Award (3rd Place) for Government Customer Experience. Maryland.gov also won best in class from the Interactive Media Awards in 2022. Maryland's ongoing push toward a unified and mobile-friendly citizen experience across all channels is mission critical to equity related awareness, access, distribution.

[COVIDLINK](#) provides a central source for public access to vaccine, testing and treatment, and contact tracing resources. DoIT and MDH have partnered to develop “COVID Link”, a state-of-the-art data management platform, to facilitate the state’s contact-tracing effort. The platform is fully operational in all 24 jurisdictions. The innovative COVID Link platform uses medical data from the Chesapeake Regional Information System for our Patients (CRISP) so that officials gain crucial information to determine steps to lower the risk of the virus spreading.

State of Maryland

[Maryland OneStop](#) Portal is an innovative approach to citizen engagement as it provides a single location for locating and submitting forms, and license and certification applications across the state government. Visitors benefit from intelligent search features and an intuitive, user-friendly design.

The OneStop Portal is also reducing the cost and burden for state agencies. Through the use of the OneStop Portal's powerful workflow engine, state agencies can now retire proprietary, custom license systems and fold forms and license processing operations into the tools provided by the OneStop Portal.

DoIT developed and launched multiple applications on the OneStop Portal during the COVID-19 pandemic including:

- Maryland Small Business COVID-19 Emergency Relief Loan Fund
- Maryland Small Business COVID-19 Emergency Relief Grant Fund
- Manufacturing Innovation Grant Application
- SLFRF Water and Sewer Assistance Grant Application

DoIT implemented approval workflows for the Department of Commerce to process these applications as well as customized notifications to the applicants for when their applications are approved, denied, or missing documentation. Over 40,000 users are engaged with the new system. DoIT was able to integrate these applications into the OneStop Portal in days, saving Commerce valuable time (and cost) versus building a new system.

Throughout the COVID-19 Pandemic, the OneStop portal demonstrated its true value as a platform, as DoIT and the Department of Housing and Community Development (DHCD) administered numerous pandemic assistance programs for affected communities and local businesses, including:

- Nonprofit Recovery Initiative (NORI)
- NORI for Behavioral Health Administration
- Strong Economic Recovery Initiative (SERI) for Entertainment Venues
- SERI for Tourism
- SERI for Mainstreet
- Project RESTORE
- Community Safety Works (CSW)

In FY23, agencies started using subproject 6A.19 for telework related equipment for state personnel.

6A.10 - Vaccination Lottery

ID	Subproject Name	Budget	Expenditures	Status
6A.10	Vaccination Lottery	\$2,000,000	\$2,000,000	Completed

In an effort to get every eligible Marylander vaccinated, the Maryland Lottery partnered with the Maryland Department of Health (MDH) to thank vaccinated Marylanders while also incentivizing new vaccinations with a [\\$2 Million VaxCash Promotion](#). The promotion awarded cash prizes to a total of 41 Maryland residents who have been vaccinated.

Drawings were held daily from Tuesday, May 25 through Sunday, July 4. Maryland residents 18 and older who received a COVID-19 vaccination in Maryland at any time were eligible to win with no registration or entry needed. Each day from May 25 through July 3, one winner was randomly drawn to win a \$40,000 prize with the final drawing on the Fourth of July awarding one winner a grand prize of \$400,000.

Working in close collaboration with MDH, the Lottery assigned a number in a secure system for each Maryland resident aged 18 or older who received their vaccination. The system was maintained by MDH, which serves as the custodian of Maryland’s vaccination records. Separately, the Lottery used a random number generator to select a winning number each day from the total number of people that had been vaccinated.

6A.11 – COVID-19 Steady State

ID	Subproject Name	Budget	Expenditures	Status
6A.11	COVID-19 Steady State	\$20,000,000	\$4,789,845	Less Than 50% Complete

The COVID-19 Steady State project supports the state’s long-term preparedness plan to maximize the tools and treatments available to keep people healthy and out of the hospital and maintain a state of readiness to respond to emerging variants and potential waves. The plan, which emphasizes infrastructure, awareness, and adaptability, builds on the successful data-driven strategies that the state implemented throughout the pandemic.

SLFRF has been allocated to support COVID Ready Maryland. Project activities:

- **Expanded ‘Test to Treat’ Provider Infrastructure.** By late 2022, the state had nearly 90 ‘Test to Treat’ locations, with a focus on equitable geographical distribution to ensure Marylanders could easily access treatments.
- **Maximizing Utilization of Therapeutics.** In 2022, therapeutic usage increased by 248%. While these treatments are not cures, they have a very high success rate of keeping people out of the hospital. Treatments were available at roughly 800 locations statewide.
- **Booster Shots for Eligible Populations.** Maryland was one of the most vaccinated and boosted states in America. The state’s vaccination infrastructure has over 900 providers.
- **Enhanced Awareness and Outreach.** The state’s GoVAX Call Center booked over 2 million appointments. In 2023, the center was transitioned to Maryland 211. From 2020 to 2023, the call center’s volume included more than 32 million calls and more than 17 million text messages. State health officials launched television, radio, and social media ads featuring Maryland families sharing their reasons for getting vaccinated. The state also partnered with community-based organizations focused on equity.
- **State of Readiness for Variants and Waves.** The state will continue to maintain the building blocks of the state’s successful Roadmap to Recovery. The state provided record funding for local health departments to help bolster their preparedness efforts.

6A.12 – Water and Sewer Assistance

ID	Subproject Name	Budget	Expenditures	Status
6A.12	Water and Sewer Assistance	\$19,947,637	\$19,947,637	Completed

The COVID-19 pandemic made it difficult for some Marylanders to pay their water bills. As a result, water systems in Maryland have been financially impacted. The Community/Public Water/Wastewater System Assistance Program provides \$20 million of SLFRF to provide relief to water systems for outstanding water debt from residential customers related to the pandemic.

Program Timeline and Delivery Partners

The application period ran from January 2, 2023 – January 31, 2023. On April 27, 2023, Governor Moore announced \$30 million in awards to nineteen (19) water systems. As a condition to receive program funding, water systems must agree to allocate payments as bill credits to customer accounts within a specific number of days after receiving payment and waive late fees and interest penalties. The credits cover outstanding water debt that accrued between January 2020 and September 2022.

Project Website

Link to the Water and Sewer Assistance project on the Department of Budget and Management website: <https://dbm.maryland.gov/pages/water-system-assistance-program.aspx>

Equity Related Activities

Funding will relieve water debt for 30,000 or more families across all regions of Maryland. Additional federal funding of \$14 million from the Low-Income Household Water Assistance Program was previously allocated through the Maryland Department of Human Services to support families with water assistance debt. Applications for assistance may be found through the Maryland Department of Human Services website.

State of Maryland

Performance

Recipients will provide reports back to the state about the date, count, amount, and location of customers that received financial assistance. Performance data will be available in FY24.

Recipient	Amount
Baltimore City Department of Public Works	\$15,871,159
Washington Suburban Sanitary Commission	\$3,756,009
Cecil County Government	\$94,181
Calvert County Government	\$25,000
Town of Centreville	\$25,000
Town of Charlestown	\$25,000
Harford County	\$25,000
Howard County	\$25,000
Town of Sudlersville	\$25,000
Town of Thurmont	\$25,000
Easton Utilities	\$14,680
Somerset County Sanitary District	\$14,156
Town of Williamsport	\$11,337
Town of Rock Hall	\$3,802
Maryland Environmental Service	\$2,988
Town of Luke	\$2,340
Town of Boonsboro	\$1,984
Total	\$19,947,637

6A.13 – Maryland Community Safety Works Program

ID	Subproject Name	Budget	Expenditures	Status
6A.13	Maryland Community Safety Works Program	\$10,000,000	\$9,947,989	More Than 90% Complete

The Community Health & Safety Works (CHSW) Program provides grant opportunities to improve the livability and economic potential of Maryland communities through targeted investments in crime prevention that impact community health and safety. In FY24, the CHSW Program administered five separate opportunities:

- Community Placemaking – Eligible applicants were tax-exempt nonprofit organizations or local governments. Applicants could apply for funds that supported physical improvements and/or safety services for a community managed open space (i.e., turning a vacant blighted space into a safe gathering space for residents). Eligible projects are community-led collaborations that engage artists and designers to create lovable and safer spaces for community use.
- Environmental Health and Justice – Eligible applicants were tax-exempt nonprofit organizations or local governments. Applicants could apply for funds that supported establishing or expanding community-led cleaning and greening activities such as litter prevention and beautification. Eligible projects eliminate predatory and unhealthy practices such as illegal dumping, litter and traffic hazards and address urban heat islands and other conditions related to climate change.
- Cameras, Lighting and Related Safety Services – Eligible applicants were tax-exempt nonprofit organizations or local governments. Eligible projects address illegal and dangerous activities in communities through lighting, camera surveillance strategies and related community safety services and technology.
- Crime and Violence Prevention and Intervention – Eligible applicants were tax exempt nonprofit organizations. Applicants could apply for funds to support a comprehensive strategy that includes a set of partnerships and coordinated activities that go beyond physical changes and enhanced security services and instead directly engage people at-risk of becoming involved with or affected by violence and crime and avoid incarceration. Evidence-based interventions will provide restorative life choices for at-risk individuals; activities will aim to remove illegal activities from communities and interrupt the cycle of violence that can result from such activities.
- Technical Assistance – Eligible applicants were tax-exempt nonprofit organizations. Individual and teams of nonprofit providers provide project design and implementation support to the awardees of CHSW project funding.

Timeline

3/15/24	4/25/24	July 2024	Summer 2024
Crime and Violence Prevention and Intervention application deadline	Community Placemaking; Environmental Health and Justice; Cameras, Lighting, and Related Safety Services; Technical Assistance applications deadline	Awards announced through press release	Funds distribution

Community Engagement

Outreach and community engagement activities were conducted prior to the November 2nd deadline. Virtual engagement meetings were conducted with the community leaders from Baltimore City Main Streets, designated Main Street Maryland communities, and the Baltimore Regional Neighborhoods (BRNI) collaboratives. The BRNI collaboratives are regional partnerships within the Baltimore metropolitan area with approved strategic neighborhood revitalization plans that work together to revitalize communities. During these meetings, assistance and guidance was provided regarding how to apply for the CSW Program. Feedback from the meetings was also sought and incorporated into the program design.

Primary Delivery Mechanisms and Partners

Funds were awarded directly to tax-exempt nonprofit organizations and local governments.

Equity Related Activities

The Department has a long history of working in historically underserved and marginalized neighborhoods and communities across Maryland. In addition to using the Department’s established communication strategies which include contacts in these neighborhoods, special outreach about the program was made to organizations engaged in community safety activities throughout the state, including several in Baltimore City. This outreach helped to ensure that the state’s jurisdictions with the greatest need would receive an equitable proportion of funds.

Intended Outcomes

- Deter crime and promote community safety
- Engage nonprofits and local governments in activities that address crime deterrence and community safety
- Encourage activities that follow best practices for crime prevention and intervention and community safety

Promoting Equitable Outcomes

The Community Safety Works program has a direct impact on the revitalization of business districts and neighborhoods throughout the state by supporting community-led projects and activities that deter crime. Baltimore City received nearly \$7 million, or 70% of Program funds.

Project Website

[Link to the Community Health & Safety Works website](#)

Use of Evidence

The Community Safety Works program encouraged applicants to apply for projects supported by evidence. The following resources were provided to applicants as evidence-based strategies that meet program funding criteria:

- Project Examples: [Facility and Community Improvements Grant and Business District and Neighborhood Safety Grant](#)
- Crime Statistics Example: The [Maryland Statistical Analysis Center](#), within the [Governor's Office of Crime Control and Prevention](#) report on [Violent Crime & Property Crime by Municipality](#)
- [Community Design for Safety: Using Crime Prevention Through Environmental Design to Strengthen Community Cohesion, Health and Safety](#)
- [University of Maryland: Collaborative Violence Intervention and Prevention Program](#)
- [The Art and Science of Urban Gun Violence Reduction](#)
- [ROCA: Disrupting Incarceration, Poverty, and Racism](#)
- [Keeping the peace: Man uses his story to help change his neighborhood for the better](#)
- [Look at me now': Using neuroscience to help at-risk kids — and change Maryland's juvenile justice system](#)

6A.14 – Jobs That Build

ID	Subproject Name	Budget	Expenditures	Status
6A.14	Jobs That Build	\$14,600,000	\$14,600,000	Completed

The Jobs that Build Employer Fund provided an opportunity for employers impacted by Covid-19 to pursue innovative solutions to their most pressing workforce challenges. By offering financial assistance to employers to meaningfully support and incentivize their employees, the Fund intends to encourage better recruitment, smarter training, and enduring employee retention.

The Fund prioritizes two sets of initiatives that employers can consider implementing in their workplace: Employee Support Programs and Payroll Incentives. Business applicants seeking grant funding must propose a program that includes elements of one or both of these initiatives.

Project Activities

The Jobs that Build Employer Fund empowers employers to look at the needs of their employees and create an in-house Employee Support Program that alleviates some of the chronic barriers in their workforce. Employers have the flexibility to design a program by choosing from a list of allowable expenses and requesting grant funds to establish custom benefits that best suit their employees’ needs that currently exist or may arise. Examples of allowable expenses and support ideas include:

- **Transportation** - Many employees struggle to get to work because they lack reliable transportation. Employers can leverage grant funds to establish a program to help their employees pay for maintenance on their own vehicles, purchase or lease vehicles, earn a driver’s license, and/or pay for the costs of public transportation to alleviate transportation hurdles.
- **Housing** - With rising rents, many employees are struggling to keep up or turn down quality jobs because they cannot secure housing in close proximity to work. Employers can leverage grant funds to offer rental assistance or security deposit assistance for their employees or relocation assistance.
- **Child and Dependent Care** - Caring for children and family members is another major factor that places limits on an employee’s time and finances. Employers can leverage grant funds to establish an assistance program that covers the cost of daycare or supportive care services for employees’ families.

Wages and compensation are the most direct ways an employer can attract and retain qualified staff. In a competitive labor market, many employers now leverage bonuses and other wage incentives to bolster their workforce and stand out from the competition. The Jobs that Build Fund allows employers to seek grant funding that can be used to offer certain wage and payroll incentives to qualifying employees. Examples of allowable incentives include:

State of Maryland

- **Signing Bonuses** - Employers can leverage grant funds to offer cash signing bonuses for new employees or employees who renew their contracts.
- **Retention Bonuses** - Employers can leverage grant funds to offer retention bonuses for employees who stay employed for a defined period of time. Retention bonuses may be used in conjunction with a sign-on bonus for new employees or could be offered to incumbent employees for continuing their employment satisfactorily.
- **Wages during Training**- Employers can leverage grant funds to compensate employees for time spent in training or professional development activities that may otherwise not be paid, and are related to the job. Examples include: paying an employee their hourly wage to attend an occupational skills training outside of work hours, or paying an employee their hourly wage to take English language classes outside of traditional work hours.

The Jobs that Build Employer Fund grants employers the maximum flexibility in determining how to best serve their employees.

Timeline

Jobs That Build was launched on October 14, 2022. Subrecipients must spend all grant funds by December 1, 2024, as the grant will expire on December 31, 2024.

Intended Outcomes

The Jobs That Build Employer Fund will help make historic improvements to both Maryland's 20th century transportation & utility infrastructure, as well as its 21st century information technology infrastructure.

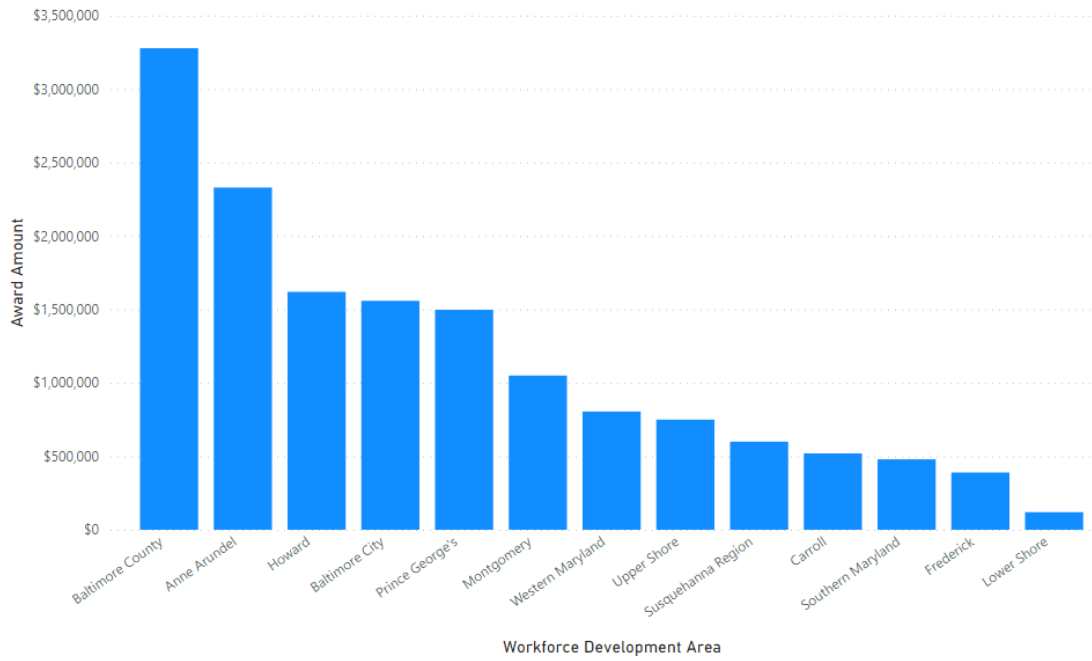
In the current employment climate, MD Labor recognizes that competitive wages alone may not be enough to attract and retain employees. The Jobs That Build Employer Fund will support businesses who have creative solutions to address barriers that are significantly hindering workforce participation and retention. The Fund is designed with the flexibility to address a wide array of present-day challenges that are prohibiting entry into, or increasing departure from, the workforce.

State of Maryland

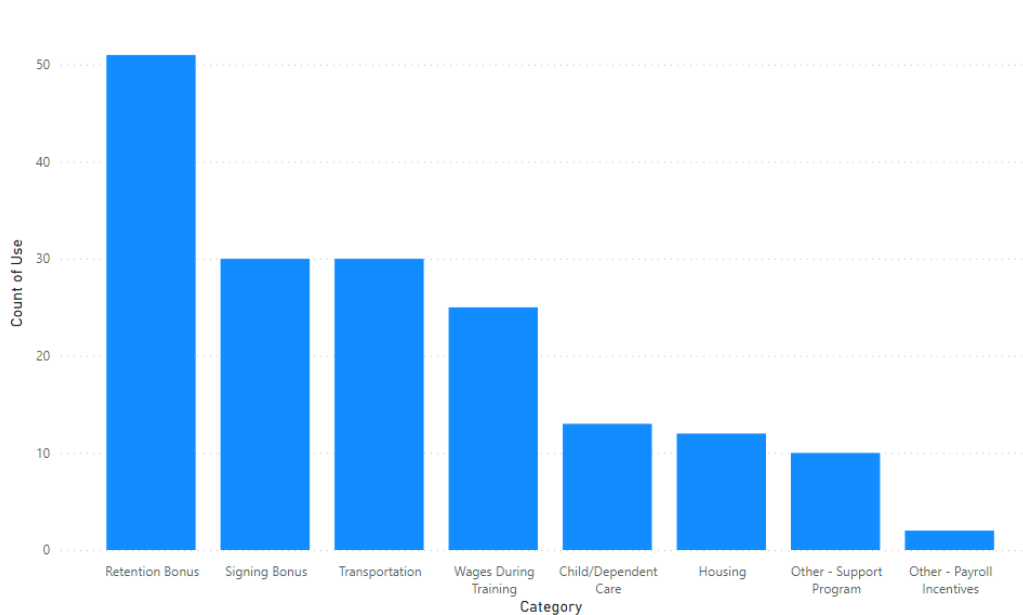
Performance

Since its launch, 63 businesses have benefitted from the Jobs That Build Employer Fund. Grants were awarded to employers in all 13 regions of the state. Baltimore County received the most, with a total of \$3,278,566 or 22% of the total grant.

Dollar Amount of Awards by Workforce Development Area



Use / Activity by Category



6A.16 – Medicare Advantage

ID	Subproject Name	Budget	Expenditures	Status
6A.16	Medicare Advantage	\$49,865,002	\$49,865,002	Completed

The federal methodology used to determine payments for Medicare Advantage (MA) plans does not account for Maryland’s all-payer rate-setting system under the Total Cost of Care model. In 2022, MA plans operating in Maryland approached the Maryland Department of Health (the Department) to discuss options for long-term stabilization.

Under the Subsidy Agreement for Medicare Advantage Plans Operating in Maryland, the Department stabilized MA plans in Maryland with a one-year subsidy. During the term of the subsidy program, fiscal year 2023 (July 2022 through June 2023), the Department worked with MA plans and other key stakeholders to develop a permanent solution that meets the agreement of CMMI and the Centers for Medicare and Medicaid Services (CMS).

The General Assembly declared that “it is a goal of this State to promote the development of a health care system that provides adequate and appropriate health care services to indigent and medically indigent individuals.” Health-Gen. § 15-102.1(a). The Maryland Department of Health (the “Department”) is responsible for the implementation of this goal. The Secretary of the Department administers the Department’s budget, is responsible for the health interest of the people of Maryland, and is charged with supervising, generally, the administration of the health laws of the State and its subdivisions, including the adoption and revision of a State health improvement plan. Health-Gen. §§ 2-104; 2-105(b) & (c). The Secretary may approve a contract or other written arrangement with a health benefit plan or insurance carrier or another entity that finances the provision of, or delivers, health care services to an identified underserved area of the State. Health -Gen. § 2-108(c).

Project Activities

The subsidy program was intended to be of a limited duration as a bridge to a permanent solution, as negotiated with CMMI and CMS. The resulting solution aligned with other state programs and initiatives, e.g., the Total Cost of Care model and the Maryland Primary Care Program (MDPCP).

To be eligible for the subsidy program, Medicare Advantage plans must: 1) operate a Medicare Advantage Prescription Drug (MAPD) or Dual Eligible Special Needs Plan (D-SNP) product in the state of Maryland; and 2) absent the subsidy and prior to the payment of subsidy funding, demonstrate current and projected financial solvency to the satisfaction of the Department and the Maryland Insurance Administration (MIA).

State of Maryland

Subsidy funding focused on the proportion of an MA plan’s MAPD and D-SNP members residing in Baltimore City and Baltimore County as of July 2022. Plans headquartered in Maryland were eligible for a larger proportion of the funding.

To qualify for subsidy payments, participating plans had to comply with the following terms:

1. Maintenance (or expansion) of CY 2022 service area through CY 2023;
2. Use of the subsidy for financial stabilization and not expansion of benefits nor inclusion in revenue projections;
3. Participation in discussions to develop an aligned payer proposal for the Maryland Primary Care Program effective CY 2024;
4. Participation in MA workgroup meetings;
5. Provision of data as requested by the Department and the Maryland Insurance Administration, to support the payback of subsidy funding should the Recipient’s medical loss ratio decrease to less than 85 percent.

Equity Related Activities

The General Assembly declared that “it is a goal of this State to promote the development of a health care system that provides adequate and appropriate health care services to indigent and medically indigent individuals.” Health-Gen. § 15-102.1(a). The Maryland Department of Health is responsible for the implementation of this goal.

Timeline

The subsidy period was FY23. The final reporting deadline was August 31, 2023.

Primary Delivery Mechanisms and Partners

There are eight Medicaid Advantage plans operating in Maryland. Five participated in the subsidy program: Alterwood, CareFirst, Hopkins, Humana and Kaiser. Three of those plans qualify for the additional ‘headquartered’ payments: Alterwood, CareFirst and Hopkins.

Intended Outcomes

Stabilize Medicare Advantage plans operating in the State of Maryland.

Performance

All five participating plans were in compliance with the terms and conditions of the subsidy agreement.

6A.20 - Little Italy Neighborhood Association

ID	Subproject Name	Budget	Expenditures	Status
6A.20	Little Italy Neighborhood Association	\$253,000	\$253,000	Completed

The Little Italy Neighborhood Association was awarded \$253,000 to address acute public safety demand specific to the Little Italy neighborhood of Baltimore City. This direct award was similar to Community Safety Works (CSW) to improve livability and economic potential through targeted investments in crime prevention that impact community safety.

Intended Outcomes

Deter crime and promote community safety

6A.21 – Support for Increased Demand for Behavioral Health Services

ID	Subproject Name	Budget	Expenditures	Status
6A.21	Support for Increased Demand for Behavioral Health Services	\$17,400,000	\$17,400,000	Completed

SLFRF provided support for behavioral health services to meet increased demand.

As described earlier in this report in section 2B.1, the pandemic has increased prior concerns about mental health. Survey data suggests that economic anxiety, feelings of loneliness, and depressive disorder are on the rise—four in ten American adults now report feelings of anxiety or depression, up from just one in ten prior to the pandemic. In addition, these effects have been disproportionately felt by essential workers, who are more likely to report feelings of anxiety, depression, and substance use as well as represent communities of color.

Use of Evidence

A Kaiser Family Foundation report from February 2021 noted that one in five essential workers recently reported that they have “seriously considered suicide in the last 30 days,” compared to eight percent of nonessential workers. In addition, 25 percent of essential workers report that they have increased use of or started use of substances to cope with stress, compared with 11 percent of non-essential workers. Nearly 50 percent of individuals of color in recent surveys reported feeling depressed. This may be attributed to the fact that members of these communities have been disproportionately affected by COVID-19, are more likely to be essential workers, and have historically had more difficulty in accessing behavioral health care. The U.S. Department of Health and Human Services (HHS) has long recognized the importance of providing access to qualified professionals who can respond in real-time to mental health and substance use disorder (SUD) crises.

6A.22 - Baltimore City Crime Prevention Initiative

ID	Subproject Name	Budget	Expenditures	Status
6A.22	Baltimore City Crime Prevention Initiative	\$1,700,000	\$0	New

Project Overview

This project supports increasing the capacity of the Evidence Review Unit for the Office of State's Attorney in Baltimore City.

The Evidence Review Unit (ERU) was formed in November 2015 in response to the implementation of the Baltimore Police Department's Body Worn Camera program. Initially, ERU obtained, reviewed, and redacted the camera videos needed for trial. In 2016, ERU's responsibilities expanded to include obtaining other types of evidence, including for the state, neighboring county, and college/public school law enforcement agencies. This expanded list of evidence, which ERU obtains both proactively and by request, includes law enforcement close circuit TV; forensic analyses (CDS, firearms, DNA, Latents, and Crime Scene Unit reports and photographs); 911/KGA audio recordings; aviation videos; DashCam videos; and commercial/residential closed circuit TV videos.

ERU has developed extensive relationships with area forensic and law enforcement partners which has facilitated this growth in responsibilities. As new police technologies expand, ERU's responsibilities will continue to grow.

6A.23 - FAMLI Contractual Services

ID	Subproject Name	Budget	Expenditures	Status
6A.23	FAMLI Contractual Services	\$30,000,000	\$0	New

Project Overview

Maryland is preparing to launch a new [paid family and medical leave system](#). Starting July 1, 2026, workers will be able to take time away from work to care for themselves or a family member and still be paid up to \$1000 a week for up to 12 weeks. This project will provide contractual support for the implementation of FAMLI. This is a new project that is pending review and approval prior to its start.

6A.24 - Security Personnel for Non-Profit Faith Based Organizations

ID	Subproject Name	Budget	Expenditures	Status
6A.24	Security Personnel for Non-Profit Faith Based Organizations	\$1,000,000	\$430,322	Less Than 50% Complete

Project Overview

Security Personnel for Non-Profit Faith Based Organizations is a component of the Protecting Against Hate Crimes program administered by the Governor’s Office of Crime Prevention and Policy (GOCPP). The purpose of the program is to provide support, including security enhancements to non-profit, including faith-based entities, that have facilities and members that can be targeted for hate crimes.

The U.S. Department of Justice defines a hate crime as a crime motivated by bias against race, color, religion, national origin, sexual orientation gender, gender identity, or disability. In 2022, the U.S. Department of Justice reported close to 250 of these crimes in Maryland, including 128 against people, 107 against property, and 7 crimes against society.

Bias motivation categories from race, ethnicity, and ancestry increased from 27 in 2020 to 56 in 2021 and jumped to 130 in 2022. Similarly, bias motivation against religion increased from 5 in 2020 to 14 in 2021 to 45 in 2022.

SLFRF is used to hire personnel to secure facilities against hate crimes. These efforts support the objective of developing criminal justice and victim services strategies that are coordinated by developing a culture of collaboration, information sharing, and knowledge transfer between law enforcement, victim services, and communities targeted for hate crimes.

Applicants are required to provide a detailed assessment of the elevated and imminent risks of hate crimes faced by the protected group at the facility and the time of application.

Grantees are required to track and measure program outputs and outcomes, and to submit quarterly reports to GOCPP for:

- Number of hate crimes reported to law enforcement
- Number of security personnel hired
- Community perceptions of safety and inclusion

6A.25, 6A.26, and 6A.27 - Summer Safe

ID	Subproject Name	Budget	Expenditures	Status
6A.25	Summer Safe – Governor’s Office of Crime Prevention and Policy	\$855,671	\$492,711	More Than 50% Complete
6A.26	Summer Safe – Department of Juvenile Services	\$3,144,329	\$2,406,377	More Than 50% Complete
6A.27	Summer Safe – Department of Human Services	\$1,000,000	\$1,000,000	Completed

Project Overview

In June 2023, Governor Moore announced the Safe Summer Initiative, including \$5 million in grants to 12 counties, to occupy young people throughout the summer in productive, engaging, safe, and fun activities that will make them less likely to commit or come to harm from crime.

These pro-social activities are geared towards building on the strengths of young people, many of whom have been involved in delinquent behavior, to set them on pathways for success. Funds disproportionately targeted Baltimore City, Baltimore County, and Prince George’s County where the highest number of youths are being victimized by and committing gun crime.

Safe Summer prioritizes early intervention to build a more effective, less expensive, and better long-term approach to improving public safety and bolstering opportunity for youth involved in Maryland’s juvenile justice system.

Administrative

Expenditure Group 7 is for Administrative Projects. For example, Units of Government Transfers.

7A – Units of Government Transfers

Project ID	7A
Project Name	Units of Government Transfers
Subprojects	6
Budget	\$147,495,677
Expenditures	\$147,495,677
Status	Completed
Expenditure Category	7.2 - Transfers to Other Units of Government

Financial Summary

ID	Subproject Name	Budget	Expenditures	Status
7A.1	Education Trust Fund Backfill	\$116,131,810	\$116,131,810	Completed
7A.2	Fiscal Relief for Local Health Departments (LHDs) self-supported-fee-for-service Clinics	\$3,695,504	\$3,695,504	Completed
7A.3	Home Detention for Early Release	\$5,000,000	\$5,000,000	Completed
7A.4	Private Sector Telework	\$5,000,000	\$5,000,000	Completed
7A.5	Recovery Now - Department of Budget and Management - Disparity Grants	\$5,000,000	\$5,000,000	Completed
7A.6	Substitute for Public Health Costs	\$12,668,363	\$12,688,363	Completed

Project Description

Projects in this Expenditure Group do not require as much content to report as the previous sections given the nature of the projects. SLFRF Project 7A provides financial support by transferring SLFRF to other units of government.

7A.1 - Education Trust Fund Backfill

ID	Subproject Name	Budget	Expenditures	Status
7A.1	Education Trust Fund Backfill	\$116,131,810	\$116,131,810	Completed

This SLFRF project provided the funds necessary to offset the pandemic-related deficit in the Education Trust Fund used to fund the Foundation Program in FY21.

The Maryland State Department of Education worked with the Comptroller’s General Accounting Division to move FY 2021 special fund transactions for the Foundation Program to FY22 SLFRF prior to 6/30/22 using a journal adjustment.

7A.2 - Fiscal Relief for Local Health Departments’ self-supported fee-for-service Clinics

ID	Subproject Name	Budget	Expenditures	Status
7A.2	Fiscal Relief for Local Health Departments (LHDs) self-supported-fee-for-service Clinics	\$3,695,504	\$3,695,504	Completed

This SLFRF subproject provided fiscal relief to self-supported, fee-for-service clinics to assist with COVID-19 related revenue shortfalls. These clinics were temporarily closed during the pandemic shutdown.

Timeline

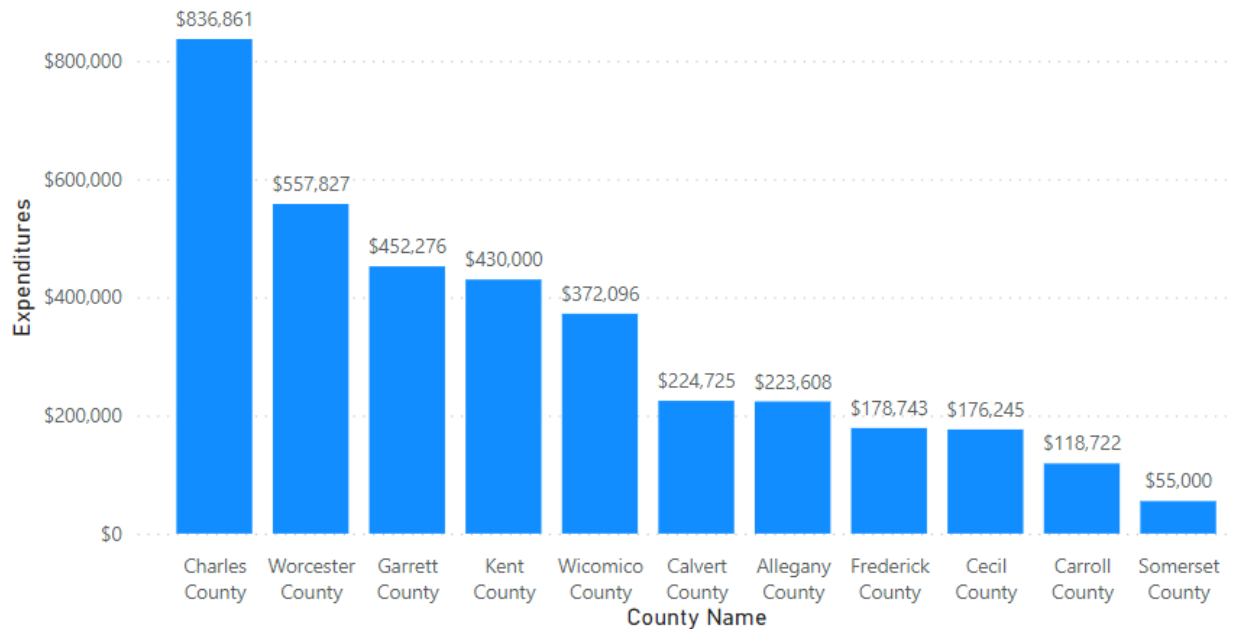
March 8th – June 30th, 2021

Primary Delivery Mechanisms and Partners

Funding went to local health departments.

Performance

Expenditures by County



7A.3 - Home Detention for Early Release

ID	Subproject Name	Budget	Expenditures	Status
7A.3	Home Detention for Early Release	\$5,000,000	\$5,000,000	Completed

Maryland courts may require, as a condition of a defendant’s pretrial release, that the defendant be monitored by a private home detention monitoring agency (PHDMA). A defendant placed in private home detention must pay the agency’s monitoring fee directly to the PHDMA. Legislation passed during the 2021 Maryland legislative session (House Bill 316) prohibits a pretrial defendant from being required to pay a PHDMA for any costs or fees incurred if the defendant:

- (1) qualifies as indigent under § 16-210 of the Maryland Criminal Procedure Article; or
- (2) is provided a private home detention monitoring device or global positioning system device by the State or a local jurisdiction. Instead, the State must pay a PHDMA for any costs or fees incurred by defendants who meet this criterion.

Timeline

The bill took effect July 1, 2021 and expired on June 30, 2024 (or when the \$5,000,000 was expended).

Activities, Primary Delivery Mechanisms, and Partners

At the direction of the General Assembly, the Judiciary contracted with the four agencies, certified by the Department of Public Safety and Correctional Services, to monitor indigent individuals on home detention. The objectives included avoiding confinement, jail or detention in congregate settings which could increase the spread of COVID-19.

The Maryland Judiciary will provide payments to four (4) contractors who are providing monitoring services for defendants who have been determined to be indigent and have a court order granted for private home detention and are eligible to have the device and monitoring fees paid for by the state: A1 Trusted Monitoring, Advantage Sentencing Alternative PGM, Inc. (ASAP), Alert, Inc, and Free But Not Free (FBNF), LLC.

These contractors provide invoices to the Maryland Judiciary for the payment of fees associated with hooking up and daily monitoring of all eligible defendants. The Maryland Judiciary collaborates with Judiciary Circuit Court and District Court Coordinators working in court offices within the counties in which the defendants have charges, to have these submitted invoices verified for accuracy and approved for payment.

Upon completion of the validation process by the coordinators, the Maryland Judiciary processes payments for all approved fees and monitoring charges. This funding will be expended via

State of Maryland

payments, to the below contractors, for daily monitoring services rendered and other associated fees, as follows:

Recipient	Award Amount
A1 Trusted Monitoring	\$500,000
Advantage Sentencing Alternative PGM, Inc. (ASAP)	\$4,000,000
Alert, Inc.	\$250,000
FBNF, LLC (Free But Not Free)	\$250,000
Total	\$5,000,000

Intended Outcomes

The project aimed to achieve the following outcomes:

1. Equitable access to pretrial home detention monitoring.
2. Improve access / affordability of home detention, especially amid public health concerns of the spread of COVID-19 in areas of confinement.
3. De-crowding of correctional facilities and associated cost savings.

Use of Evidence

According to the Centers for Disease Control, correctional and detention facilities face unique COVID-19 challenges, such as high risk of viral introduction and high risk of rapid transmission.⁵² Pre-trial defendants that do not have the economic resources for home monitoring fees are confined to a detention facility with an increased risk of COVID-19. The American Bar Association notes that pre-trial detention has a disproportionate impact on communities of color and exacerbates economic hardships.⁵³ It is assumed that some defendants who would potentially be approved by a judge for private home detention services are not currently requesting it due to an inability to pay and that more indigent defendants will request home monitoring (and be approved) once it is available at no cost.

Performance Report

Outcome Measure: Number of Days Monitoring Services Provided

Output: Through FY23, with an average daily monitoring rate of \$15/day, the average number of days that monitoring services provided were 137,431 days.

⁵²<https://www.cdc.gov/coronavirus/2019-ncov/downloads/community/correction-detention/COVID-Corrections-considerations-for-loosening-restrictions-Webinar.pdf>

⁵³https://www.americanbar.org/groups/crsj/publications/human_rights_magazine_home/economic-justice/criminal-justice-debt-problems/

7A.4 - Private Sector Telework

ID	Subproject Name	Budget	Expenditures	Status
7A.4	Private Sector Telework	\$5,000,000	\$5,000,000	Completed

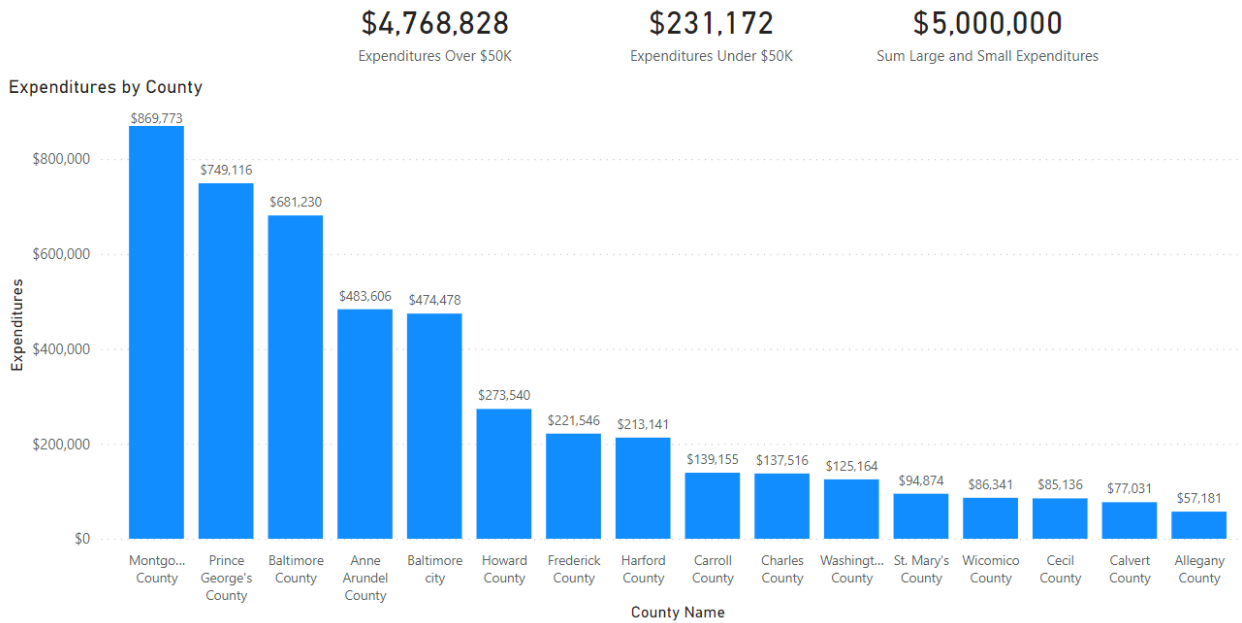
This SLFRF project provided funding to local governments for grants of up to \$5,000 to businesses to improve employee telework opportunities. The Maryland Economic Development Assistance Authority and Fund (MEDAAF), within the Department of Commerce, provided grants to local jurisdictions (all 23 counties and Baltimore City). During the pandemic, telework opportunities helped certain businesses to reduce risk of COVID-19 transmission, increased retention, and offered businesses a wider applicant pool for recruiting.

Telework support funding was awarded to local jurisdictions in July and August 2021. Local jurisdictions then solicited grant applications and awarded grants to businesses to either facilitate new telework expansion or reimburse businesses for previous telework expenses.

Outcomes

- Increased financial viability of businesses by adopting telework policies during the pandemic state of emergency.
- Reduced COVID-19 transmission risk

Performance



7A.5 - Recovery Now - Department of Budget and Management - Disparity Grants

ID	Subproject Name	Budget	Expenditures	Status
7A.5	Recovery Now - Department of Budget and Management - Disparity Grants	\$5,000,000	\$5,000,000	Completed

To mitigate the impact of the COVID-19 pandemic on local jurisdictions’ ability to raise revenue, the Disparity Grant Program provided noncategorical state aid to low-wealth jurisdictions for use by local governments.

Disparity grants address the difference in the abilities of counties to raise revenues from the local income tax, which for most counties is one of their larger revenue sources. Counties with per capita income tax revenues less than 75% of the statewide average receive grants unless a county has an income tax rate below 2.6%. Under current law, aid received by counties equals the lesser of the dollar amount necessary to raise the county’s per capita income tax revenues to 75% of the statewide average or the amount received under capped provisions. SLFRF were used to provide additional grants to three jurisdictions to mitigate the impacts of the COVID-19 pandemic.

The Department of Budget and Management (DBM) worked with the Comptroller’s Office to process the transfer payments totaling \$5 million. DBM initiated the transfer of funds on March 4, 2021 and direct vouchers were issued on March 9th.

- \$3,498,738 to Prince George’s County
- \$360,034 to Dorchester County
- \$1,141,228 to Wicomico County

7A.6 - Substitute for Public Health Costs

ID	Subproject Name	Budget	Expenditures	Status
7A.6	Substitute for Public Health Costs	\$12,668,363	\$12,688,363	Completed

This SLFRF project provides operating grants to all 24 Local Health Departments that can be used for ten core services areas as outlined in Maryland Code, and to address COVID-19 related revenue shortfalls. Funds were distributed between 7/1/2021 - 6/30/2022. The assistance also helps to address increased demand for services going forward. Project expenditures are less than 50% complete.

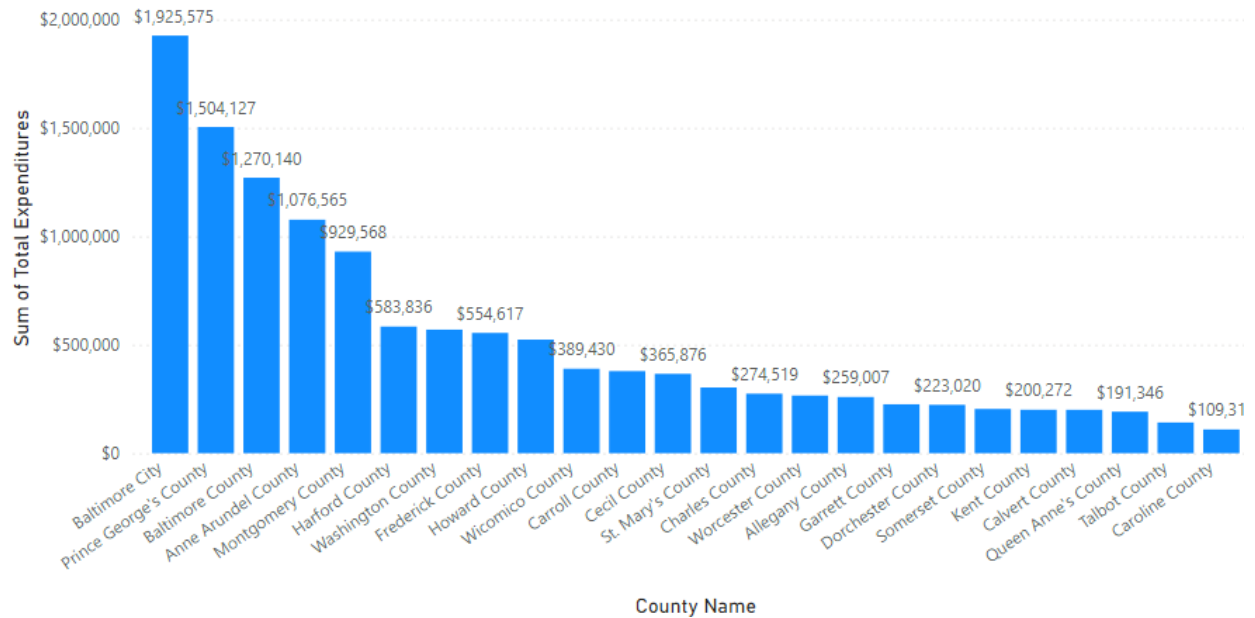
Performance

- Aggregate number of full-time equivalents supported
- Number of services provided

Sum of Total Expenditures

BY COUNTY NAME, SUBPROJECT ID

Subproject ID ● 7A.6



7B – Administrative Expenses

Project ID	7B
Project Name	Administrative
Subprojects	1
Budget	\$15,000,000
Expenditures	\$5,432,764
Status	Less Than 50% Complete
Expenditure Category	7.1 - Administrative Expenses

Financial Summary

ID	Subproject Name	Budget	Expenditures	Status
7B.1	Administrative Expenses	\$15,000,000	\$5,432,764	Less Than 50% Complete

Project Description

This project is for the management of SLFRF. This includes support for effective management and oversight, including for ensuring compliance with laws, regulations, and policies. Activities include providing policy support, eligibility and compliance guidance, technical assistance to state agencies, coordination with the U.S. Treasury, internal management reporting, and the design and administration of the State’s Technical Assistance Program for Non-entitlement Units (NEUs) of Government.

Timeline

3/3/2021 - 12/31/2026

SLFRF Management

This section describes how SLFRF can be used to create opportunities for improved management: utilizing data analytics, learning agendas, performance evaluations, and partnerships.

The Department of Budget and Management (DBM) created the SLFRF Management System. Using Treasury-compliant metadata templates, DBM created the Maryland SLFRF Data Model. When SLFRF project teams report progress on obligations, expenditures, performance, and other compliance reporting requirements each month, the Maryland SLFRF Data Model standardizes the data and makes it available for ad-hoc and scheduled reporting, data mining, sharing, and in analytics and dashboards for management. Data governance is enforced through the Chief Data Officer's framework. Data storage, analytics, and collaboration software are provided by the Department of Information Technology as a shared service to SLFRF project teams.

The Department of Budget and Management implemented a professional development curriculum based on the [U.S. Treasury's SLFRF Compliance and Reporting Guidance](#). Live and on-demand training classes, a knowledge repository, and a collaboration space for SLFRF project teams help to ensure coordination for project and performance management.

Statewide IT Accessibility Initiative / 508 Compliance

This document has been prepared in compliance with the Maryland [Statewide IT Accessibility Initiative](#). Digital and document accessibility guidelines from the Maryland Department of Disabilities utilize Federal 508 Compliance best practices.

Acknowledgements

This report is a product of many contributors who led the implementation of SLFRF projects, managed project spending, and lent their time and expertise to the production of this report. Led by Secretary Helene Grady, the Department of Budget and Management (DBM) was responsible for the organization and production of this report. Deputy Secretary Marc Nicole and Mike Morello were primarily responsible, with the help of SLFRF Lead Budget Analyst Jeff Wulbrecht, the DBM Office of Budget Analysis: Executive Director Nathan Bowen, Former Executive Directors Andrew Pierce and Jonathan Martin, Former Assistant Director Carissa Ralbovsky, and Jennifer Spangler. Thank you to the Department of Labor Economists Michael Siers, Ajani Pierce, and Urwah Faisal, the DoIT Geographic Information Systems Team, the Maryland State Data and Analysis Center, and to Anthony Burrows for the cover art design. Special thanks to all of the agency project contributors and to Hagerty Consulting:

- Administrative Office of Courts: Melanie Holsey
- Department of Commerce (Commerce): Sarah Sheppard, James Palma, Earline Rogers, Ligia Aceves, Alexander Hamann, and John Papavasiliou
- Department of Housing and Community Development (DHCD): Bernice Mensah, Eizebel Trojillo, AnnaLisa Nelson, Jennine Auerbach, Ronnie Hammond, Lakeysha Vaughn, Robyne Chaconas, Crystal Quinzani, Nicholas Mayr, and Suzanne Korff
- Department of Human Services (DHS): Romaine Young, Christa Linton, Stafford Chipungu, Peggy Hughes, Asnake Yeheyis, Kanimu Pembamoto, William Niner
- Department of Information Technology (DoIT): Patrick Mulford, Melissa Leaman
- Department of Labor (Labor): Lloyd Day, Tayaabah Qazi, Heather Evans, Logan Dean, Jamie Mangrum, Sherry Baynes, Kimberly Grandy, Erin Roth
- Department of Public Safety and Correctional Services (DPSCS): Nija Roberts
- Governor's Office of Crime Prevention and Policy (GOCPP): Mary Abraham, Will vanWisse, Quentin Jones, Heather Amador, and Gary Richardson
- Interagency Commission on School Construction (IAC): Cassandra Viscarra, Popi Paragios
- Maryland Department of Emergency Management (MDEM): Chas Eby
- Maryland Department of Health (MDH): Amalie Brandenburg, Kimberly Hiner, Tiffanie Powell, Katherine Feldman, Katyayani Bhide, Bob Lally, Michael Fay, Jonathan Seeman
- Maryland Department of Transportation (MDOT): Monica Kearns, Jaclyn Hartman
- Maryland Department of Veterans Affairs (MDVA): Pete Pantzer
- Maryland Higher Education Commission (MHEC): Aubrey Bascombe
- Maryland State Department of Education (MSDE): Donna Gunning, Jesse Rao
- Public Service Commission (PSC): David Collins, Amanda Best, Brett Sproul
- TEDCO: Terry Rauh, Ann Pulley
- University of Maryland Extension (UME): Jinhee Kim, Isaias Tesfalidet, Sandy Saperstein, Jana Sharp
- Hagerty Consulting: Matt Hochstein, John Hageman, Jacob Durrance, Helena Emenalo, Dan Ginder, Dean Haire, Jeremy Hutchinson, Dana Lustig, Mike Nolan, Neetika Prabhakar, Kellie Russell, Emiliano Segura, Benjamin Shay, Bryson Shook, and Crysty Skevington

Appendix A - Annual Report Templates Used in the Data Collection Process

To compile this annual report, SLFRF project teams completed a template that asked the following questions. In some cases, for example, in water, sewer, and broadband infrastructure projects, additional information was requested including labor practices, per the [U.S. Treasury's SLFRF Compliance and Reporting Guidance](#).

Project Description

Provide a description of the project. Describe how funds are being used to respond to negative economic impacts of the COVID-19 public health emergency, including to households and small businesses.

The U.S. Treasury encourages uses of funds that promote strong, equitable growth, including racial equity. Please describe how your project's planned or current use of funds prioritizes economic and racial equity as a goal, names specific targets intended to produce meaningful equity results at-scale and articulates the strategies to achieve those targets.

For example, assistance to households, small businesses, and nonprofits to address impacts of the pandemic, which have been most severe among low-income populations. This includes assistance with food, housing, and other needs; employment programs with barriers to employment who faced negative economic impacts from the pandemic (such as residents of low-income neighborhoods, minorities, disconnected youth, the unemployed, formerly incarcerated people, Veterans, and people with disabilities); and other strategies that provide disadvantaged groups with access to education, jobs, and opportunity.

Project Activities

Provide an overview of the main activities of the project.

Equity Related Activities

As appropriate, include efforts to date to promote equity. For example, are there particularly historically underserved, marginalized, or adversely affected groups that you intend to serve with project activities?

Community Engagement Related Activities

Please describe how your project's planned or current use of funds incorporates written, oral, and other forms of input that capture diverse feedback from constituents, community-based organizations, and the communities themselves. Where relevant, this description must include how funds will build the capacity of community organizations to serve people with significant barriers to services, including people of color, people with low incomes, limited English speaking proficiency populations, and other traditionally underserved groups.

Timeline

Provide the approximate timeline of the project and/or subprojects.

Primary Delivery Mechanisms and Partners

Describe the primary delivery mechanisms and partners.

Equity Related Awareness, Access, and Distribution

How equal and practical is the ability for residents or businesses to become aware of the services funded by the project?

Are there differences in levels of access to services across groups? Are there administrative requirements that result in disparities /ability to complete applications or meet eligibility criteria?

Intended Outcomes

Describe the outcomes the project intends to achieve.

Equity Related Outcomes

Are intended outcomes focused on closing gaps, reaching universal levels of service, or disaggregating progress by race, ethnicity, or other equity dimensions where relevant for the policy objective? Describe any constraints or challenges that impacted project success in terms of increasing equity. This section must describe the geographic and demographic distribution of funding, including whether activities target traditionally marginalized communities.

Project Website

Provide a link to the website of the project if available.

Use of Evidence

Briefly describe the goals of the project, and whether SLFRF funds are being used for evidence-based interventions, the evidence-base for the interventions, and/or if projects are being evaluated through rigorous program evaluations that are designed to build evidence. Identify the dollar amount of project spending allocated towards evidence-based interventions.

Recipients are encouraged to use relevant evidence clearinghouses, among other sources, to assess the level of evidence for their interventions and identify evidence-based models that could be applied in their project. Recipients are exempt from reporting evidence-based interventions in cases where a program evaluation is being conducted. If a recipient is conducting a program evaluation in lieu of reporting the amount of spending on evidence-based interventions, they must describe the evaluation design.

Performance Report

Report on key performance indicators (performance measures). Include both output and outcome measures.

If your project is completed or underway, then report each performance measure, its results, targets (if applicable), trend analysis (if applicable), and narrative providing context to help the reader interpret the results. If your project has not started yet, then simply list the performance measures you plan to use. Provide data disaggregated by race, ethnicity, gender, income, and other relevant factors, if possible.

Appendix B - Defining Disadvantaged Geographies

Reference data is often used in data analytics to provide a basis for calculations and analysis. Reference data is also used to simply provide context. For example, many SLFRF projects have eligibility criteria expressed as a percentage of poverty level⁵⁴:

2023 POVERTY GUIDELINES FOR THE 48 CONTIGUOUS STATES AND THE DISTRICT OF COLUMBIA		2024 POVERTY GUIDELINES FOR THE 48 CONTIGUOUS STATES AND THE DISTRICT OF COLUMBIA	
Persons in family/household	Poverty guideline	Persons in family/household	Poverty guideline
1	\$14,580	1	\$15,060
2	\$19,720	2	\$20,440
3	\$24,860	3	\$25,820
4	\$30,000	4	\$31,200
5	\$35,140	5	\$36,580
6	\$40,280	6	\$41,960
7	\$45,420	7	\$47,340
8	\$50,560	8	\$52,720
For families/households with more than 8 persons, add \$5,140 for each additional person.		For families/households with more than 8 persons, add \$5,380 for each additional person.	

The State of Maryland uses various formulas to calculate disadvantaged geographies, underserved populations, and overburdened areas. Depending on the use case, agencies may calculate these populations based on the laws, regulations, and policies most relevant to the government program it serves. The following are three examples:

- Using the Code of Maryland Regulations (COMAR) 10.62.01.01(B)(13) definition of Economically Disadvantaged Areas and U.S. Census Bureau demographic data to identify geographies. For example, the [Maryland Medical Cannabis Commission guidance](#) identifies 61 of Maryland’s 468 zip code tabulation areas (ZCTAs) as Economically Disadvantaged Areas using this approach.
- The Climate Solutions Now Act of 2022 defines underserved and overburdened populations. U.S. Census Bureau data and other data sources are then used to identify census tracts that meet the criteria as underserved and/or overburdened. Investments in broadband may be identified using the Climate Solutions Now Act of 2022 definitions.
- The Department of Commerce and the Department of Housing and Community Development use multiple sources to define Disadvantaged Geographic Areas, including the U.S. Treasury’s Community Development Financial Institutions (CDFI) map, Qualified Census Tracts, HUB Zones, and Opportunity Zones. Investments in broadband may be identified this way too. Or using a combination of sources.

⁵⁴ 2023 and 2024 Poverty Guidelines; [U.S. Department of Health and Human Services, Office of the Assistant Secretary for Planning and Evaluation](#)

One of the challenges to using data analytics with all of the various definitions is to understand the context for when an agency applies the right definition to the right government program.

The Department of Budget and Management did not require agencies to use one standard definition for equity analysis across the entire portfolio of SLFRF projects. Instead, DBM provided the flexibility for agencies to use their best definition for each project.

This also created an opportunity to strengthen the cross-agency collaboration between analysts, grants managers, and program managers tasked with improving equity-related data analytics. DBM's learning agenda includes lowering the data literacy barrier so that more state employees have the skills and easy-to-use tools to perform equity analysis.

The following are more details about the three examples:

Defining Economically Disadvantaged Areas Example #1

The Code of Maryland Regulations (COMAR) 10.62.01.01(B)(13) defines Economically Disadvantaged Areas as having:

- A median income that is 80 percent or less of the average median household income in the state;
- An unemployment rate that is at least 150 percent of the unemployment rate in the state;
- A health uninsured rate that is at least 150 percent of the health uninsured rate in the state;
- A food stamp or Supplemental Nutrition Assistance Plan (SNAP) rate that is at least 150 percent of the food stamp or SNAP Rate in the state; and
- A poverty rate that is at least 150 percent of the poverty rate in the state.

The Maryland Medical Cannabis Commission (MMCC) evaluated each metric using the 2012-2016 5-year American Community Survey (ACS) to identify sixty-one (61) zip code tabulation areas (ZCTAs) that qualify as Economically Disadvantaged Areas in Maryland and published them in its [*Guidance for Identifying Economically Disadvantaged Areas*](#) on January 11, 2019.

Defining Underserved and Overburdened Example #2

The [Maryland Climate Solutions Now Act of 2022](#) defined Underserved Community and Overburdened Community. The Maryland Department of the Environment created the [Environmental Justice Screening Tool](#) in June 2022 to align with the legislation.

The state's Justice40-related compliance is found within the legislation.

The Environmental Justice Screening Tool uses the 5-year American Community Survey (ACS) data published by the U.S. Census Bureau.

Climate Solutions Now Act definitions:

Underserved Community

An underserved community means any census tract in which, according to the most recent U.S. Census Bureau Survey (5-year American Community Survey):

- At least 25% of the residents qualify as low income;
- At least 50% of residents identify as nonwhite; OR
- At least 15% of the residents have limited English proficiency

Overburdened

Means any census tract for which three (3) or more of the following environmental health indicators are above the 75th percentile statewide:

Particulate matter (PM) 2.5, Ozone, National Air Toxics Assessment (NATA) Diesel PM, NATA Cancer Risk, NATA Respiratory Hazard Index, Traffic Proximity, Lead Paint Indicator, National Priorities List Superfund Site Proximity, Risk Management Plan Facility Proximity, Hazardous Waste Proximity, Wastewater Discharge Indicator, Proximity to a Concentrated Animal Feeding Operation (CAFO), Percent of the Population Lacking Broadband Coverage, Asthma Emergency Room Discharges, Myocardial Infarction Discharges, Low-Birth Weight Infants, Proximity to Emitting Power Plants, Proximity to a Toxic Research Inventory Facility, Proximity to a Brownfields Site, Proximity to Mining Operations, Proximity to a Hazardous Waste Landfill

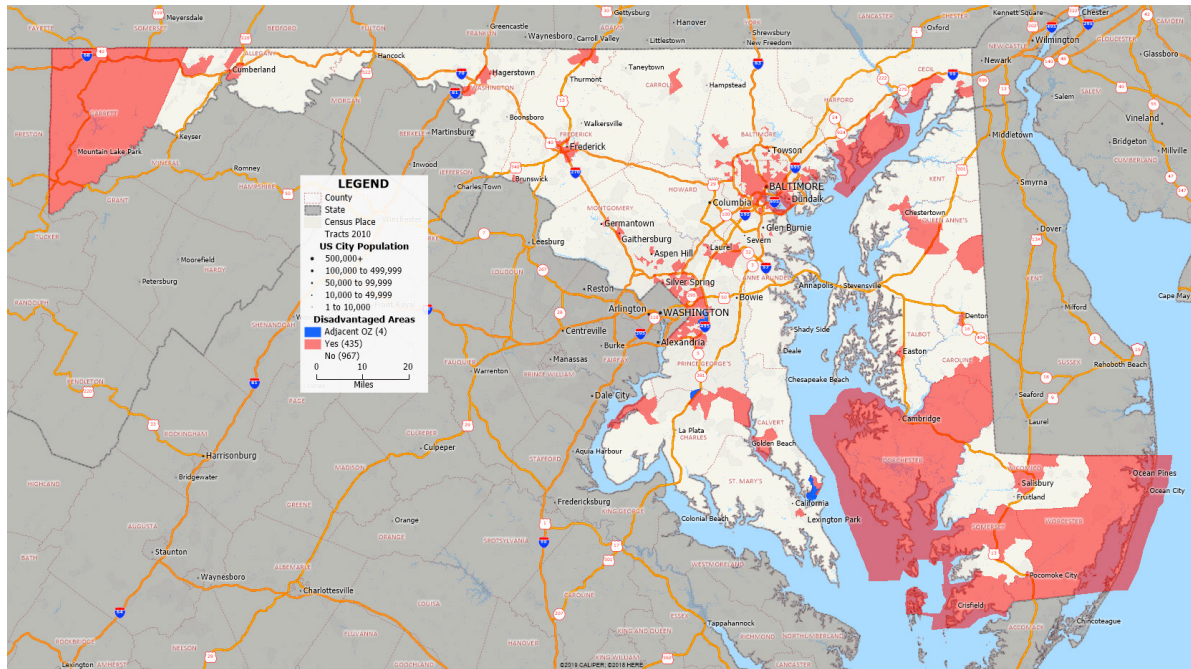
Defining Disadvantaged Geographic Areas Example #3 - Includes multiple sources

For reducing negative economic impacts, the Maryland Department of Commerce uses data from official federal sources to establish an overall map of Disadvantaged Geographic Areas. The Department of Housing and Community Development also utilizes one or more of these sources, depending on the program. The Department of Commerce use them together to create a final map with:

- Low Income Housing Tax Credit (LIHTC) Qualified Census Tracts
- Community Development Financial Institutions (CDFI): Severely Distressed Areas
- Qualified Low Income Community Investment (QLICI): Severely Distressed Areas
- HUB Zones
- Qualified Opportunity Zones

State of Maryland

Final Map of Economically Disadvantaged Areas



The final map shows all of Maryland’s census tracts (using the 2010 definition) that are disadvantaged. Out of 1,394 land census tracts (an additional 12 tracts represent water areas), 433 are marked as economically-disadvantaged by one or more Federal programs. An additional four are marked as “adjacent” opportunity zones, which means that they are not actually in distress but are adjacent to tracts that are. Commerce may choose to exclude adjacent opportunity zones as they themselves are not economically disadvantaged.

State of Maryland

The tract breakdown by jurisdiction is as follows:

Row Labels	Adjacent OZ	Disadvantaged	Not Disadvantaged	Total	Percent Disadvantaged
001 Allegany		9	14	23	39%
003 Anne Arundel		6	98	104	5%
005 Baltimore		44	170	214	20%
009 Calvert	1	2	15	18	16%
011 Caroline		3	6	9	33%
013 Carroll		1	37	38	2%
015 Cecil		3	16	19	15%
017 Charles	1	6	23	30	23%
019 Dorchester		9		9	100%
021 Frederick		12	49	61	19%
023 Garrett		7		7	100%
025 Harford		8	49	57	14%
027 Howard		1	54	55	2%
029 Kent		1	4	5	20%
031 Montgomery		34	181	215	16%
033 Prince George's	2	93	123	218	47%
035 Queen Anne's		1	10	11	9%
037 St. Mary's		1	16	17	6%
039 Somerset		6	1	7	86%
041 Talbot		2	8	10	20%
043 Washington		10	22	32	31%
045 Wicomico		10	9	19	53%
047 Worcester		16		16	100%
510 Baltimore City		148	52	200	74%
State Total	4	433	957	1394	31%

To test this map with real-world data, recipients of the COVID-19 Emergency Grant Program were mapped. Of the 14,286 recipients who were mailed a grant relief check prior to February 12, 2021 under this program, 25.4 percent were located within an economically disadvantaged geographic area according to these definitions. Of the total \$141 million that was disbursed prior to February 12, 25.4 percent was sent to companies located in economically disadvantaged geographic areas. However, as the table below shows, there was a great deal of variation between each county. All recipients in two counties (Dorchester and Garrett) were counted as being disadvantaged due to the classification of each county as a rural HUB Zone. Conversely, no grant recipients were counted as being economically disadvantaged in Howard County, as there are almost no economically disadvantaged areas located within its borders.

State of Maryland

Heading Key: ND is for Not Disadvantaged; AOZ stands for Adjacent Opportunity Zone meaning it is next to an area designated as an Opportunity Zone; D is for Disadvantaged; and %D is for the percentage of grants and expenditures to disadvantaged geographies.

County	ND Grants	ND Expenditure	AOZ Grants	AOZ Expenditure	D Grants	D Expenditure	%D Grants	%D Expenditure
Allegany	74	\$711,344			78	\$751,399	51.3%	51.4%
Anne Arundel	1,632	\$16,143,753			27	\$269,999	1.6%	1.6%
Baltimore	1,865	\$18,415,796			374	\$3,698,915	16.7%	16.7%
Calvert	160	\$1,574,414	8	\$80,000	4	\$40,000	7.0%	7.1%
Caroline	21	\$204,000			8	\$80,000	27.6%	28.2%
Carroll	417	\$4,105,153			35	\$349,599	7.7%	7.8%
Cecil	79	\$788,998			40	\$398,000	33.6%	33.5%
Charles	165	\$1,608,961	14	\$140,000	93	\$923,957	39.3%	39.8%
Dorchester					51	\$503,100	100.0%	100.0%
Frederick	518	\$5,093,733			232	\$2,291,827	30.9%	31.0%
Garrett					93	\$917,254	100.0%	100.0%
Harford	523	\$5,125,815			77	\$757,975	12.8%	12.9%
Howard	1,017	\$10,044,607					0.0%	0.0%
Kent	21	\$198,000			44	\$439,074	67.7%	68.9%
Montgomery	2,138	\$21,187,304			508	\$5,024,306	19.2%	19.2%
Prince George's	821	\$8,066,934	27	\$264,000	422	\$4,169,016	35.4%	35.5%
Queen Anne's	133	\$1,309,538			11	\$97,500	7.6%	6.9%
Saint Mary's	161	\$1,605,102			10	\$100,000	5.8%	5.9%
Somerset	2	\$20,000			24	\$240,000	92.3%	92.3%
Talbot	94	\$920,748			73	\$720,150	43.7%	43.9%
Washington	179	\$1,763,984			105	\$1,020,356	37.0%	36.6%
Wicomico	73	\$719,702			133	\$1,324,122	64.6%	64.8%
Worcester	1	\$10,000			281	\$2,784,775	99.6%	99.6%
Baltimore City	563	\$5,548,867			853	\$8,403,168	60.2%	60.2%
Z. Out-of-State	4	\$40,000					0.0%	0.0%
Statewide	10,661	\$105,206,763	49	\$484,000	3,576	\$35,304,497	25.4%	25.4%

The following Federally designated or approved areas are used to determine geographic areas containing disadvantaged businesses.

LIHTC Qualified Census Tracts

Low Income Housing Tax Credit (LIHTC) Qualified Census Tracts, as defined under the section 42(d)(5)(C) of the Internal Revenue Code of 1986, include any census tract (or equivalent geographic area defined by the Bureau of the Census) in which at least 50 percent of households have an income less than 60 percent of the Area Median Gross Income (AMGI), or which has a poverty rate of at least 25 percent.

CDFI Severely Distressed Areas

The U.S. Department of the Treasury's Community Development Financial Institutions Fund (CDFI Fund) was created for the purpose of promoting economic revitalization and community

development through investment in and assistance to Community Development Financial Institutions (CDFIs). The CDFI Fund was established by the Riegle Community Development and Regulatory Improvement Act of 1994, as a bipartisan initiative. The CDFI Fund achieves its purpose by promoting access to capital and local economic growth in the following ways:

- through its Community Development Financial Institutions Program by directly investing in, supporting and training CDFIs that provide loans, investments, financial services and technical assistance to underserved populations and communities;
- through its New Markets Tax Credit Program by providing an allocation of tax credits to Community Development Entities which enable them to attract investment from the private-sector and reinvest these amounts in low-income communities;
- through its Bank Enterprise Award Program by providing an incentive to banks to invest in their communities and in other CDFIs;
- through its Native Initiatives, by taking action to provide financial assistance, technical assistance, and training to Native CDFIs and other Native entities proposing to become or create Native CDFIs;
- through its CDFI Bond Guarantee Program by issuing bonds to support CDFIs that make investments for eligible community or economic development purposes; and
- through its Capital Magnet Fund, which offers competitively awarded grants to finance affordable housing solutions for low-income people and low-income communities nationwide.

Severely Distressed Areas are (1) characterized by at least one of items 1-5 on the list below for each QLICI, or (2) characterized by at least two of items 6-16 on the list below for each QLICI:⁵⁵

1. Census tracts with poverty rates greater than 30 percent
2. Census tracts that (a) if located within a non-Metropolitan Area, have a median family income that does not exceed 60 percent of statewide median family income; or (b) if located within a Metropolitan Area, have a median family income that does not exceed 60 percent of the greater of statewide median family income or the Metropolitan Area median family income
3. Census tracts with unemployment rates at least 1.5 times the national average (8.3% for 2011-2015 ACS Survey, 7.9% for 2006-2010 ACS Survey).
4. Census tracts that are located in counties not contained within a Metropolitan Statistical Area (MSA) (i.e. non-metropolitan counties), as defined pursuant to 44 U.S.C. 3504(e) and 31 U.S.C. 104(d) and Executive order 10253 (3 C.F.R. Part 1949-1953 Comp., p.758), as amended, with respect to the 2010 Census and as made available by the CDFI Fund;
5. As permitted by IRS and related CDFI Fund guidance materials, projects serving Targeted Populations to the extent that: (a) such projects are 60% owned by low-income persons (LIPs); or (b) at least 60% of the projects' employees are LIPs; or (c) at least 60%

⁵⁵ <https://www.cohnreznick.com/nmtc-map/qualification-criteria>

State of Maryland

of the projects' gross income is derived from sales, rentals, services, or other transactions to customers who are LIP;

6. Census tracts with one of the following: (a) poverty rates greater than 25%; or (b) if located within a non-Metropolitan Area, median family income that does not exceed 70% of statewide median family income, or, if located within a Metropolitan Area, median family income that does not exceed 70% of the greater of the statewide median family income or the Metropolitan Area median family income; or (c) unemployment rates at least 1.25 times the national average
7. U.S. Small Business Administration (SBA) designated HUB Zones, to the extent that the QLICIs will support businesses that obtain HUB Zone certification from the SBA
8. Brownfield sites as defined under 42 U.S.C. 9601(39)
9. Areas encompassed by a HOPE VI redevelopment plan
10. Federally designated as Indian Reservations, Off-Reservation Trust Lands or Alaskan Native Village Statistical Areas, or Hawaiian Home Lands
11. Areas designated as distressed by the Appalachian Regional Commission or Delta Regional Authority
12. Colonias areas as designated by the U.S. Department of Housing and Urban Development
13. Federally designated medically underserved areas, to the extent that QLICI activities will support health related services
14. Federally designated Promise Zones, Impacted Coal Counties, base realignment and closure areas, state enterprise zone programs, or other similar state/local programs targeted towards particularly economically distressed communities
15. Counties for which the Federal Emergency Management Agency (FEMA) has (a) issued a "major disaster declaration" and (b) made a determination that such County is eligible for both "individual and public assistance;" provided that the initial project investment was made within 36 months of the disaster declaration
16. A Census tract identified as a Food Desert, which must either: 1) be a census tract determined to be a Food Desert by the U.S. Department of Agriculture (USDA), as identified in USDA's Food Desert Locator Tool; or 2) a census tract that qualifies as a Low-Income Community and has been identified as having low access to a supermarket or grocery store through a methodology that has been adopted for use by another governmental agency, to the extent QLICI activities will increase access to healthy food.

HUBZones

The Historically Underutilized Business Zones (HUBZone) program helps small businesses in urban and rural communities gain preferential access to federal procurement opportunities. These preferences go to small businesses that obtain HUBZone certification in part by employing staff who live in a HUBZone. The company must also maintain a "principal office" in one of these specially designated areas. The HUBZone program fuels small business growth in historically underutilized business zones with a goal of awarding at least three percent of federal contract dollars to HUBZone-certified companies each year. A HUBZone may be one of the following:

- A qualified Census Tract (QCT)
- A qualified Non Metropolitan County (QNMC)
- A qualified Indian Reservation (QIR)
- A Qualified Base Closure Area (QBA)
- A Redesignated Area
- Qualified Disaster Area

The SBA uses information obtained from the Department of Housing and Urban Development (HUD), the Bureau of the Census, the Bureau of Labor Statistics (BLS), the Department of Interior, Bureau of Indian Affairs and the Department of Defense. The HUBZone areas are designated by statute and draw upon determinations and information obtained by other agencies. The SBA does not have discretion when it comes to designating HUBZones.

Qualified Opportunity Zones

A Qualified Opportunity Zone (QOZ) is an economically distressed community where new investments, under certain conditions, may be eligible for preferential tax treatment. Localities qualify as QOZs if they have been nominated for that designation by a state, the District of Columbia, or a U.S. territory and that nomination has been certified by the Secretary of the U.S. Treasury via his delegation of authority to the Internal Revenue Service (IRS).

[END]

[THIS PAGE INTENTIONALLY LEFT BLANK]