

EFFECT OF THE 2024 LEGISLATIVE PROGRAM ON THE FINANCIAL CONDITION OF THE STATE



DEPARTMENT OF LEGISLATIVE SERVICES 2024

**Effect of the 2024 Legislative Program
on the
Financial Condition of the State**

**Department of Legislative Services
Office of Policy Analysis
Annapolis, Maryland**

June 2024


For further information concerning this document contact:

Library and Information Services
Office of Policy Analysis
Department of Legislative Services
90 State Circle
Annapolis, Maryland 21401

Baltimore Area: 410-946-5400 • Washington Area: 301-970-5400
Other Areas: 1-800-492-7122, Extension 5400
TTY: 410-946-5401 • 301-970-5401
TTY users may also use the Maryland Relay Service
to contact the General Assembly.

Email: libr@mlis.state.md.us
Home Page: <http://dls.maryland.gov>

The Department of Legislative Services does not discriminate on the basis of age, ancestry, color, disability, gender identity, genetic information, marital status, national origin, pregnancy, race, religion, sex, or sexual orientation in the admission or access to its programs, services, or activities. The Department's Information Officer has been designated to coordinate compliance with the nondiscrimination requirements contained in Section 35.107 of the Department of Justice Regulations. Requests for assistance should be directed to the Information Officer at the telephone numbers shown above.



DEPARTMENT OF LEGISLATIVE SERVICES
OFFICE OF POLICY ANALYSIS
MARYLAND GENERAL ASSEMBLY

Victoria L. Gruber
Executive Director

Ryan Bishop
Director

June 2024

The Honorable Bill Ferguson, President of the Senate
The Honorable Adrienne A. Jones, Speaker of the House of Delegates
Members of the Maryland General Assembly

Dear President Ferguson, Speaker Jones, and Members:

State law requires the Department of Legislative Services to annually prepare a report that summarizes the effect of the preceding legislative program on State and local governments. In accordance with this requirement, we are pleased to submit the following report, *Effect of the 2024 Legislative Program on the Financial Condition of the State*.

This document is divided into five chapters.

Chapter 1 highlights the major components of the fiscal 2025 operating budget (**Senate Bill 360/Chapter 716**).

Chapter 2 summarizes the fiscal 2025 capital budget program, including the 2024 capital budget bill (**Senate Bill 361/Chapter 720**).

Chapter 3 identifies enacted legislation from the 2024 session other than **Senate Bill 360** and **Senate Bill 361** that affects State revenues or expenditures. The revenue and expenditure effects of the legislation are summarized, as are the number of regular and contractual positions required to implement the legislation.

Chapter 4 identifies enacted legislation from the 2024 session that affects local governments. This chapter also identifies State mandates on units of local government and provides an overview of State aid to local governments.

Chapter 5 identifies 2024 session bills vetoed by the Governor for policy reasons and the bills' associated fiscal impact if they had been enacted.

Legislative Services Building • 90 State Circle • Annapolis, Maryland 21401-1991
410-946-5500 • FAX 410-946-5508 • TDD 410-946-5501
301-970-5500 • FAX 301-970-5508 • TDD 301-970-5401
Other areas in Maryland 1-800-492-7122

This report is prepared by the staff of the Office of Policy Analysis. The work was coordinated by Amber Gundlach and reviewed by David Romans. In addition, Arnold Adja, Elizabeth Allison, Anne Braun, Davin Brownell, Hiram Burch, Jennifer Chasse, Carrie Cook, Scott Gates, Ria Hartlein, Emily Haskel, Laura Hyde, Matthew Klein, Steve McCulloch, Michael Sousane, Theresa Tuszynski, and Tonya Zimmerman each contributed to the content or editing of the report.

We trust this report will be a useful source of information for you. If you have any questions concerning its contents, please do not hesitate to contact us.

Sincerely,



Victoria L. Gruber
Executive Director



Ryan Bishop
Director

VLG:RB/msh

Contents

Transmittal Letter.....	iii
Abbreviations.....	vii
Fiscal Effects of the 2024 Legislative Program.....	1
Chapter 1. Operating Budget.....	3
Overview.....	5
Budget in Brief.....	6
Framing the Session: 2023 Interim Activity.....	8
Governor’s Spending Plan as Introduced.....	10
Legislative Consideration of the Budget.....	11
Selected Budget Initiatives and Enhancements.....	32
By the Numbers.....	38
Chapter 2. State Capital Program.....	51
Fiscal 2025 Capital Budget.....	53
Chapter 3. Impact of Legislation on State Revenues and Expenditures.....	79
Legislation Affecting State Revenues.....	81
Totals by Fund Type/Summary of Quantifiable Revenue Effects.....	104
Legislation Affecting State Expenditures.....	105
Quantifiable Expenditures by Agency.....	157
Totals by Fund Type/Summary of Quantifiable Expenditure Effects.....	163
Quantifiable Regular Positions Needed by Agency.....	164
Quantifiable Contractual Positions Needed by Agency.....	168
Chapter 4. Local Government.....	171
State Aid to Local Governments.....	173
Summary of State Mandates.....	187
Legislation Affecting Local Government Revenues.....	188
Legislation Affecting All/Multiple Local Jurisdictions.....	188
Legislation Affecting Local Governments by Subdivision.....	200
Allegany County.....	200
Anne Arundel County.....	200
Baltimore City.....	200
Baltimore County.....	201
Caroline County.....	201
Carroll County.....	201
Charles County.....	202
Frederick County.....	202
Garrett County.....	203
Harford County.....	203

Howard County	203
Montgomery County	204
Prince George’s County	204
St. Mary’s County	205
Washington County	205
Wicomico County.....	205
Legislation Affecting Local Government Expenditures	207
Legislation Affecting All/Multiple Local Jurisdictions	207
Legislation Affecting Local Governments by Subdivision.....	219
Anne Arundel Country	219
Baltimore City	219
Baltimore County	219
Calvert County.....	220
Carroll County	220
Charles County	220
Frederick County	221
Garrett County	221
Howard County	221
Montgomery County	221
Prince George’s County	222
Somerset County	223
Washington County	223
Chapter 5. Vetoed Legislation	225
Vetoed Legislation	227

Abbreviations

BOND	–	Bond
Ch.	–	Chapter
FF	–	Federal Fund
FY	–	Fiscal Year
GF	–	General Fund
GO	–	general obligation
HB	–	House Bill
HE	–	Higher Education
MAIF	–	Maryland Automobile Insurance Fund
MEDCO	–	Maryland Economic Development Corporation
MIEMSS	–	Maryland Institute for Emergency Medical Services Systems
NB	–	Nonbudgeted
PAYGO	–	pay-as-you-go
RF	–	Reimbursable Fund
SB	–	Senate Bill
SF	–	Special Fund
TEDCO	–	Maryland Technology Development Corporation
()	–	Indicates decrease

Fiscal Effects of the 2024 Legislative Program

The fiscal 2025 budget (operating budget bill), **Senate Bill 360 (Ch. 716)**, provides approximately \$63.1 billion in appropriations for fiscal 2025 – a decrease of \$1.1 billion (1.8%) compared to fiscal 2024. The appropriations consist of 41% in general fund spending, 30% in federal fund spending, 20% in special fund spending, and 9% in higher education fund spending. Federal funds continue to account for a large percentage of the budget despite a \$585 million reduction in appropriated funds, while increased use of funds from the Blueprint for Maryland’s Future Fund to support K-12 education enhancements and higher transportation spending contribute to a nearly 1 percentage point increase in the proportion of the budget supported by special funds. State agency operations constitute the largest area of spending, accounting for 45% of the total budget followed by entitlements (27%) and local aid (19%).

The Maryland Consolidated Capital Bond Loan (MCCBL) of 2024 (capital budget bill), **Senate Bill 361 (Ch. 720)** authorizes \$1.845 billion in general obligation (GO) bonds for capital spending. The overall capital budget program passed by the General Assembly for fiscal 2025 totals \$6.189 billion, consisting of the \$1.845 billion in GO bonds authorized under the MCCBL of 2024, \$2.819 billion for the transportation program, \$1.069 billion in pay-as-you-go (PAYGO) funding, \$425.4 million in Built to Learn revenue bonds, and \$30.0 million in academic revenue bonds for the University System of Maryland authorized by **Senate Bill 1120 (Ch. 721)**.

Consistent with recommendations of the Spending Affordability Committee, the fiscal 2025 budget provides an estimated structural shortfall of \$485 million and a \$118 million cash balance. An estimated balance of \$2.3 billion is projected for the Revenue Stabilization Account (Rainy Day Fund). However, the Governor is authorized to transfer up to \$474 million from the Rainy Day Fund balance, including up to \$275 million for the purpose of implementing **Senate Bill 1188/House Bill 1526 (Chs. 2 and 3)**, the Maryland Protecting Opportunities and Regional Trade (PORT) Act, and up to \$199 million to address budget shortfalls for Medicaid and foster care.

While the overall fiscal effect of enacted legislation other than the fiscal 2025 operating and capital budget bills cannot be fully quantified due to certain fiscal impacts that could not be reliably estimated, the impacts of 2024 legislation that have been quantified in fiscal and policy notes total to a net increase in general fund revenues of \$268.0 million and a net increase in general fund expenditures of \$97.7 million in fiscal 2025, for an overall positive general fund impact of \$170.3 million. Special fund revenues decrease by a net amount of \$454.0 million, and special fund expenditures increase by a net amount of \$195.3 million in fiscal 2025. Federal fund revenues increase by a net of \$1.6 million, and federal fund expenditures decrease by a net of \$0.7 million in fiscal 2025. In addition, fiscal and policy notes in which personnel impacts were able to be quantified include an overall net increase of 206.75 regular and contractual positions in fiscal 2025.

**Total of Quantified General Fund Impacts of 2024 Legislation
(Exclusive of the Operating and Capital Budget Bills)**

	<u>FY 2025</u>	<u>FY 2026</u>	<u>FY 2027</u>	<u>FY 2028</u>	<u>FY 2029</u>
General Fund Revenues	\$267,981,982	(\$51,562,429)	(\$55,361,923)	\$20,631,249	\$6,524,990
General Fund Expenditures	97,670,883	73,954,510	(286,417,029)	91,126,227	86,838,697
Net General Fund Impact	170,311,099	(125,516,939)	231,055,106	(70,494,978)	(80,313,707)

Some of the quantified expenditure impacts of enacted 2024 legislation are already reflected in the fiscal 2025 budget. However, of the impacts that have been quantified in fiscal and policy notes, \$56.0 million in general fund expenditure increases are not accounted for in the fiscal 2025 budget and may result in deficiency appropriations for the affected agencies in the next budget bill or the need for agencies to absorb the added costs into their existing budgets. In the case of special and federal fund expenditure increases that are not reflected in the enacted budget, State agencies may add special and federal funds through the budget amendment process, and, in certain cases, the expenditure impacts are offset by corresponding revenue increases.

**Fiscal 2025 Quantified Expenditure Increases Resulting from 2024 Legislation
Not Included in the Budget**

<u>General Funds</u>	<u>Special Funds</u>	<u>Federal Funds</u>
\$55,966,278	\$246,257,878	\$2,157,802

Although not contributing to the totals shown above, each enacted bill with an unquantified impact is listed in Chapter 3 with an indication of whether it is expected to have a positive or negative impact on the budget. All estimates of the impacts of 2024 legislation (aside from the operating and capital budget bills) are based on the assumptions stated in the fiscal and policy notes for the bills.

Chapter 4 includes a discussion of State aid to local governments and briefly describes the impacts on local governments of legislation enacted in 2024 other than the operating and capital budget bills. As shown in Chapter 4, State aid to local governments will total \$10.8 billion in fiscal 2025, which represents a \$508.3 million (4.9%) increase over fiscal 2024. Consistent with prior years, local school systems receive the largest portion of State aid.

Finally, Chapter 5 provides a brief description of the fiscal impact for the two 2024 session bills that were vetoed by the Governor for policy reasons.

Chapter 1. Operating Budget

- Overview
- Budget in Brief
- Framing the Session: 2023 Interim Activity
- Governor's Spending Plan as Introduced
- Legislative Consideration of the Budget
- Selected Budget Initiatives and Enhancements
- By the Numbers

Overview

Projected general fund cash and structural budget shortfalls led to a more challenging fiscal situation in the 2024 session compared to recent years. The challenges resulted from downward revisions in general fund revenues in September and December 2023, higher than expected spending for child care scholarships, and long-term spending challenges associated with ongoing K-12 education enhancements. During the 2024 session, the March 2024 revenue estimate further reduced general fund revenue expectations. The Transportation Trust Fund (TTF) faced similar challenges at the 2024 session with a significant mismatch between available revenues and desired spending on capital priorities.

Governor Wes Moore introduced a fiscal 2025 budget that reduced general fund spending by \$1.6 billion (5.8%), including \$674.7 million of reductions that were contingent on legislation. The substantial reduction in general fund spending was due in large part to one-time transfers to the Blueprint for Maryland's Future Fund (\$900 million) and transportation (\$100 million) and higher than typical pay-as-you-go (PAYGO) capital funding. As introduced, the budget anticipated a Revenue Stabilization Account (Rainy Day Fund) balance equal to 9.4% of general fund revenues, despite a contingent reduction that eliminated the appropriation to the fund (\$495.5 million). As part of the fiscal 2025 budget plan, the Governor proposed approximately \$33 million in general fund spending contingent on legislation, the largest components of which were \$15 million to support a new grant program related to addressing child poverty through place-based strategies and \$10 million for a new Center for Firearm Violence Prevention and Intervention in the Maryland Department of Health (MDH).

The General Assembly added \$260 million in funding to support legislative priorities, including \$89 million of PAYGO in the Department of Housing and Community Development (DHCD) shifted from general obligation (GO) bonds to free up space for capital priorities and \$21 million to fully fund debt service. Legislative action on the budget also restored nearly \$10 million of aid for community colleges, \$5.75 million for resiliency activities, \$5 million for pediatric cancer research, and \$1 million for warrant apprehension activities. The General Assembly also authorized the use of a combined \$199 million in fiscal 2024 and 2025 from the Rainy Day Fund to address shortfalls in entitlement programs and \$275 million to assist individuals and businesses impacted by the reduced operations of the Port of Baltimore. Through final action on **Senate Bill 362 (Ch. 717)**, the Budget Reconciliation and Financing Act (BRFA) of 2024, the legislature increased by approximately \$105 million annual funding for the State's trauma system, raised revenue to address transportation needs (\$224.8 million), and provided additional revenue to the Blueprint for Maryland's Future Fund, which along with spending reductions in the budget bill, erased the projected fiscal 2027 shortfall in the fund. Final legislative action on the budget leaves an estimated general fund cash balance of \$117.6 million at the end of fiscal 2025, in addition to \$2.3 billion in the Rainy Day Fund. The legislature once again met all the recommendations of the Spending Affordability Committee (SAC).

Budget in Brief

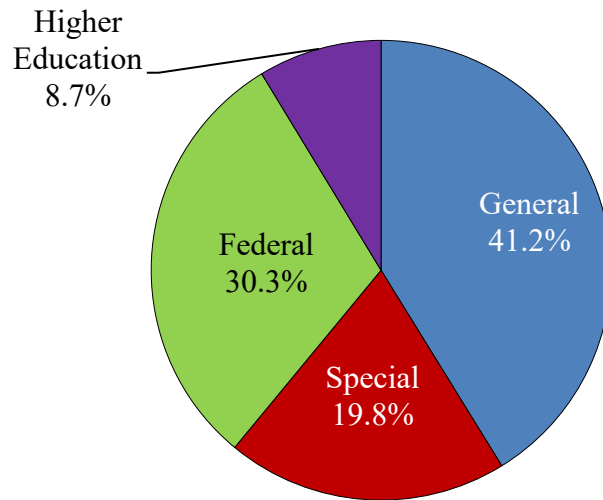
Senate Bill 360 (Ch. 716) provides approximately \$63.1 billion in appropriations for fiscal 2025 – a decrease of \$1.1 billion (1.8%) compared to fiscal 2024. **Exhibit 1.1** illustrates fiscal 2025 spending by fund source and purpose. General funds constitute the largest portion of the State budget, accounting for 41.2%, or \$26 billion, of the total fiscal 2025 legislative appropriation. Federal funds continue to account for approximately 30% of all spending despite a decrease of \$585 million in appropriated funds. Increased use of funds from the Blueprint for Maryland’s Future Fund to support K-12 education enhancements and higher transportation spending contribute significantly to a nearly 1 percentage point increase in the proportion of the budget supported by special funds (19.8%). Higher education revenues provide the remaining 8.7% of the budget. State agency operations constitute the largest area of spending, accounting for 44.6% of the total budget, followed by entitlements (27%) and aid to local governments (19.1%). Remaining appropriations fund PAYGO capital spending, debt service on State GO bonds, and appropriations to the Reserve Fund. The share of spending on the Reserve Fund is substantially lower than in fiscal 2024, due to a reduced use of the Dedicated Purpose Account (DPA) and no appropriation to the Rainy Day Fund.

General fund appropriations decrease by \$1.46 billion, or 5.3%, when compared to the fiscal 2024 adjusted working appropriation. The net reduction is driven by comparatively less cash available than in the current fiscal year, thus resulting in approximately \$1.0 billion less in spending for general fund PAYGO to support capital projects that would otherwise be funded through GO bonds and \$1.2 billion less appropriated to the State Reserve Fund accounts primarily due to one-time transfers to the Blueprint for Maryland’s Future Fund and for transportation in fiscal 2024. Despite these significant decreases, general fund support for State agencies grows by \$793 million (7.3%), excluding prior year shortfalls funded through deficiency appropriations. This increase is driven by growth in child care scholarships; behavioral health and developmental disability administration provider reimbursements; operating support for the Washington Metropolitan Area Transit Authority (WMATA); and significant investments in personnel, including substantial increases in the State workforce and continued growth in State employee compensation. Aid to local governments increases by approximately \$119 million, primarily in education and library aid (\$145.6 million) due to retirement-related aid and other changes in statutory education funding. These increases are partially offset by a \$31.6 million decrease in disparity grant formula funding. Funding for entitlements is effectively level funded across years and programs, a decrease of \$10 million, or 0.2%. The largest increase (\$7.6 million) is driven by a legislative addition (\$4.2 million) to support an expansion in eligibility and increased benefit levels for the Supplemental Nutrition Assistance Program (SNAP) Supplemental Benefit for Seniors program in **Senate Bill 35/House Bill 666 (Chs. 374 and 375)**.

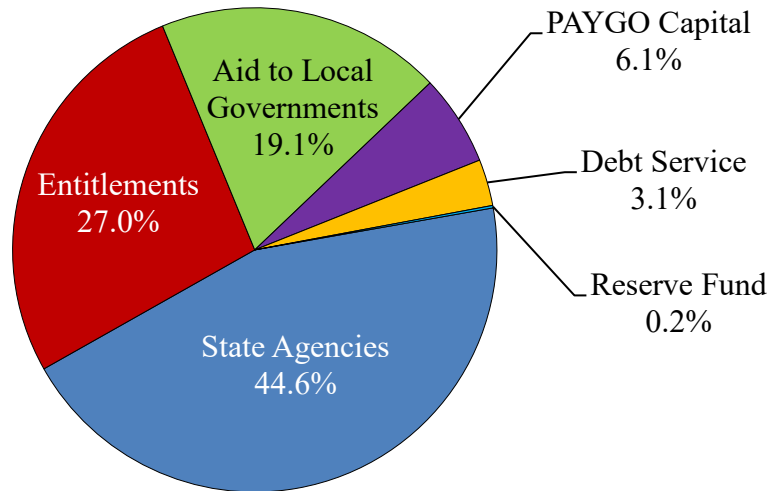
Special fund spending increases by approximately \$530.4 million, or 4.4%, compared to the fiscal 2024 working appropriation. Of this increase, \$384 million is in Aid to Local Governments. The increased use of special funds from the Blueprint for Maryland’s Future Fund to support the statutory formula funding levels for education aid programs accounts for nearly \$300 million of the increase. The remaining share of this increase is in county/municipal aid,

Exhibit 1.1
Maryland's \$63.1 Billion Fiscal 2025 Budget

Where It Comes From: Budget by Fund Source



Where It Goes: Budget by Purpose



PAYGO: pay-as-you-go

Note: Does not account for assumed general fund reversions of \$75 million in the fiscal 2025 budget.

Source: Department of Legislative Services

primarily related to Highway User Revenue Capital Grants (\$61.2 million). Another substantial driver of the increase is funding for transportation, which increases by nearly \$362 million combined between the operating and capital programs. Operating growth for transportation (\$166 million) is driven by backfilling of federal COVID-19/stimulus aid. Debt service increases special fund appropriations by \$114 million. An increase of \$64 million in special funds in Medical Assistance is driven by a one-time reduction in the deficit assessment in fiscal 2024. These increases are partially offset by a decrease of \$465 million in PAYGO capital primarily due to substantial declines in available transfer tax revenues supporting programs in the Department of Natural Resources (DNR) and Maryland Department of Agriculture and Fiscal Responsibility Funds supporting school construction and higher education.

Federal fund spending in the budget decreases by a net \$585 million, or 3.0%, with reductions to federal support of entitlement programs accounting for the vast majority of the decrease. The decrease in entitlements reflects lower benefit levels in SNAP not yet reflected in the fiscal 2024 budget, fiscal 2023 Medicaid and behavioral health bills paid in fiscal 2024, and enrollment declines in Medicaid and behavioral health. Federal support also declines as the State has spent most of the available federal COVID-19/stimulus aid. These declines are partially offset by an increase of \$366 million in PAYGO capital spending. The transportation capital program accounts for \$193 million of this increase. Other capital-related increases include \$78 million in DHCD related to broadband and \$48 million for a new State veterans home.

Excluding State general and special funds, current unrestricted and current restricted funding for State public four-year institutions and Baltimore City Community College (BCCC) increases by \$390 million to \$5.5 billion in fiscal 2025. Sales and services of educational activities and auxiliary revenues driven by projected enrollment growth contribute to the increase. The budget assumes in-state tuition rates will rise by 2%.

With respect to State personnel, the size of the regular workforce increases to 85,892 in fiscal 2025, 3,297 more positions than approved by the General Assembly at the 2023 legislative session. The budget provides most State employees a 3% cost-of-living adjustment (COLA) effective July 1, 2024, and increments. Law enforcement union members are provided with a 5% COLA effective July 1, 2024, and increments. The budget also supports an additional increment for employees continuously employed since June 30, 2019, and an increase in the shift differential for certain employees.

Framing the Session: 2023 Interim Activity

Fiscal 2023 closed with a balance that was \$192 million higher than was anticipated at the end of the 2023 session, as shown in **Exhibit 1.2**. The higher closing balance was primarily the result of reversions exceeding estimates by approximately \$211 million. General fund revenues closed slightly below estimates (\$39 million) primarily due to weaker than expected nonwithholding personal income tax revenues which largely offset strong performance from wage withholding, the corporate income tax, and interest earnings. Absent the State's revenue volatility policy in that year, which set aside a portion of the nonwithholding income tax revenue estimate

exceeding the historical share of revenues from this tax, revenues would have been \$100 million lower.

Exhibit 1.2
Fiscal 2023 Closeout
(\$ in Millions)

	<u>2023</u>
Estimated Closing Balance – July 2023	\$2,392
Revenue and Transfers	
Adjustment to Revenues	-\$39
Transfers	20
Spending	
Reversions Above Estimate	211
Estimated Closing Balance – December 2023	\$2,584

Source: Comptroller of Maryland

SAC Recommendations

As described below, SAC’s December 2023 report to the Governor made recommendations concerning the fiscal 2025 spending limit, use of fund balances, State employment, and the TTF.

Spending Limit and Sustainability

During the 2023 interim, significant cash and structural shortfalls were projected for fiscal 2025, with a projected cash shortfall of over \$1 billion. These shortfalls were projected to grow through fiscal 2029. As a result, the committee recommended that the fiscal 2025 budget reduce the structural shortfall by at least 33%, leaving a structural gap of no more than \$508 million. In addition, the committee recommended considering revenue options to ensure that resources are available to appropriately fund the State’s priorities, minimizing the enactment of new mandates that are not paid for with new revenue sources, and analyzing strategies to increase the efficiency of State operating and capital investments without reducing services.

Fund Balances and Use of Surplus

Recognizing that a Rainy Day Fund balance of 10% could mitigate the need for deep spending reductions during the next recession, the committee noted that the State should exercise caution in drawing on the fund in fiscal 2025 given the escalating challenges in coming years. The committee recommended considering opportunities to shift planned PAYGO spending, better

align ongoing spending with ongoing revenues, and achieve one-time savings. The committees specifically recommended maintaining a Rainy Day Fund balance of at least 8.5% of general fund spending and maintaining a minimum ending fiscal 2025 fund balance of at least \$100 million.

Personnel

The committee recommended pursuing efforts to increase the pace of hiring in order to fully restaff State government. In addition, the committee recommended that agencies prioritize filling currently vacant positions and focus on the conversion of contractual positions before creating new positions. SAC also recommended that the State place particular emphasis on modernizing the hiring process, expanding the labor pool through increased focus on skills, and a statewide analysis of opportunities to create apprenticeship pathways to grow the State's workforce.

Transportation

SAC is required to include a recommended fund balance for the TTF and a recommended minimum expenditure level for system preservation by the Maryland Department of Transportation (MDOT). With MDOT having identified a 10-year shortfall of nearly \$4 billion between programmed spending for state of good repair and needed spending, SAC recommended a target fiscal 2025 closing balance of at least \$325 million and that system preservation funding total at least \$1.1 billion. In addition, the committee recommended MDOT develop a plan for system preservation spending beyond fiscal 2025 that reduces the state of good repair funding gap by half by the end of fiscal 2040.

Governor's Spending Plan as Introduced

As introduced, the Governor's budget plan for the current fiscal year assumed \$64.2 billion in total spending, including \$27.4 billion in general funds, which left an estimated closing general fund balance of \$538 million in fiscal 2024. This spending included a net \$1.2 billion in deficiency appropriations, including \$755 million in federal funds – the largest components of which were in entitlement programs including funds to support fiscal 2023 bills to be paid in fiscal 2024. General fund deficiencies added a net \$362.2 million to the working appropriation, including funding for current and prior year shortfalls in the child care scholarship program, prior year shortfalls for entitlements and other programs, and relocation from State Center net of withdrawn appropriations and fund swaps.

The fiscal 2025 budget plan proposed \$63.2 billion in total spending, reflecting a nearly \$1.0 billion (1.6%) decrease from the fiscal 2024 spending plan. General fund spending declined by more than \$1.6 billion, or 5.8%, largely due to one-time transfers to the Blueprint for Maryland's Future Fund (\$900 million) and for transportation (\$100 million) and significant capital investments through PAYGO funding provided in fiscal 2024. These reductions were partially offset by increases in education aid, primarily due to teacher retirement costs, and State agencies including funding for State employee salary increases. With the Rainy Day Fund balance

maintained at 9.4% of general fund revenues in fiscal 2025, **Senate Bill 362 (Ch. 717)**, the BRFA of 2024, as introduced, included a provision to eliminate the required fiscal 2025 appropriation. The Governor's budget plan also contingently reduced an additional \$179.2 million of general funds, of which \$162.3 million was contingent on the BRFA and \$17 million was contingent on other legislation. The largest portions of the contingent reduction (\$86.5 million) were related to formula changes to the Sellinger formula for private higher education institutions and the Cade funding formula for community colleges.

The Administration's legislative package resulted in \$33.1 million in increased general fund spending, with the most significant increases related to establishing the Engaging Neighborhoods, Organizations, Unions, Governments, and Households (ENOUGH) grant program and a Center for Firearm Violence Prevention and Intervention. The BRFA, as introduced, included additional general fund revenue of \$105.6 million, across fiscal 2024 and 2025, primarily due to the redirection of certain special fund interest, a reduction in certain lottery agent commissions, and a reduction to the amount reserved under the revenue volatility cap.

The budget, as introduced, met all the SAC spending goals by providing an \$103 million closing general fund balance and the equivalent of 9.4% of general fund revenues in the Rainy Day Fund. The Governor's allowance also reduced the structural shortfall for fiscal 2025 to an estimated \$495 million. **Exhibit 1.3** details the Governor's original general fund spending plan for fiscal 2024 and 2025.

Legislative Consideration of the Budget

The 2024 session and legislative consideration of the fiscal 2025 budget was the second one under which the legislature was able to directly increase appropriations for Executive Branch agencies, under authority provided with the approval of the constitutional amendment in November 2020. It was the first in which the authority included the ability to also add funding to the current budget year. **Exhibit 1.4** summarizes final legislative action on the fiscal 2024 and 2025 budgets, which included submission of two supplemental budgets from the Administration, a revenue write-down, and consideration of budget reconciliation and other legislation. The General Assembly's final actions on the budget leave an estimated closing general fund balance of approximately \$696 million in fiscal 2024 and \$118 million in fiscal 2025.

Following submission of the budget in January 2024, the Governor submitted two supplemental budgets, summarized in **Exhibit 1.5**, which as submitted added a net of just over \$279.9 million across the current and budgeted fiscal years, including a net \$30.8 million in general fund spending.

Exhibit 1.3
Governor's Original Budget Plan – General Funds
Fiscal 2024-2025
(\$ in Millions)

	<u>2024</u>	<u>2025</u>
Opening Balance	\$2,584	\$538
BRE Revenues, Net of Revenue Volatility Adjustment*	\$24,494	\$24,959
Changes to Lottery Agency Commissions, Contingent on the BRFA	3	32
Revenue Due to Redirecting Special Fund Interest, Contingent on the BRFA	2	27
Transfer from the Rainy Day Fund**	479	246
Other Revenues and Transfers, Contingent on the BRFA	194	52
Additional Revenues and Transfers	199	65
<i>Subtotal</i>	\$25,371	\$25,381
Appropriations/Deficiencies	\$27,547	\$26,566
Contingent Reductions	-2.5	-675
Reversions	-127	-75
<i>Subtotal</i>	\$27,417	\$25,817
Adjusted Closing Balance	\$538	\$103

BRE: Board of Revenue Estimates

BRFA: Budget Reconciliation and Financing Act

*Includes a reduction in the revenue volatility adjustment contingent on the BRFA.

**Includes transfers of amounts above 10% and a \$150 million transfer in fiscal 2025 to support the Washington Metropolitan Area Transit Authority.

Source: Governor's Budget Books, Budget Highlights, Fiscal 2025

Exhibit 1.4
Final Legislative Budget Action – General Funds
Fiscal 2024-2025
(\$ in Millions)

	<u>2024</u>	<u>2025</u>
Opening Balance	\$2,584	\$696
BRE Revenues (Adjusted for March 2024 Revision and Supplemental Budget)*	\$24,493	\$24,929
Changes to Lottery Agency Commissions	2	21
Revenue Due to Redirecting Special Fund Interest	2	27
Transfer from the Rainy Day Fund**	479	246
Other Revenues and Transfers	343	99
Revenue Impacts of Other Legislation	0	-17
Additional Revenues and Transfers	199	65
Subtotal	\$25,519	\$25,370
Appropriations/Deficiencies	\$27,547	\$26,566
Supplemental Budgets	14	19
Legislative Additions	31	212
Legislative Reductions	-52	-774
Reversions	-133	-75
Subtotal	\$27,407	\$25,949
Adjusted Closing Balance	\$696	\$118

BRE: Board of Revenue Estimates

*As passed, the Budget Reconciliation and Financing Act of 2024 eliminated the revenue volatility adjustment in fiscal 2024 and 2025, which would otherwise have been \$120 million and \$140 million, respectively.

**Includes transfers of amounts above 10% and a \$150 million transfer in fiscal 2025 to support the Washington Metropolitan Area Transit Authority.

Source: Department of Legislative Services

Exhibit 1.5
Summary of Supplemental Budget Spending by Fund
(\$ in Millions)

<u>Supplemental Budget</u>	<u>General Funds</u>	<u>Special Funds</u>	<u>Federal Funds</u>	<u>Reimb. Funds</u>	<u>Higher Education Funds</u>	<u>Total</u>
No. 1						
Fiscal 2025	\$0.0	\$88.1	\$0.0	\$0.0	\$0.0	\$88.1
No. 2						
Fiscal 2024	11.5	10.7	16.9	0.0	0.0	39.1
Fiscal 2025	19.3	112.7	19.7	0.7	0.3	152.7
Original Spending Impacts	\$30.8	\$211.5	\$36.6	\$0.7	\$0.3	\$279.9
Reductions or Failed Contingencies	-\$0.8	-\$0.3				
Total Spending Impacts	\$30.0	\$211.2	\$36.6	\$0.7	\$0.3	\$279.9
Revenue Impacts/Reversions	\$9.8					
Net Impact on General Fund Balance	-\$20.2					

Note: Includes \$1.0 million of current restricted funds that double counts general fund spending and \$29.3 million of special fund spending that double counts general fund spending (\$2.2 million in fiscal 2024 and \$27.2 million in fiscal 2025).

Source: Department of Legislative Services

Supplemental Budget No. 1 had no impact on general fund spending, with the entirety of the increase (\$88.1 million in special funds) funded from the TTF. The funding included in Supplemental Budget No. 1 primarily represented restorations of funds throughout the department from previous reductions with funds available as a result of the general fund operating support for WMATA included in the budget as introduced. In addition, the supplemental budget added 15 new positions and made various adjustments to language.

Supplemental Budget No. 2 provided \$190.8 million in total spending and 98 new positions. Legislative reductions and failed contingencies generated savings of \$1.1 million. The net impact of Supplemental No. 2 was to reduce the general fund balance by \$20.2 million with additional revenue and reversions partially offsetting new general fund spending of \$30 million.

The Board of Revenue Estimates revised its fiscal 2024 and 2025 general fund revenue estimates downward by a combined \$255.3 million across the two fiscal years in March 2024. Overall, legislative actions, including reductions to Supplemental Budget No. 2 and reductions contingent on legislation, resulted in \$52.0 million in general fund reductions to the fiscal 2024 appropriation and nearly \$1.1 billion in total fund reductions to the fiscal 2025 budget, of which \$774.2 million was general funds.

Legislative Priorities

As shown in **Exhibit 1.6**, the legislature reallocated approximately \$260 million to directly fund legislative priorities across the State in fiscal 2024 and 2025. This included approximately \$89 million in general fund PAYGO spending for DHCD shifted from the capital budget to create additional GO bond capacity for legislative priorities. The legislature also added \$21 million to fully fund debt service. Legislative action repurposed \$10 million of funding initially appropriated to support **Senate Bill 482 (Ch. 408)** (the ENOUGH Act) for specific activities to support the Act, particularly to support local management boards and the creation of a public, centralized database. An additional \$13.1 million in general fund additions is allocated to fund legislation passed during the 2024 session, including \$5 million for rental assistance for the Community Schools Program created in **Senate Bill 370/House Bill 428 (Chs. 210 and 211)**, \$4.2 million for expanded eligibility and increased benefit levels for the SNAP Supplemental Benefit for Seniors program in **Senate Bill 35/House Bill 666 (Chs. 374 and 375)**, and \$1.0 million for the Access to Attorneys, Advocates and Consultants for Special Education program in **Senate Bill 797/House Bill 903 (Chs. 170 and 171)**.

Exhibit 1.6 Legislative Budget Priorities (\$ in Millions)

Fiscal 2024 Additions General Funds

<u>Purpose</u>	<u>Total</u>
PAYGO Capital for Rental Housing Shifted from GO Bonds	\$22.0
Cybersecurity Improvements for State and Local Governments	4.0
Cybersecurity Improvements for Comptroller's Office	4.0
Other Priorities under \$1.0 million	1.0
Total Fiscal 2024 Additions	\$31.0

**Fiscal 2025 Additions
General Funds**

<u>Purpose</u>	<u>Total</u>
PAYGO Capital for Rental Housing (\$43.1 million), Strategic Demolition Fund (\$30 million), and Homeownership (\$16 million) Shifted from GO Bonds	\$89.1
Fully Fund Debt Service	21.0
Rental Assistance for Community School Families Program	5.0
Emergency Rental Assistance	5.0
ENOUGH Act Grants to Local Management Boards	5.0
Infrastructure Development/ENOUGH Act Grants	5.0
Expand Eligibility and Increase Minimum Benefit for Supplemental Benefit for Seniors	4.2
Restore Grants to Locals for Police Accountability to \$8 Million	4.0
Grant to Maryland Legal Services Corporation for Access to Counsel	3.6
Home Detention Monitoring	3.6
Grant to Living Classrooms	3.5
Operating Funds for Baltimore Regional Neighborhood Initiative (Includes \$240,050 for Coppin Heights CDC, \$150,000 for Jubilee Baltimore, and \$50,000 for Mt. Pleasant Development Corporation)	2.0
Maryland Association of Boards of Education for Health Centers in Prince George's County	2.0
Maryland Loan Assistance Repayment Program for Nurses and Nursing Support Staff	2.0
Department of Legislative Services for Staff Retention and to Address Workload Increases	2.0
Increase Funding for Prince George's County Public-private Partnership Fund	2.0
Grant to Department of Labor for Apprenticeship Programs	2.0
Grant to Boys and Girls Clubs of Metropolitan Baltimore	1.5
Grant to University of Baltimore for the Schaefer Center	1.5
Grant to UMB School of Medicine for Rural Health Equity and Access Scholarship Program	1.4
Access to Attorneys, Advocates, and Consultants for Special Education	1.0
Grant to East Baltimore Neighborhood Development Fund	1.0
Operating Funds for NED	1.0
Grant to Dwyer Workforce Development	1.0
Grant to Maryland School for the Blind for Employee Compensation	1.0
Grant for Drone Based Security System At the Port of Baltimore	1.0
Grant to Cal Ripken Sr. Foundation	1.0
Increase Funds for Maryland Supportive Housing Waiver	1.0
Grant to USM School of Dentistry for Operating Costs of an Emergency Dental Clinic	1.0

<u>Purpose</u>	<u>Total</u>
Grant to Arundel Lodge for Urgent Care for Behavioral Health Needs	1.0
Grant to Maryland Humanities Council for SHINE Grants	1.0
Grant to Maryland Coalition Against Sexual Assault for Rape Crisis Centers	1.0
Grant to Maryland Patient Safety Center	1.0
University System of Maryland School of Dentistry for Pediatric Dental Clinic Services	1.0
Maryland Network Against Domestic Violence	1.0
Grant for Capital Region Violence Intervention Program	1.0
Other Priorities Under \$1.0 million	31.1
Total General Fund Additions	\$212.5

Special Funds

<u>Purpose</u>	<u>Total</u>
Enhance Medicare Part D Health Reimbursement Account Allocations for Eligible School Resource Officers	\$3.6
Child Care Professional Development Fund	3.0
Blueprint Coordinators	3.0
Need-based Financial Aid (Fund Swap)	2.0
Funds for AIB Operations, including 1 New Position	2.0
Office of Correctional Ombudsman	1.4
Other Priorities under \$1 million	1.0
Total Special Fund Additions	\$16.5
Total Fiscal 2025 Additions	\$229.0

AIB: Accountability and Implementation Board

CDC: Community Development Corporation

ENOUGH: Engaging Neighborhoods, Organizations, Unions, Governments, and Households

GO: General Obligation

NED: National Capital Strategic Economic Development Program

PAYGO: Pay-as-you go

SHINE: Strengthening the Humanities in Nonprofits for Equity

UMB: University of Maryland, Baltimore Campus

USM: University System of Maryland

Source: Department of Legislative Services

Final Actions Related to SAC

Maintaining Structural Balance

SAC had recommended that the fiscal 2025 general fund budget reduce the structural deficit by at least 33%, leaving a gap of not more than \$508 million. Final revenue and spending actions by the General Assembly resulted in a structural shortfall of \$485 million. **The structural budget goal for fiscal 2025 was met.**

General Fund and State Reserve Fund Balances

Per the recommendation to maintain a fiscal 2025 cash balance of at least \$100 million and a minimum of 8.5% balance in the Rainy Day Fund, legislative action resulted in (1) an estimated general fund closing fund balance of \$118 million and (2) an estimated Rainy Day Fund balance of \$2.3 billion, or 9.4%, of estimated general fund revenues compared to the December 2023 revenue estimate. From the \$2.3 billion balance, the Governor is authorized to transfer up to \$275 million for the purpose of implementing the PORT Act and up to \$199 million to address budget shortfalls for Medicaid and foster care. **Final action on the fiscal 2025 budget met the SAC recommendation to maintain at least a \$100.0 million general fund balance in addition to a balance in the Rainy Day Fund of 8.5% of estimated general fund revenues. However, if the Governor exercises the authority to transfer a total of \$474 million from the Rainy Day Fund, the balance will drop to 7.5% of estimated general fund revenues.**

State Employment

During fiscal 2024, new and converted contractual positions were created by the Board of Public Works (BPW), and the fiscal 2025 budget assumes additional contractual conversions. The State's pace of hiring has increased with vacancy levels around 10% in January 2024 compared to almost 13% at times in calendar 2023. The fiscal 2025 budget provides for salary increases for State employees, which should further bolster the State's hiring efforts. The total number of positions authorized at the 2024 session is 3,297 higher than authorized at the 2023 session. **The personnel goals for fiscal 2025 were met.**

Transportation

The fiscal 2025 budget as enacted includes \$1.36 billion for system preservation and a target closing balance of \$325 million for the TTF compared to the SAC goals of at least \$1.1 billion for system preservation and a \$325 million closing balance. **The transportation goals for fiscal 2025 were met.**

Outlook for Future Budgets

As shown in **Exhibit 1.7**, fiscal 2025 is projected to end with a general fund balance of \$118 million. Ongoing spending exceeds ongoing revenues in fiscal 2025 by \$485 million. The

structural deficit increases to \$1.7 billion in fiscal 2026 and reaches over \$3 billion by fiscal 2028. Between fiscal 2025 and 2029, ongoing spending is projected to grow at an average annual rate of 5.7%, outpacing ongoing revenues, which are estimated to grow at an average annual rate of 3.0%. The structural gap grows substantially beginning in fiscal 2028 as the Blueprint for Maryland's Future costs exceed the available Blueprint revenues and \$1.9 billion of general funds are required to close the gap.

Legislation passed during the 2024 session increases general fund revenues by \$190 million over the period from fiscal 2025 to 2029 and increases ongoing general fund spending for fiscal 2026 through 2029 by \$374 million (including \$86.1 million of mandated spending). Actions in the fiscal 2025 budget and the BRFA of 2024 increase the resources available in the Blueprint for Maryland's Future Fund, thereby decreasing general fund need in fiscal 2027 by \$464 million.

Legislation affecting general fund revenues with a projected five-year impact of \$25 million or more includes:

- **Senate Bill 474 (Ch. 411)** allows generating units or facilities, specifically those that are used to produce electricity and meet specified requirements, to be constructed without obtaining either (1) a Certificate of Public Convenience and Necessity or (2) approval to construct from the Public Service Commission under the Certificate of Public Convenience and Necessity process. In addition, the bill alters the distribution of income tax revenues from corporations that are attributable to certain data centers to direct a portion of the revenue to the Strategic Energy Investment Fund. As a result, general fund revenues decrease by \$2.6 million in fiscal 2026, \$9 million in fiscal 2027, \$10.2 million in fiscal 2028, and \$11.2 million in fiscal 2029, for a total revenue reduction of \$33 million over the four-year period.

Legislation affecting general fund spending with a projected five-year impact of \$25 million or more includes:

- **Senate Bill 376 (Ch. 181)** requires the Governor to include general funds in the annual budget for the MPowering Joint Steering Council to be used exclusively for the University of Maryland Institute for Health Computing. Under the Act, the Governor must allocate \$6.5 million in fiscal 2026, \$8 million in fiscal 2027, \$9.5 million in fiscal 2028, and \$11 million in fiscal 2029, for a total increase of \$35 million in general fund spending.
- **Senate Bill 430 (Ch. 211)** codifies the existing Community Health and Safety Works Grant Program and establishes a related special fund within DHCD. Under the Act, general fund spending increases by \$10 million each year beginning in fiscal 2026 to capitalize the special fund.
- **Senate Bill 482 (Ch. 408)** codifies the Governor's Office for Children (GOC) and specifies the Special Secretary of GOC must establish an Engaging Neighborhoods, Organizations,

Unions, Governments, and Households Grant Program to advance place-based strategies targeting child poverty. Under the Act, general fund expenditures increase by \$20.3 million in fiscal 2025, and by at least \$15.6 million in fiscal 2026 to meet the mandated appropriation and to support operating costs.

- **Senate Bill 453/House Bill 576 (Chs. 703 and 704)** require an Assisted Outpatient Treatment Program be established in each county by July 1, 2026, and set standards for assisted outpatient treatment programs. In any county that does not opt to establish its own program, MDH must establish a program in the county. Under the Acts, general fund spending increases annually between \$11.8 million and \$11.9 million from fiscal 2026 to 2029.
- **House Bill 814 (Ch. 735)** makes numerous changes to the juvenile justice process in Maryland that require additional personnel and operating expenses across the Department of Juvenile Services, the Office of the Public Defender, the Governor’s Office of Crime Prevention and Policy, and the Office of the Attorney General. Under the Act, ongoing general fund spending increases annually between \$10.5 million to \$11.3 million from fiscal 2026 through 2029, totaling \$43.6 million in increased spending.
- **House Bill 1203 (Ch. 449)** establishes the Strategic Infrastructure Revolving Loan Program and Fund in the Maryland Economic Development Corporation (MEDCO) to make loans for targeted investments in real estate and infrastructure projects to support specified economic, community development, inclusion, and equity objectives. Under the Act, general fund spending for MEDCO is projected to increase by \$20 million annually from fiscal 2026 through 2029, for a total of \$80 million in general fund spending growth over the four-year period.
- **House Bill 1334 (Ch. 335)** extends indefinitely the Continuing the CORE Partnership Fund in DHCD and, beginning in fiscal 2026, requires the Governor to include \$50 million for the fund in the annual budget. Under the Act, PAYGO general fund expenditures increase by \$50 million annually from fiscal 2026 through 2029 to meet the mandated appropriation.

Exhibit 1.7
General Fund Budget Outlook
Fiscal 2025-2029
(\$ in Millions)

	Leg. Approp.					Avg. Annual Change 2025-29
	2025	2026	2027	2028	2029	
Revenues						
Opening Fund Balance	\$696	\$118	\$0	\$0	\$0	
Transfers	246	0	0	0	0	
One-time Revenues	5	11	12	13	19	
One-time Revenues – Legislation	98	0	0	0	0	
Subtotal One-time Revenue	\$1,046	\$128	\$12	\$13	\$19	
Ongoing Revenues	\$24,849	\$25,320	\$26,126	\$27,184	\$28,102	
Revenue Adjustments – Legislation	172	-52	-55	20	6	
Subtotal Ongoing Revenue	\$25,021	\$25,268	\$26,071	\$27,205	\$28,109	3.0%
Total Revenues and Fund Balance	\$26,067	\$25,396	\$26,083	\$27,217	\$28,128	1.9%
Ongoing Spending						
Operating Spending	\$25,647	\$27,043	\$28,123	\$30,520	\$31,830	
Ongoing Reductions/Additions	-141	-146	-601	-129	-123	
Ongoing Spending – Legislation	0	99	89	92	93	
Subtotal Ongoing Spending	\$25,506	\$26,997	\$27,612	\$30,483	\$31,800	5.7%
One-time Spending	\$443	\$113	\$231	\$231	\$231	
Total Spending	\$25,949	\$27,110	\$27,842	\$30,713	\$32,031	5.4%
Ending Balance	\$118	-\$1,714	-\$1,760	-\$3,496	-\$3,903	
Rainy Day Fund Balance	\$2,343	\$2,414	\$2,487	\$2,563	\$2,648	
Balance over 5% of GF Revenues	1,097	1,155	1,188	1,207	1,248	
As % of GF Revenues	9.4%	9.6%	9.6%	9.5%	9.5%	
Structural Balance	-\$485	-\$1,729	-\$1,541	-\$3,278	-\$3,691	

GF: general fund

RDF: Rainy Day Fund

*The Governor is authorized to transfer up to \$474 million from the balance in the RDF to address entitlement underfunding (\$199 million) and respond to the impact of the slowdown of activity at the Port of Baltimore (\$275 million). As of June 1, 2024, \$72 million has been transferred from the RDF for port-related activities. If the Governor transfers the full amount authorized over fiscal 2024 and 2025 and no reimbursement from federal funds or other sources is available, the fund balance will fall to less than \$2 billion or 7.5% of general fund revenues in fiscal 2025 and similar levels in subsequent years.

Source: Department of Legislative Services

Budget Reconciliation and Financing Act

As summarized in **Exhibit 1.8, Senate Bill 362 (Ch. 717)**, the BRFA, results in a combined impact of \$1.15 billion on the fiscal 2025 budget plan. Transfers and revenue actions provide a combined \$754.3 million to the general fund across fiscal 2024 and 2025. General fund expenditures decrease by \$32.2 million combined in fiscal 2024 and 2025, while special fund expenditures decrease by \$7.2 million. The BRFA provides significant additional revenue for trauma care (\$104.8 million), the TTF (\$224.8 million), and the Blueprint for Maryland’s Future Fund in fiscal 2025 (\$91.4 million) and subsequent years.

Exhibit 1.8 Summary of Actions in the Budget Reconciliation and Financing Act Fiscal 2024-2025 (\$ in Millions)

	<u>Amount</u>
Transportation Trust Fund Revenue	\$224.9
Trauma Care Revenue	104.8
Blueprint for Maryland’s Future Fund Revenue	91.4
Transfer to the Blueprint for Maryland’s Future Fund	40.0
Transfers to the General Fund	431.6
General Fund Revenue Actions	322.8
Special Fund Contingent Appropriations	99.8
Special Fund Contingent Addition	3.6
Expenditure Reductions (General and Special Funds)	39.4
Total Fiscal 2024 and 2025 Impact of BRFA on Budget Plan	\$1,151.4

BRFA: Budget Reconciliation and Financing Act

Source: Department of Legislative Services

The BRFA also includes four provisions that provide ongoing or multiyear general fund relief but are not counted in the impacts of the BRFA on the budget plan because the fiscal 2025 reductions were taken directly by the legislature.

- The Sellinger funding formula for private institutions of higher education is altered to count only undergraduate students at the institutions. In addition, the percentage of State aid per full-time equivalent student (FTES) provided to the institutions through the formula is

increased from 15.5% to 16.1%. The combined impact of these changes reduces general fund spending on the formula by \$61.3 million in fiscal 2025.

- The required retirement reinvestment contribution, above the actuarially required level, is reduced from \$75 million to \$50 million annually beginning in fiscal 2025, for general fund savings of \$21.6 million in fiscal 2025. In addition, the provision repeals the requirement to reduce the pension contribution by the amount of certain administrative fees beginning in fiscal 2026.
- The \$10 million mandate for the School Construction Revolving Loan Fund for program is repealed. Absent this provision, \$10.0 million would have been mandated in each fiscal 2025 and 2026.
- The \$5 million mandate for the Business Façade Improvement Fund in DHCD is authorized to be met with either general funds or GO bonds.

General Fund Revenue and Transfer to the General Fund

As summarized in **Exhibit 1.9**, the BRFA includes provisions that result in an additional \$754.3 million combined in fiscal 2024 and 2025 to the general fund, including transfers totaling \$431.6 million and revenue actions totaling \$322.8 million. Approximately \$219.6 million of the transferred amounts are from funds allocated to the DPA for various purposes, which include cybersecurity (\$149.5 million), PAYGO projects (\$44 million), critical maintenance at State parks (\$14 million), and funds allocated in fiscal 2023 for various one-time purposes which were not expended (\$12.1 million). An additional \$150 million in transfers is from the Local Income Tax Reserve Account representing an overallocation to the account net of canceled repayments. Two additional provisions transfer \$60 million from the Unemployment Insurance Trust Fund (the State's self-insured fund) and \$2.0 million of surplus funds for the BCCC Bard Building demolition.

Of the \$322.8 million in general fund revenue impacts in fiscal 2024 and 2025, the vast majority (\$260 million) represent adjustments to the nonwithholding income taxes that must under certain circumstances be removed from the calculation of general fund revenue (revenue volatility adjustment). The adjustments of \$120 million in fiscal 2024 and \$140 million in fiscal 2025 were eliminated in the BRFA, but no change was made to the out-year adjustments, which are set at 2% beginning in fiscal 2026. The remaining increases in general fund revenue result from:

- a provision that redirects interest from a variety of special funds to the General Fund from fiscal 2024 through 2028 (\$29.3 million combined in fiscal 2024 and 2025);
- a provision that reduces commissions for lottery agents for sales from 6% to 5.75% and for the cashing of winning tickets from 3% to 2% (\$22.4 million combined in fiscal 2024 and 2025);

Exhibit 1.9
General Fund Revenue and Transfers
Fiscal 2024 and 2025

<u>General Fund Revenue Actions</u>	<u>Amount</u>
Reduce the Amount of Funds Reserved Due to Revenue Volatility Cap	\$260.0
Reduce Lottery Agent Commissions for Sales from 6.0% to 5.75% and the Commission for Cashing of a Ticket from 3% to 2%	22.4
Redirect Interest from a Variety of Special Funds	29.3
Transportation Network Company Impact Fee	1.3
Alter Distribution of Funds to the Local Income Tax Reserve Account	10.0
Other Tobacco Products Revenue Increase Impact on General Fund	0.5
Repeal the Small Business Relief Tax Credit	0.1
Certain Sales and Use Revenue from Electricity Related to Electric Vehicle Charging Diverted to Transportation Trust Fund	-0.8
	\$322.8
<u>Transfers to the General Fund</u>	
Local Income Tax Reserve Account: Overalllocation Based on Closeout Review, Net of Canceled Repayments	\$150.0
DPA: Cybersecurity	149.5
Unemployment Insurance Trust Fund (State Self-insured Fund)	60.0
DPA: PAYGO – Renovations to 2100 Guilford Avenue	28.9
DPA: State Facilities Renewal for DNR Critical Maintenance	14.0
DPA : PAYGO – MDEM Headquarters Renovation and Expansion Project at Camp Fretterd Military Reservation	9.1
DPA: Assisted Living Facilities, Hospitals, and Nursing Homes	7.6
DPA: PAYGO – Conowingo Dam Dredging	6.0
DPA: Learning in Extended Academic Programs	4.5
Withdrawal of Funding for Bard Building Demolition	2.0
	\$431.6

DNR: Department of Natural Resources

DPA: Dedicated Purpose Account

MDEM: Maryland Department of Emergency Management

PAYGO: pay-as-you go

Source: Department of Legislative Services

- a provision that alters a distribution to the Local Income Tax Reserve Account to clarify that it is a repayment for a prior transfer beginning in fiscal 2026 but that also eliminates the fiscal 2025 distribution (\$10.0 million in fiscal 2025);
- a provision that repeals the Small Business Relief Tax Credit (\$0.1 million in fiscal 2025);
- a provision that supports the Blueprint for Maryland’s Future Fund but has a general fund impact in fiscal 2025 of \$0.5 million; and
- two provisions that support the TTF but have general fund impacts, for a net increase of \$0.6 million in fiscal 2025.

Transportation Trust Fund Revenue and Other Transportation Actions

Five actions in the BRFA increase revenue to the TTF by an estimated \$224.8 million in fiscal 2025 increasing to \$319.8 million in fiscal 2029, as summarized in **Exhibit 1.10**. These provisions:

- increase vehicle registration fees on a phased-in schedule over three years, with increases varying by vehicle weight;
- impose a Transportation Network Company Impact fee, for all passenger trips of \$0.75 or \$0.50 depending on circumstances;
- establish an annual surcharge for electric vehicles, set to \$125 for zero emission vehicles and \$100 for plug-in electric vehicles;
- assign to the TTF sales and use tax revenues attributable to the sale of electricity at electric vehicle charging stations or electricity used to charge electric vehicles that are not sold under a residential or domestic rate schedule; and
- raise the voluntary dealer processing fee, which is subject to the vehicle excise tax, from \$500 to \$800.

Exhibit 1.10
Transportation Trust Fund Revenue
Fiscal 2025-2029

	<u>2025</u>	<u>2026</u>	<u>2027</u>	<u>2028</u>	<u>2029</u>
Vehicle Registration Fees	\$168.9	\$201.0	\$253.3	\$253.3	\$253.3
Transportation Network Company Impact Fee	37.4	40.1	41.9	43.6	46.5
Raise Dealer Processing Charge to \$800	7.0	7.0	7.0	7.0	7.0
Electric Vehicles Annual Surcharge (Zero Emission at \$125 and Plug-in Electric at \$100)	10.7	10.7	10.7	10.7	10.7
Assign Sales Tax Revenue from Electricity to Charge Electric Vehicles to the TTF	0.9	1.1	1.5	1.8	2.3
Total	\$224.8	\$259.9	\$314.4	\$316.4	\$319.8

TTF: Transportation Trust Fund

Source: Department of Legislative Services

The provisions also require that funds from the Transportation Network Company Impact fee be deposited into a separate account within the TTF. A provision also requires the transportation revenues raised through the BRFA to be allocated within MDOT and prohibits revenue from the changes to the vehicle registration fee from being credited to the Gasoline and Motor Vehicle Revenue Account. However, the provision does not prohibit the department from providing grants to local governments to restore transportation aid.

Trauma-related Care

The BRFA includes provisions to increase revenue to support the trauma system in Maryland. These provisions increase the surcharge on vehicle registrations by \$23 per year (\$46 for a biennial registration), providing an estimated additional \$104.8 million per year. From the \$23 increase in the surcharge, \$4 is for the Maryland Trauma Physician Services Fund (MTPSF) (\$18.3 million), \$9 is allocated to Shock Trauma (\$41.0 million), and the balance goes to the Maryland Emergency Services Operation Fund (\$45.6 million). The MTPSF also is assigned 20% of fine revenue related to impaired driving. These fines are also increased through a provision in the BRFA; however, the revenue impacts of this increase are not estimated.

Actions in the BRFA also make adjustments to the use of the MTPSF to:

- expand the purpose of the fund to include the documented costs of trauma healthcare practitioners, in addition to trauma physicians;
- increase the maximum amount of reimbursable on-call hours that a Level II trauma center may receive;
- alter the maximum reimbursement rates for on-call costs;
- provide up to \$1.8 million for grants to certain pediatric trauma centers; and
- alter the limit on the amount of grant awards relative to the fund balance and its share of annual revenue.

Blueprint for Maryland’s Future Fund Actions

Revenue and spending actions in the BRFA and budget resolve a projected fiscal 2027 Blueprint Fund deficit and improve the long-term health of the fund. The BRFA provides additional revenue to the Blueprint for Maryland’s Future Fund by:

- transferring \$40 million of balance from the School Construction Revolving Loan Fund, which is repealed through the Act;
- increasing the sales and use tax rate for electronic smoking devices from 12% to 20%, and assigning the increased revenue to the Blueprint for Maryland’s Future Fund; and
- earmarking a share of all tobacco tax revenue to the Blueprint for Maryland’s Future Fund beginning in fiscal 2025. The annual earmarks are \$88.3 million in fiscal 2025, 32.6% in fiscal 2026, 33.2% in fiscal 2027, and 16.2% beginning in fiscal 2028.

As shown in **Exhibit 1.11**, the additional tobacco tax revenue diverted to the Blueprint for Maryland’s Future Fund in fiscal 2025, 2028, and 2029 represents the estimated revenue from increases in the cigarette tax (a \$1.25 per pack increase from \$3.75 to \$5.00 and 7.5 cents in the floor tax from 17.5 cents to 25 cents) and other tobacco products excluding cigars (an increase of 7 percentage points to 60% of the wholesale price). In each of fiscal 2026 and 2027, the share of tobacco tax revenue assigned to the Blueprint Fund exceeds the expected revenue from the tax increases by \$76 million.

Exhibit 1.11
Blueprint Revenue Actions
Fiscal 2025-2029

	<u>2025</u>	<u>2026</u>	<u>2027</u>	<u>2028</u>	<u>2029</u>
Cigarette Tax – Increase \$1.25 Per Pack*	\$86.2	\$73.2	\$70.7	\$68.3	\$65.9
OTP – Increase from 53% to 60% of Wholesale Price (Not Cigars)*	2.1	2.2	2.3	2.1	2.3
Electronic Smoking Devices – Increase from 12% to 20% the Sales and Use Tax Rate	3.1	3.1	3.1	3.2	3.2
Total New Tax Revenues	\$91.4	\$78.5	\$76.1	\$73.8	\$71.5
Portion of Existing Tobacco Tax Revenues Assigned to Blueprint Fund		\$76.0	\$76.0		
Repeal Revolving Loan Fund and Divert Balance (Fiscal 2024)	\$40.0				
Total New Blueprint Revenues	\$131.4	\$154.5	\$152.1	\$73.6	\$71.4

OTP: other tobacco products

*The Budget Reconciliation and Financing Act (BRFA) assigns to the Blueprint Fund a share of tobacco tax revenues equivalent to these amounts in each year. The BRFA also diverts the equivalent of \$76 million of existing tobacco tax revenues to the Blueprint Fund in fiscal 2026 and 2027.

Source: Department of Legislative Services

In addition to revenue actions, two provisions impact Blueprint spending on full day prekindergarten. The inclusion of Tier II children (children with family incomes from 301% to 600% of the poverty) in the funding formula is deferred from fiscal 2025 to 2026 and phased in over two years with fiscal 2026 enrollment counts limited to children at or below 360% of poverty. This action results in a special fund (Blueprint) reduction of \$7.2 million in fiscal 2025. A second provision increases the per pupil amount in the prekindergarten formula from \$15,598 in fiscal 2027 and \$16,811 in fiscal 2028 to \$19,950 in each year and increases that amount based on inflation beginning in fiscal 2029 (two years earlier than under existing law).

Expenditure Impacts

As summarized in **Exhibit 1.12**, the BRFA reduces general fund expenditures by a combined \$32.2 million in fiscal 2024 and 2025, with the majority of the impact in fiscal 2025. The largest reduction (\$12.7 million) occurs due to changes to the Cade funding formula, including removing the hold harmless provision, reducing the percentage of State aid per FTES provided through the formula from 29% to 27.2%, altering the way enrollment is calculated for the

community colleges, and changes to the distribution among community colleges. Additional ongoing relief is provided through:

- allowing funds from the Chesapeake and Coastal Bays 2010 Trust Fund to satisfy a mandate from the Tree Solutions Now Act of 2021 (\$2.5 million in each year), which also supports a special fund appropriation of \$2.5 million in fiscal 2024;
- eliminating the mandate for the Office of Attorney General Consumer Protection Division in fiscal 2025, and reducing the mandate to \$350,000 beginning in fiscal 2026; and
- reducing the mandate for the Mel Noland Woodland Incentives and Fellowship Fund from \$1.0 million to \$500,000.

Exhibit 1.12
Expenditure Impacts of the Budget Reconciliation and Financing Act
Fiscal 2024 and 2025

	<u>2024</u>	<u>2025</u>
Contingent General Fund Reductions		
MHEC: Cade Formula – Alter Formula to Change Enrollment Calculation, Alter Calculation, Remove the Hold Harmless Provisions, and Reduce the Percentage of FTES from 29% to 27.2%		\$12.7
DNR: Authorize the Use of Program Open Space Stateside Balance for the Forest Service and Maryland Park Service in Fiscal 2025 Only		6.7
DNR: Allow Funds from the Chesapeake and Coastal Bays 2010 Trust Fund to Satisfy Mandate for Tree Solutions Now Act of 2021 (Fiscal 2024 and 2025)	\$2.5	2.5
MDH: Authorize the Use of Special Fund Balances from State Board of Examiners of Professional Counselors (\$1.6 Million), State Board of Occupational Therapy Practice (\$0.4 Million), and State Board of Examiners of Psychologists (\$0.4 Million) to Be Used for Programs in BHA		2.6
DPSCS: Expand the Allowable Uses of the Police Training and Standards Commission Fund	2.0	0.0
DNR: Eliminate Mandated Appropriation into the Fisheries Research and Development Fund in Fiscal 2025 Only		1.8
OAG: Eliminate Mandate for the Consumer Protection Division for Fiscal 2025 Only		0.7

	<u>2024</u>	<u>2025</u>
DNR: Reduce Mandate for the Mel Noland Woodland Incentives and Fellowship Fund		0.5
MDH: Transfer Funds from the Health Information Exchange Fund to the Medical Care Programs Administration for IT		0.2
	\$4.5	\$27.7
 Contingent Special Fund Reductions		
MSDE: Delay Phase In of the Tier II Children in prekindergarten Enrollment		\$7.2
 Contingent Special Fund Addition		
DBM: Statewide Account for Increasing Funds for Health Reimbursement Accounts to Implement Chapter 767 of 2019		\$3.6
 Contingent Special Fund Appropriations		
DPA: SEIF Transfer for Implementing Climate Reduction Plan		\$90.0
MDH: Senior Prescription Drug Assistance Program Balance for Behavioral Health Services		5.0
DNR: Allow Funds from the Chesapeake and Coastal Bays 2010 Trust Fund to Satisfy Mandate for Tree Solutions Now Act of 2021	\$2.5	0.0
DPSCS: Expand the Allowable Uses of the Police Training and Standards Commission Fund	2.0	0.3
	\$4.5	\$95.3

BHA: Behavioral Health Administration
 DBM: Department of Budget and Management
 DNR: Department of Natural Resources
 DPA: Dedicated Purpose Account
 DPSCS: Department of Public Safety and Correctional Services
 FTES: full-time equivalent student
 IT: information technology
 MDH: Maryland Department of Health
 MHEC: Maryland Higher Education Commission
 MSDE: Maryland State Department of Education
 OAG: Office of the Attorney General
 SEIF: Strategic Energy Investment Fund

Source: Department of Legislative Services

Three provisions provide one-time relief to the general fund totaling \$9.5 million through the transfer of fund balance to support certain DNR personnel spending from stateside Program Open Space (\$6.7 million), behavioral health related expenses from various health professional boards (\$2.6 million), and Medicaid-related information technology expenses from remaining balance in the health information exchange fund (\$0.2 million). One-time relief is also provided through eliminating the mandated appropriation to the Fisheries Research and Development Fund in fiscal 2025 only. General fund relief is also provided in fiscal 2024, through a provision that alters the allowable uses of the Police Training and Standards Commission Fund in fiscal 2024 and 2025 only (\$2 million), this provision also supports \$2.3 million in special fund appropriations that were contingent on this provision.

Additional provisions effectuate special fund appropriations including \$90 million in DPA related to a transfer from the Strategic Energy Investment Fund to implement the Climate Reduction Plan and Climate Solutions Now Act and \$8.6 million from the Senior Prescription Drug Assistance Program (SPDAP) fund balance to support \$5 million of behavioral health services in MDH and increase funds for health reimbursement accounts for certain State retirees enrolling in Medicare Part D. The BRFA permanently expands the allowable uses of the SPDAP fund to include behavioral health services.

Miscellaneous Provisions

The BRFA also contains provisions that do not directly impact spending but expand allowable uses of funds or alter or clarify requirements.

- Expands the allowable uses, in fiscal 2025 only, for Blueprint for Maryland's Future funding provided for Coordinated Community Supports to include reimbursements for school-based behavioral health services including reimbursing the MDH Medical Care Programs Administration for services provided on a fee-for-service basis through a Medicaid waiver. Language in the Fiscal 2025 Budget Bill limits the use of these funds for this purpose to \$12 million.
- Prohibits an increase in Child Care Scholarship co-payment levels above those in place on January 1, 2024.
- Clarifies that the State aid per FTES for the public four-year institutions for the purposes of the Cade funding formula for community colleges, Sellinger formula for private institutions of higher education, and BCCC is to be counted using the actual FTES enrollment for the second prior year and second prior year actual expenditures.
- Specifies that a required \$10 million distribution to the Local Income Tax Reserve Account, required under existing law in perpetuity, is to repay a prior transfer of \$350 million to the Education Trust Fund beginning in fiscal 2026 and ends the distribution after fiscal 2060 when the ETF is fully repaid from that transfer.

- Delays the requirement that all procurements by the Maryland Transit Administration for buses be for zero-emission buses from fiscal 2025 to 2027 and authorizes the purchase of hybrid buses in certain circumstances.

Selected Budgetary Initiatives and Enhancements

Education

In fiscal 2025, State aid for education grows by \$439.6 million, or 5.1%, providing local school systems with \$9.1 billion in funding for the upcoming fiscal year. These increases were driven primarily by two factors: a significant increase in general funds for teacher retirement, which increases by \$172.2 million (23.1%); and the continued implementation of education reform through the Blueprint for Maryland's Future. For the 2023-2024 school year, full-time equivalent enrollment increased slightly by 1,140 students, or 0.13%, which is the second year of increases since the start of the COVID-19 pandemic. With the continuation of direct certification through Medicaid, free and reduced-price meal enrollment also increased for a second year by 5,805 students, or 1.3%. Special education and Limited English Proficient enrollment also experienced increases. These enrollment increases account for approximately one-third of the total increase in State aid for education from fiscal 2024 to 2025.

Blueprint funds allocated to State aid and non-State aid programs increases by \$257.4 million, or 15.7%, from \$1.6 billion in fiscal 2024 to \$1.9 billion in fiscal 2025. Increases for Concentration of Poverty and full-day prekindergarten programs are slightly offset by mandated decreases for Transitional Supplemental Instruction and Blueprint transition grants. To mitigate the eventual impact to the general fund, the General Assembly took a series of actions in **Senate Bill 362 (Ch. 717)** (the BRFA of 2024) to provide additional Blueprint fund revenue including the transfer of \$40.0 million of remaining balance available due to the repeal of the School Construction Revolving Loan Fund; and providing new revenue sources for the fund from tobacco tax revenues and the sales and use tax on electronic smoking devices. In fiscal 2025, these new revenue sources will provide approximately \$91.4 million. In fiscal 2026 and 2027, these sources are expected to provide approximately \$150 million in each year, with ongoing levels of approximately \$70 million. A reduction of \$70 million of funding to the Consortium of Community Supports in fiscal 2025 also increases the anticipated closing balance of the Blueprint Fund that year. With an estimated carryover balance of \$2.7 billion from fiscal 2024 and the diversion of additional tobacco tax revenues to the Blueprint fund, resources in fiscal 2025 total \$4.1 billion. With actions taken in the fiscal 2025 budget and BRFA, Blueprint resources provide adequate funding for Blueprint programs through fiscal 2027.

Transportation Needs

Maintaining an adequate capital program in the face of increasing operating spending related to employee compensation, transit service improvements, and increasing costs associated with higher inflation, was a significant challenge coming into the 2024 session. MDOT confronted

structural budgetary challenges in the health of the TTF and the need to align the capital *Consolidated Transportation Program* (CTP) with available revenues as it put together its fiscal 2025 budget, and it made significant operating and capital reductions as part of its budget submission.

Budgetary Challenges

The draft 2024 CTP released in September 2023 had \$2.1 billion more in spending over six years than the amount of funding projected to be available. Additional operating spending to help WMATA address its fiscal 2025 fiscal shortfall, combined with decreased general fund support for the TTF, required approximately \$2.6 billion in combined revenue increases and spending cuts to bring CTP spending within available resources. The final 2024 CTP issued in January 2024 aligned spending with available funding through a combination of revenue increases and spending reductions.

The 2024 financial forecast assumes \$81 million per year in additional revenues beginning in fiscal 2025 from fee adjustments over which the department has rate-setting authority. In December 2023, MDOT announced various spending reductions to address the CTP shortfall, including reductions of 8% to each modal administration's planned fiscal 2025 operating budget. However, reduced operating spending and increased fee revenue was not sufficient to support the level of capital spending included in the September draft CTP, and the final CTP released in January 2024 contained nearly \$1.1 billion less in programmed spending than the September draft.

One-time Supplementary Funding

In the fiscal 2025 budget as introduced, the Governor included \$150 million in general funds as one-time funding to help relieve pressure on the TTF. This funding, budgeted in the DPA to help address the operating budget shortfall for WMATA, freed up an equal amount of TTF special funds that were allocated in Supplemental Budget No. 1 to partially restore reductions made to balance the CTP. This restoration included fully funding Locally Operated Transit Systems and Highway User Revenue grants in fiscal 2025. Capital budget restorations included state of good repair funding for transit to comply with current law. **Exhibit 1.13** summarizes the reductions and restorations to the operating budget and the restorations made to the capital budget.

MDOT's financial forecast for fiscal 2026 and beyond assumes savings from the reductions that were restored through Supplemental Budget No. 1. Consequently, absent identification of alternative ongoing savings of equal magnitude or offsetting revenue increases, the reductions planned for fiscal 2025 would need to be made in fiscal 2026. However, transportation revenue increases made in **Senate Bill 362 (Ch. 717)** (the BRFA of 2024) are expected to generate \$225 million in fiscal 2025, increasing to \$320 million in fiscal 2029. Additional revenue for the TTF is expected to be raised through changes related to highway work zone safety fines in **House Bill 513 (Ch. 17)**. The revenue from these provisions is expected to total \$24 million in fiscal 2025 and 2026, declining to \$12.8 million in fiscal 2029.

Exhibit 1.13
Reductions and Restorations
Fiscal 2025
(\$ in Thousands)

	<u>Reductions</u>	<u>Restorations</u>	<u>Ongoing Reductions</u>
Operating			
Maryland Aviation Administration	-\$20,440	\$2,800	-\$17,640
Maryland Port Administration	-4,571	233	-4,338
Maryland Transit Administration	-98,000	62,000	-36,000
Motor Vehicle Administration	-15,107	4,425	-10,682
State Highway Administration	-30,522	8,172	-22,350
The Secretary's Office	-9,700	3,350	-6,350
<i>Operating Subtotal</i>	<i>-\$178,340</i>	<i>\$80,980</i>	<i>-\$97,360</i>
Capital (Restorations Only)			
Maryland Transit Administration		\$15,000	
State Highway Administration		2,000	
Highway User Revenue Grants		52,486	
<i>Capital Subtotal</i>		<i>\$69,486</i>	
Grand Total	-\$178,340	\$150,466	-\$97,360

Source: Maryland Department of Transportation; Department of Legislative Services

Personnel

Employee costs total \$11.9 billion in the fiscal 2025 budget as introduced and represent approximately 19% of the State budget. As passed, the fiscal 2025 budget includes \$445.6 million for statewide salary actions including:

- a 3% general salary increase effective July 1, 2024, and increments for most State employees;
- a 5% general salary increase and increments for employees represented by the State Law Enforcement Officers Labor Alliance effective July 1, 2024;
- an additional increment for employees that have been employed since June 30, 2019;

- an increase in the shift differential for those working outside of normal working hours from \$0.625 per hour to \$1 an hour) for American Federation of State, County, and Municipal Employees and Maryland Professional Employees Council represented employees; and
- funding for annual salary reviews.

Legislative action reduced funding for statewide salary actions by \$40 million in fiscal 2025 due to savings in personnel costs from high vacancies.

These increases were partially offset by savings of \$6.0 million due to a reduction in the unemployment insurance rate and \$50 million reflecting the net savings from the transition of Medicare-eligible retirees to Medicare Part D beginning in calendar 2025. Legislative action added \$3.6 million in special funds for the purpose of increasing the amount provided in health reimbursement accounts as part of the Medicare Part D transition, contingent on a provision in the BRFA of 2024 authorizing the use of the special funds for that purpose. Eligible retirees enrolling in Medicare Part D for calendar 2025 will have access to \$750 (for an individual) in their health reimbursement account.

The fiscal 2025 budget provides pension funding above the State's actuarially required contribution. The BRFA of 2024 reduces the required supplemental payment above the actuarially required level from \$75 million to \$50 million beginning in fiscal 2025, and legislative actions on the fiscal 2025 budget account for this reduction.

Workforce Changes

The State workforce increases by 3,297 regular positions to 85,892 regular positions between the fiscal 2024 legislative appropriation and fiscal 2025 legislative appropriation, as shown in **Exhibit 1.14**. The vast majority of this increase occurred through a combination of contractual conversions and other new positions created through BPW during fiscal 2024 and in the budget as introduced. The budget as introduced reflected planned contractual conversions that have not yet occurred. Supplemental Budgets No. 1 and 2 added a combined 108 positions in the Executive Branch, including 50 positions created through contractual conversions in the Maryland Department of Labor. Legislative action on the budget added 34 new positions in the Executive and Legislative branches.

Exhibit 1.14
Regular Full-time Equivalent Position Changes
Fiscal 2024-2025

<u>Department/ Service Area</u>	<u>2024 Leg. Approp.</u>	<u>2025 Allowance</u>	<u>Supplemental Budget</u>	<u>Leg. Changes</u>	<u>2025 Leg. Approp.</u>	<u>2024 Leg. Approp. – 2025 Leg. Approp. Change</u>
Largest Six State Agencies						
Public Safety and Correctional Services	9,217	9,213	-1	0	9,212	-5
Transportation	9,058	9,179	15	0	9,194	136
Health	6,445	7,586	0	1	7,587	1,142
Human Services	5,979	5,979	0	0	5,979	0
State Police	2,544	2,578	0	0	2,578	34
Juvenile Services	2,163	2,143	14	0	2,157	-6
Subtotal	35,405	36,677	28	1	36,706	1,301
Other Executive						
Legal (Excluding Judiciary)	1,629	1,701	14	0	1,715	86
Executive and Administrative Control	1,763	2,043	16	0	2,059	295
Financial and Revenue Administration	2,257	2,315	0	8	2,323	65
Budget and Management and DoIT	530	558	0	0	558	28
Retirement	192	199	0	0	199	7
General Services	703	727	0	0	727	24
Service and Civic Innovation	32	39	0	0	39	7
Natural Resources	1,462	1,499	0	2	1,501	40
Agriculture	409	426	0	0	426	17
Labor	1,417	1,785	50	9	1,844	426
MSDE and Other Education	1,888	2,031	0	2	2,033	146

<u>Department/ Service Area</u>	<u>2024 Leg. Approp.</u>	<u>2025 Allowance</u>	<u>Supplemental Budget</u>	<u>Leg. Changes</u>	<u>2025 Leg. Approp.</u>	<u>2024 Leg. Approp. – 2025 Leg. Approp. Change</u>
Housing and Community Development	355	446	0	0	446	91
Commerce	186	208	0	0	208	22
Environment	959	986	0	0	986	27
Subtotal	13,783	14,962	80	21	15,063	1,280
Executive Branch Subtotal	49,187	51,639	108	22	51,769	2,582
Higher Education	28,447	29,145	0	0	29,145	697
Judiciary	4,159	4,165	0	0	4,165	6
Legislature	801	801	0	12	813	12
Total	82,595	85,750	108	34	85,892	3,297

DoIT: Department of Information Technology
MSDE: Maryland State Department of Education

Note: Allowance reflects positions as identified in Appendix E of the Governor's Budget Books, which includes contingent contractual conversions in the Maryland Department of Health and other planned transfers and adjustments that have not yet occurred. Figures may not sum due to rounding. Excludes five positions added in Supplemental Budget No. 2 and two positions added through legislative action that were contingent on legislation that did not pass.

Source: Department of Budget and Management; Department of Legislative Services

By the Numbers

A number of exhibits summarize legislative budget action, as described below.

Exhibit 1.15, the fiscal note on the budget bill, depicts the Governor's allowance, funding changes made through two supplemental budgets, legislative additions and reductions, and final appropriations for fiscal 2024 and 2025 by fund source. The Governor's original request provided for \$63.6 billion in fiscal 2025 expenditures and \$1.2 billion in fiscal 2024 deficiencies.

Supplemental budgets, excluding actions contingent on the BRFA, provided a net of \$247.1 million in additional spending across fiscal 2024 and 2025, of which nearly \$31.6 million was general funds, accounting for a planned reversion, and \$179.6 million was special funds. The legislature made approximately \$1.1 billion in reductions to the fiscal 2025 allowance (\$826.2 million in general funds), adding back approximately \$229 million (\$212.5 million in general funds) to fund targeted priorities. The legislature made an additional \$52 million in general fund reductions to fiscal 2024, adding back approximately \$31.0 million for targeted priorities. When all actions are considered, the fiscal 2025 all fund legislative appropriation reflects a \$1.13 billion decrease from the adjusted fiscal 2024 working appropriation. **Exhibit 1.16** through **Exhibit 1.20** provides detail for the budget changes by major expenditure category by fund.

Exhibit 1.15
Fiscal Note – Summary of the Fiscal 2025 Budget Bill –Senate Bill 360 (Ch. 716) Senate Bill 362 (Ch. 717)

	<u>General Funds</u>	<u>Special Funds</u>	<u>Federal Funds</u>	<u>Higher Education Funds</u>	<u>Total Funds</u>
Governor’s Allowance					
Fiscal 2024 Budget	\$27,419,764,021	\$11,961,174,909	\$19,723,586,024	\$5,099,576,126	\$64,204,101,080 ⁽¹⁾
Fiscal 2025 Budget	26,491,280,495	12,312,017,479 ⁽²⁾	19,352,152,715	5,490,263,944	63,645,714,633 ⁽³⁾
Supplemental Budget No. 1					
Fiscal 2024 Deficiencies	\$0	\$0	\$0	\$0	\$0
Fiscal 2025 Budget	0	88,121,129	0	0	88,121,129
Subtotal	\$0	\$88,121,129	\$0	\$0	\$88,121,129
Supplemental Budget No. 2					
Fiscal 2024 Deficiencies	\$12,279,672 ⁽⁴⁾	\$6,550,000 ⁽⁵⁾	\$16,900,341	\$0	\$35,730,013
Fiscal 2025 Budget	19,308,861	84,940,961 ⁽⁶⁾	19,719,260	-717,344	123,251,738 ⁽⁷⁾
Subtotal	\$31,588,533	\$91,490,961	\$36,619,601	-\$717,344	\$158,981,751
Budget Reconciliation and Financing Act of 2024					
Fiscal 2024 Contingent Reductions	-\$4,500,000	\$0	\$0	\$0	-4,500,000
Fiscal 2024 Contingent Appropriations	0	4,500,000	0	0	4,500,000
Fiscal 2025 Contingent Reductions	-27,685,456	5,258,105 ⁽⁸⁾	0	0	-22,427,351
Fiscal 2025 Contingent Appropriations	0	95,300,000	0	0	95,300,000
Fiscal 2025 Contingent Addition	0	3,600,000	0	0	3,600,000
Subtotal	-\$32,185,456	\$108,658,105	\$0	\$0	\$76,472,649
Legislative Reductions					
Fiscal 2024 Deficiencies	-\$47,543,934	\$0	\$0	\$0	-\$47,543,934
Fiscal 2025 Budget	-746,472,058 ⁽⁹⁾	-99,463,399	-216,214,468	0	-1,062,149,925
Total Reductions	-\$794,015,992	-\$99,463,399	-\$216,214,468	\$0	-\$1,109,693,859
Legislative Additions					
Fiscal 2024 Deficiencies	\$31,039,000	\$0	\$0	\$0	\$31,039,000
Fiscal 2025 Budget	212,499,000	12,890,000	0	0	225,389,000 ⁽¹⁰⁾
Total Additions	\$243,538,000	\$12,890,000	\$0	\$0	\$256,428,000
Appropriations					
Fiscal 2024 Budget	\$27,411,038,759	\$11,972,224,909	\$19,740,486,365	\$5,099,576,126	\$64,223,326,159
Fiscal 2025 Budget	25,948,930,842	12,502,664,275	19,155,657,507	5,489,546,600	63,096,799,224
Change	-\$1,462,107,917	\$530,439,366	-\$584,828,858	\$389,970,474	-\$1,126,526,935

- (1) Reflects \$1.2 billion in proposed deficiencies, including \$359.7 million in general funds, \$64.1 million in special funds, \$754.8 million in federal funds, \$2.6 million in current unrestricted funds, and \$2.1 million in current restricted funds. Assumes \$75.0 million in unspecified general fund reversions and includes \$52.0 million in targeted general fund reversions. Excludes \$203.6 million in special funds that double counts general fund spending.
- (2) Excludes \$53.7 million of special funds that double counts general fund spending. Excludes \$3.7 million of special fund contingent appropriations for which the bill did not pass.
- (3) Includes \$13.3 million in general fund contingent appropriations. Assumes \$75.0 million in unspecified general fund reversions.
- (4) Includes \$1.25 million of planned reversions. Excludes a \$2.0 million reduction contingent on the Budget Reconciliation and Financing Act.
- (5) Excludes \$2.2 million of special funds that double counts general fund spending and a \$2.0 million special fund appropriation that is contingent on the Budget Reconciliation and Financing Act.
- (6) Excludes \$27.2 million of special funds that double counts general fund spending, including \$20 million that is contingent on legislation, and a \$300,000 special fund appropriation that is contingent on the Budget Reconciliation and Financing Act. Excludes \$0.3 million of special fund contingent appropriations for which the bill did not pass.
- (7) Includes \$6.6 million of appropriations, including \$5.4 million in general funds and \$1.2 million in special funds, that are contingent on legislation.
- (8) Includes \$12.4 million of assumed special funds to replace general fund reductions that are contingent on legislation.
- (9) Includes \$13.4 million of reductions that are contingent on legislation.
- (10) Includes \$23.3 million in additions contingent on legislation, excludes an addition of \$3.6 million in special funds that is contingent on the Budget Reconciliation and Financing Act.

Source: Department of Legislative Services

Exhibit 1.16
State Expenditures – General Funds
Fiscal 2023-2025
(\$ in Millions)

<u>Category</u>	<u>2023 Actual</u>	<u>2024 Working Appropriation</u>	<u>2025 Legislative Appropriation</u>	<u>\$ Change 2024 to 2025</u>	<u>% Change</u>
Debt Service	\$430.0	\$425.1	\$397.1	-\$28.0	-6.6%
County/Municipal	\$393.8	\$456.0	\$420.6	-\$35.4	-7.8%
Community Colleges	434.8	475.5	476.9	1.4	0.3%
Education/Libraries	7,109.9	7,227.2	7,372.8	145.6	2.0%
Health	106.1	115.8	123.2	7.4	6.4%
<i>Aid to Local Governments</i>	<i>\$8,044.7</i>	<i>\$8,274.4</i>	<i>\$8,393.5</i>	<i>\$119.1</i>	<i>1.4%</i>
Foster Care Payments	\$253.6	\$268.5	\$261.3	-\$7.2	-2.7%
Assistance Payments	123.5	122.7	130.4	7.6	6.2%
Medical Assistance	4,465.5	4,880.1	4,866.5	-13.6	-0.3%
Property Tax Credits	77.4	76.4	79.4	3.0	3.9%
<i>Entitlements</i>	<i>\$4,920.0</i>	<i>\$5,347.7</i>	<i>\$5,337.6</i>	<i>-\$10.2</i>	<i>-0.2%</i>
Health	\$2,018.8	\$2,362.6	\$2,622.4	\$259.8	11.0%
Human Services	450.5	520.1	510.7	-9.4	-1.8%
Juvenile Services	292.3	312.9	339.1	26.2	8.4%
Public Safety/Police	1,807.7	1,895.3	1,978.7	83.3	4.4%
Higher Education	2,032.6	2,209.5	2,328.0	118.5	5.4%
Transportation	0.0	1.1	151.1	150.0	n/a
Other Education	703.9	913.0	940.4	27.4	3.0%

<u>Category</u>	<u>2023 Actual</u>	<u>2024 Working Appropriation</u>	<u>2025 Legislative Appropriation</u>	<u>\$ Change 2024 to 2025</u>	<u>% Change</u>	42
Agriculture/Natural Res./Environment	200.0	234.5	225.0	-9.5	-4.1%	
Other Executive Agencies	1,395.6	1,651.5	1,768.5	117.0	7.1%	
Judiciary	646.2	667.9	689.6	21.7	3.2%	
Legislative	143.3	152.3	160.4	8.2	5.4%	
State Agencies	\$9,690.9	\$10,920.7	\$11,713.9	\$793.2	7.3%	
Deficiencies (for prior years)	\$0.0	\$134.5	\$0.0	-\$134.5	-100.0%	
Total Operating	\$23,085.6	\$25,102.5	\$25,842.1	\$739.6	2.9%	
Capital ⁽¹⁾	\$2,043.5	\$1,173.0	\$168.3	-\$1,004.7	-85.7%	
Subtotal	\$25,129.1	\$26,275.5	\$26,010.4	-\$265.0	-1.0%	
Reserve Funds	\$2,843.1	\$1,210.6	\$13.5	-\$1,197.1	-98.9%	
Appropriations	\$27,972.1	\$27,486.0	\$26,023.9	-\$1,462.1	-5.3%	
Reversions	\$0.0	-\$75.0	-\$75.0	\$0.0	0.0%	
Grand Total	\$27,972.1	\$27,411.0	\$25,948.9	-\$1,462.1	-5.3%	

⁽¹⁾ Includes the Historic Revitalization Tax Credit Reserve Fund.

Note: The fiscal 2024 working appropriation reflects \$323.7 million in deficiencies plus \$128.3 million in reversions including \$53.3 million in targeted reversions. It also reflects legislative additions of \$31.0 million.

Source: Department of Legislative Services

Effect of the 2024 Legislative Program on the Financial Condition of the State

Exhibit 1.17
State Expenditures – Special and Higher Education Funds*
Fiscal 2023-2025
(\$ in Millions)

<u>Category</u>	<u>2023 Actual</u>	<u>2024 Working Appropriation</u>	<u>2025 Legislative Appropriation</u>	<u>\$ Change 2024 to 2025</u>	<u>% Change</u>
Debt Service	\$1,256.0	\$1,443.2	\$1,556.9	\$113.7	7.9%
County/Municipal	\$478.0	\$513.5	\$598.2	\$84.7	16.5%
Community Colleges	0.0	0.0	0.0	0.0	n/a
Education/Libraries	869.3	1,500.7	1,799.5	298.9	19.9%
Health	0.0	0.0	0.0	0.0	n/a
<i>Aid to Local Governments</i>	<i>\$1,347.3</i>	<i>\$2,014.2</i>	<i>\$2,397.8</i>	<i>\$383.6</i>	<i>19.0%</i>
Foster Care Payments	\$2.3	\$2.2	\$2.3	\$0.1	3.6%
Assistance Payments	8.3	15.6	8.8	-6.8	-43.9%
Medical Assistance	792.8	681.1	745.0	63.8	9.4%
Property Tax Credits	0.0	0.0	0.0	0.0	n/a
<i>Entitlements</i>	<i>\$803.4</i>	<i>\$699.0</i>	<i>\$756.0</i>	<i>\$57.1</i>	<i>8.2%</i>
Health	\$780.8	\$745.6	\$675.8	-\$69.8	-9.4%
Human Services	150.6	167.2	153.5	-13.7	-8.2%
Juvenile Services	1.8	4.2	3.4	-0.8	-19.0%
Public Safety/Police	174.1	211.4	200.2	-11.2	-5.3%
Higher Education	5,590.8	5,268.6	5,640.4	371.8	7.1%
Other Education	151.0	287.5	270.3	-17.2	-6.0%
Transportation	1,959.6	2,332.9	2,498.8	165.9	7.1%
Agriculture/Natural Res./Environment	311.7	356.8	366.0	9.2	2.6%
Other Executive Agencies	936.1	1,295.1	1,446.8	151.7	11.7%

<u>Category</u>	<u>2023 Actual</u>	<u>2024 Working Appropriation</u>	<u>2025 Legislative Appropriation</u>	<u>\$ Change 2024 to 2025</u>	<u>% Change</u>	4
Judiciary	63.5	79.7	84.3	4.7	5.9%	
Legislative	0.0	0.0	0.0	0.0	n/a	
State Agencies	\$10,119.9	\$10,749.0	\$11,339.4	\$590.4	5.5%	
Total Operating	\$13,526.6	\$14,905.3	\$16,050.1	\$1,144.8	7.7%	
Capital	\$1,293.1	\$2,166.5	\$1,852.1	-\$314.4	-14.5%	
Transportation	904.6	1,204.3	1,400.2	195.9	16.3%	
Environment	225.7	254.7	209.6	-45.1	-17.7%	
Other	162.8	707.4	242.3	-465.2	-65.8%	
Subtotal	\$14,819.7	\$17,071.8	\$17,902.2	\$830.4	4.9%	
Reserve Funds	\$0.0	\$0.0	\$90.0	\$90.0	n/a	
Grand Total	\$14,819.7	\$17,071.8	\$17,992.2	\$920.4	5.4%	

Effect of the 2024 Legislative Program on the Financial Condition of the State

* Includes higher education funds (current unrestricted and current restricted) net of general and special funds.

Note: The fiscal 2024 working appropriation reflects deficiencies of \$80.5 million. Fiscal 2024 excludes \$205.7 million and fiscal 2025 excludes \$80.8 million that double counts general fund spending.

Source: Department of Legislative Services

Exhibit 1.18
State Expenditures – Federal Funds
Fiscal 2023-2025
(\$ in Millions)

<u>Category</u>	<u>2023 Actual</u>	<u>2024 Working Appropriation</u>	<u>2025 Legislative Appropriation</u>	<u>\$ Change 2024 to 2025</u>	<u>% Change</u>
Debt Service	\$6.4	\$7.5	\$4.9	-\$2.6	-34.7%
County/Municipal	\$56.7	\$83.1	\$82.1	-\$1.0	-1.2%
Community Colleges	0.0	0.0	0.0	0.0	n/a
Education/Libraries	1,212.1	1,242.1	1,197.5	-44.5	-3.6%
Health	0.0	0.0	0.0	0.0	n/a
<i>Aid to Local Governments</i>	<i>\$1,268.8</i>	<i>\$1,325.2</i>	<i>\$1,279.6</i>	<i>-\$45.5</i>	<i>-3.4%</i>
Foster Care Payments	\$86.1	\$67.5	\$86.5	\$19.0	28.1%
Assistance Payments	2,108.9	2,239.0	2,042.0	-197.0	-8.8%
Medical Assistance	9,583.9	9,066.1	8,807.2	-258.9	-2.9%
Property Tax Credits	0.0	0.0	0.0	0.0	n/a
<i>Entitlements</i>	<i>\$11,778.9</i>	<i>\$11,372.6</i>	<i>\$10,935.7</i>	<i>-\$436.9</i>	<i>-3.8%</i>
Health	\$2,706.4	\$2,291.8	\$2,235.3	-\$56.5	-2.5%
Human Services	690.3	696.2	688.6	-7.6	-1.1%
Juvenile Services	5.9	9.0	6.3	-2.7	-29.7%
Public Safety/Police	50.4	41.5	37.6	-3.9	-9.5%
Higher Education	0.0	0.0	0.0	0.0	n/a
Other Education	523.7	484.1	374.9	-109.2	-22.6%
Transportation	474.7	248.2	139.9	-108.3	-43.6%
Agriculture/Natural Res./Environment	78.8	107.4	106.4	-1.1	-1.0%

<u>Category</u>	<u>2023 Actual</u>	<u>2024 Working Appropriation</u>	<u>2025 Legislative Appropriation</u>	<u>\$ Change 2024 to 2025</u>	<u>% Change</u>	46
Other Executive Agencies	1,349.4	1,583.8	1,531.3	-52.5	-3.3%	
Judiciary	0.5	2.8	2.1	-0.7	-23.3%	
Legislature	0.0	0.0	0.0	0.0	n/a	
State Agencies	\$5,880.0	\$5,464.8	\$5,122.5	-\$342.4	-6.3%	
Deficiencies (for prior years)	\$0.0	\$123.6	\$0.0	-\$123.6	-100.0%	
Total Operating	\$18,934.2	\$18,293.7	\$17,342.7	-\$951.0	-5.2%	
Capital	\$1,352.5	\$1,446.7	\$1,813.0	\$366.2	25.3%	
Transportation	883.8	1,171.2	1,363.8	192.6	16.4%	
Environment	213.5	116.8	173.2	56.4	48.3%	
Other	255.3	158.7	275.9	117.2	73.8%	
Grand Total	\$20,286.7	\$19,740.5	\$19,155.7	-\$584.8	-3.0%	

Effect of the 2024 Legislative Program on the Financial Condition of the State

Note: The fiscal 2024 working appropriation reflects deficiencies of \$771.7 million.

Source: Department of Legislative Services

Exhibit 1.19
State Expenditures – State Funds
Fiscal 2023-2025
(\$ in Millions)

<u>Category</u>	<u>2023 Actual</u>	<u>2024 Working Appropriation</u>	<u>2025 Legislative Appropriation</u>	<u>\$ Change 2024 to 2025</u>	<u>% Change</u>
Debt Service	\$1,686.0	\$1,868.3	\$1,954.0	\$85.7	4.6%
County/Municipal	\$871.9	\$969.5	\$1,018.9	\$49.3	5.1%
Community Colleges	434.8	475.5	476.9	1.4	0.3%
Education/Libraries	7,979.2	8,727.9	9,172.3	444.5	5.1%
Health	106.1	115.8	123.2	7.4	6.4%
<i>Aid to Local Governments</i>	<i>\$9,392.0</i>	<i>\$10,288.6</i>	<i>\$10,791.3</i>	<i>\$502.7</i>	<i>4.9%</i>
Foster Care Payments	\$255.9	\$270.7	\$263.6	-\$7.1	-2.6%
Assistance Payments	131.8	138.3	139.1	0.8	0.6%
Medical Assistance	5,258.3	5,561.3	5,611.5	50.2	0.9%
Property Tax Credits	77.4	76.4	79.4	3.0	3.9%
<i>Entitlements</i>	<i>\$5,723.4</i>	<i>\$6,046.7</i>	<i>\$6,093.6</i>	<i>\$46.9</i>	<i>0.8%</i>
Health	\$2,799.6	\$3,108.2	\$3,298.2	\$190.0	6.1%
Human Services	601.1	687.4	664.2	-23.1	-3.4%
Juvenile Services	294.1	317.1	342.5	25.4	8.0%
Public Safety/Police	1,981.8	2,106.7	2,178.8	72.1	3.4%
Higher Education	7,623.4	7,478.1	7,968.4	490.2	6.6%
Other Education	854.9	1,200.5	1,210.7	10.2	0.8%
Transportation	1,959.6	2,334.0	2,649.9	315.9	13.5%
Agriculture/Natural Res./Environment	511.7	591.3	591.0	-0.3	-0.1%
Other Executive Agencies	2,331.7	2,946.6	3,215.3	268.7	9.1%

<u>Category</u>	<u>2023 Actual</u>	<u>2024 Working Appropriation</u>	<u>2025 Legislative Appropriation</u>	<u>\$ Change 2024 to 2025</u>	<u>% Change</u>
Judiciary	709.7	747.5	773.9	26.4	3.5%
Legislative	143.3	152.3	160.4	8.2	5.4%
State Agencies	\$19,810.8	\$21,669.7	\$23,053.4	\$1,383.7	6.4%
Deficiencies (for prior years)	\$0.0	\$134.5	\$0.0	-\$134.5	-100.0%
Total Operating Capital ⁽¹⁾	\$36,612.2	\$40,007.8	\$41,892.2	\$1,884.5	4.7%
Transportation	1,081.6	1,371.4	1,400.3	28.9	2.1%
Environment	243.8	271.5	210.6	-60.9	-22.4%
Other	2,011.3	1,696.6	409.5	-1,287.1	-75.9%
Subtotal	\$39,948.8	\$43,347.3	\$43,912.6	\$565.4	1.3%
Reserve Funds	\$2,843.1	\$1,210.6	\$103.5	-\$1,107.1	-91.5%
Appropriations	\$42,791.9	\$44,557.8	\$44,016.1	-\$541.7	-1.2%
Reversions	\$0.0	-\$75.0	-\$75.0	\$0.0	0.0%
Grand Total	\$42,791.9	\$44,482.8	\$43,941.1	-\$541.7	-1.2%

⁽¹⁾ Includes the Historic Revitalization Tax Credit Reserve Fund.

Note: The fiscal 2024 working appropriation reflects \$404.2 million in deficiencies plus \$128.3 million in reversions including \$53.3 million in targeted reversions. It also reflects legislative additions of \$31.0 million. Fiscal 2024 excludes \$205.7 million and 2025 excludes \$80.8 million of special funds that double count general fund spending.

Source: Department of Legislative Services

Exhibit 1.20
State Expenditures – All Funds
Fiscal 2023-2025
(\$ in Millions)

<u>Category</u>	<u>2023 Actual</u>	<u>2024 Working Appropriation</u>	<u>2025 Legislative Appropriation</u>	<u>\$ Change 2024 to 2025</u>	<u>% Change</u>
Debt Service	\$1,692.4	\$1,875.8	\$1,958.9	\$83.1	4.4%
County/Municipal	\$928.5	\$1,052.6	\$1,101.0	\$48.3	4.6%
Community Colleges	434.8	475.5	476.9	1.4	0.3%
Education/Libraries	9,191.3	9,969.9	10,369.9	399.9	4.0%
Health	106.1	115.8	123.2	7.4	6.4%
<i>Aid to Local Governments</i>	<i>\$10,660.8</i>	<i>\$11,613.8</i>	<i>\$12,070.9</i>	<i>\$457.1</i>	<i>3.9%</i>
Foster Care Payments	\$342.0	\$338.2	\$350.1	\$11.9	3.5%
Assistance Payments	2,240.7	2,377.3	2,181.1	-196.2	-8.3%
Medical Assistance	14,842.2	14,627.4	14,418.7	-208.7	-1.4%
Property Tax Credits	77.4	76.4	79.4	3.0	3.9%
<i>Entitlements</i>	<i>\$17,502.3</i>	<i>\$17,419.3</i>	<i>\$17,029.3</i>	<i>-\$390.0</i>	<i>-2.2%</i>
Health	\$5,505.9	\$5,400.0	\$5,533.5	\$133.5	2.5%
Human Services	1,291.4	1,383.5	1,352.9	-30.7	-2.2%
Juvenile Services	300.1	326.1	348.9	22.7	7.0%
Public Safety/Police	2,032.1	2,148.3	2,216.4	68.2	3.2%
Higher Education	7,623.4	7,478.1	7,968.4	490.2	6.6%
Other Education	1,378.6	1,684.6	1,585.6	-99.0	-5.9%
Transportation	2,434.2	2,582.2	2,789.8	207.6	8.0%
Agriculture/Natural Res./Environment	590.5	698.7	697.3	-1.4	-0.2%
Other Executive Agencies	3,681.2	4,530.4	4,746.6	216.2	4.8%

<u>Category</u>	<u>2023 Actual</u>	<u>2024 Working Appropriation</u>	<u>2025 Legislative Appropriation</u>	<u>\$ Change 2024 to 2025</u>	<u>% Change</u>	50
Judiciary	710.2	750.3	776.1	25.7	3.4%	
Legislative	143.3	152.3	160.4	8.2	5.4%	
State Agencies	\$25,690.9	\$27,134.6	\$28,175.8	\$1,041.3	3.8%	
Deficiencies (for prior years)	\$0.0	\$258.1	\$0.0	-\$258.1	n/a	
Total Operating Capital ⁽¹⁾	\$55,546.3	\$58,301.5	\$59,234.9	\$933.4	1.6%	
Transportation	1,965.4	2,542.6	2,764.1	221.5	8.7%	
Environment	457.3	388.3	383.9	-4.5	-1.2%	
Other	2,266.5	1,855.3	685.4	-1,169.9	-63.1%	
Subtotal	\$60,235.5	\$63,087.7	\$63,068.3	-\$19.4	0.0%	
Reserve Funds	\$2,843.1	\$1,210.6	\$103.5	-\$1,107.1	-91.5%	
Appropriations	\$63,078.5	\$64,298.3	\$63,171.8	-\$1,126.5	-1.8%	
Reversions	\$0.0	-\$75.0	-\$75.0	\$0.0	0.0%	
Grand Total	\$63,078.5	\$64,223.3	\$63,096.8	-\$1,126.5	-1.8%	

Effect of the 2024 Legislative Program on the Financial Condition of the State

⁽¹⁾ Includes the Historic Revitalization Tax Credit Reserve Fund.

Note: The fiscal 2024 working appropriation reflects \$1.2 billion in deficiencies plus \$128.3 million in reversions including \$53.3 million in targeted reversions. It also reflects legislative additions of \$31.0 million. Fiscal 2024 excludes \$205.7 million and 2025 excludes \$80.8 million of special funds that double count general fund spending.

Source: Department of Legislative Services

Chapter 2. State Capital Program

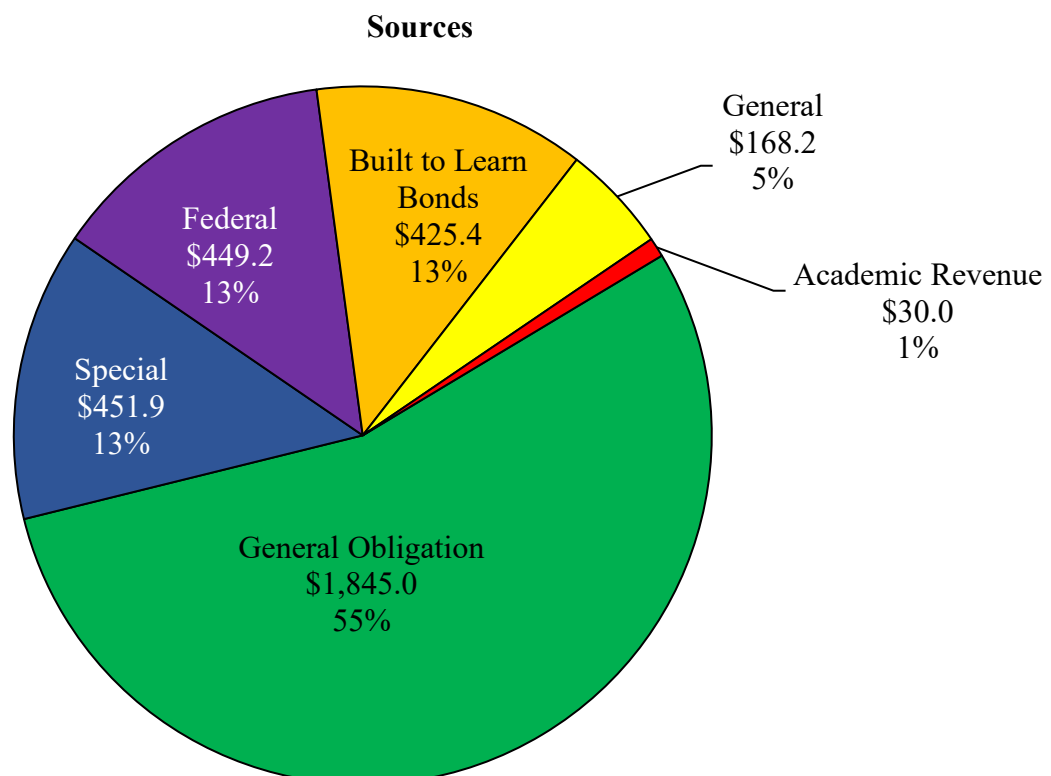
- Fiscal 2025 Capital Budget

Fiscal 2025 Capital Budget

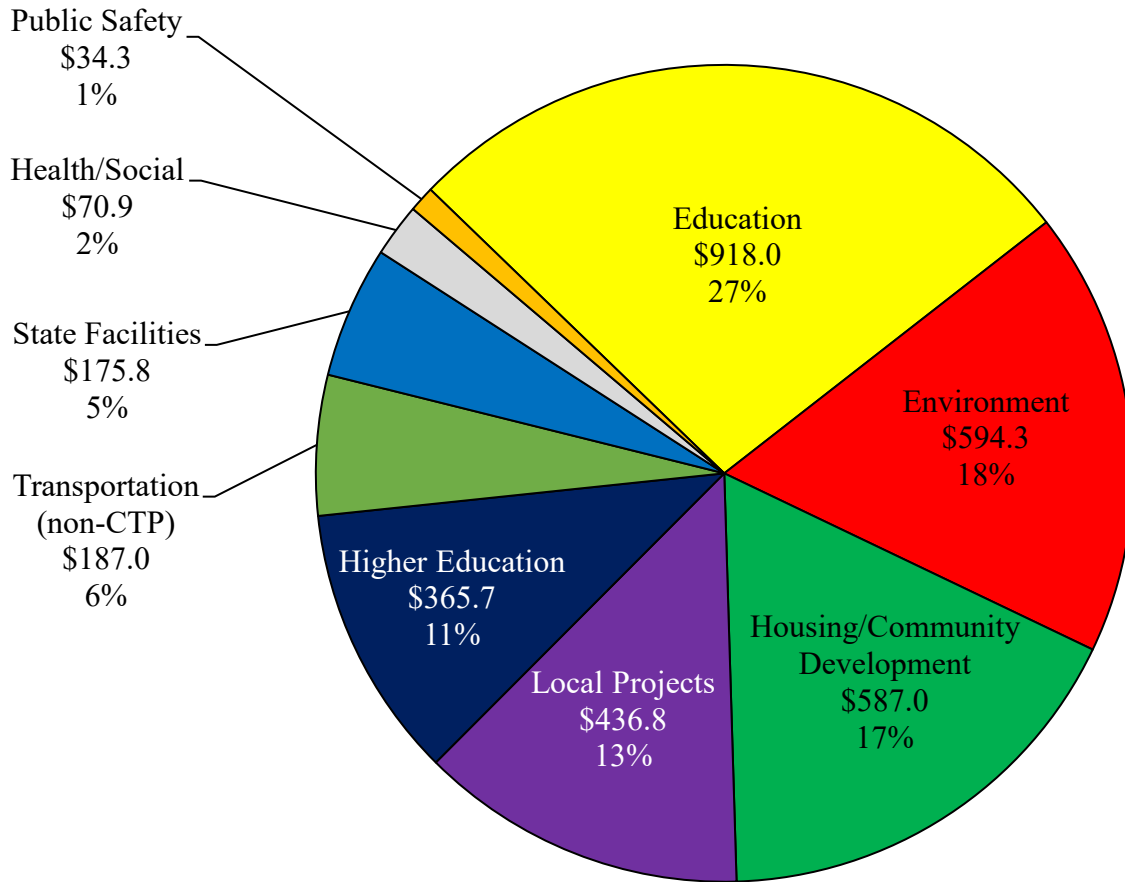
The General Assembly passed a fiscal 2025 capital program totaling \$6.189 billion, including \$2.819 billion for the transportation program through the *Consolidated Transportation Program* (CTP). Apart from the CTP, the program totals \$3.370 billion: \$1.845 billion is funded with general obligation (GO) bonds authorized in **Senate Bill 361 (Chapter 720)**, the Maryland Consolidated Capital Bond Loan (MCCBL) of 2024; \$1.069 billion is funded on a pay-as-you-go (PAYGO) basis in the operating budget comprised of \$168.2 million of general funds, \$451.9 million of special funds, and \$449.2 million of federal funds; \$425.4 million for school construction projects is funded with revenue bonds through the Built to Learn program; and \$30 million for University System of Maryland (USM) facilities is funded with Academic Revenue Bonds authorized in **Senate Bill 1120 (Chapter 721)**.

Exhibit 2.1 provides a summary of the capital program by sources and uses, and **Exhibit 2.2** provides a detailed list of capital projects and programs by function and fund source. The attached link to the Maryland General Assembly webpage provides a list of the *miscellaneous capital grants, including legislative bond initiative projects* funded in both the operating and capital budget bills of the 2024 session.

Exhibit 2.1
Fiscal 2025 Capital Program Sources and Uses
(\$ in Millions)



Uses



Source: Department of Legislative Services

Exhibit 2.2
Capital Program for the 2024 Session

<u>Budget Code</u>	<u>Project Title</u>	Bonds		Current Funds (PAYGO)			<u>Total Funds</u>
		<u>General Obligation</u>	<u>Revenue</u>	<u>General</u>	<u>Special</u>	<u>Federal</u>	
State Facilities							
D55P00A	MDVA: Crownsville Veterans Cemetery Expansion and Improvements Phase IV	\$1,112,000	\$0	\$0	\$0	\$0	\$1,112,000
D55P0602	MDVA: New State Veterans Home	0	0	0	0	47,881,000	47,881,000
DA0201A	MDOD: Access Maryland	1,912,000	0	0	0	0	1,912,000
DA03A	MSA: New Legislative Services Building	16,239,000	0	0	0	0	16,239,000
DE0201A	BPW: Construction Contingency Fund	2,500,000	0	0	0	0	2,500,000
DE0201B	BPW: Fuel Storage Tank System Replacement Program	1,000,000	0	0	0	0	1,000,000
DE0201C	BPW: William Donald Schaefer Tower Renovation	16,500,000	0	0	0	0	16,500,000
DE0201F	BPW: Parole Communications Tower	1,000,000	0	0	0	0	1,000,000
DE0201G	BPW: Louis L. Goldstein Treasury Building	500,000	0	0	0	0	500,000
DE0201H	BPW: Revolutionary War Memorial for Black Soldiers	250,000	0	0	0	0	250,000
DE0211D	BPW: New Supreme Court of Maryland Building	35,400,000	0	0	0	0	35,400,000

<u>Budget Code</u>	<u>Project Title</u>	<u>Bonds</u>		<u>Current Funds (PAYGO)</u>			<u>Total Funds</u>
		<u>General Obligation</u>	<u>Revenue</u>	<u>General</u>	<u>Special</u>	<u>Federal</u>	
DE0211E	BPW: Shillman Building Conversion	18,227,000	0	0	0	0	18,227,000
DH0104A	Military Department: Frederick Readiness Center Renovation and Expansion	4,364,000	0	0	0	5,147,000	9,511,000
DH0104B	Military Department: Glen Burnie Readiness Center Renovation and Expansion	398,000	0	0	0	511,000	909,000
FB04A	DoIT: MD FiRST	17,880,000	0	0	0	0	17,880,000
Y01A02C	DGS: Baltimore State Center Capital Planning and Demolition	0	0	5,000,000	0	0	5,000,000
<i>Subtotal</i>		<i>\$117,282,000</i>	<i>\$0</i>	<i>\$5,000,000</i>	<i>\$0</i>	<i>\$53,539,000</i>	<i>\$175,821,000</i>
Health/Social							
MA01A	MDH: Community Health Facilities Grant Program	\$12,624,000	\$0	\$0	\$0	\$0	\$12,624,000
MA01B	MDH: Demolish Decommissioned Buildings	404,000	0	0	0	0	404,000
MA01C	MDH: Federally Qualified Health Centers Grant Program	9,894,000	0	0	0	0	9,894,000
ML10A	MDH: Renovation of Clifton T. Perkins Hospital North Wing	16,051,000	0	0	0	0	16,051,000
RQ00A	UMMS: University of Maryland Shore Regional Health – New Easton Regional Medical Center	20,000,000	0	0	0	0	20,000,000

<u>Budget Code</u>	<u>Project Title</u>	Bonds		Current Funds (PAYGO)			<u>Total Funds</u>
		<u>General Obligation</u>	<u>Revenue</u>	<u>General</u>	<u>Special</u>	<u>Federal</u>	
RQ00B	UMMS: Capital Region Medical Center – Ella Medical Office Building	2,500,000	0	0	0	0	2,500,000
RQ00C	UMMS: Capital Region Medical Center – Food Medicine Program	125,000	0	0	0	0	125,000
VE01A	DJS: Maryland Youth Residence Center Renovation and Expansion	1,430,000	0	0	0	0	1,430,000
ZA01A	MHA: Kennedy Krieger Children’s Hospital Outpatient Center	1,250,000	0	0	0	0	1,250,000
ZA01B	MHA: Luminis Health Anne Arundel Medical Center Pediatric Emergency Department	1,400,000	0	0	0	0	1,400,000
ZA01C	MHA: Luminis Health Doctors Community Medical Center Emergency Department	1,400,000	0	0	0	0	1,400,000
ZA01D	MHA: Meritus Medical Center Emergency Department	889,000	0	0	0	0	889,000
ZA01E	MHA: Sheppard Pratt Health System Adolescent School and Residential Treatment Center	500,000	0	0	0	0	500,000
ZA01F	MHA: University of Maryland St.-Joseph Medical Center Outpatient Cardiovascular Center	1,400,000	0	0	0	0	1,400,000

<u>Budget Code</u>	<u>Project Title</u>	<u>Bonds</u>		<u>Current Funds (PAYGO)</u>			<u>Total Funds</u>
		<u>General Obligation</u>	<u>Revenue</u>	<u>General</u>	<u>Special</u>	<u>Federal</u>	
ZA01G	MHA: Howard County General Hospital	1,000,000	0	0	0	0	1,000,000
<i>Subtotal</i>		<i>\$70,867,000</i>	<i>\$0</i>	<i>\$0</i>	<i>\$0</i>	<i>\$0</i>	<i>\$70,867,000</i>
Environment							
KA05A	DNR: Community Parks and Playgrounds	\$5,000,000	\$0	\$0	\$0	\$0	\$5,000,000
KA05E110	DNR: Program Open Space – Local	0	0	0	32,146,589	0	32,146,589
KA05E111	DNR: Program Open Space – State	0	0	0	12,638,450	5,000,000	17,638,450
KA05E114	DNR: GreenSpace Equity Program	0	0	0	5,000,000	0	5,000,000
KA05E122	DNR: Rural Legacy Program	0	0	0	15,329,028	0	15,329,028
KA05E137	DNR: Natural Resources Development Fund	0	0	0	907,766	0	907,766
KA05E148	DNR: Ocean City Beach Replacement	0	0	0	2,000,000	0	2,000,000
KA05E149	DNR: Program Open Space Public Access Program	0	0	0	8,063,054	0	8,063,054
KA1401	DNR: Waterway Improvement Fund	0	0	0	21,500,000	2,500,000	24,000,000
KA1701A	DNR: Oyster Restoration Program	2,460,000	0	0	0	0	2,460,000
LA1111	MDA: Agricultural Land Preservation Program	0	0	0	36,493,015	0	36,493,015
LA15A	MDA: Maryland Agricultural Cost-Share Program	5,000,000	0	0	0	0	5,000,000

<u>Budget Code</u>	<u>Project Title</u>	<u>Bonds</u>		<u>Current Funds (PAYGO)</u>			<u>Total Funds</u>
		<u>General Obligation</u>	<u>Revenue</u>	<u>General</u>	<u>Special</u>	<u>Federal</u>	
UA0104A	MDE: Hazardous Substance Clean-up Program	0	0	1,000,000	0	0	1,000,000
UA0111A	MDE: Bay Restoration Fund Wastewater Program	0	0	0	60,000,000	0	60,000,000
UA0112A	MDE: Septic System Upgrade Program	0	0	0	15,000,000	0	15,000,000
UA01A	MDE: Comprehensive Flood Management Program	13,059,000	0	0	0	0	13,059,000
UA01B	MDE: Maryland Drinking Water Revolving Loan Fund	10,802,000	0	0	25,494,507	93,421,110	129,717,617
UA01C	MDE: Maryland Water Quality Revolving Loan Fund	14,937,000	0	0	109,125,543	79,827,000	203,889,543
UA01D	MDE: Supplemental Assistance Program	3,000,000	0	0	0	0	3,000,000
UA01E	MDE: Water Supply Financial Assistance Program	2,614,000	0	0	0	0	2,614,000
UB00A	MES: State Water and Sewer Infrastructure Improvement Program	570,000	0	0	11,386,000	0	11,956,000
Subtotal		\$57,442,000	\$0	\$1,000,000	\$355,083,952	\$180,748,110	\$594,274,062
Public Safety							
QB0101A	DPSCS: New Life Skills and Re-Entry Center for Women	\$4,025,000	\$0	\$0	\$0	\$0	\$4,025,000
QT04A	DPSCS: Baltimore Therapeutic Treatment Center	19,212,000	0	0	0	0	19,212,000

<u>Budget Code</u>	<u>Project Title</u>	<u>Bonds</u>		<u>Current Funds (PAYGO)</u>			<u>Total Funds</u>
		<u>General Obligation</u>	<u>Revenue</u>	<u>General</u>	<u>Special</u>	<u>Federal</u>	
WA01A	DSP: Barrack J Annapolis Communications Room and New Garage	113,000	0	0	0	0	113,000
WA01B	DSP: Barrack L Forestville New Barrack and Garage	3,890,000	0	0	0	0	3,890,000
WA01C	DSP: Barrack V Berlin New Barrack, Forensic Lab, and Garage	1,613,000	0	0	0	0	1,613,000
WA01D	DSP: Tactical Services Facility New Operations Building	3,527,000	0	0	0	0	3,527,000
ZB02A	DPSCS: New Montgomery County Detention Center	1,897,000	0	0	0	0	1,897,000
Subtotal		\$34,277,000	\$0	\$0	\$0	\$0	\$34,277,000
Education							
D25E032F	IAC: Built to Learn Fund	\$0	\$425,410,000	\$2,000,000	\$27,000,000	\$0	\$454,410,000
D25E03A	IAC: Aging Schools Program	6,109,000	0	0	0	0	6,109,000
D25E03B	IAC: Healthy School Facility Fund	90,000,000	0	0	0	0	90,000,000
D25E03C	IAC: Public School Construction Program	313,891,000	0	0	0	0	313,891,000
D25E03D	IAC: Senator James E. "Ed" DeGrange Nonpublic Aging Schools Program	3,500,000	0	0	0	0	3,500,000
D25E03E	IAC: Supplemental Capital Grant Program for Local School Systems	40,000,000	0	0	0	0	40,000,000

<u>Budget Code</u>	<u>Project Title</u>	<u>Bonds</u>		<u>Current Funds (PAYGO)</u>			<u>Total Funds</u>
		<u>General Obligation</u>	<u>Revenue</u>	<u>General</u>	<u>Special</u>	<u>Federal</u>	
RA11A	MSLA: Public Library Capital Grant Program	7,954,000	0	0	0	0	7,954,000
RE01A	MSD: New Student Residence	2,138,000	0	0	0	0	2,138,000
<i>Subtotal</i>		<i>\$463,592,000</i>	<i>\$425,410,000</i>	<i>\$2,000,000</i>	<i>\$27,000,000</i>	<i>\$0</i>	<i>\$918,002,000</i>
Higher Education							
RB21A	UMB: New Dental Ambulatory Surgery Center	\$1,638,000	\$0	\$0	\$0	\$0	\$1,638,000
RB21B	UMB: New Institute for Health Computing	3,000,000	0	0	0	0	3,000,000
RB21C	UMB: New School of Social Work Building	26,730,000	0	0	0	0	26,730,000
RB22A	UMCP: Campus Building Systems and Infrastructure Improvements	7,500,000	5,000,000	0	0	0	12,500,000
RB22B	UMCP: Graduate Student Housing Site Development	5,000,000	0	0	0	0	5,000,000
RB22C	UMCP: New Interdisciplinary Engineering Building – Zupnik Hall	71,420,000	0	0	0	0	71,420,000
RB22D	UMCP: SECU Stadium – Accessible Seating	1,000,000	0	0	0	0	1,000,000
RB23A	BSU: New Communications Arts and Humanities Building	8,983,000	0	0	0	0	8,983,000
RB23B	BSU: Deferred Maintenance	1,000,000	0	0	0	0	1,000,000
RB24A	TU: Smith Hall Renovation and Reconstruction	32,474,000	0	0	0	0	32,474,000

<u>Budget Code</u>	<u>Project Title</u>	<u>Bonds</u>		<u>Current Funds (PAYGO)</u>			<u>Total Funds</u>
		<u>General Obligation</u>	<u>Revenue</u>	<u>General</u>	<u>Special</u>	<u>Federal</u>	
RB25A	UMES: Campus Flood Mitigation	3,129,000	0	0	0	0	3,129,000
RB25B	UMES: New Agricultural Research Education Center	4,421,000	0	0	0	0	4,421,000
RB25C	UMES: Deferred Maintenance	1,000,000	0	0	0	0	1,000,000
RB27A	CSU: New Residence Hall	11,136,000	0	1,000,000	0	0	12,136,000
RB27B	CSU: Deferred Maintenance	1,000,000	0	0	0	0	1,000,000
RB29A	SU: Blackwell Hall Renovation	27,629,000	0	0	0	0	27,629,000
RB30A	UMGC: Adelphi Building Renovation	1,248,500	0	0	0	0	1,248,500
RB31A	UMBC: Sherman Hall Renovation	18,265,000	0	0	0	0	18,265,000
RB36A	USMO: Rita Colwell Center Deferred Maintenance	11,634,000	0	0	0	0	11,634,000
RB36RB	USMO: Capital Facilities Renewal	0	25,000,000	0	0	0	25,000,000
RC00A	BCCC: Deferred Maintenance	4,000,000	0	0	0	0	4,000,000
RC00B	BCCC: Nursing Building Renovation and Addition	1,289,000	0	0	0	0	1,289,000
RD00A	SMCM: Campus Infrastructure Improvements	2,100,000	0	0	0	0	2,100,000
RD00B	SMCM: Montgomery Hall Renovation	250,000	0	0	0	0	250,000
RI00A	MHEC: Community College Construction Grant Program	39,754,000	0	0	0	0	39,754,000

<u>Budget Code</u>	<u>Project Title</u>	<u>Bonds</u>		<u>Current Funds (PAYGO)</u>			<u>Total Funds</u>
		<u>General Obligation</u>	<u>Revenue</u>	<u>General</u>	<u>Special</u>	<u>Federal</u>	
RI00B	MHEC: Community College Facilities Renewal Grant Program	1,903,000	0	0	0	0	1,903,000
RM00A	MSU: Campus Expansion Phase I Lake Clifton High School Demolition	5,301,000	0	0	0	0	5,301,000
RM00B	MSU: Carter-Grant-Wilson Building Renovation	4,445,000	0	0	0	0	4,445,000
RM00C	MSU: Deferred Maintenance and Site Improvements	6,500,000	0	0	0	0	6,500,000
RM00D	MSU: New Science Center Phase II	22,994,000	0	0	0	0	22,994,000
ZA00R	MICUA: Johns Hopkins University Wyman Park Building Renovation	2,000,000	0	0	0	0	2,000,000
ZA00S	MICUA: Maryland Institute College of Art Main Building Renovation	2,000,000	0	0	0	0	2,000,000
ZA00T	MICUA: Mount St. Mary's University Coad Science Building	2,000,000	0	0	0	0	2,000,000
ZA00U	MICUA: Notre Dame of Maryland University Fourier Hall Renovation	2,000,000	0	0	0	0	2,000,000
Subtotal		\$334,743,500	\$30,000,000	\$1,000,000	\$0	\$0	\$365,743,500
Housing and Community Development							
D40W0111	MDP: Historic Preservation Loan Program	\$0	\$0	\$0	\$300,000	\$0	\$300,000
DB01A	HSMCC: Site Improvements	2,000,000	0	0	0	0	2,000,000

<u>Budget Code</u>	<u>Project Title</u>	<u>Bonds</u>		<u>Current Funds (PAYGO)</u>			<u>Total Funds</u>
		<u>General Obligation</u>	<u>Revenue</u>	<u>General</u>	<u>Special</u>	<u>Federal</u>	
DW0110A	MDP: African American Heritage Preservation Grant Program	5,000,000	0	0	0	0	5,000,000
DW0110B	MDP: Historic Preservation Grant Fund	600,000	0	0	0	0	600,000
DW400112	MDP: Historic Revitalization Tax Credits	0	0	22,000,000	0	0	22,000,000
SA211930	DHCD: Statewide Broadband Infrastructure Program	0	0	0	0	172,738,401	172,738,401
SA242348	DHCD: Downtown Partnership of Baltimore	0	0	9,000,000	0	0	9,000,000
SA242350	DHCD: Community Development Block Grant Program	0	0	0	0	12,000,000	12,000,000
SA24A	DHCD: Baltimore Regional Neighborhood Initiative	20,500,000	0	150,000	0	0	20,650,000
Section 21	DHCD: East Baltimore Neighborhood Initiative Fund	0	0	1,000,000	0	0	1,000,000
Section 21	DHCD: A Strong Foundation	0	0	50,000	0	0	50,000
SA24B	DHCD: Business Facade Improvement Program	5,000,000	0	0	0	0	5,000,000
SA24C	DHCD: Community Legacy Program	8,000,000	0	0	0	0	8,000,000
SA24D	DHCD: National Capital Strategic Economic Development Fund	19,000,000	0	0	0	0	19,000,000

<u>Budget Code</u>	<u>Project Title</u>	<u>Bonds</u>		<u>Current Funds (PAYGO)</u>			<u>Total Funds</u>
		<u>General Obligation</u>	<u>Revenue</u>	<u>General</u>	<u>Special</u>	<u>Federal</u>	
SA24E	DHCD: Neighborhood Business Development Program	10,000,000	0	0	2,200,000	16,114,000	28,314,000
SA24F	DHCD: Seed Community Development Anchor Institution Fund	10,000,000	0	0	0	0	10,000,000
SA24G	DHCD: Strategic Demolition Fund	30,000,000	0	30,000,000	0	0	60,000,000
SA2515	DHCD: Housing and Building Energy Programs	0	0	0	38,400,000	0	38,400,000
SA25A	DHCD: Appraisal Gap Program	10,000,000	0	0	0	0	10,000,000
SA25B	DHCD: Homeownership Programs	0	0	16,000,000	5,000,000	0	21,000,000
SA25C	DHCD: Partnership Rental Housing Program	6,000,000	0	0	0	0	6,000,000
SA25D	DHCD: Rental Housing Programs	44,938,300	0	43,061,700	19,500,000	9,000,000	116,500,000
SA25E	DHCD: Shelter and Transitional Housing Facilities Grant Program	3,000,000	0	0	0	0	3,000,000
SA25F	DHCD: Special Loan Programs	4,000,000	0	0	4,400,000	5,045,000	13,445,000
TG00A	Commerce: Maryland Arts Capital Grant Program	3,000,000	0	0	0	0	3,000,000
Subtotal		\$181,038,300	\$0	\$121,261,700	\$69,800,000	\$214,897,401	\$586,997,401
Local Projects							
ZA00	Miscellaneous Projects	\$368,804,200	\$0	\$37,957,000	\$0	\$0	\$406,761,200
ZA02	Local Senate Initiatives	15,000,000	0	0	0	0	15,000,000

<u>Budget Code</u>	<u>Project Title</u>	<u>Bonds</u>		<u>Current Funds (PAYGO)</u>			<u>Total Funds</u>
		<u>General Obligation</u>	<u>Revenue</u>	<u>General</u>	<u>Special</u>	<u>Federal</u>	
ZA03	Local House Initiatives	15,000,000	0	0	0	0	15,000,000
Subtotal		\$398,804,200	\$0	\$37,957,000	\$0	\$0	\$436,761,200
Transportation							
JA0105A	MDOT: Washington Metropolitan Transit Authority Upgrades	\$167,000,000	\$0	\$0	\$0	\$0	\$167,000,000
JD0002A	MDOT: Howard Street Tunnel	20,000,000	0	0	0	0	20,000,000
Subtotal		\$187,000,000	\$0	\$0	\$0	\$0	\$187,000,000
Current Year Total (Excluding MDOT CTP)		\$1,845,046,000	\$455,410,000	\$168,218,700	\$451,883,952	\$449,184,511	\$3,369,743,163
Transportation CTP		\$0	\$155,000,000	\$0	\$1,228,209,750	\$1,436,079,910	\$2,819,289,660
Current Year Total (Including MDOT CTP)		\$1,845,046,000	\$610,410,000	\$168,218,700	\$1,680,093,702	\$1,885,264,421	\$6,189,032,823
Deauthorizations							
Deauthorizations as Introduced		-\$42,830,000	\$0	\$0	\$0	\$0	-\$42,830,000
Additional Deauthorizations		-52,216,000	0	0	0	0	-52,216,000
Subtotal		-\$95,046,000	\$0	\$0	\$0	\$0	-\$95,046,000
Total Current Year Less Deauthorizations		\$1,750,000,000	\$610,410,000	\$168,218,700	\$1,680,093,702	\$1,885,264,421	\$6,093,986,823
Fiscal 2024 Deficiencies							
Section 19	IAC: School Construction Revolving Loan Fund	\$0	\$0	-\$20,000,000	\$0	\$0	-\$20,000,000
Section 19	UMB: New Institute for Health Computing	0	0	-2,000,000	0	0	-2,000,000
S00A2509	DHCD: Special Loan Programs	0	0	0	0	2,191,000	2,191,000

<u>Budget Code</u>	<u>Project Title</u>	<u>Bonds</u>		<u>Current Funds (PAYGO)</u>			<u>Total Funds</u>
		<u>General Obligation</u>	<u>Revenue</u>	<u>General</u>	<u>Special</u>	<u>Federal</u>	
S00A2508	DHCD: Homeownership Programs	0	0	0	1,000,000	0	1,000,000
Section 20	DHCD: Rental Housing Programs	0	0	22,000,000	0	10,600,000	32,600,000
Total Fiscal 2024 Deficiencies		\$0	\$0	\$0	\$1,000,000	\$12,791,000	\$13,791,000
Grand Total		\$1,845,046,000	\$610,410,000	\$168,218,700	\$1,681,093,702	\$1,898,055,421	\$6,202,823,823

BCCC: Baltimore City Community College
 BPW: Board of Public Works
 BSU: Bowie State University
 Commerce: Department of Commerce
 CSU: Coppin State University
 CTP: *Consolidated Transportation Program*
 DGS: Department of General Services
 DHCD: Department of Housing and Community Development
 DJS: Department of Juvenile Services
 DNR: Department of Natural Resources
 DoIT: Department of Information Technology
 DPSCS: Department of Public Safety and Correctional Services
 DSP: Department of State Police
 HSMCC: Historic St. Mary's City Commission
 IAC: Interagency Commission on School Construction
 MDA: Maryland Department of Agriculture
 MDE: Maryland Department of the Environment
 MDH: Maryland Department of Health
 MDOD: Maryland Department of Disabilities
 MDP: Maryland Department of Planning
 MDOT: Maryland Department of Transportation
 MDVA: Maryland Department of Veterans Affairs
 MES: Maryland Environmental Service
 MHA: Maryland Hospital Association
 MHEC: Maryland Higher Education Commission
 MICUA: Maryland Independent College and University Association

MSA: Maryland Stadium Authority
 MSD: Maryland School for the Deaf
 MSLA: Maryland State Library Agency
 MSU: Morgan State University
 PAYGO: pay-as-you-go
 SMCM: St. Mary's College of Maryland
 SU: Salisbury University
 TU: Towson University
 UMB: University of Maryland, Baltimore Campus
 UMBC: University of Maryland Baltimore County
 UMCP: University of Maryland, College Park Campus
 UMES: University of Maryland Eastern Shore
 UMGC: University of Maryland Global Campus
 UMMS: University of Maryland Medical System
 USMO: University System of Maryland Office

Capital Budget Outlook

The fiscal 2025 capital program passed by the General Assembly is consistent with the recommendations of the Spending Affordability Committee (SAC), which set a level of new GO bond authorizations for the 2024 session of \$1.75 billion. The authorization level is \$545 million higher than what was planned in the 2023 *Capital Improvement Program* to help relieve fiscal pressures on the General Fund by using bond funding in place of planned PAYGO general funds.

Excluding the transportation program, the fiscal 2025 capital program of \$3.370 billion is \$147 million above the amount originally introduced by the Governor. Expansion of the capital program includes:

- shifting \$111.062 million of GO bond authorizations from Department of Housing and Community Development (DHCD) programs to be fully replaced with general funds, including \$22 million of fiscal 2024 general fund deficiency appropriations. This frees up a like amount of GO bond authorizations that the General Assembly used for other capital purposes;
- adding \$52.2 million of deauthorizations that further increased the amount of bonds authorized in the 2024 session to \$1.845 billion;
- adding \$1.997 million of general fund PAYGO through Supplemental Budget No. 2, including an additional \$1.0 million for the Coppin State University New Residence Hall and \$997,000 for local project grants; and
- adding \$1.2 million for grants through DHCD via legislative additions in Section 21 of the operating budget bill.

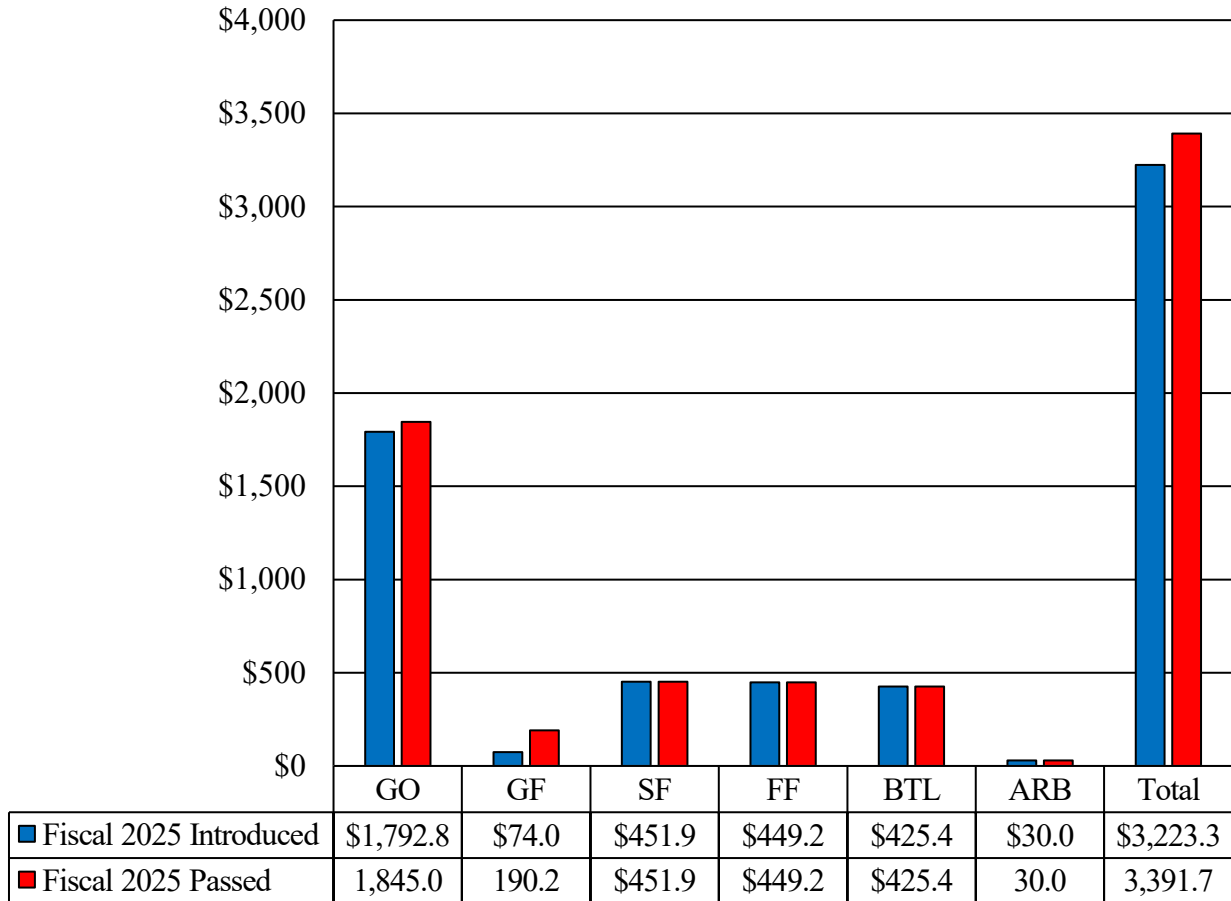
While the final budget includes some minor adjustments to several categories of spending, funding for local miscellaneous capital grants increased by \$146 million above the level originally introduced by the Governor. The four largest areas of investment include:

- ***Education:*** \$918 million for educational programs, including \$908 million for K-12 education. Notable investments are \$314 million for the traditional public school program; \$454 million for Built to Learn, including \$29 million to fund availability payments for the Prince George's County public-private partnership agreement; \$90 million for the Healthy Schools program, with 50% going to Baltimore City; and \$40 million for the Supplemental Program.
- ***Housing and Community Development:*** \$609 million for housing and community development programs, including:

- \$173 million of federal funds made available through the federal Infrastructure Investment and Jobs Act (IIJA) completing the \$267.7 million provided by the IIJA for this purpose;
- \$145 million to support rental housing programs, including \$10 million set aside to implement the Housing Innovation Pilot Program established by **House Bill 7 (Chapter 212)** and \$22 million of fiscal 2024 deficiency appropriations for the DHCD Rental Housing Program; and
- \$60 million for the Strategic Demolition Program (\$50 million set aside for Project CORE in Baltimore City).
- **Environment:** \$594 million for environmental programs and the development and maintenance of State and local parks throughout the State, including:
 - \$111 million of transfer tax revenues supporting State and local parks and wastewater and water treatment plant projects at State park facilities;
 - \$146 million of federal funds authorized through the IIJA in the Water Quality and Drinking Water revolving loan programs administered by the Maryland Department of the Environment; and
 - \$240 million of special fund revenues and another \$57 million of GO bond funds to support water quality and drinking water programs and the health of the Chesapeake Bay.
- **Higher Education:** \$366 million for higher education, including:
 - \$270 million for USM campuses;
 - \$58 million for the State’s historically Black colleges and universities, including \$39 million for Morgan State University;
 - \$47 million for community college projects, including support with facilities renewal projects at all campuses across the State; and
 - \$8 million for private colleges.

Exhibit 2.3 and **Exhibit 2.4** illustrate the budget as introduced compared to the budget as passed by fund source and major funding category, excluding the \$2.819 billion for the transportation program provided through the CTP. **Exhibit 2.5** lists the deauthorizations included in **Senate Bill 361 (Chapter 720)**.

Exhibit 2.3
Proposed and Authorized 2024 Session Capital Program by Fund Source
 (\$ in Millions)

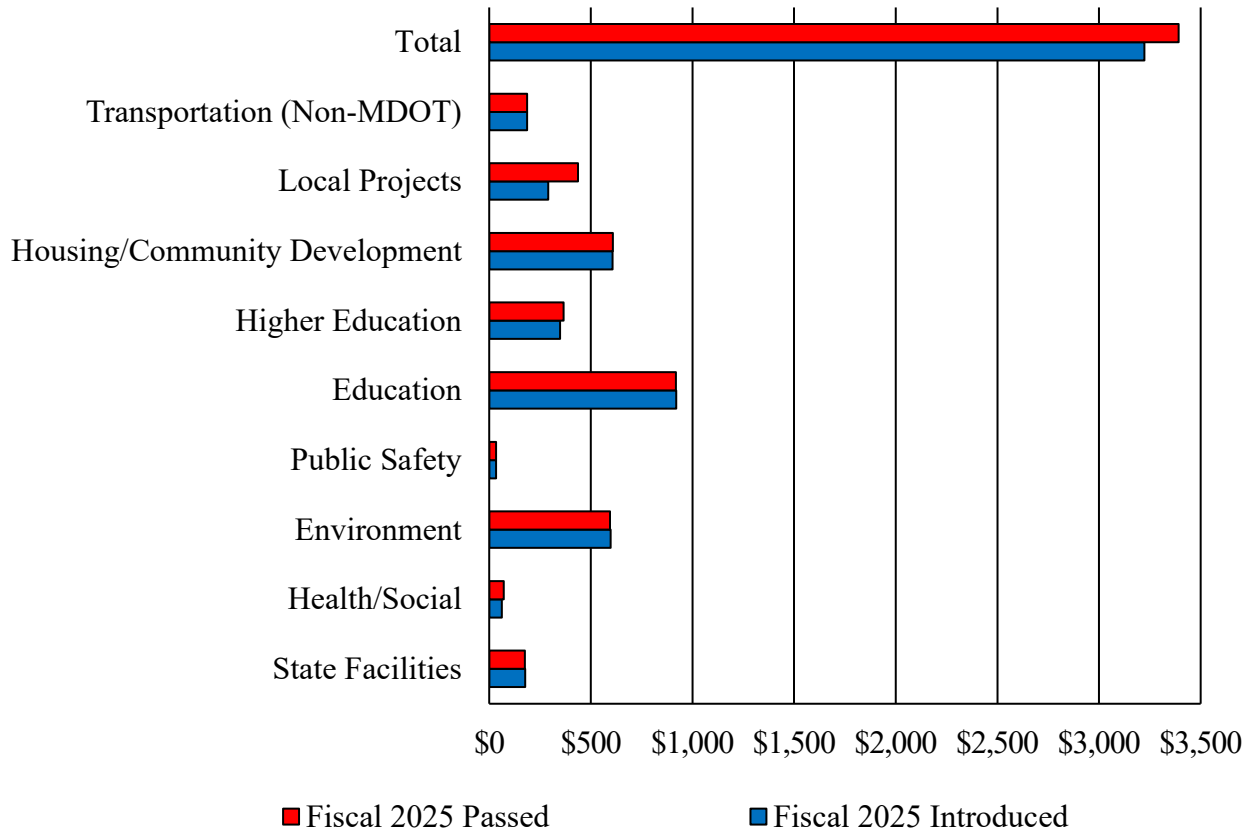


ARB: Academic Revenue Bond
 BTL: Built to Learn Bonds
 FF: federal fund
 GF: general fund
 GO: general obligation
 SF: special fund

Note: Figures include \$22 million of fiscal 2024 general fund deficiency appropriations for the Department of Housing and Community Development Rental Housing Program. Figures exclude funds for transportation provided through the Consolidated Transportation Program.

Source: Department of Legislative Services

Exhibit 2.4
Proposed and Authorized 2024 Session Capital Program by Uses
 (\$ in Millions)



MDOT: Maryland Department of Transportation

Note: Figures include \$22 million of fiscal 2024 general fund deficiency appropriations for the Department of Housing and Community Development Rental Housing Program. Figures exclude funds for transportation provided through the *Consolidated Transportation Program*.

Source: Department of Legislative Services

Exhibit 2.5
Deauthorizations Included in Senate Bill 361

<u>Chapter</u>	<u>Agency</u>	<u>Project Title</u>	<u>Allowance GO</u>	<u>Final</u>
Deauthorizations as Introduced				
Ch 495 of 2015	DMIL	Freedom Readiness Center	-\$354,907	-\$354,907
Ch 9 of 2018	DMIL	Freedom Readiness Center	-1,458,697	-1,458,697
Ch 9 of 2018	Local Jails	Montgomery Pre-Release Center	-463,523	-463,523
Ch 14 of 2019	DMIL	Freedom Readiness Center	-2,505,834	-2,505,834
Ch 14 of 2019	Local Jails	Calvert County Detention Center	-249,000	-249,000
Ch 14 of 2019	Local Jails	Queen Anne's County Detention Center	-678,000	-678,000
Ch 537 of 2020	MEMA	Headquarters Renovation and Expansion	-392,416	-392,416
Ch 537 of 2020	DPSCS	Division of Correction Jessup Region Security	-921,000	-921,000
Ch 537 of 2020	Local Jails	Queen Anne's County Detention Center	-4,852,000	-4,852,000
Ch 63 of 2021, as amended by Ch 344 of 2022	DJS	Cheltenham Youth Treatment Center	-6,920,232	-6,920,232
Ch 344 of 2022	DJS	Cheltenham Youth Detention Center – Addition for Females	-1,623,000	-1,623,000
Ch 344 of 2022	MHA	Luminis Health Anne Arundel Medical Center	-600,000	-600,000
Ch 102 of 2023	MDEM	Headquarters	-7,954,000	-7,954,000
Ch 102 of 2023	TU	New College of Health Professions Building	-1,950,391	-1,950,391
Ch 102 of 2023	MSU	Jenkins Demolition	-1,037,000	-1,037,000
Ch 102 of 2023	Local Jails	Queen Anne's County Detention Center	-10,870,000	-10,870,000
Subtotal			-\$42,830,000	-\$42,830,000
Additional Deauthorizations				
Ch 14 of 2019	MISC	Prince George's County Amphitheatre at Central Park	\$0	-\$250,000
Ch 14 of 2019	MHA	Peninsula Regional Medical Center	0	-800,000

<u>Chapter</u>	<u>Agency</u>	<u>Project Title</u>	<u>Allowance GO</u>	<u>Final</u>
Ch 537 of 2020, as amended by Ch 63 of 2021 and Ch 344 of 2022	MISC	Prince George’s County Amphitheatre at Central Park	0	-5,000,000
Ch 537 of 2020, as amended by Ch 63 of 2021 and Ch 344 of 2022	MHA	Johns Hopkins Hospital Residential Crisis Treatment Center	0	-691,000
Ch 63 of 2021	MISC	Prince George’s County Amphitheatre at Central Park	0	-11,000,000
Ch 63 of 2021	MISC	Blue Line Corridor Infrastructure	0	-8,900,000
Ch 344 of 2022	MISC	Boys and Girls Clubs of Metropolitan Baltimore	0	-450,000
Ch 344 of 2022	MISC	East Baltimore Neighborhood Development Fund	0	-500,000
Ch 344 of 2022	MISC	Blue Line Corridor Infrastructure	0	-20,000,000
Ch 344 of 2022	MISC	Prince George’s County Amphitheatre at Central Park	0	-4,000,000
Ch 344 of 2022	MISC	East Baltimore Neighborhood Development Fund	0	-500,000
Ch 102 of 2023	MISC	Washington County Athletic Recreational Community Center	0	-125,000
<i>Subtotal</i>			<i>\$0</i>	<i>-\$52,216,000</i>
Total Deauthorizations			-\$42,830,000	-\$95,046,000

DJS: Department of Juvenile Services
 DMIL: Military Department
 DPSCS: Department of Public Safety and Correctional Services
 GO: general obligation
 MDEM: Maryland Department of Emergency Management

MEMA: Maryland Emergency Management Agency
 MHA: Maryland Hospital Association
 MISC: miscellaneous
 MSU: Morgan State University
 TU: Towson University

Source: Department of Legislative Services

GO Bond Preauthorizations

The MCCBL of 2024 includes \$549 million of GO bond authorizations that will not take effect until fiscal 2026, \$206.7 million that will not take effect until fiscal 2027, \$86.3 million that will not take effect until fiscal 2028, and another \$25.1 million that will not take effect until fiscal 2029. Of the \$549 million preauthorized for fiscal 2026, \$487 million either continues funding for existing State construction contracts or allows projects expected to be contracted during fiscal 2025 to proceed without the full amount of the construction authorization provided in the fiscal 2025 budget. The remaining \$62 million expresses the General Assembly's support of State and local projects. **Exhibit 2.6** shows the preauthorizations for fiscal 2026 through 2029 included in the MCCBL of 2024.

Exhibit 2.6
Preauthorizations Included in Senate Bill 361

<u>Agency</u>	<u>Project Title</u>	<u>2025 Session</u>	<u>2026 Session</u>	<u>2027 Session</u>	<u>2028 Session</u>
BPW	William Donald Schaefer Tower Renovation	\$32,728,000	\$32,728,000	\$24,546,000	
BPW	Judiciary New Supreme Court of Maryland Building	71,779,000	23,926,000		
BPW	Judiciary Washington County District Court Renovation and Expansion	2,627,000			
DMIL	Military Frederick Readiness Center Renovation and Expansion	2,678,000			
DNR	Natural Resources Development Fund	1,839,000			
MDH	Demolish Decommissioned Buildings	1,541,000			
MDH	Renovation of Clifton T. Perkins Hospital North Wing	14,809,000			
DPSCS	High Temperature Distribution and Perimeter Security Improvements	5,798,000			
UMB	New Dental Ambulatory Surgery Center	862,000			
UMB	New School of Social Work Building	37,089,000	41,665,000		

<u>Agency</u>	<u>Project Title</u>	<u>2025 Session</u>	<u>2026 Session</u>	<u>2027 Session</u>	<u>2028 Session</u>
UMB	Central Electric Substation and Electrical Infrastructure Upgrades			1,523,000	
UMCP	Graduate Student Housing Site Development	4,600,000			
UMCP	New Interdisciplinary Engineering Building – Zupnik Hall	52,200,000	1,412,000		
BSU	New Academic Commons and Library	5,989,000			
TU	Smith Hall Renovation and Reconstruction	70,509,000	15,128,000		
SU	Blackwell Hall Renovation	26,306,000	5,442,000		
UMBC	Sherman Hall Renovation	26,701,000	2,087,000		
UMBC	New Student Services Building	5,903,000			
USMO	Rita Colwell Center Deferred Maintenance	5,099,000			
MHEC	Community College Construction Grant Program	25,608,000	3,851,000		
MSU	Campus Expansion Phase I Lake Clifton High School Demolition	4,171,000			
MSU	Carter-Grant-Wilson Building Renovation	17,182,000	11,455,000		
MSU	New Science Center Phase II	60,252,000	60,252,000	60,252,000	\$25,105,000
DSP	Barrack L Forestville New Barrack and Garage	10,748,000	1,791,000		
MISC	Catholic Charities – Intergenerational Center	2,000,000			
MISC	Pikesville Armory	5,000,000			
MISC	Luminis Health Doctors Community Medical Center – New Obstetrical Care Tower	10,000,000			
MISC	Baltimore Symphony Orchestra	2,500,000	1,000,000		
MISC	Olney Boys and Girls Club – Performance Sports Center	1,000,000			
MISC	Bowie Mill Bike Trail	2,100,000			
MISC	B & O Railroad Museum	3,000,000	3,000,000		
MISC	Shady Grove Medical Center	3,000,000			
MISC	MedStar Southern Maryland Hospital	3,000,000			

<u>Agency</u>	<u>Project Title</u>	<u>2025 Session</u>	<u>2026 Session</u>	<u>2027 Session</u>	<u>2028 Session</u>
MISC	Wolfsville Volunteer Fire Department	500,000			
MISC	White's Ferry Project	1,500,000			
MISC	Don Bosco Cristo Rey High School	1,000,000			
MISC	Principio Rail Spur	1,500,000			
MISC	Maryland Center for History and Culture	2,500,000			
MISC	Inner Harbor Promenade	8,000,000			
MISC	Rosecroft Raceway Economic Revitalization	3,100,000			
MISC	Franklin Square Hospital	1,000,000			
MISC	Viva White Oak	6,000,000			
MISC	Frederick Youth Center	162,000			
MISC	Westport Capital Development – Kloman Street Relocation	2,000,000	2,000,000		
MISC	Westminster Fiber Network Construction Project	1,000,000	1,000,000		
MISC	Southern Streams Health and Wellness Center	2,100,000			
	Total Preauthorizations	\$548,980,000	\$206,737,000	\$86,321,000	\$25,105,000

BPW: Board of Public Works
 BSU: Bowie State University
 DMIL: Military Department
 DNR: Department of Natural Resources
 DPSCS: Department of Public Safety and Correctional Services
 DSP: Department of State Police
 MDH: Maryland Department of Health
 MHEC: Maryland Higher Education Commission
 MISC: miscellaneous
 MSU: Morgan State University
 SU: Salisbury University
 TU: Towson University
 UMB: University of Maryland, Baltimore Campus
 UMBC: University of Maryland Baltimore County
 UMCP: University of Maryland, College Park Campus
 USMO: University System of Maryland Office

Source: Department of Legislative Services

Additional Actions

Senate Bill 966 (Chapter 722) includes amendments to prior authorizations that, among other changes, extend matching fund deadlines, extend deadlines for expending or encumbering funds, alter the purposes for which funds may be used, modify certification requirements, rename grant recipients, and alter project locations. The Act also includes amendments to prior authorizations that establish new grant purposes. As shown in **Exhibit 2.7**, a total of \$16.6 million was reprogrammed establishing 21 new grants.

Exhibit 2.7 New Capital Grants Established in Senate Bill 966 (\$ in Millions)

<u>Old Project</u>	<u>New Project</u>	<u>Amount</u>
Carroll County Turf Field	Manchester Valley Turf Field	\$200,000
Guide Right Facility	Diamond Foundation of Prince George's County Property	550,000
Old Town Bowie Historical Properties	Diamond Foundation of Prince George's County Property	500,000
MD Rural Development Corp.	Greensboro Library	110,000
MD Rural Development Corp.	Goldsboro Town Hall and Train Station	190,000
Kennedy Kreiger Institute – Gompers Building	CARE Community Resource Center	35,000
Kennedy Kreiger Institute – Gompers Building	Inspire Plan Implementation	85,000
Kennedy Kreiger Institute – Gompers Building	LEXGo Super Center	40,000
Kennedy Kreiger Institute – Gompers Building	Durham Street Initiative	40,000
Philemion Ministry's Step Up House	CareHaus Facility	100,000
The Johns Hopkins House Whites Hall Acquisition	Whitehall	243,000
Northern Community Actions Center	Old Diner Site – Acquisition and Restoration	550,000
Northern Community Actions Center	WOODBOURNE Avenue Four Corners Project	300,000
Maryland University of Integrative Health	New Cultural Center	1,000,000

<u>Old Project</u>	<u>New Project</u>	<u>Amount</u>
Maryland University of Integrative Health	Lake Kittamaquundi Lakefront Improvement	750,000
Maryland University of Integrative Health	iHomes	750,000
Maryland University of Integrative Health	Brookeville	350,000
Inner Harbor Promenade	Rash Field	8,000,000
Waldorf Urban Park and Amphitheatre	Charles County Sports and Wellness Center	1,000,000
Pioma Recovery Residence	Boys and Girls Club of Southern Marland	700,000
New Carrollton Skate Park	Hanko Building	250,000
Prince George's Indoor Sports Facility	College Park Academy for Gymnasium and Recreational Facilities	900,000
Total Reprogrammed Funds for New Projects		\$16,643,000

Source: Department of Legislative Services

Chapter 3. Impact of Legislation on State Revenues and Expenditures

- Legislation Affecting State Revenues
- Totals by Fund Type/Summary of Quantifiable Revenue Effects
- Legislation Affecting State Expenditures
- Quantifiable Expenditures by Agency
- Totals by Fund Type/Summary of Quantifiable Expenditure Effects
- Quantifiable Regular Positions Needed by Agency
- Quantifiable Contractual Positions Needed by Agency

Legislation Affecting State Revenues

	<u>Fund</u>	<u>FY 2025</u>	<u>FY 2026</u>	<u>FY 2027</u>	<u>FY 2028</u>	<u>FY 2029</u>	<u>Comments</u>
SB 1	Electricity and Gas – Retail Supply – Regulation and Consumer Protection (Ch. 537)						
	SF	\$528,368	\$672,653	\$701,506	\$731,264	\$762,396	People’s Counsel – Public Utility Regulation Fund. SF expenditures increase correspondingly.
	SF	\$1,158,133	\$1,154,577	\$1,204,335	\$1,255,461	\$1,308,950	Public Service Commission – Public Utility Regulation Fund. SF expenditures increase correspondingly.
SB 32/HB 120	Economic Development – Maryland Agricultural and Resource-Based Industry Development Corporation – Loans (Ch. 573/Ch. 574)						
	NB	increase	increase	increase	increase	increase	Potential loan repayment revenues. NB expenditures increase correspondingly.
SB 42/HB 113	Vehicle Laws – Horse Riding – Helmet Requirement for Minors (Ch. 466/Ch. 467)						
	FF	decrease	decrease	decrease	decrease	decrease	Potential Medicaid matching revenues. FF expenditures decrease correspondingly.
SB 72/HB 147	Tobacco Tax Stamp Refunds – Loss Due to Theft (Ch. 896/Ch. 895)						
	GF	decrease	decrease	decrease	decrease	decrease	Tobacco tax revenues beginning in FY 2024.
SB 108/HB 646	Income Tax – Subtraction Modification – Police Auxiliary and Reserve Volunteers (Ch. 16/Ch. 15)						
	GF	(\$21,000)	(\$21,000)	(\$21,000)	(\$21,000)	(\$21,000)	
SB 117/HB 96	Health – Newborn Screening Program – Implementation of Testing (Ch. 178/Ch. 177)						
	FF	\$0	increase	increase	increase	increase	Potential significant Medicaid matching revenues. FF expenditures increase correspondingly.
	SF	\$0	increase	increase	increase	increase	Potential significant fee revenues. SF expenditures increase correspondingly.
SB 130/HB 5	Criminal Law – Indecent Exposure Within the Presence of a Minor (Ch. 859/Ch. 858)						
	GF	increase	increase	increase	increase	increase	Minimal fine revenues.

Legislation Affecting State Revenues (Continued)

	<u>Fund</u>	<u>FY 2025</u>	<u>FY 2026</u>	<u>FY 2027</u>	<u>FY 2028</u>	<u>FY 2029</u>	<u>Comments</u>
SB 134	Office of the Correctional Ombudsman – Establishment and Funding (Ch. 836)						
	FF	increase	increase	increase	increase	increase	Potential grant revenues. FF expenditures increase correspondingly.
SB 178/HB 22	Agriculture – Pollinator Habitat Plan – Requirements for State Highway Administration (Ch. 552/Ch. 553)						
	FF	increase	increase	increase	increase	increase	Potential federal grant revenues.
SB 194	State Procurement – Preferred Provider Requirements – Waiver (Ch. 578)						
	NB	decrease	decrease	decrease	decrease	decrease	Potential significant sales revenues.
SB 196/HB 1465	Soil Conservation Districts – Small Ponds – Plan Review Fees (Ch. 523/Ch. 524)						
	SF	decrease	decrease	decrease	decrease	decrease	Potential fee revenues.
SB 216	Workers’ Compensation – Failure to Insure – Penalties (Ch. 78)						
	SF	increase	increase	increase	increase	increase	Potential significant penalty revenues.
SB 221/HB 146	Health Occupations Boards – Reciprocal Licensure and Certification (Ch. 33/Ch. 32)						
	SF	indeterminate	indeterminate	indeterminate	indeterminate	indeterminate	Potential fee revenues.
SB 229/HB 67	Insurance – Penalties – Unauthorized Insurers, Insurance Producers, and Public Adjusters (Ch. 120/Ch. 119)						
	GF	increase	increase	increase	increase	increase	Minimal penalty revenues.
SB 260/HB 123	Division of Parole and Probation – Criteria for Earned Compliance Credit – Exception for Supervision Fees (Ch. 98/Ch. 97)						
	GF	decrease	decrease	decrease	decrease	decrease	Potential fee revenues.
SB 267/HB 230	Motor Vehicle Administration and Local Health Departments – Death Certificates – Issuance of Copies (Ch. 407/Ch. 406)						
	GF	increase	increase	increase	increase	increase	Minimal fee revenues.
SB 286/HB 154	Homeowners’ and Homestead Property Tax Credits – Application Filing Deadline – Extension (Ch. 973/Ch. 972)						
	SF	decrease	decrease	decrease	decrease	decrease	Property tax revenues.
SB 287/HB 172	Department of State Police – Professional Occupations – Application Process (Ch. 738/Ch. 737)						
	GF	decrease	decrease	decrease	decrease	decrease	Minimal fee revenues.

Legislation Affecting State Revenues (Continued)

	<u>Fund</u>	<u>FY 2025</u>	<u>FY 2026</u>	<u>FY 2027</u>	<u>FY 2028</u>	<u>FY 2029</u>	<u>Comments</u>
SB 325/HB 1	Maryland Paint Stewardship (Ch. 588/Ch. 587)						
	SF	\$0	\$70,212	\$64,307	increase	increase	Minimal fee revenues (in out-years). SF expenditures increase correspondingly.
SB 362	Budget Reconciliation and Financing Act of 2024 (Ch. 717)						
	GF	\$87,000,000	\$13,500,000	\$13,500,000	\$13,500,000	\$0	All/Multiple. All revenues assumed in FY 2025 budget.
	GF	\$11,175,047	(\$76,550,805)	(\$76,981,020)	(\$992,140)	(\$1,456,747)	Comptroller. GF expenditures partially correspond. GF revenues also increase by \$154,250,000 in fiscal 2024. All revenues assumed in the FY 2025 budget.
	GF	\$20,663,841	\$20,803,778	\$20,946,349	\$21,091,332	\$21,251,473	Lottery Agency. GF revenues also increase by \$1,690,991 in FY 2024. FY 2024 and 2025 amounts assumed in FY 2025 budget.
	GF	\$166,080,873	\$0	\$0	\$0	\$0	Reserve Fund. GF revenues also increase by \$313,474,476 million in FY 2024. All revenues assumed in FY 2025 budget.
	SF	(\$48,400,000)	(\$21,340,000)	(\$18,840,000)	(\$18,840,000)	(\$5,248,000)	All/Multiple. SF revenues also decrease by \$2,250,000 in FY 2024. \$21.4 million reduction assumed in FY 2025 budget. SF expenditures partially correspond in FY 2025. Existing mandated distribution decreases beginning in FY 2025.
	SF	\$91,297,724	\$154,339,554	\$152,048,128	\$73,332,928	\$71,061,853	Education. SF revenues also increase by \$40.0 million in FY 2024. SF expenditures partially correspond beginning in FY 2028.
	SF	\$18,222,940	\$18,222,940	\$18,222,940	\$18,222,940	\$18,222,940	Maryland Trauma Physician Services Fund. Duplicative of impact for SB 1092/HB 1439.

Legislation Affecting State Revenues (Continued)

<u>Fund</u>	<u>FY 2025</u>	<u>FY 2026</u>	<u>FY 2027</u>	<u>FY 2028</u>	<u>FY 2029</u>	<u>Comments</u>
SF	\$45,557,350	\$45,557,350	\$45,557,350	\$45,557,350	\$45,557,350	Maryland Emergency Medical System Operations Fund. Duplicative of impact for SB 1092/HB 1439.
SF	(\$2,294,000)	(\$500,000)	(\$500,000)	(\$500,000)	(\$500,000)	Fisheries Research and Development Fund and Mel Noland Woodland Incentives and Fellowship Fund. SF expenditures partially correspond. \$1,794,000 reduction assumed in FY 2025 budget (contingent).
SF	\$224,874,064	\$259,938,121	\$314,341,737	\$316,522,057	\$319,804,739	Transportation Trust Fund.
SF	\$41,001,615	\$41,001,615	\$41,001,615	\$41,001,615	\$41,001,615	R Adams Cowley Shock Trauma Center. Duplicative of impact for SB 1092/HB 1439.
SF	(\$50,000,000)	\$0	\$0	\$0	\$0	Reserve Fund. SF revenues also decrease by \$120.0 million in FY 2024. Existing mandated distribution decreases in FY 2024 and 2025. FY 2025 budget accounts for the revenue adjustments.
GF	decrease	decrease	decrease	decrease	decrease	Judiciary. Minimal decrease in fine revenues. Duplicative of impact for SB 1092/HB 1439.
SB 370/HB 428	Community Schools – Rental Assistance for Community School Families Program and Fund – Establishment (Ch. 210/Ch. 211)					
SF	\$6,295,795	\$11,727,727	\$11,727,727	\$11,727,727	\$11,727,727	SF expenditures increase correspondingly.
SB 394	Catalytic Revitalization Project Tax Credit – Alterations (Ch. 159)					
GF	(\$2,672,000)	(\$2,564,000)	(\$1,068,000)	(\$80,000)	indeterminate	Potential personal income tax revenues in FY 2029.
SB 418	Seed Community Development Anchor Institution Fund – Alterations (Ch. 157)					
HE	indeterminate	indeterminate	indeterminate	indeterminate	indeterminate	Potential reallocation of grant funding. HE expenditures correspond.
SF	indeterminate	indeterminate	indeterminate	indeterminate	indeterminate	Potential reallocation of grant funding. SF expenditures correspond.

Legislation Affecting State Revenues (Continued)

	<u>Fund</u>	<u>FY 2025</u>	<u>FY 2026</u>	<u>FY 2027</u>	<u>FY 2028</u>	<u>FY 2029</u>	<u>Comments</u>
SB 430	Community Health and Safety Works Grant Program and Fund – Establishment (Ch. 221)						
	SF	\$10,000,000	\$10,000,000	\$10,000,000	\$10,000,000	\$10,000,000	SF expenditures increase correspondingly.
SB 439	Family Law – Victims of Domestic Violence Program – Certification and Grant Fund (Ch. 767)						
	SF	\$5,000,000	\$5,000,000	\$5,000,000	\$5,000,000	\$5,000,000	SF expenditures increase correspondingly.
SB 440/HB 447	Income Tax Credit – Venison Donation (Ch. 769/Ch. 770)						
	GF	(\$175,000)	(\$175,000)	(\$175,000)	(\$175,000)	(\$175,000)	
SB 442/HB 601	Street Racing and Exhibition Driving – Prohibited Acts, Enforcement, and Penalties (Ch. 570/Ch. 569)						
	GF	increase	increase	increase	increase	increase	Minimal fine revenues.
SB 453/HB 576	Mental Health – Assisted Outpatient Treatment Programs (Ch. 704/Ch. 703)						
	FF	\$0	increase	increase	increase	increase	Potential Medicaid matching revenues in FY 2026 through 2030. FF expenditures increase correspondingly.
SB 457/HB 410	Maryland Technology Development Corporation – Equitech Growth Fund – Alterations (Ch. 515/Ch. 514)						
	HE	decrease	decrease	decrease	decrease	decrease	Potential financial assistance revenues.
	SF	decrease	decrease	decrease	decrease	decrease	All/Multiple agencies. Potential financial assistance revenues.
	SF	(\$551,000)	(\$561,000)	(\$571,000)	(\$581,000)	(\$591,000)	TEDCO. Potential decrease in loan repayment revenues beginning in FY 2026 (in addition to amounts shown). SF expenditures decrease correspondingly.
SB 473/HB 582	Economic Development – Entrepreneurial Innovation Programs – Establishment (Pava LaPere Legacy of Innovation Act of 2024) (Ch. 711/Ch. 710)						
	NB	\$850,000	\$850,000	\$850,000	\$0	\$0	NB expenditures increase correspondingly.

Legislation Affecting State Revenues (Continued)

<u>Fund</u>	<u>FY 2025</u>	<u>FY 2026</u>	<u>FY 2027</u>	<u>FY 2028</u>	<u>FY 2029</u>	<u>Comments</u>
SB 474	Certificate of Public Convenience and Necessity and Related Approvals – Definition of Generating Station (Critical Infrastructure Streamlining Act of 2024) (Ch. 411)					
GF	\$0	(\$2,315,000)	(\$7,948,000)	(\$8,967,000)	(\$9,863,000)	Mandated distribution beginning as early as FY 2026.
SF	\$0	\$2,315,000	\$7,948,000	\$8,967,000	\$9,863,000	Strategic Energy Investment Fund.
SF	increase	increase	increase	increase	increase	Environment – Maryland Clean Air Fund. Potential fee revenues.
SB 475/HB 583	Center for Firearm Violence Prevention and Intervention – Establishment (Ch. 707/Ch. 706)					
FF	increase	increase	increase	increase	increase	Potential federal grant revenues. FF expenditures increase correspondingly.
SB 476/HB 584	Workers’ Compensation – Occupational Disease Presumptions – First Responders (Caring for Public Employees in the Safety Professions – CAPES Act) (Ch. 14/Ch. 13)					
NB	increase	increase	increase	increase	increase	Potential significant premium revenues. NB expenditures increase correspondingly.
SB 482	Governor’s Office for Children – Engaging Neighborhoods, Organizations, Unions, Governments, and Households (ENOUGH) Grant Program (ENOUGH Act of 2024) (Ch. 408)					
SF	\$10,000,000	\$15,000,000	\$0	\$0	\$0	Assumed in FY 2025 budget.
SB 485/HB 571	Family and Medical Leave Insurance Program – Modifications (Ch. 266/Ch. 267)					
GF	\$0	increase	increase	increase	increase	Minimal fine revenues.
SF	(\$915,500,000)	(\$457,750,000)	increase	increase	increase	Fee and assessment revenues beginning in FY 2026 (in addition to amount shown and in out-years).
SB 507/HB 562	Special Chesapeake Bay and Coastal Sport Fishing License – Nonresidents – License Fee (Ch. 594/Ch. 593)					
SF	\$359,463	\$460,850	\$460,850	\$460,850	\$460,850	
SB 508/HB 497	Hunting – Nonresident Sika Deer Stamp – Fee Alteration (Ch. 591/Ch. 592)					
FF	\$0	\$996,480	\$996,480	\$996,480	\$996,480	
SF	\$332,160	\$332,160	\$332,160	\$332,160	\$332,160	

Legislation Affecting State Revenues (Continued)

	<u>Fund</u>	<u>FY 2025</u>	<u>FY 2026</u>	<u>FY 2027</u>	<u>FY 2028</u>	<u>FY 2029</u>	<u>Comments</u>
SB 517/HB 624	Next Generation Scholars of Maryland Program – Program Administrator – Alterations (Ch. 196/Ch. 197)						
	SF	\$0	(\$5,000,000)	(\$5,000,000)	(\$5,000,000)	(\$5,000,000)	Education – Next Generation Scholars of Maryland Program Fund. SF expenditures decrease correspondingly.
	SF	\$0	\$5,000,000	\$5,000,000	\$5,000,000	\$5,000,000	Higher Education Commission – Next Generation Scholars of Maryland Program Fund. SF expenditures increase correspondingly.
SB 527/HB 367	Community Colleges – Contraception – Access Requirements (Ch. 338/Ch. 337)						
	HE	increase	increase	increase	increase	increase	Potential fee revenues.
SB 533/HB 715	Fishing and Hunting Licenses and Trout Stamps – Complimentary Licenses and Stamp Exemption – Veterans Determined to Be Unemployable (Ch. 489/Ch. 490)						
	SF	decrease	decrease	decrease	decrease	decrease	Fee revenues.
SB 536/HB 680	Environment – Nuclear Power Plants – Emergency Preparedness (Radiation and Emergency Preparedness and Protection Act) (Ch. 645/Ch. 644)						
	SF	\$600,000	\$600,000	\$600,000	\$600,000	\$600,000	SF expenditures increase correspondingly.
SB 559/HB 710	Business Regulation – Household Goods Movers – Special Fund and Fees (Ch. 566/Ch. 565)						
	GF	decrease	decrease	decrease	decrease	decrease	Fee revenues. GF expenditures decrease correspondingly.
	SF	increase	increase	increase	increase	increase	Fee revenues. SF expenditures increase correspondingly.
SB 567/HB 539	Public Institutions of Higher Education – Student Withdrawal Policy – Reimbursement of Tuition and Fees (Cameron Carden Act of 2024) (Ch. 300/Ch. 299)						
	HE	decrease	decrease	decrease	decrease	decrease	Potential significant tuition and fees refund revenues.

Legislation Affecting State Revenues (Continued)

	<u>Fund</u>	<u>FY 2025</u>	<u>FY 2026</u>	<u>FY 2027</u>	<u>FY 2028</u>	<u>FY 2029</u>	<u>Comments</u>
SB 570/HB 397	Public Utilities – Thermal Energy Network Systems – Authorization and Establishment (Working for Accessible Renewable Maryland Thermal Heat (WARMTH) Act) (Ch. 563/Ch. 564)						
	SF	\$367,728	\$703,398	\$712,167	\$721,186	\$730,620	SF expenditures increase correspondingly.
SB 571/HB 603	Consumer Protection – Online Products and Services – Data of Children (Maryland Kids Code)(Ch. 460/Ch. 461)						
	GF	increase	increase	increase	increase	increase	Potential fine revenues.
SB 574/HB 557	Sales and Use Tax Exemption – Aircraft Parts and Equipment – Repeal of Reporting Requirement and Extension of Sunset (Ch. 958/Ch. 957)						
	GF	\$0	decrease	decrease	decrease	decrease	Sales tax revenues.
	SF	\$0	decrease	decrease	decrease	decrease	Sales tax revenues.
SB 580	Sales and Use Tax – Nonprofit Organizations Maintaining Memorials – Exemption (Ch. 791)						
	GF	(\$429)	(\$427)	(\$425)	(\$425)	(\$425)	
	SF	(\$55)	(\$57)	(\$58)	(\$58)	(\$58)	
SB 592/HB 336	Maryland Achieving a Better Life Experience (ABLE) Program – Materials for One-year Individualized Education Program, Individualized Family Service Plan, and 504 Plan Meetings (Ch. 173/Ch. 172)						
	GF	decrease	decrease	decrease	decrease	decrease	Potential income tax revenues.
	NB	increase	increase	increase	increase	increase	Potential fee revenues.
SB 594/HB 986	Maryland Medical Assistance Program – Coverage for the Treatment of Obesity – Required Study (Ch. 778/Ch. 777)						
	FF	\$125,000	\$0	\$0	\$0	\$0	FF expenditures increase correspondingly.
SB 597/HB 773	Human Services – Individuals With Disabilities and Service-Disabled Veterans Boating Fund (Ch. 194/Ch. 193)						
	SF	\$47,018	\$52,895	\$55,303	\$57,755	\$60,321	Potential receipt of appropriated general funds for grant expenditures (in addition to amounts shown). SF expenditures increase correspondingly.
SB 614/HB 865	Maryland Medical Assistance Program and Health Insurance – Coverage for Prostheses (So Every Body Can Move Act) (Ch. 823/Ch. 822)						
	FF	\$843,750	\$1,738,125	\$1,790,269	\$1,843,977	\$1,899,296	FF expenditures increase correspondingly.
	SF	increase	\$0	\$0	\$0	\$0	Minimal fee revenues.

Legislation Affecting State Revenues (Continued)

	<u>Fund</u>	<u>FY 2025</u>	<u>FY 2026</u>	<u>FY 2027</u>	<u>FY 2028</u>	<u>FY 2029</u>	<u>Comments</u>
SB 616/HB 688	Maryland Historical Trust – Historical and Cultural Museum Assistance Program – Funding (Ch. 493/Ch. 494)						
	SF	\$0	\$5,000,000	\$5,000,000	\$5,000,000	\$5,000,000	SF expenditures increase correspondingly.
SB 653/HB 1101	Standing – Environmental and Natural Resources Protection Proceedings (Clean Water Justice Act of 2024) (Ch. 536/Ch. 535)						
	SF	increase	increase	increase	increase	increase	Potential penalty revenues.
SB 675/HB 452	Individual Tax Preparers – Code of Ethics, Notification of Actions, Enforcement, and Penalties (Stop Scam Tax Preparers Act) (Ch. 732/Ch. 731)						
	SF	increase	increase	increase	increase	increase	Minimal fine revenues.
SB 680	State Government – Attorney General – Determinations and Settlements (Ch. 137)						
	GF	increase	increase	increase	increase	increase	Potential significant damages.
SB 683/HB 561	Tree Expert Licenses – Application and Renewal Fee Alterations and Insurance Requirements (Ch. 510/Ch. 511)						
	SF	increase	increase	increase	increase	increase	Minimal fee revenues.
SB 684/HB 1074	Health Insurance – Mental Health and Substance Use Disorder Benefits – Sunset Repeal and Modification of Reporting Requirements (Ch. 233/Ch. 234)						
	SF	increase	\$0	increase	\$0	increase	Minimal fee and penalty revenues.
SB 774/HB 1065	Public Safety – Maryland Entertainment District Security Grant Program (Ch. 747/Ch. 746)						
	SF	\$0	\$1,000,000	\$1,000,000	\$1,000,000	\$1,000,000	SF expenditures increase correspondingly.
SB 778/HB 1339	Health Insurance – Hearing Aids for Adults – Coverage (Ch. 952/Ch. 951)						
	SF	increase	\$0	\$0	\$0	\$0	Minimal fee revenues.
SB 783	Public Utilities – Solar Energy Systems and Programs, Maryland Strategic Energy Investment Fund, and Prevailing Wage (Brighter Tomorrow Act) (Ch. 595)						
	SF	decrease	decrease	decrease	decrease	decrease	Strategic Energy Investment Fund. Potential fee revenues. Special fund expenditures partially correspond.
	SF	\$515,894	\$256,594	\$261,192	\$265,923	\$270,872	Public Utility Regulation Fund. Special fund expenditures increase correspondingly.

Legislation Affecting State Revenues (Continued)

	<u>Fund</u>	<u>FY 2025</u>	<u>FY 2026</u>	<u>FY 2027</u>	<u>FY 2028</u>	<u>FY 2029</u>	<u>Comments</u>
	SF	decrease	decrease	decrease	decrease	decrease	Annuity Bond Fund. Potential property tax revenues.
SB 791/HB 932	Health Insurance – Utilization Review – Revisions (Ch. 848/Ch. 847)						
	SF	increase	\$0	\$0	\$0	\$0	Minimal fee revenues.
SB 797/HB 903	Education – Access to Attorneys, Advocates, and Consultants for Special Education Program and Fund – Established (Ch. 170/Ch. 171)						
	SF	\$1,000,000	\$1,000,000	\$1,000,000	\$1,000,000	\$1,000,000	SF expenditures increase correspondingly.
SB 816	Economic Development – Cyber Maryland Fund and Program – Alterations (Ch. 509)						
	SF	\$0	decrease	decrease	decrease	decrease	Potential program funding. SF expenditures decrease correspondingly.
SB 822	Income Tax – Subtraction Modification – State Law Enforcement Officers (Ch. 908)						
	GF	(\$203,000)	(\$203,000)	(\$203,000)	(\$203,000)	(\$203,000)	
SB 843/HB 669	Workers’ Compensation – Benefits – Hearing Loss (Ch. 283/Ch. 282)						
	NB	increase	increase	increase	increase	increase	Potential premium revenues. NB expenditures increase correspondingly.
SB 891/HB 1199	Transportation – MobilityLink Paratransit Service Improvements – Study (Ch. 647/Ch. 646)						
	HE	\$0	\$448,986	\$0	\$0	\$0	
SB 897/HB 1064	Income Tax Subtraction Modification – Death Benefits – Law Enforcement Officers and Fire Fighters (Ch. 417/Ch. 416)						
	GF	decrease	decrease	decrease	decrease	decrease	Minimal personal income tax revenues beginning in FY 2024.
SB 937/HB 1157	Grow Your Own Educators Grant Program – Established (Ch. 227/Ch. 228)						
	HE	increase	increase	increase	increase	increase	Potential grant revenues for tuition and fees. HE expenditures increase correspondingly.
SB 943	Vehicle Laws – Bus Lane Obstruction – Monitoring Systems Expansion and Workgroup (Better Bus Service Act of 2024) (Ch. 751)						
	GF	increase	increase	increase	increase	increase	Minimal fine revenues.

Legislation Affecting State Revenues (Continued)

	<u>Fund</u>	<u>FY 2025</u>	<u>FY 2026</u>	<u>FY 2027</u>	<u>FY 2028</u>	<u>FY 2029</u>	<u>Comments</u>
SB 959/HB 1256	Electricity – Tariffs, Distributed Energy Resources, and Electric Distribution System Support Services (Distributed Renewable Integration and Vehicle Electrification (DRIVE) Act) (Ch. 475/Ch. 476)						
	SF	increase	increase	increase	increase	increase	People’s Counsel – Public Utility Regulation Fund. Potential assessment revenues. SF expenditures increase correspondingly.
	SF	\$410,628	\$441,740	\$450,002	\$458,491	\$217,373	Public Service Commission – Public Utility Regulation Fund. SF expenditures increase correspondingly.
SB 960	Maryland Clean Energy Center – Climate Technology Founder’s Fund (Ch. 474)						
	NB	\$1,200,000	\$1,200,000	\$1,200,000	\$1,200,000	increase	Potential discretionary appropriations beyond FY 2028. Potential investment returns as early as FY 2026 (in addition to amounts shown). NB expenditures increase correspondingly.
	SF	increase	increase	increase	increase	increase	Potential discretionary appropriations. SF expenditures increase correspondingly.
SB 969/HB 1165	Watershed, Stream, and Floodplain Restoration – Chesapeake and Atlantic Coastal Bays Restoration and Stream and Floodplain Restoration Funding (Whole Watershed Act) (Ch. 559/Ch. 558)						
	SF	increase	increase	increase	increase	increase	Potential discretionary fund transfers to Natural Resources beginning in FY 2025. SF expenditures increase correspondingly.
SB 974/HB 933	Behavioral Health Crisis Response Services – 9-8-8 Trust Fund Fees (Ch. 781/Ch. 780)						
	GF	\$1,324,610	\$1,660,512	\$1,666,750	\$836,771	\$840,377	GF expenditures increase correspondingly. (Reflects maximum allowable administrative cost recovery from fee revenues for Comptroller. Actual revenues may be less particularly in out-years.)

Legislation Affecting State Revenues (Continued)

	<u>Fund</u>	<u>FY 2025</u>	<u>FY 2026</u>	<u>FY 2027</u>	<u>FY 2028</u>	<u>FY 2029</u>	<u>Comments</u>
	SF	\$20,752,229	\$26,014,689	\$26,112,417	\$27,055,585	\$27,172,200	Potential fee revenues (in addition to amounts shown). SF expenditures partially correspond.
SB 1028/HB 1168	Human Remains – Alkaline Hydrolysis and Natural Organic Reduction (Green Death Care Options Act) (Ch. 599/Ch. 600)						
	SF	increase	increase	increase	increase	increase	Office of Cemetery Oversight. Potential fee revenues.
	SF	increase	increase	increase	increase	increase	State Board of Morticians and Funeral Directors. Potential fee revenues.
SB 1041	Alcoholic Beverages – Breweries, Wineries, and Distilleries – Direct Delivery (Ch. 918)						
	GF	increase	increase	increase	increase	increase	Minimal fee revenues.
SB 1056	Cigarettes, Other Tobacco Products, and Electronic Smoking Devices – Revisions (Tobacco Retail Modernization Act of 2024) (Ch. 462)						
	GF	\$24,000	\$32,000	\$32,000	\$32,000	\$32,000	
	SF	\$1,187,588	\$1,583,450	\$1,583,450	\$1,583,450	\$1,583,450	SF expenditures increase correspondingly.
SB 1074/HB 991	Agriculture – Food Processing Residuals Utilization Permit – Establishment (Ch. 532/Ch. 531)						
	GF	increase	increase	increase	increase	increase	Agriculture. Potential penalty revenues.
	GF	increase	increase	increase	increase	increase	State Treasurer. Interest revenues.
	SF	\$481,733	\$333,005	\$347,344	\$362,607	\$378,048	SF expenditures increase correspondingly.
SB 1092/HB 1439	Emergency Services – Funding (Ch. 719/Ch. 718)						
	GF	decrease	decrease	decrease	decrease	decrease	Minimal fine revenues.
	SF	\$18,222,940	\$18,222,940	\$18,222,940	\$18,222,940	\$18,222,940	Maryland Trauma Physician Services Fund.
	SF	\$45,557,350	\$45,557,350	\$45,557,350	\$45,557,350	\$45,557,350	Maryland Emergency Medical System Operations Fund.
	SF	\$41,001,615	\$41,001,615	\$41,001,615	\$41,001,615	\$41,001,615	R Adams Cowley Shock Trauma Center.
SB 1105/HB 845	Income Tax – Individual Income Tax Credit Eligibility Awareness Campaign (Ch. 726/Ch. 725)						
	GF	\$0	decrease	decrease	decrease	decrease	Potential personal income tax revenues.

Legislation Affecting State Revenues (Continued)

	<u>Fund</u>	<u>FY 2025</u>	<u>FY 2026</u>	<u>FY 2027</u>	<u>FY 2028</u>	<u>FY 2029</u>	<u>Comments</u>
SB 1120	University System of Maryland – Academic Facilities Bonding Authority (Ch. 721)						
	BOND	\$30,000,000	\$0	\$0	\$0	\$0	Assumed in FY 2025 capital budget. Bond expenditures increase correspondingly.
SB 1142/HB 451	Tax Assistance for Low-Income Marylanders – Funding (Ch. 804/Ch. 727)						
	GF	(\$500,000)	(\$500,000)	(\$500,000)	(\$500,000)	(\$500,000)	Mandated distribution beginning in FY 2025. FY 2025 budget assumes \$250,000 distribution from Unclaimed Property Fund to Tax Clinics for Low-Income Marylanders Fund (and corresponding foregone GF revenues).
	HE	\$333,333	\$333,333	\$333,333	\$333,333	\$333,333	HE expenditures increase correspondingly.
	SF	\$500,000	\$500,000	\$500,000	\$500,000	\$500,000	\$250,000 assumed in FY 2025 budget. SF expenditures increase correspondingly.
SB 1188/HB 1526	Maryland Protecting Opportunities and Regional Trade (PORT) Act (Ch. 3/Ch. 2)						
	NB	decrease	decrease	decrease	decrease	decrease	Unemployment Insurance Trust Fund. Unemployment taxes.
	NB	increase	increase	increase	increase	increase	Transportation Authority. Potential bond revenues. NB capital expenditures increase correspondingly.
	SF	increase	\$0	\$0	\$0	\$0	Commerce. Potential fund transfers from Rainy Day Fund in FY 2024 and/or 2025; SF expenditures may partially or fully correspond.
	SF	increase	increase	increase	increase	increase	Higher Education Comm. – Fallen Transportation Workers Scholarship Fund. Potential receipt of discretionary GF appropriations. SF expenditures increase correspondingly.
	SF	increase	\$0	\$0	\$0	\$0	Labor. SF revenues increase by \$60.0 million in FY 2024 (added to FY 2024 budget via budget amendment)

Legislation Affecting State Revenues (Continued)

	<u>Fund</u>	<u>FY 2025</u>	<u>FY 2026</u>	<u>FY 2027</u>	<u>FY 2028</u>	<u>FY 2029</u>	<u>Comments</u>
							due to transfer of funds from Rainy Day Fund; SF expenditures increase correspondingly. Potential additional fund transfers in FY 2024 and/or 2025; SF expenditures may partially or fully correspond.
HB 1/SB 325	See entry for SB 325.						
HB 5/SB 130	See entry for SB 130.						
HB 7	Housing Innovation Pilot Program and Housing Innovation Fund – Establishment (Housing Innovation Pilot Program Act of 2024) (Ch. 212)						
	SF	\$10,000,000	\$5,000,000	\$5,000,000	\$5,000,000	\$5,000,000	SF expenditures increase correspondingly.
HB 16	Tax Sales – Homeowner Protection Program – Funding (Ch. 856)						
	SF	increase	increase	increase	increase	increase	Potential donation revenues.
HB 22/SB 178	See entry for SB 178.						
HB 67/SB 229	See entry for SB 229.						
HB 96/SB 117	See entry for SB 117.						
HB 105	Drunk Driving Offenses – Expungement and the Ignition Interlock System Program (Ch. 715)						
	SF	\$279,893	\$373,190	\$373,190	\$373,190	\$373,190	
HB 113/SB 42	See entry for SB 42.						
HB 119	Public Health – Giving Infants a Future Without Transmission (GIFT) Act (Ch. 752)						
	FF	\$667,665	\$916,926	\$944,434	\$972,767	\$1,001,950	FF expenditures increase correspondingly.
HB 120/SB 32	See entry for SB 32.						
HB 123/SB 260	See entry for SB 260.						

Legislation Affecting State Revenues (Continued)

	<u>Fund</u>	<u>FY 2025</u>	<u>FY 2026</u>	<u>FY 2027</u>	<u>FY 2028</u>	<u>FY 2029</u>	<u>Comments</u>
HB 127	Public Health – Nonoccupational Postexposure Prophylaxis (nPEP) Standing Order Program – Establishment (Ch. 753)						
	FF	indeterminate	indeterminate	indeterminate	indeterminate	indeterminate	Potential Medicaid matching revenues. FF expenditures correspond.
HB 146/SB 221	See entry for SB 221.						
HB 147/SB 72	See entry for SB 72.						
HB 154/SB 286	See entry for SB 286.						
HB 172/SB 287	See entry for SB 287.						
HB 230/SB 267	See entry for SB 267.						
HB 253	Cannabis Reform – Alterations (Ch. 241)						
	GF	\$1,462,384	\$2,236,739	\$2,932,243	\$3,481,040	\$4,072,112	GF revenues also increase by \$180,000 in FY 2024.
	SF	(\$28,592,743)	(\$29,367,098)	(\$30,062,602)	(\$30,611,399)	(\$31,202,471)	Comptroller. Reflects diversion of interest earnings from Community Reinvestment and Repair Fund to GF (SF revenues also decrease by \$180,000 in FY 2024 due to diversion of interest earnings) and transfer of Cannabis Regulation and Enforcement Fund (CREF) to Cannabis Administration (SF revenues also decrease by \$5,898,652 in FY 2024 due to transfer of CREF to Cannabis Administration). SF expenditures decrease correspondingly.
	SF	\$27,130,359	\$27,130,359	\$27,130,359	\$27,130,359	\$27,130,359	Cannabis Administration – Cannabis Regulation and Enforcement Fund (CREF). SF revenues also increase by \$5,898,652 in FY 2024. Reflects transfer of CREF from the Comptroller to Cannabis Administration. SF expenditures increase correspondingly.

Legislation Affecting State Revenues (Continued)

	<u>Fund</u>	<u>FY 2025</u>	<u>FY 2026</u>	<u>FY 2027</u>	<u>FY 2028</u>	<u>FY 2029</u>	<u>Comments</u>
HB 261	Unemployment Insurance – Benefits – Election Judges (Ch. 617)						
	NB	increase	increase	increase	increase	increase	Minimal unemployment reimbursement and tax revenues.
HB 328	Hospitals – Financial Assistance Policies – Revisions (Ch. 959)						
	FF	indeterminate	indeterminate	indeterminate	indeterminate	indeterminate	Potential Medicaid matching revenues. FF expenditures increase correspondingly.
HB 333	Election Law – Election Disinformation and Improper Influence Related to Voting (Ch. 126)						
	SF	increase	increase	increase	increase	increase	Potential fine revenues.
HB 336/SB 592	See entry for SB 592.						
HB 343	Environment – Dredged Material – Containment, Redeposit, and Oversight (Ch. 807)						
	GF/SF	increase	increase	increase	increase	increase	Potential significant fee revenues. GF/SF expenditures increase correspondingly.
	NB	increase	increase	increase	increase	increase	Potential significant service payment revenues. NB expenditures increase correspondingly.
HB 367/SB 527	See entry for SB 527.						
HB 397/SB 570	See entry for SB 570.						
HB 410/SB 457	See entry for SB 457.						
HB 428/SB 370	See entry for SB 370.						
HB 447/SB 440	See entry for SB 440.						
HB 451/SB 1142	See entry for SB 1142,						
HB 452/SB 675	See entry for SB 675.						
HB 454	Disclosure of Tax Information – Tax Compliance Activity and Binding Data Use Agreements (Ch. 728)						
	GF/SF	increase	increase	increase	increase	increase	Potential tax compliance revenues.

Legislation Affecting State Revenues (Continued)

	<u>Fund</u>	<u>FY 2025</u>	<u>FY 2026</u>	<u>FY 2027</u>	<u>FY 2028</u>	<u>FY 2029</u>	<u>Comments</u>
HB 465	Workplace Fraud and Prevailing Wage – Violations – Civil Penalty and Referrals (Ch. 309)						
	GF	increase	increase	increase	increase	increase	Comptroller. Potential income tax revenues.
	GF	increase	increase	increase	increase	increase	Labor. Minimal fine revenues.
HB 490	Income Tax – Subtraction Modification for Donations to Diaper Banks and Other Charitable Entities – Sunset Extension (Ch. 784)						
	GF	(\$250,000)	(\$250,000)	(\$250,000)	\$0	\$0	
HB 497/SB 508	See entry for SB 508.						
HB 499	Health Occupations – Private Dental Offices – Infection Control (Ch. 905)						
	SF	increase	increase	increase	increase	increase	Minimal fee revenues.
HB 513	Motor Vehicles – Work Zone Speed Control Systems – Revisions (Maryland Road Worker Protection Act of 2024) (Ch. 17)						
	GF	increase	increase	increase	increase	increase	Potential fine revenues beginning in FY 2024.
	SF	\$2,268,123	\$2,492,556	\$2,156,022	\$1,835,987	\$1,531,536	State Police. SF revenues also increase by an indeterminate amount in FY 2024 from fines.
	SF	\$13,570,601	\$14,417,870	\$13,425,154	\$12,482,402	\$11,587,204	State Highway Administration. SF revenues also increase by an indeterminate amount in FY 2024 from fines.
HB 531	Correctional Services – Parole Supervision Fees and Drug and Alcohol Abuse Test Payment – Repeal (Ch. 928)						
	GF	(\$53,931)	(\$71,908)	(\$71,908)	(\$71,908)	(\$71,908)	Public Safety and Correctional Services.
	GF	decrease	decrease	decrease	decrease	decrease	Budget and Management. Potential significant fee revenues.
	SF	decrease	decrease	decrease	decrease	decrease	Central Collection Unit fee revenues. SF expenditures decrease correspondingly.
HB 539/SB 567	See entry for SB 567.						
HB 557/SB 574	See entry for SB 574.						
HB 561/SB 683	See entry for SB 683.						

Legislation Affecting State Revenues (Continued)

	<u>Fund</u>	<u>FY 2025</u>	<u>FY 2026</u>	<u>FY 2027</u>	<u>FY 2028</u>	<u>FY 2029</u>	<u>Comments</u>
HB 562/SB 507	See entry for SB 507.						
HB 571/SB 485	See entry for SB 485.						
HB 575	Criminal Procedure – Victim Compensation – Alterations (Victim Compensation Reform Act of 2024) (Ch. 705)						
	FF	\$0	\$0	\$0	increase	increase	Matching grant revenues. FF expenditures increase correspondingly.
	SF	\$0	\$975,585	\$890,127	\$926,346	\$964,217	SF expenditures increase correspondingly.
HB 576/SB 453	See entry for SB 453.						
HB 582/SB 473	See entry for SB 473.						
HB 583/SB 475	See entry for SB 475.						
HB 584/SB 476	See entry for SB 476.						
HB 599	Maryland Community Investment Corporation – Establishment (Housing and Community Development Financing Act of 2024) (Ch. 123)						
	NB	\$0	increase	increase	increase	increase	Significant tax credit auction revenues and investment returns. NB expenditures partially correspond.
HB 601/SB 442	See entry for SB 442.						
HB 603/SB 571	See entry for SB 571.						
HB 613	Natural Resources – Recreational Catching of Oysters or Clams – Requirements (Ch. 518)						
	SF	increase	increase	increase	increase	increase	Potential significant fee revenues.
HB 624/SB 517	See entry for SB 517.						
HB 646/SB 108	See entry for SB 108.						
HB 647	Property and Casualty Insurance – Pet Insurance – Regulation (Ch. 740)						
	SF	increase	\$0	\$0	\$0	\$0	Minimal fee revenues.

Legislation Affecting State Revenues (Continued)

	<u>Fund</u>	<u>FY 2025</u>	<u>FY 2026</u>	<u>FY 2027</u>	<u>FY 2028</u>	<u>FY 2029</u>	<u>Comments</u>
HB 669/SB 843	See entry for SB 843.						
HB 680/SB 536	See entry for SB 536.						
HB 688/SB 616	See entry for SB 616.						
HB 693	Renters' Rights and Stabilization Act of 2024 (Ch. 124)						
	SF	\$7,126,874	\$9,502,499	\$9,502,499	\$9,502,499	\$9,502,499	Statewide Rental Assistance Voucher Program and Rental Assistance Community Schools Families Fund. Maryland Legal Services Corporation.
	SF	\$6,168,527	\$8,224,703	\$8,224,703	\$8,224,703	\$8,224,703	
HB 710/SB 559	See entry for SB 559.						
HB 715/SB 533	See entry for SB 533.						
HB 764	State Lottery Fund – Bus Rapid Transit Fund Distribution and Prince George’s County Blue Line Corridor Facility Fund – Alterations (Ch. 483)						
	GF	(\$8,792,838)	\$0	\$0	\$0	\$0	Mandated distribution is altered beginning in FY 2025.
	NB	\$8,792,838	\$0	\$0	\$0	\$0	NB expenditures increase correspondingly.
HB 773/SB 597	See entry for SB 597.						
HB 833	Parents in Substance Use Disorder Treatment – Children in Need of Assistance and Treatment Facilities (Ch. 371)						
	FF	increase	increase	increase	increase	increase	Potential Medicaid matching revenues. FF expenditures increase correspondingly.
HB 845/SB 1105	See entry for SB 1105.						
HB 864	Energy Efficiency and Conservation Plans (Ch. 539)						
	SF	\$0	\$0	increase	increase	increase	Significant surcharge revenues. SF expenditures generally correspond.

Legislation Affecting State Revenues (Continued)

	<u>Fund</u>	<u>FY 2025</u>	<u>FY 2026</u>	<u>FY 2027</u>	<u>FY 2028</u>	<u>FY 2029</u>	<u>Comments</u>
HB 865/SB 614	See entry for SB 614.						
HB 903/SB 797	See entry for SB 797.						
HB 932/SB 791	See entry for SB 791.						
HB 933/SB 974	See entry for SB 974.						
HB 947	Civil Actions – Public Nuisances – Firearm Industry Members (Gun Industry Accountability Act of 2024) (Ch. 714)						
	GF	increase	increase	increase	increase	increase	Potential compensatory and punitive damages.
HB 986/SB 594	See entry for SB 594.						
HB 991/SB 1074	See entry for SB 1074.						
HB 1032	Highways – Tourist Area and Corridor Signage Program (Ch. 458)						
	SF	\$86,397	\$103,594	\$108,192	\$112,923	\$117,872	SF expenditures increase correspondingly.
HB 1047	Consumer Protection – Self Administered Sexual Assault Evidence Collection Kits (Ch. 262)						
	GF	increase	increase	increase	increase	increase	Minimal interest revenues.
	SF	\$50,000	\$50,000	\$50,000	\$50,000	\$50,000	SF expenditures increase correspondingly.
HB 1064/SB 897	See entry for SB 897.						
HB 1065/SB 774	See entry for SB 774.						
HB 1074/SB 684	See entry for SB 684.						
HB 1078	Maryland Medical Assistance Program – Remote Ultrasound Procedures and Remote Fetal Nonstress Tests (Ch. 889)						
	FF	indeterminate	indeterminate	indeterminate	indeterminate	indeterminate	Potential Medicaid matching revenues. FF expenditures correspond.
HB 1097	State Board of Veterinary Medical Examiners – Veterinary Technicians and Veterinary Assistants (Ch. 487)						
	SF	\$2,700	\$2,700	\$2,700	\$5,400	\$5,400	

Legislation Affecting State Revenues (Continued)

	<u>Fund</u>	<u>FY 2025</u>	<u>FY 2026</u>	<u>FY 2027</u>	<u>FY 2028</u>	<u>FY 2029</u>	<u>Comments</u>
HB 1101/SB 653	See entry for SB 653.						
HB 1128	Labor and Employment – Workforce Development – Talent Innovation Program and Fund (Ch. 421)						
	SF	\$2,000,000	\$2,000,000	\$2,000,000	\$2,000,000	\$2,000,000	SF expenditures increase correspondingly.
HB 1157/SB 937	See entry for SB 937.						
HB 1165/SB 969	See entry for SB 969.						
HB 1168/SB 1028	See entry for SB 1028.						
HB 1199/SB 891	See entry for SB 891.						
HB 1203	Economic Development – Strategic Infrastructure Revolving Loan Program and Tax Increment Financing (Ch. 449)						
	SF	\$15,000,000	\$20,000,000	\$20,000,000	\$20,000,000	\$20,000,000	Pledged local funds and loan repayment revenues (in addition to amounts shown). SF expenditures increase correspondingly.
HB 1212	State Retirement Agency – Director of Diversity, Equity, and Inclusion and Governance Program (Ch. 495)						
	RF	\$42,823	\$52,072	\$54,374	\$56,749	\$59,233	RF expenditures increase correspondingly.
	SF	\$64,235	\$78,108	\$81,562	\$85,123	\$88,849	SF expenditures increase correspondingly.
HB 1256/SB 959	See entry for SB 959.						
HB 1259	Health Insurance – Breast and Lung Cancer Screening – Coverage Requirements (Ch. 868)						
	SF	increase	\$0	\$0	\$0	\$0	Minimal fee revenues.
HB 1304	Maryland Department of Health and Department of Aging – Earned Income Tax Credit – Distribution of Information and Training (Ch. 376)						
	GF	decrease	decrease	decrease	decrease	decrease	Potential personal income tax revenues.
HB 1339/SB 778	See entry for SB 778.						

Legislation Affecting State Revenues (Continued)

	<u>Fund</u>	<u>FY 2025</u>	<u>FY 2026</u>	<u>FY 2027</u>	<u>FY 2028</u>	<u>FY 2029</u>	<u>Comments</u>
HB 1390	Public Schools – Public School Construction – Funding and Administration (Ch. 354)						
	SF	\$0	\$0	(\$10,000,000)	(\$10,000,000)	(\$10,000,000)	SF expenditures decrease correspondingly.
HB 1439/SB 1092	See entry for SB 1092.						
HB 1465/SB 196	See entry for SB 196.						
HB 1482	Uninsured Driving Penalties – Funding for the Maryland Automobile Insurance Fund, Driver Education, and Transportation to Field Trips (Ch. 857)						
	GF	(\$3,480,575)	(\$3,544,318)	(\$3,620,912)	(\$3,699,421)	(\$3,779,892)	Mandated distributions beginning in FY 2025.
	NB	\$3,000,000	\$3,063,743	\$3,140,337	\$3,218,846	\$3,299,317	Driver Education in Public High Schools Fund and State-Aided Institutions Field Trip Fund. SF expenditures increase correspondingly.
	SF	\$2,600,000	\$2,600,000	\$2,600,000	\$2,600,000	\$2,600,000	
	SF	\$908,325	\$908,325	\$908,325	\$908,325	\$908,325	Transportation Trust Fund.
HB 1511	Forest Conservation Act – Modifications (Ch. 457)						
	SF	decrease	decrease	\$0	\$0	\$0	Potential fee-in-lieu revenues.
HB 1516	Real Property Assessments – Notice of Change in Value or Classification – Time Period (Ch. 384)						
	SF	indeterminate	indeterminate	indeterminate	\$0	\$0	Potential significant property tax revenues from preventing reduction in State property tax revenues
HB 1521	Maryland Children’s Health Program – Eligibility and Administration (Ch. 47)						
	FF	(\$64,977)	(\$64,977)	(\$64,977)	(\$64,977)	\$0	FF expenditures decrease correspondingly.
HB 1524	Horse Racing – Racing Facility Ownership and Construction – Racing Operations (Ch. 410)						
	BOND	\$0	\$0	\$0	\$0	\$0	Public Works. Bond revenues increase by \$10.0 million in FY 2024.

Legislation Affecting State Revenues (Continued)

<u>Fund</u>	<u>FY 2025</u>	<u>FY 2026</u>	<u>FY 2027</u>	<u>FY 2028</u>	<u>FY 2029</u>	<u>Comments</u>
BOND	\$0	\$0	\$0	\$0	\$0	Maryland Racing Operations Fund. Bond revenues decrease by \$10.0 million in FY 2024.
BOND	\$400,000,000	\$0	\$0	\$0	\$0	Maryland Stadium Authority. Comptroller. Mandated distribution beginning in FY 2025. Sales and use tax revenues also decrease beginning in FY 2025 (in addition to amounts shown).
GF	(\$600,000)	(\$600,000)	(\$600,000)	(\$600,000)	(\$600,000)	Lottery.
GF	(\$3,000,000)	(\$3,000,000)	(\$3,000,000)	(\$3,000,000)	(\$3,000,000)	MSDE. Sales and use tax revenues.
SF	decrease	decrease	decrease	decrease	decrease	Maryland Racing Operations Fund.
SF	\$10,000,000	\$0	\$0	\$0	\$0	SF expenditures partially correspond.
SF	\$0	\$4,500,000	\$0	\$0	\$0	Labor. SF revenues decrease by \$4.8 million in FY 2024. Special fund expenditures increase correspondingly in FY 2026.
SF	\$3,000,000	\$3,000,000	\$3,000,000	\$3,000,000	\$3,000,000	Lottery. SF revenues decrease by \$4.8 million in FY 2024. Special fund expenditures increase correspondingly in FY 2026.
SF	\$600,000	\$600,000	\$600,000	\$600,000	\$600,000	Racing and Community Development Facilities Fund. Revenues also increase by \$4.8 million in FY 2024.
HB 1525	Maryland Stadium Authority – Camden Yards Football Sports Facility Special Funds – Established (Ch. 403)					
SF	\$10,000,000	\$2,000,000	\$2,000,000	\$2,000,000	\$2,000,000	Emergency repair reimbursement revenues (in addition to amounts shown).

HB 1526/SB 1188 See entry for SB 1188.

Totals by Fund Type/Summary of Quantifiable Revenue Effects

<u>Fund Type</u>	<u>FY 2025</u>	<u>FY 2026</u>	<u>FY 2027</u>	<u>FY 2028</u>	<u>FY 2029</u>
GF	\$267,981,982	(\$51,562,429)	(\$55,361,923)	\$20,631,249	\$6,524,990
FF	\$1,571,438	\$3,586,554	\$3,666,206	\$3,748,247	\$3,897,726
SF	(\$453,991,334)	\$197,719,864	\$684,311,703	\$608,021,149	\$621,759,089
BOND	\$430,000,000	\$0	\$0	\$0	\$0
NB	\$13,842,838	\$5,113,743	\$5,190,337	\$4,418,846	\$3,299,317
HE	\$333,333	\$782,319	\$333,333	\$333,333	\$333,333
RF	\$42,823	\$52,072	\$54,374	\$56,749	\$59,233

Legislation Affecting State Expenditures

	<u>Fund</u>	<u>Agency</u>	<u>FY 2025</u>	<u>FY 2026</u>	<u>FY 2027</u>	<u>FY 2028</u>	<u>FY 2029</u>	<u>Comments</u>
SB 1	Electricity and Gas – Retail Supply – Regulation and Consumer Protection (Ch. 537)							
	SF	People’s Counsel	\$528,368	\$672,653	\$701,506	\$731,264	\$762,396	Included in FY 2025 budget (contingent). SF revenues increase correspondingly.
	SF	Public Service Commission	\$1,158,133	\$1,154,577	\$1,204,335	\$1,255,461	\$1,308,950	\$634,837 included in FY 2025 budget (contingent). SF revenues increase correspondingly. Potential effect on program expenditures (net of amounts shown).
SB 11	Criminal Procedure – Expungement – Vendor Contracts (Ch. 940)							
	GF	Public Safety & Correctional Services	\$0	\$5,200,000	\$5,200,000	\$5,200,000	\$5,200,000	
SB 13/HB 51	Public Health – Maryland Pediatric Cancer Fund and Commission (Ch. 925/Ch. 924)							
	SF	Health	\$52,920	\$60,479	\$63,228	\$66,033	\$68,969	
SB 19	Failure to Pay Rent Proceedings – Shielding of Court Records (Ch. 347)							
	GF	Judiciary	\$23,426	\$0	\$0	\$0	\$0	
SB 27/HB 383	Cosmetology Licensure Compact (Ch. 329/Ch. 328)							
	SF	Labor	\$0	increase	increase	increase	increase	Potential implementation costs and compact membership fee expenditures.

Legislation Affecting State Expenditures (Continued)

<u>Fund</u>	<u>Agency</u>	<u>FY 2025</u>	<u>FY 2026</u>	<u>FY 2027</u>	<u>FY 2028</u>	<u>FY 2029</u>	<u>Comments</u>
SB 32/HB 120	Economic Development – Maryland Agricultural and Resource-Based Industry Development Corporation – Loans (Ch. 573/Ch. 574)						
NB	Other (MARBIDCO)	increase	increase	increase	increase	increase	Potential loan expenditures. Nonbudgeted revenues partially correspond.
SB 35/HB 666	Supplemental Nutrition Assistance Program – State Supplement (Ch. 374/Ch. 375)						
GF	Human Services	\$4,200,000	\$3,871,320	\$3,871,320	\$3,871,320	\$3,871,320	Included in the FY 2025 budget (contingent).
SB 42/HB 113	Vehicle Laws – Horse Riding – Helmet Requirement for Minors (Ch. 466/Ch. 467)						
GF/FF	Health	decrease	decrease	decrease	decrease	decrease	Potential Medicaid expenditures. FF revenues decrease correspondingly with FF expenditures.
SB 59/HB 177	Hospitals – Care of Infants After Discharge (Safe Sleep Act of 2024) (Ch. 879/Ch. 880)						
GF	Health	\$19,444	\$0	\$0	\$0	\$0	
SB 70/HB 1507	Transportation – Major Change in Bus Service – Publication on Website (Ch. 650/Ch. 649)						
SF	Transportation	increase	increase	increase	increase	increase	Minimal contractual costs.
SB 88/HB 55	Maryland Commission on Veterans and Military Families (Ch. 10/Ch. 9)						
GF	Veterans Affairs	\$74,237	\$0	\$0	\$0	\$0	
SB 111/HB 458	Criminal Procedure – Protection of Identity of Minor Victim (Ch. 877/Ch. 878)						
GF	Judiciary	increase	increase	increase	increase	increase	Minimal administrative costs.

Legislation Affecting State Expenditures (Continued)

	<u>Fund</u>	<u>Agency</u>	<u>FY 2024</u>	<u>FY 2025</u>	<u>FY 2026</u>	<u>FY 2027</u>	<u>FY 2028</u>	<u>Comments</u>
SB 117/HB 96	Health – Newborn Screening Program – Implementation of Testing (Ch. 178/Ch. 177)							
	GF/FF	Health	\$0	increase	increase	increase	increase	Potential significant Medicaid expenditures. FF revenues increase correspondingly with FF expenditures.
	SF	Health	\$0	increase	increase	increase	increase	Potential significant implementation costs. SF revenues increase correspondingly.
SB 126/HB 198	Transportation – WMATA Operating Assistance – Alteration (Maryland Metro Funding Act of 2024) (Ch. 533/Ch. 534)							
	GF	Transportation	\$150,000,000	increase	increase	\$0	\$0	Included in FY 2025 budget. Potential significant grant expenditures (in FY 2026 and 2027).
	SF	Transportation	\$73,650,000	increase	increase	\$0	\$0	Potential significant grant expenditures (in FY 2026 and 2027).
SB 130/HB 5	Criminal Law – Indecent Exposure Within the Presence of a Minor (Ch. 859/Ch. 858)							
	GF	Public Safety & Correctional Services	increase	increase	increase	increase	increase	Minimal incarceration costs.
SB 134	Office of the Correctional Ombudsman – Establishment and Funding (Ch. 836)							
	FF	New Agency (Office of the Correctional Ombudsman)	increase	increase	increase	increase	increase	Potential use of grant revenues. FF revenues increase correspondingly.
	GF	Public Safety & Correctional Services	increase	increase	increase	increase	increase	Potential implementation costs.
	GF	New Agency (Office of the Correctional Ombudsman)	\$603,067	\$1,453,169	\$1,491,653	\$1,531,024	\$1,571,890	

Legislation Affecting State Expenditures (Continued)

	<u>Fund</u>	<u>Agency</u>	<u>FY 2025</u>	<u>FY 2026</u>	<u>FY 2027</u>	<u>FY 2028</u>	<u>FY 2029</u>	<u>Comments</u>
	GF	Attorney General	(\$603,067)	(\$616,334)	(\$629,894)	(\$643,751)	(\$657,914)	
	SF	New Agency (Office of the Correctional Ombudsman)	\$1,000,000	\$0	\$0	\$0	\$0	Included in FY 2025 budget (contingent).
SB 155/HB 212	Vehicle Laws – Noise Abatement Monitoring Systems – Pilot Program (Ch. 625/Ch. 624)							
	GF	Judiciary	\$75,244	\$0	\$0	\$0	\$0	
SB 166/HB 256	Waterway Incident Notification System (WINS) – Study (Ch. 547/Ch. 546)							
	GF	Emergency Management	\$50,000	\$25,000	\$0	\$0	\$0	
SB 178/HB 22	Agriculture – Pollinator Habitat Plan – Requirements for State Highway Administration (Ch. 552/Ch. 553)							
	SF	Transportation	\$35,000	increase	increase	increase	increase	Minimal implementation costs (in addition to amount shown).
SB 180/HB 86	Public and Nonpublic Schools – Bronchodilators – Use, Availability, Training, and Policies (Ch. 279/Ch. 280)							
	GF	Health	\$32,208	\$0	\$0	\$0	\$0	
SB 181	Qualifying Nonprofit Organizations – Training and Reentry Services – Funding (Ch. 892)							
	GF	Gov. Office of Crime Prevention & Policy	\$529,661	\$1,029,371	\$1,030,645	\$1,031,975	\$8,340	\$500,000 included in FY 2025 budget (contingent).
SB 182/HB 338	Criminal Procedure – Facial Recognition Technology – Requirements, Procedures, and Prohibitions (Ch. 808/Ch. 809)							
	GF	Public Safety & Correctional Services	\$442,966	\$460,681	\$481,178	\$502,235	\$524,265	Potential personnel and infrastructure costs (in addition to amounts shown).
	GF	Gov. Office of Crime Prevention & Policy	\$31,183	\$48,140	\$50,342	\$52,579	\$54,919	

Legislation Affecting State Expenditures (Continued)

	<u>Fund</u>	<u>Agency</u>	<u>FY 2024</u>	<u>FY 2025</u>	<u>FY 2026</u>	<u>FY 2027</u>	<u>FY 2028</u>	<u>Comments</u>
SB 192/HB 260	State Personnel – Collective Bargaining – Supervisory Employees (Ch. 134/Ch. 133)							
	GF	Budget & Management	\$86,483	\$103,704	\$108,307	\$113,044	\$117,998	
	GF/SF	All or Multiple Agencies	increase	increase	increase	increase	increase	Potential personnel costs. Potential significant employee compensation costs and/or other expenditures beginning in FY 2026.
	NB	All or Multiple Agencies	increase	increase	increase	increase	increase	Potential personnel costs. Potential significant employee compensation costs and/or other expenditures beginning in FY 2026.
SB 194	State Procurement – Preferred Provider Requirements – Waiver (Ch. 578)							
	GF/SF/FF	All or Multiple Agencies	decrease	decrease	decrease	decrease	decrease	Potential significant procurement costs.
SB 202	Department of Aging – Caregiver Expense Grant Program – Established (Ch. 161)							
	GF	Aging	\$0	\$5,000,000	\$5,000,000	\$5,000,000	\$5,000,000	
SB 244/HB 238	Public Health – Clean Indoor Air Act – Revisions (Ch. 755/Ch. 754)							
	GF	Health	\$48,849	\$0	\$0	\$0	\$0	
	SF	Transportation	\$215,600	\$0	\$0	\$0	\$0	
SB 267/HB 230	Motor Vehicle Administration and Local Health Departments – Death Certificates – Issuance of Copies (Ch. 407/Ch. 406)							
	GF	Health	\$82,961	\$42,961	\$42,961	\$42,961	\$42,961	
SB 271	Election Law – Revisions (Ch. 430)							
	GF	Judiciary	\$170,000	\$0	\$0	\$0	\$0	

Legislation Affecting State Expenditures (Continued)

<u>Fund</u>	<u>Agency</u>	<u>FY 2025</u>	<u>FY 2026</u>	<u>FY 2027</u>	<u>FY 2028</u>	<u>FY 2029</u>	<u>Comments</u>
SB 286/HB 154	Homeowners' and Homestead Property Tax Credits – Application Filing Deadline – Extension (Ch. 973/Ch. 972)						
GF	Assessments & Taxation	increase	increase	increase	increase	increase	Property tax credit expenditures.
SB 305/HB 117	Department of Natural Resources – Maryland Geological Survey Fund – Establishment (Ch. 86/Ch. 85)						
SF	Natural Resources	indeterminate	indeterminate	indeterminate	indeterminate	indeterminate	Potential operating costs.
SB 315/HB 337	Vehicle Laws – Bike Lanes and Shoulders – Yielding Right-of-Way (Sarah Debbink Langenkamp Memorial Act) (Ch. 465/Ch. 464)						
GF	Judiciary	\$56,918	\$0	\$0	\$0	\$0	
SB 325/HB 1	Maryland Paint Stewardship (Ch. 588/Ch. 587)						
GF/SF	All or Multiple Agencies	\$0	increase	increase	increase	increase	Paint costs.
SF	Environment	\$0	\$70,212	\$64,307	increase	increase	Minimal plan and report review costs (beginning in FY 2028). SF revenues increase correspondingly.
SB 341/HB 390	Commission on African American History and Culture – Museum Name Change (Ch. 57/Ch. 58)						
GF	Maryland Commission on African American History and Culture	\$10,100	\$0	\$0	\$0	\$0	
SB 342/HB 287	Property Tax – Renters' Property Tax Relief Program – Assets Calculation (Ch. 899/Ch. 898)						
GF	Assessments & Taxation	increase	increase	increase	increase	increase	Property tax credit expenditures.
SB 354/HB 372	Montgomery County and Prince George's County – Rent Court Workforce Solutions Pilot Program (Ch. 295/Ch. 294)						
GF	Labor	\$0	\$200,000	\$200,000	\$200,000	\$200,000	Mandated appropriation in FY 2026 through 2028.

Legislation Affecting State Expenditures (Continued)

	<u>Fund</u>	<u>Agency</u>	<u>FY 2024</u>	<u>FY 2025</u>	<u>FY 2026</u>	<u>FY 2027</u>	<u>FY 2028</u>	<u>Comments</u>
SB 358/HB 753	Economic Development – Maryland Technology Development Corporation – Application and Reporting Requirements (Ch. 634/Ch. 633)							
	GF	TEDCO	\$62,500	\$0	\$0	\$0	\$0	
SB 362	Budget Reconciliation and Financing Act of 2024 (Ch. 717)							
	FF	All or Multiple Agencies	(\$912,824)	(\$290,000)	(\$200,000)	(\$200,000)	(\$200,000)	Included in FY 2025 budget.
	GF	All or Multiple Agencies	(\$21,611,737)	(\$6,770,000)	(\$4,610,000)	(\$4,610,000)	(\$4,520,000)	Included in FY 2025 budget.
	GF	Comptroller	\$1,581,771	\$298,749	\$312,108	\$325,788	\$340,106	GF revenues partially correspond.
	GF	Housing & Community Development	(\$5,000,000)	(\$5,000,000)	(\$5,000,000)	(\$5,000,000)	(\$5,000,000)	Included in FY 2025 budget. Existing mandated appropriation is altered beginning in FY 2026.
	GF	Natural Resources	(\$11,472,827)	(\$3,000,000)	(\$3,000,000)	(\$3,000,000)	(\$3,000,000)	GF expenditures also decrease by \$2.5 million in FY 2024. FY 2024 and 2025 amounts included in FY 2025 budget (contingent). Existing mandated appropriation decreases beginning in FY 2026.
	GF	Public Safety & Correctional Services	\$0	\$0	\$0	\$0	\$0	GF expenditures decrease by \$2.0 million in FY 2024; included in FY 2025 budget (contingent).
	GF	Judiciary	\$18,543	\$0	\$0	\$0	\$0	Duplicative of the impact for SB 1092/HB 1439.

Legislation Affecting State Expenditures (Continued)

<u>Fund</u>	<u>Agency</u>	<u>FY 2025</u>	<u>FY 2026</u>	<u>FY 2027</u>	<u>FY 2028</u>	<u>FY 2029</u>	<u>Comments</u>
GF	Health	(\$7,773,019)	\$0	\$0	\$0	\$0	\$2,773,019 reduction included in FY 2025 budget (contingent).
GF	Higher Education Commission	(\$74,050,569)	(\$89,885,571)	(\$84,454,044)	(\$77,546,028)	(\$71,375,928)	Included in FY 2025 budget. Existing mandated appropriation altered beginning in FY 2026.
GF	Education	\$0	(\$44,015)	(\$360,904,005)	\$6,434,657	(\$5,368,635)	
GF	Attorney General	(\$700,000)	(\$350,000)	(\$350,000)	(\$350,000)	(\$350,000)	Included in FY 2025 budget (contingent). Existing mandated appropriation decreases beginning in FY 2026.
GF	School Construction	(\$10,000,000)	(\$10,000,000)	\$0	\$0	\$0	GF expenditures also decrease by \$20.0 million in FY 2024. FY 2024 and 2025 amounts included in FY 2025 budget (contingent). Mandated appropriation eliminated in FY 2026.
NB	All or Multiple Agencies	(\$791,789)	(\$250,000)	(\$170,000)	(\$170,000)	(\$168,000)	Included in FY 2025 budget.
SF	All or Multiple Agencies	\$1,916,350	(\$530,000)	(\$360,000)	(\$360,000)	(\$360,000)	Included in FY 2025 budget (contingent). SF revenues partially correspond in FY 2025. Potential significant decrease in SF expenditures beginning in FY 2025 due to redirecting interest and transfers of Dedicated

Legislation Affecting State Expenditures (Continued)

<u>Fund</u>	<u>Agency</u>	<u>FY 2024</u>	<u>FY 2025</u>	<u>FY 2026</u>	<u>FY 2027</u>	<u>FY 2028</u>	<u>Comments</u>
SF	Natural Resources	\$2,000,000	\$2,000,000	\$2,000,000	\$2,000,000	\$2,000,000	Purpose Account funds (in addition to amounts shown). SF expenditures also increase by \$2.5 million in FY 2024; included in FY 2025 budget (contingent).
SF	Public Safety & Correctional Services	\$300,000	\$0	\$0	\$0	\$0	SF expenditures also increase by \$2.0 million in FY 2024. FY 2024 and 2025 amounts included in FY 2025 budget (contingent).
SF	Emergency Management	\$0	\$1,500,000	\$1,500,000	\$1,500,000	\$1,500,000	Mandated appropriation beginning FY 2026. Duplicative of the impact for SB 1092/ HB 1439.
SF	Health	\$8,983,019	\$1,210,000	\$1,210,000	\$1,210,000	\$1,210,000	\$5.0 million included in FY 2025 budget. \$1,210,000 mandated distribution beginning in FY 2025 (duplicative of impact for SB 1092/ HB 1439).
SF	Transportation	(\$22,026,815)	(\$21,353,743)	\$7,745,165	\$7,745,165	\$7,745,165	Transportation Trust Fund fee expenditures increase by \$2,200,420 annually beginning in FY 2025 (included in the quantified net decreases/increase and duplicative of the impact for SB 1092/HB 1439).

Legislation Affecting State Expenditures (Continued)

<u>Fund</u>	<u>Agency</u>	<u>FY 2025</u>	<u>FY 2026</u>	<u>FY 2027</u>	<u>FY 2028</u>	<u>FY 2029</u>	<u>Comments</u>
SF	Education	(\$7,709,776)	(\$6,266,183)	\$452,064,846	\$73,555,689	\$71,339,790	\$7,176,896 reduction included in FY 2025 budget. Existing mandated appropriation is altered beginning in FY 2026. Potential significant increase in State education aid in FY 2025 and 2026 (in addition to amounts shown). SF revenues partially correspond beginning in FY 2028.
SF	Attorney General	\$700,000	\$350,000	\$350,000	\$350,000	\$350,000	
SF	Reserve Fund	\$0	(\$60,000,000)	(\$70,000,000)	\$0	\$0	
SB 368	State Retirement and Pension System – Military Service Credit – Eligibility (Ch. 598)						
GF/SF/ FF	All or Multiple Agencies	\$0	\$0	increase	increase	increase	Minimal pension costs.
HE	All or Multiple Agencies	\$0	\$0	increase	increase	increase	Minimal pension costs.
SB 370/HB 428	Community Schools – Rental Assistance for Community School Families Program and Fund – Establishment (Ch. 210/Ch. 211)						
GF	Housing & Community Development	\$5,000,000	\$10,000,000	\$10,000,000	\$10,000,000	\$10,000,000	Included in FY 2025 budget (contingent).
SF	Housing & Community Development	\$6,295,795	\$11,727,727	\$11,727,727	\$11,727,727	\$11,727,727	SF revenues increase correspondingly
SB 376	Higher Education – University of Maryland School of Medicine and MPowering Joint Steering Council – Funding (Ch. 181)						
GF	Univ. Sys. of Maryland	\$0	\$1,500,000	\$3,000,000	\$4,500,000	\$6,000,000	Existing mandated appropriation increases (phased in during FY 2026 through 2029).

Legislation Affecting State Expenditures (Continued)

	<u>Fund</u>	<u>Agency</u>	<u>FY 2024</u>	<u>FY 2025</u>	<u>FY 2026</u>	<u>FY 2027</u>	<u>FY 2028</u>	<u>Comments</u>
SB 377/HB 75	Higher Education – Teacher Development and Retention Program – Alterations (Ch. 185/Ch. 186)							
	GF	Education	decrease	decrease	decrease	decrease	decrease	Significant contractual costs (totaling \$1.0 million in FY 2025 through 2029).
SB 379	Task Force to Study Crime Classification – Renaming, Membership, and Duties (Ch. 935)							
	GF	Attorney General	\$177,257	\$155,894	\$0	\$0	\$0	
SB 411/HB 431	Department of Veterans Affairs – Renaming and Deputy Secretary of Military Family Policy and Programs (Ch. 11/Ch. 12)							
	GF	Veterans Affairs	\$178,572	\$170,315	\$177,801	\$185,539	\$193,631	Included in FY 2025 budget (contingent).
SB 413/HB 598	Discrimination – Military Status – Prohibition (Ch. 323/Ch. 322)							
	GF	Comm. on Civil Rights	increase	increase	increase	increase	increase	Minimal personnel costs.
SB 418	Seed Community Development Anchor Institution Fund – Alterations (Ch. 157)							
	HE	All or Multiple Agencies	indeterminate	indeterminate	indeterminate	indeterminate	indeterminate	Potential use of reallocated grant funding. HE revenues correspond.
	SF	All or Multiple Agencies	indeterminate	indeterminate	indeterminate	indeterminate	indeterminate	Potential use of reallocated grant funding. SF revenues correspond.
SB 430	Community Health and Safety Works Grant Program and Fund – Establishment (Ch. 221)							
	GF	Housing & Community Development	\$10,000,000	\$10,000,000	\$10,000,000	\$10,000,000	\$10,000,000	
	SF	Housing & Community Development	\$10,000,000	\$10,000,000	\$10,000,000	\$10,000,000	\$10,000,000	SF revenues increase correspondingly.

Legislation Affecting State Expenditures (Continued)

	<u>Fund</u>	<u>Agency</u>	<u>FY 2025</u>	<u>FY 2026</u>	<u>FY 2027</u>	<u>FY 2028</u>	<u>FY 2029</u>	<u>Comments</u>
SB 434	Education – State Library Resource Center – Funding (Ch. 180)							
	GF	Lottery	\$616,466	\$620,675	\$624,920	\$629,202	\$632,837	\$775,800 included in FY 2025 budget. Existing mandated appropriation increases beginning in FY 2026.
SB 439	Family Law – Victims of Domestic Violence Program – Certification and Grant Fund (Ch. 767)							
	GF	Gov. Office of Crime Prevention & Policy	\$2,910,221	\$2,910,221	\$2,910,221	\$2,910,221	\$2,910,221	
	SF	Gov. Office of Crime Prevention & Policy	\$5,000,000	\$5,000,000	\$5,000,000	\$5,000,000	\$5,000,000	SF revenues increase correspondingly.
SB 441/HB 545	Janet L. Hoffman Loan Assistance Repayment Program – Nancy Grasmick Public School Professional Award – School Nurses (Ch. 251/Ch. 250)							
	GF	Higher Education Commission	\$753,000	increase	increase	increase	increase	\$750,000 included in FY 2025 budget (contingent). Potential scholarship expenditures (in addition to amount shown and in out-years).
SB 448	Commission to Study African American Civil War Soldiers in Maryland (Ch. 434)							
	GF	Archives	\$63,813	\$0	\$0	\$0	\$0	
SB 452	Courts – Prohibited Liability Agreements – Recreational Facilities (Ch. 941)							
	GF	All or Multiple Agencies	\$0	increase	increase	increase	increase	Potential State Insurance Trust Fund assessments.
	SF	Treasurer	increase	increase	increase	increase	increase	Potential insurance claims payments.

Legislation Affecting State Expenditures (Continued)

<u>Fund</u>	<u>Agency</u>	<u>FY 2024</u>	<u>FY 2025</u>	<u>FY 2026</u>	<u>FY 2027</u>	<u>FY 2028</u>	<u>Comments</u>
SB 453/HB 576	Mental Health – Assisted Outpatient Treatment Programs (Ch. 704/Ch. 703)						
FF	Health	\$0	increase	increase	increase	increase	Potential Medicaid expenditures in FY 2026 through 2030. FF revenues increase correspondingly.
GF	Judiciary	\$0	\$133,209	\$0	\$0	\$0	
GF	Health	\$3,000,000	\$158,489	\$152,130	\$158,818	\$165,818	Included in FY 2025 budget (contingent). Significant implementation costs in FY 2026 through 2030 (in addition to amounts shown).
GF	Public Defender	\$0	increase	increase	increase	increase	Potential significant expert fee expenditures in FY 2026 through 2030 and potential personnel costs beginning in FY 2026.
SB 457/HB 410	Maryland Technology Development Corporation – Equitech Growth Fund – Alterations (Ch. 515/Ch. 514)						
GF	TEDCO	(\$551,000)	(\$561,000)	(\$571,000)	(\$581,000)	(\$591,000)	Reflected in FY 2025 budget.
GF/SF/ FF	All or Multiple Agencies	decrease	decrease	decrease	decrease	decrease	Potential award and matching expenditures.
HE	All or Multiple Agencies	decrease	decrease	decrease	decrease	decrease	Potential award and matching expenditures.
SF	TEDCO	(\$551,000)	(\$561,000)	(\$571,000)	(\$581,000)	(\$591,000)	Potential reissuance of paid loans beginning in FY 2026 (in addition to amounts shown). SF revenues decrease correspondingly.

Legislation Affecting State Expenditures (Continued)

<u>Fund</u>	<u>Agency</u>	<u>FY 2025</u>	<u>FY 2026</u>	<u>FY 2027</u>	<u>FY 2028</u>	<u>FY 2029</u>	<u>Comments</u>
SB 465/HB 159	Common Ownership Communities – Electric Vehicle Recharging Equipment (Electric Vehicle Recharging Equipment Act of 2024) (Ch. 269/Ch. 268)						
GF	Housing & Community Development	\$41,686	\$46,034	\$48,145	\$50,285	\$52,526	
SB 473/HB 582	Economic Development – Entrepreneurial Innovation Programs – Establishment (Pava LaPere Legacy of Innovation Act of 2024) (Ch. 711/Ch. 710)						
GF	Commerce	(\$1,000,000)	(\$1,000,000)	(\$1,000,000)	(\$1,000,000)	(\$1,000,000)	Included in FY 2025 budget (contingent). Mandated appropriation eliminated in FY 2025. (Quantified amounts reflect maximum reduction; actual reduction may be less if discretionary appropriations occur.)
GF	TEDCO	\$2,000,000	\$2,000,000	\$2,000,000	\$500,000	\$500,000	Included in FY 2025 budget (contingent). Mandated appropriation in FY 2026.
HE	Baltimore City Community College	\$25,000	\$25,000	\$25,000	\$0	\$0	
HE	Morgan State University	\$50,000	\$50,000	\$50,000	\$0	\$0	
HE	Univ. Sys. of Maryland	\$250,000	\$250,000	\$250,000	\$0	\$0	
NB	TEDCO	\$850,000	\$850,000	\$850,000	\$0	\$0	NB revenues increase correspondingly.

Legislation Affecting State Expenditures (Continued)

	<u>Fund</u>	<u>Agency</u>	<u>FY 2024</u>	<u>FY 2025</u>	<u>FY 2026</u>	<u>FY 2027</u>	<u>FY 2028</u>	<u>Comments</u>
SB 475/HB 583	Center for Firearm Violence Prevention and Intervention – Establishment (Ch. 707/Ch. 706)							
	FF	Health	\$171,387	increase	increase	increase	increase	Potential use of grant funds to cover implementation costs (in out-years). FF revenues partially correspond.
	GF	Health	\$2,000,000	\$8,000,000	\$10,000,000	\$10,000,000	\$10,000,000	Included in FY 2025 budget (contingent).
SB 476/HB 584	Workers’ Compensation – Occupational Disease Presumptions – First Responders (Caring for Public Employees in the Safety Professions – CAPES Act) (Ch. 14/Ch. 13)							
	GF/SF/FF	All or Multiple Agencies	increase	increase	increase	increase	increase	Minimal workers’ compensation costs.
	NB	Injured Workers’ Insurance Fund	increase	increase	increase	increase	increase	Potential significant insurance claims payments. NB revenues increase correspondingly.
SB 482	Governor’s Office for Children – Engaging Neighborhoods, Organizations, Unions, Governments, and Households (ENOUGH) Grant Program (ENOUGH Act of 2024) (Ch. 408)							
	GF	Executive Dept.	\$20,314,625	\$15,616,323	\$597,416	\$623,555	\$650,901	\$20,239,625 included in FY 2025 budget (contingent). Mandated appropriation in FY 2026.
	SF	Executive Dept.	increase	increase	increase	increase	increase	Significant grant expenditures.
SB 485/HB 571	Family and Medical Leave Insurance Program – Modifications (Ch. 266/Ch. 267)							
	FF	All or Multiple Agencies	(\$1,857,376)	(\$619,125)	\$0	\$0	\$0	
	GF	All or Multiple Agencies	(\$8,730,036)	(\$2,910,012)	\$0	\$0	\$0	Assumed in FY 2025 budget.

Legislation Affecting State Expenditures (Continued)

<u>Fund</u>	<u>Agency</u>	<u>FY 2025</u>	<u>FY 2026</u>	<u>FY 2027</u>	<u>FY 2028</u>	<u>FY 2029</u>	<u>Comments</u>
GF	Health	(\$12,443,058)	decrease	\$0	\$0	\$0	Included in FY 2025 budget (contingent). Mandated appropriation eliminated in FY 2025. Significant employer contribution reimbursement expenditures in FY 2026.
HE	All or Multiple Agencies	(\$11,154,174)	(\$3,718,058)	\$0	\$0	\$0	
NB	All or Multiple Agencies	(\$523,435)	(\$174,478)	\$0	\$0	\$0	
SF	All or Multiple Agencies	(\$3,801,138)	(\$1,267,046)	\$0	\$0	\$0	
SF	Labor	\$0	(\$869,400,000)	\$0	\$0	\$0	
SB 516/HB 685	Economic Development – Maryland Aerospace and Technology Commission (Ch. 623/Ch. 622)						
GF	Commerce	\$161,397	\$103,594	\$108,192	\$112,923	\$117,872	
SB 517/HB 624	Next Generation Scholars of Maryland Program – Program Administrator – Alterations (Ch. 196/Ch. 197)						
GF	Higher Education Commission	\$0	\$223,747	\$157,617	\$164,543	\$171,793	
SF	Higher Education Commission	\$0	\$5,000,000	\$5,000,000	\$5,000,000	\$5,000,000	SF revenues increase correspondingly.
SF	Education	\$0	(\$5,000,000)	(\$5,000,000)	(\$5,000,000)	(\$5,000,000)	SF revenues decrease correspondingly.
SB 525/HB 649	Labor and Employment – Equal Pay for Equal Work – Wage Range Transparency (Ch. 272/Ch. 271)						
GF	Labor	\$98,770	\$78,436	\$70,648	\$73,647	\$76,784	
SB 527/HB 367	Community Colleges – Contraception – Access Requirements (Ch. 338/Ch. 337)						
HE	Baltimore City Community College	increase	increase	increase	increase	increase	Potential implementation costs.

Legislation Affecting State Expenditures (Continued)

	<u>Fund</u>	<u>Agency</u>	<u>FY 2024</u>	<u>FY 2025</u>	<u>FY 2026</u>	<u>FY 2027</u>	<u>FY 2028</u>	<u>Comments</u>
SB 532/HB 468	Commission to Advance Lithium– Ion Battery Safety in Maryland (Ch. 949/Ch. 950)							
	GF	State Police	\$64,673	\$27,629	\$0	\$0	\$0	
SB 536/HB 680	Environment – Nuclear Power Plants – Emergency Preparedness (Radiation and Emergency Preparedness and Protection Act) (Ch. 645/Ch. 644)							
	SF	Environment	\$600,000	\$600,000	\$600,000	\$600,000	\$600,000	SF revenues increase correspondingly.
SB 539	Commercial Law – Consumer Protection – Sale and Resale of Tickets (Ch. 456)							
	GF	Attorney General	\$200,000	increase	increase	increase	increase	Potential personnel costs (in addition to amount shown and in out-years).
SB 541/HB 567	Maryland Online Data Privacy Act of 2024 (Ch. 455/Ch. 454)							
	GF	Attorney General	\$0	increase	increase	increase	increase	Potential personnel costs.
SB 551/HB 801	Criminal Procedure – Committed Persons – Release Proceedings (Ch. 760/Ch. 759)							
	GF	Health	\$377,041	\$439,682	\$459,354	\$479,492	\$500,567	
SB 559/HB 710	Business Regulation – Household Goods Movers – Special Fund and Fees (Ch. 566/Ch. 565)							
	GF	Labor	decrease	decrease	decrease	decrease	decrease	Personnel and implementation costs. GF revenues decrease correspondingly.
	SF	Labor	increase	increase	increase	increase	increase	Personnel and implementation costs. SF revenues increase correspondingly.
SB 570/HB 397	Public Utilities – Thermal Energy Network Systems – Authorization and Establishment (Working for Accessible Renewable Maryland Thermal Heat (WARMTH) Act) (Ch. 563/Ch. 564)							
	SF	Transportation	\$37,500	\$0	\$0	\$0	\$0	
	SF	Energy Administration	\$1,059,901	\$103,594	\$108,192	\$112,923	\$117,872	

Legislation Affecting State Expenditures (Continued)

<u>Fund</u>	<u>Agency</u>	<u>FY 2025</u>	<u>FY 2026</u>	<u>FY 2027</u>	<u>FY 2028</u>	<u>FY 2029</u>	<u>Comments</u>
SF	Public Service Commission	\$367,728	\$703,398	\$712,167	\$721,186	\$730,620	SF revenues increase correspondingly.
SB 571/HB 603	Consumer Protection – Online Products and Services – Data of Children (Maryland Kids Code) (Ch. 460/Ch. 461)						
GF	Attorney General	increase	increase	increase	increase	increase	Potential personnel costs.
SB 573/HB 756	General Provisions – State Flag – Casket of an Eligible Decedent (Ch. 480/Ch. 481)						
GF	Secretary	\$14,000	increase	increase	increase	increase	Minimal implementation costs (in out-years).
SB 578/HB 1472	Professional and Volunteer Firefighter Innovative Cancer Screening Technologies Program – Funding (Ch. 782/Ch. 783)						
GF	Health	\$400,000	\$400,000	\$400,000	\$400,000	\$400,000	\$300,000 included in FY 2025 budget (contingent). Mandated appropriation eliminated beginning in FY 2025.
SB 589/HB 812	Tri-County Council for Southern Maryland – Southern Maryland Agricultural Development Commission – Funding (Ch. 575/Ch. 576)						
GF	All or Multiple Agencies	\$0	increase	increase	increase	increase	Potential significant expenditures (up to \$1.0 million) to backfill lost revenue.
SF	Agriculture	\$0	\$1,000,000	\$1,000,000	\$1,000,000	\$1,000,000	Mandated appropriation beginning in FY 2026.
SB 592/HB 336	Maryland Achieving a Better Life Experience (ABLE) Program – Materials for Individualized Education Program, Individualized Family Service Plan, and 504 Plan Meetings (Ch. 173/Ch. 172)						
GF	Education	increase	\$0	\$0	\$0	\$0	Minimal informational materials costs.
NB	Treasurer	increase	increase	increase	increase	increase	Potential distribution expenditures.

Legislation Affecting State Expenditures (Continued)

	<u>Fund</u>	<u>Agency</u>	<u>FY 2024</u>	<u>FY 2025</u>	<u>FY 2026</u>	<u>FY 2027</u>	<u>FY 2028</u>	<u>Comments</u>
SB 594/HB 986	Maryland Medical Assistance Program – Coverage for the Treatment of Obesity – Required Study (Ch. 778/Ch. 777)							
	FF	Health	\$125,000	\$0	\$0	\$0	\$0	FF revenues increase correspondingly.
	GF	Health	\$125,000	\$0	\$0	\$0	\$0	
SB 596/HB 504	Department of Planning – Maryland Humanities Council – Appropriation to the Marilyn Hatza Memorial Strengthening the Humanities Investment in Nonprofits for Equity (SHINE) Grantmaking Initiative (Ch. 508/Ch. 507)							
	GF	Planning	\$1,000,000	\$1,000,000	\$1,000,000	\$1,000,000	\$1,000,000	Included in FY 2025 budget.
SB 597/HB 773	Human Services – Individuals With Disabilities and Service-Disabled Veterans Boating Fund (Ch. 194/Ch. 193)							
	GF	Disabilities	\$47,018	\$52,895	\$55,303	\$57,755	\$60,321	Potential GF support for grant program (in addition to amounts shown).
	SF	Disabilities	\$47,018	\$52,895	\$55,303	\$57,755	\$60,321	Potential grant expenditures (in addition to amounts shown). SF revenues increase correspondingly.
SB 614/HB 865	Maryland Medical Assistance Program and Health Insurance – Coverage for Prostheses (So Every Body Can Move Act) (Ch. 823/Ch. 822)							
	FF	Health	\$843,750	\$1,738,125	\$1,790,269	\$1,843,977	\$1,899,296	FF revenues increase correspondingly.
	GF	Health	\$843,750	\$1,738,125	\$1,790,269	\$1,843,977	\$1,899,296	
SB 616/HB 688	Maryland Historical Trust – Historical and Cultural Museum Assistance Program – Funding (Ch. 493/Ch. 494)							
	GF	Planning	\$0	\$5,000,000	\$5,000,000	\$5,000,000	\$5,000,000	
	SF	Planning	\$0	\$5,000,000	\$5,000,000	\$5,000,000	\$5,000,000	SF revenues increase correspondingly.
SB 623/HB 209	Prison Education Delivery Reform Commission (Ch. 946/Ch. 945)							
	GF	Gov. Office of Crime Prevention & Policy	\$143,965	\$73,840	\$0	\$0	\$0	

Legislation Affecting State Expenditures (Continued)

	<u>Fund</u>	<u>Agency</u>	<u>FY 2025</u>	<u>FY 2026</u>	<u>FY 2027</u>	<u>FY 2028</u>	<u>FY 2029</u>	<u>Comments</u>
SB 653/HB 1101	Standing – Environmental and Natural Resources Protection Proceedings (Clean Water Justice Act of 2024)(Ch. 536/Ch. 535)							
	GF	Judiciary	increase	increase	increase	increase	increase	Potential training costs.
	GF	Environment	\$86,397	\$103,594	\$108,192	\$112,923	\$117,872	
SB 667/HB 292	State Procurement – Maryland State Board of Contract Appeals – Attorney’s Fees (Ch. 821/Ch. 820)							
	GF/SF	All or Multiple Agencies	increase	increase	increase	increase	increase	Potential legal costs.
SB 668/HB 542	Department of Human Services – Children in Foster Care – Luggage (Ch. 345/Ch. 346)							
	GF	Human Services	\$120,480	\$84,480	\$84,480	\$84,480	\$84,480	Potential program expenditures (in addition to amounts shown).
SB 674	Abandoned or Sunken Vessels and Waterway Improvement Fund Grants (Ch. 560)							
	SF	Natural Resources	\$125,000	\$375,000	\$375,000	\$375,000	\$375,000	Mandated distribution beginning in FY 2026. Potential program costs (in addition to amounts shown).
SB 675/HB 452	Individual Tax Preparers – Code of Ethics, Notification of Actions, Enforcement, and Penalties (Stop Scam Tax Preparers Act) (Ch. 732/Ch. 731)							
	GF	Judiciary	\$32,300	\$0	\$0	\$0	\$0	
SB 680	State Government – Attorney General – Determinations and Settlements (Ch. 137)							
	GF	Attorney General	decrease	decrease	decrease	decrease	decrease	Potential litigation costs.
SB 684/HB 1074	Health Insurance – Mental Health and Substance Use Disorder Benefits – Sunset Repeal and Modification of Reporting Requirements (Ch. 233/Ch. 234)							
	SF	Insurance Administration	decrease	\$0	increase	\$0	increase	Contractual service costs.

Legislation Affecting State Expenditures (Continued)

	<u>Fund</u>	<u>Agency</u>	<u>FY 2024</u>	<u>FY 2025</u>	<u>FY 2026</u>	<u>FY 2027</u>	<u>FY 2028</u>	<u>Comments</u>
SB 688/HB 592	Prince George’s County – Judgeships – Circuit Courts (Ch. 756/Ch. 757)							
	GF	Judiciary	\$361,459	\$471,786	\$478,874	\$485,957	\$493,448	Included in FY 2025 budget.
SB 691/HB 899	Higher Education – Charles W. Riley Firefighter and Ambulance and Rescue Squad Member Scholarship – Alterations (Ch. 224/Ch. 223)							
	GF	Higher Education Commission	\$10,000	\$0	\$0	\$0	\$0	
SB 694/HB 887	Maryland Department of Health – Health Commissions and Maryland Insurance Administration – Study (Ch. 794/Ch. 795)							
	GF	Health	\$30,000	\$20,000	\$0	\$0	\$0	
SB 703/HB 877	Board of Public Works – Transparency Data Dashboard (Ch. 581/Ch. 580)							
	GF	Comptroller	\$170,544	\$183,194	\$186,904	\$190,710	\$194,692	Mandated appropriation beginning in FY 2026.
SB 705/HB 728	Health Insurance – Qualified Resident Enrollment Program (Access to Care Act) (Ch. 841/Ch. 842)							
	GF/SF	Health Benefit Exchange	\$0	increase	increase	increase	increase	Potential subsidy expenditures (subject to General Assembly approval).
SB 718	Maryland Pathway to Nursing Pilot Program and Advisory Committee – Establishment (Ch. 866)							
	GF	Higher Education Commission	\$184,204	\$498,463	\$507,240	\$529,461	\$552,709	Potential significant implementation costs (in addition to amounts shown).
SB 723/HB 97	Baby Food – Toxic Heavy Metals – Testing and Labeling (Rudy’s Law) (Ch. 954/Ch. 953)							
	GF	Health	\$27,655	\$25,483	\$26,469	\$27,500	\$28,573	
SB 740	Operating a Vessel While Under the Influence of Alcohol – Enforcement (Nick’s Law) (Ch. 418)							
	GF	Judiciary	\$37,567	\$0	\$0	\$0	\$0	

Legislation Affecting State Expenditures (Continued)

	<u>Fund</u>	<u>Agency</u>	<u>FY 2025</u>	<u>FY 2026</u>	<u>FY 2027</u>	<u>FY 2028</u>	<u>FY 2029</u>	<u>Comments</u>
SB 774/HB 1065	Public Safety – Maryland Entertainment District Security Grant Program (Ch. 747/Ch. 746)							
	GF	Gov. Office of Crime Prevention & Policy	\$250,000	\$1,000,000	\$1,000,000	\$1,000,000	\$1,000,000	Included in FY 2025 budget.
	SF	Gov. Office of Crime Prevention & Policy	\$0	\$1,000,000	\$1,000,000	\$1,000,000	\$1,000,000	SF revenues increase correspondingly.
SB 783	Public Utilities – Solar Energy Systems and Programs, Maryland Strategic Energy Investment Fund, and Prevailing Wage (Brighter Tomorrow Act) (Ch. 595)							
	SF	Energy Administration	decrease	decrease	decrease	decrease	decrease	Potential program expenditures. Special fund revenues decrease correspondingly. Mandated appropriation in FY 2026 and 2027 (no net impact on overall spending as the mandate is a reallocation of existing funds).
	SF	Public Service Commission	\$515,894	\$256,594	\$261,192	\$265,923	\$270,872	Special fund revenues increase correspondingly.
SB 791/HB 932	Health Insurance – Utilization Review – Revisions (Ch. 848/Ch. 847)							
	GF/SF/FF	Budget & Management	\$1,750,000	\$3,500,000	\$3,500,000	\$3,500,000	\$3,500,000	
SB 793/HB 895	Maryland Tort Claims Act – Sheriffs and Deputy Sheriffs – County Responsibility (Ch. 610/Ch. 611)							
	SF	Treasurer	(\$75,000)	(\$100,000)	(\$100,000)	(\$100,000)	(\$100,000)	
SB 797/HB 903	Education – Access to Attorneys, Advocates, and Consultants for Special Education Program and Fund – Established (Ch. 170/Ch. 171)							
	GF	Education	\$1,000,000	\$1,000,000	\$1,000,000	\$1,000,000	\$1,000,000	Included in FY 2025 budget (contingent). Mandated appropriation beginning in FY 2026.

Legislation Affecting State Expenditures (Continued)

	<u>Fund</u>	<u>Agency</u>	<u>FY 2024</u>	<u>FY 2025</u>	<u>FY 2026</u>	<u>FY 2027</u>	<u>FY 2028</u>	<u>Comments</u>
	SF	Education	\$1,000,000	\$1,000,000	\$1,000,000	\$1,000,000	\$1,000,000	SF revenues increase correspondingly.
SB 804/HB 741	Northwest Baltimore County Sports Tourism Facility – Feasibility Study (Ch. 615/Ch. 616)							
	GF	Stadium Authority	\$300,000	\$100,000	\$0	\$0	\$0	
SB 808	Anaerobic Digestion Technology – Coordination and Guidance (Ch. 445)							
	GF	Agriculture	\$70,000	\$0	\$0	\$0	\$0	
SB 816	Economic Development – Cyber Maryland Fund and Program – Alterations (Ch. 509)							
	GF	TEDCO	\$0	decrease	decrease	decrease	decrease	Mandated appropriation eliminated in FY 2025. Mandated appropriation beginning in FY 2026. Potential program expenditures.
	SF	Budget & Management	\$0	decrease	decrease	decrease	decrease	Mandated appropriation eliminated in FY 2025. Mandated appropriation beginning in FY 2026. Potential program expenditures.
	SF	TEDCO	\$0	decrease	decrease	decrease	decrease	Potential program expenditures. SF revenues decrease correspondingly.
SB 818	Information Technology – Artificial Intelligence – Policies and Procedures (Artificial Intelligence Governance Act of 2024) (Ch. 496)							
	GF	General Services	\$96,089	\$116,064	\$121,206	\$126,501	\$132,042	
	GF/SF	Information Technology	\$1,705,849	\$1,747,553	\$1,758,420	\$1,769,688	\$1,781,467	\$1.5 million available in Dedicated Purpose Account in FY 2025.
	GF/SF/ FF	All or Multiple Agencies	increase	increase	increase	increase	increase	Potential significant information technology expenditures.

Legislation Affecting State Expenditures (Continued)

<u>Fund</u>	<u>Agency</u>	<u>FY 2025</u>	<u>FY 2026</u>	<u>FY 2027</u>	<u>FY 2028</u>	<u>FY 2029</u>	<u>Comments</u>
HE	All or Multiple Agencies	increase	increase	increase	increase	increase	Potential significant information technology expenditures.
NB	All or Multiple Agencies	increase	increase	increase	increase	increase	Potential significant information technology expenditures.
SB 843/HB 669	Workers' Compensation – Benefits – Hearing Loss (Ch. 283/Ch. 282)						
GF/SF/FF	All or Multiple Agencies	increase	increase	increase	increase	increase	Minimal workers' compensation costs.
HE	All or Multiple Agencies	increase	increase	increase	increase	increase	Minimal workers' compensation costs.
NB	All or Multiple Agencies	increase	increase	increase	increase	increase	Minimal workers' compensation costs.
NB	Injured Workers' Insurance Fund	increase	increase	increase	increase	increase	Potential insurance claims payments. NB revenues increase correspondingly.
SB 850	State Personnel – Line-of-Duty Death and Funeral Benefits (Ch. 479)						
GF	Budget & Management	\$250,000	\$113,347	\$126,737	\$140,679	\$155,108	
GF	Public Safety & Correctional Services	\$90,000	\$93,337	\$96,684	\$100,170	\$103,777	
SB 859/HB 1163	State Department of Education – Division of Rehabilitation Services – Funding (Ch. 169/Ch. 168)						
GF	Education	\$700,000					Included in the FY 2025 budget (contingent).
SB 873	Courts – Immunity From Liability – Maryland Safe Haven Program (Ch. 366)						
GF	Human Services	\$250,000	\$250,000	\$250,000	\$250,000	\$250,000	

Legislation Affecting State Expenditures (Continued)

	<u>Fund</u>	<u>Agency</u>	<u>FY 2024</u>	<u>FY 2025</u>	<u>FY 2026</u>	<u>FY 2027</u>	<u>FY 2028</u>	<u>Comments</u>
SB 875/HB 1103	Miriam Kelty Aging and Senior Social Connection Hub and Spoke Pilot Program (Ch. 340/Ch. 341)							
	GF	Aging	\$0	\$80,000	\$80,000	\$80,000	\$0	Mandated appropriation in FY 2026 through 2028.
SB 882/HB 1139	Growing Family Child Care Opportunities Pilot Program – Permanent Establishment (Ch. 184/Ch. 183)							
	GF	Education	\$450,000	\$450,000	\$450,000	\$450,000	\$450,000	Included in FY 2025 budget (contingent). Mandated appropriation in FY 2026.
SB 890/HB 1086	Compensation for Individuals Erroneously Convicted – Alterations (Ch. 139/Ch. 138)							
	GF	Public Works	increase	increase	increase	increase	increase	Potential compensation payment expenditures.
SB 891/HB 1199	Transportation – MobilityLink Paratransit Service Improvements – Study (Ch. 647/Ch. 646)							
	GF	Univ. Sys. of Maryland	\$0	\$448,986	\$0	\$0	\$0	
	HE	Univ. Sys. of Maryland	\$448,986	\$0	\$0	\$0	\$0	
SB 896	Baltimore Convention and Tourism Redevelopment and Operating Authority Task Force (Ch. 635)							
	GF	Commerce	\$100,000	\$0	\$0	\$0	\$0	
SB 915/HB 979	Agriculture – Invasive Plant Species – Regulation (Biodiversity and Agriculture Protection Act) (Ch. 589/Ch. 590)							
	GF/SF	All or Multiple Agencies	increase	increase	increase	increase	increase	Potential implementation costs.
SB 937/HB 1157	Grow Your Own Educators Grant Program – Established (Ch. 227/Ch. 228)							
	GF	Education	\$1,452,600	\$2,689,437	\$3,997,857	\$5,350,565	\$5,449,434	
	HE	All or Multiple Agencies	increase	increase	increase	increase	increase	Grant expenditures. HE revenues increase correspondingly.

Legislation Affecting State Expenditures (Continued)

	<u>Fund</u>	<u>Agency</u>	<u>FY 2025</u>	<u>FY 2026</u>	<u>FY 2027</u>	<u>FY 2028</u>	<u>FY 2029</u>	<u>Comments</u>
SB 938/HB 1293	Maryland Department of Health – Public Education Campaign on Prostate, Lung, and Breast Cancer Prevention (Ch. 812/Ch. 813)							
	GF	Health	\$0	increase	increase	increase	increase	Mandated distribution in FY 2026 through 2030.
SB 943	Vehicle Laws – Bus Lane Obstruction – Monitoring Systems Expansion and Workgroup (Better Bus Service Act of 2024) (Ch. 751)							
	GF	Judiciary	\$17,298	\$0	\$0	\$0	\$0	
SB 950/HB 1127	Sexual Assault Forensic Examinations Conducted Through Telehealth – Reimbursement and Study (Ch. 833/Ch. 832)							
	GF	Executive Dept.	increase	increase	increase	increase	increase	Potential reimbursement expenditures and administrative costs.
SB 959/HB 1256	Electricity – Tariffs, Distributed Energy Resources, and Electric Distribution System Support Services (Distributed Renewable Integration and Vehicle Electrification (DRIVE) Act) (Ch. 475/Ch. 476)							
	SF	People’s Counsel	increase	increase	increase	increase	increase	Potential personnel and/or consultant costs. SF revenues increase correspondingly.
	SF	Public Service Commission	\$410,628	\$441,740	\$450,002	\$458,491	\$217,373	SF revenues increase correspondingly.
SB 960	Maryland Clean Energy Center – Climate Technology Founder’s Fund (Ch. 474)							
	NB	Maryland Clean Energy Center	\$1,200,000	\$1,200,000	\$1,200,000	\$1,200,000	increase	Potential discretionary appropriations beyond FY 2028. Potential use of investment returns as early as FY 2026 (in addition to amounts shown). NB revenues increase correspondingly.
	SF	Energy Administration	\$1,200,000	\$1,200,000	\$1,200,000	\$1,200,000	\$0	Mandated distribution in FY 2025 through 2028.

Legislation Affecting State Expenditures (Continued)

<u>Fund</u>	<u>Agency</u>	<u>FY 2024</u>	<u>FY 2025</u>	<u>FY 2026</u>	<u>FY 2027</u>	<u>FY 2028</u>	<u>Comments</u>
SF	Univ. Sys. of Maryland	increase	increase	increase	increase	increase	Potential program costs and grant expenditures. SF revenues increase correspondingly.
SB 969/HB 1165	Watershed, Stream, and Floodplain Restoration – Chesapeake and Atlantic Coastal Bays Restoration and Stream and Floodplain Restoration Funding (Whole Watershed Act) (Ch. 559/Ch. 558)						
GF	Natural Resources	\$200,000	\$177,896	\$185,730	\$193,773	\$202,187	Included in FY 2025 budget (contingent).
GF/SF	Environment	\$0	increase	increase	increase	increase	Implementation costs.
GF/SF/ FF	All or Multiple Agencies	\$0	increase	increase	increase	increase	Potential significant project costs.
NB	Transportation	\$0	increase	increase	increase	increase	Potential significant project costs.
SF	All or Multiple Agencies	increase	indeterminate	indeterminate	indeterminate	indeterminate	Potential discretionary transfers to Natural Resources beginning in FY 2025. Mandated distribution of \$100,000 annually from FY 2026 through 2030 (overall effect on SF spending may or may not be impacted).
SF	Natural Resources	increase	increase	increase	increase	increase	Grant expenditures. SF revenues increase correspondingly.
SB 972/HB 1005	Correctional Officers’ Retirement System – Membership (Ch. 136/Ch. 135)						
FF	All or Multiple Agencies	\$0	\$0	\$974,000	\$996,000	\$1,020,000	
GF	All or Multiple Agencies	\$0	\$0	\$2,922,000	\$2,988,000	\$3,060,000	

Legislation Affecting State Expenditures (Continued)

<u>Fund</u>	<u>Agency</u>	<u>FY 2025</u>	<u>FY 2026</u>	<u>FY 2027</u>	<u>FY 2028</u>	<u>FY 2029</u>	<u>Comments</u>
SF	All or Multiple Agencies	\$0	\$0	\$974,000	\$996,000	\$1,020,000	
SB 974/HB 933	Behavioral Health Crisis Response Services – 9-8-8 Trust Fund Fees (Ch. 781/Ch. 780)						
GF	Comptroller	\$1,324,610	\$1,660,512	\$1,666,750	\$836,771	\$840,377	GF revenues increase correspondingly. (Reflects use of maximum allowable administrative cost recovery from fee revenues. Actual costs may be less particularly in the out-years.)
GF/SF/FF	All or Multiple Agencies	increase	increase	increase	increase	increase	Minimal communication costs.
HE	All or Multiple Agencies	increase	increase	increase	increase	increase	Minimal communication costs.
NB	All or Multiple Agencies	increase	increase	increase	increase	increase	Minimal communication costs.
SF	Health	increase	increase	increase	increase	increase	Potential significant reimbursement expenditures. SF revenues partially correspond.
SB 975	Maryland Department of Health – Reproductive Health Care Clinic Security Grant Program – Establishment (Supporting Reproductive Health Care Clinics Act) (Ch. 768)						
GF	Health	\$28,732	\$500,000	\$0	\$0	\$0	
SB 982	Information Technology – Modernization of Information Technology Projects (Ch. 497)						
GF	General Services	\$1,000,000	\$0	\$0	\$0	\$0	
GF	Information Technology	\$148,217	\$375,560	\$183,377	\$391,406	\$299,805	Mandated appropriation beginning in FY 2026.

Legislation Affecting State Expenditures (Continued)

	<u>Fund</u>	<u>Agency</u>	<u>FY 2024</u>	<u>FY 2025</u>	<u>FY 2026</u>	<u>FY 2027</u>	<u>FY 2028</u>	<u>Comments</u>
	SF	Information Technology	\$1,000,000	\$0	\$0	\$0	\$0	Available in Dedicated Purpose Account in FY 2025.
SB 991	Behavioral Health – Language Assistance Services Pilot Program (Ch. 867)							
	GF	Health	\$201,079	\$190,808	\$36,943	\$0	\$0	Mandated appropriation FY 2026.
SB 999/HB 1125	Certified Nursing Assistants – Licensing Requirements and Administrative Updates (Ch. 819/Ch. 818)							
	SF	Health	\$209,901	\$103,594	\$108,192	\$112,923	\$117,872	
SB 1000/HB 1122	Maryland Health Care Commission – Nursing Homes – Acquisitions (Ch. 816/Ch. 817)							
	SF	Health	\$107,058	\$130,180	\$135,936	\$141,872	\$148,082	
SB 1014	State Procurement – Procurement Forecast and Outreach (Ch. 584)							
	GF	Executive Dept.	\$77,933	\$92,702	\$96,826	\$101,064	\$105,497	
SB 1039	Frederick County – Juveniles – Truancy Reduction Pilot Program (Ch. 993)							
	GF	Judiciary	\$155,000	\$155,000	\$155,000	\$155,000	\$155,000	
SB 1056	Cigarettes, Other Tobacco Products, and Electronic Smoking Devices – Revisions (Tobacco Retail Modernization Act of 2024) (Ch. 462)							
	GF	Judiciary	\$44,761	\$0	\$0	\$0	\$0	
	SF	Health	\$1,187,588	\$1,583,450	\$1,583,450	\$1,583,450	\$1,583,450	SF revenues increase correspondingly.
SB 1074/HB 991	Agriculture – Food Processing Residuals Utilization Permit – Establishment (Ch. 532/Ch. 531)							
	SF	Agriculture	\$481,733	\$333,005	\$347,344	\$362,607	\$378,048	SF revenues increase correspondingly.
SB 1080/HB 983	State Personnel – Maryland Department of Health – Pay Rates (Ch. 630/Ch. 631)							
	GF	Health	\$87,912	\$91,780	\$95,818	\$100,034	\$104,436	
	RF	Health	\$13,557	\$14,153	\$14,776	\$15,426	\$16,105	

Legislation Affecting State Expenditures (Continued)

	<u>Fund</u>	<u>Agency</u>	<u>FY 2025</u>	<u>FY 2026</u>	<u>FY 2027</u>	<u>FY 2028</u>	<u>FY 2029</u>	<u>Comments</u>
SB 1084/HB 1069	Workgroup for the Deaf, Deafblind, and Hard of Hearing – Established (Ch. 442/Ch. 443)							
	GF	Office of the Deaf and Hard of Hearing	\$67,123	\$0	\$0	\$0	\$0	\$10,000 included in FY 2025 budget (contingent).
SB 1091/HB 1076	Education – Blind and Visually Impaired Students – Textbook Equity (Ch. 750/Ch. 749)							
	GF	Education	\$86,397	\$103,594	\$108,192	\$112,923	\$117,872	
SB 1092/HB 1439	Emergency Services – Funding (Ch. 719/Ch. 718)							
	GF	Judiciary	\$18,543	\$0	\$0	\$0	\$0	
	SF	Emergency Management	\$0	\$1,500,000	\$1,500,000	\$1,500,000	\$1,500,000	Mandated appropriation beginning FY 2026.
	SF	Health	\$1,210,000	\$1,210,000	\$1,210,000	\$1,210,000	\$1,210,000	Mandated distribution beginning FY 2025.
	SF	Transportation	\$2,200,420	\$2,200,420	\$2,200,420	\$2,200,420	\$2,200,420	
SB 1099	Emergency Services – Automated External Defibrillator and Naloxone Co-Location Initiative – Requirements for Public Buildings (Ch. 764)							
	SF	MIEMSS	\$74,108	\$87,780	\$91,689	\$95,704	\$99,903	Potential significant implementation costs (in addition to amounts shown).
SB 1103	Hospitals and Related Institutions – Outpatient Facility Fees (Ch. 142)							
	SF	Health	\$75,000	\$75,000	\$0	\$0	\$0	
SB 1105/HB 845	Income Tax – Individual Income Tax Credit Eligibility Awareness Campaign (Ch. 726/Ch. 725)							
	GF	Comptroller	\$0	\$300,000	\$300,000	\$300,000	\$300,000	Mandated appropriation in FY 2026 through 2030.
	GF/SF	All or Multiple Agencies	\$0	increase	increase	increase	increase	Minimal administrative costs.

Legislation Affecting State Expenditures (Continued)

	<u>Fund</u>	<u>Agency</u>	<u>FY 2024</u>	<u>FY 2025</u>	<u>FY 2026</u>	<u>FY 2027</u>	<u>FY 2028</u>	<u>Comments</u>
SB 1107/HB 577	Housing and Community Development – Study on the Establishment of a Homeless Shelter Licensing Program (Ch. 152/Ch. 151)							
	GF	Housing & Community Development	\$77,933	\$92,702	\$96,826	\$101,064	\$105,497	
SB 1120	University System of Maryland – Academic Facilities Bonding Authority (Ch. 721)							
	BOND	Univ. Sys. of Maryland	\$30,000,000	\$0	\$0	\$0	\$0	Included in FY 2025 capital budget. Bond revenues increase correspondingly.
	HE	Univ. Sys. of Maryland	\$0	\$2,492,000	\$2,492,000	\$2,492,000	\$2,492,000	
SB 1142/HB 451	Tax Assistance for Low-Income Marylanders – Funding (Ch. 804/Ch. 727)							
	GF	Comptroller	\$0	\$300,000	\$300,000	\$300,000	\$300,000	Existing mandated appropriation increases beginning in FY 2026.
	HE	Univ. Sys. of Maryland	\$333,333	\$333,333	\$333,333	\$333,333	\$333,333	HE revenues increase correspondingly.
	SF	Comptroller	\$500,000	\$500,000	\$500,000	\$500,000	\$500,000	\$250,000 assumed in FY 2025 budget. SF revenues increase correspondingly.
SB 1144/HB 1266	Clean Water Commerce Account – Contracts for the Purchase of Environmental Outcomes (Ch. 501/Ch. 502)							
	SF	Environment	increase	increase	increase	increase	increase	Minimal administrative costs.
SB 1188/HB 1526	Maryland Protecting Opportunities and Regional Trade (PORT) Act (Ch. 3/Ch. 2)							
	GF	Higher Education Commission	increase	increase	increase	increase	increase	Potential appropriations to scholarship fund.
	NB	Labor	indeterminate	\$0	\$0	\$0	\$0	Unemployment benefit payments. NB revenues also effected in FY 2024.

Legislation Affecting State Expenditures (Continued)

<u>Fund</u>	<u>Agency</u>	<u>FY 2025</u>	<u>FY 2026</u>	<u>FY 2027</u>	<u>FY 2028</u>	<u>FY 2029</u>	<u>Comments</u>
NB	Transportation Authority	increase	increase	increase	increase	increase	Potential capital expenditures (NB bond revenues increase correspondingly) and debt service expenditures.
SF	Commerce	increase	\$0	\$0	\$0	\$0	SF expenditures increase by \$15.0 million in FY 2024 (added to FY 2024 budget via budget amendment). Potential additional temporary relief program expenditures in FY 2024 and/or 2025; SF revenues may partially or fully correspond.
SF	Labor	increase	\$0	\$0	\$0	\$0	SF expenditures increase by \$60.0 million in FY 2024 (added to FY 2024 budget via budget amendment); SF revenues increase correspondingly. Potential additional temporary relief program expenditures in FY 2024 and/or 2025; SF revenues may partially or fully correspond.
SF	Higher Education Commission	increase	increase	increase	increase	increase	Potential scholarship expenditures. SF revenues increase correspondingly.

Legislation Affecting State Expenditures (Continued)

<u>Fund</u>	<u>Agency</u>	<u>FY 2024</u>	<u>FY 2025</u>	<u>FY 2026</u>	<u>FY 2027</u>	<u>FY 2028</u>	<u>Comments</u>
SF	Reserve Fund	increase	\$0	\$0	\$0	\$0	SF expenditures increase by \$60.0 million in FY 2024 (added to FY 2024 via budget amendment) reflecting transfer of funds from Rainy Day Fund to Labor. Potential additional fund transfers from Rainy Day Fund to Labor and/or Commerce in FY 2024 and/or 2025.
HB 1/SB 325	See entry for SB 325.						
HB 5/SB 130	See entry for SB 130.						
HB 7	Housing Innovation Pilot Program and Housing Innovation Fund – Establishment (Housing Innovation Pilot Program Act of 2024) (Ch. 212)						
BOND	Housing & Community Development	\$10,000,000	\$0	\$0	\$0	\$0	Included in FY 2025 capital budget (contingent).
GF	Housing & Community Development	\$170,535	\$153,838	\$160,730	\$167,793	\$175,183	
SF	Housing & Community Development	\$10,000,000	\$5,000,000	\$5,000,000	\$5,000,000	\$5,000,000	SF revenues increase correspondingly.
HB 22/SB 178	See entry for SB 178.						
HB 51/SB 13	See entry for SB 13.						
HB 54	Property Tax – Transfer to Heir or Legatee – Payment Plans (Ch. 771)						
GF	Assessments & Taxation	\$67,271	\$78,982	\$82,509	\$86,123	\$89,906	Potential contractual service costs (in addition to amounts shown).

Legislation Affecting State Expenditures (Continued)

	<u>Fund</u>	<u>Agency</u>	<u>FY 2025</u>	<u>FY 2026</u>	<u>FY 2027</u>	<u>FY 2028</u>	<u>FY 2029</u>	<u>Comments</u>
HB 55/SB 88		See entry for SB 88.						
HB 75/SB 377		See entry for SB 377.						
HB 86/SB 180		See entry for SB 180.						
HB 96/SB 117		See entry for SB 117.						
HB 97/SB 723		See entry for SB 723.						
HB 105		Drunk Driving Offenses – Expungement and the Ignition Interlock System Program (Ch. 715)						
	GF	Public Safety & Correctional Services	increase	increase	increase	increase	increase	Potential personnel costs.
	GF	Judiciary	\$997,619	\$1,154,835	\$1,206,612	\$1,259,551	\$1,314,950	
HB 113/SB 42		See entry for SB 42.						
HB 117/SB 305		See entry for SB 305.						
HB 119		Public Health – Giving Infants a Future Without Transmission (GIFT) Act (Ch. 752)						
	FF	Health	\$667,665	\$916,926	\$944,434	\$972,767	\$1,001,950	FF revenues increase correspondingly.
	GF	Health	\$115,898	\$159,167	\$163,942	\$168,860	\$173,926	
HB 120/SB 32		See entry for SB 32.						
HB 127		Public Health – Nonoccupational Postexposure Prophylaxis (nPEP) Standing Order Program – Establishment (Ch. 753)						
	GF/FF	Health	indeterminate	indeterminate	indeterminate	indeterminate	indeterminate	Potential Medicaid expenditures. FF revenues correspond with FF expenditures.
HB 136		Employment Standards, Prevailing Wage, and Living Wage – Employer Adverse Actions and Enforcement (Ch. 207)						
	GF	Labor	\$225,049	\$209,283	\$218,247	\$227,408	\$236,991	

Legislation Affecting State Expenditures (Continued)

	<u>Fund</u>	<u>Agency</u>	<u>FY 2024</u>	<u>FY 2025</u>	<u>FY 2026</u>	<u>FY 2027</u>	<u>FY 2028</u>	<u>Comments</u>
HB 154/SB 286								See entry for SB 286.
HB 159/SB 465								See entry for SB 465.
HB 177/SB 59								See entry for SB 59.
HB 198/SB 126								See entry for SB 126.
HB 209/SB 623								See entry for SB 623.
HB 212/SB 155								See entry for SB 155.
HB 228								Natural Resources – Maryland State Parks – Funds and Plan Alterations (Ch. 402)
	SF	Natural Resources	\$0	(\$20,000,000)	\$6,666,667	\$6,666,666	\$6,666,666	
HB 230/SB 267								See entry for SB 267.
HB 233								Chesapeake and Atlantic Coastal Bays Critical Area Protection Program – Climate, Equity, and Administrative Provisions (Ch. 424)
	GF	Natural Resources	increase	increase	increase	increase	increase	Potential grant expenditures.
HB 238/SB 244								See entry for SB 244.
HB 253								Cannabis Reform – Alterations (Ch. 241)
	GF	Commerce	(\$225,731)	(\$235,076)	(\$245,486)	(\$256,212)	(\$267,434)	
	SF	Comptroller	(\$28,592,743)	(\$29,367,098)	(\$30,062,602)	(\$30,611,399)	(\$31,202,471)	SF revenues decrease correspondingly.
	SF	Cannabis Administration	\$27,130,359	\$27,130,359	\$27,130,359	\$27,130,359	\$27,130,359	SF revenues increase correspondingly.
HB 256/SB 166								See entry for SB 166.
HB 260/SB 192								See entry for SB 192.

Legislation Affecting State Expenditures (Continued)

	<u>Fund</u>	<u>Agency</u>	<u>FY 2025</u>	<u>FY 2026</u>	<u>FY 2027</u>	<u>FY 2028</u>	<u>FY 2029</u>	<u>Comments</u>
HB 261	Unemployment Insurance – Benefits – Election Judges (Ch. 617)							
	GF/SF/ FF	All or Multiple Agencies	increase	increase	increase	increase	increase	Minimal unemployment claim reimbursement costs.
	NB	Labor	increase	increase	increase	increase	increase	Minimal unemployment insurance benefit payments.
HB 287/SB 342	See entry for SB 342.							
HB 292/SB 667	See entry for SB 667.							
HB 328	Hospitals – Financial Assistance Policies – Revisions (Ch. 959)							
	GF/FF	Health	indeterminate	indeterminate	indeterminate	indeterminate	indeterminate	Potential Medicaid expenditures. FF revenues correspond with FF expenditures.
HB 333	Election Law – Election Disinformation and Improper Influence Related to Voting (Ch. 126)							
	GF	Election Board	\$0	\$0	\$0	\$0	\$0	GF expenditures increase by \$50,000 in FY 2024.
HB 336/SB 592	See entry for SB 592.							
HB 337/SB 315	See entry for SB 315.							
HB 338/SB 182	See entry for SB 182.							
HB 343	Environment – Dredged Material – Containment, Redeposit, and Oversight (Ch. 807)							
	GF/SF	All or Multiple Agencies	increase	increase	increase	increase	increase	Potential significant administrative costs. GF/SF revenues increase correspondingly.

Legislation Affecting State Expenditures (Continued)

	<u>Fund</u>	<u>Agency</u>	<u>FY 2024</u>	<u>FY 2025</u>	<u>FY 2026</u>	<u>FY 2027</u>	<u>FY 2028</u>	<u>Comments</u>
	NB	Environmental Service	increase	increase	increase	increase	increase	Potential significant contractual program costs. NB revenues increase correspondingly.
HB 364	Prince George's County – Stop Sign Monitoring Systems – Authorization PG 301-24 (Ch. 678)							
	GF	Judiciary	\$11,146	\$0	\$0	\$0	\$0	
HB 367/SB 527	See entry for SB 527.							
HB 372/SB 354	See entry for SB 354.							
HB 383/SB 27	See entry for SB 27.							
HB 390/SB 341	See entry for SB 341.							
HB 397/SB 570	See entry for SB 570.							
HB 410/SB 457	See entry for SB 457.							
HB 416	Public Schools – Active Shooter Safety Drills or Trainings – Requirements (Ch. 182)							
	GF	Maryland Center for School Safety	\$200,000	\$100,000	\$100,000	\$100,000	\$100,000	
HB 428/SB 370	See entry for SB 370.							
HB 431/SB 411	See entry for SB 411.							
HB 435	Child Support – Incarcerated Obligor (Ch. 427)							
	GF	Human Services	\$124,800	\$0	\$0	\$0	\$0	
HB 451/SB 1142	See entry for SB 1142.							
HB 452/SB 675	See entry for SB 675.							

Legislation Affecting State Expenditures (Continued)

<u>Fund</u>	<u>Agency</u>	<u>FY 2025</u>	<u>FY 2026</u>	<u>FY 2027</u>	<u>FY 2028</u>	<u>FY 2029</u>	<u>Comments</u>
HB 454	Disclosure of Tax Information – Tax Compliance Activity and Binding Data Use Agreements (Ch. 728)						
SF	Transportation	increase	increase	increase	increase	increase	Potential local highway user revenue grant expenditures.
HB 457	Environment – Synthetic Turf – Disclosure and Study (Ch. 567)						
GF	Environment	\$59,448	\$63,907	\$0	\$0	\$0	
HB 458/SB 111	See entry for SB 111.						
HB 465	Workplace Fraud and Prevailing Wage – Violations – Civil Penalty and Referrals (Ch. 309)						
GF	Comptroller	increase	increase	increase	increase	increase	Potential personnel costs.
HB 468/SB 532	See entry for SB 532.						
HB 475	Education – Open-Source Phonics Matching Grant Program – Establishment (Open-Source Phonics Matching Grant Program Act) (Ch. 270)						
GF	Education	\$150,000	\$150,000	\$150,000	\$150,000	\$150,000	Mandated appropriation beginning in FY 2026.
HB 496	Criminal Law – Sexual Crimes – Definition of Consent and Repeal of Force (Ch. 761)						
GF	Public Safety & Correctional Services	increase	increase	increase	increase	increase	Potential significant incarceration costs.
GF	Judiciary	\$7,000	\$0	\$0	\$0	\$0	
GF	Public Defender	increase	increase	increase	increase	increase	Potential significant personnel costs.
HB 504/SB 596	See entry for SB 596.						

Legislation Affecting State Expenditures (Continued)

	<u>Fund</u>	<u>Agency</u>	<u>FY 2024</u>	<u>FY 2025</u>	<u>FY 2026</u>	<u>FY 2027</u>	<u>FY 2028</u>	<u>Comments</u>
HB 513	Motor Vehicles – Work Zone Speed Control Systems – Revisions (Maryland Road Worker Protection Act of 2024) (Ch. 17)							
	GF	State Police	decrease	decrease	decrease	decrease	decrease	Potential administrative costs.
	SF	State Police	\$619,685	\$619,685	\$619,685	\$619,685	\$619,685	
	SF	Transportation	\$3,562,534	\$3,736,504	\$3,753,390	\$3,770,743	\$3,788,900	
HB 522	Public Schools – Student Telehealth Appointments – State Guidelines, Policies, and Access (Ch. 195)							
	GF	Education	\$100,000	\$0	\$0	\$0	\$0	
HB 531	Correctional Services – Parole Supervision Fees and Drug and Alcohol Abuse Test Payment – Repeal (Ch. 928)							
	GF	Public Safety & Correctional Services	increase	increase	increase	increase	increase	Potential significant substance use testing expenditures.
	SF	Budget & Management	decrease	decrease	decrease	decrease	decrease	Central Collection Unit administrative costs (due to reduced collection referrals from Public Safety & Correctional Services). SF revenues decrease correspondingly.
HB 538	Land Use – Affordable Housing – Zoning Density and Permitting (Housing Expansion and Affordability Act of 2024) (Ch. 122)							
	GF	Housing & Community Development	\$73,674	\$130,180	\$135,936	\$141,872	\$148,082	
HB 542/SB 668	See entry for SB 668.							
HB 545/SB 441	See entry for SB 441.							
HB 567/SB 541	See entry for SB 541.							
HB 571/SB 485	See entry for SB 485.							

Legislation Affecting State Expenditures (Continued)

	<u>Fund</u>	<u>Agency</u>	<u>FY 2025</u>	<u>FY 2026</u>	<u>FY 2027</u>	<u>FY 2028</u>	<u>FY 2029</u>	<u>Comments</u>
HB 575	Criminal Procedure – Victim Compensation – Alterations (Victim Compensation Reform Act of 2024) (Ch. 705)							
	FF	Gov. Office of Crime Prevention & Policy	\$0	\$0	\$0	increase	increase	Matching grant funding expenditures. FF revenues increase correspondingly.
	GF	Gov. Office of Crime Prevention & Policy	\$0	\$975,585	\$890,127	\$926,346	\$964,217	
	SF	Gov. Office of Crime Prevention & Policy	\$0	\$975,585	\$890,127	\$926,346	\$964,217	SF revenues increase correspondingly.
HB 576/SB 453	See entry for SB 453.							
HB 577/SB 1107	See entry for SB 1107.							
HB 582/SB 473	See entry for SB 473.							
HB 583/SB 475	See entry for SB 475.							
HB 584/SB 476	See entry for SB 476.							
HB 592/SB 688	See entry for SB 688.							
HB 598/SB 413	See entry for SB 413.							
HB 599	Maryland Community Investment Corporation – Establishment (Housing and Community Development Financing Act of 2024) (Ch. 123)							
	GF	New Agency (Maryland Community Investment Corporation)	\$800,000	\$800,000	\$800,000	\$800,000	\$800,000	Included in FY 2025 budget (contingent).
	NB	New Agency (Maryland Community Investment Corporation)	\$0	increase	increase	increase	increase	Administrative costs and debt/equity investment expenditures. NB revenues increase correspondingly.

Legislation Affecting State Expenditures (Continued)

	<u>Fund</u>	<u>Agency</u>	<u>FY 2024</u>	<u>FY 2025</u>	<u>FY 2026</u>	<u>FY 2027</u>	<u>FY 2028</u>	<u>Comments</u>
HB 603/SB 571	See entry for SB 571.							
HB 613	Natural Resources – Recreational Catching of Oysters or Clams – Requirements (Ch. 518)							
	SF	Natural Resources	increase	increase	increase	increase	increase	Oyster replenishment expenditures.
HB 624/SB 517	See entry for SB 517.							
HB 649/SB 525	See entry for SB 525.							
HB 666/SB 35	See entry for SB 35.							
HB 669/SB 843	See entry for SB 843.							
HB 678	Public Higher Education – Communities of Interest – Targeted Recruitment and Outreach Efforts (Ch. 38)							
	HE	All or Multiple Agencies	increase	increase	increase	increase	increase	Potential administrative costs.
HB 680/SB 536	See entry for SB 536.							
HB 685/SB 516	See entry for SB 516.							
HB 688/SB 616	See entry for SB 616.							
HB 693	Renters’ Rights and Stabilization Act of 2024 (Ch. 124)							
	GF	Housing & Community Development	\$344,515	\$412,934	\$430,161	\$447,916	\$466,481	Included in FY 2025 budget (contingent).
	GF	Judiciary	\$34,799	\$0	\$0	\$0	\$0	
HB 700	Election Law – Election Judges – Revisions (Ch. 504)							
	GF	Elections Board	\$0	decrease	decrease	decrease	decrease	Potential election-related costs.
HB 710/SB 559	See entry for SB 559.							

Legislation Affecting State Expenditures (Continued)

	<u>Fund</u>	<u>Agency</u>	<u>FY 2025</u>	<u>FY 2026</u>	<u>FY 2027</u>	<u>FY 2028</u>	<u>FY 2029</u>	<u>Comments</u>
HB 728/SB 705	See entry for SB 705.							
HB 737	Vehicle Laws – Slow Moving Vehicles – Right-Hand Lane (Ch. 577)							
	SF	Transportation	\$250,000	\$0	\$0	\$0	\$0	Potential signage costs (in addition to amount shown in FY 2025 only).
HB 741/SB 804	See entry for SB 804.							
HB 753/SB 358	See entry for SB 358.							
HB 756/SB 573	See entry for SB 573.							
HB 764	State Lottery Fund – Bus Rapid Transit Fund Distribution and Prince George’s County Blue Line Corridor Facility Fund – Alterations (Ch. 483)							
	NB	Stadium Authority	\$8,792,838	\$0	\$0	\$0	\$0	NB revenues increase correspondingly.
HB 773/SB 597	See entry for SB 597.							
HB 801/SB 551	See entry for SB 551.							
HB 811	Higher Education – Financial Well-Being Pilot Program – Establishment (Ch. 342)							
	HE	Morgan State University	\$157,748	\$104,435	\$108,993	\$9,100	\$0	
	HE	Univ. Sys. of Maryland	\$157,748	\$104,435	\$108,993	\$9,100	\$0	
HB 812/SB 589	See entry for SB 589.							
HB 814	Juvenile Law – Reform (Ch. 735)							
	GF	Juvenile Services	\$4,450,235	\$6,375,666	\$6,523,548	\$6,674,291	\$6,830,580	Potential significant personnel and capital costs (in addition to amounts shown).

Legislation Affecting State Expenditures (Continued)

<u>Fund</u>	<u>Agency</u>	<u>FY 2024</u>	<u>FY 2025</u>	<u>FY 2026</u>	<u>FY 2027</u>	<u>FY 2028</u>	<u>Comments</u>
GF	Gov. Office of Crime Prevention & Policy	\$200,286	\$182,576	\$190,700	\$199,045	\$207,777	
GF	Public Defender	\$1,916,639	\$2,582,744	\$2,697,431	\$2,815,421	\$2,938,860	
HB 823	Fire Protection and Prevention – Residential Rental Property – Requirements (Melanie Nicholle Diaz Fire Safety Act) (Ch. 744)						
GF	State Police	\$35,559	\$0	\$0	\$0	\$0	
HE	Univ. Sys. of Maryland	increase	\$0	\$0	\$0	\$0	Potential significant building improvement expenditures.
HB 833	Parents in Substance Use Disorder Treatment – Children in Need of Assistance and Treatment Facilities (Ch. 371)						
GF/FF	Human Services	indeterminate	indeterminate	indeterminate	indeterminate	indeterminate	Potential child placement expenditures.
GF/SF/ FF	Health	increase	increase	increase	increase	increase	Potential significant implementation and personnel costs. FF revenues increase correspondingly.
HB 845/SB 1105	See entry for SB 1105.						
HB 864	Energy Efficiency and Conservation Plans (Ch. 539)						
GF	Environment	\$403,218	\$185,404	\$193,652	\$202,126	\$210,991	Potential implementation costs (in addition to amounts shown).
SF	Housing & Community Development	\$0	\$0	increase	increase	increase	Significant program costs. SF revenues generally correspond.
SF	Energy Administration	\$50,000	\$0	\$0	\$0	\$0	
HB 865/SB 614	See entry for SB 614.						
HB 877/SB 703	See entry for SB 703.						

Legislation Affecting State Expenditures (Continued)

	<u>Fund</u>	<u>Agency</u>	<u>FY 2025</u>	<u>FY 2026</u>	<u>FY 2027</u>	<u>FY 2028</u>	<u>FY 2029</u>	<u>Comments</u>
HB 887/SB 694		See entry for SB 694.						
HB 895/SB 793		See entry for SB 793.						
HB 899/SB 691		See entry for SB 691.						
HB 903/SB 797		See entry for SB 797.						
HB 932/SB 791		See entry for SB 791.						
HB 933/SB 974		See entry for SB 974.						
HB 947	Civil Actions – Public Nuisances – Firearm Industry Members (Gun Industry Accountability Act of 2024) (Ch. 714)							
	GF	Attorney General	increase	increase	increase	increase	increase	Potential personnel costs.
HB 950	Maryland Transit Administration – Locally Operated Transit Systems – Mandatory Funding (Ch. 652)							
	SF	Transportation	\$0	\$0	\$0	\$0	\$0	Mandated appropriation beginning in FY 2026 (no net impact on expenditures as current budgeted amounts exceed the mandated amount).
HB 979/SB 915		See entry for SB 915.						
HB 981	Principal Departments – Individuals With Limited English Proficiency – Access to Public Services (Ch. 656)							
	GF	Emergency Management	\$100,000	\$200,000	\$200,000	\$200,000	\$200,000	
HB 983/SB 1080		See entry for SB 1080.						
HB 986/SB 594		See entry for SB 594.						
HB 991/SB 1074		See entry for SB 1074.						

Legislation Affecting State Expenditures (Continued)

	<u>Fund</u>	<u>Agency</u>	<u>FY 2024</u>	<u>FY 2025</u>	<u>FY 2026</u>	<u>FY 2027</u>	<u>FY 2028</u>	<u>Comments</u>
HB 1005/SB 972	See entry for SB 972.							
HB 1032	Highways – Tourist Area and Corridor Signage Program (Ch. 458)							
	GF	Commerce	\$53,049	\$14,741	\$0	\$0	\$0	
	SF	Transportation	\$86,397	\$103,594	\$108,192	\$112,923	\$117,872	SF revenues increase correspondingly.
HB 1047	Consumer Protection – Self-Administered Sexual Assault Evidence Collection Kits (Ch. 262)							
	GF	Gov. Office of Crime Prevention & Policy	\$50,000	\$50,000	\$50,000	\$50,000	\$50,000	
	SF	Gov. Office of Crime Prevention & Policy	\$50,000	\$50,000	\$50,000	\$50,000	\$50,000	SF revenues increase correspondingly.
HB 1056	State Board of Pharmacy – Prohibition on Discrimination Against 340B Drug Distribution (Ch. 962)							
	GF	Prescription Drug Affordability Board	\$7,500	\$7,500	\$0	\$0	\$0	
	SF	Health	\$39,561	\$41,884	\$43,707	\$45,613	\$47,600	
HB 1065/SB 774	See entry for SB 774.							
HB 1069/SB 1084	See entry for SB 1084.							
HB 1074/SB 684	See entry for SB 684.							
HB 1076/SB 1091	See entry for SB 1091.							
HB 1078	Maryland Medical Assistance Program – Remote Ultrasound Procedures and Remote Fetal Nonstress Tests (Ch. 889)							
	GF/FF	Health	indeterminate	indeterminate	indeterminate	indeterminate	indeterminate	Potential Medicaid expenditures. FF revenues correspond with FF expenditures.

Legislation Affecting State Expenditures (Continued)

	<u>Fund</u>	<u>Agency</u>	<u>FY 2025</u>	<u>FY 2026</u>	<u>FY 2027</u>	<u>FY 2028</u>	<u>FY 2029</u>	<u>Comments</u>
HB 1082	Blueprint for Maryland’s Future Implementation – Funding for Implementation Coordinators (Ch. 336)							
	GF	Education				\$1,816,129	\$1,807,912	Reflects use of GF to satisfy continued mandated appropriation beginning in FY 2028.
	SF	Education	\$1,837,333	\$1,820,402	\$1,813,876			Included in FY 2025 budget. Mandated appropriation beginning in FY 2026; amounts reflect use of SF to satisfy mandated appropriation through FY 2027.
HB 1086/SB 890	See entry for SB 890.							
HB 1101/SB 653	See entry for SB 653.							
HB 1103/SB 875	See entry for SB 875.							
HB 1122/SB 1000	See entry for SB 1000.							
HB 1125/SB 999	See entry for SB 999.							
HB 1127/SB 950	See entry for SB 950.							
HB 1128	Labor and Employment – Workforce Development – Talent Innovation Program and Fund (Ch. 421)							
	GF	Labor	\$2,000,000	\$2,000,000	\$2,000,000	\$2,000,000	\$2,000,000	Included in FY 2025 budget.
	SF	Labor	\$2,000,000	\$2,000,000	\$2,000,000	\$2,000,000	\$2,000,000	SF revenues increase correspondingly.
HB 1139/SB 882	See entry for SB 882.							

Legislation Affecting State Expenditures (Continued)

	<u>Fund</u>	<u>Agency</u>	<u>FY 2024</u>	<u>FY 2025</u>	<u>FY 2026</u>	<u>FY 2027</u>	<u>FY 2028</u>	<u>Comments</u>
HB 1143	Emergency Medical Services – Maryland Emergency Department Wait Time Reduction Commission – Establishment (Ch. 844)							
	SF	Health	\$100,000	\$100,000	\$100,000	\$0	\$0	
HB 1147	Environment – Playground Surfacing Materials – Prohibitions (Ch. 488)							
	GF	Environment	\$118,858	\$97,691	\$68,738	\$70,791	\$72,938	
HB 1157/SB 937	See entry for SB 937.							
HB 1163/SB 859	See entry for SB 859.							
HB 1165/SB 969	See entry for SB 969.							
HB 1167	Maryland Center for School Safety – Secure Schools Emergency Response Grant Program – Established (Ch. 293)							
	GF	Center for School Safety	\$3,000,000	\$3,000,000	\$3,000,000	\$3,000,000	\$3,000,000	
HB 1199/SB 891	See entry for SB 891.							
HB 1203	Economic Development – Strategic Infrastructure Revolving Loan Program and Tax Increment Financing (Ch. 449)							
	GF	MEDCO	\$15,000,000	\$20,000,000	\$20,000,000	\$20,000,000	\$20,000,000	
	SF	MEDCO	\$15,000,000	\$20,000,000	\$20,000,000	\$20,000,000	\$20,000,000	Use of pledged local funds and loan repayment revenues (in addition to amounts shown). SF revenues increase correspondingly.
HB 1212	State Retirement Agency – Director of Diversity, Equity, and Inclusion and Governance Program (Ch. 495)							
	GF/SF/	All or Multiple	\$42,823	\$52,072	\$54,374	\$56,749	\$59,233	
	FF	Agencies						
	RF	Retirement Agency	\$42,823	\$52,072	\$54,374	\$56,749	\$59,233	RF revenues increase correspondingly.
	SF	Retirement Agency	\$64,235	\$78,108	\$81,562	\$85,123	\$88,849	SF revenues increase correspondingly.

Legislation Affecting State Expenditures (Continued)

<u>Fund</u>	<u>Agency</u>	<u>FY 2025</u>	<u>FY 2026</u>	<u>FY 2027</u>	<u>FY 2028</u>	<u>FY 2029</u>	<u>Comments</u>
HB 1219	Public and Nonpublic Middle and High Schools – Venue-Specific Emergency Action Plans for Athletic Facilities (The Bailey Bullock Act) (Ch. 163)						
	GF/SF Emergency Management	increase	increase	increase	increase	increase	Potential implementation costs.
HB 1244	Maryland Higher Education Commission – Academic Program Approval and Institutional Mission Statements – Requirements (Ch. 963)						
	GF Labor	\$82,020	\$97,960	\$102,313	\$106,788	\$111,471	
	GF Higher Education Commission	\$82,020	\$97,960	\$102,313	\$106,788	\$111,471	
	GF Maryland Longitudinal Data System	\$100,000	\$0	\$0	\$0	\$0	
HB 1256/SB 959	See entry for SB 959.						
HB 1266/SB 1144	See entry for SB 1144.						
HB 1293/SB 938	See entry for SB 938.						
HB 1296	Electricity – Offshore Wind Projects – Alterations (Ch. 431)						
	GF General Services	increase	increase	\$0	\$0	\$0	Consultant costs.
	GF/SF Natural Resources	increase	\$0	\$0	\$0	\$0	Potential consultant costs.
	GF/SF/ All or Multiple Agencies	\$0	indeterminate	indeterminate	indeterminate	indeterminate	Potential significant effect on direct State expenditures for electricity.
	FF Agencies						
	HE All or Multiple Agencies	\$0	indeterminate	indeterminate	indeterminate	indeterminate	Potential significant effect on direct State expenditures for electricity.
HB 1334	Housing and Community Development – Continuing the CORE Partnership Fund – Extension (Ch. 335)						
	GF - Housing & Community Development	\$0	\$50,000,000	\$50,000,000	\$50,000,000	\$50,000,000	Mandated appropriation beginning in FY 2026.

Legislation Affecting State Expenditures (Continued)

	<u>Fund</u>	<u>Agency</u>	<u>FY 2024</u>	<u>FY 2025</u>	<u>FY 2026</u>	<u>FY 2027</u>	<u>FY 2028</u>	<u>Comments</u>
HB 1358	Natural Resources – Gwynns Falls State Park – Focus Group, Advisory Committee, and Report (Ch. 965)							
	GF/SF	Natural Resources	\$70,000	\$30,000	\$0	\$0	\$0	
HB 1386	Education – School Employee Antibias Training – Requirements (Ch. 128)							
	GF	Education	\$100,000	\$0	\$0	\$0	\$0	
HB 1388	Labor and Employment – Noncompete and Conflict of Interest Clauses for Veterinary and Health Care Professionals and Study of the Health Care Market (Ch. 378)							
	SF	Health	\$150,000	\$0	\$0	\$0	\$0	
HB 1390	Public Schools – Public School Construction – Funding and Administration (Ch. 354)							
	SF	School Construction	\$54,000,000	\$0	(\$10,000,000)	(\$10,000,000)	(\$10,000,000)	Mandated distribution from Prince George’s County Public-Private Partnership Fund in FY 2025 only. Mandated appropriation for School Safety Grant Program beginning in FY 2027. Existing mandated appropriation to Public School Facilities Priority Fund decreases beginning in FY 2027; SF revenues decrease correspondingly.

Legislation Affecting State Expenditures (Continued)

	<u>Fund</u>	<u>Agency</u>	<u>FY 2025</u>	<u>FY 2026</u>	<u>FY 2027</u>	<u>FY 2028</u>	<u>FY 2029</u>	<u>Comments</u>
HB 1426	Education – Blueprint for Maryland’s Future – Alterations (Ch. 164)							
	SF	Education	increase	increase	increase	increase	increase	Potential reimbursement expenditures. Extends a mandated appropriation through 2029 (no net impact on expenditures – impact is duplicative of HB 1441).
HB 1439/SB 1092	See Entry for SB 1092.							
HB 1441	Early Childhood Education – Publicly Funded Prekindergarten Programs – Alterations (Ch. 165)							
	GF	Education	\$1,000,000	\$0	\$0	\$0	\$0	
	SF	Education	\$0	\$5,687,000	\$0	\$0	\$0	Extends mandated appropriations. (no net impact on expenditures in for 2027 through 2029). Some impacts are duplicative of HB 1426.
HB 1472/SB 578	See entry for SB 578.							
HB 1482	Uninsured Driving Penalties – Funding for the Maryland Automobile Insurance Fund, Driver Education, and Transportation to Field Trips (Ch. 857)							
	NB	MAIF	increase	increase	increase	increase	increase	Potential significant Uninsured Division benefit payments and program expenditures.
	SF	Education	\$2,600,000	\$2,600,000	\$2,600,000	\$2,600,000	\$2,600,000	
HB 1507/SB 70	See entry for SB 70.							

Legislation Affecting State Expenditures (Continued)

	<u>Fund</u>	<u>Agency</u>	<u>FY 2024</u>	<u>FY 2025</u>	<u>FY 2026</u>	<u>FY 2027</u>	<u>FY 2028</u>	<u>Comments</u>
HB 1509	Baltimore Regional Water Governance Model Workgroup – Established (Ch. 503)							
	GF	Unknown	\$0	\$500,000	\$0	\$0	\$0	Mandated appropriation in FY 2026.
HB 1511	Forest Conservation Act – Modifications (Ch. 457)							
	GF - PAYGO	All or Multiple Agencies	decrease	decrease	\$0	\$0	\$0	Potential construction costs.
HB 1521	Maryland Children’s Health Program – Eligibility and Administration (Ch. 47)							
	FF	Health	(\$64,977)	(\$64,977)	(\$64,977)	(\$64,977)	\$0	FF revenues decrease correspondingly.
	GF	Health	(\$34,988)	(\$34,988)	(\$34,988)	(\$34,988)	\$0	
HB 1524	Horse Racing – Racing Facility Ownership and Construction – Racing Operations (Ch. 410)							
	BOND	Public Works	\$10,000,000	\$0	\$0	\$0	\$0	Mandated distribution in FY 2025 to Park Heights Renaissance Board of Directors for workforce housing.
	BOND	Maryland Thoroughbred Racetrack Operating Authority	(\$10,000,000)	\$0	\$0	\$0	\$0	
	GF	Labor	\$0	\$4,500,000	\$0	\$0	\$0	Mandated appropriation in FY 2026.
	GF - PAYGO	Public Works	\$0	\$6,200,000	\$0	\$0	\$0	Mandated appropriation in FY 2026 for Prince George’s County.
	SF	Labor	\$0	\$4,500,000	\$0	\$0	\$0	
	SF	Stadium Authority	\$0	\$24,000,000	\$24,000,000	\$24,000,000	\$24,000,000	

Legislation Affecting State Expenditures (Continued)

<u>Fund</u>	<u>Agency</u>	<u>FY 2025</u>	<u>FY 2026</u>	<u>FY 2027</u>	<u>FY 2028</u>	<u>FY 2029</u>	<u>Comments</u>
SF	Maryland Thoroughbred Racetrack Operating Authority	\$14,800,000	\$0	\$0	\$0	\$0	Special fund expenditures increase by \$2.0 million in FY 2024. SF revenues partially correspond.
SF	Lottery Agency	\$3,000,000	\$3,000,000	\$3,000,000	\$3,000,000	\$3,000,000	Mandated distribution to Prince George’s County beginning in FY 2025. SF revenues increase correspondingly.

HB 1525

Maryland Stadium Authority – Camden Yards Football Sports Facility Special Funds – Established (Ch. 403)

NB	Stadium Authority	\$10,000,000	indeterminate	indeterminate	indeterminate	indeterminate	Mandated distribution in FY 2025. Potential effect on contributions to capital works and emergency repair funds in out-years.
SF	Stadium Authority	increase	increase	increase	increase	increase	Capital works and emergency repair expenditures.

HB 1526/SB 1188 See entry for SB 1188.

Quantifiable Expenditures by Agency

<u>Agency</u>	<u>Fund</u>	<u>FY 2025</u>	<u>FY 2026</u>	<u>FY 2027</u>	<u>FY 2028</u>	<u>FY 2029</u>
Aging	GF	\$0	\$5,080,000	\$5,080,000	\$5,080,000	\$5,000,000
Agriculture	GF	\$70,000	\$0	\$0	\$0	\$0
	SF	\$481,733	\$1,333,005	\$1,347,344	\$1,362,607	\$1,378,048
All or Multiple Agencies	GF ¹	(\$30,298,950)	(\$9,627,940)	(\$1,633,626)	(\$1,565,251)	(\$1,400,767)
	SF	(\$1,884,788)	(\$1,797,046)	\$614,000	\$636,000	\$1,020,000
	FF	(\$2,770,200)	(\$909,125)	\$774,000	\$796,000	\$1,020,000
	NB	(\$1,315,224)	(\$424,478)	(\$170,000)	(\$170,000)	\$0
	HE	(\$11,154,174)	(\$3,718,058)	\$0	\$0	\$0
Archives	GF	\$63,813	\$0	\$0	\$0	\$0
Assessments & Taxation	GF	\$67,271	\$78,982	\$82,509	\$86,123	\$89,906
Attorney General's Office	GF	(\$1,125,810)	(\$810,440)	(\$979,894)	(\$993,751)	(\$657,914)
	SF	\$700,000	\$350,000	\$350,000	\$350,000	\$0
Baltimore City Community College	HE	\$25,000	\$25,000	\$25,000	\$0	\$0
Budget & Management²	GF	\$1,386,483	\$2,317,051	\$2,335,044	\$2,353,723	\$2,373,106
	SF	\$350,000	\$700,000	\$700,000	\$700,000	\$700,000
	FF	\$350,000	\$700,000	\$700,000	\$700,000	\$700,000
Comptroller	GF	\$3,076,925	\$3,042,455	\$3,065,762	\$2,253,269	\$1,935,069
	SF	(\$27,592,743)	(\$28,367,098)	(\$29,062,602)	(\$29,611,399)	\$1,000,000

Quantifiable Expenditures by Agency (Continued)

<u>Agency</u>	<u>Fund</u>	<u>FY 2025</u>	<u>FY 2026</u>	<u>FY 2027</u>	<u>FY 2028</u>	<u>FY 2029</u>
Crime Prevention, Youth, and Victim Services						
	GF	\$3,865,316	\$5,269,733	\$5,122,035	\$5,170,166	\$4,195,474
	SF	\$5,050,000	\$6,025,585	\$5,940,127	\$5,976,346	\$6,014,217
Department of Commerce						
	GF	(\$911,285)	(\$1,116,741)	(\$1,137,294)	(\$1,143,289)	(\$882,128)
Department of Information Technology³						
	GF	\$354,066	\$2,123,113	\$1,941,797	\$2,161,094	\$2,081,272
	SF	\$2,500,000	\$0	\$0	\$0	\$0
Disabilities						
	GF	\$94,036	\$105,790	\$110,606	\$115,510	\$120,642
	SF	\$94,036	\$105,790	\$110,606	\$115,510	\$120,642
Education						
	GF	\$5,488,997	\$4,799,016	(\$354,747,956)	\$15,764,274	\$9,425,218
	SF	(\$2,272,443)	(\$158,781)	\$452,478,722	\$72,155,689	(\$1,400,000)
Election Board						
	GF	\$0	\$0	\$0	\$0	\$0
Emergency Management						
	GF	\$150,000	\$225,000	\$200,000	\$200,000	\$200,000
	SF	\$0	\$4,500,000	\$4,500,000	\$4,500,000	\$3,000,000
Energy Administration						
	SF	\$2,309,901	\$1,303,594	\$1,308,192	\$1,312,923	\$117,872
Environment						
	GF	\$667,921	\$450,596	\$370,582	\$385,840	\$401,801
	SF	\$600,000	\$600,000	\$600,000	\$600,000	\$600,000
Executive Department						
	GF	\$20,392,558	\$15,709,025	\$694,242	\$724,619	\$756,398

Quantifiable Expenditures by Agency (Continued)

<u>Agency</u>	<u>Fund</u>	<u>FY 2025</u>	<u>FY 2026</u>	<u>FY 2027</u>	<u>FY 2028</u>	<u>FY 2029</u>
General Services	GF	\$1,096,089	\$116,064	\$121,206	\$126,501	\$132,042
Higher Education Commission	GF	(\$73,764,345)	(\$89,065,401)	(\$83,686,874)	(\$76,745,236)	\$835,973
	SF	\$0	\$5,000,000	\$5,000,000	\$5,000,000	\$5,000,000
Housing & Community Development	GF	\$10,708,343	\$15,835,688	\$15,871,798	\$15,908,930	\$20,947,769
	FF	\$26,295,795	\$26,727,727	\$26,727,727	\$26,727,727	\$26,727,727
	GF – PAYGO	\$0	\$50,000,000	\$50,000,000	\$50,000,000	\$0
	BOND	\$10,000,000	\$0	\$0	\$0	\$0
Human Services	GF	\$4,695,280	\$4,205,800	\$4,205,800	\$4,205,800	\$4,205,800
Judiciary	GF	\$2,080,166	\$1,914,830	\$1,840,486	\$1,900,508	\$1,963,398
Juvenile Services	GF	\$4,450,235	\$6,375,666	\$6,523,548	\$6,674,291	\$6,830,580
Labor	GF	\$2,405,839	\$7,085,679	\$2,591,208	\$2,607,843	\$2,625,246
	SF	\$2,000,000	(\$862,900,000)	\$2,000,000	\$2,000,000	\$2,000,000
Lottery Agency	SF	\$3,000,000	\$3,000,000	\$3,000,000	\$3,000,000	\$0
Maryland Cannabis Administration	SF	\$27,130,359	\$27,130,359	\$27,130,359	\$27,130,359	\$0

Quantifiable Expenditures by Agency (Continued)

<u>Agency</u>	<u>Fund</u>	<u>FY 2025</u>	<u>FY 2026</u>	<u>FY 2027</u>	<u>FY 2028</u>	<u>FY 2029</u>
Maryland Department of Health						
	GF	(\$368,034)	\$11,731,507	\$13,132,898	\$13,186,654	\$13,315,577
	SF	\$13,325,047	\$5,724,587	\$5,664,513	\$5,579,891	\$4,385,973
	FF	\$1,571,438	\$2,590,074	\$2,669,726	\$2,751,767	\$2,901,246
Maryland State Library Agency						
	GF	\$616,466	\$620,675	\$624,920	\$629,202	\$632,837
MEDCO						
	GF	\$15,000,000	\$20,000,000	\$20,000,000	\$20,000,000	\$20,000,000
	SF	\$15,000,000	\$20,000,000	\$20,000,000	\$20,000,000	\$20,000,000
MIEMSS						
	SF	\$74,108	\$87,780	\$91,689	\$95,704	\$99,903
Morgan State University						
	HE	\$207,748	\$154,435	\$158,993	\$9,100	\$0
Natural Resources⁴						
	GF	(\$11,202,827)	(\$2,792,104)	(\$2,814,270)	(\$2,806,227)	\$202,187
	SF	\$2,125,000	(\$17,625,000)	\$9,041,667	\$9,041,666	\$7,041,666
New Agency						
	GF	\$1,403,067	\$2,253,169	\$2,291,653	\$2,331,024	\$2,371,890
	SF	\$1,000,000	\$0	\$0	\$0	\$0
Other						
	GF	\$3,384,723	\$3,607,500	\$3,100,000	\$3,100,000	\$3,100,000
	SF	\$14,800,000	\$0	\$0	\$0	\$0
	NB	\$1,200,000	\$1,200,000	\$1,200,000	\$1,200,000	\$0
	BOND	(\$10,000,000)	\$0	\$0	\$0	\$0
People's Counsel						
	SF	\$528,368	\$672,653	\$701,506	\$731,264	\$762,396

Quantifiable Expenditures by Agency (Continued)

<u>Agency</u>	<u>Fund</u>	<u>FY 2025</u>	<u>FY 2026</u>	<u>FY 2027</u>	<u>FY 2028</u>	<u>FY 2029</u>
Planning						
	GF	\$1,000,000	\$6,000,000	\$6,000,000	\$6,000,000	\$6,000,000
	SF	\$0	\$5,000,000	\$5,000,000	\$5,000,000	\$5,000,000
Public Defender						
	GF	\$1,916,639	\$2,582,744	\$2,697,431	\$2,815,421	\$2,938,860
Public Safety & Correctional Services						
	GF	\$532,966	\$5,754,018	\$5,777,862	\$5,802,405	\$5,828,042
	SF	\$300,000	\$0	\$0	\$0	\$0
Public Service Commission						
	SF	\$2,452,383	\$2,556,309	\$2,627,696	\$2,701,061	\$2,527,815
Public Works, Board of						
	GF -					
	PAYGO	\$0	\$6,200,000	\$0	\$0	\$0
	BOND	\$10,000,000	\$0	\$0	\$0	\$0
Reserve Fund						
	SF	\$0	(\$60,000,000)	(\$70,000,000)	\$0	\$0
Retirement Agency						
	SF	\$64,235	\$78,108	\$81,562	\$85,123	\$88,849
School Construction						
	GF	(\$10,000,000)	(\$10,000,000)	\$0	\$0	\$0
	SF	\$54,000,000	\$0	(\$10,000,000)	(\$10,000,000)	(\$10,000,000)
Stadium Authority						
	GF	\$300,000	\$100,000	\$0	\$0	\$0
	SF	\$0	\$24,000,000	\$24,000,000	\$24,000,000	\$0
	NB	\$8,792,838	\$0	\$0	\$0	\$0

Quantifiable Expenditures by Agency (Continued)

<u>Agency</u>	<u>Fund</u>	<u>FY 2025</u>	<u>FY 2026</u>	<u>FY 2027</u>	<u>FY 2028</u>	<u>FY 2029</u>
State Police						
	GF	\$100,232	\$27,629	\$0	\$0	\$0
	SF	\$619,685	\$619,685	\$619,685	\$619,685	\$619,685
TEDCO						
	GF	\$1,511,500	\$1,439,000	\$1,429,000	(\$81,000)	(\$91,000)
	SF	(\$551,000)	(\$561,000)	(\$571,000)	(\$581,000)	(\$591,000)
	NB	\$850,000	\$850,000	\$850,000	\$0	\$0
Transportation						
	SF	(\$13,473,943)	(\$13,112,805)	\$16,007,587	\$16,029,671	\$8,307,612
Treasurer						
	SF	(\$75,000)	(\$100,000)	(\$100,000)	(\$100,000)	(\$100,000)
University System of Maryland						
	GF	\$0	\$1,948,986	\$3,000,000	\$4,500,000	\$6,000,000
	HE	\$1,523,400	\$3,513,101	\$3,517,659	\$3,167,766	\$3,158,666
	BOND	\$30,000,000	\$0	\$0	\$0	\$0
Veterans Affairs						
	GF	\$431,381	\$340,630	\$355,602	\$371,078	\$387,262

¹ Assumes that quantified expenditures associated with House Bill 1212 (Ch. 495) are met with 100% general funds.

² Assumes that quantified expenditures associated with Senate Bill 791 (Ch. 848)/House Bill 932 (Ch. 847) consist of 60% general funds, 20% special funds, and 20% federal funds.

³ Assumes that quantified expenditures associated with Senate Bill 818 (Ch. 496) consist of \$1.5 million in special funds in FY 2025 and the remainder are met with general funds.

⁴ Assumes that quantified expenditures associated with House Bill 1358 (Ch. 965) are met with 100% general funds.

Totals by Fund Type/Summary of Quantifiable Expenditure Effects

<u>Fund Type</u>	<u>FY 2025</u>	<u>FY 2026</u>	<u>FY 2027</u>	<u>FY 2028</u>	<u>FY 2029</u>
GF ^{1,2,3,4}	\$97,670,883	\$17,754,510	(\$336,417,029)	\$41,126,227	\$36,838,697
GF PAYGO	\$0	\$56,200,000	\$50,000,000	\$50,000,000	\$50,000,000
FF ^{2,3}	(\$677,375)	\$2,380,949	\$4,143,726	\$4,247,767	\$4,421,246
SF ²	\$195,267,874	(\$858,410,071)	\$496,597,544	\$185,780,232	\$181,813,087
BOND	\$40,000,000	\$0	\$0	\$0	\$0
NB	\$19,527,614	\$1,625,522	\$1,880,000	\$1,030,000	(\$168,000)
HE	(\$9,731,359)	(\$358,855)	\$3,368,319	\$2,843,533	\$2,825,333
RF	\$56,380	\$66,225	\$69,150	\$72,175	\$75,338

¹ Assumes that quantified expenditures associated with House Bill 1212 (Ch. 495) are met with 100% general funds.

² Assumes that quantified expenditures associated with Senate Bill 791 (Ch. 848)/House Bill 932 (Ch. 847) consist of 60% general funds, 20% special funds, and 20% federal funds.

³ Assumes that quantified expenditures associated with Senate Bill 818 (Ch. 496) consist of \$1.5 million in special funds in FY 2025 and the remainder are met with general funds.

⁴ Assumes that quantified expenditures associated with House Bill 1358 (Ch. 965) are met with 100% general funds.

Quantifiable Regular Positions Needed by Agency

<u>Agency</u>	<u>Fund</u>	<u>Beginning in FY 2025</u>	<u>Beginning in FY 2026</u>
Aging	GF	0	2.0
Agriculture	SF	3.0	0
Assessments & Taxation	GF	1.0	0
Attorney General's Office	GF	-4.0	0
Budget & Management	GF	1.0	0
Comptroller	GF	7.0	0
Crime Prevention, Youth, and Victim Services	GF	2.5	0
	SF	0	11.0
Department of Commerce	GF	1.0	0
Department of Information Technology	GF	2.0	0
	GF/SF	1.0	0

Effect of the 2024 Legislative Program on the Financial Condition of the State

Quantifiable Regular Positions Needed by Agency (Continued)

<u>Agency</u>	<u>Fund</u>	<u>Beginning in FY 2025</u>	<u>Beginning in FY 2026</u>
Disabilities	SF	0.5	0
Education	GF	3.0	0
	SF	1.0	0
Energy Administration	SF	3.0	0
Environment	GF	4.0	0
Executive Department	GF	4.0	3.0
General Services	GF	1.0	0
Higher Education Commission	GF	5.0	3.5
Housing & Community Development	GF	7.0	0
	SF	1.0	0
Judiciary	GF	20.0	0

Quantifiable Regular Positions Needed by Agency (Continued)

<u>Agency</u>	<u>Fund</u>	<u>Beginning in FY 2025</u>	<u>Beginning in FY 2026</u>
Juvenile Services	GF	35.0	0
Labor	GF	4.5	0
Maryland Department of Health	GF	9.0	1.5
	SF	3.25	0
MIEMSS	SF	1.0	0
Morgan State University	HE	1.0	0
Natural Resources	GF	2.0	0
New Agency – (Maryland Community Investment Corporation)	GF	1.0	0
New Agency – (Office of the Correctional Ombudsman)	GF	4.0	7.0
	SF	7.0	-7.0
People’s Counsel	SF	5.0	0

Effect of the 2024 Legislative Program on the Financial Condition of the State

Quantifiable Regular Positions Needed by Agency (Continued)

<u>Agency</u>	<u>Fund</u>	<u>Beginning in FY 2025</u>	<u>Beginning in FY 2026</u>
Planning	SF	0	2.0
Public Defender	GF	24.0	0
Public Safety & Correctional Services	GF	5.0	0
Public Service Commission	SF	17.0	0
Retirement Agency	SF	1.0	0
Transportation	SF	1.0	0
University System of Maryland	HE	1.0	0
Veterans Affairs	GF	1.0	0
Total		186.75	23.0

Quantifiable Contractual Positions Needed by Agency

<u>Agency</u>	<u>Fund</u>	<u>Beginning in FY 2025</u>	<u>Beginning in FY 2026</u>
Agriculture	SFC	0.5	0
Archives	GFC	1.0	-1.0
Attorney General's Office	GFC	1.5	0
Crime Prevention, Youth, and Victim Services	GFC	2.5	-2.0
Department of Commerce	GFC	1.0	-1.0
Department of Information Technology	GF/SFC	1.0	0
Energy Administration	SFC	4.0	0
Environment	GFC	1.0	0
	SFC	0	1.0
Labor	GFC	0.5	-0.5

Quantifiable Contractual Positions Needed by Agency (Continued)

<u>Agency</u>	<u>Fund</u>	<u>Beginning in FY 2025</u>	<u>Beginning in FY 2026</u>
Maryland Department of Health	GFC	3.5	-1.75
	SFC	0.5	0
State Police	GFC	2.0	-2.0
Veterans Affairs	GFC	1.0	-1.0
Total		20.0	-8.25

Chapter 4. Local Government

- State Aid to Local Governments
- Summary of State Mandates
- Legislation Affecting Local Government Revenues
- Legislation Affecting Local Government Expenditures

State Aid to Local Governments

Overview

State aid to local governments will total \$10.8 billion in fiscal 2025, representing a \$508.3 million, or 4.9%, increase over fiscal 2024. Direct aid will increase by \$323.9 million, and State funding for retirement payments will increase by \$184.4 million. As in prior years, local school systems will receive the largest total increase in State funding, though not in terms of percentage change. **Exhibit 4.1** compares State aid by governmental entity in fiscal 2024 and 2025.

Exhibit 4.1
State Aid to Local Governments
Fiscal 2024 and 2025
(\$ in Millions)

	<u>2024</u>	<u>2025</u>	<u>\$ Difference</u>	<u>% Difference</u>
Public Schools	\$7,891.6	\$8,159.0	\$267.4	3.4%
Libraries	70.1	71.9	1.8	2.6%
Community Colleges	430.3	422.6	-7.7	-1.8%
Local Health	115.8	123.2	7.4	6.4%
County/Municipal	963.9	1,018.9	55.0	5.7%
Subtotal – Direct Aid	\$9,471.6	\$9,795.6	\$323.9	3.4%
Retirement Payments	\$811.3	\$995.7	\$184.4	22.7%
Total	\$10,282.9	\$10,791.3	\$508.3	4.9%

Source: Department of Legislative Services

Changes by Program

State aid to local governments increases for Baltimore City and all counties in Maryland except Calvert County in fiscal 2025. The sizeable decrease in State aid for Calvert County is due to an upward adjustment to the county's local wealth measure due to the reclassification of two energy-related facilities, which resulted in a substantial increase in the county's personal property base. As a result, State funding under several major education aid programs decreased to

recognize the higher property tax base for the county. **Exhibit 4.2** summarizes the distribution of direct aid by governmental unit and shows the estimated State retirement payments for local government employees. **Exhibit 4.3** shows total State aid in fiscal 2024 and 2025 by program. A more detailed discussion of the changes in State aid in fiscal 2025 follows the exhibits.

Primary and Secondary Education

State aid to public schools will total \$9.1 billion in fiscal 2025, an increase of \$439.6 million over fiscal 2024, and includes \$8.2 billion in direct aid and \$917.2 million in retirement payments. Public schools account for the vast majority of State funding to local governments, representing approximately 84% of total State aid. The majority of this increase is driven by five major direct aid programs (\$311.8 million) and teachers' retirement payments (\$172.2 million). The following provides a summary of the funding increase for these programs, along with the foundation program, which remains the single greatest contributor to overall State aid to public schools.

Foundation funding increases by \$10.0 million in fiscal 2025, or 0.3%, due to the largely offsetting impacts of a 1.7% increase in the per pupil funding amount and a 0.7% decrease in the enrollment count used to determine program funding. The fiscal 2025 budget also includes a foundation special hold harmless grant of \$854,945 for Garrett County Public Schools, preventing a substantial decrease in direct State education aid for the school system.

Funding for the Concentration of Poverty Grant program, which provides funding to schools with relatively high concentrations of low-income students, increases by \$136.0 million in fiscal 2025, due to an expansion of school eligibility for both personnel grants and per pupil grants.

Special education formula funding increases by \$65.3 million in fiscal 2025, due to per pupil funding increases and a 4.4% increase in the relevant enrollment count. Formula funding for English learners increases by \$46.0 million in fiscal 2025, due to per pupil funding increases and a 6.1% increase in the enrollment count. Compensatory education funding, which provides additional resources for students from low-income families, increases by \$29.2 million in fiscal 2025, due mostly to a 1.3% increase in free and reduced-price meal student enrollment.

The full-day prekindergarten program increases by \$35.3 million in fiscal 2025, despite a delay in State funding for students whose families earn between 300% and 600% of the federal poverty level under the Budget Reconciliation and Financing Act (BRFA) of 2024, **Senate Bill 362 (Chapter 717)**. The increase in program funding is driven by a 20.8% increase in the student count and a 12.2% increase in per pupil funding. The BRFA also alters full-day prekindergarten program State funding in fiscal 2026 and subsequent years.

Exhibit 4.2
State Aid to Local Governments
Fiscal 2025 Legislative Appropriation
(\$ in Thousands)

County	County - Municipal	Community Colleges	Direct State Aid				Subtotal	Retirement	Total	Change Over FY 2024	Percent Change
			Public Schools	Libraries	Health						
Allegany	\$19,463	\$10,300	\$112,316	\$894	\$5,495	\$148,468	\$10,042	\$158,510	\$20,109	14.5%	
Anne Arundel	56,622	45,157	552,972	3,117	10,178	668,046	87,550	755,596	38,504	5.4%	
Baltimore City	395,347	0	1,176,921	9,741	11,528	1,593,536	78,178	1,671,715	88,418	5.6%	
Baltimore	38,376	72,386	944,801	7,633	7,678	1,070,874	125,495	1,196,369	63,844	5.6%	
Calvert	7,573	5,068	89,316	610	3,540	106,108	16,785	122,893	-19,335	-13.6%	
Caroline	7,976	2,639	81,213	374	2,316	94,517	5,706	100,224	4,449	4.6%	
Carroll	9,994	13,932	188,084	1,304	4,963	218,277	25,426	243,703	14,163	6.2%	
Cecil	10,804	8,972	139,218	973	3,600	163,567	16,792	180,359	3,089	1.7%	
Charles	7,386	9,888	269,784	1,412	5,569	294,040	26,699	320,739	16,826	5.5%	
Dorchester	9,386	1,664	61,595	356	3,123	76,124	4,962	81,086	6,599	8.9%	
Frederick	16,973	21,906	381,365	1,991	5,501	427,735	48,100	475,835	29,098	6.5%	
Garrett	7,636	5,295	26,804	165	3,050	42,950	4,278	47,228	514	1.1%	
Harford	12,279	18,884	314,702	2,179	6,387	354,431	41,788	396,220	26,409	7.1%	
Howard	12,773	34,965	367,839	1,259	6,574	423,411	75,520	498,930	27,188	5.8%	
Kent	1,950	904	11,798	132	2,720	17,503	2,367	19,870	1,083	5.8%	
Montgomery	70,620	74,313	979,852	3,852	5,693	1,134,330	202,947	1,337,277	103,138	8.4%	
Prince George's	165,624	47,910	1,605,058	8,692	9,319	1,836,603	141,908	1,978,511	57,390	3.0%	
Queen Anne's	3,276	3,106	44,202	222	2,403	53,209	7,711	60,920	2,594	4.4%	
St. Mary's	5,042	6,577	146,710	949	4,215	163,492	16,876	180,369	3,587	2.0%	
Somerset	10,016	1,438	45,425	334	2,205	59,418	3,632	63,050	3,142	5.2%	
Talbot	4,033	2,590	22,405	139	2,268	31,435	4,925	36,360	2,178	6.4%	
Washington	12,259	16,707	248,618	1,664	4,760	284,007	21,968	305,976	14,611	5.0%	
Wicomico	22,713	8,410	203,305	1,286	5,647	241,361	16,903	258,265	12,159	4.9%	
Worcester	10,879	3,129	30,676	197	4,466	49,347	9,162	58,508	4,357	8.0%	
Unallocated	99,854	6,470	113,982	22,471	0	242,777	0	242,777	-15,776	-6.1%	
Total	\$1,018,851	\$422,611	\$8,158,960	\$71,946	\$123,198	\$9,795,567	\$995,722	\$10,791,288	\$508,338	4.9%	

Note: County/Municipal includes the municipal share of police aid, highway user revenue, and fire aid.

State Aid to Local Governments
Fiscal 2024 Working Appropriation
(\$ in Thousands)

County	<i>Direct State Aid</i>						Retirement	Total
	County - Municipal	Community Colleges	Public Schools	Libraries	Health	Subtotal		
Allegany	\$17,100	\$9,901	\$97,287	\$886	\$4,976	\$130,149	\$8,252	\$138,401
Anne Arundel	53,959	45,914	533,221	2,907	9,437	645,438	71,653	717,091
Baltimore City	367,784	0	1,130,576	9,715	11,528	1,519,603	63,694	1,583,296
Baltimore	36,586	75,316	904,272	7,470	7,665	1,031,309	101,216	1,132,525
Calvert	7,097	5,559	111,773	618	3,234	128,281	13,947	142,228
Caroline	8,245	2,684	77,577	369	2,168	91,043	4,732	95,775
Carroll	8,796	14,369	179,385	1,258	4,558	208,366	21,173	229,540
Cecil	11,217	9,838	137,894	951	3,309	163,208	14,062	177,270
Charles	6,582	9,932	259,092	1,385	5,096	282,086	21,827	303,913
Dorchester	8,519	1,837	56,925	346	2,832	70,459	4,029	74,488
Frederick	14,483	19,539	368,578	1,906	5,092	409,597	37,140	446,737
Garrett	7,255	6,116	26,864	182	2,735	43,153	3,561	46,713
Harford	11,033	19,317	299,041	2,121	5,937	337,449	32,362	369,811
Howard	11,735	35,437	357,479	1,209	5,931	411,791	59,951	471,742
Kent	1,983	847	11,526	124	2,529	17,008	1,778	18,787
Montgomery	40,464	75,407	940,262	3,776	5,684	1,065,592	168,547	1,234,139
Prince George's	191,736	47,815	1,546,232	8,753	9,278	1,803,813	117,307	1,921,121
Queen Anne's	2,944	3,350	43,280	210	2,196	51,979	6,347	58,326
St. Mary's	4,717	6,863	146,260	921	3,899	162,659	14,122	176,782
Somerset	10,195	1,517	42,851	329	2,045	56,938	2,970	59,908
Talbot	3,706	2,932	21,407	135	2,096	30,276	3,906	34,182
Washington	11,620	16,849	238,756	1,641	4,437	273,304	18,061	291,364
Wicomico	23,881	9,114	193,383	1,261	5,144	232,784	13,323	246,106
Worcester	10,277	3,414	28,967	190	3,960	46,809	7,343	54,151
Unallocated	91,951	6,481	138,675	21,447	0	258,553	0	258,553
Total	\$963,863	\$430,347	\$7,891,565	\$70,108	\$115,766	\$9,471,648	\$811,302	\$10,282,950

Effect of the 2024 Legislative Program on the Financial Condition of the State

Note: County/Municipal includes the municipal share of police aid, highway user revenue, and fire aid.

State Aid to Local Governments
Dollar Difference Between Fiscal 2025 Legislative Appropriation and Fiscal 2024 Working Appropriation
(\$ in Thousands)

County	<i>Direct State Aid</i>						Retirement	Total
	County - Municipal	Community Colleges	Public Schools	Libraries	Health	Subtotal		
Allegany	\$2,363	\$399	\$15,029	\$8	\$519	\$18,319	\$1,791	\$20,109
Anne Arundel	2,663	-757	19,750	210	741	22,607	15,897	38,504
Baltimore City	27,563	0	46,345	26	0	73,934	14,484	88,418
Baltimore	1,790	-2,930	40,529	163	12	39,565	24,279	63,844
Calvert	477	-492	-22,457	-8	306	-22,173	2,838	-19,335
Caroline	-269	-46	3,635	5	148	3,474	975	4,449
Carroll	1,197	-437	8,698	46	405	9,910	4,253	14,163
Cecil	-413	-866	1,324	22	291	358	2,730	3,089
Charles	805	-45	10,692	28	473	11,954	4,872	16,826
Dorchester	867	-172	4,669	10	292	5,666	933	6,599
Frederick	2,490	2,367	12,787	85	409	18,138	10,959	29,098
Garrett	381	-821	-60	-17	314	-203	718	514
Harford	1,246	-433	15,661	58	450	16,982	9,426	26,409
Howard	1,038	-472	10,360	50	643	11,620	15,568	27,188
Kent	-33	57	272	8	192	495	588	1,083
Montgomery	30,156	-1,093	39,590	76	9	68,738	34,400	103,138
Prince George's	-26,112	95	58,826	-61	42	32,790	24,601	57,390
Queen Anne's	332	-244	923	12	207	1,230	1,364	2,594
St. Mary's	324	-286	450	28	316	833	2,754	3,587
Somerset	-179	-79	2,574	5	160	2,480	661	3,142
Talbot	327	-342	997	4	172	1,159	1,019	2,178
Washington	639	-142	9,861	23	322	10,704	3,908	14,611
Wicomico	-1,168	-704	9,921	25	503	8,578	3,581	12,159
Worcester	602	-285	1,708	7	505	2,538	1,819	4,357
Unallocated	7,903	-10	-24,693	1,024	0	-15,776	0	-15,776
Total	\$54,988	-\$7,736	\$267,395	\$1,838	\$7,433	\$323,919	\$184,420	\$508,338

Note: County/Municipal includes the municipal share of police aid, highway user revenue, and fire aid.

State Aid to Local Governments
Percent Change: Fiscal 2025 Legislative Appropriation over Fiscal 2024 Working Appropriation

County	<i>Direct State Aid</i>						Retirement	Total
	County - Municipal	Community Colleges	Public Schools	Libraries	Health	Subtotal		
Allegany	13.8%	4.0%	15.4%	0.9%	10.4%	14.1%	21.7%	14.5%
Anne Arundel	4.9%	-1.6%	3.7%	7.2%	7.8%	3.5%	22.2%	5.4%
Baltimore City	7.5%	n/a	4.1%	0.3%	0.0%	4.9%	22.7%	5.6%
Baltimore	4.9%	-3.9%	4.5%	2.2%	0.2%	3.8%	24.0%	5.6%
Calvert	6.7%	-8.8%	-20.1%	-1.3%	9.5%	-17.3%	20.4%	-13.6%
Caroline	-3.3%	-1.7%	4.7%	1.3%	6.8%	3.8%	20.6%	4.6%
Carroll	13.6%	-3.0%	4.8%	3.7%	8.9%	4.8%	20.1%	6.2%
Cecil	-3.7%	-8.8%	1.0%	2.3%	8.8%	0.2%	19.4%	1.7%
Charles	12.2%	-0.4%	4.1%	2.0%	9.3%	4.2%	22.3%	5.5%
Dorchester	10.2%	-9.4%	8.2%	3.0%	10.3%	8.0%	23.2%	8.9%
Frederick	17.2%	12.1%	3.5%	4.5%	8.0%	4.4%	29.5%	6.5%
Garrett	5.3%	-13.4%	-0.2%	-9.3%	11.5%	-0.5%	20.2%	1.1%
Harford	11.3%	-2.2%	5.2%	2.8%	7.6%	5.0%	29.1%	7.1%
Howard	8.8%	-1.3%	2.9%	4.1%	10.8%	2.8%	26.0%	5.8%
Kent	-1.7%	6.7%	2.4%	6.2%	7.6%	2.9%	33.1%	5.8%
Montgomery	74.5%	-1.5%	4.2%	2.0%	0.2%	6.5%	20.4%	8.4%
Prince George's	-13.6%	0.2%	3.8%	-0.7%	0.4%	1.8%	21.0%	3.0%
Queen Anne's	11.3%	-7.3%	2.1%	5.6%	9.4%	2.4%	21.5%	4.4%
St. Mary's	6.9%	-4.2%	0.3%	3.0%	8.1%	0.5%	19.5%	2.0%
Somerset	-1.8%	-5.2%	6.0%	1.6%	7.8%	4.4%	22.3%	5.2%
Talbot	8.8%	-11.7%	4.7%	3.1%	8.2%	3.8%	26.1%	6.4%
Washington	5.5%	-0.8%	4.1%	1.4%	7.3%	3.9%	21.6%	5.0%
Wicomico	-4.9%	-7.7%	5.1%	2.0%	9.8%	3.7%	26.9%	4.9%
Worcester	5.9%	-8.3%	5.9%	3.6%	12.8%	5.4%	24.8%	8.0%
Unallocated	8.6%	-0.2%	-17.8%	4.8%	n/a	-6.1%	n/a	-6.1%
Total	5.7%	-1.8%	3.4%	2.6%	6.4%	3.4%	22.7%	4.9%

Note: County/Municipal includes the municipal share of police aid, highway user revenue, and fire aid.

Exhibit 4.3
Total State Aid to Local Governments
Fiscal 2024 and 2025

<u>Program</u>	<u>2024</u>	<u>2025</u>	<u>Difference</u>
Foundation Aid	\$3,768,324,327	\$3,778,346,293	\$10,021,966
Foundation – Special Grants	34,508,079	854,945	-33,653,134
Comparable Wage Index	155,298,837	155,711,837	413,000
Compensatory Education	1,686,097,760	1,715,307,029	29,209,269
Student Transportation – Regular	335,817,268	340,683,854	4,866,586
Student Transportation – Special Education	27,547,000	28,873,000	1,326,000
Special Education – Formula	465,973,318	531,272,827	65,299,509
Special Education – Nonpublic Placements	148,613,212	151,585,476	2,972,264
Special Education – Infants and Toddlers	15,815,593	16,957,756	1,142,163
English Language Learners Grant	473,518,248	519,503,455	45,985,207
Guaranteed Tax Base	56,783,213	74,897,532	18,114,319
Prekindergarten Expansion Program	26,644,000	26,644,000	0
School Safety Grants	23,600,000	20,600,000	-3,000,000
Blueprint – Concentration of Poverty	227,257,191	363,289,403	136,032,212
Blueprint – Transitional Instruction	51,323,685	34,390,412	-16,933,273
Blueprint – Transition Grants	57,688,465	49,035,197	-8,653,268
Blueprint – Full Day PreKindergarten	99,575,069	134,867,123	35,292,054
Blueprint – College and Career Readiness	19,888,097	11,572,898	-8,315,199
Blueprint – Education Effort Index	87,978,308	97,010,889	9,032,581
Blueprint – Career Ladder	9,534,910	8,936,056	-598,854
Blueprint – Coordinators	2,000,000	2,000,000	0
Food Service	20,296,664	20,296,664	0
SEED School	12,782,839	13,000,274	217,435
Judy Hoyer Centers	27,906,380	30,876,380	2,970,000
Teacher Development	23,322,000	996,000	-22,326,000

<u>Program</u>	<u>2024</u>	<u>2025</u>	<u>Difference</u>
Next Generation Scholars	5,000,000	5,000,000	0
Public School Opportunities	3,000,000	3,000,000	0
Out-of-county Foster Placements	2,000,000	2,000,000	0
Head Start	3,000,000	3,000,000	0
Other Education Aid	20,470,894	18,450,732	-2,020,162
Total Primary and Secondary Education	\$7,891,565,357	\$8,158,960,032	\$267,394,675
Library Formula	\$48,661,216	\$49,475,609	\$814,393
Library Network	21,446,585	22,470,558	1,023,973
Total Libraries	\$70,107,801	\$71,946,167	\$1,838,366
Community College Formula	\$393,337,399	\$384,759,181	-\$8,578,218
Optional Retirement	16,699,999	16,699,999	0
Grants for ESOL Programs	3,163,628	3,891,474	727,846
Small College Grants	10,665,104	10,665,104	0
Other Community College Aid	6,480,529	6,595,195	114,666
Total Community Colleges	\$430,346,659	\$422,610,953	-\$7,735,706
Highway User Revenue	\$334,269,705	\$395,999,641	\$61,729,936
Elderly and Disabled Transportation Aid	4,305,908	4,441,113	135,205
Paratransit Grants	1,408,450	1,408,450	0
Bus Rapid Transit Systems	0	27,000,000	27,000,000
Total Transportation	\$339,984,063	\$428,849,204	\$88,865,141
Police Aid	\$75,822,530	\$75,504,655	-\$317,875
Police Aid Enhancement	45,878,143	45,878,143	0
Fire and Rescue Aid	15,000,000	15,000,000	0
9-1-1 Grants	28,421,995	28,421,995	0
Baltimore City Direct Police Grant	9,180,113	9,180,113	0
Safe Streets Program	3,600,000	3,600,000	0
State's Attorney Grants	2,905,955	3,405,955	500,000

<u>Program</u>	<u>2024</u>	<u>2025</u>	<u>Difference</u>
Violent Crime Grants	2,292,489	2,292,489	0
Vehicle Theft Prevention	3,136,020	3,136,020	0
Drug Enforcement Grants	1,214,610	1,214,610	0
Maryland Criminal Intelligence Network	7,315,807	6,723,865	-591,942
Police Recruitment and Retention	1,300,000	1,300,000	0
Rape Kit Testing Grant Fund	3,500,000	3,500,000	0
Police Accountability	8,000,000	8,000,000	0
Warrant Apprehension Grant	5,250,000	5,250,000	0
Other Public Safety Aid	5,431,509	5,431,509	0
Total Public Safety	\$218,249,171	\$217,839,354	-\$409,817
Wastewater Treatment – Nutrient Removal	\$11,000,000	\$11,000,000	0
Critical Area Grants	148,126	159,356	11,230
Total Recreation/Environment	\$11,148,126	\$11,159,356	\$11,230
Local Health Formula	\$115,765,573	\$123,198,342	\$7,432,769
Disparity Grant	\$220,154,519	\$188,539,507	-\$31,615,012
Gaming Impact Grants	\$102,282,354	\$103,323,201	1,040,847
Teachers Retirement Supplemental Grants	27,658,661	27,658,661	0
Local Education Effort	10,250,000	0	-10,250,000
Adult Education	8,011,986	8,011,986	0
Statewide Voting Systems	5,551,102	13,534,596	7,983,494
Revenue Equity Program	3,987,467	4,035,013	47,546
Payments in Lieu of Taxes (PILOT)	1,809,044	1,774,074	-34,970
PILOT – Park Service	2,879,000	2,879,000	0
PILOT – Forest Service	205,708	205,708	0
Instant Bingo	3,150,000	3,150,000	0
Behavioral Health Crisis Response	5,000,000	5,000,000	0

<u>Program</u>	<u>2024</u>	<u>2025</u>	<u>Difference</u>
Baltimore City Artscape	1,500,000	0	-1,500,000
Emergency Rental Assistance	1,000,000	0	-1,000,000
Senior Citizens Activities Center	765,241	765,241	0
Baltimore City Parks and Recreation	200,000	0	-200,000
Maryland Park Explorer Program	76,400	76,400	0
City of Frederick Mental Health Services	0	500,000	500,000
Hagerstown Water/Wastewater Infrastructure Study	0	250,000	250,000
Prince George's County Reentry Program	0	500,000	500,000
Prince George's Gateway Development Authority	0	250,000	250,000
Congestion Relief School Projects	0	500,000	500,000
Agriculture Wayfinding Signs	0	25,000	25,000
Olney Police Satellite Station	0	25,000	25,000
Total Other Direct Aid	\$174,326,963	\$172,463,880	-\$3,913,083
Total Direct Aid	\$9,471,648,232	\$9,795,566,795	\$323,918,563
Retirement – Teachers	\$744,971,408	\$917,173,759	\$172,202,351
Retirement – Libraries	21,222,660	24,256,820	3,034,160
Retirement – Community Colleges	45,107,610	54,290,926	9,183,316
Total Payments-in-behalf	\$811,301,678	\$995,721,505	\$184,419,827
Total State Aid	\$10,282,949,910	\$10,791,288,300	\$508,338,390

ESOL: English for Speakers of Other Languages

Source: Department of Legislative Services

State aid for teachers' retirement increases by \$172.2 million, or 23.1%. This substantial increase is due to considerable growth in both payroll for active teachers and cost-of-living adjustments for retirees, as well as two years of investment underperformance for the Teachers' Combined System.

Local Libraries

State aid to local libraries will total \$96.2 million in fiscal 2025, an increase of \$4.9 million, which includes \$71.9 million in direct aid and \$24.3 million in retirement payments. Local libraries account for approximately 1% of total State aid to local governments, with funding targeted to local library systems, regional resource centers, and the State Library Resource Center in Baltimore City.

The State provides funding to local library systems through a formula that determines the State and local shares of a minimum per capita library program. Per capita funding is \$18.30 in fiscal 2025 and is set to increase to \$19.10 annually, beginning in fiscal 2027. Fiscal 2025 funding totals \$46.5 million. In addition, Baltimore City continues to receive \$3.0 million annually to support expanded operations as it has since fiscal 2018. The State also provides State library network funding in the form of per capita funding to regional resource centers (\$9.59 per capita in fiscal 2025) and for the State Library Resource Center (\$1.97 annually). Regional resource per capita funding is set to increase annually until reaching \$9.99 by fiscal 2027. **Senate Bill 434 (Chapter 180)** increases the per capita funding amount for the State Library Resource Center from \$1.97 in fiscal 2024 to \$2.07 in fiscal 2025 and each year thereafter. State library network funding totals \$22.5 million in fiscal 2025, which includes \$775,800 provided in the fiscal 2025 budget for the funding enhancement. This represents an increase of \$1.0 million from the prior year.

Community Colleges

State aid to local community colleges will total \$476.9 million in fiscal 2025, an increase of \$1.4 million, which includes \$422.6 million in direct aid and \$54.3 million in retirement payments. Community colleges account for 4.4% of total State aid to local governments. The Cade funding formula is the main source of State funding in support of community colleges. **Senate Bill 362 (Chapter 717)** alters and sets the statutory percentage of State aid per full-time equivalent students for the select public four-year institutions distributed through the Cade funding formula at 27.2%. The total is then distributed to each college based on the previous year's direct grant, enrollment, and a small-size factor. The fiscal 2025 budget also includes \$125,000 for the Hagerstown Community College to fund a facilities study.

Local Health

The State provides funds to support the delivery of public health services, including child health, communicable disease prevention, maternal health, family planning, environmental health, and administration of local health departments. The funding formula is adjusted annually for inflation and statewide population growth for the second preceding fiscal year. The annual

adjustment is generally allocated to each county based on its percentage share of State funds distributed in the previous fiscal year. The need to address a substantial change in community health needs as determined by the Secretary of Health may also affect allocations of the annual adjustment. In fiscal 2025, State funding for local health departments will total \$123.2 million, which accounts for 1.1% of total State aid. This funding amount includes \$70.0 million under the formula and \$53.2 million in supplemental funding.

Transportation

The Maryland Department of Transportation provides capital transportation grants to local governments based on the amount of revenue allocated to the Gasoline and Motor Vehicle Revenue Account (GMVRA). This funding is allocated to local governments through the local highway user revenues program. In fiscal 2025, funding to local governments is based on 18.0% of total GMVRA revenues. Allocations to counties and municipalities are based on the percentage of road miles and vehicle registrations within each local jurisdiction. Baltimore City receives a larger share of local highway user revenues than other jurisdictions because the State does not conduct highway maintenance or construction within the city (except for portions of I-95). In fiscal 2025, local highway user revenues will total \$396.0 million, a \$61.7 million increase over the fiscal 2024 amount. Of this amount, county governments will receive \$94.6 million, municipal governments will receive \$59.4 million, and Baltimore City will receive \$242.0 million.

The State budget also includes \$27.0 million in funding for a bus rapid transit system in Montgomery County. Additionally, **House Bill 764 (Chapter 483)** requires \$27.0 million of State lottery funds to be transferred annually beginning after June 30, 2024, for bus rapid transit system grants instead of an amount not exceeding \$27.0 million based on deposits for Maryland Stadium Authority debt service.

Local governments will also receive \$4.4 million for elderly and disabled transportation services and \$1.4 million in support for paratransit services, which reflect constant funding from the prior year.

Public Safety

State aid for public safety programs will total \$217.8 million in fiscal 2025. Funding is provided under the police aid formula, targeted crime grants, emergency 9-1-1 systems, and through fire and rescue aid.

Maryland's counties and municipalities receive grants for police protection through the police aid formula. The police aid formula allocates funds on a per capita basis, and jurisdictions with a higher population density receive greater per capita grants. Municipalities receive additional grants based on the number of sworn officers. State funding for police aid will total \$75.5 million in fiscal 2025, representing a slight decrease from the fiscal 2024 amount due to minor decreases in population. The State budget includes, for a third year, an additional \$45.9 million in enhanced

police aid funding to address violent crime, with this funding allocated based on each jurisdiction's share of total violent offenses committed in the State.

Local law enforcement agencies receive additional State funding through targeted crime grants, which will total \$53.0 million in fiscal 2025. Funding in fiscal 2025 includes an additional \$500,000 to provide grants to State's Attorney's Offices across the State to establish or improve automated case management systems.

State funding for county 9-1-1 systems, which consists of funding from the State 9-1-1 fee and 25% of the prepaid wireless E 9-1-1 fee, is level funded in fiscal 2025 at \$28.4 million. Local governments will also receive \$15.0 million for fire and rescue aid in fiscal 2025, which reflects constant funding from the prior year.

Disparity Grants

The disparity grant program provides funding to low-wealth jurisdictions where per capita local income tax revenue is below 75% of the statewide average. To help alleviate potential disparities in local income tax collections, the program provides a grant to enable local income tax revenues to reach at least 75% of the statewide average. Based on the current statutory formula, Baltimore City and eight counties (Allegany, Caroline, Dorchester, Garrett, Prince George's, Somerset, Washington, and Wicomico) qualify for disparity grants. In fiscal 2025, disparity grant funding will total \$188.5 million, which represents a \$31.6 million decrease from the prior year due to the narrowing of income disparities between the high- and low-wealth counties.

Gaming Impact Grants

From the proceeds generated by video lottery terminals at video lottery facilities in the State, generally 5.5% is distributed to local governments in which a video lottery facility is operating. In addition, 5.0% of table game revenues are distributed to local jurisdictions where a video lottery facility is located. In fiscal 2025, gaming impact grants total \$103.3 million, an increase of \$1.0 million over fiscal 2024 levels.

Other Grants

The fiscal 2025 budget includes various one-time grants to local governments. The City of Frederick will receive a grant of \$500,000 to support mental health services including to expand a crisis services program. Grants of \$250,000 each are provided to Baltimore County and Montgomery County to establish pilot programs for the purpose of congestion relief around schools. The budget includes a grant of \$250,000 for the Neighborhood Revitalization program within the Department of Housing and Community Development to provide a grant within Prince George's County to develop a comprehensive neighborhood revitalization strategy. The City of Hagerstown will receive \$250,000 to fund a long-range water and wastewater infrastructure needs study. Montgomery County will also receive two grants totaling \$25,000 each for tourist wayfinding signs and to support the Olney Police Satellite Station.

Prince George's County will also receive \$500,000 as required by the mandated annual appropriation through fiscal 2028 established by Chapter 791 of 2023 for the Prince George's County Reentry Employment Incentive Program.

Summary of State Mandates	
Alcoholic Beverages	1
Community Colleges	2
Economic Development	1
Education	7
Environment	2
Finances and Taxes	1
Housing	2
Public Utilities	2
Task Forces/Workgroups/Studies	4
Total	22

Mandate is defined as a directive in a bill requiring a local government unit to perform a task or assume a responsibility that has a discernible fiscal impact on the local government unit (*Maryland Annotated Code*, State Government Article, § 2-1501(c)). In the following sections, legislation that imposes a State mandate is marked accordingly.

Legislation Affecting Local Government Revenues

<u>Bill #</u>	<u>Title</u>	<u>Comment</u>	<u>Mandate</u>
Legislation Affecting All/Multiple Local Jurisdictions			
SB 6/HB 63	Property Tax – Credit for Dwelling House of Disabled Veterans – Alterations (Ch. 916/Ch. 917)	Potential decrease in local property tax revenues.	No
SB 14/HB 1281	Economic Development – Tourism Zones – Designation and Benefits (Ch. 240/Ch. 239)	Potential decrease in local property tax revenues; potential decrease in local admissions and amusement tax revenues.	No
SB 108/HB 646	Income Tax – Subtraction Modification – Police Auxiliary and Reserve Volunteers (Ch. 16/Ch. 15)	Local income tax revenues decrease by \$14,000 annually.	No
SB 130/HB 5	Criminal Law – Indecent Exposure Within the Presence of a Minor (Ch. 859/Ch. 858)	Minimal fine revenues.	No
SB 148/HB 449	Comprehensive Flood Management Grant Program – Funding for Underserved and Overburdened Communities (Ch. 516/Ch. 517)	Reallocation of grant revenues.	No
SB 155/HB 212	Vehicle Laws – Noise Abatement Monitoring Systems – Pilot Program (Ch. 625/Ch. 624)	Potential fine revenues for Montgomery and Prince George’s counties.	No
SB 180/HB 86	Public and Nonpublic Schools – Bronchodilators – Use, Availability, Training, and Policies (Ch. 279/Ch. 280)	Potential grant revenues.	No
SB 196/HB 1465	Soil Conservation Districts – Small Ponds – Plan Review Fees (Ch. 523/Ch. 524)	Potential plan review fee revenues.	No
SB 215/HB 26	Small, Minority, and Women-Owned Businesses Account – Alterations (Ch. 69/Ch. 68)	Potential loan repayment revenues for local economic development entities.	No
SB 220/HB 42	Public Health – Public Health Services and Protections – Revisions (Ch. 766/Ch. 765)	Potential reallocation of grant revenues.	No

Legislation Affecting Local Government Revenues (Continued)

<u>Bill #</u>	<u>Title</u>	<u>Comment</u>	<u>Mandate</u>
SB 245	Maryland Community Health Resources Commission – Sunset Extension and Program Evaluation (Ch. 386)	Potential grant revenues maintained through FY 2035.	No
SB 250	County Public Libraries – Minors, Children, and Teens – Prohibited Practices (Ch. 208)	Fee revenues decrease by a combined \$18,500 annually for Allegany, Garrett, and Washington counties.	No
SB 267/HB 230	Motor Vehicle Administration and Local Health Departments – Death Certificates – Issuance of Copies (Ch. 407/Ch. 406)	Potential decrease in fee revenues for local health departments.	No
SB 286/HB 154	Homeowners’ and Homestead Property Tax Credits – Application Filing Deadline – Extension (Ch. 973/Ch. 972)	Potential decrease in local property tax revenues.	No
SB 308/HB 241	Housing and Community Development – Just Community Designation (Ch. 148/Ch. 147)	Potential reallocation of existing State funding among local jurisdictions.	No
SB 321/HB 765	Property Tax – Credit for Hotel or Residential Development Projects (Ch. 150/Ch. 149)	Potential decrease in local property tax revenues.	No
SB 362	Budget Reconciliation and Financing Act of 2024 (Ch. 717)	State aid decreases by \$12.7 million in FY 2025 and by \$4.8 million in FY 2029 for local community colleges. State aid decreases by \$7.7 million in FY 2025 and increases by \$66.0 million in FY 2029 for local school systems due to changes in the full-day prekindergarten funding formula. Potential decrease in loan revenues due to repealing the School Construction Revolving Loan Fund. Potential local education agency revenues for school-based behavioral health services in FY 2025. Potential decrease in financial assistance beginning in FY 2025 for forest conservancy district boards through the Mel Noland Woodland Incentives and Fellowship Fund and for local projects through the Chesapeake and Atlantic Coastal Bays 2010 Trust Fund. Potential significant funding in FY 2026 and 2027 for local school systems due to delaying the potential curtailment of State and local education aid. Grant revenues increase by \$1.5 million annually (duplicative of the impact for SB 1092/HB 1439). Minimal decrease in fine revenues (duplicative of the impact for SB 1092/HB 1439).	Yes

Legislation Affecting Local Government Revenues (Continued)

<u>Bill #</u>	<u>Title</u>	<u>Comment</u>	<u>Mandate</u>
SB 394	Catalytic Revitalization Project Tax Credit – Alterations (Ch. 159)	Potential decrease in local highway user revenues.	No
SB 423	Real Property – Recordation – Procedures (Ch. 362)	Minimal fee revenues (assumed to cover administrative costs).	No
SB 430	Community Health and Safety Works Grant Program and Fund – Establishment (Ch. 221)	Potential grant revenues.	No
SB 446/HB 280	Local Government – Condominium and Homeowners Associations – Repair and Rehabilitation Funds (Ch. 297/Ch. 298)	Potential redirection of local property tax revenues.	No
SB 453/HB 576	Mental Health – Assisted Outpatient Treatment Programs (Ch. 704/Ch. 703)	Potential reimbursement revenues for billable services in FY 2026 through 2030.	No
SB 456/HB 808	Alcoholic Beverages – Retail Delivery – Local Delivery Service Permit (Ch. 775/Ch. 774)	License fee and fine revenues.	No
SB 457/HB 410	Maryland Technology Development Corporation – Equitech Growth Fund – Alterations (Ch. 515/Ch. 514)	Potential decrease in financial assistance award revenues.	No
SB 475/HB 583	Center for Firearm Violence Prevention and Intervention – Establishment (Ch. 707/Ch. 706)	Potential grant revenues for local health departments beginning in FY 2026.	No
SB 482	Governor’s Office for Children – Engaging Neighborhoods, Organizations, Unions, Governments, and Households (ENOUGH) Grant Program (ENOUGH Act of 2024) (Ch. 408)	Statewide, local revenues increase by \$5.0 million in FY 2025 due to receipt of funding for local management boards.	No
SB 522/HB 501	Charter Counties – Enforcement of Local Laws (Ch. 810/Ch. 811)	Potential fine revenues.	No

Legislation Affecting Local Government Revenues (Continued)

<u>Bill #</u>	<u>Title</u>	<u>Comment</u>	<u>Mandate</u>
SB 527/HB 367	Community Colleges – Contraception – Access Requirements (Ch. 338/Ch. 337)	Community college fee revenues (assumed to defray supply costs).	No
SB 540/HB 472	Education – School Mapping Data Program – Established (Ch. 166/Ch. 167)	Minimal grant revenues for local school systems.	No
SB 567/HB 539	Public Institutions of Higher Education – Student Withdrawal Policy – Reimbursement of Tuition and Fees (Cameron Carden Act of 2024) (Ch. 300/Ch. 299)	Potential significant decrease in community college tuition and fees revenues.	Yes
SB 578/HB 1472	Professional and Volunteer Firefighter Innovative Cancer Screening Technologies Program – Funding (Ch. 782/Ch. 783)	Potential grant revenues.	No
SB 581	Public School Construction Program – Maryland School for the Blind – State and Local Cost-Share (Ch. 192)	Potential decrease in Public School Construction Program funding.	No
SB 592/HB 336	Maryland Achieving a Better Life Experience (ABLE) Program – Materials for Individualized Education Program, Individualized Family Service Plan, and 504 Plan Meetings (Ch. 173/Ch. 172)	Potential significant decrease in local income tax revenues.	No
SB 616/HB 688	Maryland Historical Trust – Historical and Cultural Museum Assistance Program – Funding (Ch. 493/Ch. 494)	Potential grant revenues.	No
SB 674	Abandoned or Sunken Vessels and Waterway Improvement Fund Grants (Ch. 560)	Minimal grant revenues beginning in FY 2026.	No
SB 751/HB 980	Public Health – Opioid Restitution Advisory Council and Fund – Revisions (Ch. 851/Ch. 852)	Potential grant revenues.	No

Legislation Affecting Local Government Revenues (Continued)

<u>Bill #</u>	<u>Title</u>	<u>Comment</u>	<u>Mandate</u>
SB 783	Public Utilities – Solar Energy Systems and Programs, Maryland Strategic Energy Investment Fund, and Prevailing Wage (Brighter Tomorrow Act) (Ch. 595)	Potential significant decrease in real and personal property tax revenues beginning in FY 2025. Potential decrease in loan and grant revenues in FY 2025 through 2027.	Yes
SB 822	Income Tax – Subtraction Modification – State Law Enforcement Officers (Ch. 908)	Local income tax revenues decrease by about \$132,000 annually.	No
SB 882/HB 1139	Growing Family Child Care Opportunities Pilot Program – Permanent Establishment (Ch. 184/Ch. 183)	Grant revenues maintained beyond FY 2024.	No
SB 897/HB 1064	Income Tax Subtraction Modification – Death Benefits – Law Enforcement Officers and Fire Fighters (Ch. 417/Ch. 416)	Minimal decrease in local income tax revenues beginning in FY 2024.	No
SB 937/HB 1157	Grow Your Own Educators Grant Program – Established (Ch. 227/Ch. 228)	Potential grant revenues.	No
SB 943	Vehicle Laws – Bus Lane Obstruction – Monitoring Systems Expansion and Workgroup (Better Bus Service Act of 2024) (Ch. 751)	Potential significant fine revenues (with additional fine revenues for Baltimore City only).	No
SB 969/HB 1165	Watershed, Stream, and Floodplain Restoration – Chesapeake and Atlantic Coastal Bays Restoration and Stream and Floodplain Restoration Funding (Whole Watershed Act) (Ch. 559/Ch. 558)	Potential significant reallocation of State special fund revenues.	No
SB 974/HB 933	Behavioral Health Crisis Response Services – 9-8-8 Trust Fund Fees (Ch. 781/Ch. 780)	Potential significant grant revenues.	No
SB 991	Behavioral Health – Language Assistance Services Pilot Program (Ch. 867)	Potential grant revenues.	No

Legislation Affecting Local Government Revenues (Continued)

<u>Bill #</u>	<u>Title</u>	<u>Comment</u>	<u>Mandate</u>
SB 1056	Cigarettes, Other Tobacco Products, and Electronic Smoking Devices – Revisions (Tobacco Retail Modernization Act of 2024) (Ch. 462)	Statewide (excluding Montgomery County), grant revenues for local health departments increase by \$1.0 million in FY 2025 and \$1.5 million annually thereafter. Fee revenues for Montgomery County increase by \$82,688 in FY 2025 and \$110, 250 annually thereafter. Potential fine revenues (for all counties).	No
SB 1092/HB 1439	Emergency Services – Funding (Ch. 719/Ch. 718)	Statewide, grant expenditures increase by \$1.5 million annually. Minimal decrease in fine revenues.	No
SB 1105/HB 845	Income Tax – Individual Income Tax Credit Eligibility Awareness Campaign (Ch. 726/Ch. 725)	Potential decrease in local income tax revenues beginning in FY 2026.	No
SB 1144/HB 1266	Clean Water Commerce Account – Contracts for the Purchase of Environmental Outcomes (Ch. 501/Ch. 502)	Potential significant reallocation of funding for environmental outcomes.	No
SB 1188/HB 1526	Maryland Protecting Opportunities and Regional Trade (PORT) Act (Ch. 3/Ch. 2)	Potential local tax revenues.	No
HB 2	Property Taxes – Authority of Counties to Establish a Subclass and Set a Special Rate for Vacant and Abandoned Property (Ch. 277)	Potential indeterminate impact on local property tax revenues.	No
HB 5/SB 130	See entry for SB 130.		No
HB 7	Housing Innovation Pilot Program and Housing Innovation Fund – Establishment (Housing Innovation Pilot Program Act of 2024) (Ch. 212)	Potential significant program fund award revenues.	No
HB 26/SB 215	See entry for SB 215.		No
HB 42/SB 220	See entry for SB 220.		No

Legislation Affecting Local Government Revenues (Continued)

<u>Bill #</u>	<u>Title</u>	<u>Comment</u>	<u>Mandate</u>
HB 54	Property Tax – Transfer to Heir or Legatee – Payment Plans (Ch. 771)	Potential delay in property tax revenues.	No
HB 63/SB 6	See entry for SB 6.		No
HB 66	Property Tax Credits – Public School Employees, Health and Safety Improvements, and Property Used for Local Housing Programs (Ch. 897)	Potential significant decrease in property tax revenues.	No
HB 86/SB 180	See entry for SB 180.		No
HB 154/SB 286	See entry for SB 286.		No
HB 186	Eastern Shore Code Counties – Maximum Hotel Rental Tax Rate – Alteration (Ch. 894)	County hotel tax revenues increase by as much as \$501,000 annually for Caroline, Kent, Queen Anne’s, and Worcester. Municipal hotel tax revenues increase by as much as \$5.4 million annually across the municipalities located in the specified counties.	No
HB 212/SB 155	See entry for SB 155.		No
HB 230/SB 267	See entry for SB 267.		No
HB 233	Chesapeake and Atlantic Coastal Bays Critical Area Protection Program – Climate, Equity, and Administrative Provisions (Ch. 424)	Potential grant revenues beginning as early as FY 2025.	No
HB 241/SB 308	See entry for SB 308.		No
HB 253	Cannabis Reform – Alterations (Ch. 241)	Statewide, local revenues decrease by about \$180,000 in FY 2024 and by about \$1.5 million to \$4.1 million annually in FY 2025 through 2029 as interest earnings on cannabis-related revenues are redirected to the State’s GF; reduction in revenues continues beyond FY 2029.	No
HB 280/SB 446	See entry for SB 446.		No

Legislation Affecting Local Government Revenues (Continued)

<u>Bill #</u>	<u>Title</u>	<u>Comment</u>	<u>Mandate</u>
HB 336/SB 592	See entry for SB 592.		No
HB 367/SB 527	See entry for SB 527.		No
HB 410/SB 457	See entry for SB 457.		No
HB 420	State and Local Parks – Play Area Accessibility – Recreation Communication Boards Pilot Program (Ch. 568)	Potential grant revenues in FY 2025 through 2028.	No
HB 449/SB 148	See entry for SB 148.		No
HB 454	Disclosure of Tax Information – Tax Compliance Activity and Binding Data Use Agreements (Ch. 728)	Potential tax compliance revenues.	No
HB 472/SB 540	See entry for SB 540.		No
HB 490	Income Tax – Subtraction Modification for Donations to Diaper Banks and Other Charitable Entities – Sunset Extension (Ch. 784)	Local income tax revenues decrease by about \$165,000 annually in FY 2025 through 2027. Potential decrease in local highway user revenues.	No
HB 501/SB 522	See entry for SB 522.		No
HB 507	Allegany and Garrett Counties – Property Tax – Credit for Construction of Housing (Ch. 974)	Potential decrease in county and/or municipal property tax revenues in Allegany and/or Garrett counties.	No
HB 510	Business Facade Improvement Program – Eligible Funding Recipients (Ch. 158)	Potential decrease in program fund award revenues.	No
HB 513	Motor Vehicles – Work Zone Speed Control Systems – Revisions (Maryland Road Worker Protection Act of 2024) (Ch. 17)	Potential significant fine revenues.	No

Legislation Affecting Local Government Revenues (Continued)

<u>Bill #</u>	<u>Title</u>	<u>Comment</u>	<u>Mandate</u>
HB 539/SB 567	See entry for SB 567.		Yes
HB 541/SB 657	See entry for SB 657.		No
HB 576/SB 453	See entry for SB 453.		No
HB 583/SB 475	See entry for SB 475.		No
HB 599	Maryland Community Investment Corporation – Establishment (Housing and Community Development Financing Act of 2024) (Ch. 123)	Potential reallocation of grant revenues for certain revitalization projects.	No
HB 646/SB 108	See entry for SB 108.		No
HB 688/SB 616	See entry for SB 616.		No
HB 765/SB 321	See entry for SB 321.		No
HB 808/SB 456	See entry for SB 456.		No
HB 823	Fire Protection and Prevention – Residential Rental Property – Requirements (Melanie Nicholle Diaz Fire Safety Act) (Ch. 744)	Potential significant decrease in local property tax revenues.	No
HB 845/SB 1105	See entry for SB 1105.		No
HB 864	Energy Efficiency and Conservation Plans (Ch. 539)	Potential significant grant revenues beginning in FY 2027.	No
HB 933/SB 974	See entry for SB 974.		No
HB 947	Civil Actions – Public Nuisances – Firearm Industry Members (Gun Industry Accountability Act of 2024) (Ch. 714)	Potential civil action award revenues.	No

Legislation Affecting Local Government Revenues (Continued)

<u>Bill #</u>	<u>Title</u>	<u>Comment</u>	<u>Mandate</u>
HB 980/SB 751	See entry for SB 751.		No
HB 1024	Washington Suburban Sanitary Commission – Connection Pipe Emergency Replacement Loan Program – Expansion PG/MC 101-24 (Ch. 679)	Potential loan repayment revenues.	Yes
HB 1064/SB 897	See entry for SB 897.		No
HB 1082	Blueprint for Maryland’s Future Implementation – Funding for Implementation Coordinators (Ch. 336)	Statewide, local school system State aid revenues increase by about \$1.8 million annually.	Yes
HB 1116	Business Regulation – Restaurants and Traders – Licensing Requirements (Ch. 641)	Minimal fee revenues.	No
HB 1128	Labor and Employment – Workforce Development – Talent Innovation Program and Fund (Ch. 421)	Potential grant revenues.	No
HB 1139/SB 882	See entry for SB 882.		No
HB 1157/SB 937	See entry for SB 937.		No
HB 1165/SB 969	See entry for SB 969.		Yes
HB 1167	Maryland Center for School Safety – Secure Schools Emergency Response Grant Program – Established (Ch. 293)	Statewide, grant revenues for local school systems increase by up to \$3.0 million.	No
HB 1203	Economic Development – Strategic Infrastructure Revolving Loan Program and Tax Increment Financing (Ch. 449)	Potential significant tax increment financing revenues and potential loan revenues for strategic infrastructure projects.	No
HB 1266/SB 1144	See entry for SB 1144.		No
HB 1281/SB 14	See entry for SB 14.		No

Legislation Affecting Local Government Revenues (Continued)

<u>Bill #</u>	<u>Title</u>	<u>Comment</u>	<u>Mandate</u>
HB 1304	Maryland Department of Health and Department of Aging – Earned Income Tax Credit – Distribution of Information and Training (Ch. 376)	Potential decrease in local income tax revenues.	No
HB 1426	Education – Blueprint for Maryland’s Future – Alterations (Ch. 164)	Local school system revenues increase due to the receipt of State funding for nonclassroom teacher qualifications. Potential significant impact on State funding for local school systems due to the Prekindergarten Expansion Grant extension (duplicative of the impact for HB 1441).	Yes
HB 1439/SB 1092	See entry for SB 1092.		No
HB 1441	Early Childhood Education – Publicly Funded Prekindergarten Programs – Alterations (Ch. 165)	Potential significant impact on State funding for local school systems due to the Prekindergarten Expansion Grant extension (duplicative of the impact for HB 1426).	Yes
HB 1465/SB 196	See entry for SB 196.		No
HB 1472/SB 578	See entry for SB 578.		No
HB 1482	Uninsured Driving Penalties – Funding for the Maryland Automobile Insurance Fund, Driver Education, and Transportation to Field Trips (Ch. 857)	Potential grant revenues for local school systems.	No
HB 1509	Baltimore Regional Water Governance Model Workgroup – Established (Ch. 503)	Revenues increase by about \$500,000 in FY 2026 for Baltimore City and Baltimore County.	No
HB 1511	Forest Conservation Act – Modifications (Ch. 457)	Potential decrease in fee-in-lieu revenues in FY 2025 and 2026.	No
HB 1512	Bay Restoration Fund – Use of Funds – Municipal Wastewater Facilities – Sunset Repeal (Ch. 545)	Potential reallocation of grant revenues.	No

Legislation Affecting Local Government Revenues (Continued)

<u>Bill #</u>	<u>Title</u>	<u>Comment</u>	<u>Mandate</u>
HB 1516	Real Property Assessments – Notice of Change in Value or Classification – Time Period (Ch. 384)	Potential significant property tax revenues from preventing reduction in local property tax revenues in FY 2025 through 2027.	No
HB 1524	Horse Racing – Racing Facility Ownership and Construction – Racing Operations (Ch. 410)	Baltimore City property, recordation, and transfer tax revenues decrease beginning with the redevelopment of Pimlico. Prince George’s County revenues increase by about \$3.0 million annually beginning in FY 2025 and by an additional \$6.2 million in FY 2026 only.	No
HB 1526/SB 1188	See entry for SB 1188.		No

Legislation Affecting Local Government Revenues (Continued)

<u>Bill #</u>	<u>Title</u>	<u>Comment</u>	<u>Mandate</u>
Legislation Affecting Local Governments by Subdivision			
<i>Allegany County</i>			
SB 502/HB 636	Allegany County – Property Tax Credit – Evergreen Heritage Center (Ch. 976/Ch. 975)	Property tax revenues decrease by about \$5,300 annually beginning in FY 2025.	No
HB 636/SB 502	See entry for SB 502.		No
HB 1205	Allegany County – Alcoholic Beverages – Class BWLT Beer, Wine, and Liquor Tasting Permit (Ch. 1034)	Minimal license fee revenues.	No
<i>Anne Arundel County</i>			
HB 193	Anne Arundel County – Speed Limits – Establishment (Ch. 468)	Potential fine revenues.	No
<i>Baltimore City</i>			
SB 643/HB 387	Public Information Act – Surveillance Images – Illegal Dumping in Baltimore City (Ch. 204/Ch. 203)	Potential fine revenues.	No
SB 895/HB 733	Baltimore City – Alcoholic Beverages – Licensing Fees (Ch. 1016/Ch. 1015)	License fee revenues increase by as much as \$823,200 annually.	No
SB 1008/HB 1198	Baltimore City – Alcoholic Beverages – 40th Alcoholic Beverages District – Revisions (Ch. 1033/Ch. 1032)	License fee revenues increase by at least \$3,300 in FY 2025, and \$1,650 annually thereafter.	No

Legislation Affecting Local Government Revenues (Continued)

<u>Bill #</u>	<u>Title</u>	<u>Comment</u>	<u>Mandate</u>
SB 1100/HB 1052	Baltimore City – Alcoholic Beverages – 46th Alcoholic Beverages District – Revisions (Ch. 127/Ch. 126)	Minimal license fee revenues.	No
HB 387/SB 643	See entry for SB 643.		No
HB 733/SB 895	See entry for SB 895.		No
HB 1052/SB 1100	See entry for SB 1100.		No
HB 1198/SB 1008	See entry for SB 1008.		No
<i>Baltimore County</i>			
HB 343	Environment – Dredged Material – Containment, Redeposit, and Oversight (Ch. 807)	Potential significant community benefit agreement payment revenues.	No
<i>Caroline County</i>			
SB 531/HB 362	Caroline County – Alcoholic Beverages – Barbershop and Beauty Salon License (Ch. 999/Ch. 998)	Minimal license fee revenues.	No
HB 362/SB 531	See entry for SB 531.		No
<i>Carroll County</i>			
HB 796	Carroll County – Public Facilities Bond (Ch. 684)	Bond revenues increase by up to \$29.8 million.	No

Legislation Affecting Local Government Revenues (Continued)

<u>Bill #</u>	<u>Title</u>	<u>Comment</u>	<u>Mandate</u>
<i>Charles County</i>			
HB 1321	Land Use – Southern Maryland Code Counties – Subdivision Regulations – Property Dedication and Fee (Ch. 675)	Potential fee revenues.	No
<i>Frederick County</i>			
SB 561/HB 587	Frederick County – Alcoholic Beverages – Manufacturer’s Limited Beer, Wine, and Liquor Permit (Ch. 1005/Ch. 1004)	License fee revenues increase by about \$4,500 annually.	No
SB 563/HB 586	Frederick County – Alcoholic Beverages – Weinberg Center/New Spires Arts Stages Beer, Wine, and Liquor License (Ch. 1003/Ch. 1002)	Minimal decrease in license fee revenues.	No
SB 769	Frederick County – Property Tax Credit for Property Located in Historic District – Alterations (Ch. 966)	Minimal decrease in property tax revenues.	No
SB 770/HB 742	Frederick County – Alcoholic Beverages – Stadium License (Ch. 1018/Ch. 1017)	License fee revenues increase by about \$500 annually beginning as early as FY 2024.	No
SB 1039	Frederick County – Juveniles – Truancy Reduction Pilot Program (Ch. 993)	Grant revenues increase by about \$155,000 annually in FY 2024 through 2029 (assumed to cover implementation costs).	No
HB 586/SB 563	See entry for SB 563.		No
HB 587/SB 561	See entry for SB 561.		No
HB 742/SB 770	See entry for SB 770.		No

Legislation Affecting Local Government Revenues (Continued)

<u>Bill #</u>	<u>Title</u>	<u>Comment</u>	<u>Mandate</u>
<i>Garrett County</i>			
SB 428	Garrett County Alcoholic Beverages Act of 2024 (Ch. 1044)	Minimal license fee revenues.	No
<i>Harford County</i>			
SB 734/HB 635	Harford County – Alcoholic Beverages – Performing Arts Nonprofit Organization License (Ch. 1012/Ch. 1011)	Minimal license fee revenues.	No
SB 736/HB 632	Harford County – Alcoholic Beverages Licenses – Golf Simulator Facility (Ch. 1010/Ch. 1009)	Minimal license fee revenues.	No
SB 933/HB 1118	Harford County – Alcoholic Beverages – Performing Arts Theater License (Ch. 1031/Ch. 1030)	Minimal license fee revenues.	No
HB 621	Harford County – Alcoholic Beverages – Stadium License Annual Fee (Ch. 1008)	Minimal license fee revenues.	No
HB 632/SB 736	See entry for SB 736.		No
HB 635/SB 734	See entry for SB 734.		No
HB 1118/SB 933	See entry for SB 933.		No
<i>Howard County</i>			
HB 1357	Howard County – Payment in Lieu of Taxes Agreements – Moderate Income Housing Ho. Co. 8-24 (Ch. 967)	Potential decrease in property tax revenues.	No

Legislation Affecting Local Government Revenues (Continued)

<u>Bill #</u>	<u>Title</u>	<u>Comment</u>	<u>Mandate</u>
<i>Montgomery County</i>			
HB 761	Montgomery County – School Bus Stops MC 6-24 (Ch. 676)	Potential decrease in fine revenues.	No
<i>Prince George's County</i>			
SB 9/HB 307	Prince George's County – Alcoholic Beverages Licenses – Nonprofit Organizations (Ch. 995/Ch. 994)	License fee revenues increase by about \$5,640 annually.	No
SB 66/HB 817	Prince George's County – Alcoholic Beverages – Issuance of License Near a Place of Worship or School (Ch. 1023/Ch. 1022)	License fee revenues increase by about \$2,305 annually.	No
SB 191	Prince George's County – Public School Employees Property Tax Credit and Office of Integrity and Compliance PG 503-24 (Ch. 776)	Potential decrease in local property tax revenues.	No
SB 654	Prince George's County – Student Support and School Facilities and Public Safety Surcharges and Report – Sunset Extension (Ch. 304)	School facilities surcharge revenues decrease in FY 2025 through 2029.	No
SB 1184	Prince George's County – Alcoholic Beverages – College Athletic Event Venue Concessionaire Beer, Wine, and Liquor License (Ch. 1047)	License fee revenues increase by about \$10,500 annually.	No
HB 307/SB 9	See entry for SB 9.		No
HB 364	Prince George's County – Stop Sign Monitoring Systems – Authorization PG 301-24 (Ch. 678)	Potential fine revenues in FY 2025 through 2029.	No

Legislation Affecting Local Government Revenues (Continued)

<u>Bill #</u>	<u>Title</u>	<u>Comment</u>	<u>Mandate</u>
HB 398	Prince George's County – Taxes on Telecommunications Services – Use of Revenue PG 406-24 (Ch. 970)	Telecommunication service tax revenues increase by as much as \$48.3 million to \$49.3 million annually in FY 2025 through 2029; tax revenue increases continue beyond FY 2029.	No
HB 817/SB 66	See entry for SB 66.		No
HB 1390	Public Schools – Public School Construction – Funding and Administration (Ch. 354)	Revenues increase by about \$54 million in FY 2025 for school construction.	No
<i>St. Mary's County</i>			
HB 651	St. Mary's County – Alcoholic Beverages – Beer, Wine, and Liquor Tasting Permit (Ch. 1013)	Potential license fee revenues.	No
<i>Washington County</i>			
SB 853/HB 920	Washington County – Alcoholic Beverages – Multi-Use Sports and Events Facility Beer, Wine, and Liquor License (Ch. 1025/Ch. 1024)	Minimal license fee revenues.	No
HB 920/SB 853	See entry for SB 853.		No
HB 1021	Washington County – Public Facilities Bonds (Ch. 702)	Bond revenues increase by up to \$50.0 million.	No
<i>Wicomico County</i>			
SB 941/HB 1341	Wicomico County – Alcoholic Beverages – Class B Beer, Wine, and Liquor Licenses – Purchases From Licensed Wholesalers and Self-Distribution (Ch. 1040/Ch. 1039)	Potential decrease in county dispensary alcoholic beverage wholesales revenues.	No

Legislation Affecting Local Government Revenues (Continued)

<u>Bill #</u>	<u>Title</u>	<u>Comment</u>	<u>Mandate</u>
HB 1340	Wicomico County – Alcoholic Beverages – Monopoly of Liquor Control Board and Dispensary – Repeal (Ch. 964)	Potential decrease in county dispensary alcoholic beverage wholesale and retail sales revenues.	Yes
HB 1341/SB 941	See entry for SB 941.		No

Legislation Affecting Local Government Expenditures

<u>Bill #</u>	<u>Title</u>	<u>Comment</u>	<u>Mandate</u>
Legislation Affecting All/Multiple Local Jurisdictions			
SB 130/HB 5	Criminal Law – Indecent Exposure Within the Presence of a Minor (Ch. 859/Ch. 858)	Minimal incarceration costs.	No
SB 148/HB 449	Comprehensive Flood Management Grant Program – Funding for Underserved and Overburdened Communities (Ch. 516/Ch. 517)	Reallocation of grant expenditures.	No
SB 155/HB 212	Vehicle Laws – Noise Abatement Monitoring Systems – Pilot Program (Ch. 625/Ch. 624)	Potential implementation costs for Montgomery and Prince George’s counties.	No
SB 161/HB 200	Community Schools – Alterations (Ch. 230/Ch. 229)	Potential evaluation costs for some local school systems.	No
SB 180/HB 86	Public and Nonpublic Schools – Bronchodilators – Use, Availability, Training, and Policies (Ch. 279/Ch. 280)	Supply costs and minimal training costs (assumed to be defrayed by the potential receipt of grant revenues).	Yes
SB 182/HB 338	Criminal Procedure – Facial Recognition Technology – Requirements, Procedures, and Prohibitions (Ch. 808/Ch. 809)	Potential training costs for local law enforcement agencies.	No
SB 215/HB 26	Small, Minority, and Women-Owned Businesses Account – Alterations (Ch. 69/Ch. 68)	Potential administrative costs and loan/grant expenditures for local economic development entities.	No
SB 220/HB 42	Public Health – Public Health Services and Protections – Revisions (Ch. 766/Ch. 765)	Potential reallocation of grant expenditures.	No
SB 245	Maryland Community Health Resources Commission – Sunset Extension and Program Evaluation (Ch. 386)	Potential grant expenditures maintained through FY 2035.	No

Legislation Affecting Local Government Expenditures (Continued)

<u>Bill #</u>	<u>Title</u>	<u>Comment</u>	<u>Mandate</u>
SB 271	Election Law – Revisions (Ch. 430)	Decrease in election-related costs for certain jurisdictions beginning in FY 2026.	No
SB 308/HB 241	Housing and Community Development – Just Community Designation (Ch. 148/Ch. 147)	Potential reallocation of existing State funding among local jurisdictions.	No
SB 325/HB 1	Maryland Paint Stewardship (Ch. 588/Ch. 587)	Potential decrease in waste management costs and minimal paint costs.	No
SB 362	Budget Reconciliation and Financing Act of 2024 (Ch. 717)	Funding expenditures decrease by \$1.7 million in FY 2025 and increases by \$14.4 million in FY 2029 for local school systems. Potential significant expenditures in FY 2026 and 2027 for local school systems due to delaying potential curtailment of State and local education aid.	Yes
SB 368	State Retirement and Pension System – Military Service Credit – Eligibility (Ch. 598)	Minimal pension costs.	No
SB 423	Real Property – Recordation – Procedures (Ch. 362)	Minimal administrative costs (assumed to be covered by fee revenues).	No
SB 430	Community Health and Safety Works Grant Program and Fund – Establishment (Ch. 221)	Potential grant expenditures.	No
SB 452	Courts – Prohibited Liability Agreements – Recreational Facilities (Ch. 941)	Potential claims payments.	No
SB 453/HB 576	Mental Health – Assisted Outpatient Treatment Programs (Ch. 704/Ch. 703)	Potential significant implementation costs in FY 2026 through 2030.	No
SB 457/HB 410	Maryland Technology Development Corporation – Equitech Growth Fund – Alterations (Ch. 515/Ch. 514)	Potential decrease in infrastructure and workforce development grant and matching expenditures.	No

Legislation Affecting Local Government Expenditures (Continued)

<u>Bill #</u>	<u>Title</u>	<u>Comment</u>	<u>Mandate</u>
SB 473/HB 582	Economic Development – Entrepreneurial Innovation Programs – Establishment (Pava LaPere Legacy of Innovation Act of 2024) (Ch. 711/Ch. 710)	Potential matching expenditures of up to \$50,000 annually per eligible community college in FY 2025 through 2030 and potential administrative costs.	No
SB 474	Certificate of Public Convenience and Necessity and Related Approvals – Definition of Generating Station (Critical Infrastructure Streamlining Act of 2024) (Ch. 411)	Potential indeterminate impact on review and regulatory costs.	No
SB 475/HB 583	Center for Firearm Violence Prevention and Intervention – Establishment (Ch. 707/Ch. 706)	Potential grant expenditures for local health departments beginning in FY 2026.	No
SB 476/HB 584	Workers’ Compensation – Occupational Disease Presumptions – First Responders (Caring for Public Employees in the Safety Professions – CAPES Act) (Ch. 14/Ch. 13)	Potential significant workers’ compensation costs.	No
SB 482	Governor’s Office for Children – Engaging Neighborhoods, Organizations, Unions, Governments, and Households (ENOUGH) Grant Program (ENOUGH Act of 2024) (Ch. 408)	Statewide, local expenditures increase by up to \$5.0 million in FY 2025 due to the expenditure of funds received by local management boards.	No
SB 485/HB 571	Family and Medical Leave Insurance Program – Modifications (Ch. 266/Ch. 267)	Payroll costs decrease in FY 2025 due to delayed employer contributions. Potential private employer plan fee expenditures beginning in FY 2026.	No
SB 525/HB 649	Labor and Employment – Equal Pay for Equal Work – Wage Range Transparency (Ch. 272/Ch. 271)	Minimal human resources costs.	No
SB 527/HB 367	Community Colleges – Contraception – Access Requirements (Ch. 338/Ch. 337)	Potential significant supply costs for community colleges particularly in FY 2025 and 2026 (assumed to be defrayed by fee revenues).	Yes

Legislation Affecting Local Government Expenditures (Continued)

<u>Bill #</u>	<u>Title</u>	<u>Comment</u>	<u>Mandate</u>
SB 540/HB 472	Education – School Mapping Data Program – Established (Ch. 166/Ch. 167)	Minimal grant expenditures for local school systems.	No
SB 578/HB 1472	Professional and Volunteer Firefighter Innovative Cancer Screening Technologies Program – Funding (Ch. 782/Ch. 783)	Potential grant expenditures.	No
SB 614/HB 865	Maryland Medical Assistance Program and Health Insurance – Coverage for Prostheses (So Every Body Can Move Act) (Ch. 823/Ch. 822)	Potential health insurance costs.	No
SB 616/HB 688	Maryland Historical Trust – Historical and Cultural Museum Assistance Program – Funding (Ch. 493/Ch. 494)	Potential grant expenditures.	No
SB 653/HB 1101	Standing – Environmental and Natural Resources Protection Proceedings (Clean Water Justice Act of 2024) (Ch. 536/Ch. 535)	Potential litigation-related costs.	No
SB 668/HB 542	Department of Human Services – Children in Foster Care – Luggage (Ch. 345/Ch. 346)	Potential administrative costs for local departments of social services.	No
SB 674	Abandoned or Sunken Vessels and Waterway Improvement Fund Grants (Ch. 560)	Minimal grant expenditures beginning in FY 2026.	No
SB 751/HB 980	Public Health – Opioid Restitution Advisory Council and Fund – Revisions (Ch. 851/Ch. 852)	Potential grant expenditures.	No
SB 783	Public Utilities – Solar Energy Systems and Programs, Maryland Strategic Energy Investment Fund, and Prevailing Wage (Brighter Tomorrow Act) (Ch. 595)	Potential decrease in loan and grant expenditures in FY 2025 through 2027.	No

Legislation Affecting Local Government Expenditures (Continued)

<u>Bill #</u>	<u>Title</u>	<u>Comment</u>	<u>Mandate</u>
SB 793/HB 895	Maryland Tort Claims Act – Sheriffs and Deputy Sheriffs – County Responsibility (Ch. 610/Ch. 611)	Litigation costs increase by about \$75,000 in FY 2025 and by \$100,000 annually thereafter. Potential decrease in insurance costs in future years.	No
SB 797/HB 903	Education – Access to Attorneys, Advocates, and Consultants for Special Education Program and Fund – Established (Ch. 170/Ch. 171)	Potential special education due process costs for local school systems.	No
SB 843/HB 669	Workers’ Compensation – Benefits – Hearing Loss (Ch. 283/Ch. 282)	Minimal workers’ compensation costs.	No
SB 850	State Personnel – Line-of-Duty Death and Funeral Benefits (Ch. 479)	Death and funeral expenditures increase by about \$15,000 for each covered local hazardous material response team employee.	No
SB 882/HB 1139	Growing Family Child Care Opportunities Pilot Program – Permanent Establishment (Ch. 184/Ch. 183)	Grant expenditures maintained beyond FY 2024.	No
SB 915/HB 979	Agriculture – Invasive Plant Species – Regulation (Biodiversity and Agriculture Protection Act) (Ch. 589)	Potential compliance costs to manage invasive plant species.	No
SB 937/HB 1157	Grow Your Own Educators Grant Program – Established (Ch. 227/Ch. 228)	Potential administrative costs for local school systems.	No
SB 943	Vehicle Laws – Bus Lane Obstruction – Monitoring Systems Expansion and Workgroup (Better Bus Service Act of 2024) (Ch. 751)	Potential significant implementation costs (with additional implementation costs for Baltimore City).	No
SB 969/HB 1165	Watershed, Stream, and Floodplain Restoration – Chesapeake and Atlantic Coastal Bays Restoration and Stream and Floodplain Restoration Funding (Whole Watershed Act) (Ch. 559/Ch. 558)	Local matching expenditures are impacted in accordance with any reallocation of State special funds beginning in FY 2025. Potential significant costs and/or operational delays for stream restoration projects beginning in FY 2026.	Yes

Legislation Affecting Local Government Expenditures (Continued)

<u>Bill #</u>	<u>Title</u>	<u>Comment</u>	<u>Mandate</u>
SB 974/HB 933	Behavioral Health Crisis Response Services – 9-8-8 Trust Fund Fees (Ch. 781/Ch. 780)	Minimal increase in communications expenditures to pay 9-8-8 fees. Potential significant grant expenditures.	No
SB 991	Behavioral Health – Language Assistance Services Pilot Program (Ch. 867)	Potential grant expenditures.	No
SB 1026/HB 1115	County Boards of Education – Budgets – Notice (Transparency in Education Spending Act) (Ch. 218/Ch. 217)	Minimal administrative costs for local school systems.	No
SB 1056	Cigarettes, Other Tobacco Products, and Electronic Smoking Devices – Revisions (Tobacco Retail Modernization Act of 2024) (Ch. 462)	Potential inspection costs for local health departments.	No
SB 1091/HB 1076	Education – Blind and Visually Impaired Students – Textbook Equity (Ch. 750/Ch. 749)	Potential significant instructional materials costs for local school systems.	Yes
SB 1092/HB 1439	Emergency Services – Funding (Ch. 719/Ch. 718)	Statewide, grant revenues increase by \$1.5 million annually.	No
SB 1144/HB 1266	Clean Water Commerce Account – Contracts for the Purchase of Environmental Outcomes (Ch. 501/Ch. 502)	Potential significant reallocation of project costs for environmental outcomes.	No
HB 1/SB 325	See entry for SB 325.		No
HB 5/SB 130	See entry for SB 130.		No
HB 7	Housing Innovation Pilot Program and Housing Innovation Fund – Establishment (Housing Innovation Pilot Program Act of 2024) (Ch. 212)	Potential significant program fund award expenditures.	No

Legislation Affecting Local Government Expenditures (Continued)

<u>Bill #</u>	<u>Title</u>	<u>Comment</u>	<u>Mandate</u>
HB 16	Tax Sales – Homeowner Protection Program – Funding	Implementation costs.	Yes
HB 26/SB 215	See entry for SB 215.		No
HB 35	Property Tax – Submission of Building Permits to Supervisor of Assessments – Estimated Construction Cost (Ch. 971)	Minimal administrative costs.	No
HB 42/SB 220	See entry for SB 220.		No
HB 54	Property Tax – Transfer to Heir or Legatee – Payment Plans (Ch. 771)	Potential administrative costs.	No
HB 86/SB 180	See entry for SB 180.		Yes
HB 105	Drunk Driving Offenses – Expungement and the Ignition Interlock System Program (Ch. 715)	Potential administrative costs for local entities to process expungement orders.	No
HB 131	Housing Development Permit Applications – Local Reporting Requirements (Ch. 213)	Minimal administrative costs.	No
HB 200/SB 161	See entry for SB 161.		No
HB 212/SB 155	See entry for SB 155.		No
HB 233	Chesapeake and Atlantic Coastal Bays Critical Area Protection Program – Climate, Equity, and Administrative Provisions (Ch. 424)	Potential administrative and capital costs beginning as early as FY 2025.	Yes
HB 241/SB 308	See entry for SB 308.		No

Legislation Affecting Local Government Expenditures (Continued)

<u>Bill #</u>	<u>Title</u>	<u>Comment</u>	<u>Mandate</u>
HB 253	Cannabis Reform – Alterations (Ch. 241)	Statewide, local expenditures decrease by about \$180,000 in FY 2024 and by about \$1.5 million to \$4.1 million annually in FY 2025 through 2029 as interest earnings on cannabis-related revenues are redirected to the State's GF; reduction in expenditures continue beyond FY 2029.	No
HB 261	Unemployment Insurance – Benefits – Election Judges (Ch. 617)	Minimal unemployment benefit reimbursement expenditures.	No
HB 338/SB 182	See entry for SB 182.		No
HB 367/SB 527	See entry for SB 527.		Yes
HB 410/SB 457	See entry for SB 457.		No
HB 416	Public Schools – Active Shooter Safety Drills or Trainings – Requirements (Ch. 182)	Potential significant mental health services costs for local school systems.	Yes
HB 420	State and Local Parks – Play Area Accessibility – Recreation Communication Boards Pilot Program (Ch. 568)	Potential grant expenditures in FY 2025 through 2028.	No
HB 449/SB 148	See entry for SB 148.		No
HB 472/SB 540	See entry for SB 540.		No
HB 513	Motor Vehicles – Work Zone Speed Control Systems – Revisions (Maryland Road Worker Protection Act of 2024) (Ch. 17)	Potential implementation costs beginning as early as FY 2024. Potential public safety expenditures (assumed to be covered by fine revenues) beginning as early as FY 2025.	No
HB 538	Land Use – Affordable Housing – Zoning Density and Permitting (Housing Expansion and Affordability Act of 2024) (Ch. 122)	Potential personnel and infrastructure costs.	Yes
HB 542/SB 668	See entry for SB 668.		No

Legislation Affecting Local Government Expenditures (Continued)

<u>Bill #</u>	<u>Title</u>	<u>Comment</u>	<u>Mandate</u>
HB 571/SB 485	See entry for SB 485.		No
HB 576/SB 453	See entry for SB 453.		No
HB 582/SB 473	See entry for SB 473.		No
HB 583/SB 475	See entry for SB 475.		No
HB 584/SB 476	See entry for SB 476.		No
HB 609	Education – Public Libraries – Collective Bargaining (Library Workers Empowerment Act) (Ch. 132)	Potential significant collective bargaining and personnel costs.	No
HB 649/SB 525	See entry for SB 525.		No
HB 669/SB 843	See entry for SB 843.		No
HB 688/SB 616	See entry for SB 616.		No
HB 700	Election Law – Election Judges – Revisions (Ch. 504)	Statewide, election-related costs increase by \$25,000 in FY 2025. Potential significant decrease in election-related costs beginning in FY 2026.	No
HB 760	Office of Legislative Audits – Local School Systems – Report (Ch. 39)	Minimal compliance costs.	No
HB 814	Juvenile Law – Reform (Ch. 735)	Potential personnel costs for State’s Attorneys’ offices.	No
HB 845/SB 1105	See entry for SB 1105.		No
HB 864	Energy Efficiency and Conservation Plans (Ch. 539)	Potential significant grant expenditures beginning in FY 2027.	No
HB 865/SB 614	See entry for SB 614.		No

Legislation Affecting Local Government Expenditures (Continued)

<u>Bill #</u>	<u>Title</u>	<u>Comment</u>	<u>Mandate</u>
HB 895/SB 793	See entry for SB 793.		No
HB 903/SB 797	See entry for SB 797.		No
HB 933/SB 974	See entry for SB 974.		No
HB 947	Civil Actions – Public Nuisances – Firearm Industry Members (Gun Industry Accountability Act of 2024) (Ch. 714)	Potential litigation-related costs.	No
HB 979/SB 915	See entry for SB 915.		No
HB 980/SB 751	See entry for SB 751.		No
HB 990	Environment – Greenhouse Gas Emissions Reductions – Manufacturers (Ch. 500)	Potential construction materials costs.	No
HB 1024	Washington Suburban Sanitary Commission – Connection Pipe Emergency Replacement Loan Program – Expansion PG/MC 101-24 (Ch. 679)	Loan program funding expenditures increase by \$100,000 annually in FY 2025 through 2034.	Yes
HB 1076/SB 1091	See entry for SB 1091.		Yes
HB 1082	Blueprint for Maryland’s Future Implementation – Funding for Implementation Coordinators (Ch. 336)	Statewide, local school system personnel expenditures increase by about \$3.6 million annually beginning in FY 2027.	Yes
HB 1101/SB 653	See entry for SB 653.		No
HB 1115	County Boards of Education – Budgets – Notice (Transparency in Education Spending Act) (Ch. 217)	Minimal administrative costs for local school systems.	No

Legislation Affecting Local Government Expenditures (Continued)

<u>Bill #</u>	<u>Title</u>	<u>Comment</u>	<u>Mandate</u>
HB 1128	Labor and Employment – Workforce Development – Talent Innovation Program and Fund (Ch. 421)	Potential matching grant expenditures.	No
HB 1139/SB 882	See entry for SB 882.		No
HB 1147	Environment – Playground Surfacing Materials – Prohibitions (Ch. 488)	Potential playground installation, renovation, and/or maintenance costs.	No
HB 1157/SB 937	See entry for SB 937.		No
HB 1165/SB 969	See entry for SB 969.		Yes
HB 1167	Maryland Center for School Safety – Secure Schools Emergency Response Grant Program – Established (Ch. 293)	Statewide, grant expenditures for local school systems increase by up to \$3.0 million.	No
HB 1203	Economic Development – Strategic Infrastructure Revolving Loan Program and Tax Increment Financing (Ch. 449)	Potential significant tax increment financing expenditures. Potential loan expenditures for strategic infrastructure projects.	No
HB 1212	State Retirement Agency – Director of Diversity, Equity, and Inclusion and Governance Program (Ch. 495)	Minimal administrative fee assessment expenditures.	No
HB 1219	Public and Nonpublic Middle and High Schools – Venue-Specific Emergency Action Plans for Athletic Facilities (The Bailey Bullock Act) (Ch. 163)	Minimal administrative and training costs for local school systems.	No
HB 1259	Health Insurance – Breast and Lung Cancer Screening – Coverage Requirements (Ch. 868)	Potential health insurance costs.	No
HB 1266/SB 1144	See entry for SB 1144.		No

Legislation Affecting Local Government Expenditures (Continued)

<u>Bill #</u>	<u>Title</u>	<u>Comment</u>	<u>Mandate</u>
HB 1386	Education – School Employee Antibias Training – Requirements (Ch. 128)	Minimal training costs for local school systems.	Yes
HB 1426	Education – Blueprint for Maryland’s Future – Alterations (Ch. 164)	Statewide, nonclassroom teacher qualification expenditures increase by \$140,000 as early as FY 2024 for local school systems. Potential decrease in dual enrollment course expenditures for local school systems. Potential significant impact on local effort requirements due to the Prekindergarten Expansion Grant extension (duplicative of impact for HB 1441).	Yes
HB 1439/SB 1092	See entry for SB 1092.		No
HB 1441	Early Childhood Education – Publicly Funded Prekindergarten Programs – Alterations (Ch. 165)	Potential significant impact on local effort requirements due to the Prekindergarten Expansion Grant extension (duplicative of impact for HB 1426).	Yes
HB 1472/SB 578	See entry for SB 578.		No
HB 1482	Uninsured Driving Penalties – Funding for the Maryland Automobile Insurance Fund, Driver Education, and Transportation to Field Trips (Ch. 857)	Potential grant expenditures for local school systems.	No
HB 1509	Baltimore Regional Water Governance Model Workgroup – Established (Ch. 503)	Expenditures increase by about \$500,000 in FY 2026 for Baltimore City and Baltimore County to hire independent consultants.	No
HB 1511	Forest Conservation Act – Modifications (Ch. 457)	Potential decrease in reforestation/afforestation costs in FY 2025 and 2026.	No
HB 1512	Bay Restoration Fund – Use of Funds – Municipal Wastewater Facilities – Sunset Repeal (Ch. 545)	Potential reallocation of grant expenditures.	No

Legislation Affecting Local Government Expenditures (Continued)

<u>Bill #</u>	<u>Title</u>	<u>Comment</u>	<u>Mandate</u>
Legislation Affecting Local Governments by Subdivision			
<i>Anne Arundel County</i>			
SB 657	Anne Arundel County – Student Loan Assistance Repayment Program for Educators – Established (Ch. 365)	Potential significant implementation costs.	No
SB 658/HB 668	Anne Arundel County – Sheriff – Salary (Ch. 980/Ch. 979)	Salary expenditures increase by at least \$20,100 in FY 2027 and \$34,400 annually thereafter.	No
HB 193	Anne Arundel County – Speed Limits – Establishment (Ch. 468)	Potential engineering and traffic investigation costs.	No
HB 668/SB 658	See entry for SB 658.		No
<i>Baltimore City</i>			
SB 643/HB 387	Public Information Act – Surveillance Images – Illegal Dumping in Baltimore City (Ch. 204/Ch. 203)	Potential decrease in illegal dumping removal costs.	No
HB 387/SB 643	See entry for SB 643.		No
<i>Baltimore County</i>			
SB 451/HB 108	Baltimore County Board of Education – Nonstudent Member Compensation and Student Member Scholarships – Alterations (Ch. 358/Ch. 357)	Board member compensation costs increase by \$ 39,250 to \$102,500 in FY 2027 to 2030.	No

Legislation Affecting Local Government Expenditures (Continued)

<u>Bill #</u>	<u>Title</u>	<u>Comment</u>	<u>Mandate</u>
HB 108/SB 451	See entry for SB 451.		No
HB 343	Environment – Dredged Material – Containment, Redeposit, and Oversight (Ch. 807)	Potential significant community project expenditures.	No
HB 1213	Baltimore County – Sheriff – Salary (Ch. 991)	Salary expenditures increase by at least \$48,800 in FY 2027 and \$90,400 annually in FY 2028 through 2030.	No
HB 1269	Baltimore County – Alcoholic Beverages – License Applications – Notice (Ch. 1037)	Publication costs decrease by as much as \$40,000 annually.	No
<i>Calvert County</i>			
SB 114/HB 515	Workgroup to Study the Fiscal and Operational Viability of Public-Private Partnerships for Calvert County Public Schools (Ch. 237/Ch. 238)	Potential personnel costs.	Yes
HB 515/SB 114	See entry for SB 114.		Yes
<i>Carroll County</i>			
HB 796	Carroll County – Public Facilities Bond (Ch. 684)	Debt service expenditures increase by up to \$2.1 million annually over a 20-year period.	No
HB 1060	Carroll County – Sheriff – Salary (Ch. 988)	Salary expenditures increase by at least \$47,000 in FY 2027 and \$84,100 annually thereafter.	No
<i>Charles County</i>			
HB 1321	Land Use – Southern Maryland Code Counties – Subdivision Regulations – Property Dedication and Fee (Ch. 675)	Potential recreational development expenditures.	No

Legislation Affecting Local Government Expenditures (Continued)

<u>Bill #</u>	<u>Title</u>	<u>Comment</u>	<u>Mandate</u>
<i>Frederick County</i>			
SB 1039	Frederick County – Juveniles – Truancy Reduction Pilot Program	Implementation costs increase by \$155,000 annually in FY 2024 through 2029 (assumed to be covered by grant revenues).	No
<i>Garrett County</i>			
SB 521/HB 906	Garrett County – Sheriff’s Salary – Alterations (Ch. 982//Ch. 981)	Salary expenditures increase by at least \$32,700 in FY 2027 and \$56,100 annually thereafter.	No
HB 906/SB 521	See entry for SB 521.		No
<i>Howard County</i>			
HB 1450	Howard County Task Force to Study Revenue Options for School Capital Needs Ho. Co. 18-24 (Ch. 992)	Potential significant administrative and/or personnel costs.	Yes
<i>Montgomery County</i>			
SB 1105/HB 845	Income Tax – Individual Income Tax Credit Eligibility Awareness Campaign (Ch. 726/Ch. 725)	Potential earned income credit supplement expenditures beginning in FY 2026.	No
HB 761	Montgomery County – School Bus Stops MC 6-24 (Ch. 676)	Potential administrative costs beginning in FY 2026.	No
HB 1304	Maryland Department of Health and Department of Aging – Earned Income Tax Credit – Distribution of Information and Training (Ch. 376)	Potential earned income credit supplement expenditures.	No

Legislation Affecting Local Government Expenditures (Continued)

<u>Bill #</u>	<u>Title</u>	<u>Comment</u>	<u>Mandate</u>
HB 1402	Montgomery County – State’s Attorney’s Office Personnel – Application of County Personnel Laws and Collective Bargaining MC 12-24 (Ch. 968)	Collective bargaining costs and potential significant personnel costs.	No
<i>Prince George’s County</i>			
SB 151/HB 358	Prince George’s County – Workgroup on Health and Wellness (Ch. 978)	Contractual costs increase by about \$120,000 in FY 2025 and 2026.	Yes
SB 654	Prince George’s County – Student Support and School Facilities and Public Safety Surcharges and Report – Sunset Extension (Ch. 304)	Personnel costs increase by as much as \$3.7 million annually (duplicative of impact for HB 821).	Yes
SB 659	Prince George’s Gateway Development Authority – Modifications (Ch. 538)	Personnel costs increase by up to \$90,000 annually from FY 2025 through 2028 and up to \$22,500 in FY 2029.	Yes
SB 688/HB 592	Prince George’s County – Judgeships – Circuit Courts (Ch. 756/Ch. 757)	Circuit court personnel costs.	No
HB 358/SB 151	See entry for SB 151.		Yes
HB 364	Prince George’s County – Stop Sign Monitoring Systems – Authorization PG 301-24 (Ch. 678)	Potential implementation costs and public safety expenditures in FY 2025 through 2029.	No
HB 376	Study on the Feasibility of Relocating the Prince George’s County Public School System Headquarters PG 501-24 (Ch. 372)	Expenditures increase by about \$375,000 across FY 2025 and 2026 to complete the required study.	Yes
HB 396	Prince George’s County – Sales and Use Tax on Energy and Fuel – Use of Revenue PG 407-24 (Ch. 969)	Potential local school system expenditures decrease by about \$53.2 million to \$64.7 million annually in FY 2025 through 2029; reduction in expenditures continue beyond FY 2029.	No

Legislation Affecting Local Government Expenditures (Continued)

<u>Bill #</u>	<u>Title</u>	<u>Comment</u>	<u>Mandate</u>
HB 398	Prince George's County – Taxes on Telecommunications Services – Use of Revenue PG 406-24 (Ch. 970)	Local school system expenditures decrease by about \$13.1 million to \$16.0 million annually in FY 2025 through 2029; reduction in expenditures continue beyond FY 2029.	No
HB 592/SB 688	See entry for SB 688.		No
HB 821	Prince George's County – Student Support – Specialist Networks and Success Action Plans (Student Supports and Success Act) PG 502-24 (Ch. 303)	Personnel costs increase by as much as \$3.7 million annually (duplicative of impact for SB 654).	Yes
HB 838	Prince George's County Family Child Care Home Expansion Grant Program – Establishment PG 505-24 (Ch. 373)	Potential significant program costs.	Yes
<i>Somerset County</i>			
SB 829/HB 976	Somerset County – Fire Companies – Appropriations (Ch. 987/Ch. 986)	Appropriations to volunteer fire companies increase by about \$7,300 to \$46,200 annually in FY 2025 through 2030; appropriation increases maintained beyond FY 2030.	No
HB 976/SB 829	See entry for SB 829.		No
<i>Washington County</i>			
HB 1021	Washington County – Public Facilities Bonds (Ch. 702)	Debt service expenditures increase by up to \$3.4 million annually over a 20-year period.	No

Chapter 5. Vetoed Legislation

- Vetoed Legislation

Vetoed Legislation

The following are 2024 bills that were vetoed by the Governor for policy reasons. The fiscal impact of the legislation is summarized below.

SB 60 Motor Home and Recreational Trailer Shows – Out-of-State Dealers

The bill would not have materially affected State or local government operations or finances. The Department of Commerce could have conducted the study and submitted the required report using existing budgeted resources. Revenues would not have been affected.

HB 1258 Estates and Trusts – Estate Administration – Publication of Notice

The bill would not have materially affected State or local government operations or finances as there is already a centralized website that is used by all the State’s Registers of Wills. Revenues would not have been affected.

