

Annual highlights 18/19



Hello. What's inside:

- 04 From the Chair
- 05 From the CEO
- 06 Year in review
- 07 Why we do what we do
- 08 How we support you
- 17 Improving mental health
in the workplace
- 18 Community engagement
- 20 Fundraising and philanthropy
- 25 Our partners
- 28 Annual Financial Statements 18/19

Beyond Blue acknowledges the Traditional Owners of the Land in which our office is based, the Wurundjeri peoples of the Kulin Nation. We pay our respects to Elders past, present and future and as an organisation with national reach, we extend our respect to all Elders and Aboriginal and Torres Strait Islander peoples across Australia.



**“Thank you Beyond Blue,
I can’t even begin to imagine
a world where you don’t exist.
Just knowing that you’re there
makes everything feel that
little bit more secure.”**

- Community member



From the Chair



The Hon Julia Gillard AC
Chair

It's been a significant year for us at Beyond Blue.

As always, we have encouraged open conversations about mental wellbeing, mental ill health and suicide, challenged stigma and discrimination, and provided advice, information and support to millions.

We do this not simply to raise awareness and educate – as important as they remain – but to drive positive behaviour change across the community.

We want all people to achieve their best possible mental health.

We want people who have good mental health to stay that way.

We want people who may be showing signs of distress to reach out for support early, without feeling alone or ashamed.

We want people who live with a mental health condition or suicidal thoughts to connect with others and receive appropriate, high quality services and supports.

We want their families, friends, work colleagues, schools and communities to be equipped and confident to play a vital support role.

The demand has never been greater.

In 2018/19 contacts to our Support Service were 14 per cent higher than the previous record year. The Service is entirely funded by donations to Beyond Blue, and so we are more grateful than ever before to the people, workplaces, clubs, trusts and corporate partners who support us.

Governments, state and federal, are now strongly focussed on mental health and this is giving us an historic opportunity to reform the system. We are deeply involved in making the most of this moment, advocating strongly for major change and new thinking.

We are demonstrating the benefits service innovation can bring by developing new ways to support people.

Our New Access early intervention coaching service continues to grow, employing a local workforce and producing consistently high recovery rates of around 70 per cent for people.

Thanks to the Commonwealth and participating States and Territory governments, The Way Back Support Service is being expanded to support more people after a suicide attempt.

I was thrilled in November 2018 to launch Be You, the Commonwealth-funded national mental health in education initiative from Beyond Blue and our delivery partners headspace and Early Childhood Australia. For the first time, every early learning service and school in Australia has free access to a national framework and support to help them design and implement their own mental health and wellbeing strategy.

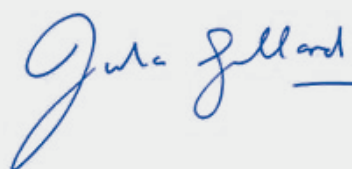
We also continued to contribute to knowledge and evidence.

In late 2018 we released the findings of *Answering the Call*. More than 21,000 police, fire, ambulance and SES employees, volunteers and former personnel participated, providing important insights into their mental health and wellbeing, and their experiences of stigma, suicide and mental health issues.

Beyond the Emergency, a world-first study by Turning Point and Monash University, investigated the scale and nature of ambulance call outs to men experiencing acute psychological distress, self-harm or suicidal behaviour. Funded by Beyond Blue and the Movember Foundation, we hope this detailed picture will inspire different policy and service decisions.

We have ambitious plans for 2019/2020 and beyond because millions of people need us to continue to be there for them, and keep pushing ourselves to ensure what we do has value to them.

I am proud to lead a talented and dedicated board of directors, which has the privilege of serving an organisation of people committed to improving mental health and preventing suicide so that everyone in Australia can realise their full and extraordinary potential, communities can be strong, and national social and economic prosperity is enhanced.



From the CEO



Georgie Harman
CEO

Collaboration is one of Beyond Blue's operating values.

We must work together - within our organisation, with sector colleagues and with the people we serve.

Collaboration fosters teamwork and better results for the community. It reduces duplication and generates compelling ideas to better support more than three million Australians who experience depression, anxiety and suicidal thoughts or behaviours.

And so Beyond Blue was proud to be part of the #YouCanTalk national social media campaign with the Black Dog Institute, Everymind, headspace, Lifeline, ReachOut and R U OK?. #YouCanTalk turns solid research into practical advice to equip everyone with the skills and confidence to talk safely about suicide.

In addition to providing support to individuals, Beyond Blue is focused on big picture, structural and behaviour change; trialling and scaling up innovative new models and workforces where people live their lives; and preventing mental illness and encouraging people to connect and seek support early.

We play a major role in increasing mental health and suicide prevention literacy; reducing stigma and discrimination; supporting mental health in workplaces and education settings; and provide, signpost or refer people to other services and support for the first time.

Beyond Blue is the first port of call for many: nearly 40 per cent of those who contact our Support Service have never sought help before.

Last year 18,000 more people joined our online forums, a safe online space where 1.6 million visitors now connect annually to have confidential conversations with a supportive community of peers. This is our fastest growing service.

An independent evaluation for the period 2015 to 2018 found Beyond Blue met its objectives and our work is appropriate, effective, based on evidence and fills gaps. It also concluded we are an innovative organisation with strong governance and management processes, and our partners value our collaboration, policy and advocacy efforts. It also told us where we need to continue to improve.

I often describe Beyond Blue as having a business head and a community heart. To that end, business improvement and planning is essential. And so, we're looking ahead - work on the *Beyond 2020 Strategic Plan* is well underway.

The expert insights, experiences and solutions offered by people and families who have personal experiences of mental ill health, suicidality and suicide are increasingly shaping our thinking and approaches.

But we need to still do better, and I am determined we will.

Finally, a huge thank you to the Beyond Blue Board and team, our Blue Voices, Speakers, Ambassadors, volunteers, funders, fundraisers and partners.

Year in review

\$12,656,971

donated through fundraising, corporate partnerships and philanthropic gifts funded the Beyond Blue Support Service

192,895

contacts to the Support Service

75%

of people took action within three days



Activities

1,806

Blue Voices members participated in **46** Beyond Blue activities

Ambassadors and Speakers shared their stories at more than

1,100

events, reaching **83,594** people

950

volunteers participated in 47 activities, engaging with more than **1 million** people across Australia

Staff presented at

162

workplace events to **12,126** people



Reach

2,993

people supported by **NewAccess** with a **68%** recovery rate

12,793

Beyond Now safety plan completions

3,134

referrals to **The Way Back Support Service**

Our **anxiety campaign**

was seen by almost **1 in 3** people in Australia

62,816

people registered for **Be You, the National Education Initiative**

121

Personal best articles reached **933,012** people



Engagement

800,000+

social media followers across Facebook, Instagram, Twitter and LinkedIn

Facebook posts reached

over 2 million people

12.9 million

visitors to the Beyond Blue website. 37 per cent increase on the previous year

1.6 million

visitors to the **online forums** for peer support

Over 2.6 million

resources distributed and 800,000 resources downloaded

Why we do what we do

Around **2 million** people in Australia live with **anxiety**

Around **1 million** people in Australia live with **depression**

Everyone experiences the ups and downs of mental health. But what happens when it's down?

Anxiety, depression and suicide affect millions of people around Australia, impacting how they connect with family and friends, thrive at work and live productive and meaningful lives.

People of all ages, backgrounds and cultures are asking themselves "how can I feel better?" and "will I feel like this for the rest of my life?"

Beyond Blue is here to help people in Australia understand that these feelings can change. We want to equip them with the skills they need to look after their own mental health and wellbeing, and to create confidence in their ability to support those around them.

We want to see everyone in Australia achieve their best possible mental health.

Through our support services, programs, research, advocacy and communication activities, we're breaking down the stigma, prejudice and discrimination that act as barriers to people reaching out for support.

Anxiety and depression can be managed. Suicide can be prevented. That's why we're here.

Hope. Recovery. Resilience.



On average, more than

8

people in Australia take their own lives every day (6 of whom are men)

How we support you

The Beyond Blue Support Service

Having someone to talk to when you need support can be life changing. A lot of the time, people in need of mental health support don't know where to start, or what to do to help themselves on their road to recovery.

This is what makes the Support Service such a significant resource for the Australian community.

When someone contacts the service, they're connected with a trained mental health professional who provides information, advice and brief counselling, pointing them in the right direction for further support.

Funded entirely by our generous donors, fundraisers and partners, the Support Service is available to anyone in Australia via phone, email and webchat.

A 2018 independent evaluation found that users reported reduced distress and increased coping ability after contacting the service, and 75 per cent acted on the advice provided by counsellors within three days.

In the last 12 months, we've supported an additional 24,031 people, an increase of 14.3 per cent from the previous year.

In 2018-19,

192,895

contacts to Beyond Blue's Support Service via phone, webchat and email

75% acted on the advice within three days

"I called today, in the midst of a panic attack that had gone on for nearly two hours and spoke to the most helpful person... Thank you from the bottom of my heart, I'm not sure that I would have gotten through today without this phone call. No one will ever know the impact that it has had on me."
- Support Service caller

Email or chat to mental health professionals online at: beyondblue.org.au/getsupport

beyondblue.org.au 1300 22 4636



Online peer support forums

You may be surprised by how many people are experiencing the same challenges every day.

Our forums offer people a place to connect with others who understand what they are going through, offering first-hand insights into what worked for them. Through sharing their own stories and experiences, our online community empowers visitors to make decisions that support good mental health and wellbeing.

A 2017 study found that after interacting with our forums, 54 per cent of users felt less depressed and 56 per cent said they felt less anxious.

Thanks to our incredible community champions who volunteered more than 2,400 hours of peer support, ensuring every visitor's post was responded to with understanding and care.

beyondblue.org.au/forums

2018-19 saw

1.6 million visitors,

18,000 new members and nearly

60,000 posts

“This is the first time I have ever joined a forum of any sort – it is great to feel listened to and know I’m not alone.”

– Forums user




Beyond Now

Often when someone is thinking about suicide, it's not so much that they want to die, but that they want their pain to stop. During these times, it can help to have a plan for how to move past these thoughts. This is called a safety plan.

The Beyond Now app helps people develop a plan to stay safe when they are experiencing suicidal thoughts. Users can list people to contact during challenging times, add their favourite music and photos and document ideas for keeping safe. These could include identifying warning signs, coping strategies, reasons for living and ways in which people can make their environment safe.

This year we updated the Beyond Now app to make it more inclusive and culturally appropriate for Aboriginal and Torres Strait Islander people, and the LGBTI community.

beyondblue.org.au/beyondnow



NewAccess

NewAccess offers support for people in Australia who are finding it hard to manage life stress.

It's a free mental health coaching program that focuses on early intervention. NewAccess is designed to provide support in the early stages to lower the risk of people's symptoms getting worse or developing a more serious mental health condition down the track.

The program is easily accessible either over the phone or face-to-face, with no doctor's referral required. Participants receive six confidential sessions to work one-on-one with a NewAccess Coach, who uses Low-intensity Cognitive Behavioural Therapy to identify the cause of distress and guide participants through practical tools they can use in day-to-day life.

NewAccess has grown significantly this year, with 2,993 people across Australia participating in the program and three new sites introduced. The program has seen a steady 68 per cent recovery rate of participants since starting in 2013.

beyondblue.org.au/newaccess

Meet Lindsay, NewAccess Coach

As a NewAccess Coach in Warwick, Lindsay McMahon has seen the program flourish across Western Queensland. He believes the benefits of NewAccess are similar to those achieved by employing a personal trainer.

"What we want is for people to think about their mental health like they would their physical health," he says.

"If you needed help rehabbing an injury or losing some weight, you'd see a PT without thinking twice. People can now look at NewAccess coaches in the same fashion if they're struggling with some of the stresses of life."

The NewAccess program is particularly suited to people in rural and regional areas where mental health support is often limited.

"Given what we're seeing with the drought and the emotional and financial turmoil that it's causing, our work couldn't be more important," said Lindsay.

"Early intervention is the key to preventing so many mental health conditions and our team specialises in helping you identify what you're going through and building resilience and coping mechanisms."

"We're seeing real traction in the work we do, but there's a lot of work left to do to break down the stigma and get people to think of their wellbeing in both a physical and mental health context."





The Way Back Support Service

Support in the aftermath of a suicide attempt is critical, yet it has not always been available in the past. The Way Back Support Service was introduced to fill a gap, delivering personalised, non-clinical aftercare for up to three months for people who have attempted suicide or are experiencing a suicidal crisis.

People referred to The Way Back are supported by a Support Coordinator. The first priority is a safety plan. Ongoing support can range from providing financial or relationship advice to connecting participants with health and community services and supports.

The Way Back Support Service is currently delivered at eight locations across Australia, with at least a further 17 planned over the next three years as part of a national expansion with funding from the Commonwealth, participating States and Territories, and Beyond Blue.

A national evaluation will occur as The Way Back is rolled out across Australia, but data emerging from one trial site already shows promising outcomes. It indicated 97 per cent of participants reported progress towards resolving the goals associated with their recovery plan.

beyondblue.org.au/thewayback

“I’d go as far to say The Way Back Support Service has saved my life... I am now six months clean of all drugs and alcohol, which was the reason I gave up living. That was after a 29-year drug habit. I am now studying Cert IV in Mental Health and halfway through my 12-month rehab.”

– The Way Back Support Service participant

Beyond the Emergency

Beyond the Emergency was a ground-breaking study of male mental health presentations to ambulance services, facilitated by Beyond Blue in collaboration with Movember Foundation, Turning Point, Monash University and ambulance services across Australia.

The research project revealed new data on male self-harm, suicide and mental health presentations. It points to the need for alternatives to emergency departments and better mental health training for paramedics. It found rates of male suicidal behaviours are three times higher when presentations to ambulances are analysed, rather than using hospital figures.

Released on 29 May 2019, Beyond the Emergency dominated the national news agenda in traditional media as well as achieving strong engagement on social media.

Beyond Blue
29 May

Men and suicide

Each day in Australia:
6 men take their lives

82 men call an ambulance due to suicidal thoughts or attempts

11k 600,000 views

Campaign spotlight

Anxiety is the most common and often misunderstood mental health condition in Australia. And we're doing something about it.

With a clear need to build on the community's knowledge of this condition, we have run campaigns over the past several years aiming to improve people's understanding of anxiety to reduce stigma and encourage help-seeking behaviour.

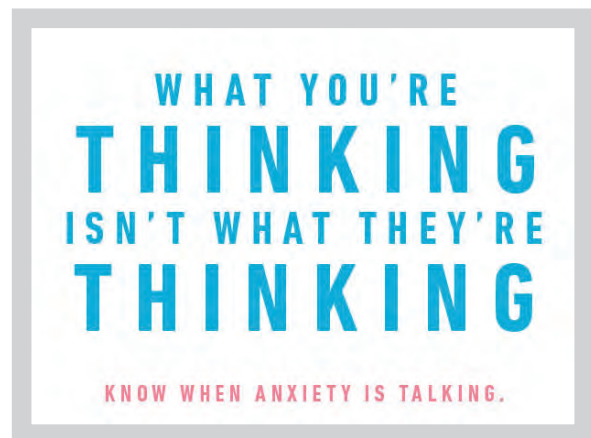
The first stage of the campaign, 'Know when anxiety is talking', launched in 2017 and aimed to improve people's understanding of anxiety by focusing on core symptoms. The second phase, 'What you're thinking isn't what they're thinking', launched on 14 October 2018 during Mental Health Week. The focus of this phase was to shift perceived social stigma towards people with anxiety.

The campaign ran for eight weeks across print, radio, television, outdoor media and social.

While our evaluation of this phase confirmed that heightening the community's comprehensive understanding of anxiety will be a long-term task, we gained some key insights. People who saw the campaign were more likely to:

- identify a symptom of anxiety (increased by 35 per cent)
- seek information regarding anxiety and treatment options for family/ friends and themselves (increased by 111 and 72 per cent respectively)
- understand how to provide appropriate advice to someone with anxiety (increased by 15 per cent).

beyondblue.org.au/anxiety



Almost **1 in 3** people in Australia saw the campaign



Generated over **309,000** visits to the anxiety webpage



118,590 people completed the anxiety checklist on the Beyond Blue website

"Your latest ad campaign is brilliant! Thank you for helping people with anxiety. I no longer feel like the odd one in the room and it all started with your latest TV ad. It's spot on. Keep up the amazing work. You are changing lives!"
- Community member



Blue Voices

Blue Voices is our online reference group of over 7,000 people affected by anxiety, depression and suicide. Blue Voices members are Beyond Blue's brains, trust and moral compass. They are invited to steer, advise and inform the development and improvement of our work and mental health and suicide prevention policies, programs and services across Australia.

In the past year, Blue Voices members participated in 46 Beyond Blue activities such as surveys, focus groups, research interviews and committees. They also contributed to projects like the improvement of our Beyond Now suicide prevention app, shaping the anxiety campaign and guiding governance and resource decisions around future Beyond Blue projects.

beyondblue.org.au/bluevoices

“As a Blue Voices member I am able to draw on my experiences and my expertise to help inform and guide the work of Beyond Blue. I feel I can make a difference, make a positive impact and raise greater awareness.”

– Blue Voices member

Meet Alokita, Blue Voices member

“Having had my first panic attack at the age of 18, I didn't share the depth and details of my battles with anxiety with those closest to me until the age of 34. To my surprise, their reaction was full of empathy, unconditional love, acceptance and curiosity.

Sharing my journey has not only helped expand my support circle, but also enabled others to share their struggles with mental health issues with me and those around them. I have learnt that with any mental health condition there is nothing to be ashamed of.

If you share your story with others, you may find your honesty brings out the compassion in others, that other people may have similar challenges too, that you can grow in your journey and help each other.”

Our Speakers program

We receive many requests for people to speak at a range of events every year, including workplaces, conferences, schools and sporting clubs.

Through sharing their personal stories, our speakers aim to increase awareness, reduce stigma, encourage people to talk about how they're feeling and enable them to get help.

In 2018-19, our speakers attended more than 1,100 events, sharing their stories with almost 85,000 people. 85 per cent of audience members reported they were more aware of the signs and symptoms of anxiety and depression in themselves or others after hearing the speaker and 91 per cent said they were made aware of where they could seek support.

“This was the first time that our smoko room was in dead silence and that everyone was listening with great interest.”

– Audience member

beyondblue.org.au/speakers

“When I first experienced depression and anxiety back in high school, it was like a thick pane of soundproof glass sprang up between me and other people.”





Meet Zenatalla, Beyond Blue speaker

“When I first experienced depression and anxiety back in high school, it was like a thick pane of soundproof glass sprang up between me and other people.

I felt isolated and voiceless, like life was happening around me, or to me, rather than something I was a part of. I wasn't actively engaging with my education or those I loved. My family is the most important thing in my life (in particular my mum, who's my hero), yet I ended up lying to them and every single person around me. I'd do anything to be accepted, changing my personality for whoever I was talking to, until everyone got a different version of me. All this did was further my identity crisis.

My eating disorder crept up on me, and it wasn't long before further unhealthy patterns followed. Emotionally abusive relationships, drug use and excessive alcohol consumption. I was increasingly uncertain about my future, and even when I was accepted into Dental Medicine at the University of Western Australia - the degree of my dreams - I still didn't feel like I was good enough.

All of these factors built up gradually, a slow burn that led to a very abrupt wake-up call. I attempted suicide and ended up in hospital.

This wasn't an isolated incident. I knew I couldn't continue this way. I'd moved out of home and was even more lost than before. I needed someone to help me get a handle on my life.

After trying multiple times, talking to various psychologists, I finally clicked with one. Our first session was life changing. My psychologist worked closely with my psychiatrist and GP to monitor my medication and doses. It took a few tries to get right, but we got there.

I love that I know who I am now. That I'm no longer easily swayed by the company I keep, or the people in my life. That I've become unapologetically myself: a Muslim woman, intersectional feminist, clinician, spoken-word poet, artist, painter, model and human rights activist, all rolled into one.

I work with Beyond Blue, speaking about my personal experiences to a wide range of people in and around Perth, from school students to working professionals. There are so many valuable things people don't tell you about mental health issues, and once you learn them, passing that information on is vital.

I'm someone who can't bear to see other people going through what I experienced, so I'll keep doing this as long as I can. Whatever I can do to help other people break down *their* soundproof barriers and be heard.”

Growing the most mentally healthy generation



Be You

Anxiety and depression are among the top three mental health issues facing young people today. Children spend around 30 hours at school or in early learning services each week, so it's important the educators who teach and care for them know what to look out for and what to do.

Launched on 1 November 2018, Be You provides educators with free accredited training, information, resources and strategies to help children and young people achieve their best possible mental health.

Be You is available to all 24,000 early learning services and primary and secondary schools in Australia. The program is funded by the Australian Government and is led by Beyond Blue and delivered with Early Childhood Australia and headspace.

Be You strives to make it easier for educators to nurture the mental health and wellbeing of children and young people. The program provides resources that helps educators recognise and respond confidently to emerging mental health issues.

beyou.edu.au



62,816
individuals registered to Be You



Over
355,000
views of the Be You website



2,471
participating Be You early learning services



4,577
participating Be You schools

Policy reform and advocacy

We're ambitious about challenging the status quo, which is why we initiated the Policy Reform Advocacy Project. Since late 2018, we've reached out to community members with experience of anxiety, depression and suicide and industry experts to identify the major policy priorities for the next three years.

Beyond Blue has a solid track record of success in calling for and influencing policy and service changes. Beyond Blue is working on a new wave of policy reform ideas which will be released over the coming year.

Reconciliation Action Plan (RAP)

Our RAP supports us to collaborate and share knowledge, skills and expertise to build strong relationships with Aboriginal and Torres Strait Islander peoples and communities, and assists us to create a culturally safe organisation.

In addition to other activities, this year we:

- developed the Beyond Blue Aboriginal and Torres Strait Islander Strategy 2019-2024
- became a member of Supply Nation to support and increase supplier diversity
- conducted a cultural competency and safety training session with the Beyond Blue Board, and delivered ongoing training sessions with Beyond Blue staff.

beyondblue.org.au/RAP

Improving mental health in the workplace

Heads Up

Many people spend a large amount of their time at work and their work environment, culture, and how they go about doing their work can have a substantial impact on their mental health. Our Heads Up program provides individuals and businesses with tools and resources, like action plans, webinars and online training, to help create and promote mentally healthy working environments.

This year our team presented at 162 events to 12,126 workers across the country. By sharing our resources, we're giving organisations the tools to make their workplaces more mentally healthy.

headsup.org.au

469,449
visits to the
Heads Up website

1.9+ million
website visits since
launching in May 2014

15,100
actions plans created
online since May 2014

21,000
registrants since
May 2014



Looking after our small businesses

97 per cent of businesses are small businesses. That's 4.7 million people in Australia working in this space. Working in a small business comes with a lot of stresses and challenges, many of which stem from the responsibility of running your own business and not always having a team to share the load.

In collaboration with the small business sector, Beyond Blue has developed tailored resources for small business owners and those who support them, offering practical advice and tips to help them look after their mental health and wellbeing.

You can access these resources by visiting headsup.org.au/small-business-resources

Answering the call

Mental health in the workplace affects everybody, but some professions are particularly vulnerable. We're proud to lead *Answering the call* - the first national survey of Australian police and emergency service workers' mental health and wellbeing.

With 21,014 responses, *Answering the call* provides baseline data and great insight into a sector whose mental health is deeply impacted by the challenging nature of the work that they do and the pressures of the environments in which they operate.

Beyond Blue is supporting police and emergency services agencies with practical actions to address the survey results and promote the mental health and wellbeing of their workforce.

Our hope is the findings will influence policy and practice within the police and emergency services sector.

beyondblue.org.au/answeringthecall



Community engagement

Melbourne International Flower and Garden Show

Beyond Blue is proud to be the official charity partner of the Melbourne International Flower and Garden Show for 2019-2021. During this year's show, we encouraged more than 100,000 children and their families to be both physically and mentally healthy. Beyond Blue was also delighted to partner with MUSA Landscape Architecture, whose garden explored their mental health journey and won the Show Garden Gold!



Australian Open

Beyond Blue's partnership with Tennis Australia came alive at the 2019 Australian Open, aiming to promote the importance of good mental health and wellbeing on and beyond the tennis court.

Opening with a dedicated Beyond Blue AO Live Stage concert on the eve of the event, we had an interactive activation space where people came to relax, write on our #aceyourmentalhealth wall and chat with our volunteers about mental health and wellbeing.



Volunteer spotlight

Beyond Blue is fortunate to have over 4,000 volunteers across the country who are passionate about supporting the community and helping people in Australia achieve their best possible mental health.

Volunteers attend events such as conferences, expos and sporting events, sharing Beyond Blue resources, collecting donations and engaging with the community.

beyondblue.org.au/volunteer

“I wanted to volunteer for Beyond Blue as I believe strongly in the cause and have great respect for the work Beyond Blue does... It’s been incredibly gratifying to be a part of the organisation and to see how many awesome and interesting people from all walks of life share the passion for such a worthy cause. Plus, the events themselves have been great fun to be a part of.”

– Ben, Beyond Blue volunteer

Beyond Blue Cups

It was another big year for our Beyond Blue Cups across Australia’s three major football codes. Our partners at Hawthorn Football Club (AFL), Wests Tigers (NRL) and Sydney FC (A-league) helped share our key messaging around wellbeing ‘One Percenters’ in the lead up to the games, which were attended by more than 60,000 people. ‘One Percenters’ is about celebrating the small wins such as the spoils, tackles and chases which are just as important to win the game.



Invictus Games

Beyond Blue was a proud communications partner of the Invictus Games Sydney 2018, which were held from 20 to 27 October 2018. We encouraged meaningful conversations around mental health and wellbeing, highlighting the unique stories of hope, recovery and resilience from our 2018 Invictus Games competitors.

Fundraising and philanthropy

Beyond Blue simply couldn't achieve our vision without the generous support of the public. Through a combination of donations, fundraising, corporate partnerships and philanthropy, an incredible \$12,656,971 has been raised in 2018-19.

It goes without saying, but thank you.

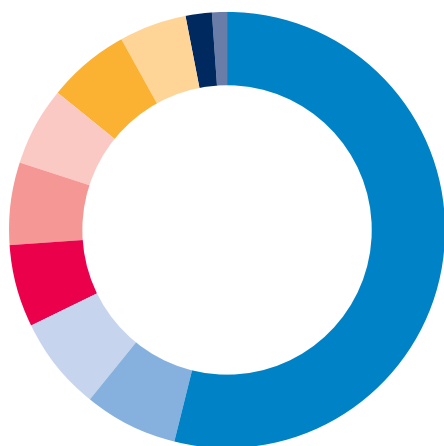
Thank you to those who ran community events and fundraisers, made donations in memory of their loved ones or joined #teambeyondblue.

Thank you to generous donors, trusts and foundations, our corporate partners and those who left a gift in their will.

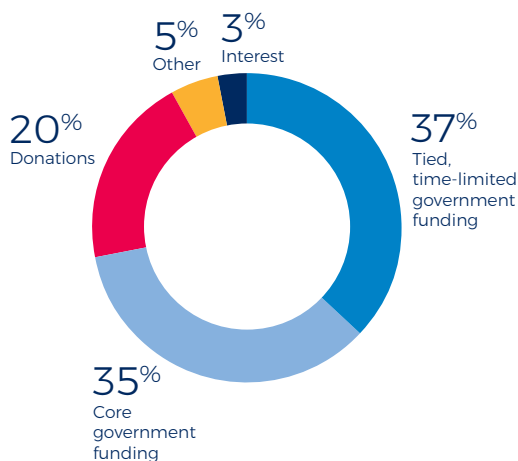
Thank you for boosting our philanthropic income by 12 per cent and for fully funding the Beyond Blue Support Service.

Philanthropic income 2018-19

- 54% Community fundraising/events
- 7% Partnerships
- 7% General
- 6% In Memoriam
- 6% Business supporters
- 6% Workplace giving
- 6% Appeals/regular giving
- 5% Major gifts
- 2% Trusts and Foundations
- 1% Bequests



Overall revenue



2,680 fundraising activities registered (raising **\$4.4M** from community activities and **\$730k** from business supporters)



1,300 trekkers participated in Coastrek raising **\$982k**



2,761 people participated in 56 fitness challenge events through #teambeyondblue, raising **\$1.2M**



5,976 people donated through appeals and regular gifts, raising **\$740k**



7,227 people donated in memory of a loved one, contributing **\$749k**

\$12.6M total philanthropic income

Thank you!





Major gifts making an impact

Thanks to many significant donors like the Wheatley family we can provide funding for vital projects.

The Wheatley family's concern for the mental wellbeing of young people led them to fund the evaluation of the youth NewAccess program run in the Murrumbidgee region. This evaluation has helped the program be rolled out at other centres, making NewAccess available to more young people across Australia. Thank you to the members of the Wheatley family for making this possible.

Community fundraising

From sausage sizzles to gala dinners, challenge runs and rides across Australia, community fundraising support for Beyond Blue is incredible. Every event held and every challenge undertaken helps raise awareness of anxiety, depression and suicide, inspiring others to raise further funds to help people achieve their best possible mental health.

fundraise.beyondblue.org.au



MVD Memorial Ride

Following the loss of their supervisor to suicide, six Newcrest Telfer employees launched the MVD Memorial Ride. They embarked on an 11-day, 2,246 kilometre bike ride from their Subiaco office to Telfer Gold Mine in Western Australia's Great Sandy Desert. In doing so they raised \$87,541 in support of Beyond Blue.



Lake Wendouree walk

Tess, from Ballarat in Victoria, who lives with cerebral palsy and relies on a walking frame, decided to take on a six-kilometre challenge around Lake Wendouree to increase awareness around disability and mental health - fundraising more than \$7,000 for Beyond Blue.



Beyond Bitumen

After losing their daughter Beth to suicide in 2005, Peter and Trish Fehon created the charity road event, Beyond Bitumen. Running from 29 March to 1 April 2019, 100 cars travelled more than 1,500 kilometres across New South Wales, from Yass to Cowra, raising \$470,988.

This took the event total over the past five years to an incredible \$1.45 million.





Appealing to the community

Direct mail appeals are one way we connect with the community to ask for donations to the Beyond Blue Support Service. For the 2018 Christmas Appeal we shared Paul's story to raise awareness of how receiving support can change someone's life.

Paul, a father of two, found his policing career took a turn for the worse when he experienced a traumatic event which triggered hopelessness, anxiety and multiple attempts to end his own life. Now a Beyond Blue speaker, Paul volunteers his time spreading the word about his recovery journey and encouraging others to speak up and reach out for support.

The appeal pack also educated readers on how to have those tough conversations and generated 1,654 donations totaling \$123,286 for the Beyond Blue Support Service. Thank you to everyone who contributed to this and every other appeal. Your donations are helping people like Paul access support as and when they need it.

A legacy for the future

We express our respect and gratitude in recognition of those who have left a gift in their Will to Beyond Blue. Their legacy has given others access to the Beyond Blue Support Service when they have needed it. Thank you.

giftsinwill@beyondblue.org.au

“Including a gift in my Will to Beyond Blue means a lot to me as Beyond Blue helped me when I rang them. If my gift can help even one person – I know I have made a difference. I am so happy to be making an impact even after I’m gone.”

– Christine, Gift in Will supporter



Every donation counts

Workplace giving

Workplace Giving is a simple and effective way for employees and employers to support Beyond Blue. Employees that participate in their organisation's workplace giving program donate a select amount from each pay to Beyond Blue, which many organisations often match in order to make an even greater contribution.

Beyond Blue works with a number of organisations on their workplace giving programs, and would like to acknowledge Sussan Group, Challenger Limited, Epworth Healthcare, Event Hospitality & Entertainment Limited and ANZ, as well as all of our other workplace giving organisations, for their ongoing support.

beyondblue.org.au/workplace-giving

Coastrek

Beyond Blue was proud to partner with Wild Women On Top for their inaugural Adelaide Coastrek event celebrating how good exercise and spending time with friends in nature is for your mental health. On 21 September 2018, over 1,300 participants trekked 30 or 60 kilometres along the stunning Fleurieu Peninsula coastline, raising more than \$963,046 for the Beyond Blue Support Service.

“I’m doing this for those close to me who live with depression and anxiety. I love and respect these dear ones even more, as I know when I walk all those kilometres on that day, my physical aches won’t be nearly as weighty as the heaviness they live with on their darker days.”
– Coastrek fundraiser



SCA's Triple M team taking part in the NRL BB Cup



Our partners

We thank our incredible partners for their commitment to protecting the mental health of everyone in Australia, and for improving the lives of people affected by anxiety, depression and suicide.

Housing Industry Association Charitable Foundation donated \$150,000

to the Beyond Blue Support Service and continued to build mental health awareness in the residential construction industry through their member channels.

Steel Blue raised over \$50,000

for Beyond Blue through their Blue Boots initiative bringing their total contribution to over \$100,000 and sparking mental health conversations on trade sites across Australia. For every pair of men's and limited-edition ladies Blue Boots, \$10 is donated to the Beyond Blue Support Service.

Future Generation Global Investment Company contributed

\$320,195 to support the mental health and wellbeing of an estimated one million children and young people.

Zoetis raised \$100,000

for mental health support in rural Australia, bringing their grand total to \$300,000 since 2016.



Medibank Health Solutions contributed \$100,000 to support suicide prevention initiatives.

Qantas provided Beyond Blue with in-kind flights, and also shared Beyond Blue's anxiety campaign in support of mental health month.

Beyond Blue would also like to thank supporting partners **Ahrens and Yamaha,** and our fantastic community partners for their ongoing support.

beyondblue.org.au/partnerships

Beyond Blue and Southern Cross Austereo working together

We commenced our two-year partnership with Southern Cross Austereo (SCA) in January. Within six months, SCA provided in-kind advertising support valued at over \$8 million. Through the support of SCA, our Anxiety campaign 'Find out if it's anxiety talking' has reached millions of people across Australia. In particular, SCA has helped us reach regional locations across the country. As a result, more people than ever are completing the anxiety checklist on the Beyond Blue website and seeking support.

We've been blown away by SCA's enthusiasm and their dedication to achieving better mental health outcomes in Australia by sharing our messages across their vast networks.

"Beyond Blue has engaged with SCA with enthusiasm, passion and commitment to ensure a successful partnership for both organisations."
– Southern Cross Austereo

Major partners



Supporting partners



Community partners



Major donors

Toyota Material Handling Australia Pty Limited
Abercromby's Real Estate
Bill and Eileen Doyle
Courlay Charitable Trust
The Attaway Foundation
The Franz Loibner Foundation
The G P Harris Foundation Trust
- In memory of Emmanuel G Harris
The JLDJS Foundation
The Johnson Family Charitable Trust
The Sun Foundation
Zen Imports Pty Ltd

**We extend our thanks
to the thousands of
individual donors,
fundraisers and
businesses who support
Beyond Blue each year.
Thank you.**

**No matter who you are,
or where you've come from,
we'll be there for you.**





Annual financial statements 18/19

Contents

Our funding	30
Our Financial performance	31
Directors' report	32
Consolidated statement of profit or loss and other comprehensive income	38
Consolidated statement of financial position	39
Consolidated statement of changes in equity	40
Consolidated statement of cash flows	41
Notes to the consolidated financial statements	42
Directors' declaration	65
Auditor's independence declaration	66
Independent auditor's report	67

Our funding

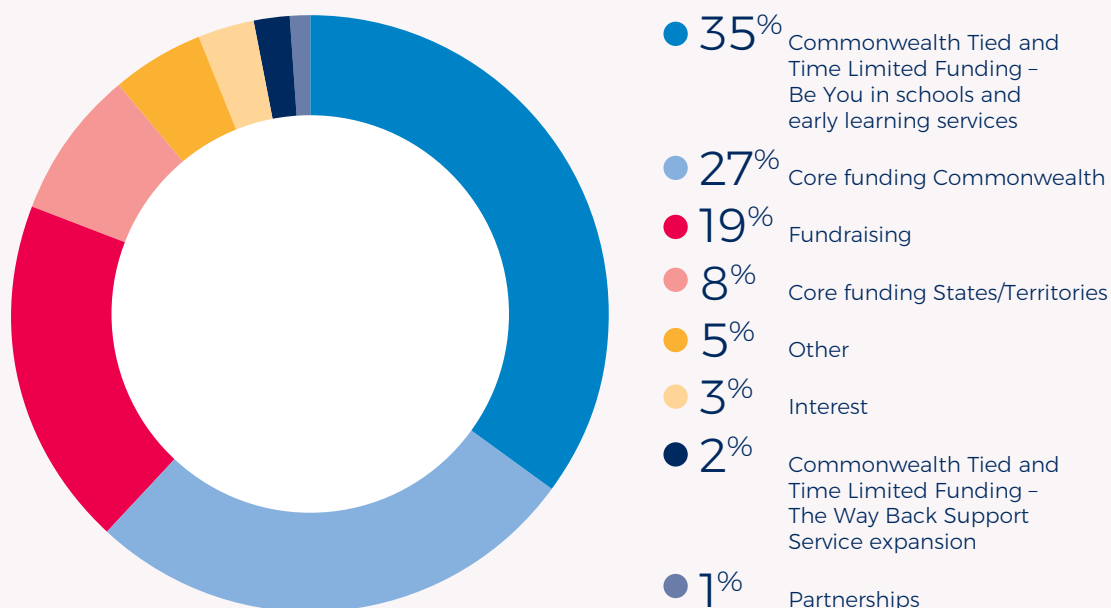
Beyond Blue receives core funding support from the Commonwealth Government and every State and Territory government in Australia. We also receive financial support, donations and in-kind support from numerous individuals, philanthropy and corporates. The Beyond Blue Support Service is entirely funded by donations.

While the majority of Beyond Blue's overall funding is from governments, most of this is tied to time limited projects where we are involved in the national scaling of new services and programs. Of Beyond Blue's total annual revenue in 2018/19:

- 35 per cent was core funding from the Commonwealth, State and Territory Governments
- 37 per cent was linked to specific, time-limited projects (Be You: The National Education Initiative and The Way Back Support Service for people after a suicide attempt)
- 28 per cent comes from fundraising and other sources.

In 2018/19 over \$12.6 million was contributed from philanthropy, partners, donors and fundraisers, which is \$1.4 million more than the previous financial year. For every dollar Beyond Blue invested in fundraising efforts this year, we achieved a return of \$4.49, and we are committed to maximising the impact of every donation.

A breakdown of consolidated revenue for 2018/19



N.B. The above numbers do not include the value of any pro-bono contributions to Beyond Blue

A 2019 Independent Evaluation found Beyond Blue is performing strongly, meeting its objectives and the work we do is appropriate, effective and contributes value. It also found evidence supporting the effectiveness and appropriateness of Beyond Blue's services, programs, campaigns and resources, and that Beyond Blue fills a gap.

Our Financial performance

Beyond Blue is financially healthy and has worked hard to achieve high levels of trust and credibility.

Beyond Blue's turnover has grown rapidly in recent years. Much of this growth is attributable to being awarded market-contested Commonwealth Government contracts to deliver national programs like Be You (~\$98 million/4 years) and The Way Back Support Service (\$37 million/4 years). This has seen a commensurate increase in staffing levels.

As an organisation accountable for several national programs and services, prudent financial management and financial sustainability are paramount.

Too many people rely on Beyond Blue for us to operate 'hand to mouth'. We have worked extremely hard over many years to ensure we are financially sustainable, and so that we can invest responsibly on behalf of our community and supplement government funding with other sources of revenue.

We have had a very deliberate and consistent strategy for the last decade or so: to plan each year an ambitious program of work and draw down responsibly on our reserve to develop innovative new services such as NewAccess and The Way Back Support Service that fill gaps and meet the community's needs.

This is balanced by the need to keep enough funding available to cover our current and future liabilities (including planned future deficits) and service commitments and so we can continue to independently invest in future innovations.

In 2018/19 we reported a net operating loss of \$56,331 and held cash reserves of \$71,991,784.

Nearly 24 per cent of these cash reserves are committed to multi-year contracted services and programs including Be You and The Way Back Support Service. We also have a longstanding policy to keep a years' operating budget protected in reserve in the event our funding changes dramatically. With the Support Service experiencing record growth (14 per cent increase in 2018/19), our reserve is increasingly important: we want to be able to continue to answer every call, web chat and email from people and families who need our support.

Directors' report for the year ended 30 June 2019

The Directors present their report together with the consolidated financial statements of the Group comprising of Beyond Blue Limited ("the Company" or "Beyond Blue") and its controlled entity Beyond Blue Depression Research Ancillary Fund Trust for the financial year ended 30 June 2019 and the auditor's report thereon.

Directors

The Directors of the Company at any time during or since the end of the financial year are:

The Hon Julia Gillard AC, Board Chair	Chair of the Global Partnership for Education. Inaugural Chair of the Global Institute for Women's Leadership at King's College London. Distinguished Fellow with the Centre for Universal Education at the Brookings Institution in Washington. Honorary Professor at the University of Adelaide. Twenty seventh Prime Minister of Australia from 24 June 2010 to 27 June 2013, the first woman to ever serve as Australia's Prime Minister. Beyond Blue Director since 16 December 2014, due for reappointment in September 2019. Board Chair since 1 July 2017.
Tim Marney, Deputy Board Chair and Chair of the Audit, Finance and Risk Committee BEC (Hons), FCPA, MAICD	Former Mental Health Commissioner of Western Australia (ceased June 2019). Former Under Treasurer of WA. Beyond Blue Director since 19 August 2008, due for compulsory retirement in September 2019.
Georgina Harman, Chief Executive Officer	Current CEO of Beyond Blue. Victorian Pride Centre (Director), Mental Health Australia (Director). Former Deputy CEO of the National Mental Health Commission. Beyond Blue Director since 17 June 2014.
Professor Steven Larkin PhD, B.Soc.Wk, M.Soc.Sc	A Kungarakany man who has extensive leadership experience in Indigenous organisations, CEO at Batchelor Institute of Indigenous Tertiary Education, Northern Territory. Has a Doctor of Philosophy degree (PhD), and Conjoint Professor University of Newcastle. Beyond Blue Director since 17 February 2009, due for compulsory retirement in September 2019.
Professor Michael Baigent MBBS, FRANZCP, FACHAM (RACP)	Clinical academic psychiatrist and addiction specialist, Clinical Advisor to Beyond Blue from 2006 to 2011. Beyond Blue Director since 21 June 2011, due for compulsory retirement in October 2020.

Directors' report for the year ended 30 June 2019 (continued)

Professor Michael Kidd AM General Practitioner and Director, World Health Organisation Collaborating Centre on Family Medicine and Primary Care, Professorial Fellow, Murdoch Children's Research Institute, Professor of Global Primary Care, Southgate Institute for Health, Equity and Society, Flinders University, and Professor and Chair of Family and Community Medicine, University of Toronto. Former Executive Dean of the Faculty of Medicine, Nursing and Health Sciences at Flinders University (2009-2016), President of the Royal Australian College of General Practitioners (2002-2006) and President of the World Organization of Family Doctors (2013-2016). Beyond Blue Director since 12 December 2011, due for reappointment in September 2019.

Paul Howes National Managing Partner of KPMG Enterprise. Previously KPMG Partner in Charge of Customer, Brand & Marketing Advisory and National Sector Leader of Asset & Wealth Management. Former National Secretary of the Australian Workers' Union. Former Deputy Chair of Australian Super. Beyond Blue Director since 25 February 2014, due for reappointment in October 2020.

Fiona Coote AM Second heart transplant recipient in Australia. Awarded the Order of Australia for her services to the community for raising public awareness of heart disease and raising funds for seriously ill and terminally ill children. Beyond Blue Director for the period 17 April 2012 to 11 September 2018.

Johanna Griggs Television presenter on the Seven Network.
Commonwealth Games and World Championship winning medallist. Beyond Blue Director since 17 June 2014, due for reappointment in October 2020.

Dr Mukesh Haikerwal AC General Medical Practitioner in Melbourne's West. Former National and State President of the Australian Medical Association. Honorary Life Member of the Royal Australian College of General Practitioners. Council Chair of the World Medical Association from 2011 to 2015. Chair of the Advisory Committee for Beyond Blue's Doctors' Mental Health Program 2009 to 2016. Cancer Council Victoria (Director), Brain Injury Australia (Director). Beyond Blue Director since 21 April 2015, due for reappointment in September 2019.

Dr Jessica Dean A Doctor specialising in Intensive Care Medicine. Completed a MBBS (Hon) LLB Bachelor of Medicine and Bachelor of Laws from Monash University. BMedSci (Hons) MAICD
State Finalist for Young Australian of the Year.
Former President of the Australian Medical Students' Association and former Federal Councillor of the Australian Medical Association.
Beyond Blue Director since 18 August 2015, due for reappointment in September 2019.

Directors' report for the year ended 30 June 2019 (continued)

Kate Carnell AO
FAICD FAIM,
Deputy Board Chair

Inaugural Australian Small Business and Family Enterprise Ombudsman (ASBFEO). Former CEO of Australian Chamber of Commerce & Industry, Beyond Blue, the Australian Food and Grocery Council and Australian General Practice Network. ACT Chief Minister from 1995 to 2000. Inaugural Chair of the ACT Branch of the Pharmacy Guild of Australia and the first female to become the National Vice-President of the Pharmacy Guild of Australia. Beyond Blue Director from 19 August 2008 to 16 May 2014. Re-joined the Board on 13 December 2016, due for reappointment in October 2020.

The Hon. Robert Knowles AO Farmer and Company Director. National Mental Health Commissioner 2012 to 2017. Chairman of the Royal Children's Hospital Melbourne, former Chair of Mental Health Australia and Commissioner on the National Health and Hospital Reform Commission. Former Victorian Minister of Health, Housing and Aged Care (1996-1999) and Member for Ballarat (1976-1999). Beyond Blue Director from 1 February 2017, due for reappointment in October 2020.

Company Secretary

The Company Secretary during and since the end of the financial year is:

Mark Burke

Bachelor of Business (Accounting), CPA,
Grad. Dip of Applied Corporate Governance and GAICD.

The alternate Company Secretary during and since the end of the financial year is:

Malcolm Haynes

Bachelor of Economics; FCPA.

Directors' report for the year ended 30 June 2019 (continued)

Directors' meetings

The number of Directors' meetings (including meetings of committees of Directors) and number of meetings attended by each of the Directors of the Company during the financial year are:

Director	Board Meetings		Audit, Finance & Risk Committee Meetings		Nomination and Remuneration Committee Meetings	
	A	B	A	B	A	B
The Hon Julia Gillard AC	4	4				
Tim Marney	4	4	4	4	2	2
Kate Carnell AO	4	4	4	4		
Georgina Harman	4	4	4	4	1	2
Professor Steven Larkin	3	4				
Professor Michael Baigent	4	4				
Professor Michael Kidd AM	4	4				
Fiona Coote AM	1	1				
Paul Howes	3	4			2	2
Johanna Griggs	4	4				
Dr Mukesh Haikerwal AC	4	4				
Dr Jessica Dean	3	4	2	4	2	2
The Hon Robert Knowles AO	3	4				

A - Number of meetings attended

B - Number of meetings held during the time the director held office during the year

Directors' report for the year ended 30 June 2019 (continued)

Members' guarantee

The Company is limited by guarantee. The liability of the members is limited to a maximum of \$50 each. The Company has nine members (2018: nine members).

Principal activities

During the financial year ended 30 June 2019, the principal activities of the Group were to:

- Reduce the prevalence and impact of depression and anxiety conditions, and suicide in the Australian community by supporting people to protect and manage their mental health and to recover when they are unwell.
- Reduce people's experiences of stigma and discrimination relating to depression, anxiety conditions and suicide.
- Improve people's opportunities to get effective support and services at the right time for depression and anxiety conditions and to prevent suicide.
- Use best practices to deliver integrated, evidence-based and cost-efficient initiatives through our people and resources.

There were no significant changes in the nature of the activities of the Group during the year.

Review and result of operations

The Group's deficit from ordinary activities for financial year 2019 amounted to \$56,331 (2018 Surplus: \$3,692,387). The Company's surplus from ordinary activities for the financial year 2019 amounted to \$727,800 (2018 Surplus \$4,251,008).

The Group has been granted exemption from income tax under Section 50-5 of the Income Tax Assessment Act (1997).

Commonwealth funding is contracted until 30 June 2019, State and Territory Government funding is contracted for periods up to 30 June 2021.

Change in state of affairs

There are no significant changes impacting the operations of the organisation.

Dividends

The Company is limited by guarantee and is prohibited by its Constitution from paying a dividend to its members.

Events subsequent to reporting date

In the interval between the end of the financial year and the date of this report, the company on 4 July 2019 executed a funding agreement with the Commonwealth of Australia for two years ending 30 June 2021 for core funding of \$33,858,122 GST exclusive. There are no other items, transaction or events of a material and unusual nature likely, in the opinion of the Directors of the Company, has arisen to affect significantly the operations of the Group, the results of those operations, or the state of affairs of the Group, in future financial years.

Directors' report for the year ended 30 June 2019 (continued)

Likely developments

It is not foreseen that the Group will undertake any change in its general direction during the coming financial year. The Group will continue to pursue its objective of increasing the capacity of the Australian community to respond effectively to depression and anxiety and to prevent suicide through its principal activities.

Indemnification and insurance of officers and auditors

Indemnification

The company has not indemnified or made a relevant agreement for indemnifying against a liability any person who is or has been an officer or auditor of the Company.

Insurance premiums

During the financial year the Company has paid premiums in respect of directors' and officers' liability and legal expenses insurance contracts for the year ended 30 June 2019. Such insurance contracts insure against certain liability (subject to specific exclusions) persons who are or have been directors or executive officers of the Company. The directors have not included details of the nature of the liabilities covered or the amount of the premium paid in respect of the directors' and officers' liability and legal expenses' insurance contracts, as such disclosure is prohibited under the terms of the contract.

Non-audit services

Non-audit services were provided by the auditors of the Group to the value of \$238,995 as per Note 8.

Auditor's independence declaration

The auditor's independence declaration is set out on page 38.

This report is made with a resolution of the directors:



The Hon Julia Gillard AC
Director



Mr Tim Marney
Director

Dated at Melbourne this 17th day of September 2019

Consolidated statement of profit or loss and other comprehensive income for the year ended 30 June 2019

	Note	Consolidated		Company	
		2019 \$	2018 \$	2019 \$	2018 \$
Revenue	6	60,067,104	65,222,347	60,067,104	65,222,347
Project expenses		(40,321,689)	(46,794,013)	(39,385,375)	(46,074,092)
Travel and accommodation expenses		(602,608)	(453,523)	(602,608)	(453,523)
Personnel expenses	7	(17,676,161)	(13,461,487)	(17,676,161)	(13,461,487)
Occupancy expenses		(918,739)	(806,084)	(918,739)	(806,084)
Depreciation & amortisation expense		(403,619)	(256,024)	(403,619)	(256,024)
Website expenses		(746,372)	(336,662)	(746,372)	(336,662)
Other expenses		(1,105,636)	(992,338)	(1,105,636)	(992,338)
Surplus/(Deficit) from operating activities		(1,707,720)	2,122,216	(771,406)	2,842,137
Finance income	9	1,651,389	1,570,171	1,499,206	1,408,871
Net finance income		1,651,389	1,570,171	1,499,206	1,408,871
Surplus/(Deficit) before tax		(56,331)	3,692,387	727,800	4,251,008
Income tax expense	3(k)	-	-	-	-
Surplus/(Deficit) after tax		(56,331)	3,692,387	727,800	4,251,008
Other comprehensive income					
Other comprehensive income for the year, net of income tax		-	-	-	-
Total comprehensive Surplus/(Deficit) for the year		(56,331)	3,692,387	727,800	4,251,008

This statement should be read in conjunction with the accompanying notes.

Consolidated statement of financial position as at 30 June 2019

	Note	Consolidated		Company	
		2019 \$	2018 \$	2019 \$	2018 \$
Current assets*					
Cash and cash equivalents	10	24,047,383	17,967,168	23,686,701	17,787,114
Trade and other receivables	11	3,467,411	1,486,727	3,467,411	1,486,727
Investments	12	47,944,401	47,767,575	43,047,441	41,905,856
Total current assets		75,459,195	67,221,470	70,201,553	61,179,697
Non-current assets					
Plant and equipment	13	424,010	700,499	424,010	700,499
Intangibles	14	85,627	-	85,627	-
Total non-current assets		509,637	700,499	509,637	700,499
Total assets		75,968,832	67,921,969	70,711,190	61,880,196
Current liabilities					
Trade and other payables	15	4,111,795	3,398,130	4,111,795	3,398,130
Deferred income	16	15,733,011	8,548,631	15,733,011	8,548,631
Employee benefits	18	862,419	718,909	862,419	718,909
Total current liabilities		20,707,225	12,665,670	20,707,225	12,665,670
Non-current liabilities					
Employee benefits	18	137,963	76,324	137,963	76,324
Total non-current liabilities		137,963	76,324	137,963	76,324
Total liabilities		20,845,188	12,741,994	20,845,188	12,741,994
Net assets		55,123,644	55,179,975	49,866,002	49,138,202
Equity					
Retained surplus		55,123,644	55,179,975	49,866,002	49,138,202
Total equity		55,123,644	55,179,975	49,866,002	49,138,202

*** Current assets of the Consolidated entity**

Current assets comprise of Cash and cash equivalents, Trade and other receivables and Investments. As at June 30, 2019 are \$75,459,195 (2018 \$67,221,470).

Included in the current assets are funds held for significant national projects funded by the Commonwealth Government \$15,653,128 and other tied funding agreements \$79,883 totalling \$15,733,011. Funds have been received in advance of project delivery and are expected to be consumed over the life of the projects. These amounts are reported as deferred income.

This statement should be read in conjunction with the accompanying notes.

Consolidated statement of changes in equity for the year ended 30 June 2019

	Consolidated		Company	
	Retained Surplus \$	Total Equity \$	Retained Surplus \$	Total Equity \$
Balance at 1 July 2017	51,487,588	51,487,588	44,887,194	44,887,194
Surplus for the year	3,692,387	3,692,387	4,251,008	4,251,008
Other comprehensive income	-	-	-	-
Total comprehensive loss for the year	3,692,387	3,692,387	4,251,008	4,251,008
Transactions with owners, recorded directly in equity	-	-	-	-
Balance at 30 June 2018	55,179,975	55,179,975	49,138,202	49,138,202
Balance at 1 July 2018	55,179,975	55,179,975	49,138,202	49,138,202
(Deficit)/Surplus for the year	(56,331)	(56,331)	727,800	727,800
Other comprehensive income	-	-	-	-
Total comprehensive (Deficit)/Surplus for the year	(56,331)	(56,331)	727,800	727,800
Transactions with owners, recorded directly in equity	-	-	-	-
Balance at 30 June 2019	55,123,644	55,123,644	49,866,002	49,866,002

This statement should be read in conjunction with the accompanying notes.

Consolidated statement of cash flows for the year ended 30 June 2019

	Note	Consolidated		Company	
		2019 \$	2018 \$	2019 \$	2018 \$
Cash flows from operating activities					
Cash receipts from operations		69,545,957	62,607,262	69,545,955	62,607,262
Cash paid to program suppliers, other suppliers and employees		(64,727,037)	(71,001,622)	(63,790,721)	(70,281,700)
Interest received		1,651,389	1,570,171	1,499,206	1,408,871
Net cash (used in)/generated from operating activities	20	6,470,309	(6,824,189)	7,254,440	(6,265,567)
Cash flows from investing activities					
Acquisition of investments		(2,287,554)	(1,565,439)	(1,141,584)	(1,406,588)
Proceeds from investments		2,110,729	859,965	-	-
Acquisition of plant and equipment	13	(213,269)	(607,931)	(213,269)	(607,931)
Net cash used in investing activities		(390,094)	(1,313,405)	(1,354,853)	(2,014,519)
Net (decreased)/increase in cash and cash equivalents		6,080,215	(8,137,594)	5,899,587	(8,280,086)
Cash and cash equivalents at 1 July		17,967,168	26,104,762	17,787,114	26,067,200
Cash and cash equivalents at 30 June	10	24,047,383	17,967,168	23,686,701	17,787,114

This statement should be read in conjunction with the accompanying notes.

Notes to the consolidated financial statements for the year ended 30 June 2019

1. Reporting entity

Beyond Blue Limited (the "Company") is a company limited by guarantee, domiciled in Australia. The address of the Company's registered office is 290 Burwood Road, Hawthorn, VIC, 3122. The consolidated financial statements of the Company as at and for the year ended 30 June 2019 comprise the Company and its controlled entity (together referred to as the "Group".) The Company is a not-for-profit entity primarily involved in the business of creating change to protect everyone's mental health and improving the lives of individuals, families and communities in Australia, affected by anxiety, depression and suicide.

2. Basis of preparation

(a) Statement of compliance

The financial report is a general-purpose financial report which has been prepared in accordance with Australian Accounting Standards (AASBs) (including Australian Accounting Interpretations) adopted by the Australian Accounting Standards Board (AASB) and the Australian Charities and Not-for-Profits Commission Act 2012. The financial statements were approved by the Board of Directors on 17 September 2019.

(b) Basis of measurement

The financial statements have been prepared on the historical cost basis. Historical cost is generally based on the fair values of the consideration given in exchange for assets.

(c) Functional and presentation currency

These financial statements are presented in Australian dollars, which is the Group's functional currency.

(d) Use of estimates and judgements

The preparation of financial statements in conformity with AASBs requires management to make judgements, estimates and assumptions that affect the application of accounting policies and the reported amounts of assets, liabilities, income and expenses. Actual results may differ from these estimates.

Estimates and underlying assumptions are reviewed on an ongoing basis. Revisions to accounting estimates are recognised in the period in which the estimate is revised and in any future periods affected.

The major areas of judgement refer to plant and equipment, and intangible assets estimates with respect to:

- residual values;
- the estimated costs of dismantling, removing or restoring items of plant and equipment
- useful lives; and
- depreciation methods.

Notes to the consolidated financial statements for the year ended 30 June 2019

3. Significant accounting policies

The accounting policies set out below have been applied consistently to all periods presented in these financial statements and have been applied consistently by group entities.

(a) Basis of consolidation

(i) *Controlled Entities*

The financial statements of subsidiaries are included in the consolidated financial statements from the date that control commences until the date that control ceases.

(ii) *Control*

The group controls an entity when the group is exposed to, or has rights to, variable returns from its involvement with the entity and has the ability to affect those returns through its power to direct the activities of the entity.

(iii) *Transactions eliminated on consolidation*

Intra-group balances and transactions, and any unrealised income and expenses arising from intra-group transactions, are eliminated in preparing the consolidated financial statements.

(b) Financial instruments

Financial assets and financial liabilities are recognised when the Company becomes a party to the contractual provisions of the instrument.

Financial assets and financial liabilities are initially measured at fair value. Transaction costs that are directly attributable to the acquisition or issue of financial assets and financial liabilities (other than financial assets and financial liabilities at fair value through profit or loss) are added to or deducted from the fair value of the financial assets or financial liabilities, as appropriate, on initial recognition. Transaction costs directly attributable to the acquisition of financial assets or financial liabilities at fair value through profit or loss are recognised immediately in profit or loss.

Financial assets

Financial assets are measured subsequently in their entirety at either amortised cost or fair value, depending on the classification of the financial assets

Classification of Financial assets

Debt instruments that meet the following conditions are measured subsequently at amortised cost:

- The financial asset is held within a business model whose objective is to hold financial assets in order to collect contractual cash flows
- The contractual terms of the financial asset give rise on specified dates to cash flows that are solely payments of principal and interest on the principal amount outstanding.

Debt instruments that meet the following conditions are measured subsequently at fair value through other comprehensive income (FVTOCI):

- The financial asset is held within a business model whose objective is achieved by both collecting contractual cash flows and selling the financial assets
- The contractual terms of the financial asset give rise on specified dates to cash flows that are solely payments of principal and interest on the principal amount outstanding.

Notes to the consolidated financial statements for the year ended 30 June 2019

3. Significant accounting policies (continued)

(b) Financial Instruments (continued)

By default, all other financial assets are measured subsequently at fair value through profit or loss (FVTPL). Despite the foregoing, the Company may make the following irrevocable election / designation at initial recognition of a financial asset:

- The Company may irrevocably elect to present subsequent changes in fair value of an equity investment in other comprehensive income if certain criteria are met; and
- The Company may irrevocably designate a debt investment that meets the amortised cost or FVTOCI criteria as measured at FVTPL if doing so eliminates or significantly reduces an accounting mismatch.

Initial measurement of financial assets

Financial assets are classified according to their business model and the characteristics of their contractual cash flows. Except for those trade receivables that do not contain a significant financing component and are measured at the transaction price in accordance with AASB 15, all financial assets are initially measured at fair value adjusted for transaction costs.

Subsequent measurement of financial assets

For the purpose of subsequent measurement, financial assets, other than those designated and effective as hedging instruments, are classified into the following four categories:

- Financial assets at amortised cost
- Debt instruments at fair value through other comprehensive income (FVTOCI)
- Equity instruments at FVTOCI
- Financial assets at FVTPL

(i) Amortised cost and effective interest method

The effective interest method is a method of calculating the amortised cost of a debt instrument and of allocating interest income over the relevant period.

(ii) Debt instruments at fair value through other comprehensive income (Debt FVTOCI)

Debt FVTOCI initially measured at fair value plus transaction costs. Subsequently, changes in the carrying amount of these as a result of foreign exchange gains and losses, impairment gains or losses, and interest income calculated using the effective interest method are recognised in profit or loss.

(iii) Equity instruments at fair value through other comprehensive income (Equity FVTOCI)

Investments in equity instruments at FVTOCI are initially measured at fair value plus transaction costs. Subsequently, they are measured at fair value with gains and losses arising from changes in fair value recognised in other comprehensive income and accumulated in the investments revaluation reserve. The cumulative gain or loss is not to be reclassified to profit or loss on disposal of the equity investments, instead, it is transferred to retained earnings.

Notes to the consolidated financial statements for the year ended 30 June 2019

3. Significant accounting policies (continued)

(b) Financial Instruments (continued)

(iv) Financial assets at fair value through profit or loss (FVTPL)

Financial assets at FVTPL are measured at fair value at the end of each reporting period, with any fair value gains or losses recognised in profit or loss to the extent they are not part of a designated hedging relationship. The net gain or loss recognised in profit or loss includes any dividend or interest earned on the financial asset and is included in the "Net gain/(loss) arising on financial assets measured at FVTPL" line.

Impairment of financial assets

The Company recognises a loss allowance for expected credit losses on investments in debt instruments that are measured at amortised cost or at FVTOCI, lease receivables, trade receivables and contract assets, as well as on financial guarantee contracts. The amount of expected credit losses is updated at each reporting date to reflect changes in credit risk since initial recognition of the respective financial instrument.

Trade and other receivables and contract assets

The Company makes use of a simplified approach in accounting for trade and other receivables as well as contract assets and records the loss allowance at the amount equal to the expected lifetime credit losses. In using this practical expedient, the Company uses its historical experience, external indicators and forward-looking information to calculate the expected credit losses using a provision matrix.

Financial liabilities and Equity

Classification as debt or equity

Debt and equity instruments are classified as either financial liabilities or as equity in accordance with the substance of the contractual arrangements and the definitions of a financial liability and an equity instrument.

Equity instruments

An equity instrument is any contract that evidences a residual interest in the assets of a Company after deducting all of its liabilities. Equity instruments issued by the Company are recognised at the proceeds received, net of direct issue costs.

Repurchase of the Company's own equity instruments is recognised and deducted directly in equity. No gain or loss is recognised in profit or loss on the purchase, sale, issue or cancellation of the Company's own equity instruments.

Financial liabilities

Financial liabilities at FVTPL

Financial liabilities at FVTPL are measured at fair value, with any gains or losses arising on changes in fair value recognised in profit or loss to the extent that they are not part of a designated hedging relationship. The net gain or loss recognised in profit or loss incorporates any interest paid on the financial liability and is included in the 'other gains and losses' line item in profit or loss.

Notes to the consolidated financial statements for the year ended 30 June 2019

3. Significant accounting policies (continued)

(b) Financial Instruments (continued)

Financial liabilities measured subsequently at amortised cost

The effective interest method is a method of calculating the amortised cost of a financial liability and of allocating interest expense over the relevant period. The effective interest rate is the rate that exactly discounts estimated future cash payments (including all fees and points paid or received that form an integral part of the effective interest rate, transaction costs and other premiums or discounts) through the expected life of the financial liability, or (where appropriate) a shorter period, to the amortised cost of a financial liability.

(c) Plant and equipment

(i) *Recognition and measurement*

Items of plant and equipment are measured at cost less accumulated depreciation and impairment losses. Cost includes expenditure that is directly attributable to the acquisition of the asset.

When parts of an item of plant and equipment have different useful lives, they are accounted for as separate items of plant and equipment.

Gains and losses on disposal of an item of plant and equipment are determined by comparing the proceeds from disposal with the carrying amount of plant and equipment and are recognised net within other income or expense in surplus or deficit.

(i) *Subsequent costs*

The cost of replacing a part of an item of plant and equipment is recognised in the carrying amount of the item if it is probable that the future economic benefits embodied within the part will flow to the Group and its cost can be measured reliably. The carrying amount of the replaced part is derecognised. The costs of the day-to-day servicing of plant and equipment are recognised in surplus or deficit.

(iii) *Depreciation*

Depreciation is calculated over the depreciable amount, which is the cost of an asset, or other amount substituted for cost, less its residual value. Significant components of individual assets are assessed and if a component has a useful life that is different from the remainder of that asset, that component is depreciated separately.

Depreciation is recognised in surplus or deficit on a straight-line basis over the estimated useful lives of each component of an item of plant and equipment. Leased assets are depreciated over the shorter of the lease term and their useful lives unless it is reasonably certain that the Group will obtain ownership by the end of the lease term.

Notes to the consolidated financial statements for the year ended 30 June 2019

3. Significant accounting policies (continued)

(c) Plant and equipment (continued)

(iii) Depreciation (continued)

The estimated useful lives in the current and comparative periods are as follows:

- Furniture and fittings	2-5 years
- Computer equipment	2-5 years
- Office equipment	2-5 years
- Leasehold improvements	1-5 years

Depreciation methods, useful lives and residual values are re-assessed at the reporting date.

(d) Intangibles

Other intangible assets that are acquired by the Group and have finite useful lives are measured at cost less accumulated amortisation and accumulated impairment losses. Intangible assets comprise computer software.

(i) Subsequent expenditure

Subsequent expenditure is capitalised only when it increases the future economic benefits embodied in the specific asset to which it relates. All other expenditure is recognised in surplus or deficit as incurred.

(ii) Amortisation

Amortisation is calculated over the cost of the asset, or another amount substituted for cost, less its residual value.

Amortisation is recognised in the surplus and deficit on a straight-line basis over the estimated useful lives of intangible assets, from the date that they are available for use. The estimated useful life for the current and comparative periods is as follows:

- Computer software	3 years
---------------------	---------

Amortisation methods, useful lives and residual values are reviewed at each financial year-end and adjusted if appropriate.

(e) Leased assets

All leases held during the year are operating leases and are not recognised in the Group's statement of financial position.

Notes to the consolidated financial statements for the year ended 30 June 2019

3. Significant accounting policies (continued)

(f) Employee benefits

(i) Long-term employee benefits

The Group's net obligation in respect of long-term employee benefits other than defined benefit plans is the amount of future benefit that employees have earned in return for their service in the current and prior periods plus related on-costs. That benefit is discounted to determine its present value, and the fair value of any related assets is deducted. The discount rate is the yield at the reporting date on government bonds that have maturity dates approximating the terms of the Group's obligations and that are denominated in the same currency in which the benefits are expected to be paid.

(ii) Short-term employee benefits

Short term employee benefit obligations are measured on an undiscounted basis and are expensed as the related service is provided. Liabilities for employee benefits for wages, salaries and annual leave represent present obligations resulting from employees' services provided to reporting date and are calculated at undiscounted amounts based on remuneration wage and salary rates that the Group expects to pay as at reporting date including related on-costs, such as workers compensation insurance.

(g) Revenue

(i) Government funding

Funding comprises the amounts received from the Commonwealth, State and Territory Governments.

In 2016/17 the Group elected to early adopt the revenue recognition requirements of AASB 15 *Revenue from Contracts with Customers* and AASB 1058: *Income for Not-for-profit Entities*. These standards have an application date of 1 January 2019 with early adoption permitted.

The standards have been applied retrospectively to each prior reporting period presented in accordance with AASB 108 *Accounting Policies, Changes in Accounting Estimates and Errors* and the transitional provisions required under AASB 15 *Revenue from Contracts with Customers*.

Revenue from government funding is recognised when the specific performance obligations within an enforceable government funding contract are satisfied. Revenue is deferred where the performance obligations have not been met. The amount of income deferral as at 30 June 2019 is \$15,654,128 (2018: \$8,513,631).

Government funding received which does not meet the criteria of AASB 15 is recognised in accordance with AASB 1058 and is revenue on receipt.

Uncommitted funds of a completed program are recognised as a financial liability as there is a requirement to repay unspent funds of a program

(ii) Donations

Donations are recognised as revenue upon receipt.

Notes to the consolidated financial statements for the year ended 30 June 2019

3. Significant accounting policies (continued)

(g) Revenue (continued)

(iii) *Pro bono*

The company receives significant support from the community and our partners. Volunteer services are not brought to account in the financial statements.

(iv) *Other investment income*

Other investment income is recognised on contracted terms.

(h) Lease payments

Payments made under operating leases are recognised in surplus or deficit on a straight-line basis over the term of the lease. Lease incentives received are recognised as an integral part of the total lease expense, over the term of the lease.

(i) Finance income and expenses

Finance income comprises interest income on funds invested. Interest income is recognised as it accrues, using the effective interest method. Finance expense comprises changes in the fair value of financial assets at fair value through profit and loss.

(j) Income tax

The Group has an exemption from income tax under Section 50-5 of the Income Tax Assessment Act (1997).

(k) Goods and services tax

Revenue, expenses and assets are recognised net of the amount of goods and services tax (GST), except where the amount of GST incurred is not recoverable from the taxation authority. In these circumstances, the GST is recognised as part of the cost of acquisition of the asset or as part of the expense.

Receivables and payables are stated with the amount of GST included. The net amount of GST recoverable from, or payable to, the Australian Tax Office (ATO) is included as a current asset or liability in the balance sheet.

Cash flows are included in the statement of cash flows on a gross basis. The GST components of cash flows arising from investing and financing activities which are recoverable from, or payable to, the ATO are classified as operating cash flows.

Notes to the consolidated financial statements for the year ended 30 June 2019

3. Significant accounting policies (continued)

(I) Adoption of new and revised Accounting Standards

(i) Amendments to Accounting Standards that are mandatorily effective for the current reporting period

The Group has adopted all the new and revised Standards and Interpretations issued by the Australian Accounting Standards Board (the AASB) that are relevant to their operations and effective for an accounting period that begins on or after 1 July 2018. None of the standards or revised standards has materially affected any of the amounts recognised in the period.

New and revised Standards and amendments thereof and Interpretations effective for the current year that are relevant include:

AASB 9 Financial Instruments and related amending Standards

In the current year, the Group has applied AASB 9 Financial Instruments (as amended) and the related consequential amendments to other Accounting Standards that are effective for an annual period that begins on or after 1 January 2018.

AASB 9 introduced new requirements for:

- The classification and measurement of financial assets and financial liabilities, and
- Impairment of financial assets

The Group has the following financial instruments:

- Trade and other receivables
- Trade and other payables
- Investments in term deposits

There was no change to the classification of any financial instruments, and they continue to be classified at amortised cost.

Classification and measurement of financial assets

The date of initial application (i.e. the date on which the Group has assessed its existing financial assets and financial liabilities in terms of the requirements of AASB 9) is 1 July 2018. Accordingly, the Group has applied the requirements of AASB 9 to instruments that continue to be recognised as at 1 July 2018 and has not applied the requirements to instruments that have already been derecognised as at 1 July 2018. Given the assets recognised, no elections were required to be made.

Impairment of financial assets

In relation to the impairment of financial assets, AASB 9 requires an expected credit loss model as opposed to an incurred credit loss model under IAS 39. The expected credit loss model requires the Group to account for expected credit losses and changes in those expected credit losses at each reporting date to reflect changes in credit risk since initial recognition of the financial assets. In other words, it is no longer necessary for a credit event to have occurred before credit losses are recognised.

Notes to the consolidated financial statements for the year ended 30 June 2019

3. Significant accounting policies (continued)

(i) Adoption of new and revised Accounting Standards (continued)

Impairment of financial assets (continued)

The Group's financial assets do not have a significant financing component. Therefore the entity has adopted the simplified approach for measuring expected credit losses at an amount equal to lifetime expected loss allowance for its financial assets.

The assessment of impairment of financial assets has had no financial impact on the Group's financial position, profit or loss, other comprehensive income or total comprehensive income in either year. Trade debtors relate to government funds and amounts are specified in contractual arrangements.

(ii) New and revised Australian Accounting Standards in issue but not yet effective

At the date of authorisation of the financial statements, the Group has not applied the following new and revised Australian Accounting Standards, Interpretations and amendments that have been issued but are not yet effective:

Standards/amendment	Effective for annual reporting periods beginning on or after
• AASB 16 Leases	1 July 2019
• AASB 2018-1 Amendments to Australian Accounting Standards – Annual Improvements 2015-2017 Cycle	1 July 2019
• AASB 2018-3 Amendments to Australian Accounting Standards – Reduced Disclosure Requirements	1 July 2019

AASB 16 *Leases* is effective for years commencing on or after 1 July 2019. AASB 16 eliminates the classification of leases as either operating leases or finance leases for lessees as required by AASB 117 *Leases* and instead, introduces a single lessee accounting model. Applying that model, a lessee is required to:

- a. Recognise right-of-use assets and lease liabilities in the statement of financial position, initially measured at the present value of the future lease payments;
- b. Recognise depreciation of right-of-use assets and interest on lease liabilities in the statement of profit or loss;
- c. Separate the total amount of cash paid into a principal portion (presented within financing activities) and interest (presented within operating activities) in the cash flow statement.

The Group has property leases which will be impacted by the new accounting standard.

4. Determination of fair values

A number of the Group's accounting policies and disclosures require the determination of fair value, for both financial and non-financial assets and liabilities. Fair values have been determined for measurement and/or disclosure purpose based on the following methods.

When applicable, further information about the assumptions made in determining fair value is disclosed in the notes specific to the asset or liability.

Notes to the consolidated financial statements for the year ended 30 June 2019

5. Financial risk management

(a) Overview

The Group has exposure to the following risks from its use of financial instruments:

- credit risk
- liquidity risk
- market risk

This note presents information about the Group's exposure to each of the above risks, its objectives, policies and processes for measuring and managing risk. Further quantitative disclosures are included throughout this financial report specifically under note 17.

(b) Risk management framework

The Board of Directors has overall responsibility for the establishment and oversight of the risk management framework.

Risk management policies are established to identify and analyse the risks faced by the Group, to set appropriate risk limits and controls, and to monitor risks and adherence to limits. Risk management policies and systems are reviewed regularly to reflect changes in market conditions and the Group's activities.

The Group, through its training and management standards and procedures, is developing a disciplined and constructive control environment in which all employees understand their roles and obligations.

(c) Credit risk

Credit risk is the risk of financial loss to the Group if a counterparty to a financial instrument fails to meet its contractual obligations and arises principally from the Group's receivables from operating activities and investments.

Trade and other receivables

The Group's exposure to credit risk is influenced mainly by the individual characteristics of each customer. Geographically there is no concentration of credit risk.

Investments

The Group limits its exposure to credit risk by only investing in liquid securities and only with counterparties that have a credit rating equal to or better than the Group.

(d) Liquidity risk

Liquidity risk is the risk that the Group will not be able to meet its financial obligations as they fall due.

The Group's approach to managing liquidity is to ensure, as far as possible, that it will always have sufficient liquidity to meet its liabilities when due, under both normal and stressed conditions, without incurring unacceptable losses or risking damage to the Group's reputation.

Notes to the consolidated financial statements for the year ended 30 June 2019

5. Financial risk management (continued)

(e) Market risk

Market risk is the risk that changes in market prices, such as interest rates and equity prices, will affect the Group's income or the value of its holdings of financial instruments. The objective of market risk management is to manage and control market risk exposures within acceptable parameters, while optimising the return.

All investment transactions are carried out within the guidelines of the Group's Investment Policy.

6. Revenue

	Consolidated		Company	
	2019 \$	2018 \$	2019 \$	2018 \$
Government funding				
Commonwealth Government	39,441,016	46,469,927	39,441,016	46,469,927
Australian Capital Territory Government	372,100	538,100	372,100	538,100
New South Wales Government	1,200,000	1,200,000	1,200,000	1,200,000
Northern Territory Government	42,910	42,118	42,910	42,118
Queensland Government	645,086	645,086	645,086	645,086
South Australian Government	278,000	278,000	278,000	278,000
Tasmanian Government	88,102	88,969	88,102	88,969
Victorian Government	2,200,000	2,200,000	2,200,000	2,200,000
Western Australian Government	342,000	342,000	342,000	342,000
	44,609,214	51,804,200	44,609,214	51,804,200
Other revenue				
Donations	12,457,530	11,243,503	12,457,530	11,243,503
Other	3,000,360	2,174,644	3,000,360	2,174,644
	15,457,890	13,418,147	15,457,890	13,418,147
Total revenue	60,067,104	65,222,347	60,067,104	65,222,347

7. Personnel expenses

Wages and salaries	17,471,011	13,288,047	17,471,011	13,288,047
Increase in liability for long service leave	69,848	24,488	69,848	24,488
Increase in liability for annual leave	135,302	148,952	135,302	148,952
	17,676,161	13,461,487	17,676,161	13,461,487
FTE as at 30 June	172.9	150.9	172.9	150.9

Notes to the consolidated financial statements for the year ended 30 June 2019

8. Auditors' remuneration

	Consolidated		Company	
	2019 \$	2018 \$	2019 \$	2018 \$
Audit services				
Auditors of the Group				
Audit and review of financial reports	30,000	29,100	30,000	29,100
Grant acquittal audits	11,600	8,400	11,600	8,400
	41,600	37,500	41,600	37,500
Auditors of the Group – other services				
Program review – National Education Initiative	238,995	322,983	238,995	322,983
Contract review – CRM	-	15,334	-	15,334
	238,995	338,317	238,995	338,317

The external auditor for the year ended 30 June 2019 is Deloitte Touché Tohmatsu.

9. Finance income

Interest income from bank, term deposits and cheque accounts	1,651,389	1,570,171	1,499,206	1,408,871
Finance income	1,651,389	1,570,171	1,499,206	1,408,871

10. Cash and cash equivalents

Cash at bank	24,047,383	17,967,168	23,686,701	17,787,114
Cash on hand	-	-	-	-
Cash and cash equivalents in the statement of cash flows	24,047,383	17,967,168	23,686,701	17,787,114

11. Trade and other receivables

Trade receivables	2,431,734	341,586	2,431,734	341,586
GST receivable	549,787	610,608	549,787	610,608
Other receivables and prepayments	485,890	534,533	485,890	534,533
	3,467,411	1,486,727	3,467,411	1,486,727

The average credit period is 30 days. No interest is charged on overdue amounts. All the trade receivables are considered recoverable and no allowance for doubtful debts is required. Refer note 17a.

Notes to the consolidated financial statements for the year ended 30 June 2019

12. Investments

	Consolidated		Company	
	2019 \$	2018 \$	2019 \$	2018 \$
Current				
Term deposits	47,944,401	47,767,575	43,047,441	41,905,856
Total investments	47,944,401	47,767,575	43,047,441	41,905,856

13. Plant and equipment

Furniture and fittings

At cost	-	116,219	-	116,219
Accumulated depreciation	-	(116,219)	-	(116,219)
	-	-	-	-

Computer equipment

At cost	393,818	349,320	393,818	349,320
Accumulated depreciation	(271,136)	(177,891)	(271,136)	(177,891)
	122,682	171,429	122,682	171,429

Office equipment

At cost	54,406	44,671	54,406	44,671
Accumulated depreciation	(38,017)	(18,768)	(38,017)	(18,768)
	16,389	25,903	16,389	25,903

Leasehold improvements

At cost	858,784	806,134	858,784	806,134
Accumulated amortisation	(573,845)	(302,967)	(573,845)	(302,967)
	284,939	503,167	284,939	503,167

Total plant and equipment net book value

	424,010	700,499	424,010	700,499
--	----------------	----------------	----------------	----------------

Notes to the consolidated financial statements for the year ended 30 June 2019

13. Plant and equipment (continued)

Reconciliations

Reconciliations of the carrying amounts for each class of plant and equipment are set out below:

	Consolidated		Company	
	2019 \$	2018 \$	2019 \$	2018 \$
Computer equipment				
Balance at 1 July	171,429	135,896	171,429	135,896
Acquisitions	46,033	120,843	46,033	120,843
Disposals	(511)	(1,497)	(511)	(1,497)
Depreciation	(94,269)	(83,813)	(94,269)	(83,813)
Balance at 30 June	122,682	171,429	122,682	171,429
Office equipment				
Balance at 1 July	25,903	-	25,903	-
Acquisitions	9,735	37,941	9,735	37,941
Disposals	-	-	-	-
Depreciation	(19,249)	(12,038)	(19,249)	(12,038)
Balance at 30 June	16,389	25,903	16,389	25,903
Leasehold improvements				
Balance at 1 July	503,167	214,192	503,167	214,192
Acquisitions	52,650	449,147	52,650	449,147
Disposals	-	-	-	-
Depreciation	(270,878)	(160,172)	(270,878)	(160,172)
Balance at 30 June	284,939	503,167	284,939	503,167

14. Intangibles

Software				
At cost	104,850	-	104,850	-
Accumulated amortisation	(19,223)	-	(19,223)	-
	85,627	-	85,627	-
Software				
Balance at 1 July	-	-	-	-
Acquisitions	104,850	-	104,850	-
Disposal	-	-	-	-
Amortisation	(19,223)	-	(19,223)	-
Balance at 30 June	85,627	-	85,627	-

Notes to the consolidated financial statements for the year ended 30 June 2019

15. Trade and other payables

	Consolidated		Company	
	2019 \$	2018 \$	2019 \$	2018 \$
Trade payables	2,410,833	2,094,441	2,410,833	2,094,441
Non-trade payables and accrued expenses	1,700,962	1,303,689	1,700,962	1,303,689
	4,111,795	3,398,130	4,111,795	3,398,130

The contractual maturities of trade and other payables are all within 30 days and equal the carrying amount.

16. Deferred income

Deferred income	15,733,011	8,548,631	15,733,011	8,548,631
	15,733,011	8,548,631	15,733,011	8,548,631

Current Assets comprise of Cash and cash equivalents, Trade and other receivables and Investments. As at June 30, 2019 are \$75,459,195 (2018 \$67,221,470).

Included in the current assets are funds held for significant national projects funded by the Commonwealth Government including Be You (NEI) funds of \$9,944,947, Be You Pilbara & Kimberley \$411,685, The Way Back Support Service Government Grant \$4,696,496 and The Way Back Support Service Peer & Family Support \$600,000 funds totalling \$15,653,128 and other tied funding of \$79,883 totalling \$15,733,011. Funds have been received in advance of project delivery and are expected to be consumed over the life of the projects.

17. Financial instruments

(a) Credit risk

Exposure to credit risk

The carrying amount of the Group's financial assets represents the maximum credit exposure. The Group's maximum exposure to credit risk at the reporting date was:

	Note				
Cash at bank	10	24,047,383	17,967,168	23,686,701	17,787,114
Trade other receivables and prepayments	11	3,467,411	1,486,727	3,467,411	1,486,727
Investments	12	47,944,401	47,767,575	43,047,441	41,905,856
		75,459,195	67,221,470	70,201,553	61,179,697

Trade and other receivables

The Group's geographical exposure to credit risk for cash and cash equivalents, trade and other receivables and investments at the reporting date resides within Australia.

Notes to the consolidated financial statements for the year ended 30 June 2019

17. Financial instruments (continued)

(a) Credit risk (continued)

Impairment losses

The ageing of the Group's trade and other receivables at the reporting date was:

	Gross	Impairment	Gross	Impairment
	2019	2019	2018	2018
	\$	\$	\$	\$
Consolidated				
Not past due	3,461,206	-	1,486,727	-
Past due 0-30 days	6,205	-	-	-
Past due 31-60 days	-	-	-	-
More than 61 days	-	-	-	-
	3,467,411	-	1,486,727	-
Company				
Not past due	3,461,206	-	1,486,727	-
Past due 0-30 days	6,205	-	-	-
Past due 31-60 days	-	-	-	-
More than 61 days	-	-	-	-
	3,467,411	-	1,486,727	-

Based on historic default rates, the Group believes that no impairment allowance is necessary, in the current or prior year, in respect of trade and other receivables. The Group has no concentration of customer risk.

Notes to the consolidated financial statements for the year ended 30 June 2019

17. Financial instruments (continued)

(b) Liquidity risk

The contractual maturities of trade and other payables are all within 30 days and equal the carrying amount.

The following table details the Company's and the Group's remaining contractual maturity for its non-derivative financial assets. The tables have been drawn based on the undiscounted contractual maturities of the financial assets that will be earned on those assets except where the Company/Group anticipates that the cash flow will occur in a different period.

	Weighted average effective interest rate %	Less than 1 month \$	1-3 months \$	3 months to 1 year \$	Total \$
Consolidated					
2019					
Fixed interest rate instruments	2.66	7,510,461	2,636,315	37,797,625	47,944,401
Trade receivables		3,461,206	6,205	-	3,467,411
Cash and cash equivalents		24,047,383	-	-	24,047,383
Total		35,019,050	2,642,520	37,797,625	75,459,195
2018					
Fixed interest rate instruments	2.62	6,541,871	16,658,463	24,567,241	47,767,575
Trade receivables		1,486,727	-	-	1,486,727
Cash and cash equivalents		17,967,168	-	-	17,967,168
Total		25,995,766	16,658,463	24,567,241	67,221,470
Company					
2019					
Fixed interest rate instruments	2.57	7,510,461	2,636,315	32,900,665	43,047,441
Trade receivables		3,461,206	6,205	-	3,467,411
Cash and cash equivalents		23,686,701	-	-	23,686,701
Total		34,658,368	2,642,520	32,900,665	70,201,553
2018					
Fixed interest rate instruments	2.63	6,541,870	16,658,463	18,705,523	41,905,856
Trade receivables		1,486,727	-	-	1,486,727
Cash and cash equivalents		17,787,114	-	-	17,787,114
Total		25,815,711	16,658,463	18,705,523	61,179,697

Notes to the consolidated financial statements for the year ended 30 June 2019

17. Financial instruments (continued)

(c) Interest rate risk

At the reporting date the interest rate profile of the Group's interest-bearing financial instruments was:

	Note	Consolidated		Company	
		2019 \$	2018 \$	2019 \$	2018 \$
Fixed rate instruments					
<i>Investments</i>					
Term deposits	12	47,944,401	47,767,575	43,047,441	41,905,856
Variable rate instruments					
Cash at bank balances	10	24,047,383	17,967,168	23,686,701	17,787,114

Fair value sensitivity analysis for fixed rate instruments

The Group does not account for any fixed rate financial assets and liabilities at fair value through surplus or deficit. Therefore, a change in interest rates at the reporting date would not affect surplus or deficit.

Cash flow sensitivity analysis for variable rate instruments

A change of 100 basis points in interest rates at the reporting date would have increased (decreased) surplus or deficit by the amounts shown below. This analysis assumes that all other variables remain constant. The analysis was performed on the same basis for 2018.

	Surplus or Deficit		Surplus or Deficit	
	100bp Increase	100bp Decrease	100bp Increase	100bp Decrease
	Consolidated		Company	
	\$	\$	\$	\$
30-Jun-19				
Cash and cash equivalents	240,474	(240,474)	236,867	(236,867)
30-Jun-18				
Cash and cash equivalents	179,672	(179,672)	177,871	(177,871)

(d) Currency risk

The Group does not have any exposure to currency risk.

Notes to the consolidated financial statements for the year ended 30 June 2019

18. Employee Benefits

	Consolidated		Company	
	2019 \$	2018 \$	2019 \$	2018 \$
Current				
Liability for annual leave	737,574	602,273	737,574	602,273
Liability for long service leave	124,845	116,636	124,845	116,636
	862,419	718,909	862,419	718,909
Non-current				
Liability for long service leave	137,963	76,324	137,963	76,324
	1,000,382	795,233	1,000,382	795,233

19. Operating leases

Non-cancellable operating lease rentals are payable as follows:

Payable within one year	698,932	731,261	698,932	731,261
Payable between one and 5 years	-	698,932	-	698,932
Payable later than 5 years	-	-	-	-
	698,932	1,430,193	698,932	1,430,193

The operating leases above relate to the lease of the Company's office premises.

20. Reconciliation of cash flows from operating activities

Cash flows from operating activities

Surplus/(Deficit) for the year	(56,331)	3,692,386	727,800	4,251,008
<i>Adjustments for:</i>				
Depreciation and amortisation	403,619	256,024	403,619	256,024
Write-off of fixed assets	511	1,497	511	1,497
Cash flow from operating Surplus/(Deficit) before changes in working capital	347,799	3,949,907	1,131,930	4,508,529
(Increase) in trade and other receivables	(1,980,684)	(289,732)	(1,980,684)	(289,732)
Increase/(Decrease) in trade and other payables	713,665	(3,469,802)	713,665	(3,469,802)
Increase/(Decrease) in deferred income	7,184,380	(7,188,002)	7,184,380	(7,188,002)
Increase/(Decrease) in employee benefits	205,149	173,440	205,149	173,440
Net cash (used)/generated from operating activities	6,470,309	(6,824,189)	7,254,440	(6,265,567)

Notes to the consolidated financial statements for the year ended 30 June 2019

21. Related parties

Transactions with key management personnel

This note sets out information about the remuneration of Beyond Blue Limited directors and key management personnel. Apart from the details disclosed in this note, no key management personnel have entered into a material contract with the Group and there were no material contracts involving key management personnel's interests existing at year end.

The remuneration of the directors and key personnel, included in "personnel expenses" (see note 7) are as follows:

	2019	2018
	\$	\$
Short term employee benefits	1,875,312	1,823,345
Post-employment benefits	165,913	163,058
Other long-term benefits	25,011	31,744
Termination benefits	-	36,179
	2,066,236	2,054,326

Non-Executive Directors Fees*

Position

The Hon Julia Gillard AC	Chair	45,000	45,000
Tim Marney	Deputy Chair	30,000	30,000
Kate Carnell AO	Deputy Chair	30,000	30,000
Professor Steven Larkin	Non-Executive Director	15,000	15,000
Professor Michael Baigent	Non-Executive Director	15,000	15,000
Professor Michael Kidd AM	Non-Executive Director	15,000	15,000
Fiona Coote AM	Non-Executive Director (retired)	3,000	15,000
Paul Howes	Non-Executive Director	15,000	15,000
Johanna Griggs	Non-Executive Director	15,000	15,000
Dr Mukesh Haikerwal AC	Non-Executive Director	15,000	15,000
Dr Jessica Dean	Non-Executive Director	15,000	15,000
The Hon Robert Knowles AO	Non-Executive Director	15,000	15,000
The Hon Jeffrey Kennett AC	Chair (retired)	-	11,250

*Excludes FBT, Superannuation and other non-monetary benefits

Executive Director Remuneration**

Georgina Harman	Chief Executive Officer	365,494	365,875
-----------------	-------------------------	---------	---------

Other Key Management Personnel**

Remuneration bands	2019	2018
75,000 - 100,000	-	1
125,000 - 150,000	-	1
175,000 - 200,000	3	3
225,000 - 250,000	2	1
250,000 - 275,000	-	1
275,000 - 300,000	1	-

**Includes FBT, Superannuation and other non-monetary benefits

Notes to the consolidated financial statements for the year ended 30 June 2019

21. Related parties (continued)

Assessment is made annually as to who are the key management personnel of the organisation. As per AASB 124: Related Party Disclosures, key management personnel are those persons having authority and responsibility for planning, directing and controlling the activities of the entity, directly or indirectly, including any director (whether executive or otherwise) of the entity. Current year disclosures include new personnel, including key executive personnel. Comparatives have been re-presented to allow comparability of remuneration.

Remuneration

Remuneration is based on payment for work performed. There are no share-based payments, cash bonuses or share of profits.

22. Economic dependency

The Group is largely dependent upon the Commonwealth, State and Territory Governments for ongoing funding.

Parent entity

As at, and throughout, the financial year ending 30 June 2019 the parent entity of the Group was Beyond Blue Limited.

Controlled entities

	Country of incorporation	Ownership interest	
		2019	2018
Beyondblue Depression Research Ancillary Fund Trust	Australia	100	100

The Company, Beyond Blue Limited is the sole trustee of its subsidiary Beyond Blue Depression Research Ancillary Fund Trust.

23. Subsequent Events

In the interval between the end of the financial year and the date of this report, the company on 4 July 2019 executed a funding agreement with the Commonwealth of Australia for two years ending 30 June 2021 for core funding of \$33,858,122. There are no other items, transaction or events of a material and unusual nature likely, in the opinion of the Directors of the Company, has arisen to affect significantly the operations of the Group, the results of those operations, or the state of affairs of the Group, in future financial years.

24. Contingencies and commitments

(a) Contingent liabilities at 30 June 2019

There are no contingent liabilities at 30 June 2019 (2018: nil).

Notes to the consolidated financial statements for the year ended 30 June 2019

24. Contingencies and commitments (continued)

(b) Commitments at 30 June 2019

(i) Memorandum of Understanding

Beyond Blue Limited entered into a Memorandum of Understanding on 2 May 2017 with The National Health and Medical Research Council (NHMRC) to provide up to \$3.750 million excluding GST in research grants, Targeted Corporate Research (TRC) and Centre of Research Excellence (CRE), payable over five payments, actual and projected payments are as follows:

	2017/18 Actual	2018/19 Actual	2019/20 Projected	2020/21 Projected	2021/22 Projected	2022/23	Total
TRC Grants	\$719,921	\$784,877	\$623,356	\$338,128	\$28,339	\$ -	\$2,494,621
CRE Grant	\$ -	\$101,436	\$295,604	\$411,214	\$342,769	\$98,977	\$1,250,000

(ii) Partnership grants

Parent-Infant Research Institute to provide \$150,000 excluding GST in research grants

Monash University to provide \$150,000 excluding GST in research grants

Newcastle University to provide \$150,000 excluding GST in research grants

Dates for the remaining payments are as follows:

2018/19 Actual	2019/20 Projected	2020/21 Projected
\$50,000	\$250,000	\$150,000

The funding for these grants will be sourced from the Beyondblue Depression Research Ancillary Fund Trust.

(ii) Operating leases at note 19.

Director's declaration for the year ended 30 June 2019


The directors of Beyond Blue Limited declare that:

- (a) in the directors' opinion, there are reasonable grounds to believe that the company will be able to pay its debts as and when they become due and payable;
- (b) in the directors' opinion the attached financial statements and notes thereto are in accordance with the *Australian Charities and Not-for-profits Commission Act 2012*, including compliance with accounting standards and giving a true and fair view of the financial position and performance of the company and the consolidated entity.

Signed in accordance with a resolution of the directors made pursuant to s.60.15 of the Australian Charities and Not-for-profits Commission Regulations 2013.

On behalf of the directors:

Dated at Melbourne this 17th day of September 2019.



The Honourable Julia Gillard AC
Director



Mr Tim Marney
Director

17 . 9 . 2019



Deloitte Touche Tohmatsu
ABN 74 490 121 060

550 Bourke Street
Melbourne VIC 3000
GPO Box 78
Melbourne VIC 3001 Australia

Tel: +61 3 9671 7000
Fax: +61 3 9691 8456
www.deloitte.com.au

Board of Directors
Beyond Blue Limited
290 Burwood Road
HAWTHORN VIC 3122

17 September 2019

Beyond Blue Limited

Dear Members,

In accordance with the *Australian Charities and Not-for-profits Commission Act 2012*, I am pleased to provide the following declaration of independence to the Directors of Beyond Blue Limited.

As the lead audit partner for the audit of the financial statements of Beyond Blue Limited for the financial year ended 30 June 2019, I declare to the best of my knowledge and belief, there have been no contraventions of:

- i. the auditor independence requirements as set out in the *Australian Charities and Not-for-profits Commission Act 2012* in relation to the audit; and
- ii. any applicable code of professional conduct in relation to the audit.

Yours sincerely,


DELOITTE TOUCHE TOHMATSU



Sandra Lawson
Partner
Chartered Accountants
Melbourne



Deloitte Touche Tohmatsu
ABN 74 490 121 060

550 Bourke Street
Melbourne VIC 3000
GPO Box 78
Melbourne VIC 3001 Australia

DX: 111
Tel: +61 (0) 3 9671 7000
Fax: +61 (0)3 9671 7001
www.deloitte.com.au

Independent Auditor's Report to the Members of Beyond Blue Limited

Opinion

We have audited the financial report of Beyond Blue Limited (the "Company") and its subsidiaries (the "Group") which comprises the consolidated statement of financial position as at 30 June 2019, the consolidated statement of profit or loss and other comprehensive income, the consolidated statement of cash flows and the consolidated statement of changes in equity for the year then ended, and notes to the financial statements, including a summary of significant accounting policies and other explanatory information, and the Directors' declaration.

In our opinion, the accompanying financial report of the Group is in accordance with Division 60 of the *Australian Charities and Not-for-profits Commission Act 2012* (the ACNC Act), including:

- (a) giving a true and fair view of the Group's financial position as at 30 June 2019 and of its financial performance for the year ended on that date; and
- (b) complying with Australian Accounting Standards, and Division 60 of the *Australian Charities and Not-for-profits Commission Regulation 2013*.

Basis for Opinion

We conducted our audit in accordance with Australian Auditing Standards. Our responsibilities under those standards are further described in the *Auditor's Responsibilities for the Audit of the Financial Report* section of our report. We are independent of the Group in accordance with the ethical requirements of the auditor independence requirements of the ACNC Act and the Accounting Professional and Ethical Standards Board's APES 110 *Code of Ethics for Professional Accountants* (the Code) that are relevant to our audit of the financial report in Australia. We have also fulfilled our other ethical responsibilities in accordance with the Code.

We believe that the audit evidence we have obtained is sufficient and appropriate to provide a basis for our opinion.

Other Information

The Directors are responsible for the other information. The other information comprises the Directors' Report, but does not include the financial report and our auditor's report thereon.

Our opinion on the financial report does not cover the other information and we do not express any form of assurance conclusion thereon.

In connection with our audit of the financial report, our responsibility is to read the other information and, in doing so, consider whether the other information is materially inconsistent with the financial report or our knowledge obtained in the audit or otherwise appears to be materially misstated. If, based on the work we have performed, we conclude that there is a material misstatement of this other information; we are required to report that fact. We have nothing to report in this regard.



The Responsibilities of the Directors for the Financial Report

The Directors of the Company are responsible for the preparation of the financial report that gives a true and fair view in accordance with Australian Accounting Standards and the ACNC Act and for such internal control as the Directors determine is necessary to enable the preparation of the financial report that gives a true and fair view and is free from material misstatement, whether due to fraud or error.

In preparing the financial report, the Directors are responsible for assessing the ability of the Group to continue as a going concern, disclosing, as applicable, matters related to going concern and using the going concern basis of accounting unless the Directors either intend to liquidate the Group or to cease operations, or has no realistic alternative but to do so.

Auditor's Responsibilities for the Audit of the Financial Report

Our objectives are to obtain reasonable assurance about whether the financial report as a whole is free from material misstatement, whether due to fraud or error, and to issue an auditor's report that includes our opinion. Reasonable assurance is a high level of assurance, but is not a guarantee that an audit conducted in accordance with the Australian Auditing Standards will always detect a material misstatement when it exists. Misstatements can arise from fraud or error and are considered material if, individually or in the aggregate, they could reasonably be expected to influence the economic decisions of users taken on the basis of this financial report.

As part of an audit in accordance with the Australian Auditing Standards, we exercise professional judgement and maintain professional scepticism throughout the audit. We also:

- Identify and assess the risks of material misstatement of the financial report, whether due to fraud or error, design and perform audit procedures responsive to those risks, and obtain audit evidence that is sufficient and appropriate to provide a basis for our opinion. The risk of not detecting a material misstatement resulting from fraud is higher than for one resulting from error, as fraud may involve collusion, forgery, intentional omissions, misrepresentations, or the override of internal control.
- Obtain an understanding of internal control relevant to the audit in order to design audit procedures that are appropriate in the circumstances, but not for the purpose of expressing an opinion on the effectiveness of the Group's internal control.
- Evaluate the appropriateness of accounting policies used and the reasonableness of accounting estimates and related disclosures made by the Directors.
- Conclude on the appropriateness of the Directors' use of the going concern basis of accounting and, based on the audit evidence obtained, whether a material uncertainty exists related to events or conditions that may cast significant doubt on the Group's ability to continue as a going concern. If we conclude that a material uncertainty exists, we are required to draw attention in our auditor's report to the related disclosures in the financial report or, if such disclosures are inadequate, to modify our opinion. Our conclusions are based on the audit evidence obtained up to the date of our auditor's report. However, future events or conditions may cause the Group to cease to continue as a going concern.
- Evaluate the overall presentation, structure and content of the financial report, including the disclosures, and whether the financial report represents the underlying transactions and events in a manner that achieves fair presentation.
- Obtain sufficient appropriate audit evidence regarding the financial information of the entities or business activities within the Group to express an opinion on the financial report. We are responsible for the direction, supervision and performance of the Group's audit. We remain solely responsible for our audit opinion.

Deloitte

We communicate with the Directors regarding, among other matters, the planned scope and timing of the audit and significant audit findings, including any significant deficiencies in internal control that we identify during our audit.


DELOITTE TOUCHE TOHMATSU


Sandra Lawson
Partner
Chartered Accountants
Melbourne, 17 September 2019

