

Annual financial statements

2015-16



Contents

Beyond Blue Limited	3
Directors' report	4
Consolidated statement of profit or loss and other comprehensive income	9
Consolidated statement of financial position	10
Consolidated statement of changes in equity	11
Consolidated statement of cash flows	12
Notes to the consolidated financial statements	13
Directors' declaration	34
Auditor's independence declaration	35
Independent auditor's report	36
Beyondblue Depression Research Ancillary Fund Trust	39
Statement of profit and loss and other comprehensive income	40
Statement of financial position	41
Statement of changes in equity	42
Statement of cash flows	43
Notes to the financial statements	44
Directors' declaration	50
Auditor's independence declaration	51
Independent auditor's report	52

Annual financial statements

Beyond Blue Limited

for the year ended 30 June 2016

ABN 87 093 865 840

Directors' report

for the year ended 30 June 2016

The Directors present their report together with the consolidated financial statements of the Group comprising of Beyond Blue Limited ("the Company" or "beyondblue") and its subsidiary Beyondblue Depression Research Ancillary Fund Trust for the financial year ended 30 June 2016 and the auditor's report thereon.

Directors

The Directors of the Company at any time during or since the end of the financial year are:

The Honourable Jeff Kennett AC , Board Chair Hon.DBus	Twenty-three years' experience in the Victorian Parliament, including Premier of Victoria. Director since 19 October 2000, due for reappointment in October 2017.
Tim Marney , Deputy Board Chair and Chair of the Audit, Finance and Risk Committee B.Ec (Hons), CPA	Mental Health Commissioner of Western Australia. Former Under Treasurer of WA. Director since 19 August 2008, due for compulsory retirement in October 2017.
Georgina Harman , Chief Executive Officer	Current CEO of <i>beyondblue</i> . Former Deputy CEO of the National Mental Health Commission. Director since 17 June 2014.
Professor Brett McDermott B.MedSci, MBBS, FRANZCP, CertChildPsych, MD	Child and Youth Psychiatrist, Executive Director of the Mater Child and Youth Mental Health Service, Mater Hospital, Brisbane and Professorial Fellow Mater Medical Research Institute. Director from 26 October 2006 to 22 October 2015. Reappointed 15 December 2015, due for compulsory retirement in October 2016.
Professor Steven Larkin PhD, B.Soc.Wk, M.Soc.Sc	A Kungarakany man who has extensive leadership experience in Indigenous organisations, Pro Vice-Chancellor - Indigenous Leadership at Charles Darwin University in Darwin NT. Has a Doctor of Philosophy degree (PhD). Director since 17 February 2009, due for compulsory retirement in October 2018.
Associate Professor Michael Baigent MBBS, FRANZCP, FACHAM (RACP)	Clinical academic psychiatrist and addiction specialist, Clinical Advisor to <i>beyondblue</i> since 2006. Director since 21 June 2011, due for reappointment in October 2017.
Professor Michael Kidd AM MBBS, MD, DCCH, Dip.RACOG, FRACGP, FACHI, FAFPM (Hon), FHKCFP (Hon), FRNZCGP (Hon), FCGPSL (Hon), MAICD	General Practitioner and Executive Dean of Health Sciences at Flinders University. Past President of the Royal Australian College of General Practitioners and President of the World Organization of Family Doctors (2013–2016). Director since 12 December 2011, due for reappointment in October 2018.
Paul Howes	Partner and Head of Wealth Management Advisory at KPMG. Former National Secretary of the Australian Workers' Union. Director since 25 February 2014, due for reappointment in October 2017.

Directors' report

for the year ended 30 June 2016

Fiona Coote AM

Second heart transplant recipient in Australia. Awarded the Order of Australia for her services to the community for raising public awareness of heart disease and raising funds for seriously ill and terminally ill children. Director since 17 April 2012, due for reappointment in October 2018.

Johanna Griggs

Television presenter on the Seven Network. Former competitive swimmer. Director since 17 June 2014, due for reappointment in October 2017.

The Hon Julia Gillard

Chair of the Global Partnership for Education. Distinguished Fellow with the Centre for Universal Education at the Brookings Institution in Washington. Honorary Professor at the University of Adelaide. Twenty-seventh Prime Minister of Australia – 24 June 2010 until 27 June 2013, the first woman to ever serve as Australia's Prime Minister. Director since 16 December 2014, due for reappointment in October 2018.

Dr Mukesh Haikerwal AO

A General Medical Practitioner since 1991. Was the 19th National President of the AMA in 2007 following two years as National Vice President and two years as State President. An Honorary Life Member of the Royal Australian College of General Practitioners. Served as Council Chair of the World Medical Association from 2011 to 2015. Since 2009, Mukesh has been Chair of the Advisory Committee for *beyondblue's* Doctors' Mental Health Program. Director since 21 April 2015, due for reappointment in October 2018.

Dr Jessica Dean (Appointed 18 August 2015)

Vice President of the AMA's Victorian Doctors in Training Subcommittee and former President of the Australian Medical Students' Association and Federal Councillor of the Australian Medical Association. Founder of sexual health promotion organisation 'The Nookie Project'. Dr Dean has completed a Bachelor of Medicine and is completing a Bachelor of Law from Monash University, and has an internship at Monash Health from January 2016. Director since 18 August 2015, due for re-appointment in October 2018.

Company Secretary

The Company Secretary during and since the end of the financial year is:

Cheryl Geels GIA (Cert)

A member of the Governance Institute of Australia. Company Secretary since 16 December 2014.

Directors' report

for the year ended 30 June 2016

Directors' meetings

The number of Directors' meetings (including meetings of committees of Directors) and number of meetings attended by each of the Directors of the Company during the financial year are:

Director	Board Meetings		Audit, Finance & Risk Committee Meetings	
	A	B	A	B
The Hon Jeff Kennett AC	5	5	5	5
Tim Marney	5	5	5	5
Georgina Harman	5	5	5	5
Professor Brett McDermott	2	4		
Professor Steven Larkin	5	5		
Associate Professor Michael Baigent	4	5		
Professor Michael Kidd AM	3	5		
Fiona Coote AM	3	5		
Paul Howes	5	5		
Johanna Griggs	5	5		
The Hon Julia Gillard	4	5		
Dr Mukesh Haikerwal AO	4	5		
Dr Jessica Dean	4	5		

A — Number of meetings attended

B — Number of meetings held during the time the director held office during the year

Directors' report

for the year ended 30 June 2016

Members' guarantee

The Company is limited by guarantee. The liability of the members is limited to a maximum of \$50 each. The Company has nine members (2015: nine members).

Principal activities

During the financial year ended 30 June 2016, the principal activities of the Group were the organisation, planning and implementation of projects and programs related to one or more of the following Key Result Areas in relation to depression and anxiety:

- Increasing awareness
- Reducing stigma and discrimination
- Improving help seeking
- Reducing the impact
- Facilitating learning, collaboration, innovation and research.

To achieve these goals, *beyondblue* adopted a population health framework. This evidence-based approach focuses on improving the health and wellbeing of the whole population and population sub-groups. By using this public health approach, *beyondblue* focuses on improving the health of the whole population across the whole lifespan. We tailor approaches when working with specific population groups and we work in a range of settings – including educational settings, workplaces, health services and online – in order to be accessible to as many people as possible. *beyondblue* aims to influence national, state and territory policies to ensure that they consider the needs of people with depression and anxiety and their carers, and improve mental health and wellbeing.

There were no significant changes in the nature of the activities of the Group during the year.

Review and result of operations

The Group's deficit from ordinary activities for financial year 2016 amounted to \$6,716,034 (2015: \$8,195,690) The Company's deficit from ordinary activities for the financial year 2016 amounted to \$6,274,891 (2015: \$7,165,161).

The Group has been granted exemption from income tax under Section 50-5 of the Income Tax Assessment Act (1997). Beyond Blue Limited was initially funded for a five year term from 2000 to 2005. Commonwealth funding is contracted until 30 June 2019, State and Territory Government funding is contracted for periods up to 30 June 2020.

Change in state of affairs

During the financial year under review, Prof Brett McDermott retired from his position as a member of the Board on 22 October 2015. Prof Brett McDermott was re-elected to the Board on 15 December 2015. Dr Jessica Dean joined the Board during the current financial year on 18 August 2015.

Directors' report

for the year ended 30 June 2016

Dividends

The Company is limited by guarantee and is prohibited by its Constitution from paying a dividend to its members.

Events subsequent to reporting date

In the interval between the end of the financial year and the date of this report, no item, transaction or event of a material and unusual nature likely, in the opinion of the Directors of the Company, has arisen to affect significantly the operations of the Group, the results of those operations, or the state of affairs of the Group, in future financial years.

Likely developments

It is not foreseen that the Group will undertake any change in its general direction during the coming financial year. The Group will continue to pursue its objective of increasing the capacity of the Australian community to respond effectively to depression and anxiety through its key activities of raising awareness, reducing stigma, and increasing help-seeking.

Indemnification and insurance of officers and auditors

Indemnification

The company has not indemnified or made a relevant agreement for indemnifying against a liability any person who is or has been an officer or auditor of the Company.

Insurance premiums

During the financial year the Company has paid premiums in respect of directors' and officers' liability and legal expenses insurance contracts for the year ended 30 June 2016. Such insurance contracts insure against certain liability (subject to specific exclusions) persons who are or have been directors or executive officers of the Company.

The directors have not included details of the nature of the liabilities covered or the amount of the premium paid in respect of the directors' and officers' liability and legal expenses' insurance contracts, as such disclosure is prohibited under the terms of the contract.


Non-audit services

No non-audit services were provided by the auditor.

Auditor's independence declaration

The auditor's independence declaration is set out on page 35.

This report is made with a resolution of the Directors:



The Honourable Jeffrey Kennett AC
Director



Mr Tim Marney
Director

Dated at Melbourne this 18th day of October 2016

Consolidated statement of profit or loss and other comprehensive income

for the year ended 30 June 2016

	Note	Consolidated		Company	
		2016 \$	2015 \$	2016 \$	2015 \$
Revenue	6	48,360,631	51,958,297	48,993,031	53,199,552
Project expenses		(43,295,332)	(48,913,071)	(43,295,332)	(48,913,071)
Travel and accommodation expenses		(544,034)	(862,308)	(544,034)	(862,308)
Personnel expenses	7	(9,868,457)	(9,539,716)	(9,868,457)	(9,539,716)
Occupancy expenses		(669,347)	(595,066)	(669,347)	(595,066)
Depreciation & amortisation expense		(686,682)	(514,157)	(686,682)	(514,157)
Website expenses		(600,864)	(443,080)	(600,864)	(443,080)
Other expenses		(964,830)	(1,295,588)	(964,761)	(1,295,588)
Deficit from operating activities		(8,268,915)	(10,204,689)	(7,636,446)	(8,963,434)
Finance income	9	1,552,881	2,008,999	1,361,555	1,798,273
Net finance income		1,552,881	2,008,999	1,361,555	1,798,273
Deficit before tax		(6,716,034)	(8,195,690)	(6,274,891)	(7,165,161)
Income tax expense	3(k)	-	-	-	-
Deficit after tax		(6,716,034)	(8,195,690)	(6,274,891)	(7,165,161)
OTHER COMPREHENSIVE INCOME					
Other comprehensive income for the year, net of income tax		-	-	-	-
Total comprehensive loss for the year		(6,716,034)	(8,195,690)	(6,274,891)	(7,165,161)

This statement should be read in conjunction with the accompanying notes.

Consolidated statement of financial position

as at 30 June 2016

	Note	Consolidated		Company	
		2016 \$	2015 \$	2016 \$	2015 \$
CURRENT ASSETS					
Cash and cash equivalents	10	13,891,559	10,170,933	13,687,651	9,972,215
Trade and other receivables	11	834,619	2,701,057	834,619	3,942,312
Investments	12	45,919,066	46,618,409	39,683,509	38,695,264
Total current assets		60,645,244	59,490,399	54,205,779	52,609,791
NON-CURRENT ASSETS					
Plant and equipment	13	372,263	879,107	372,263	879,107
Intangibles	14	56,212	542,477	56,212	542,477
Total non-current assets		428,475	1,421,584	428,475	1,421,584
Total assets		61,073,719	60,911,983	54,634,254	54,031,375
CURRENT LIABILITIES					
Trade and other payables	15	13,290,415	6,407,063	13,290,415	6,407,063
Employee benefits	17	517,963	445,868	517,963	445,868
Total current liabilities		13,808,378	6,852,931	13,808,378	6,852,931
NON-CURRENT LIABILITIES					
Employee benefits	17	90,820	168,497	90,820	168,497
Total non-current liabilities		90,820	168,497	90,820	168,497
Total liabilities		13,899,198	7,021,428	13,899,198	7,021,428
Net assets		47,174,521	53,890,555	40,735,056	47,009,947
EQUITY					
Retained surplus		47,174,521	53,890,555	40,735,056	47,009,947
Total equity		47,174,521	53,890,555	40,735,056	47,009,947

This statement should be read in conjunction with the accompanying notes.

Consolidated statement of changes in equity

for the year ended 30 June 2016

	Consolidated		Company	
	Retained Surplus \$	Total Equity \$	Retained Surplus \$	Total Equity \$
Balance at 1 July 2014	62,086,245	62,086,245	54,175,108	54,175,108
Deficit for the year	(8,195,690)	(8,195,690)	(7,165,161)	(7,165,161)
Other comprehensive income	-	-	-	-
Total comprehensive loss for the year	(8,195,690)	(8,195,690)	(7,165,161)	(7,165,161)
Transactions with owners, recorded directly in equity	-	-	-	-
Balance at 30 June 2015	53,890,555	53,890,555	47,009,947	47,009,947
Balance at 1 July 2015	53,890,555	53,890,555	47,009,947	47,009,947
Deficit for the year	(6,716,034)	(6,716,034)	(6,274,891)	(6,274,891)
Other comprehensive income	-	-	-	-
Total comprehensive loss for the year	(6,716,034)	(6,716,034)	(6,274,891)	(6,274,891)
Transactions with owners, recorded directly in equity	-	-	-	-
Balance at 30 June 2016	47,174,521	47,174,521	40,735,056	40,735,056

This statement should be read in conjunction with the accompanying notes.

Consolidated statement of cash flows

for the year ended 30 June 2016

	Note	Consolidated		Company	
		2016 \$	2015 \$	2016 \$	2015 \$
CASH FLOWS FROM OPERATING ACTIVITIES					
Cash receipts from operations		48,413,011	52,024,652	50,286,666	52,024,652
Cash paid to program suppliers, other suppliers and employees		(46,908,293)	(71,420,406)	(46,908,223)	(71,420,406)
Interest received		1,552,881	2,008,999	1,361,555	1,798,273
Net cash generated from/(used in) operating activities	20	3,057,599	(17,386,755)	4,739,998	(17,597,481)
CASH FLOWS FROM INVESTING ACTIVITIES					
Acquisition of investments		(1,329,048)	-	(988,245)	-
Proceeds from investments		2,028,392	16,661,756	-	16,866,442
Acquisition of plant and equipment	13	(36,317)	(594,773)	(36,317)	(594,773)
Acquisition of intangibles	14	-	(232,500)	-	(232,500)
Net cash from/(used in) investing activities		663,027	15,834,483	(1,024,562)	16,039,169
Net increase/(decrease) in cash and cash equivalents		3,720,626	(1,552,272)	3,715,436	(1,558,312)
Cash and cash equivalents at 1 July 2015		10,170,933	11,723,205	9,972,215	11,530,527
Cash and cash equivalents at 30 June 2016	10	13,891,559	10,170,933	13,687,651	9,972,215

This statement should be read in conjunction with the accompanying notes.

Notes to the consolidated financial statements

for the year ended 30 June 2016

1. Reporting entity

Beyond Blue Limited (the "Company") is a company limited by guarantee, domiciled in Australia. The address of the Company's registered office is 290 Burwood Road, Hawthorn, VIC, 3122. The consolidated financial statements of the Company as at and for the year ended 30 June 2016 comprise the Company and its subsidiary (together referred to as the "Group".) The Company is a not-for-profit entity primarily involved in the business of raising awareness of depression and its related illnesses to the Australian community.

2. Basis of preparation

(a) Statement of compliance

The financial report is a general purpose financial report which has been prepared in accordance with Australian Accounting Standards (AASBs) (including Australian Accounting Interpretations) adopted by the Australian Accounting Standards Board (AASB) and the Australian Charities and Not-for-profits Commission Act 2012. The financial statements were approved by the Board of Directors on 18 October 2016.

(b) Basis of measurement

The financial statements have been prepared on the historical cost basis. Historical cost is generally based on the fair values of the consideration given in exchange for assets.

(c) Functional and presentation currency

These financial statements are presented in Australian dollars, which is the Group's functional currency.

(d) Use of estimates and judgements

The preparation of financial statements in conformity with AASBs requires management to make judgements, estimates and assumptions that affect the application of accounting policies and the reported amounts of assets, liabilities, income and expenses. Actual results may differ from these estimates.

Estimates and underlying assumptions are reviewed on an ongoing basis. Revisions to accounting estimates are recognised in the period in which the estimate is revised and in any future periods affected.

The major areas of judgement refer to plant and equipment, and intangible assets estimates with respect to:

- residual values;
- the estimated costs of dismantling, removing or restoring items of plant and equipment
- useful lives; and
- depreciation methods.

Notes to the consolidated financial statements

for the year ended 30 June 2016

3. Significant accounting policies

The accounting policies set out below have been applied consistently to all periods presented in these financial statements, and have been applied consistently by group entities.

(a) Basis of consolidation

(i) Subsidiaries

Subsidiaries are entities controlled by the Group. The financial statements of subsidiaries are included in the consolidated financial statements from the date that control commences until the date that control ceases.

(ii) Loss of control

Upon the loss of control, the Group derecognises the assets and liabilities of the subsidiary, any non-controlling interests and the other components of equity related to the subsidiary. Any surplus or deficit arising on the loss of control is recognised in profit or loss. If the Group retains any interest in the previous subsidiary, then such interest is measured at fair value at the date that the control is lost. Subsequently it is accounted for as an equity-accounted investment or as an available-for-sale financial asset depending on the level of influence retained.

(iii) Transactions eliminated on consolidation

Intra-group balances and transactions, and any unrealised income and expenses arising from intra-group transactions, are eliminated in preparing the consolidated financial statements.

(b) Financial instruments

(i) Non-derivative financial assets

The Group initially recognises loans and receivables and deposits on the date that they are originated. All other financial assets are recognised initially on the trade date at which the Group becomes a party to the contractual provisions of the instrument.

The Group derecognises a financial asset when the contractual rights to the cash flows from the asset expire, or it transfers the rights to receive the contractual cash flows on the financial asset in a transaction in which substantially all the risks and rewards of ownership of the financial asset are transferred. Any interest in transferred financial assets that is created or retained by the Group is recognised as a separate asset or liability.

Financial assets and liabilities are offset and the net amount presented in the statement of financial position when, and only when, the Group has a legal right to offset the amounts and intends either to settle on a net basis or to realise the asset and settle the liability simultaneously.

The Group has the following non-derivative financial assets: financial assets at fair value through profit or loss, held-to-maturity financial assets, and trade and other receivables.

Notes to the consolidated financial statements

for the year ended 30 June 2016

3. Significant accounting policies (continued)

(b) Financial instruments (continued)

(iii) Non-derivative financial assets (continued)

Held-to-maturity financial assets

If the Group has the positive intent and ability to hold term deposits to maturity, then such financial assets are classified as held-to-maturity. Held-to-maturity financial assets are recognised initially at fair value plus any directly attributable transaction costs. Subsequent to initial recognition held-to-maturity financial assets are measured at amortised cost using the effective interest method, less any impairment losses. Held to maturity financial assets comprise term deposits.

Trade and other receivables

Trade and other receivables are financial assets with fixed or determinable payments that are not quoted in an active market. Such assets are recognised initially at fair value plus any directly attributable transaction costs. Subsequent to initial recognition trade and other receivables are measured at amortised cost using the effective interest method, less any impairment losses. Refer to note 3(f).

Cash and cash equivalents

Cash and cash equivalents comprise cash balances and call deposits with original maturities of three months or less from the acquisition date which are subject to insignificant risk of change in their face value, and are used by the Group in the management of its short term commitments.

(iii) Non-derivative financial liabilities

All financial liabilities are recognised initially on the trade date at which the Group becomes a party to the contractual provisions of the instrument. The Group derecognises a financial liability when its contractual obligations are discharged, or cancelled or expired.

The Group classifies non-derivative financial liabilities into the other financial liabilities category. Such financial liabilities are recognised initially at fair value plus any directly attributable transaction costs. Subsequent to initial recognition, these financial liabilities are measured at amortised cost using the effective interest method. Other financial liabilities comprise trade and other payables.

(iv) Share capital

The Company is limited by guarantee and does not have any share capital. The liability of the members is limited to \$50 each.

(c) Plant and equipment

(i) Recognition and measurement

Items of plant and equipment are measured at cost less accumulated depreciation and impairment losses. Cost includes expenditure that is directly attributable to the acquisition of the asset.

When parts of an item of plant and equipment have different useful lives, they are accounted for as separate items of plant and equipment.

Notes to the consolidated financial statements

for the year ended 30 June 2016

3. Significant accounting policies (continued)

(c) Plant and equipment (continued)

(i) Recognition and measurement (continued)

Gains and losses on disposal of an item of plant and equipment are determined by comparing the proceeds from disposal with the carrying amount of plant and equipment and are recognised net within other income or expense in surplus or deficit.

(ii) Subsequent costs

The cost of replacing a part of an item of plant and equipment is recognised in the carrying amount of the item if it is probable that the future economic benefits embodied within the part will flow to the Group and its cost can be measured reliably. The carrying amount of the replaced part is derecognised. The costs of the day-to-day servicing of plant and equipment are recognised in surplus or deficit.

(iii) Depreciation

Depreciation is calculated over the depreciable amount, which is the cost of an asset, or other amount substituted for cost, less its residual value. Significant components of individual assets are assessed and if a component has a useful life that is different from the remainder of that asset, that component is depreciated separately.

Depreciation is recognised in surplus or deficit on a straight-line basis over the estimated useful lives of each component of an item of plant and equipment. Leased assets are depreciated over the shorter of the lease term and their useful lives unless it is reasonably certain that the Group will obtain ownership by the end of the lease term.

The estimated useful lives in the current and comparative periods are as follows:

• Furniture and fittings	2–5 years
• Computer equipment	2–5 years
• Office equipment	2–5 years
• Leasehold improvements	3–5 years

Depreciation methods, useful lives and residual values are re-assessed at the reporting date.

(d) Intangibles

Other intangible assets that are acquired by the Group and have finite useful lives are measured at cost less accumulated amortisation and accumulated impairment losses. Other intangible assets comprise computer software and website development.

(i) Subsequent expenditure

Subsequent expenditure is capitalised only when it increases the future economic benefits embodied in the specific asset to which it relates. All other expenditure is recognised in surplus or deficit as incurred.

(ii) Amortisation

Amortisation is calculated over the cost of the asset, or another amount substituted for cost, less its residual value.

Notes to the consolidated financial statements

for the year ended 30 June 2016

3. Significant accounting policies (continued)

(d) Intangibles (continued)

(iii) Amortisation (continued)

Amortisation is recognised in the surplus and deficit on a straight line basis over the estimated useful lives of intangible assets, from the date that they are available for use. The estimated useful life for the current and comparative periods is as follows:

- Computer software 3 years
- Website development 3 years

Amortisation methods, useful lives and residual values are reviewed at each financial year-end and adjusted if appropriate.

(e) Leased assets

All leases held during the year are operating leases and are not recognised in the Group's statement of financial position.

(f) Impairment

(i) Non-derivative financial assets

A financial asset not carried at fair value through profit or loss is assessed at each reporting date to determine whether there is objective evidence that it is impaired. A financial asset is impaired if objective evidence indicates that a loss event has occurred after the initial recognition of the asset, and that the loss event had a negative effect on the estimated future cash flows of that asset that can be estimated reliably.

Objective evidence that financial assets (including equity securities) are impaired can include default or delinquency by a debtor, restructuring of an amount due to the Group on terms that the Group would not consider otherwise, indications that a debtor or issuer will enter bankruptcy, the disappearance of an active market for a security. In addition, for an investment in an equity security, a significant or prolonged decline in its fair value below its cost is objective evidence of impairment.

The Group considers evidence of impairment for receivables and held-to-maturity investment securities at both a specific asset and collective level. All individually significant receivables and held-to-maturity investment securities are assessed for specific impairment.

All individually significant receivables and held-to-maturity investment securities found not to be specifically impaired are then collectively assessed for any impairment that has been incurred but not yet identified. Receivables and held-to-maturity investment securities that are not individually significant are collectively assessed for impairment by grouping together receivables and held-to-maturity investment securities with similar risk characteristics.

In assessing collective impairment the Group uses historical trends of the probability of default, timing of recoveries and the amount of loss incurred, adjusted for management's judgement as to whether current economic and credit conditions are such that the actual losses are likely to be greater or less than suggested by historical trends.

Notes to the consolidated financial statements

for the year ended 30 June 2016

3. Significant accounting policies (continued)

(f) Impairment (continued)

(i) *Non-derivative financial assets (continued)*

An impairment loss in respect of a financial asset measured at amortised cost is calculated as the difference between its carrying amount and the present value of the estimated future cash flows discounted at the asset's original effective interest rate. Losses are recognised in surplus or deficit and reflected in an allowance account against receivables or held-to-maturity investments.

Interest on the impaired asset continues to be recognised through the unwinding of the discount. When a subsequent event (e.g. repayment by a debtor) causes the amount of impairment loss to decrease, the decrease in impairment loss is reversed through surplus or deficit.

(ii) *Non-financial assets*

The carrying amounts of the Group's non-financial assets are reviewed at each reporting date to determine whether there is any indication of impairment. If any such indication exists then the asset's recoverable amount is estimated.

An impairment loss is recognised if the carrying amount of an asset exceeds its recoverable amount. Impairment losses are recognised in surplus or deficit.

The recoverable amount of an asset is the greater of its value in use and its fair value less costs to sell. In assessing value in use, the estimated future cash flows are discounted to their present value using a pre-tax discount rate that reflects current market assessments of the time value of money and the risks specific to the asset.

Impairment losses recognised in prior periods are assessed at each reporting date for any indications that the loss has decreased or no longer exists. An impairment loss is reversed if there has been a change in the estimates used to determine the recoverable amount. An impairment loss is reversed only to the extent that the asset's carrying amount does not exceed the carrying amount that would have been determined net of depreciation or amortisation, if no impairment loss had been recognised.

(g) Employee benefits

(i) *Long-term employee benefits*

The Group's net obligation in respect of long-term employee benefits other than defined benefit plans is the amount of future benefit that employees have earned in return for their service in the current and prior periods plus related on-costs; that benefit is discounted to determine its present value, and the fair value of any related assets is deducted. The discount rate is the yield at the reporting date on government bonds that have maturity dates approximating the terms of the Group's obligations and that are denominated in the same currency in which the benefits are expected to be paid.

(ii) *Short-term employee benefits*

Short term employee benefit obligations are measured on an undiscounted basis and are expensed as the related service is provided. Liabilities for employee benefits for wages, salaries and annual leave represent present obligations resulting from employees' services provided to reporting date and are calculated at undiscounted amounts based on remuneration wage and salary rates that the Group expects to pay as at reporting date including related on-costs, such as workers compensation insurance and payroll tax.

Notes to the consolidated financial statements

for the year ended 30 June 2016

3. Significant accounting policies (continued)

(h) Revenue

(i) Government funding

Funding comprises the amounts received from the Commonwealth, State and Territory Governments. Revenue from Government funding is recognised on receipt when there is reasonable assurance that the organisation will comply with grant conditions. Revenue is deferred when contractual arrangements require the repayment of funds not committed to program delivery.

(ii) Donations

Donations are recognised as revenue upon receipt.

(iii) Interest

Interest is recognised as revenue on an accruals basis.

(iv) Other investment income

Other investment income is recognised on contracted terms.

(i) Lease payments

Payments made under operating leases are recognised in surplus or deficit on a straight-line basis over the term of the lease. Lease incentives received are recognised as an integral part of the total lease expense, over the term of the lease.

Determining whether an arrangement contains a lease

At inception of an arrangement, the Group determines whether such an arrangement is or contains a lease. A specific asset is the subject of a lease if fulfilment of the arrangement is dependent on the use of that specified asset. An arrangement conveys the right to use the asset if the arrangement conveys to the Group the right to control the use of the underlying asset.

At inception or upon reassessment of the arrangement, the Group separates payments and other consideration required by such an arrangement into those for the lease and those for other elements on the basis of their relative fair values. If the Group concludes for a finance lease that it is impracticable to separate the payments reliably, an asset and a liability are recognised at an amount equal to the fair value of the underlying asset. Subsequently the liability is reduced as payments are made and imputed finance charge on the liability is recognised using the Group's incremental borrowing rate.

(j) Finance income and expenses

Finance income comprises interest income on funds invested and fair value gains on financial assets at fair value through profit or loss. Interest income is recognised as it accrues, using the effective interest method. Finance expense comprises changes in the fair value of financial assets at fair value through profit and loss.

(k) Income tax

The Group has an exemption from income tax under Section 50-5 of the Income Tax Assessment Act (1997).

(l) Goods and services tax

Revenue, expenses and assets are recognised net of the amount of goods and services tax (GST), except where the amount of GST incurred is not recoverable from the taxation authority. In these circumstances, the GST is recognised as part of the cost of acquisition of the asset or as part of the expense.

Receivables and payables are stated with the amount of GST included. The net amount of GST recoverable from, or payable to, the Australian Tax Office (ATO) is included as a current asset or liability in the balance sheet.

Cash flows are included in the statement of cash flows on a gross basis. The GST components of cash flows arising from investing and financing activities which are recoverable from, or payable to, the ATO are classified as operating cash flows.

Notes to the consolidated financial statements

for the year ended 30 June 2016

(m) Adoption of new and revised Accounting Standards

New and revised AASBs affecting amounts reported and/or disclosures in the financial statements

In the current year, the Group has applied an amendment to AASB and a new Interpretation issued by the Australian Accounting Standards Board (AASB) that are mandatorily effective for an accounting period that begins on or after 1 July 2015, and therefore relevant for the current year end.

AASB 2015-3 'Amendments to Australian Accounting Standards arising from the Withdrawal of AASB 1031 Materiality'

This amendment completes the withdrawal of references to AASB 1031 in all Australian Accounting Standards and Interpretations, allowing that Standard to effectively be withdrawn.

The application of these amendments does not have any material impact on the disclosures or the amounts recognised in the Group's consolidated financial statements.

(n) Standards and Interpretations in issue not yet adopted

At the date of authorisation of the financial statements, the Standards and Interpretations listed below were in issue but not yet effective.

Standard/Interpretation	Effective for annual reporting periods beginning on or after	Expected to be initially applied in the financial year ending
AASB 9 'Financial Instruments', and the relevant amending standards	1 January 2018	30 June 2019
AASB 15 'Revenue from Contracts with Customers', AASB 2014-5 'Amendments to Australian Accounting Standards arising from AASB 15', AASB 2015-8 'Amendments to Australian Accounting Standards – Effective date of AASB 15'	1 January 2018	30 June 2019
AASB 16 'Leases'	1 January 2019	30 June 2020

Notes to the consolidated financial statements

for the year ended 30 June 2016

3. Significant accounting policies (continued)

(n) Standards and Interpretations in issue not yet adopted (continued)

Standard/Interpretation	Effective for annual reporting periods beginning on or after	Expected to be initially applied in the financial year ending
AASB 2014-4 'Amendments to Australian Accounting Standards – Clarification of Acceptable Methods of Depreciation and Amortisation'	1 January 2016	30 June 2017
AASB 2015-1 'Amendments to Australian Accounting Standards – Annual Improvements to Australian Accounting Standards 2012-2014 Cycle'	1 January 2016	30 June 2017
AASB 2015-2 'Amendments to Australian Accounting Standards – Disclosure Initiative: Amendments to AASB 101'	1 January 2016	30 June 2017
AASB 2016-2 'Amendments to Australian Accounting Standards – Disclosure Initiative: Amendments to AASB 107'	1 January 2017	30 June 2018

At the date of authorisation of the financial statements, the following AASB Standards and IFRIC Interpretations were also in issue but not yet effective, although Australian equivalent Standards and Interpretations have not yet been issued.

Standard/Interpretation	Effective for annual reporting periods beginning on or after	Expected to be initially applied in the financial year ending
Clarifications to IFRS 15 'Revenue from Contracts with Customers'	1 January 2018	30 June 2019

These standards are not expected to materially impact *beyondblue* if implemented as drafted.

Notes to the consolidated financial statements

for the year ended 30 June 2016

4. Determination of fair values

A number of the Group's accounting policies and disclosures require the determination of fair value, for both financial and non-financial assets and liabilities. Fair values have been determined for measurement and/or disclosure purpose based on the following methods.

When applicable, further information about the assumptions made in determining fair value is disclosed in the notes specific to the asset or liability.

5. Financial risk management

(a) Overview

The Group has exposure to the following risks from its use of financial instruments:

- credit risk
- liquidity risk
- market risk.

This note presents information about the Group's exposure to each of the above risks, its objectives and policies and processes for measuring and managing risk. Further quantitative disclosures are included throughout this financial report specifically under note 16.

(b) Risk management framework

The Board of Directors has overall responsibility for the establishment and oversight of the risk management framework.

Risk management policies are established to identify and analyse the risks faced by the Group, to set appropriate risk limits and controls, and to monitor risks and adherence to limits. Risk management policies and systems are reviewed regularly to reflect changes in market conditions and the Group's activities.

The Group, through its training and management standards and procedures, is developing a disciplined and constructive control environment in which all employees understand their roles and obligations.

(c) Credit risk

Credit risk is the risk of financial loss to the Group if a counterparty to a financial instrument fails to meet its contractual obligations, and arises principally from the Group's receivables from operating activities and investments.

Trade and other receivables

The Group's exposure to credit risk is influenced mainly by the individual characteristics of each customer. Geographically there is no concentration of credit risk.

Investments

The Group limits its exposure to credit risk by only investing in liquid securities and only with counterparties that have a credit rating equal to or better than the Group.

(d) Liquidity risk

Liquidity risk is the risk that the Group will not be able to meet its financial obligations as they fall due.

The Group's approach to managing liquidity is to ensure, as far as possible, that it will always have sufficient liquidity to meet its liabilities when due, under both normal and stressed conditions, without incurring unacceptable losses or risking damage to the Group's reputation.

Notes to the consolidated financial statements

for the year ended 30 June 2016

(e) Market risk

Market risk is the risk that changes in market prices, such as interest rates and equity prices, will affect the Group's income or the value of its holdings of financial instruments. The objective of market risk management is to manage and control market risk exposures within acceptable parameters, while optimising the return.

All investment transactions are carried out within the guidelines of the Group's Investment Policy.

	Consolidated		Company	
	2016 \$	2015 \$	2016 \$	2015 \$

6. Revenue

GOVERNMENT FUNDING

Commonwealth Government	30,947,664	35,205,091	30,947,664	35,205,091
Australian Capital Territory Government	260,100	70,000	260,100	70,000
New South Wales Government	1,200,000	1,357,445	1,200,000	1,357,445
Northern Territory Government	241,139	39,609	241,139	39,609
Queensland Government	645,086	645,086	645,086	645,086
South Australian Government	278,000	278,000	278,000	278,000
Tasmanian Government	55,393	88,102	55,393	88,102
Victorian Government	2,200,000	3,500,000	2,200,000	3,500,000
Western Australian Government	341,500	393,033	341,500	393,033
	36,168,882	41,576,366	36,168,882	41,576,366

OTHER REVENUE

Donations	11,520,099	9,799,566	11,518,802	9,799,566
Distribution from trust for research projects	-	-	633,697	1,241,255
Other	671,650	582,365	671,650	582,365
	12,191,749	10,381,931	12,824,149	11,623,186

Total revenue	48,360,631	51,958,297	48,993,031	53,199,552
----------------------	-------------------	-------------------	-------------------	-------------------

Notes to the consolidated financial statements

for the year ended 30 June 2016

	Consolidated		Company	
	2016 \$	2015 \$	2016 \$	2015 \$
7. Personnel expenses				
Wages and salaries	9,874,041	9,536,458	9,874,041	9,536,458
(Decrease)/Increase in liability for long service leave	(71,767)	70,542	(71,767)	70,542
Increase/(Decrease) in liability for annual leave	66,183	(67,284)	66,183	(67,284)
	9,868,457	9,539,716	9,868,457	9,539,716

8. Auditors' remuneration

AUDIT SERVICES				
Auditors of the Group				
- Audit and review of financial reports	23,600	22,500	23,600	22,500
- Grant audits	12,100	9,000	12,100	9,000
	35,700	31,500	35,700	31,500

The auditor for the year ended 30 June 2016 is Deloitte Touche Tohmatsu.

9. Finance income

Interest income from bank, term deposits and cheque accounts	1,552,881	2,008,999	1,361,555	1,798,273
Finance income	1,552,881	2,008,999	1,361,555	1,798,273

10. Cash and cash equivalents

Bank balances	13,891,559	10,169,933	13,687,651	9,971,215
Cash on hand	-	1,000	-	1,000
Cash and cash equivalents in the statement of cash flows	13,891,559	10,170,933	13,687,651	9,972,215

Notes to the consolidated financial statements

for the year ended 30 June 2016

	Consolidated		Company	
	2016 \$	2015 \$	2016 \$	2015 \$

11. Trade and other receivables

Trade receivables	138,359	238,195	138,359	238,195
Intercompany	-	-	-	1,241,255
GST receivable	532,706	2,346,764	532,706	2,346,764
Other receivables and prepayments	163,554	116,098	163,554	116,098
	834,619	2,701,057	834,619	3,942,312

The average credit period is 30 days. No interest is charged on overdue amounts. The trade receivables aging and past due for which no allowance for doubtful debt is recognised is disclosed in note 16(a).

12. Investments

CURRENT

Term deposits	45,919,066	46,618,409	39,683,509	38,695,264
Total investments	45,919,066	46,618,409	39,683,509	38,695,264

13. Plant and equipment

FURNITURE AND FITTINGS

At cost	116,219	210,736	116,219	210,736
Accumulated depreciation	(109,416)	(142,861)	(109,416)	(142,861)
	6,803	67,875	6,803	67,875

COMPUTER EQUIPMENT

At cost	577,220	674,483	577,220	674,483
Accumulated depreciation	(497,349)	(513,854)	(497,349)	(513,854)
	79,871	160,629	79,871	160,629

OFFICE EQUIPMENT

At cost	6,729	133,161	6,729	133,161
Accumulated depreciation	(6,729)	(133,161)	(6,729)	(133,161)
	-	-	-	-

Notes to the consolidated financial statements

for the year ended 30 June 2016

	Consolidated		Company	
	2016 \$	2015 \$	2016 \$	2015 \$

13. Plant and equipment (continued)

LEASEHOLD IMPROVEMENTS

At cost	356,986	1,046,295	356,986	1,046,295
Accumulated amortisation	(71,397)	(395,692)	(71,397)	(395,692)
	285,589	650,603	285,589	650,603
Total plant and equipment net book value	372,263	879,107	372,263	879,107

RECONCILIATIONS

Reconciliations of the carrying amounts for each class of plant and equipment are set out below:

FURNITURE AND FITTINGS

Balance at 1 July 2015	67,875	97,697	67,875	97,697
Acquisitions	7,342	-	7,342	-
Disposals	(23,639)	-	(23,639)	-
Depreciation	(44,775)	(29,822)	(44,775)	(29,822)
Balance at 30 June 2016	6,803	67,875	6,803	67,875

COMPUTER EQUIPMENT

Balance at 1 July 2015	160,629	147,673	160,629	147,673
Acquisitions	28,975	106,715	28,975	106,715
Disposals	(14,508)	-	(14,508)	-
Depreciation	(95,225)	(93,759)	(95,225)	(93,759)
Balance at 30 June 2016	79,871	160,629	79,871	160,629

OFFICE EQUIPMENT

Balance at 1 July 2015	-	11,757	-	11,757
Acquisitions	-	-	-	-
Disposals	-	-	-	-
Depreciation	-	(11,757)	-	(11,757)
Balance at 30 June 2016	-	-	-	-

Notes to the consolidated financial statements

for the year ended 30 June 2016

	Consolidated		Company	
	2016 \$	2015 \$	2016 \$	2015 \$
LEASEHOLD IMPROVEMENTS				
Balance at 1 July 2015	650,603	226,133	650,603	226,133
Acquisitions	-	488,058	-	488,058
Disposals	(131,072)	-	(131,072)	-
Depreciation	(233,942)	(63,588)	(233,942)	(63,588)
Balance at 30 June 2016	285,589	650,603	285,589	650,603

14. Intangibles

SOFTWARE				
At cost	755,125	1,081,735	755,125	1,081,735
Accumulated amortisation	(734,603)	(858,313)	(734,603)	(858,313)
	20,522	23,422	20,522	223,422
WEBSITE				
At cost	548,016	686,112	548,016	686,112
Accumulated amortisation	(512,326)	(367,057)	(512,326)	(367,057)
	35,690	319,055	35,690	319,055
Total intangibles	56,212	542,477	56,212	542,477
SOFTWARE				
Balance at 1 July 2015	223,421	324,178	223,421	324,178
Acquisitions	-	32,015	-	32,015
Disposal	(85,032)	-	(85,032)	-
Amortisation	(117,867)	(132,771)	(117,867)	(132,771)
Balance at 30 June 2016	20,522	223,422	20,522	223,422
WEBSITE				
Balance at 1 July 2015	319,056	300,980	319,056	300,980
Acquisitions	-	200,535	-	200,535
Disposal	(88,493)	-	(88,493)	-
Amortisation	(194,873)	(182,460)	(194,873)	(182,460)
Balance at 30 June 2016	35,690	319,055	35,690	319,055

Notes to the consolidated financial statements

for the year ended 30 June 2016

	Consolidated		Company	
	2016 \$	2015 \$	2016 \$	2015 \$
Trade payables	4,939,373	66,915	4,939,373	66,915
Non-trade payables and accrued expenses	8,351,042	6,340,148	8,351,042	6,340,148
	13,290,415	6,407,063	13,290,415	6,407,063

The contractual maturities of trade and other payables are all within 30 days and equal the carrying amount.

16. Financial instruments

(a) Credit risk

Exposure to credit risk

The carrying amount of the Group's financial assets represents the maximum credit exposure. The Group's maximum exposure to credit risk at the reporting date was:

	Note	Consolidated		Company	
		2016 \$	2015 \$	2016 \$	2015 \$
Cash at bank	10	13,891,559	10,169,933	13,687,651	9,971,215
Trade and other receivables	11	834,619	2,701,057	834,619	3,942,312
Investments	12	45,919,066	46,618,409	39,683,509	38,695,264
		60,645,244	59,489,399	54,205,779	52,608,791

Trade and other receivables

The Group's geographical exposure to credit risk for cash and cash equivalents, trade and other receivables and investments at the reporting date resides within Australia.

Impairment losses

The ageing of the Group's trade and other receivables at the reporting date was:

	Gross		Impairment	
	2016 \$	2016 \$	2015 \$	2015 \$
CONSOLIDATED				
Not past due	696,260	-	2,601,712	-
Past due 0-30 days	77,594	-	86,330	-
Past due 31-60 days	58,323	-	760	-
More than 61 days	2,442	-	12,255	-
	834,619	-	2,710,057	-

Notes to the consolidated financial statements

for the year ended 30 June 2016

16. Financial instruments (continued)

	Gross 2016 \$	Impairment 2016 \$	Gross 2016 \$	Impairment 2015 \$
COMPANY				
Not past due	696,260	-	3,842,967	-
Past due 0-30 days	77,594	-	86,330	-
Past due 31-60 days	58,323	-	760	-
More than 61 days	2,442	-	12,255	-
	834,619	-	3,942,312	-

Based on historic default rates, the Group believes that no impairment allowance is necessary, in the current or prior year, in respect of trade and other receivables, the Group has no concentration of customer risk.

(b) Liquidity risk

The contractual maturities of trade and other payables are all within 30 days and equal the carrying amount.

The following table details the association and the Group's remaining contractual maturity for its non-derivative financial assets. The tables have been drawn based on the undiscounted contractual maturities of the financial assets that will be earned on those assets except where the Company/Group anticipates that the cash flow will occur in a different period.

	Weighted average effective interest rate %	Less than 1 month \$	1-3 months \$	3 months to 1 year \$	Total \$
CONSOLIDATED					
2016					
Fixed interest rate instruments	2.97	18,191,943	12,506,201	15,220,922	45,919,066
Trade receivables		834,619	-	-	834,619
Cash and cash equivalents		13,891,559	-	-	13,891,559
Total		32,918,121	12,506,201	15,220,922	60,645,244
2015					
Fixed interest rate instruments	2.98	-	46,265,434	352,975	46,618,409
Trade receivables		2,701,057	-	-	2,701,057
Cash and cash equivalents		10,169,933	-	-	10,169,933
Total		12,870,990	46,265,434	352,975	59,489,399

Notes to the consolidated financial statements

for the year ended 30 June 2016

16. Financial instruments (continued)

(b) Liquidity risk (continued)

		Gross 2016 \$	Impairment 2016 \$	Gross 2016 \$	Impairment 2015 \$
COMPANY					
2016					
Fixed interest rate instruments	3.02	18,191,941	6,270,646	15,220,922	39,683,509
Trade receivables		834,619	-	-	834,619
Cash and cash equivalents		13,687,651	-	-	13,687,651
Total		32,714,211	6,270,646	15,220,922	54,205,779
2015					
Fixed interest rate instruments	2.97	-	38,342,289	352,975	38,695,264
Trade receivables		3,942,312	-	-	3,942,312
Cash and cash equivalents		9,971,215	-	-	9,971,215
Total		13,913,527	38,342,289	352,975	52,608,791

(c) Interest rate risk

At the reporting date the interest rate profile of the Group's interest bearing financial instruments was:

	Note	Consolidated		Company	
		2016 \$	2015 \$	2016 \$	2015 \$
FIXED RATE INSTRUMENTS					
Investments					
Term deposits	12	45,919,066	46,618,409	39,683,509	38,395,264
VARIABLE RATE INSTRUMENTS					
Cash at bank balances	10	13,891,559	10,169,933	13,687,651	9,971,215

Fair value sensitivity analysis for fixed rate instruments

The Group does not account for any fixed rate financial assets and liabilities at fair value through surplus or deficit. Therefore a change in interest rates at the reporting date would not affect surplus or deficit.

Cash flow sensitivity analysis for variable rate instruments

A change of 100 basis points in interest rates at the reporting date would have increased (decreased) surplus or deficit by the amounts shown below. This analysis assumes that all other variables remain constant. The analysis was performed on the same basis for 2015.

16. Financial instruments (continued)

(c) Interest rate risk (continued)

	Surplus or Deficit		Surplus or Deficit	
	100bp Increase	100bp Decrease	100bp Increase	100bp Decrease
	Consolidated		Company	
	\$	\$	\$	\$
30-JUN-16				
Cash and cash equivalents	138,916	(138,916)	136,877	(136,877)
30-JUN-15				
Cash and cash equivalents	101,699	(101,699)	99,712	(99,712)

(d) Currency risk

The Group does not have any exposure to currency risk.

	Consolidated		Company	
	2016	2015	2016	2015
	\$	\$	\$	\$

17. Employee benefits

CURRENT				
Liability for annual leave	390,009	323,826	390,009	323,826
Liability for long service leave	127,954	122,042	127,954	122,042
	517,963	445,868	517,963	445,868
NON-CURRENT				
Liability for long service leave	90,820	168,497	90,820	168,497
	608,783	614,365	608,783	614,365

18. Operating leases

Non-cancellable operating lease rentals are payable as follows:				
Payable within one year	436,968	305,640	436,968	305,640
Payable between 1 and 5 years	1,439,286	1,578,153	1,439,286	1,578,153
Payable later than 5 years	-	-	-	-
	1,876,254	1,883,793	1,876,254	1,883,793

The operating leases above relate to the lease of the Company's office premises.

19. Segment reporting

The Group operates in Australia and is involved in the reduction of the prevalence, risks for and the impact of depressive disorders and increasing the capacity of the Australian community to deal effectively with depression.

Notes to the consolidated financial statements

for the year ended 30 June 2016

20. Reconciliation of cash flows from operating activities

	Consolidated		Company	
	2016 \$	2015 \$	2016 \$	2015 \$
CASH FLOWS FROM OPERATING ACTIVITIES				
Deficit for the year	(6,716,034)	(8,195,690)	(6,274,891)	(7,165,161)
<i>Adjustments for:</i>				
Depreciation and amortisation	686,682	514,157	686,682	514,157
Write off of fixed assets	342,748	-	342,748	-
CASH FLOW FROM OPERATING DEFICIT BEFORE CHANGES IN WORKING CAPITAL	(5,686,604)	(7,681,533)	(5,245,461)	(6,651,004)
Decrease/(Increase) in trade and other receivables	1,866,437	(2,280,409)	3,107,693	(3,521,664)
Increase/(Decrease) in trade and other payables	6,883,352	(7,428,071)	6,883,352	(7,428,071)
(Decrease)/Increase in employee benefits	(5,586)	3,258	(5,586)	3,258
Net cash generated from/(used in) operating activities	3,057,599	(17,386,755)	4,739,998	(17,597,481)

21. Related parties

Transactions with key management personnel

Apart from the details disclosed in this note, no key management personnel have entered into a material contract with the Group and there were no material contracts involving key management personnel's interests existing at year end. Key management personnel include the directors of the Group. There were no key management personnel other than the directors.

Key management personnel compensation

The key management personnel's compensation, comprising of directors' remuneration, included in 'personnel expenses' (see note 7) are as follows:

	2016 \$	2015 \$
Short term employee benefits	586,874	428,213
Post-employment benefits	-	40,680
	586,874	468,893

Notes to the consolidated financial statements

for the year ended 30 June 2016

21. Related parties (continued)

Key management personnel compensation (continued)

The directors and other members of key management personnel of the Group during the year were:

- The Hon Jeff Kennett AC
- Tim Marney
- Georgina Harman
- Professor Brett McDermott
- Professor Steven Larkin
- Associate Professor Michael Baigent
- Professor Michael Kidd AM
- Fiona Coote AM
- Paul Howes
- Johanna Griggs
- The Hon Julia Gillard
- Dr Mukesh Haikerwal
- Dr Jessica Dean

Other related parties

Key management personnel related entities

A number of key management personnel hold positions in other entities that result in them having control or significant influence over the financial or operating policies of these entities.

There were no transactions during the year with any of these entities.

22. Economic dependency

The Group is largely dependent upon the Commonwealth, State and Territory Governments for ongoing funding.

Parent entity

As at, and throughout, the financial year ending 30 June 2016 the parent entity of the Group was Beyond Blue Limited.

Significant subsidiaries

	Country of Incorporation	Ownership interest	
		2016	2015
Beyondblue Depression Research Ancillary Fund Trust	Australia	100	100

The Company, Beyond Blue Limited is the sole trustee of its subsidiary Beyond Blue Depression Research Ancillary Fund Trust.

23. Subsequent events

There has not arisen in the interval between the end of the financial year and the date of this report any item, transaction or event of a material and unusual nature likely, in the opinion of the directors of the Group to affect significantly the operations of the Group, the results of those operation, or the state of affairs of the Group, in future financial years.

24. Contingencies and commitments

There are no contingent liabilities at 30 June 2016. There are no commitments for expenditure at 30 June 2016, other than operating leases at note 18.

Directors' declaration

for the year ended 30 June 2016


The directors of Beyond Blue Limited declare that:

- (a) In the directors' opinion, there are reasonable grounds to believe that the company will be able to pay its debts as and when they become due and payable;
- (b) In the directors' opinion the attached financial statements and notes thereto are in accordance with the *Australian Charities and Not-for-profits Commission Act 2012*, including compliance with accounting standards and giving a true and fair view of the financial position and performance of the company and the consolidated entity.

Signed in accordance with a resolution of the directors made pursuant to s.60.15 of the Australian Charities and Not-for-profits Commission Regulations 2013.

On behalf of the Directors:

Dated at Melbourne this 18th day of October 2016.



The Honourable Jeffrey Kennett AC
Director



Mr Tim Marney
Director

Auditor's independence declaration

Deloitte.

Deloitte Touche Tohmatsu
ABN 74 490 121 060

550 Bourke Street
Melbourne VIC 3000
GPO Box 78
Melbourne VIC 3001 Australia

DX: 111
Tel: +61 (0) 3 9671 7000
Fax: +61 (0) 3 9671 7001
www.deloitte.com.au

Board of Directors
Beyond Blue Limited
40 Burwood Road
HAWTHORN WEST VIC 3122

18 October 2016

Beyond Blue Limited

Dear Members,

In accordance with the *Australian Charities and Not-for profits Commission Act 2012*, I am pleased to provide the following declaration of independence to the directors of Beyond Blue Limited.

As lead audit partner for the audit of the financial statements of Beyond Blue Limited for the financial year ended 30 June 2015, I declare that to the best of my knowledge and belief, there have been no contraventions of:

- (i) the auditor independence requirements as set out in the *Australian Charities and Not-for profits Commission Act 2012* in relation to the audit; and
- (ii) any applicable code of professional conduct in relation to the audit.

Yours sincerely


DELOITTE TOUCHE TOHMATSU



Robert Collie
Partner
Chartered Accountants

Independent auditor's report

Deloitte.

Deloitte Touche Tohmatsu
ABN 74 490 121 060

550 Bourke Street
Melbourne VIC 3000
GPO Box 78
Melbourne VIC 3001 Australia

DX: 111
Tel: +61 (0) 3 9671 7000
Fax: +61 (0) 3 9671 7001
www.deloitte.com.au

Independent Auditor's Report to the members of Beyond Blue Limited

We have audited the accompanying financial report of Beyond Blue Limited which comprises the statement of financial position as at 30 June 2016, the statement of profit or loss and other comprehensive income, the statement of cash flows and the statement of changes in equity for the year ended on that date, notes comprising a summary of significant accounting policies and other explanatory information, and the directors' declaration of the consolidated entity comprising the company and the entities it controlled at the year's end from time to time during the financial year as set out on pages 9 to 34.

Directors' Responsibility for the Financial Report

The directors of the company are responsible for the preparation of the financial report that gives a true and fair view in accordance with Australian Accounting Standards and the *Australian Charities and Not-for-profits Commission Act 2012* (the ACNC Act) and for such internal control as the directors determine is necessary to enable the preparation of the financial report that gives a true and fair view and is free from material misstatement, whether due to fraud or error.

Auditor's Responsibility

Our responsibility is to express an opinion on the financial report based on our audit. We conducted our audit in accordance with Australian Auditing Standards. Those standards require that we comply with relevant ethical requirements relating to audit engagements and plan and perform the audit to obtain reasonable assurance whether the financial report is free from material misstatement.

An audit involves performing procedures to obtain audit evidence about the amounts and disclosures in the financial report. The procedures selected depend on the auditor's judgement, including the assessment of the risks of material misstatement of the financial report, whether due to fraud or error. In making those risk assessments, the auditor considers internal control, relevant to the entity's preparation of the financial report that gives a true and fair view, in order to design audit procedures that are appropriate in the circumstances, but not for the purpose of expressing an opinion on the effectiveness of the entity's internal control. An audit also includes evaluating the appropriateness of accounting policies used and the reasonableness of accounting estimates made by the directors, as well as evaluating the overall presentation of the financial report.

We believe that the audit evidence we have obtained is sufficient and appropriate to provide a basis for our audit opinion.

Liability limited by a scheme approved under Professional Standards Legislation
Member of Deloitte Touche Tohmatsu Limited

Independent auditor's report


Deloitte.

Opinion

In our opinion, the financial report of Beyond Blue Limited is in accordance with the Division 60 of the ACNC Act, including:

- (a) giving a true and fair view of the company's and consolidated entity's financial position as at 30 June 2016 and of their performance and cash flows for the year ended on that date; and
- (b) complying with Australian Accounting Standards and Division 60 of the *Australian Charities and Not-for-profits Commission Regulation 2013*.


DELOITTE TOUCHE TOHMATSU


Robert Collie
Partner
Chartered Accountants
Melbourne, 18 October 2016

This page has been left
intentionally blank

Annual financial statements

Beyondblue Depression Research Ancillary Fund Trust

for the year ended 30 June 2016

ABN 41 688 712 705

Statement of profit and loss and other comprehensive income

for the year ended 30 June 2016

	Note	2016 \$	2015 \$
Revenue	4	1,297	-
Project expenses		(633,767)	(1,241,255)
Deficit from operating activities		(632,470)	(1,241,255)
Net finance income	5	191,326	210,726
Deficit before tax		(441,144)	(1,030,529)
Income tax expense		-	-
Deficit after tax		(441,144)	(1,030,529)
Other comprehensive income			
Other comprehensive income for the year, net of income tax		-	-
Total comprehensive deficit		(441,144)	(1,030,529)

This statement should be read in conjunction with the accompanying notes.

Statement of financial position

for the year ended 30 June 2016

	Note	2016 \$	2015 \$
CURRENT ASSETS			
Cash and cash equivalents	6	203,908	198,718
Investments	7	6,235,556	7,923,145
Total current assets		6,439,464	8,121,863
NON-CURRENT ASSETS			
Total non-current assets		-	-
Total assets		6,439,464	8,121,863
CURRENT LIABILITIES			
Trade and other payables			
Total current liabilities		-	1,241,255
NON-CURRENT LIABILITIES			
Total non-current liabilities		-	-
Total liabilities		-	1,241,255
Net assets		6,439,464	6,880,608
EQUITY			
Retained surplus		6,439,464	6,880,608
Total equity		6,439,464	6,880,608

This statement should be read in conjunction with the accompanying notes.

Statement of changes in equity

for the year ended 30 June 2016

	Retained surplus \$	Total equity \$
Balance at 1 July 2014	7,911,137	7,911,137
Deficit for the year	(1,030,529)	(1,030,529)
Other comprehensive income	-	-
Total comprehensive loss for the year	(1,030,529)	(1,030,529)
Transactions with owners, recorded directly in equity	-	-
Balance at 30 June 2015	6,880,608	6,880,608
Balance at 1 July 2015	6,880,608	6,880,608
Deficit for the year	(441,144)	(441,144)
Other comprehensive income	-	-
Total comprehensive loss for the year	(441,144)	(441,144)
Transactions with owners, recorded directly in equity	-	-
Balance at 30 June 2016	6,439,464	6,439,464

This statement should be read in conjunction with the accompanying notes.

Statement of cash flows

for the year ended 30 June 2016

	Note	2016 \$	2015 \$
CASH FLOWS FROM OPERATING ACTIVITIES			
Donations received		1,297	-
Cash paid to program suppliers and other suppliers		(1,875,022)	-
Interest received		191,326	210,726
Net cash (used in)/generated from operating activities	9	(1,682,399)	210,726
CASH FLOWS FROM INVESTING ACTIVITIES			
Acquisition of investments		(340,803)	(204,686)
Proceeds of investments		2,028,392	-
Net cash provided by/(used in) investing activities		1,687,589	(204,686)
Net increase in cash and cash equivalents		5,190	6,040
Cash and cash equivalents at 1 July 2015		198,718	192,678
Cash and cash equivalents at 30 June 2016	6	203,908	198,718

This statement should be read in conjunction with the accompanying notes.

Notes to the financial statements

for the year ended 30 June 2016

1. Reporting entity

The Beyondblue Depression Research Ancillary Fund Trust (the "Trust") is domiciled in Australia. The address of the Trust's registered office is 290 Burwood Road, Hawthorn, VIC 3122. The Trust is a not-for-profit entity primarily involved in the business of raising awareness of depression and its related illnesses to the Australian community.

The trustee of the Trust is Beyond Blue Limited.

In the opinion of the Directors of the Corporate Trustee, the Trust is not a reporting entity. The financial report of the Trust has been drawn up as a special purpose financial report for the purpose of fulfilling the requirements of the Trust Deed dated 11 February 2002, and in accordance with the Australian Charities and Not-for-profits Commission Act 2012.

2. Basis of preparation

(a) Statement of compliance

The special purpose financial report has been prepared in accordance with the recognition, measurement and classification aspects of all applicable Australian Accounting Standards (AASBs) adopted by the Australian Accounting Standards Board (AASB).

The financial report does not include the disclosure requirements of all AASBs except for the following minimum requirements:

- AASB 101 Presentation of Financial Statements
- AASB 107 Statement of Cash Flows
- AASB 108 Accounting Policies, Changes in Accounting Estimates and Errors
- AASB 1048 Interpretation and Application of Standards
- AASB 1054 Australian Additional Disclosures.

The financial report was approved by the directors of the Trustee on 18 October 2016.

(b) Basis of measurement

The financial statements have been prepared on the historical cost basis.

(c) Functional and presentation currency

These financial statements are presented in Australian dollars, which is the Trust's functional currency.

(d) Use of estimates and judgements

There were no significant estimates used in the financial statements.

Notes to the financial statements

for the year ended 30 June 2016

3. Significant accounting policies

The accounting policies set out below have been applied consistently to all periods presented in these financial statements.

(a) Financial instruments

(i) *Non-derivative financial assets*

The Trust initially recognises receivables and deposits on the date that they are originated. All other financial assets are recognised initially on the trade date at which the Trust becomes a party to the contractual provisions of the instrument.

The Trust derecognises a financial asset when the contractual rights to the cash flows from the asset expire, or it transfers the rights to receive the contractual cash flows on the financial asset in a transaction in which substantially all the risks and rewards of ownership of the financial asset are transferred. Any interest in transferred financial assets that is created or retained by the Trust is recognised as a separate asset or liability.

Financial assets and liabilities are offset and the net amount presented in the statement of financial position when, and only when, the Trust has a legal right to offset the amounts and intends either to settle on a net basis or to realise the asset and settle the liability simultaneously.

The Trust has the following non-derivative financial assets: held-to-maturity financial assets, and receivables.

Held-to-maturity financial assets

If the Trust has the positive intent and ability to hold term deposits to maturity, then such financial assets are classified as held-to-maturity. Held-to-maturity financial assets are recognised initially at fair value plus any directly attributable transaction costs. Subsequent to initial recognition held-to-maturity financial assets are measured at amortised cost using the effective interest method, less any impairment losses.

Receivables

Trade and other receivables are financial assets with fixed or determinable payments that are not quoted in an active market. Such assets are recognised initially at fair value plus any directly attributable transaction costs. Subsequent to initial recognition trade and other receivables are measured at amortised cost using the effective interest method, less any impairment losses. Receivables comprise cash and cash equivalents and trade and other receivables.

Cash and cash equivalents

Cash and cash equivalents comprise cash balances and call deposits with original maturities of three months or less from the acquisition date that are subject to an insignificant risk of change in their fair value, and are used by the Trust in the management of its short term commitments.

Notes to the financial statements

for the year ended 30 June 2016

3. Significant accounting policies (continued)

(a) Financial instruments (continued)

(iii) *Non-derivative financial liabilities*

All financial liabilities are recognised initially on the trade date at which the Trust becomes a party to the contractual provisions of the instrument. The Trust derecognises a financial liability when its contractual obligations are discharged, or cancelled or expired.

The Trust classified non-derivative financial liabilities into the other financial liabilities category. Such financial liabilities are recognised initially at fair value plus any directly attributable transaction costs. Subsequent to initial recognition these financial liabilities are measured at amortised cost using the effective interest method. Other financial liabilities comprise trade and other payables.

(b) Impairment

(i) *Non-derivative financial assets*

A financial asset not carried at fair value through profit or loss is assessed at each reporting date to determine whether there is objective evidence that it is impaired. A financial asset is impaired if objective evidence indicates that a loss event has occurred after the initial recognition of the asset, and that the loss event had a negative effect on the estimated future cash flows of that asset that can be estimated reliably.

Objective evidence that financial assets (including equity securities) are impaired can include default or delinquency by a debtor, restructuring of an amount due to the trust on terms that the Trust would not consider otherwise, indications that a debtor or issuer will enter bankruptcy, the disappearance of an active market for a security.

The Trust considers evidence of impairment for receivables and held-to-maturity investment securities at both a specific asset and collective level. All individually significant receivables and held-to-maturity investment securities are assessed for specific impairment.

All individually significant receivables and held-to-maturity investment securities found not to be specifically impaired are then collectively assessed for any impairment that has been incurred but not yet identified. Receivables and held-to-maturity investment securities that are not individually significant are collectively assessed for impairment by grouping together receivables and held-to-maturity investment securities with similar risk characteristics.

In assessing collective impairment the Trust uses historical trends of the probability of default, timing of recoveries and the amount of loss incurred, adjusted for management's judgement as to whether current economic and credit conditions are such that the actual losses are likely to be greater or less than suggested by historical trends.

An impairment loss in respect of a financial asset measured at amortised cost is calculated as the difference between its carrying amount and the present value of the estimated future cash flows discounted at the asset's original effective interest rate. Losses are recognised in surplus or deficit and reflected in an allowance account against receivables or held-to-maturity investments. Interest on the impaired asset continues to be recognised through the unwinding of the discount. When a subsequent event (e.g. repayment by a debtor) causes the amount of impairment loss to decrease, the decrease in impairment loss is reversed through surplus or deficit.

Notes to the financial statements

for the year ended 30 June 2016

3. Significant accounting policies (continued)

(c) Revenue

Donations

Donations are recognised as revenue upon receipt.

(d) Finance income and expenses

Finance income comprises interest income on funds invested. Interest income is recognised as it accrues, using the effective interest method.

(e) Income tax

The Trust has an exemption from income tax under Section 50-5 of the Income Tax Assessment Act (1997).

(f) Goods and services tax

Revenue, expenses and assets are recognised net of the amount of goods and services tax (GST), except where the amount of GST incurred is not recoverable from the taxation authority. In these circumstances, the GST is recognised as part of the cost of acquisition of the asset or as part of the expense.

Receivables and payables are stated with the amount of GST included. The net amount of GST recoverable from, or payable to, the Australian Tax Office (ATO) is included as a current asset or liability in the balance sheet.

Cash flows are included in the statement of cash flows on a gross basis. The GST components of cash flows arising from investing and financing activities which are recoverable from, or payable to, the ATO are classified as operating cash flows.

Notes to the financial statements

for the year ended 30 June 2016

	2016 \$	2015 \$
--	------------	------------

4. Revenue

Donations	1,297	-
Total revenue	1,297	-

5. Finance income

Interest income from bank, term deposits and cheque accounts	191,326	210,726
Finance income	191,326	210,726

6. Cash and cash equivalents

Bank balances	203,908	198,718
Cash and cash equivalents in the statement of cash flows	203,908	198,718

7. Investments

CURRENT

Term deposits	6,235,556	7,923,145
	6,235,556	7,923,145

8. Trade and other payables

Intercompany payable	-	1,241,255
	-	1,241,255

9. Reconciliation of cash flows from operating activities

Deficit for the year	(441,144)	(1,030,529)
Operating deficit before changes in working capital	(441,144)	(1,030,529)
(Decrease)/increase in trade and other payables	(1,241,255)	1,241,255
Net cash (used in)/generated from operating activities	(1,682,399)	210,726

Notes to the financial statements

for the year ended 30 June 2016

10. Subsequent events

There has not arisen in the interval between the end of the financial year and the date of this report any item, transaction or event of a material and unusual nature likely, in the opinion of the directors of the Trust to affect significantly the operations of the Trust, the results of those operations, or the state of affairs of the Trust, in future financial years.

11. Contingencies and commitments

There are no contingent liabilities at 30 June 2016.
There are no commitments for expenditure at 30 June 2016.

Directors' declaration


for the year ended 30 June 2016

In the opinion of the directors of the Corporate Trustee of Beyondblue Depression Research Ancillary Fund Trust ("the Trust"):

- (a) the Trust is not a reporting entity;
- (b) In the directors' opinion, there are reasonable grounds to believe that the Trust will be able to pay its debts as and when they become due and payable;
- (c) In the directors' opinion the attached financial statements and notes thereto are in accordance with the Australian Charities and Not-for-profits Commission Act 2012, including compliance with accounting standards and giving a true and fair view of the financial position and performance of the Trust.

Signed in accordance with a resolution of the directors of the Corporate Trustee

On behalf of the Directors of the Corporate Trustee



The Honourable Jeffrey Kennett AC
Director



Mr Tim Marney
Director

18th October 2016.

Auditor's independence declaration

Deloitte.

Deloitte Touche Tohmatsu
ABN 74 490 121 060

550 Bourke Street
Melbourne VIC 3000
GPO Box 78
Melbourne VIC 3001 Australia

DX: 111
Tel: +61 (0) 3 9671 7000
Fax: +61 (0) 3 9671 7001
www.deloitte.com.au

Board of Directors
Beyond Blue Limited
40 Burwood Road
HAWTHORN WEST VIC 3122

18 October 2016

Beyondblue Depression Research Ancillary Fund Trust


Dear Trustees,

In accordance with the *Australian Charities and Not-for profits Commission Act 2012*, I am pleased to provide the following declaration of independence to the trustees of the Beyondblue Depression Research Ancillary Fund Trust.

As lead audit partner for the audit of the financial statements of the Beyondblue Depression Research Ancillary Fund Trust for the financial year ended 30 June 2016, I declare that to the best of my knowledge and belief, there have been no contraventions of:

- (i) the auditor independence requirements as set out in the *Australian Charities and Not-for profits Commission Act 2012* in relation to the audit; and
- (ii) any applicable code of professional conduct in relation to the audit.

Yours sincerely



DELOITTE TOUCHE TOHMATSU



Robert Collie
Partner
Chartered Accountants

Independent auditor's report

Deloitte.

Deloitte Touche Tohmatsu
ABN 74 490 121 060

550 Bourke Street
Melbourne VIC 3000
GPO Box 78
Melbourne VIC 3001 Australia

DX: 111
Tel: +61 (0) 3 9671 7000
Fax: +61 (0) 3 9671 7001
www.deloitte.com.au

Independent Auditor's Report to the Trustees of Beyondblue Depression Research Ancillary Fund Trust

We have audited the accompanying financial report, being a special purpose financial report, of Beyondblue Depression Research Ancillary Fund Trust (the "Trust"), which comprises the statement of financial position as at 30 June 2016, the statement of profit or loss and other comprehensive income, the statement of cash flows and the statement of changes in equity for the year then ended, notes comprising a summary of significant accounting policies and other explanatory information, and Directors of the Trustee's declaration as set out on pages 40 to 50.

The Responsibility of the Directors of the Trustee for the Financial Report

The Directors of the Trustee are responsible for the preparation of the financial report and have determined that the basis of preparation described in note 2 to the financial report is appropriate to meet the requirements of the Trust Deed and the *Australian Charities and Not-for-profits Commission Act 2012* ("ACNC Act") and the needs of the Trustees. The Directors of the Trustee's responsibility also includes such internal control as the Directors of the Trustee determine is necessary to enable the preparation of the financial report that gives a true and fair view and is free from material misstatement, whether due to fraud or error.

Auditor's Responsibility

Our responsibility is to express an opinion on the financial report based on our audit. We conducted our audit in accordance with Australian Auditing Standards. Those standards require that we comply with relevant ethical requirements relating to audit engagements and plan and perform the audit to obtain reasonable assurance whether the financial report is free from material misstatement.

An audit involves performing procedures to obtain audit evidence about the amounts and disclosures in the financial report. The procedures selected depend on the auditor's judgement, including the assessment of the risks of material misstatement of the financial report, whether due to fraud or error. In making those risk assessments, the auditor considers internal control relevant to the entity's preparation and fair presentation of the financial report in order to design audit procedures that are appropriate in the circumstances, but not for the purpose of expressing an opinion on the effectiveness of the entity's internal control. An audit also includes evaluating the appropriateness of accounting policies used and the reasonableness of accounting estimates made by Board of Trustee, as well as evaluating the overall presentation of the financial report.

We believe that the audit evidence we have obtained is sufficient and appropriate to provide a basis for our audit opinion.

Liability limited by a scheme approved under Professional Standards Legislation
Member of Deloitte Touche Tohmatsu Limited

Independent auditor's report

Deloitte.

Auditor's Opinion

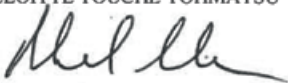
In our opinion, the financial report of Beyondblue Depression Research Ancillary Fund Trust is prepared in accordance with the Division 60 of the ACNC Act, including:

- (a) giving a true and fair view of the Trust's financial position as at 30 June 2016 and of its performance and cash flows for the year ended on that date; and
- (b) complying with Australian Accounting Standards to the extent described in note 2, the Trust Deed and Division 60 of the *Australian Charities and Not-for-profits Regulation 2013*.

Basis of Accounting and Restriction on Distribution and Use

Without modifying our opinion, we draw attention to Note 2 to the financial report, which describes the basis of accounting. The financial report has been prepared to assist Beyondblue Depression Research Ancillary Fund Trust to meet the financial reporting requirements of the Trust Deed and the *Australian Charities and Not-for-profits Commission Act 2012*, Act. As a result, the financial report may not be suitable for another purpose. Our report is intended solely for the Directors of the Trustee and should not be distributed to or used by parties other than the Directors of the Trustee.


DELOITTE TOUCHE TOHMATSU


Robert Collie
Partner
Chartered Accountants
Melbourne, 18 October 2016

This page has been left
intentionally blank

This page has been left
intentionally blank





Where to find more information

beyondblue

www.beyondblue.org.au


Learn more about anxiety, depression and suicide prevention, or talk through your concerns with our Support Service. Our trained mental health professionals will listen, provide information and advice, and point you in the right direction so you can seek further support.

 1300 22 4636

 Email or  chat to us online at www.beyondblue.org.au/getsupport

 facebook.com/beyondblue

 [@beyondblue](https://twitter.com/beyondblue)

 [@beyondblueofficial](https://instagram.com/beyondblueofficial)

 [beyondblue](https://linkedin.com/company/beyondblue)

Donate online www.beyondblue.org.au/donations