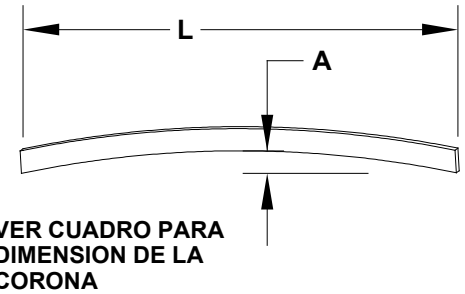
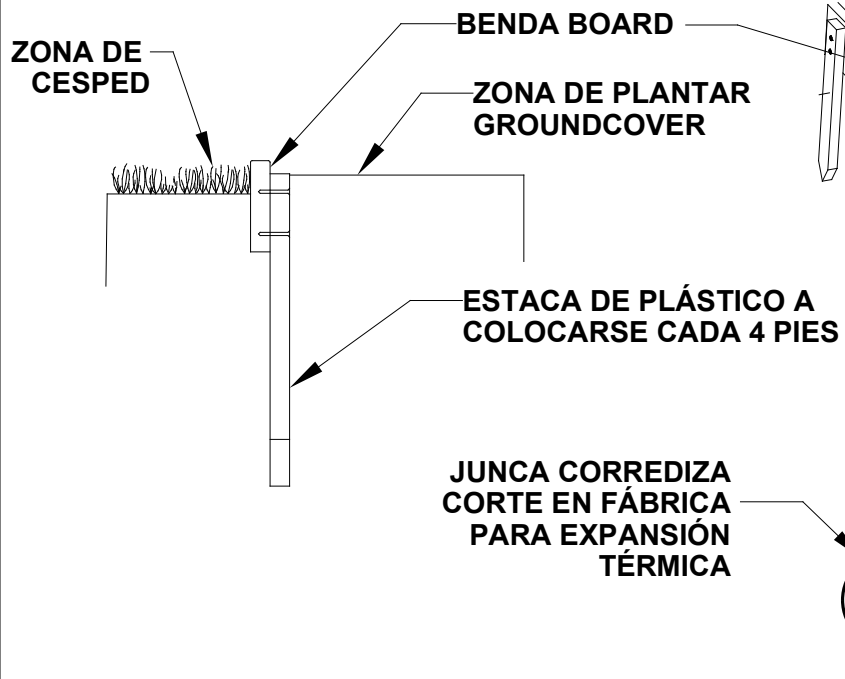
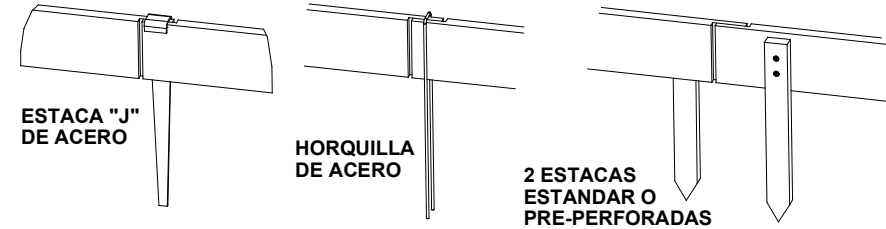


OPCIONES PARA CONEXION DE TABLAS BENDA



DESCRIPCIÓN NOMINAL	NÚMERO DEL PRODUCTO	COLOR	DIMENSIÓN REAL P x A x L	RADIO MÍNIMO	SEPARACIÓN	CORONA MÁXIMA A / L
1 x 4 x 20	100036729	REDWOOD	.72in X 3.35in X 19ft 10in 1.82cm X 8.5cm X 6.04m	24"	1/4" - 1/2"	19" / 20'
	100036733	SAND				
	100059386	TEAK				
	100051993	BLACK				
2 x 4 x 20	100036731	REDWOOD	1.37in X 3.4in X 19ft 10in 3.47cm X 8.63cm X 6.04m	36"	1/2" - 3/4"	16" / 20'
	100059389	TEAK				
1 x 6 x 20	100036730	REDWOOD	.65in X 5.35in X 19ft 10in 1.65cm X 13.58cm X 6.04m	24"	1/2" - 3/4"	9" / 20'
	100082778	BLACK				
	100059387	TEAK				
2 x 6 x 16	100036732	REDWOOD	1.35in X 5.4in X 15ft 10in 3.42cm X 13.71cm X 4.82m	36"	3/4" - 1"	N/A

BENDA BOARD HEADER BOARD DETAIL # 110-A-S

HECHO EN USA POR EPIC PLASTICS
104 E. TURNER RD, LODI CA 95240
www.epicplastics.com

209.333.6161

LAS TABLAS EPIC SON SOLO PARA USO NO-ESTRUCTURAL