




**Loops from Camp One
or Hwy 20 pullout**

Hwy 20 Milemarker 5.85 Main access road to Camp One on Road 350.
P = park here. Not all trail/old roads have been cleared.
Loop to Bob Woods meadow off Rd 361 not shown.

 JDSF Property Line

-  Ride - dirt or rock road
-  Ride - trail/old road
-  Main rock road

1:25,000
1 inch = 2,083 feet 