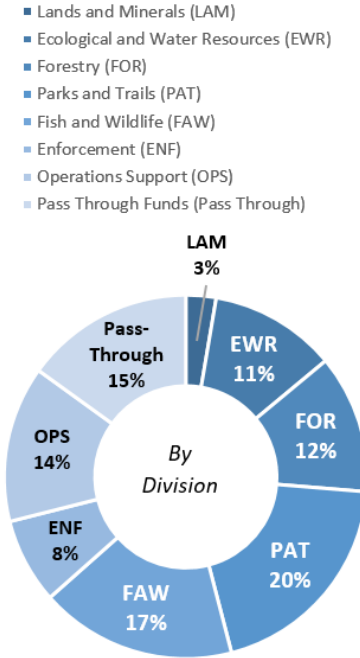


Department of Natural Resources Budget Overview FY 2020-21

Expenditures by Division

Our mission is to conserve and manage natural resources, provide outdoor recreation opportunities and provide for commercial uses of resources that creates a sustainable quality of life.

Every dollar in our budget contributes to this mission. Our biennial budget is \$1.2 billion, which comes from a mixture of dedicated and direct appropriations. Spending is divided across our seven divisions and dollars that are passed through to non-state entities. Our largest division is Parks and Trails, which accounts for 23% of our total spending, while Lands and Minerals, our smallest division, constitutes 2%. Our budget includes roughly \$205 million of internal billing, which pays for various administrative and other services.



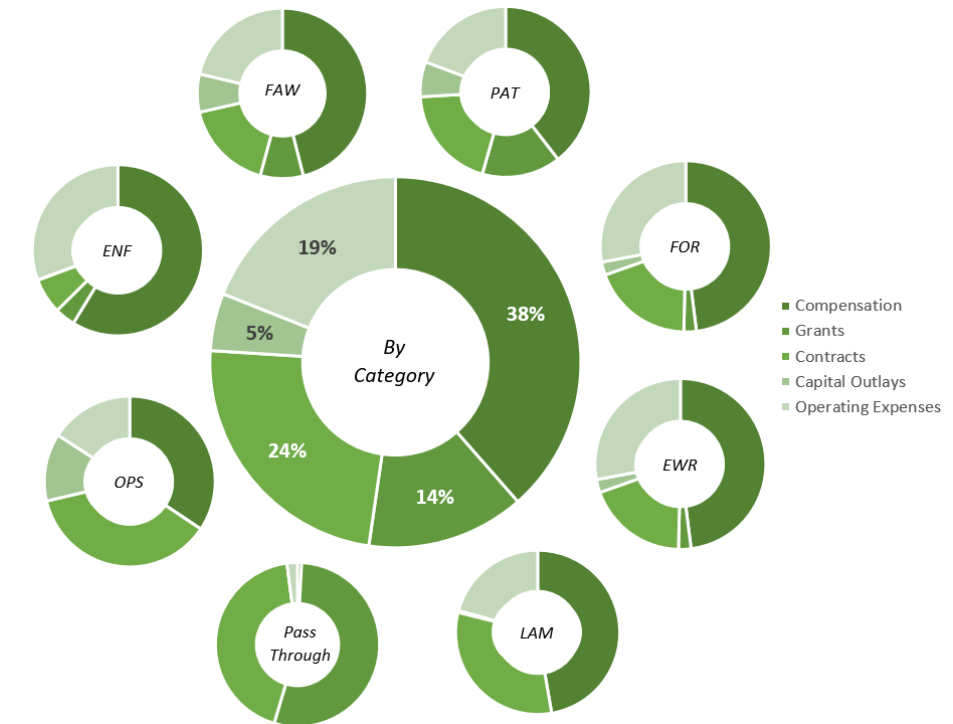
Expenditures by Spending Category

The largest portion of our budget is spent on compensation. We employed 4,300 people across the state over the course of FY 2019. These employees worked over 5.5 million hours, which translates into over 2,600 full time equivalents (FTEs).

Program	2011	2012	2013	2014	2015	2016	2017	2018	2019
LAM	103	91	94	92	88	89	82	83	82
EWR	328	318	371	393	406	414	413	409	395
FOR	450	459	470	423	451	463	462	467	462
PAT	608	552	604	587	579	571	560	571	578
FAW	578	549	585	602	617	629	615	584	581
ENF	240	247	249	237	240	243	238	233	244
OPS	280	281	349	358	367	365	291	290	296
Total	2,618	2,520	2,745	2,715	2,766	2,794	2,661	2,637	2,640

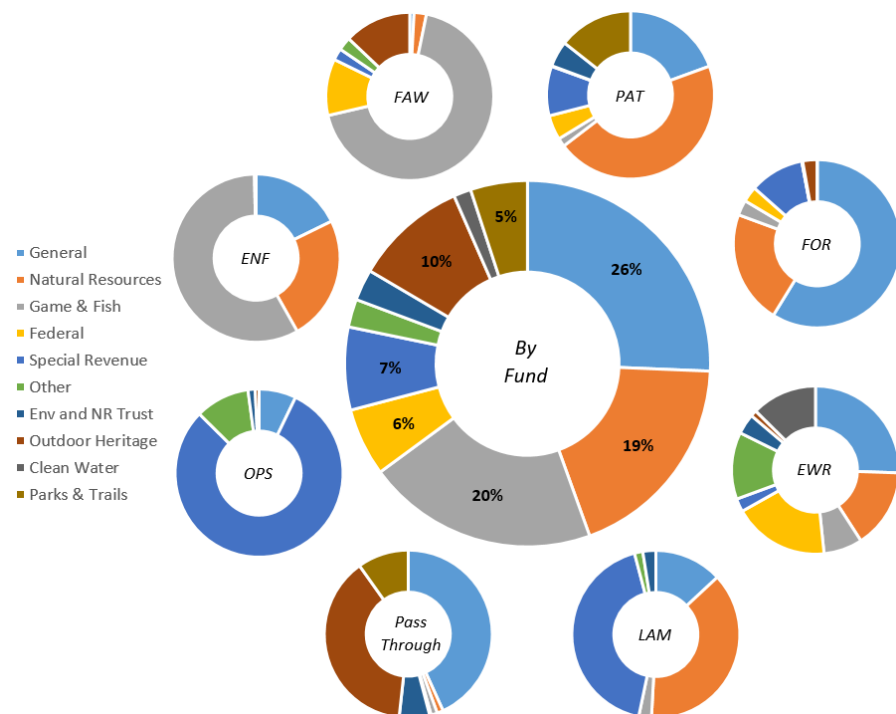
Our next largest spending categories are operating expenses and contracts. Examples of operating expenses include supplies, equipment, rent, vehicles, and mileage. We contract for services when we need skills or services we do not provide or when our internal staffing is insufficient.

Additionally, we send nearly \$213.4 million out the door to local governments and non-governmental organizations to help fulfill our mission. This accounts for 15% of our budget.



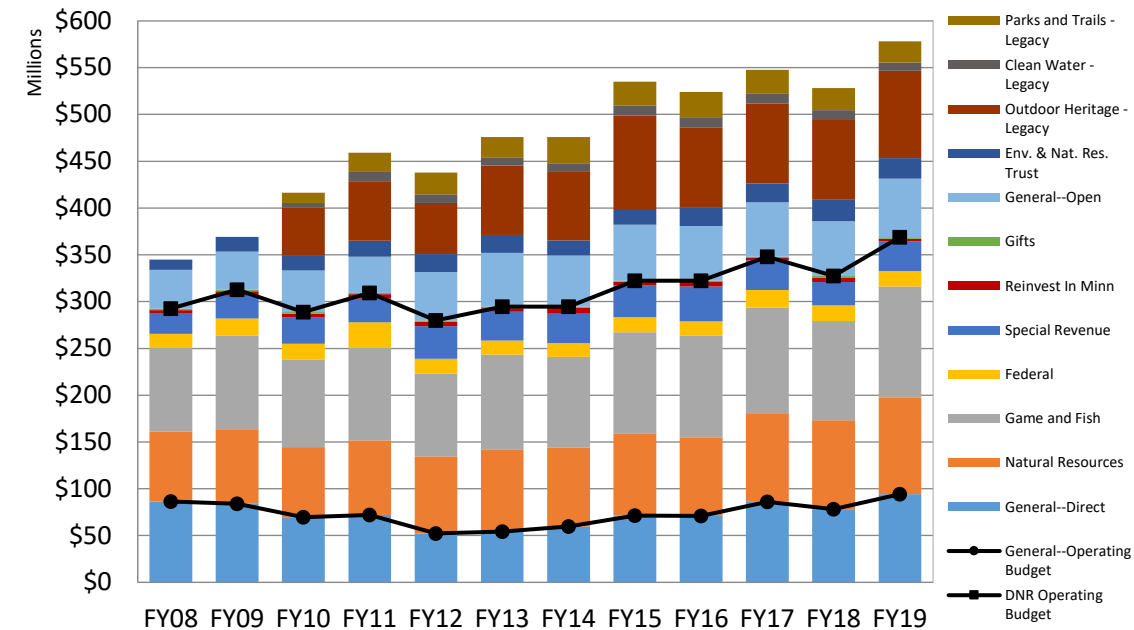
Expenditures by Fund

We manage our budget across 50 funds. About 63% of our budget comes from the General Fund, the Game and Fish Fund, and the Natural Resources Fund. About 20% of our FY2020-21 budget comes from one-time appropriations from Legacy Funds and the Environment and Natural Resources Trust Fund.



Expenditures by Fund Since FY 2008

Our budget has changed over the past decade. Most notably, new revenues generated through the Clean Water, Land and Legacy Amendment has provided us the opportunity to focus on special projects outside of our regular base spending. The top line tracks our operating budget, which has seen a slight increase over time (averaging 2% annually). The bottom line shows our General Fund budget over the same period, which follows a similar trend.



Information by Fund

General Fund

Our General Fund budget is \$311.2 million for the FY2020-21 Biennium. Fifty-nine percent of this are direct appropriations to fulfill our mission. The other 41% are "open" appropriations, which means they are available to us "as needed." We use these funds to manage forest fires and make payments to tribes and counties based on treaties and statute. This includes the Payment-in-Lieu of Taxes (PILT) payment we make to counties, which is \$36.3 million dollars each year.

Direct appropriations from the General Fund play an important role in our budget because they are our most flexible funding source. They allow us to meet the needs in the field, including responding to emergencies and urgent, unexpected needs.

Find more fund-specific information on page 2

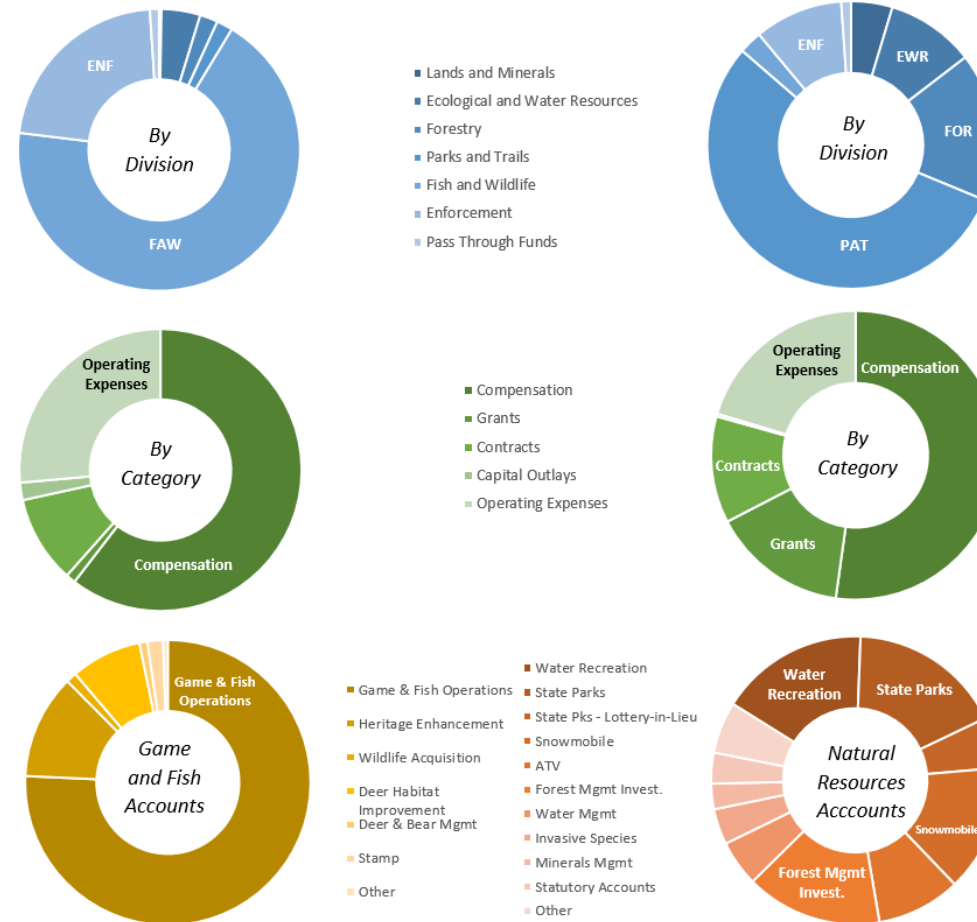


Department of Natural Resources Budget Overview FY 2020-21

Game and Fish Fund

The Game and Fish Fund (GFF) supports management, monitoring, and protection of fish and wildlife resources as well as the enforcement of game and fish laws. Our Fish and Wildlife Division accounts for 68% of our GFF expenditures, over half of which we spend on compensation. The fund is sourced by a variety of revenues that directly relate to the programs they support. Sales of hunting and fishing licenses contributed 45% of GFF total revenue in FY 2019, while federal dollars for hunting and fishing contribute 37%. A citizen oversight group plays an important role in making recommendations for improvements in management and use of money in the fund. GFF spending is 20% of our total budget.

Game and Fish Fund Revenue					
	\$ in 000s				
	2016	2017	2018	2019	2020
	Actual	Actual	Actual	Actual	Budgeted
Hunting Licenses	\$ 21,327	\$ 21,639	\$ 21,542	\$ 23,778	\$ 23,084
Fishing Licenses	26,651	26,912	29,667	29,873	29,663
Other Licenses	13,934	14,057	14,348	13,853	13,478
Federal Grant Wildlife (Pittman-Robertson)	19,506	21,623	25,269	21,478	21,270
Federal Grant Fisheries (Dingell-Johnson)	14,532	11,897	12,384	12,326	13,000
Other Non-License Revenue	17,108	16,279	17,489	18,777	17,949
Total Revenue	\$ 113,058	\$ 112,406	\$ 120,698	\$ 120,084	\$ 118,444



Natural Resources Fund

The Natural Resources Fund (NR) supports the development and maintenance of Minnesota's natural resources and the enforcement of natural resource laws. Our Parks and Trails Division accounts for 55% of our NR fund spending, over half of which is spent on compensation. The two largest revenue sources include the state tax revenue and license and registration fees—together these contribute 37% of the fund's resources in FY 2019. NR expenditures make up 19% of our total budget.

Natural Resources Fund Revenue					
	\$ in 000s				
	2016	2017	2018	2019	2020
	Actual	Actual	Actual	Actual	Budgeted
Tax Revenues (Lottery & Unrefunded Gasoline)	\$ 35,421	\$ 34,975	\$ 36,031	\$ 37,176	\$ 36,625
State Park Fees	16,998	17,117	19,301	18,222	18,335
Timber and Iron Ore Related Revenues	9,483	6,549	8,556	10,007	9,248
Boat Registrations & Titling	8,471	8,247	8,468	8,391	9,978
Snowmobile Registrations & Trail Passes	5,293	5,868	5,634	7,839	7,677
ORV Registrations & Trail Passes	4,853	4,742	6,433	6,702	6,449
Water Use Fees	5,037	5,049	5,288	5,312	5,550
Other Revenue	18,382	20,766	21,421	21,104	22,619
Total Revenue	\$ 103,938	\$ 103,311	\$ 111,130	\$ 114,752	\$ 116,481

These funds are unique, because some of our spending authority comes from direct appropriations that are sourced by revenues we generate. When the direct appropriations exceed revenues, we manage to the receipts to ensure the funds stay healthy. This can limit our ability to maintain services at a base level and makes managing our budget difficult at times.

Environment and Natural Resources Trust

The purpose of these dollars is to conserve and enhance Minnesota's natural resources including air, water, fish, and wildlife. They are governed by the Legislative-Citizen Commission on Minnesota Resources (LCCMR), which makes funding recommendations to the Governor and the Legislature. We received \$33.5 million from this fund in FY 2020, which accounts for 3% of our overall budget.



Outdoor Heritage

The purpose of these dollars is to restore, protect and enhance land and water for fish, game and wildlife. They are governed by the Lessard-Sams Outdoor Heritage Council (LSOHC), which makes funding recommendations to the Legislature. We received \$120.9 million from this fund in FY 2020, which accounts for 60% of our Legacy Funds and 10% of our overall budget.



One-Time Appropriations

Clean Water

We use these dollars to protect, enhance, and restore water quality in bodies of water and groundwater. The Clean Water Council makes funding recommendations to the Governor along with an interagency team of state agencies. We received \$18.6 million from this fund for FY 2020-21, which accounts for 9% of our Legacy Funds and 2% of our overall budget.



Parks and Trails

We use these legacy dollars to support parks and trails of statewide significance. Our Parks and Trails Division spends roughly two-thirds of these dollars while the rest are grants to non-state entities. We received \$61.2 million from this fund for FY2020-21, which accounts for 30% of our Legacy Funds and 5% of our overall budget.

