

#LocoMocoSec

Kauai, Hawaii

2019



Content Security Policy

A successful mess between
hardening and mitigation

Lukas Weichselbaum

Michele Spagnuolo



Lukas Weichselbaum

Staff Information Security
Engineer



Michele Spagnuolo

Senior Information Security
Engineer

We work in a focus area of the **Google** security team (ISE) aimed at improving product security by targeted proactive projects to mitigate whole classes of bugs.

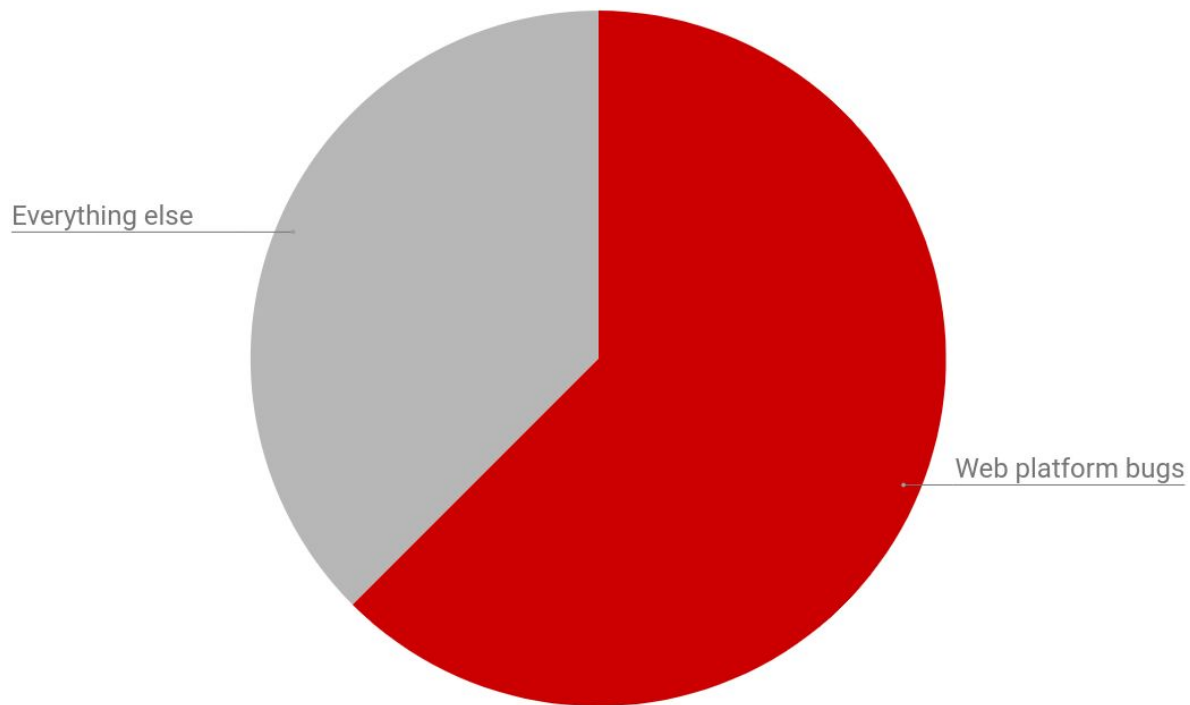
Agenda

- Why CSP - aka XSS is still an issue
- Google CSP stats - how many XSS got mitigated in 2018
- CSP building blocks - mapping XSS sinks to CSP properties
- Rolling out a nonce-based CSP
- Advanced CSP Kung Fu
- Productionizing CSP

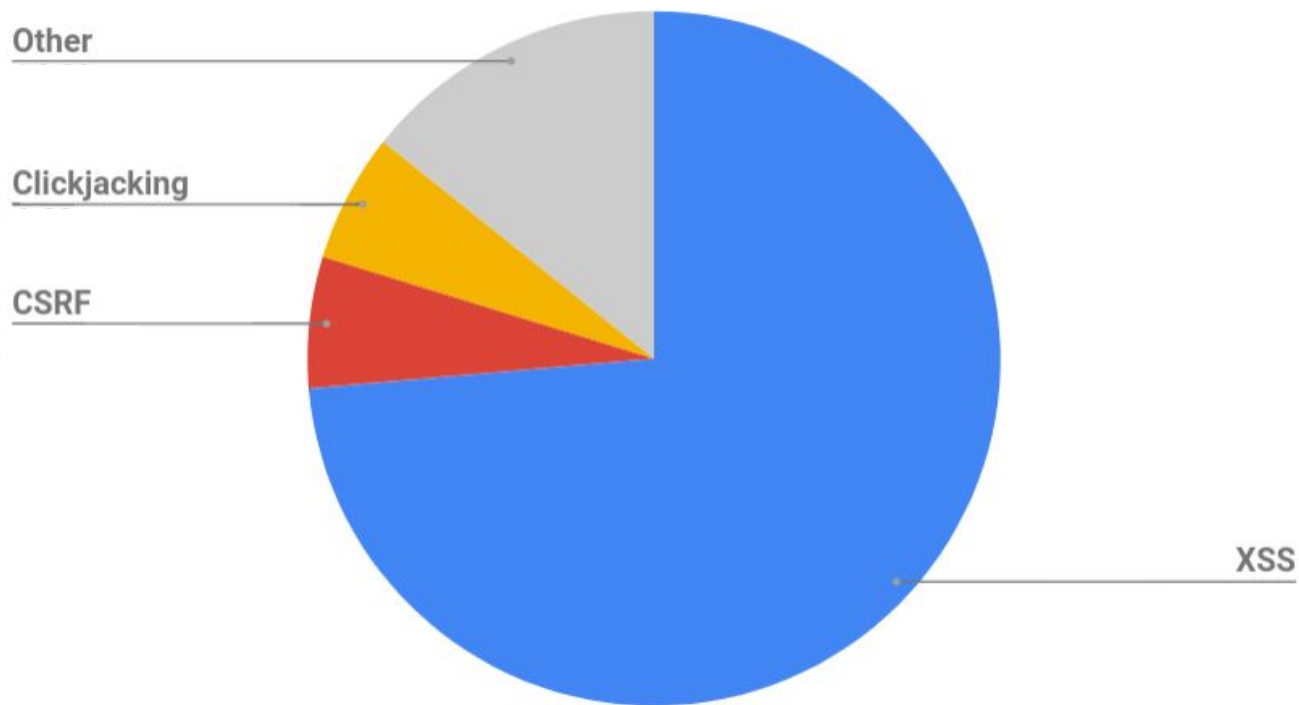
Vulnerability Trends

Why you should care about XSS

Total Google VRP Rewards (since 2014)



Google VRP Rewards for Web Platform Bugs



VULNERABILITIES BY INDUSTRY

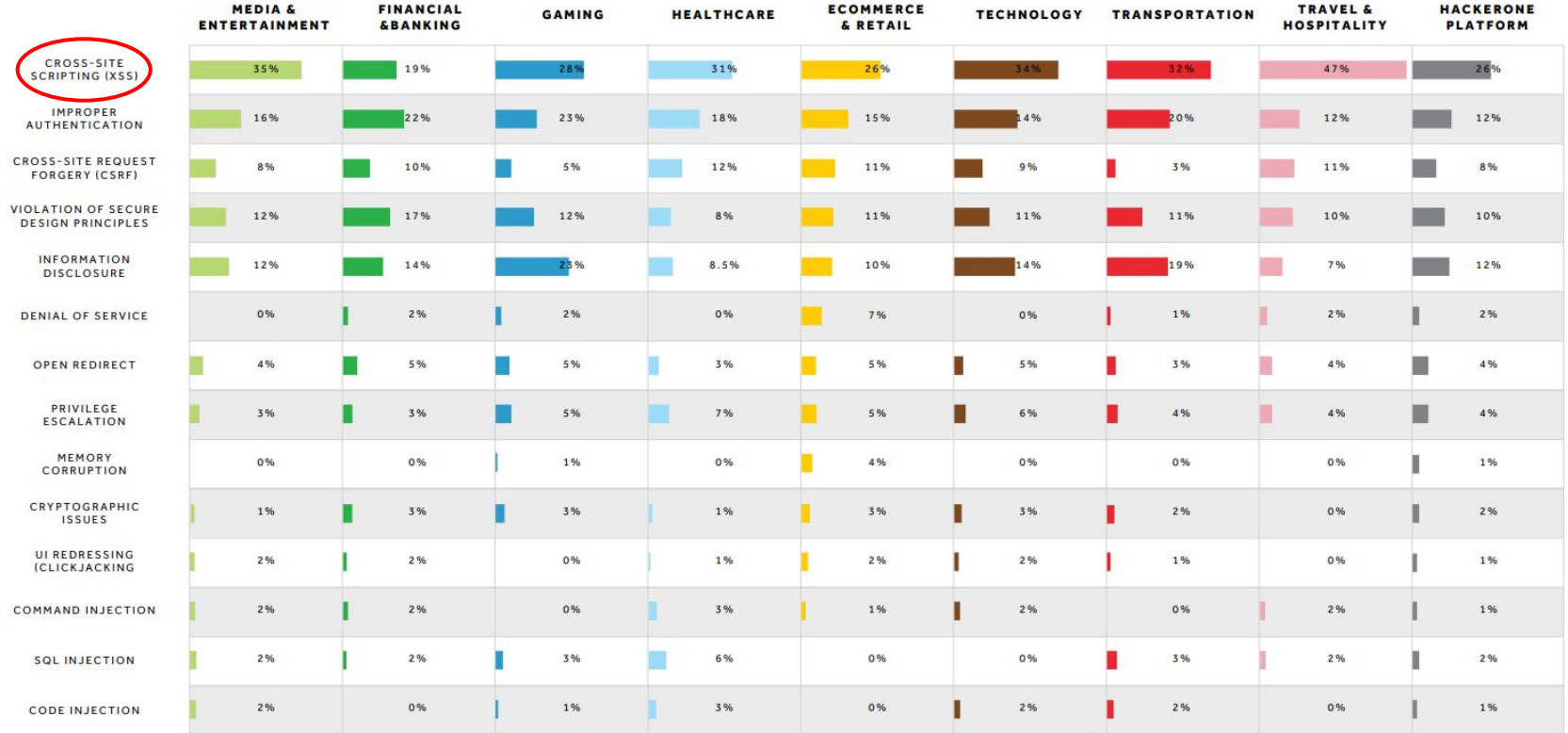
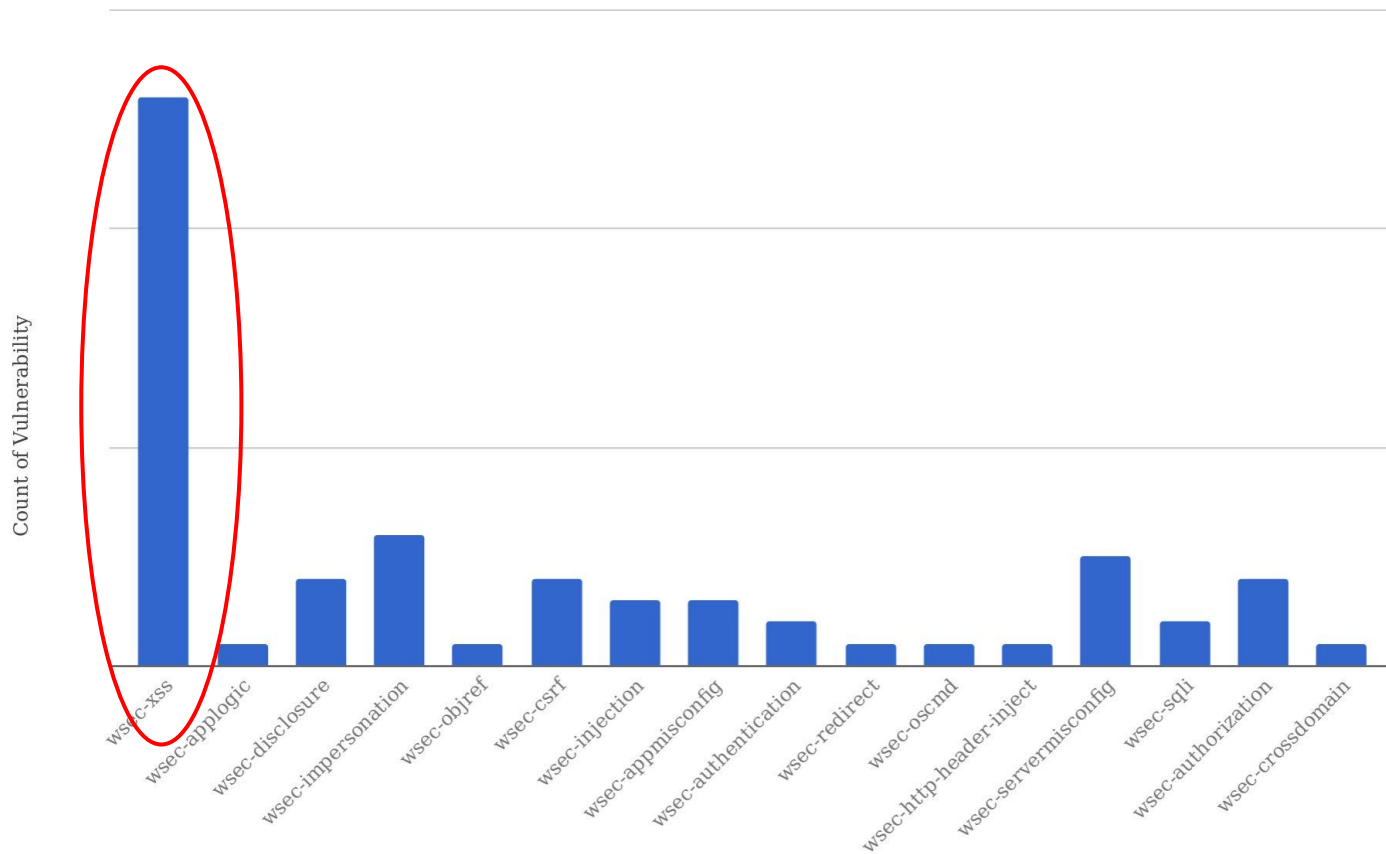


Figure 2: Percentage of vulnerability type by industry from 2013 to May 2017.

Source: [HackerOne report, 2017](#)

Paid bounties by vulnerability on Mozilla websites in 2016 and 2017



Source: @jvehent, Mozilla ([Legend](#))

The Need for Defense-in-Depth

- The majority of application vulnerabilities are web platform issues
- **XSS** in its various forms is still a big issue
- The web platform is not secure by default
- Especially for sensitive applications, defense-in-depth mechanisms such as CSP are very important in case primary security mechanisms fail

Mitigation ≠ Mitigation

Reducing the attack surface

VS

"raising the bar"

- Measurable security improvement
- Disable unsafe APIs
- Remove attack vectors
- Target classes of bugs
- Defense-in-depth (Don't forget to fix bugs!)

- Increase the "cost" of an attack
- Slow down the attacker

Example:

- block eval() or javascript: URI
→ all XSS vulnerabilities using that sink will stop working
- nonce-based CSP

Example:

- whitelist-based CSP
→ sink isn't closed, attacker needs more time to find a whitelist bypass
→ often there is no control over content hosted on whitelisted domains (e.g. CDNs)

Hardening Steps induced by CSP

- Refactor inline event handlers
- Refactor uses of eval()
- Incentive to use contextual templating system for auto-nouncing

XSS blocked by CSP @Google

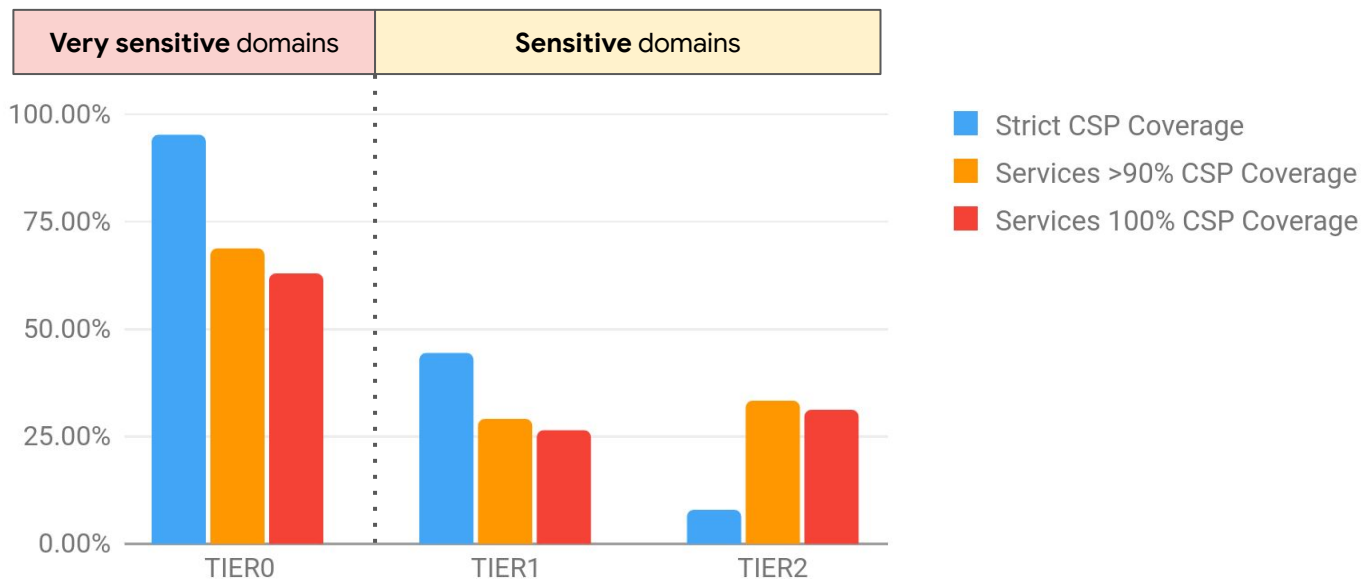
An analysis of externally reported XSS in 2018

CSP Coverage at Google

Currently a nonce-based CSP is enforced on: **62%** of all outgoing Google traffic

80+ Google domains (e.g. accounts.google.com)

160+ services

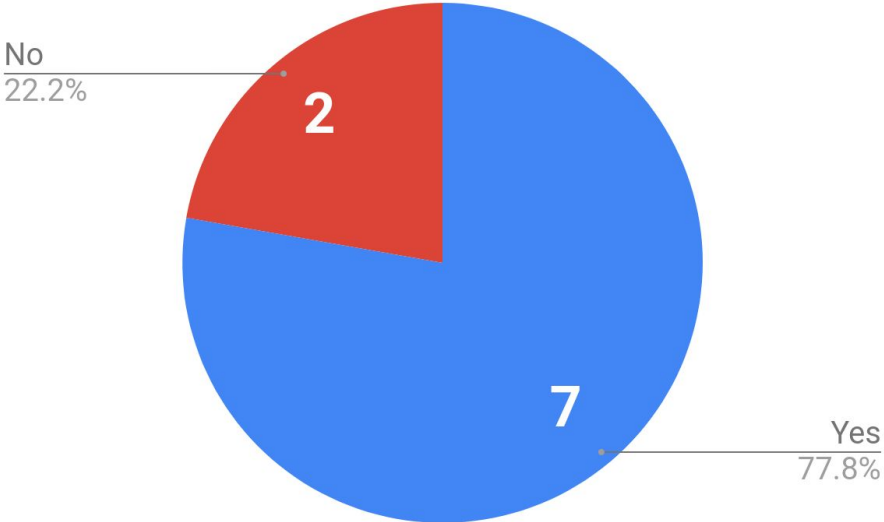


Google Case Study: >60% of XSS Blocked by CSP

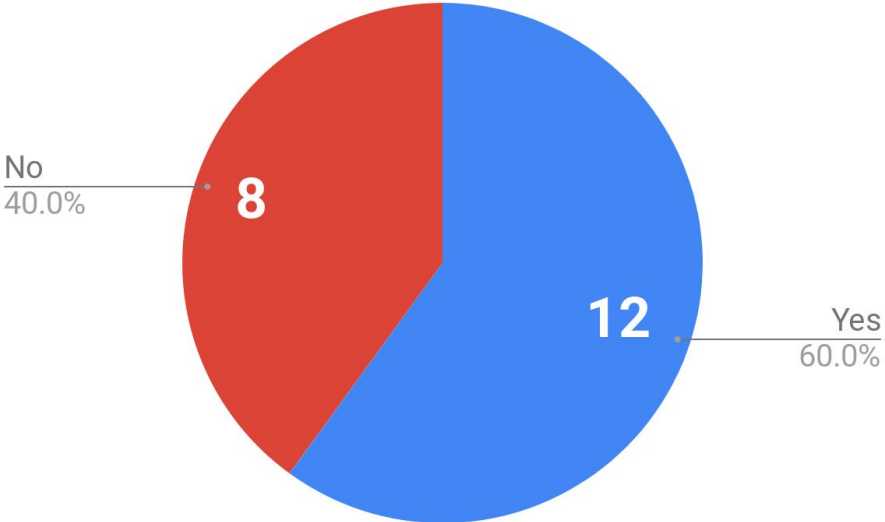
- Externally reported XSS in 2018
- Among 11 XSS vulnerabilities on **very sensitive domains**
 - 9 were on endpoints with strict CSP deployed, in 7 of which (**78%**) CSP successfully prevented exploitation
- Among all valid 69 XSS vulnerabilities on **sensitive domains**
 - 20 were on endpoints with strict CSP deployed
 - in 12 of which (**60%**) CSP successfully prevented exploitation

Google Case Study: >60% of XSS Blocked by CSP

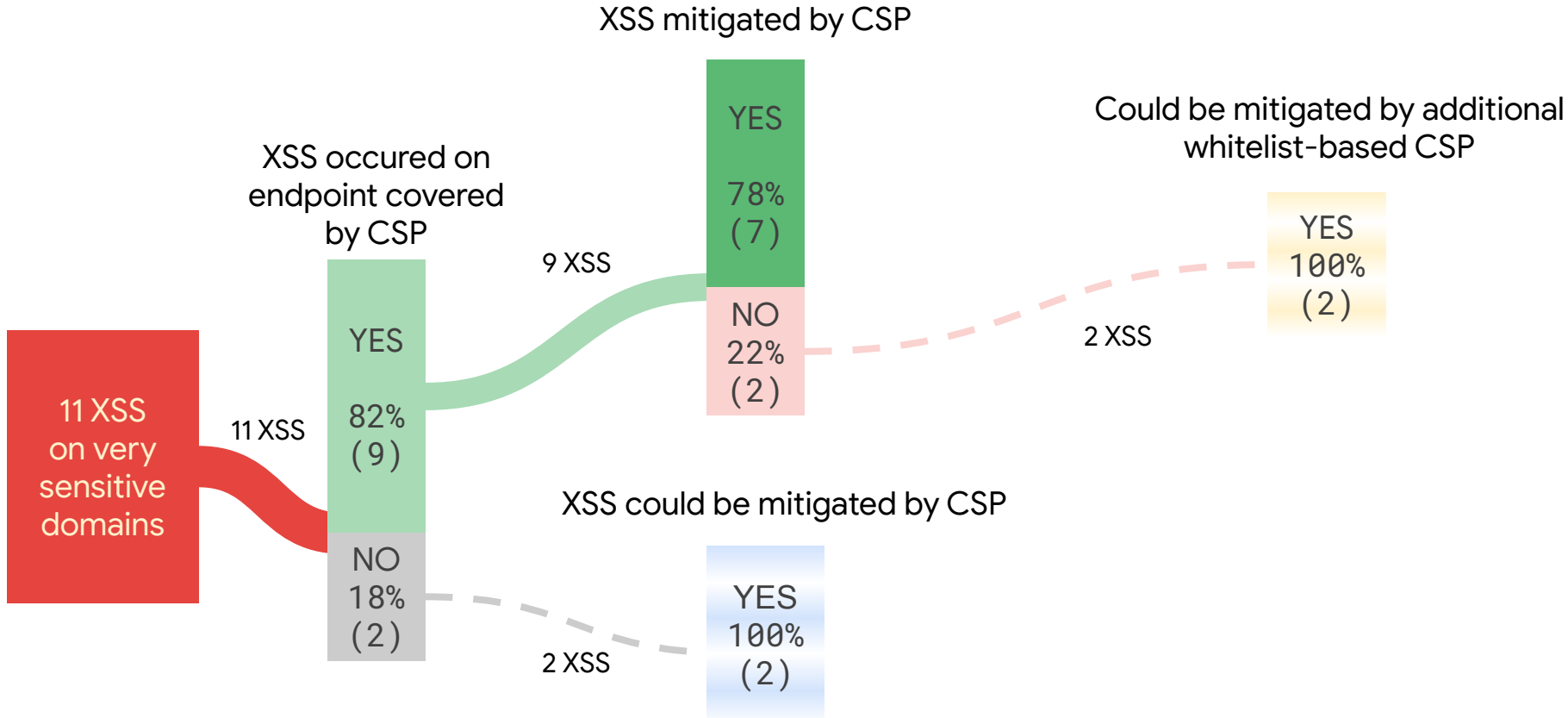
Very sensitive domains with CSP



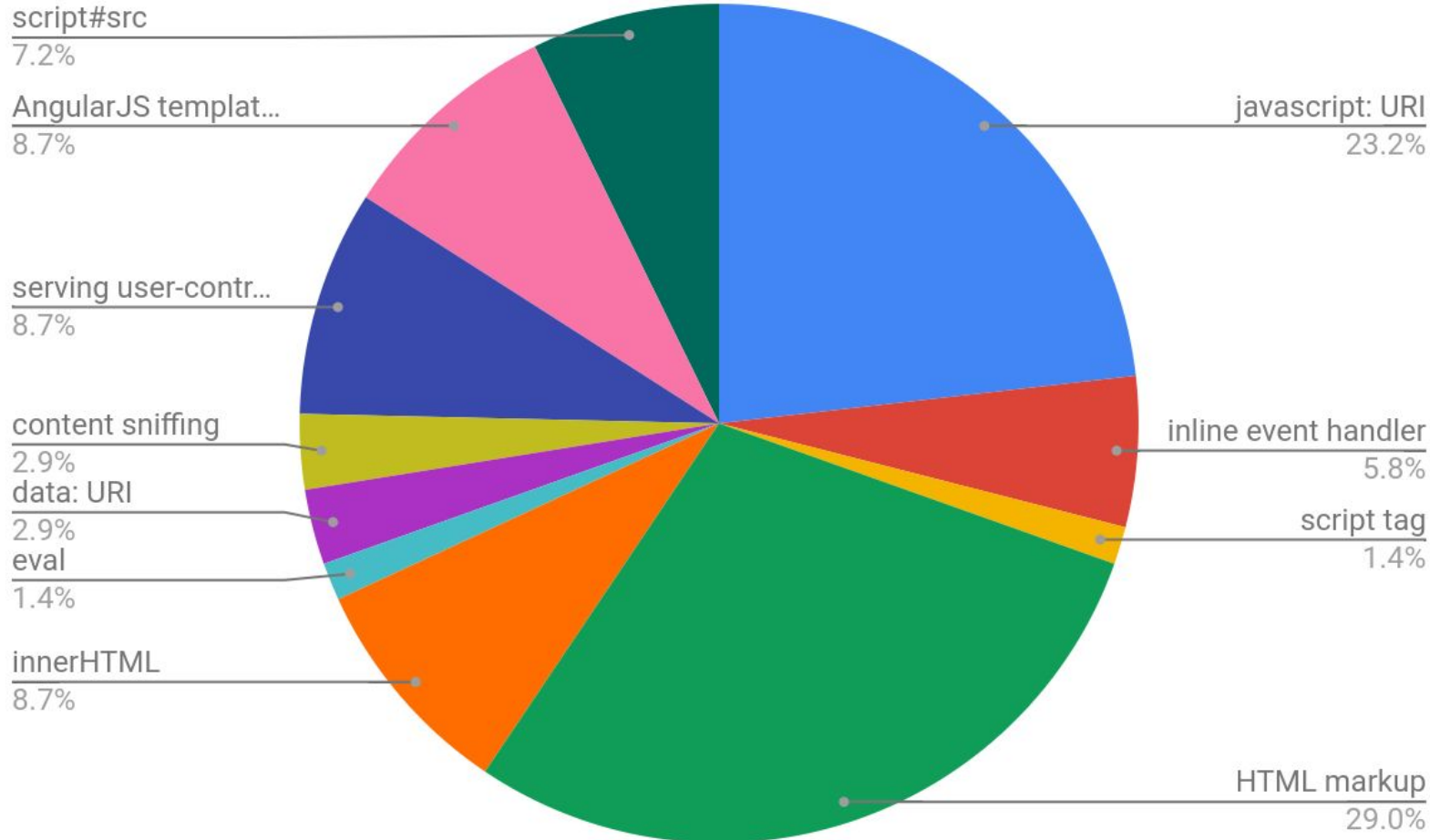
All sensitive domains with CSP



On Very Sensitive Domains: ~80% of XSS Blocked by CSP



Externally Reported XSS Exploited via



Mapping Common XSS Sinks to CSP Features


XSS sink (<i>injection into...</i>)	CSP blocks if...
javascript: URI (i.e., <code>javascript:alert(1)</code>)	'unsafe-inline'
data: URI (i.e., <code>data:text/html,<script>alert(1)</script></code>)	'unsafe inline'
(inner)HTML context (i.e., <code><div><script>alert(1)</script></div></code>)	'unsafe-inline'
inline event handler (i.e., <code>onerror=alert(1)</code>)	'unsafe-inline'
eval() (i.e., <code>eval('alert(1)')</code>)	'unsafe-eval'
script#text (i.e., <code>var s = createElement('script'); s.innerHTML = 'alert(1)';</code>)	'sha256-...'
	'nonce-...' 'strict dynamic' (if scripts are not blindly nonced)
script#src (i.e., <code>var s = createElement('script'); s.src = 'attacker.js';</code>)	'nonce-...' 'strict dynamic' (if scripts are not blindly nonced)
AngularJS-like template injection (i.e., <code>{{constructor.constructor('alert(1)()}}</code>)	Must be addressed in the framework. e.g. upgrade AngularJS to Angular 2+

Step-by-Step Towards a Stronger CSP

Incremental rollout of a nonce-based CSP

Why NOT a whitelist-based CSP?

```
script-src 'self' https://www.google.com;
```



TL;DR Don't use them! They're almost always trivially bypassable.

- >95% of the Web's whitelist-based CSP are bypassable automatically
 - Research Paper: <https://ai.google/research/pubs/pub45542>
 - Check yourself: <http://csp-evaluator.withgoogle.com>
 - The remaining 5% might be bypassable after manual review
- Example: JSONP, AngularJS, ... hosted on whitelisted domain (esp. CDNs)
- Whitelists are hard to create and maintain → breakages

More about CSP whitelists:

[ACM CCS '16](#), [IEEE SecDev '16](#), [AppSec EU '17](#), [Hack in the Box '18](#),

Recap: What is a nonce-based CSP

Content-Security-Policy:

```
script-src 'nonce-r4nd0m' 'strict-dynamic';  
object-src 'none', base-uri 'none';
```

Execute only scripts with the correct *nonce* attribute

```
✓ <script nonce="r4nd0m">kittens()</script>  
✗ <script nonce="other-value">evil()</script>
```

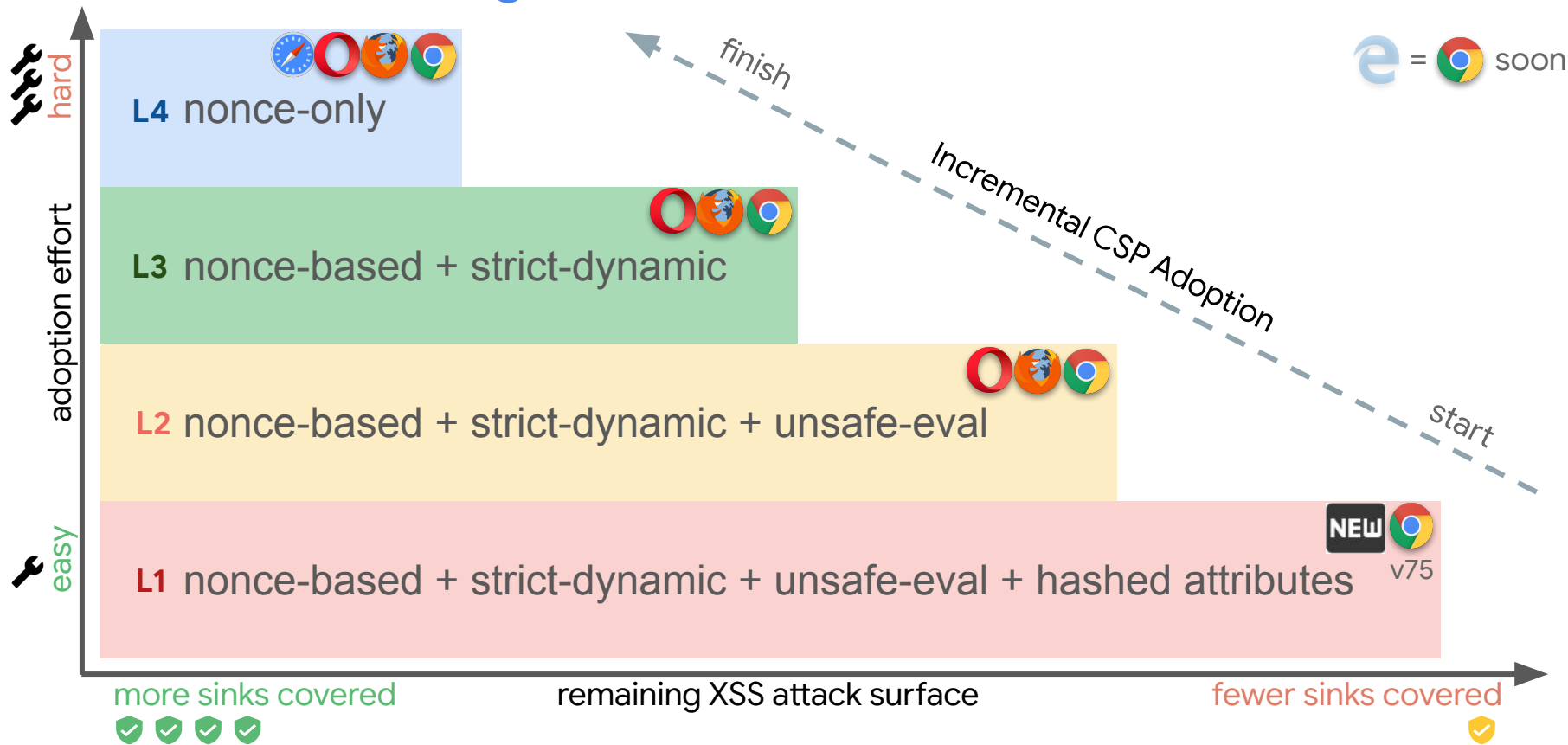
Trust scripts added by already trusted code

```
✓ <script nonce="r4nd0m">  
  var s = document.createElement('script');  
  s.src = "/path/to/script.js";  
✓ document.head.appendChild(s);  
</script>
```

Incremental Rollout of a nonce-based CSP

- Trade-off between **covered XSS sinks** vs. **ease of deployment**
- CSP security guarantees are not binary
 - Aim for actual reduction of attack surface instead of "raising the bar"
 - Trivial example: CSP w/o 'unsafe-eval' will block **all** eval-based XSS
- Refactoring work mostly varies based on
 - Type of CSP
 - Application (e.g. how many inline event handlers, use of eval(), size, etc.)

Towards a Stronger nonce-based CSP (Level 1-4)



L2: nonce-based + strict-dynamic + unsafe-eval

```
script-src 'nonce-r4nd0m' 'strict-dynamic' 'unsafe-eval';  
object-src 'none'; base-uri 'none';
```

TL;DR Sweet spot! Good trade off between refactoring and covered sinks.

PROs:

- + Reflected/stored XSS mitigated
- + Little refactoring required
 - `<script>` tags in initial response must have a valid **nonce** attribute
 - inline event-handlers and javascript: URIs must be refactored
- + Works if you don't control all JS
- + Good browser support

CONs:

- `eval()` sink not covered
- DOM XSS partially covered
 - e.g. injection in dynamic script creation possible

L2: nonce-based + strict-dynamic + unsafe-eval

```
script-src 'nonce-r4nd0m' 'strict-dynamic' 'unsafe-eval';  
object-src 'none'; base-uri 'none';
```

XSS Sinks Covered:

javascript: URI	✓
data: URI	✓
(inner)HTML context	✓
inline event handler	✓
eval	✗
script#text	✗
	✓ if script is hashed
script#src	✗
AngularJS-like template injection	✗ (✓ if upgraded to Angular 2+ or similar)

L2: nonce-based + strict-dynamic + unsafe-eval

```
script-src 'nonce-r4nd0m' 'strict-dynamic' 'unsafe-eval';  
object-src 'none'; base-uri 'none';
```

Common Refactoring Steps:

```
<html>  
<a href="javascript:void(0)">a</a>  
<a onclick="alert('clicked')">b</a>  
<script src="stuff.js"/>  
<script>  
  var s =  
    document.createElement('script');  
  s.src = 'dynamicallyLoadedStuff.js';  
  document.body.appendChild(s);  
</script>  
</html>
```

```
<html>  
<a href="#">a</a>  
<a id="link">b</a>  
<script nonce="r4nd0m" src="stuff.js"/>  
<script nonce="r4nd0m">  
  var s = document.createElement('script');  
  s.src = 'dynamicallyLoadedStuff.js';  
  document.body.appendChild(s);  
  document.getElementById('link')  
    .addEventListener('click', alert('clicked'));  
</script>  
</html>
```

L3: nonce-based + strict-dynamic

```
script-src 'nonce-r4nd0m' 'strict-dynamic';  
object-src 'none'; base-uri 'none';
```

TL;DR Sweet spot! Good trade off between refactoring and covered sinks.

PROs:

- + Reflected/stored XSS mitigated
- + Little refactoring required
 - `<script>` tags in initial response must have a valid **nonce** attribute
 - inline event handlers and javascript: URIs must be refactored
- + Works if you don't control all JS
- + Good browser support

CONs:

- DOM XSS partially covered
 - e.g. injection in dynamic script creation possible

L3: nonce-based + strict-dynamic

```
script-src 'nonce-r4nd0m' 'strict-dynamic';  
object-src 'none'; base-uri 'none';
```

XSS Sinks Covered:

javascript: URI	✓
data: URI	✓
(inner)HTML context	✓
inline event handler	✓
eval	✓
script#text	✗
	✓ if script is hashed
script#src	✗
AngularJS-like template injection	✗ (✓ if upgraded to Angular 2+ or similar)

L3: nonce-based + strict-dynamic

```
script-src 'nonce-r4nd0m' 'strict-dynamic';  
object-src 'none'; base-uri 'none';
```

Common Refactoring Steps:

```
<html>  
<a href="javascript:void(0)">a</a>  
<a onclick="alert('clicked')">b</a>  
<script src="stuff.js"/>  
<script>  
  var s =  
    document.createElement('script');  
  s.src = 'dynamicallyLoadedStuff.js';  
  document.body.appendChild(s);  
  var j = eval('(' + json + ')');  
</script>  
</html>
```

```
<html>  
<a href="#">a</a>  
<a id="link">b</a>  
<script nonce="r4nd0m" src="stuff.js"/>  
<script nonce="r4nd0m">  
  var s = document.createElement('script');  
  s.src = 'dynamicallyLoadedStuff.js';  
  document.body.appendChild(s);  
  document.getElementById('link')  
    .addEventListener('click', alert('clicked'));  
  var j = JSON.parse(json);  
</script>  
</html>
```

L3.5: hash-based + strict-dynamic

```
script-src 'sha256-avWk...' 'strict-dynamic';  
object-src 'none'; base-uri 'none';
```

Refactoring steps for **static/single-page apps**:

```
<html>  
<a href="javascript:void(0)">a</a>  
<a onclick="alert('clicked')">b</a>  
<script src="stuff.js"/>  
<script>  
  var s =  
    document.createElement('script');  
  s.src = 'dynLoadedStuff.js';  
  document.body.appendChild(s);  
</script>  
</html>
```

```
<html>  
<a href="#">a</a>  
<a id="link">b</a>  
<script> // sha256-avWk...  
  var urls = ['stuff.js', 'dynLoadedStuff.js'];  
  urls.map(url => {  
    var s = document.createElement('script');  
    s.src = url;  
    document.body.appendChild(s); });  
  document.getElementById('link')  
    .addEventListener('click', alert('clicked'));  
</script>  
</html>
```

L4: nonce-only

```
script-src 'nonce-r4nd0m';  
object-src 'none'; base-uri 'none';
```

TL;DR Holy grail! All traditional XSS sinks covered, but hard to deploy.

PROs:

- + Best coverage of XSS sinks possible in the web platform
- + Supported by all major browsers
- + Every running script was explicitly marked as trusted

CONs:

- Large refactoring required
 - **ALL** `<script>` tags must have a valid `nonce` attribute
 - inline event-handlers and javascript: URIs must be refactored
- You need be in control of all JS
 - all JS libs/widgets must pass nonces to child scripts

L4: nonce-only

```
script-src 'nonce-r4nd0m';  
object-src 'none'; base-uri 'none';
```

XSS Sinks Covered:

javascript: URI	✓
data: URI	✓
(inner)HTML context	✓
inline event handler	✓
eval	✓
script#text	✓ (✗ iff untrusted script explicitly marked as trusted) ✓ if script is hashed
script#src	✓ (✗ iff untrusted URL explicitly marked as trusted)
AngularJS-like template injection	✗ (✓ if upgraded to Angular 2+ or similar)

L4: nonce-only

```
script-src 'nonce-r4nd0m';  
object-src 'none'; base-uri 'none';
```

Refactoring Steps:

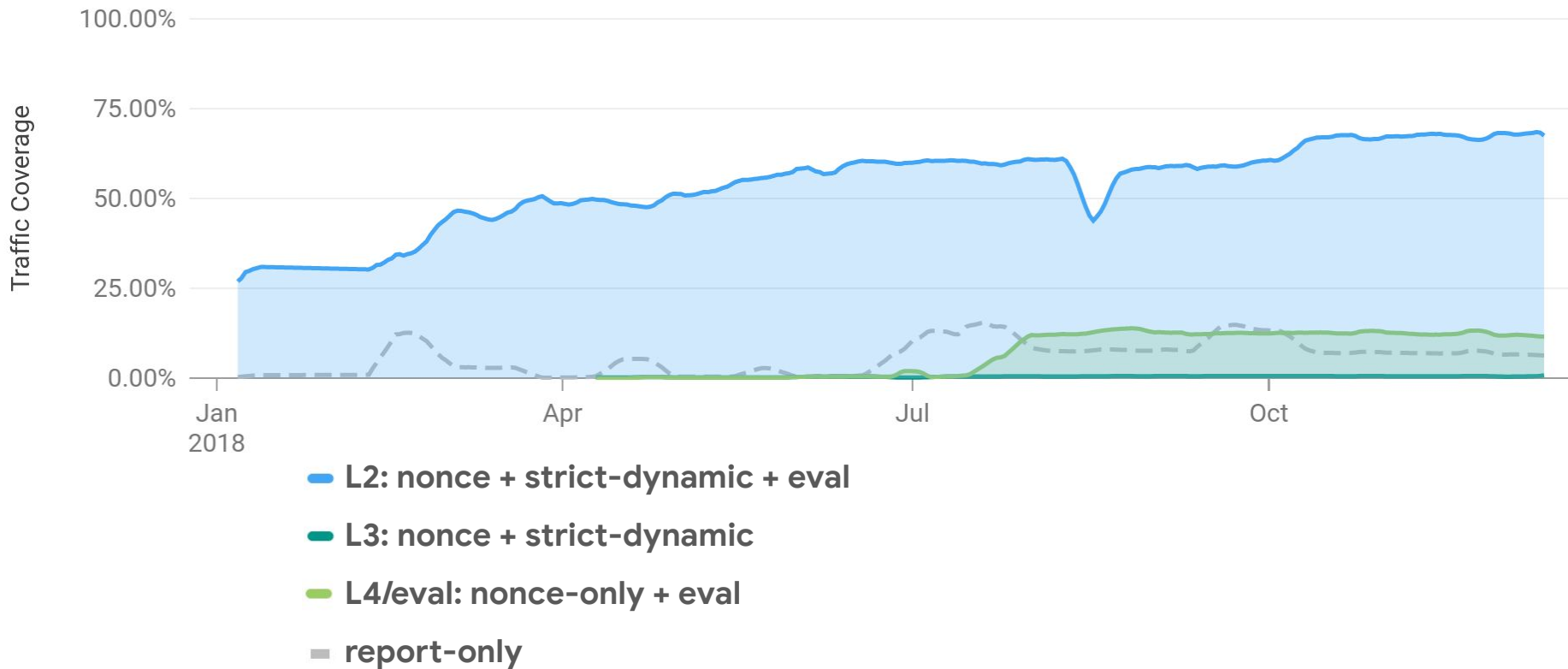
```
<html>  
<a href="javascript:void(0)">a</a>  
<a onclick="alert('clicked')">b</a>  
<script src="stuff.js"/>  
<script>  
  var s =  
    document.createElement('script');  
  s.src = 'dynamicallyLoadedStuff.js';  
  document.body.appendChild(s);  
</script>  
</html>
```

```
<html>  
<a href="#">a</a>  
<a id="link">b</a>  
<script nonce="r4nd0m" src="stuff.js"/>  
<script nonce="r4nd0m">  
  var s = document.createElement('script');  
  s.src = 'dynamicallyLoadedStuff.js';  
  s.setAttribute('nonce', 'r4nd0m');  
  document.body.appendChild(s);  
  document.getElementById('link')  
    .addEventListener('click', alert('clicked'));  
</script>  
</html>
```

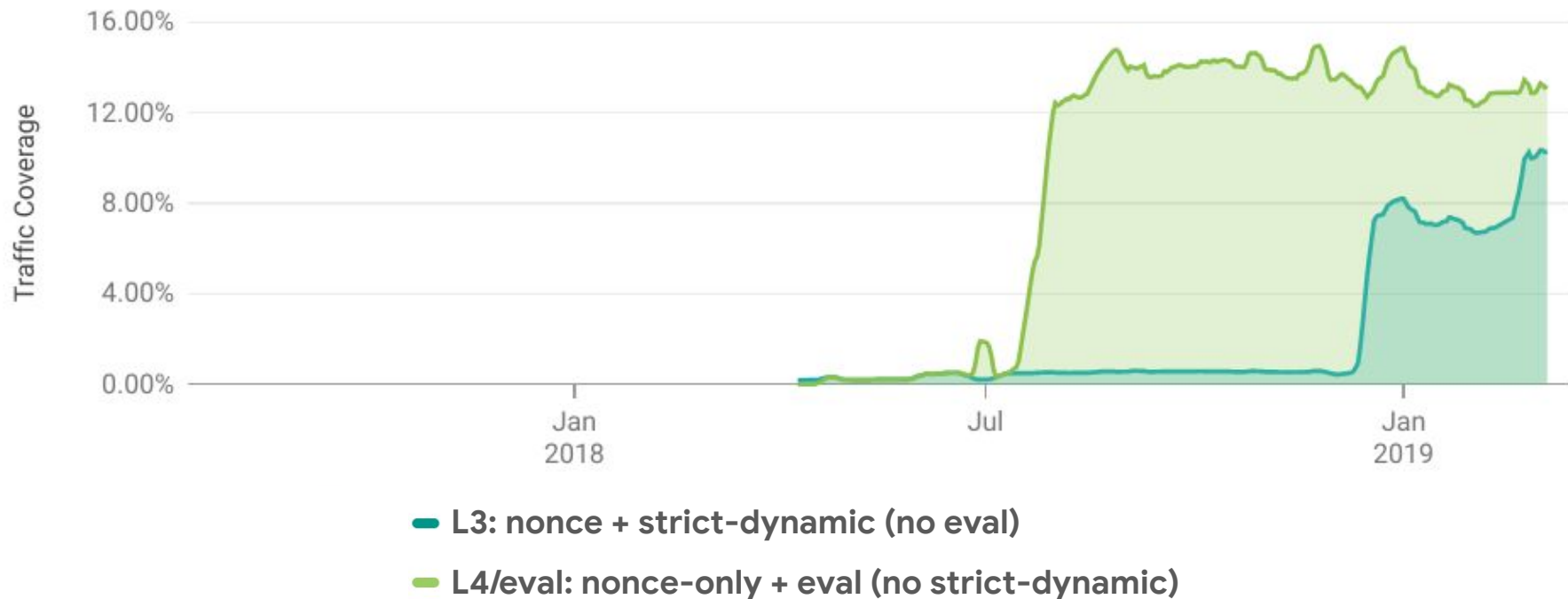

XSS Attack Surface by CSP Type

	L1 nonce-based, strict-dynamic, eval, hashed attributes	L2 nonce-based, strict-dynamic, eval	L3 nonce-based, strict-dynamic	L4 nonce only	L5 nonce only, whitelist	Trusted Types
javascript: URI	✓	✓	✓	✓	✓	~(1)
data: URI	✓	✓	✓	✓	✓	~(1)
(inner)HTML context	✓	✓	✓	✓	✓	~(1)
inline event handler	~	✓	✓	✓	✓	~(1)
eval	✗	✗	✓	✓	✓	✓
script#text	✗	✗	✗	~	~	✓
script#src	✗	✗	✗	~	✓	✓
AngularJS-like template injection	✗	✗	✗	✗	✗	~

CSP Coverage at Google by Type (2018)



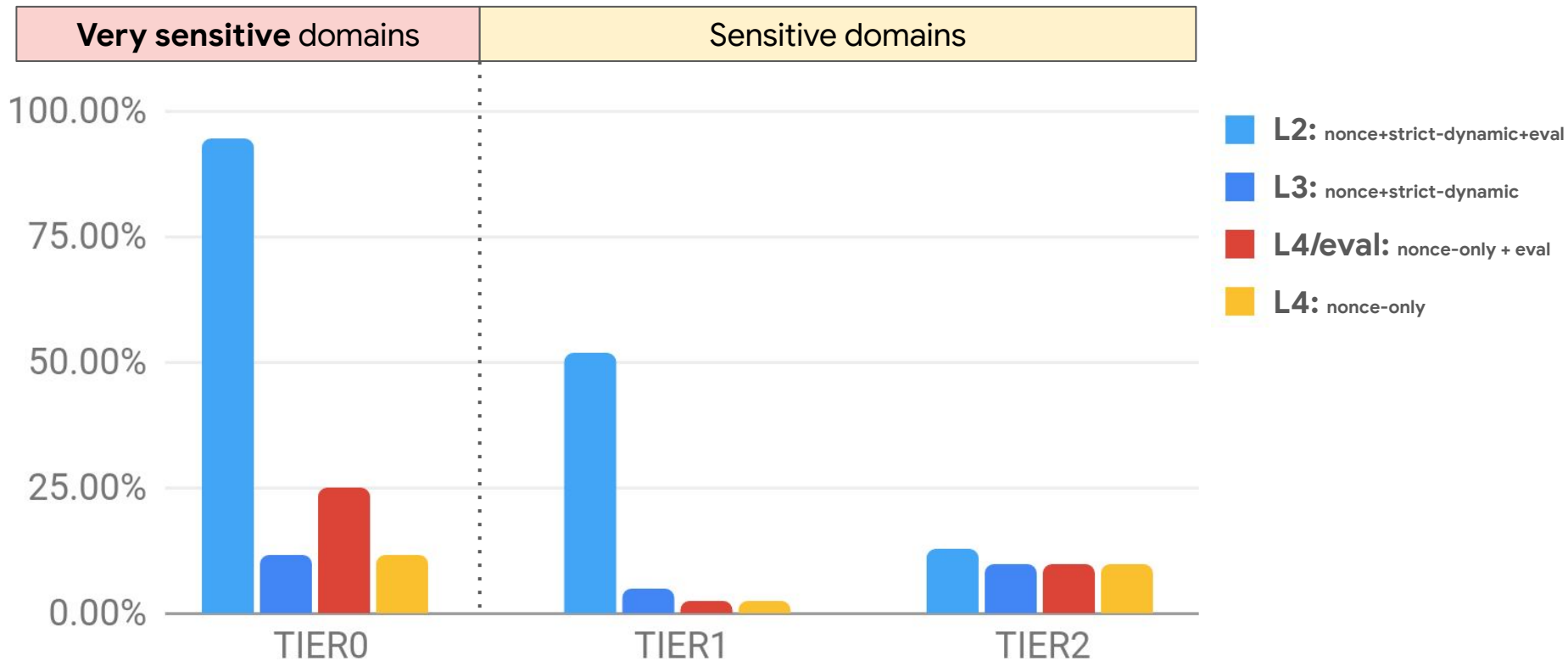
CSP Coverage at Google by Type (excl. L2, 2019)



CSP Types @Google (examples)

		L2: nonce+strict-dynamic+eval	L4/eval: nonce-only + eval	L3: nonce+strict-dynamic
	Domain Tier	Strict CSP ▼	Nonce-only	No Eval
+ accounts.google.com	TIER0	100.00%	47.62%	8.74%
+ chrome.google.com	TIER0	100.00%	99.97%	0.45%
+ myactivity.google.com	TIER1	100.00%	13.90%	13.90%
+ meet.google.com	TIER1	100.00%	21.10%	0.03%
+ passwords.google.com	TIER0	100.00%	100.00%	0.00%
+ notifications.google.com	TIER1	100.00%	100.00%	100.00%
+ takeout.google.com	TIER0	100.00%	100.00%	0.00%
+ remotedesktop.google.com	TIER0	100.00%	100.00%	100.00%
+ cloudsearch.google.com	TIER0	100.00%	100.00%	100.00%
+ issuetracker.google.com	TIER0	100.00%	100.00%	0.00%
+ script.google.com	TIER0	100.00%	0.02%	0.60%
+ *.meet.google.com	TIER1	100.00%	7.69%	7.69%
+ source.cloud.google.com	TIER1	100.00%	0.00%	100.00%
+ dev.cloud.google.com	TIER1	100.00%	0.00%	100.00%
+ lers.google.com	TIER1	100.00%	0.00%	100.00%
+ console.actions.google.com	TIER0	100.00%	0.00%	0.00%
+ console.cloud.google.com	TIER0	100.00%	0.00%	0.00%

CSP Types @Google by Domain Sensitivity (2019)



Advanced CSP Techniques

Guru section ahead!

New in CSP3 - script-src-elem and script-src-attr

script-src-elem

- applies to all script requests and inline script blocks.
- unlike script-src, this directive doesn't control attributes that execute scripts (inline event handlers)

script-src-attr

- controls attributes e.g. inline event handlers
- **'unsafe-hashes'** keyword allows the use of hashes for inline event handlers
- overrides the **script-src** directive for relevant checks.

(**style-src-elem** and **style-src-attr** are similar)

L1: nonce-based + strict-dynamic + unsafe-eval + hashed attributes

```
script-src-attr 'unsafe-hashes' 'sha256-....';  
script-src-elm 'nonce-r4nd0m' 'strict-dynamic' 'unsafe-eval';  
object-src 'none'; base-uri 'none';
```

TL;DR Only use if you can't refactor inline event handlers / javascript: URIs

PROs:

- + Almost no refactoring required
 - `<script>` tags in initial response must have a valid `nonce` attribute
- + Strictly better than no CSP
 - Good starting point

CONs:

- Many sinks not covered (see next slide)
- Currently only supported in Chrome v75+
- In case of HTML injection
 - hashed event-handlers can be chained (ROP-like)

PoC: https://poc.webappsec.dev/csp/hashed_attr_csp.html

L1: nonce-based + strict-dynamic + unsafe-eval + hashed attributes

```
script-src-attr 'unsafe-hashes' 'sha256-....';  
script-src-elm 'nonce-r4nd0m' 'strict-dynamic' 'unsafe-eval';  
object-src 'none'; base-uri 'none';
```

XSS Sinks Covered:

javascript: URI	✓
data: URI	✓
(inner)HTML context	✓
inline event handler	~ (all hashed event handlers can be reused)
eval	✗ (✓ if 'unsafe-eval' removed from CSP)
script#text	✗
	✓ if script is hashed instead of nonced
script#src	✗
AngularJS-like template injection	✗ (✓ if upgraded to Angular 2+ or similar)

L1: nonce-based + strict-dynamic + unsafe-eval + hashed attributes

```
script-src-attr 'unsafe-hashes' 'sha256-jE1Jw...' 'sha256-rRMdk...';  
script-src-elem 'nonce-r4nd0m' 'strict-dynamic' 'unsafe-eval';  
object-src 'none'; base-uri 'none';
```

Required Refactoring:

```
<html>  
  <a href="javascript:void(0)">  
  <a onclick="alert('clicked')">  
  <script>alert('hi')</script>  
  <script src="stuff.js"/>  
</html>
```

```
<html>  
  <a href="javascript:void(0)"> // sha256-rRMdk...  
  <a onclick="alert('clicked')"> // sha256-jE1Jw...  
  <script nonce="r4nd0m">alert('hi')</script>  
  <script nonce="r4nd0m" src="stuff.js"/>  
</html>
```

L1.5: hash-based + strict-dynamic + hashed attributes

```
script-src-attr 'unsafe-hashes' 'sha256-jE1Jw...' 'sha256-rRMdk...';  
script-src-elm 'sha256-CXAtY...' 'strict-dynamic';  
object-src 'none'; base-uri 'none';
```

Refactoring steps for static/single-page apps:

```
<html>  
  <a href="javascript:void(0)">  
  <a onclick="alert('clicked')">  
  <script src="stuff.js"/>  
</html>
```

```
<html>  
  <a href="javascript:void(0)"> // sha256-rRMdk...  
  <a onclick="alert('clicked')"> // sha256-jE1Jw...  
  <script> // sha256-CXAtY...  
    var s = document.createElement('script');  
    s.src = 'stuff.js'  
    document.body.appendChild(s); // allowed by strict-dynamic  
  </script>  
</html>
```

Double Policies - The Best of Both Worlds

```
script-src 'nonce-r4nd0m'; object-src 'none'; base-uri 'none';
```

```
script-src 'self';
```

- More than one CSP header per response!
- Every CSP is enforced independently of each other by the browser
 - Adding additional CSPs can only add constraints
 - e.g. in order to run a script has to pass **every** CSP on the response!
- This allows very advanced setups
 - e.g. instead of allowing a script to load if it's whitelisted **OR** has a nonce (single CSP), it is possible to enforce that the script is from a trusted origin **AND** has a nonce
- Multiple CSPs can either be set via
 - multiple response headers
 - or in a single response header split via **,** (comma) - [RFC 2616](#)

Double Policies - Example

CSP#1

CSP#2

```
script-src 'self', script-src 'nonce-r4nd0m'; object-src 'none'; base-uri 'none';
```

Allowed - ✓ CSP#1, ✓ CSP#2 - script has nonce and is hosted on same domain

```
<html>  
  ✓ <script nonce="r4nd0m" src="foo.js"></script>  
</html>
```

Blocked - ✓ CSP#1, ✗ CSP#2 - missing nonce attribute

```
<html>  
  ✗ <script src="foo.js"></script>  
</html>
```

Blocked - ✗ CSP#1, ✓ CSP#2 - domain not whitelisted

```
<html>  
  ✗ <script nonce="r4nd0m" src="example.org/foo.js"></script>  
</html>
```



L5: Double Policy: separate whitelist + nonce-only

```
script-src 'self', script-src 'nonce-r4nd0m'; object-src 'none'; base-uri 'none';
```

TL;DR Very hard to deploy (approach also makes sense for 'strict-dynamic' CSPs)

PROs:

- + Can block XSS where
 - nonced/trusted scripts get redirected
 - injection into script#src

CONs:

- Large refactoring required
- Additional burden of creating/maintaining whitelist
- Complex approach



L5: Double Policy: separate whitelist + nonce-only

```
script-src 'self', script-src 'nonce-r4nd0m'; object-src 'none'; base-uri 'none';
```

XSS Sinks Covered:

javascript: URI	✓
data: URI	✓
(inner)HTML context	✓
inline event handler	✓
eval	✓
script#text	✓ (✗ iff untrusted script explicitly marked as trusted) ✓ if script is hashed
script#src	✓ (only scripts from whitelisted domains, <u>due to double policy</u> usual whitelist bypasses don't apply!)
AngularJS-like template injection	✗ (✓ if upgraded to Angular 2+ or similar)

CSP Beyond XSS - What About <style> Injections?

```
style-src-elem 'nonce-r4nd0m';  
style-src-attr 'unsafe-inline';
```

- Aims to block CSS attacks by requiring CSP nonces for <style> tags:
 - CSS Keylogger - <https://github.com/maxchehab/CSS-Keylogging>
 - @import-based - <https://medium.com/@d0nut/better-exfiltration-via-html-injection-31c72a2dae8b>
- <style> tags are more powerful (CSS selectors!) than inline style attributes
- Reduces refactoring effort to noncing of <style> blocks
- **style-src** 'nonce-r4nd0m' would be better (stricter)
 - but much harder to deploy, because **all** inline styles would need to get refactored
- Can be combined with **script-src** CSP directives

Productionizing CSP

Better reporting and browser fallbacks

Meaningful CSP Reports

```
script-src 'nonce-r4nd0m' 'strict-dynamic' 'report-sample'; report-uri /csp;  
object-src 'none'; base-uri 'none';
```

- Add the **'report-sample'** keyword to the script-src directive
 - inline violations will contain a sample of the blocked expression
- Allows to differentiate between blocked inline scripts and inline event handlers
- Allows to identify which script was blocked
 - Possible to identify false positives (e.g. noise due to browser extensions)
- Example report: `csp-report:`
 - `blocked-uri:"inline"`
 - `document-uri:"https://f.bar/foo"`
 - `effective-directive:"script-src"`
 - `script-sample:"hello(1)"`

Overview of CSP Fallbacks

ignored	in presence of	since version
'unsafe-inline'	'nonce-...'	CSP v2
	'sha256-...'	CSP v2
https:, http:, any.whitelist.com	'strict-dynamic'	CSP v3
script-src (for elements)	script-src-elem	CSP v3
script-src (for attributes)	script-src-attr	CSP v3
style-src (for elements)	style-src-elem	CSP v3
style-src (for attributes)	style-src-attr	CSP v3

Fallbacks for Old Browsers

```
script-src 'nonce-r4nd0m' 'strict-dynamic' https: 'unsafe-inline';  
object-src 'none'; base-uri 'none';
```

CSP as seen by CSP3 Browser

```
script-src 'nonce-r4nd0m' 'strict-dynamic' https: 'unsafe-inline';  
object-src 'none'; base-uri 'none';
```

— ignored
- - - not supported

CSP as seen by CSP2 Browser

```
script-src 'nonce-r4nd0m' 'strict-dynamic' https: 'unsafe-inline';  
object-src 'none'; base-uri 'none';
```

CSP as seen by CSP1 Browser

```
script-src 'nonce-r4nd0m' 'strict-dynamic' https: 'unsafe-inline';  
object-src 'none'; base-uri 'none';
```

Conclusions

Enough! What should I remember of this talk?

Wrapping up

- Nonce-based CSPs cover the classical reflected/stored XSS very well
- A nonce-based CSP with 'strict-dynamic'
 - is a good trade-off between security and adoption effort
 - covers classical reflected/stored XSS very well
 - has limitations when it comes to DOM XSS
 - was able to block 60%-80% of externally reported XSS at Google
- If possible upgrade to nonce-only
- CSP is a defense-in-depth mechanism
 - it's meant to protect the user when primary security mechanisms (e.g. escaping) fail
 - it's not an excuse to not fix underlying bugs
- Always double check your CSP with the CSP Evaluator:
csp-evaluator.withgoogle.com

In Brief

Use a **nonce-based CSP with strict-dynamic**:

```
script-src 'nonce-r4nd0m' 'strict-dynamic';  
object-src 'none'; base-uri 'none';
```

L3

If possible, upgrade to a **nonce-only CSP**:

```
script-src 'nonce-r4nd0m';  
object-src 'none'; base-uri 'none';
```

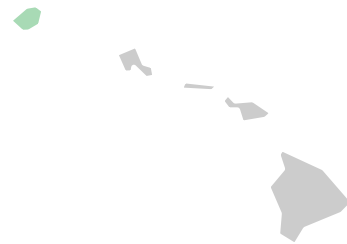
L4

Recommended reading: csp.withgoogle.com

#LocoMocoSec

Kauai, Hawaii

2019



Mahalo! 🖐️
Questions?

Slides:

You can find us at:

✉️ {lwe,mikispag}@google.com

🐦 @we1x, @mikispag