



## **Z-Stack Monitor and Test API**

Document Number: SWRA198

**Texas Instruments, Inc.**  
San Diego, California USA

Version	Description	Date
1.0	Initial Release	09/06/2008
1.1	Update address type for AUTOPEND	04/02/2009
1.2	Add MT_AF command and MT_ZDO callback for source routing	06/25/2009
1.3	Add MT_AF commands to support inter-pan Add MT_ZDO commands to support link key configuration Add MT_ZDO commands to MSG callback register/remove/indicate	01/17/2010
1.4	Add MT_UTIL commands for link key establishment Increase 'Length' field from uint8 to uint16 in: MT_AF_DATA_REQUEST_EXT and MT_AF_INCOMING_MSG_EXT Add MT_AF_DATA_STORE and MT_AF_DATA_RETRIEVE Add MT_UTIL_DATA_REQ and UTIL_TEST_LOOPBACK Move MT_MAC_SRC_MATCH commands to MT_UTIL	07/08/2010
1.5	Add MT_ZDO commands to support manual joining procedure: <ul style="list-style-type: none"> <li>▪ MT_ZDO_NWK_DISCOVERY_REQ</li> <li>▪ MT_ZDO_JOIN_REQ</li> <li>▪ MT_ZDO_NWK_DISCOVERY_CNF</li> <li>▪ MT_ZDO_BEACON_NOTIFY_IND</li> <li>▪ MT_JOIN_CNF</li> </ul> Add UTIL_APSME_LINK_KEY_NV_ID_GET command	07/27/2010
1.6	Add MT_SYS commands for handling system date and time: <ul style="list-style-type: none"> <li>▪ MT_SYS_GET_TIME</li> <li>▪ MT_SYS_SET_TIME</li> </ul> Corrections to SYS_VERSION and ZDO_NODE_DESC_RSP commands Add UTIL_APSME_REQUEST_KEY_CMD command. Changed command name from ZDO_NETWORK_DISCOVERY_REQ to ZDO_NWK_DISCOVERY_REQ Fixed Cmd0 for ZDO_NWK_DISCOVERY_REQ and ZDO_JOIN_REQ. Add AF_APSF_CONFIG_SET, SYS_OSAL_NV_ITEM_INIT, SYS_OSAL_NV_ITEM_LENGTH, SYS_OSAL_NV_ITEM_DELETE commands.	07/16/2011
1.7	Add ZDO_LEAVE_IND callback Add SYS_SET_TX_POWER command Fixed parameter info for UTIL_ADDRMGR_EXT_ADDR_LOOKUP	03/10/2012
1.8	Add Wildcard Profile ID bit definition in AF_DATA_REQUEST and AF_DATA_REQUEST_EXT Add AF_REFLECT_ERROR message Clarify RemoveChildren_Rejoin parameter for ZDO_MGMT_LEAVE_REQ command	11/14/2012
1.9	Add UTIL_SRNG_GEN and UTIL_BIND_ADD_ENTRY commands Modify ZDO_MGMT_PERMIT_JOIN_REQ command, added AddrMode field.	11/23/2013
1.10	Add MT_SYS commands for statistics: <ul style="list-style-type: none"> <li>▪ SYS_ZDIAGS_INIT_STATS</li> </ul>	03/13/2014

## NV

	<ul style="list-style-type: none"> <li>▪ SYS_ZDIAGS_CLEAR_STATS</li> <li>▪ SYS_ZDIAGS_GET_STATS</li> <li>▪ SYS_ZDIAGS_RESTORE_STATS_NV</li> <li>▪ SYS_ZDIAGS_SAVE_STATS_TO_NV</li> </ul>	
1.11	Correction to UTIL_KEY_EVENT command	12/09/2014
1.12	<p>Added NV MT commands</p> <ul style="list-style-type: none"> <li>• SYS_NV_CREATE</li> <li>• SYS_NV_DELETE</li> <li>• SYS_NV_READ</li> <li>• SYS_NV_WRITE</li> <li>• SYS_NV_UPDATE</li> <li>• SYS_NV_COMPACT</li> </ul> <p>Added ZDO command for new rejoin parameter ZDO_SET_REJOIN_PARAMETERS_REQ</p> <p>Added MT_ZDO extension commands</p> <ul style="list-style-type: none"> <li>• MT_ZDO_SEC_ADD_LINK_KEY</li> <li>• MT_ZDO_SEC_ENTRY_LOOKUP_EXT</li> <li>• MT_ZDO_SEC_DEVICE_REMOVE</li> <li>• MT_ZDO_EXT_ROUTE_DISC</li> <li>• MT_ZDO_EXT_ROUTE_CHECK</li> <li>• MT_ZDO_EXT_REMOVE_GROUP</li> <li>• MT_ZDO_EXT_REMOVE_ALL_GROUP</li> <li>• MT_ZDO_EXT_FIND_ALL_GROUPS_ENDPOINT</li> <li>• MT_ZDO_EXT_FIND_GROUP</li> <li>• MT_ZDO_EXT_ADD_GROUP</li> <li>• MT_ZDO_EXT_COUNT_ALL_GROUPS</li> <li>• MT_ZDO_EXT_RX_IDLE</li> <li>• MT_ZDO_EXT_UPDATE_NWK_KEY</li> <li>• MT_ZDO_EXT_SWITCH_NWK_KEY</li> <li>• MT_ZDO_EXT_NWK_INFO</li> <li>• MT_ZDO_EXT_SEC_APS_REMOVE_REQ</li> <li>• MT_ZDO_FORCE_CONCENTRATOR_CHANGE</li> <li>• MT_ZDO_EXT_SET_PARAMS</li> </ul>	02/19/2015
1.13	Added MT_ZDO_TC_DEVICE_IND, MT_ZDO_PERMIT_JOIN_IND, MT_ZDO_NWK_ADDR_OF_INTEREST_REQ commands	03/09/2015
1.14	<p>Addition of new MT commands for the Z3 stack update</p> <ul style="list-style-type: none"> <li>• New ZDO command ZDO_STARTUP_FROM_APP_EX</li> </ul> <p>Added MT_APP_CNF commands</p> <ul style="list-style-type: none"> <li>• APP_CNF_SET_NWK_FRAME_COUNTER</li> <li>• APP_CNF_SET_DEFAULT_REMOTE_ENDDEVICE_TIMEOUT</li> <li>• APP_CNF_SET_ENDDEVICETIMEOUT</li> <li>• APP_CNF_SET_ALLOWREJOIN_TC_POLICY</li> </ul>	10/25/2016

	<ul style="list-style-type: none"> <li>• APP_CNF_BDB_START_COMMISSIONING</li> <li>• APP_CNF_BDB_SET_CHANNEL</li> <li>• APP_CNF_BDB_ADD_INSTALLCODE</li> <li>• APP_CNF_BDB_SET_TC_REQUIRE_KEY_EXCHANGE</li> <li>• APP_CNF_BDB_SET_JOINUSESINSTALLCODEKEY</li> <li>• APP_CNF_BDB_SET_ACTIVE_DEFAULT_CENTRALIZED</li> <li>• APP_CNF_BDB_COMMISSIONING_NOTIFICATION</li> <li>• APP_CNF_BDB_ZED_ATTEMPT_RECOVER_NWK</li> </ul> <p>Added MT_GREENPOWER commands</p> <ul style="list-style-type: none"> <li>• GP_DATA_REQ</li> <li>• GP_SEC_RSP</li> <li>• GP_DATA_CNF</li> <li>• GP_SEC_REQ</li> </ul> <p>GP_DATA_IND</p>	
1.15	<p>MT_APP_CNF</p> <ul style="list-style-type: none"> <li>• ZDO_STARTUP_FROM_APP_EX deprecated. ZDO_STARTUP_FROM_APP fixed to be backward compatible.</li> <li>• BDB_COMMISSIONING_NOTIFICATION remaining methods parameter now returns the right value.</li> </ul> <p>MT_UTIL</p> <ul style="list-style-type: none"> <li>• UTIL_GET_DEVICE_INFO now returns Reduce Function Devices associated to the local device instead of all devices in the association table.</li> </ul>	5/10/2017

## Table of Contents

<b>1. INTRODUCTION.....</b>	<b>1</b>
1.1 SCOPE .....	1
1.2 OVERVIEW .....	1
1.3 REQUIREMENTS .....	2
1.4 ACRONYMS .....	2
1.5 REFERENCE DOCUMENTS.....	2
<b>2. MONITOR AND TEST TRANSPORT PROTOCOL.....</b>	<b>3</b>
2.1 FORMAT .....	3
2.1.1 <i>General Serial Packet</i> .....	3
2.1.2 <i>MT CMD</i> .....	3
2.2 EXAMPLE .....	5
<b>3. MONITOR AND TEST COMMANDS .....</b>	<b>6</b>
3.1 INTRODUCTION .....	6
3.2 <i>MT_AF</i> .....	6
3.2.1 <i>MT_AF Commands</i> .....	6
3.2.1.1 <i>AF_REGISTER</i> .....	6
3.2.1.2 <i>AF_DATA_REQUEST</i> .....	7
3.2.1.3 <i>AF_DATA_REQUEST_EXT</i> .....	7
3.2.1.4 <i>AF_DATA_REQUEST_SRC_RTG</i> .....	8
3.2.1.5 <i>AF_INTER_PAN_CTL</i> .....	9
3.2.1.6 <i>AF_DATA_STORE</i> .....	10
3.2.1.7 <i>AF_DATA_RETRIEVE</i> .....	10
3.2.1.8 <i>AF_APSF_CONFIG_SET</i> .....	11
3.2.2 <i>MT_AF Callbacks</i> .....	11
3.2.2.1 <i>AF_DATA_CONFIRM</i> .....	11
3.2.2.2 <i>AF_REFLECT_ERROR</i> .....	12
3.2.2.3 <i>AF_INCOMING_MSG</i> .....	12
3.2.2.4 <i>AF_INCOMING_MSG_EXT</i> .....	12
3.3 <i>MT_APP</i> .....	13
3.3.1 <i>MT_APP Commands</i> .....	14
3.3.1.1 <i>APP_MSG</i> .....	14
3.3.1.2 <i>APP_USER_TEST</i> .....	14
3.3.2 <i>MT_APP Callbacks</i> .....	15
3.4 <i>MT_DEBUG</i> .....	15
3.4.1 <i>MT_DEBUG Commands</i> .....	15
3.4.1.1 <i>DEBUG_SET_THRESHOLD</i> .....	15
3.4.1.2 <i>DEBUG_MSG</i> .....	15
3.4.2 <i>MT_DEBUG Callbacks</i> .....	15
3.5 <i>MT_MAC</i> .....	16
3.5.1 <i>MT_MAC Commands</i> .....	16
3.5.1.1 <i>MAC_RESET_REQ</i> .....	16
3.5.1.2 <i>MAC_INIT</i> .....	16
3.5.1.3 <i>MAC_START_REQ</i> .....	16
3.5.1.4 <i>MAC_SYNC_REQ</i> .....	18
3.5.1.5 <i>MAC_DATA_REQ</i> .....	18
3.5.1.6 <i>MAC_ASSOCIATE_REQ</i> .....	20
3.5.1.7 <i>MAC_ASSOCIATE_RSP</i> .....	21
3.5.1.8 <i>MAC_DISASSOCIATE_REQ</i> .....	22
3.5.1.9 <i>MAC_GET_REQ</i> .....	23
3.5.1.10 <i>MAC_SET_REQ</i> .....	24
3.5.1.11 <i>MAC_SCAN_REQ</i> .....	25

3.5.1.12	MAC_ORPHAN_RSP .....	26
3.5.1.13	MAC_POLL_REQ .....	26
3.5.1.14	MAC_PURGE_REQ .....	27
3.5.1.15	MAC_SET_RX_GAIN_REQ .....	28
3.5.2	MT_MAC Callbacks .....	28
3.5.2.1	MAC_SYNC_LOSS_IND .....	28
3.5.2.2	MAC_ASSOCIATE_IND .....	29
3.5.2.3	MAC_ASSOCIATE_CNF .....	30
3.5.2.4	MAC_BEACON_NOTIFY_IND .....	31
3.5.2.5	MAC_DATA_CNF .....	32
3.5.2.6	MAC_DATA_IND .....	32
3.5.2.7	MAC_DISASSOCIATE_IND .....	33
3.5.2.8	MAC_DISASSOCIATE_CNF .....	34
3.5.2.9	MAC_ORPHAN_IND .....	35
3.5.2.10	MAC_POLL_CNF .....	35
3.5.2.11	MAC_SCAN_CNF .....	36
3.5.2.12	MAC_COMM_STATUS_IND .....	36
3.5.2.13	MAC_START_CNF .....	37
3.5.2.14	MAC_RX_ENABLE_CNF .....	37
3.5.2.15	MAC_PURGE_CNF .....	38
3.6	MT_NWK .....	38
3.7	MT_SAPI .....	38
3.7.1	MT_SAPI Commands .....	38
3.7.1.1	ZB_SYSTEM_RESET .....	38
3.7.1.2	ZB_START_REQUEST .....	38
3.7.1.3	ZB_PERMIT_JOINING_REQUEST .....	39
3.7.1.4	ZB_BIND_DEVICE .....	39
3.7.1.5	ZB_ALLOW_BIND .....	40
3.7.1.6	ZB_SEND_DATA_REQUEST .....	40
3.7.1.7	ZB_READ_CONFIGURATION .....	41
3.7.1.8	ZB_WRITE_CONFIGURATION .....	41
3.7.1.9	ZB_GET_DEVICE_INFO .....	42
3.7.1.10	ZB_FIND_DEVICE_REQUEST .....	42
3.7.2	MT_SAPI Callbacks .....	43
3.7.2.1	ZB_START_CONFIRM .....	43
3.7.2.2	ZB_BIND_CONFIRM .....	43
3.7.2.3	ZB_ALLOW_BIND_CONFIRM .....	43
3.7.2.4	ZB_SEND_DATA_CONFIRM .....	43
3.7.2.5	ZB_RECEIVE_DATA_INDICATION .....	44
3.7.2.6	ZB_FIND_DEVICE_CONFIRM .....	44
3.8	MT_SYS .....	44
3.8.1	MT_SYS Commands .....	45
3.8.1.1	SYS_RESET_REQ .....	45
3.8.1.2	SYS_PING .....	45
3.8.1.3	SYS_VERSION .....	46
3.8.1.4	SYS_SET_EXTADDR .....	46
3.8.1.5	SYS_GET_EXTADDR .....	47
3.8.1.6	SYS_RAM_READ .....	47
3.8.1.7	SYS_RAM_WRITE .....	48
3.8.1.8	SYS_OSAL_NV_READ .....	48
3.8.1.9	SYS_OSAL_NV_WRITE .....	49
3.8.1.10	SYS_OSAL_NV_ITEM_INIT .....	49
3.8.1.11	SYS_OSAL_NV_DELETE .....	50
3.8.1.12	SYS_OSAL_NV_LENGTH .....	50
3.8.1.13	SYS_OSAL_START_TIMER .....	51
3.8.1.14	SYS_OSAL_STOP_TIMER .....	51

3.8.1.15	<i>SYS_RANDOM</i> .....	52
3.8.1.16	<i>SYS_ADC_READ</i> .....	52
3.8.1.17	<i>SYS_GPIO</i> .....	53
3.8.1.18	<i>SYS_STACK_TUNE</i> .....	53
3.8.1.19	<i>SYS_SET_TIME</i> .....	54
3.8.1.20	<i>SYS_GET_TIME</i> .....	54
3.8.1.21	<i>SYS_SET_TX_POWER</i> .....	55
3.8.1.22	<i>SYS_ZDIAGS_INIT_STATS</i> .....	55
3.8.1.23	<i>SYS_ZDIAGS_CLEAR_STATS</i> .....	56
3.8.1.24	<i>SYS_ZDIAGS_GET_STATS</i> .....	56
3.8.1.25	<i>SYS_ZDIAGS_RESTORE_STATS_NV</i> .....	57
3.8.1.26	<i>SYS_ZDIAGS_SAVE_STATS_TO_NV</i> .....	57
3.8.1.27	<i>SYS_NV_CREATE</i> .....	58
3.8.1.28	<i>SYS_NV_DELETE</i> .....	58
3.8.1.29	<i>SYS_NV_LENGTH</i> .....	59
3.8.1.30	<i>SYS_NV_READ</i> .....	59
3.8.1.31	<i>SYS_NV_WRITE</i> .....	60
3.8.1.32	<i>SYS_NV_UPDATE</i> .....	60
3.8.1.33	<i>SYS_NV_COMPACT</i> .....	61
3.8.1.34	<i>SYS_OSAL_NV_READ_EXT</i> .....	61
3.8.1.35	<i>SYS_OSAL_NV_WRITE_EXT</i> .....	62
3.8.2	<i>MT_SYS Callbacks</i> .....	62
3.8.2.1	<i>SYS_RESET_IND</i> .....	62
3.8.2.2	<i>SYS_OSAL_TIMER_EXPIRED</i> .....	63
3.9	<i>MT_UART</i> .....	63
3.10	<i>MT_UTIL</i> .....	63
3.10.1	<i>MT_UTIL Commands</i> .....	63
3.10.1.1	<i>UTIL_GET_DEVICE_INFO</i> .....	63
3.10.1.2	<i>UTIL_GET_NV_INFO</i> .....	64
3.10.1.3	<i>UTIL_SET_PANID</i> .....	64
3.10.1.4	<i>UTIL_SET_CHANNELS</i> .....	65
3.10.1.5	<i>UTIL_SET_SECLEVEL</i> .....	65
3.10.1.6	<i>UTIL_SET_PRECFGKEY</i> .....	66
3.10.1.7	<i>UTIL_CALLBACK_SUB_CMD</i> .....	66
3.10.1.8	<i>UTIL_KEY_EVENT</i> .....	67
3.10.1.9	<i>UTIL_TIME_ALIVE</i> .....	68
3.10.1.10	<i>UTIL_LED_CONTROL</i> .....	68
3.10.1.11	<i>UTIL_LOOPBACK</i> .....	68
3.10.1.12	<i>UTIL_DATA_REQ</i> .....	69
3.10.1.13	<i>UTIL_SRC_MATCH_ENABLE</i> .....	69
3.10.1.14	<i>UTIL_SRC_MATCH_ADD_ENTRY</i> .....	70
3.10.1.15	<i>UTIL_SRC_MATCH_DEL_ENTRY</i> .....	70
3.10.1.16	<i>UTIL_SRC_MATCH_CHECK_SRC_ADDR</i> .....	71
3.10.1.17	<i>UTIL_SRC_MATCH_ACK_ALL_PENDING</i> .....	71
3.10.1.18	<i>UTIL_SRC_MATCH_CHECK_ALL_PENDING</i> .....	72
3.10.1.19	<i>UTIL_ADDRMGR_EXT_ADDR_LOOKUP</i> .....	72
3.10.1.20	<i>UTIL_ADDRMGR_NWK_ADDR_LOOKUP</i> .....	72
3.10.1.21	<i>UTIL_APSME_LINK_KEY_DATA_GET</i> .....	73
3.10.1.22	<i>UTIL_APSME_LINK_KEY_NV_ID_GET</i> .....	73
3.10.1.23	<i>UTIL_APSME_REQUEST_KEY_CMD</i> .....	74
3.10.1.24	<i>UTIL_ASSOC_COUNT</i> .....	74
3.10.1.25	<i>UTIL_ASSOC_FIND_DEVICE</i> .....	75
3.10.1.26	<i>UTIL_ASSOC_GET_WITH_ADDRESS</i> .....	75
3.10.1.27	<i>UTIL_BIND_ADD_ENTRY</i> .....	76
3.10.1.28	<i>UTIL_ZCL_KEY_EST_INIT_EST</i> .....	76
3.10.1.29	<i>UTIL_ZCL_KEY_EST_SIGN</i> .....	77

3.10.1.30	UTIL_SRNG_GEN.....	77
3.10.2	MT_UTIL Callbacks.....	78
3.10.2.1	UTIL_SYNC_REQ.....	78
3.10.2.2	UTIL_ZCL_KEY_ESTABLISH_IND.....	78
3.11	MT_VERSION.....	78
3.12	MT_ZDO.....	78
3.12.1	MT_ZDO Commands.....	79
3.12.1.1	ZDO_NWK_ADDR_REQ.....	79
3.12.1.2	ZDO_IEEE_ADDR_REQ.....	79
3.12.1.3	ZDO_NODE_DESC_REQ.....	80
3.12.1.4	ZDO_POWER_DESC_REQ.....	80
3.12.1.5	ZDO_SIMPLE_DESC_REQ.....	81
3.12.1.6	ZDO_ACTIVE_EP_REQ.....	81
3.12.1.7	ZDO_MATCH_DESC_REQ.....	82
3.12.1.8	ZDO_COMPLEX_DESC_REQ.....	82
3.12.1.9	ZDO_USER_DESC_REQ.....	83
3.12.1.10	ZDO_END_DEVICE ANNCE.....	83
3.12.1.11	ZDO_USER_DESC SET.....	84
3.12.1.12	ZDO_SERVER_DISC_REQ.....	84
3.12.1.13	ZDO_END_DEVICE_BIND_REQ.....	85
3.12.1.14	ZDO_BIND_REQ.....	85
3.12.1.15	ZDO_UNBIND_REQ.....	86
3.12.1.16	ZDO_MGMT_NWK_DISC_REQ.....	87
3.12.1.17	ZDO_MGMT_LQI_REQ.....	88
3.12.1.18	ZDO_MGMT_RTG_REQ.....	88
3.12.1.19	ZDO_MGMT_BIND_REQ.....	89
3.12.1.20	ZDO_MGMT_LEAVE_REQ.....	89
3.12.1.21	ZDO_MGMT_DIRECT_JOIN_REQ.....	90
3.12.1.22	ZDO_MGMT_PERMIT_JOIN_REQ.....	90
3.12.1.23	ZDO_MGMT_NWK_UPDATE_REQ.....	91
3.12.1.24	ZDO_MSG_CB_REGISTER.....	92
3.12.1.25	ZDO_MSG_CB_REMOVE.....	92
3.12.1.26	ZDO_STARTUP_FROM_APP.....	93
3.12.1.27	ZDO_STARTUP_FROM_APP_EX.....	93
3.12.1.28	ZDO_SET_LINK_KEY.....	94
3.12.1.29	ZDO_REMOVE_LINK_KEY.....	94
3.12.1.30	ZDO_GET_LINK_KEY.....	95
3.12.1.31	ZDO_NWK_DISCOVERY_REQ.....	95
3.12.1.32	ZDO_JOIN_REQ.....	96
3.12.1.33	ZDO_SET_REJOIN_PARAMETERS.....	97
3.12.1.34	ZDO_SEC_ADD_LINK_KEY.....	97
3.12.1.35	ZDO_SEC_ENTRY_LOOKUP_EXT.....	98
3.12.1.36	ZDO_SEC_DEVICE_REMOVE.....	99
3.12.1.37	ZDO_EXT_ROUTE_DISC.....	99
3.12.1.38	ZDO_EXT_ROUTE_CHECK.....	100
3.12.1.39	ZDO_EXT_REMOVE_GROUP.....	100
3.12.1.40	ZDO_EXT_REMOVE_ALL_GROUP.....	101
3.12.1.41	ZDO_EXT_FIND_ALL_GROUPS_ENDPOINT.....	101
3.12.1.42	ZDO_EXT_FIND_GROUP.....	102
3.12.1.43	ZDO_EXT_ADD_GROUP.....	102
3.12.1.44	ZDO_EXT_COUNT_ALL_GROUPS.....	103
3.12.1.45	ZDO_EXT_RX_IDLE.....	103
3.12.1.46	ZDO_EXT_UPDATE_NWK_KEY.....	104
3.12.1.47	ZDO_EXT_SWITCH_NWK_KEY.....	104
3.12.1.48	ZDO_EXT_NWK_INFO.....	104
3.12.1.49	ZDO_EXT_SEC_APS_REMOVE_REQ.....	105



3.12.1.50	ZDO_FORCE_CONCENTRATOR_CHANGE.....	106
3.12.1.51	ZDO_EXT_SET_PARAMS.....	106
3.12.1.52	ZDO_NWK_ADDR_OF_INTEREST_REQ.....	106
3.12.2	MT_ZDO_Callbacks.....	107
3.12.2.1	ZDO_NWK_ADDR_RSP.....	107
3.12.2.2	ZDO_IEEE_ADDR_RSP.....	107
3.12.2.3	ZDO_NODE_DESC_RSP.....	108
3.12.2.4	ZDO_POWER_DESC_RSP.....	109
3.12.2.5	ZDO_SIMPLE_DESC_RSP.....	109
3.12.2.6	ZDO_ACTIVE_EP_RSP.....	110
3.12.2.7	ZDO_MATCH_DESC_RSP.....	110
3.12.2.8	ZDO_COMPLEX_DESC_RSP.....	111
3.12.2.9	ZDO_USER_DESC_RSP.....	111
3.12.2.10	ZDO_USER_DESC_CONF.....	112
3.12.2.11	ZDO_SERVER_DISC_RSP.....	112
3.12.2.12	ZDO_END_DEVICE_BIND_RSP.....	112
3.12.2.13	ZDO_BIND_RSP.....	113
3.12.2.14	ZDO_UNBIND_RSP.....	113
3.12.2.15	ZDO_MGMT_NWK_DISC_RSP.....	113
3.12.2.16	ZDO_MGMT_LQI_RSP.....	114
3.12.2.17	ZDO_MGMT_RTG_RSP.....	115
3.12.2.18	ZDO_MGMT_BIND_RSP.....	116
3.12.2.19	ZDO_MGMT_LEAVE_RSP.....	116
3.12.2.20	ZDO_MGMT_DIRECT_JOIN_RSP.....	117
3.12.2.21	ZDO_MGMT_PERMIT_JOIN_RSP.....	117
3.12.2.22	ZDO_STATE_CHANGE_IND.....	117
3.12.2.23	ZDO_END_DEVICE_ANNCIE_IND.....	117
3.12.2.24	ZDO_MATCH_DESC_RSP_SENT.....	118
3.12.2.25	ZDO_STATUS_ERROR_RSP.....	118
3.12.2.26	ZDO_SRC_RTG_IND.....	119
3.12.2.27	ZDO_BEACON_NOTIFY_IND.....	119
3.12.2.28	ZDO_JOIN_CNF.....	120
3.12.2.29	ZDO_NWK_DISCOVERY_CNF.....	120
3.12.2.30	ZDO_LEAVE_IND.....	121
3.12.2.31	ZDO_MSG_CB_INCOMING.....	121
3.12.2.32	ZDO_TC_DEV_IND.....	121
3.12.2.33	ZDO_PERMIT_JOIN_IND.....	122
3.13	MT_APP_CONFIG.....	122
3.13.1	MT_APP_CONFIG Commands.....	122
3.13.1.1	APP_CNF_SET_NWK_FRAME_COUNTER.....	122
3.13.1.2	APP_CNF_SET_DEFAULT_REMOTE_ENDDEVICE_TIMEOUT.....	123
3.13.1.3	APP_CNF_SET_ENDDEVICETIMEOUT.....	123
3.13.1.4	APP_CNF_SET_ALLOWREJOIN_TC_POLICY.....	124
3.13.1.5	APP_CNF_BDB_START_COMMISSIONING.....	125
3.13.1.6	APP_CNF_BDB_SET_CHANNEL.....	125
3.13.1.7	APP_CNF_BDB_ADD_INSTALLCODE.....	126
3.13.1.8	APP_CNF_BDB_SET_TC_REQUIRE_KEY_EXCHANGE.....	126
3.13.1.9	APP_CNF_BDB_SET_JOINUSESINSTALLCODEKEY.....	127
3.13.1.10	APP_CNF_BDB_SET_ACTIVE_DEFAULT_CENTRALIZED_KEY.....	128
3.13.1.11	APP_CNF_BDB_ZED_ATTEMPT_RECOVER_NWK.....	128
3.13.2	MT_APP_CONFIG Callbacks.....	129
3.13.2.1	APP_CNF_BDB_COMMISSIONING_NOTIFICATION.....	129
3.14	MT_GREENPOWER.....	130
3.14.1	MT_GP Commands.....	130
3.14.1.1	GP_DATA_REQ.....	130
3.14.1.2	GP_SEC_RSP.....	131

3.14.2	<i>MT_GP Callbacks</i> .....	132
3.14.2.1	<i>GP_DATA_CNF</i> .....	132
3.14.2.2	<i>GP_SEC_REQ</i> .....	133
3.14.2.3	<i>GP_DATA_IND</i> .....	134

## 1. Introduction

### 1.1 Scope

This document describes the Monitor and Test (MT) interface that is used for communication between the host tester and a ZigBee device through RS-232 serial port. Tester can issue MT commands to the ZigBee target through a PC application called Z-Tool. The target must be programmed with the latest Texas Instruments Z-Stack™.

### 1.2 Overview

MT interfaces are divided into categories, shown in the table below. Most interfaces can be disabled or enabled by a compile flag. Depending on the desired interfaces, certain flags need to be enabled during compilation. For a list of supported compile flags, check the “Z-Stack Compile Option” document.

Interface	Description	Compile flags
MT_AF	This interface allows tester to interact with AF layer of the target.	MT_AF_FUNC MT_AF_CB_FUNC
MT_APP	This interface allows tester to interact with APP layer of the target to control custom tests such as test profile or user-defined test.	MT_APP_FUNC
MT_DEBUG	This interface allows tester to control the debug-messaging mechanism such as debug threshold, debug messages, etc.	MT_DEBUG_FUNC
MT_NWK	This interface allows tester to interact with NWK layer of the target.	MT_NWK_FUNC MT_NWK_CB_FUNC
MT_SAPI	This interface allows tester to interact with simple API interface.	MT_SAPI_FUNC MT_SAPI_CB_FUNC
MT_SYS	This interface allows the tester to interact with the target at system level such as reset, read/write memory, read/write extended address, etc.	MT_SYS_FUNC
MT_TASK	This interface handles communication between the Monitor Test interface and Z-Stack. Tester has no control direct over this interface.	MT_TASK
MT_UART	This interface handles communication between the target and Z-Tool. Tester has no direct control over this interface.	N/A
MT_UTIL	This interface provides tester supporting functionalities such as setting PanID, getting device info, getting NV info, subscribing callbacks, etc.	MT_UTIL_FUNC
MT_VERSION	This interface contains information about the release version of the software.	N/A
MT_ZDO	This interface allows tester to interact with the ZDO layer of the target.	MT_ZDO_FUNC MT_ZDO_CB_FUNC
MT_APP_CNF	This interface allows to interact with the commands introduced by Z3.0 Base Device Behavior.	MT_APP_CNF_FUNC
MT_GP	This interface allows to interact with GP stubs.	MT_GP_CB_FUNC

### 1.3 Requirements

There are several requirements for a tester to interact with the ZigBee target through the MT interface:

- ZigBee target is programmed with Texas Instruments Z-Stack™ (ZStack-2.1.0 or newer).
- Z-Tool 2.0 or newer installed on the tester PC.
- PC is connected to ZigBee target through RS-232 serial port.

### 1.4 Acronyms

**Table 1**

<b>ADC</b>	Analog to Digital Conversion
<b>AF</b>	Application Framework
<b>AREQ</b>	Asynchronous Request
<b>FCS</b>	Frame Check Sequence
<b>MT</b>	Monitor and Test
<b>RPC</b>	Remote Procedure Call
<b>SAPI</b>	Simple API
<b>SOF</b>	Start of Frame
<b>SREQ</b>	Synchronous Request
<b>SRSP</b>	Synchronous Response
<b>Z-Stack</b>	Texas Instruments ZigBee protocol stack
<b>Z-Tool</b>	Texas Instruments ZigBee PC-based test tool

### 1.5 Reference Documents

- [1] Z-Stack Compile Options (SWRA188).
- [2] Z-Stack User's Guides (SWRA161, SWRA162, SWRA163, SWRA164, SWRA165)
- [3] Z-Stack Developer's Guide (SWRA176)
- [4] Z-Stack Application Programming Interface (SWRA195)

## 2. Monitor and Test Transport Protocol

- A transport protocol is necessary so that messages can be exchanged between the tester and target over an RS-232 serial link. The purpose of the transport protocol is to frame the messages in packets for proper transmission and reception and to ensure message integrity.
- The physical transmission uses: no Parity; 8 data bits and 1 stop bits for each byte.
- The transmission rate will be 38.4 kbps, 57.6kbps and 115.2kbps
- The Z-Tool program must send one message at a time and wait for either the expected response message to a timeout before sending the next message or resending the current message.
- Fields that are multi-byte fields are transmitted Least Significant byte first (LSB). There is no provision for retransmission of lost packets

### 2.1 Format

#### 2.1.1 General Serial Packet

- Serial packets are sent between the Z-Tool PC application and the target ZigBee device. They contain an SOF (Start of Frame), followed by a variable-length MT packet, and terminated by an FCS (Frame Check Sequence).
- Building of the serial packets is handled by MT\_TransportSend() where the SOF is inserted at the beginning of the packet and FCS is computed and appended to the end of the packet.

SOF	MT CMD	FCS
Byte: 1	3-256	1

**SOF** (Start of Frame): This is a one byte field with value equal to **0xFE** that defines the start of each general serial packet.

**MT CMD** (Monitor Test Command): This contains 1 byte for the length of the actual data, 2 bytes for the MT command Id, and the data ranging from 0-250 bytes. Check 2.1.2 for more details.

**FCS** (Frame Check Sequence): This is a one byte field that is used to ensure packet integrity. This field is computed as an XOR of all the bytes in the message starting with LEN field and through the last byte of data. The receiver XORs all the received data bytes as indicated above and then XORs the received FCS field. If the sum is not equal to zero, the received packet is in error.

#### 2.1.2 MT CMD

- MT CMD is the actually Monitor and Test command. It contains information that Z-Tool and Z-Stack need to control the target.
- It contains 1 byte for the length of the actual data, 2 bytes for the command, and data ranging from 0-250 bytes.

LEN	CMD	DATA
Byte: 1	2	0-250

**LEN** (Length): This one byte field is the number of bytes in the **DATA** field. If the **DATA** field contains no information this LEN field has a value of 0 and the total length of the **MT CMD** is 3 bytes (0 data message).

**CMD** (Command Id): This is a two byte field with a value denoting the Command Identification (Id) for this message. This field is described in detail below.

CMD0		CMD1
Bit: 7-5	4-0	7-0
Type	Subsystem	Id

**Type:** Type for the command is described by bit 5, 6, 7 of CMD0 byte. The command type has one of the following values:

Type	CMD0Value
POLL	0x00
SREQ	0x20
AREQ	0x40
SRSP	0x60

- 0: POLL. A POLL command is used to retrieve queued data. This command is only applicable to SPI transport. For a POLL command the subsystem and Id are set to zero and data length is zero.
- 1: SREQ: A synchronous request that requires an immediate response. For example, a function call with a return value would use an SREQ command.
- 2: AREQ: An asynchronous request. For example, a callback event or a function call with no return value would use an AREQ command.
- 3: SRSP: A synchronous response. This type of command is only sent in response to a SREQ command. For an SRSP command the subsystem and Id are set to the same values as the corresponding SREQ. The length of an SRSP is generally nonzero, so an SRSP with length=0 can be used to indicate an error.
- 4-7: Reserved.

**Subsystem:** The subsystem of the command is described by bit 0, 1, 2, 3, 4 of CMD0. The command subsystem has one of the following values:

Subsystem	Subsystem Value
Reserved	0x00
SYS interface	0x01
MAC interface	0x02
NWK interface	0x03
AF interface	0x04
ZDO interface	0x05
SAPI interface	0x06
UTIL interface	0x07
DEBUG interface	0x08
APP interface	0x09
APP config	0x0F
GreenPower	0x15

**Id:** The command Id. The Id maps to a particular interface message. Range: 0-250.

**DATA:** This field contains the actual data to be transmitted. This is a field which varies in size according to the command. It can be 0 to 250.

## 2.2 Example

**SYS\_PING** command will look like **0xFE 0x00 0x21 0x01 0x20**

SOF	LEN	CMD0	CMD1	DATA	FCS
Byte: 1	1	1	1	0	1
0xFE	0x00	0x21	0x01	N/A	0x20

**SYS\_PING** response will look like **0xFE 0x02 0x61 0x01 0x11 0x00 0x73**

SOF	LEN	CMD0	CMD1	DATA0	DATA1	FCS
Byte: 1	1	1	1	1	1	1
0xFE	0x02	0x61	0x01	0x11	0x00	0x73

### 3. Monitor and Test Commands

#### 3.1 Introduction

Monitor and Test commands (MT commands) exchanged between the target and the tester via a supported H/W medium (i.e.RS-232 or USB.) The tester controls the target using Z-Tool 2.0. In order for the target to communicate with Z-Tool 2.0, Z-Stack must be compiled with MT\_SYS\_FUNC. This enables the MT\_SYS interface so Z-Tool 2.0 can communicate to establish the connection. Some MT interfaces support callbacks. This requires MT\_UTIL\_FUNC to be compiled with Z-Stack in order for the tester to subscribe callback. The corresponding MT interface must also be compiled with the correct flag in order for the callbacks to be received and processed correctly by Z-Stack and Z-Tool 2.0. For the complete details on MT flags, check section 1.2 or “Z-Stack Compile Option” document (SWRA188).

Summary:

- Z-Tool 2.0 installed and connected to target using the supported H/W interface.
- Z-Stack must be compiled with MT\_SYS\_FUNC and MT\_UTIL\_FUNC.
- Z-Stack must be compiled with MT interface what tester will use.
- Z-Stack and Z-Tool must be set at the same baud rate, no Parity, 8 data-bits and 1 stop-bit for each byte.
- If the target supports flow control, this must be set correctly as well in Z-Tool 2.0

#### 3.2 MT\_AF

This interface allows the tester to interact with the Application Framework layer (AF).

##### 3.2.1 MT\_AF Commands

###### 3.2.1.1 AF\_REGISTER

**Description:**

This command enables the tester to register an application’s endpoint description.

**Usage:**

**SREQ:**

1	1	1	1	2	2
Length = 0x09-0x49	Cmd0 = 0x24	Cmd1 = 0x00	EndPoint	AppProfId	AppDeviceId
1	1	1	0-32	1	0-32
AppDevVer	LatencyReq	AppNumInClusters	AppInClusterList	AppNumOutClusters	AppOutClusterList

**Attributes:**

Attribute	Length (byte)	Description
EndPoint	1	Specifies the endpoint of the device
AppProfId	2	Specifies the profile Id of the application
AppDeviceId	2	Specifies the device description Id for this endpoint
AddDevVer	1	Specifies the device version number
LatencyReq	1	Specifies latency. 0x00-No latency 0x01-fast beacons 0x02-slow beacons
AppNumInClusters	1	the number of Input cluster Id’s following in the AppInClusterList
AppInClusterList	32	Specifies the list of Input Cluster Id’s
AppNumOutClusters	1	Specifies the number of Output cluster Id’s following in the AppOutClusterList
AppOutClusterList	32	Specifies the list of Output Cluster Id’s



**SRSP:**

Byte: 1	1	1	1
Length = 0x01	Cmd0 = 0x64	Cmd1 = 0x00	Status

**Attributes:**

Attribute	Length (byte)	Description
Status	1	Status is either Success (0) or Failure (1).

**3.2.1.2 AF\_DATA\_REQUEST****Description:**

This command is used by the tester to build and send a message through AF layer.

**Usage:****SREQ:**

Byte: 1	1	1	2	1
Length = 0x0A-0x8A	Cmd0 = 0x24	Cmd1 = 0x01	DstAddr	DstEndpoint

Byte: 1	2	1	1	1	1	0-128
SrcEndpoint	ClusterId	TransId	Options	Radius	Len	Data

**Attributes:**

Attribute	Length (byte)	Description
DstAddr	2	Short address of the destination device
DstEndpoint	1	Endpoint of the destination device
SrcEndpoint	1	Endpoint of the source device
ClusterId	2	Specifies the cluster ID
TransId	1	Specifies the transaction sequence number of the message.
Options	1	Transmit options bit mask according to the following defines from AF.h: bit 1: sets 'Wildcard Profile ID'; bit 4: turns on/off 'APS ACK'; bit 5 sets 'discover route'; bit 6 sets 'APS security'; bit 7 sets 'skip routing'.
Radius	1	Specifies the number of hops allowed delivering the message (see AF_DEFAULT_RADIUS.)
Len	1	Length of the data.
Data	0-128	0-128 bytes data

**SRSP:**

Byte: 1	1	1	1
Length = 0x01	Cmd0 = 0x64	Cmd1 = 0x01	Status

**Attributes:**

Attribute	Length (byte)	Description
Status	1	Status is either Success (0) or Failure (1).

**3.2.1.3 AF\_DATA\_REQUEST\_EXT****Description:**

This extended form of the AF\_DATA\_REQUEST must be used to send an inter-pan message (note that the target code must be compiled with the INTER\_PAN flag defined.) This extended data request must also be used when making a request with a huge data byte count which is defined to be a size that would cause the RPC request to exceed the maximum allowed size:

$$MT\_RPC\_DATA\_MAX - \text{sizeof}(AF\_DATA\_REQUEST\_EXT)$$

Where `sizeof(AF_DATA_REQUEST_EXT)` counts everything but the data bytes and now stands at 20. When making an AF\_DATA\_REQUEST\_EXT with a huge data byte count, the request shall not contain any data bytes. The huge data buffer is sent over separately as a sequence of one or more AF\_DATA\_STORE requests. Note that the outgoing huge message is timed-out in 15 seconds; thus all AF\_DATA\_STORE requests must be completed within 15 seconds of an

AF\_DATA\_REQUEST\_EXT with a huge data byte count. And any AF\_DATA\_REQUEST\_EXT with a huge data byte count must be completed (or timed-out) before another will be started. The default timeout can be changed by defining the following to other values:

```
#if !defined MT_AF_EXEC_CNT
#define MT_AF_EXEC_CNT 15
#endif
#if !defined MT_AF_EXEC_DLY
#define MT_AF_EXEC_DLY 1000
#endif
```

**Usage:****SREQ:**

1	1	1	1	8	1		
Length = 0x14-0x93	Cmd0 = 0x24	Cmd1 = 0x02	DstAddrMode	DstAddr	DstEndpoint		
2	1	2	1	1	1	2	0-128
DstPanId	SrcEndpoint	ClusterId	TransId	Options	Radius	Len	Data

**Attributes:**

Attribute	Length (byte)	Description
DstAddrMode	1	A value of 3 (the enumeration value for 'afAddr64Bit') indicates 8-byte (64-bit) address mode; otherwise a value of 2 indicates 2-byte (16-bit) address mode, using only the 2 LSB's of the DstAddr field to form a 2-byte short address.
DstAddr	8	LSB to MSB for the long or short address of the destination device (upper 6 bytes are don't care when short address.)
DstEndpoint	1	Endpoint of the destination device (but don't care if the DstPanId is non-zero, which indicates an inter-pan message.)
DstPanId	2	PanId of the destination device: 0x0000=Intra-Pan; otherwise, Inter-Pan.
SrcEndpoint	1	Endpoint of the source device.
ClusterId	2	Specifies the cluster ID
TransId	1	Specifies the transaction sequence number of the message.
Options	1	Transmit options bit mask according to the following defines from AF.h: bit 1: sets 'Wildcard Profile ID'; bit 4: turns on/off 'APS ACK'; bit 5 sets 'discover route'; bit 6 sets 'APS security'; bit 7 sets 'skip routing'. (This doesn't apply for an inter-pan message.)
Radius	1	Specifies the number of hops allowed delivering the message (reference DEF_NWK_RADIUS.)
Len	2	Length of the data. If a large data length causes the MT command to exceed MT_RPC_DATA_MAX, then zero bytes of the data shall be sent with this request and the data shall be transferred in as many MT_AF_DATA_STORE requests as necessary.
Data	0-128	0-128 bytes data

**SRSP:**

Byte: 1	1	1	1
Length = 0x01	Cmd0 = 0x64	Cmd1 = 0x02	Status

**Attributes:**

Attribute	Length (byte)	Description
Status	1	Status is either Success (0) or Failure (1).

**3.2.1.4 AF\_DATA\_REQUEST\_SRC\_RTG****Description:**

This command is used by the tester to build and send a message through AF layer using source routing.

**Usage:****SREQ:**

Byte: 1	1	1	2	1				
Length = 0x0B-0xFA	Cmd0 = 0x24	Cmd1 = 0x03	DstAddr	DstEndpoint				
Byte: 1	2	1	1	1	1	2N	1	0-128
SrcEndpoint	ClusterId	TransId	Options	Radius	Relay Count (N)	RelayList	Len	Data

**Attributes:**

Attribute	Length (byte)	Description
DstAddr	2	Short address of the destination device
DstEndpoint	1	Endpoint of the destination device
SrcEndpoint	1	Endpoint of the source device
ClusterId	2	Specifies the cluster ID
TransId	1	Specifies the transaction sequence number of the message.
Options	1	Transmit options bit mask: Bit 0: turns on/off 'APS ACK'; bit 2 sets 'APS security'; bit 3 sets 'skip routing'.
Radius	1	Specifies the number of hops allowed delivering the message (reference DEF_NWK_RADIUS.)
Relay Count	1	Specifies the number of devices in the relay list for source routing
Relay List	2N	List of relay devices on the source routing path. For each device, it contains 2 bytes short address for each device.
Len	1	Length of the data.
Data	0-128	0-128 bytes data

**SRSP:**

Byte: 1	1	1	1
Length = 0x01	Cmd0 = 0x64	Cmd1 = 0x03	Status

**Attributes:**

Attribute	Length (byte)	Description
Status	1	Status is either Success (0) or Memory Failure (0x01).

**3.2.1.5 AF\_INTER\_PAN\_CTL****Description:**

Inter-Pan control command and data. The data content depends upon the command and the available commands are enumerated as InterPanCtl\_t.

**Usage:****SREQ:**

Byte: 1	1	1	1	0-3
Length = 0x01-0x04	Cmd0 = 0x24	Cmd1 = 0x10	Command	Data

**Data:**

Command	Data Length (byte)	Description
0: InterPanClr	0	Proxy call to StubAPS_SetIntraPanChannel() to switch channel back to the NIB-specified channel.
1: InterPanSet	1	Proxy call to StubAPS_SetInterPanChannel() with the 1-byte channel specified.
2: InterPanReg	1	If the 1-byte Endpoint specified by the data argument is found by invoking affFindEndPointDesc(), then proxy a call to StubAPS_RegisterApp() with the pointer to the endPointDesc_t found (i.e. the Endpoint must already be registered with AF).
3: InterPanChk	3	Proxy a call to StubAPS_InterPan() with the 2-byte PanId (LSB:MSB) and 1-byte EndPoint data.

**SRSP:**

Byte: 1	1	1	1
Length = 0x01	Cmd0 = 0x64	Cmd1 = 0x10	Status

**Attributes:**

Attribute	Length (byte)	Description
Status	1	Success (0)
		Failure (0x01) if a channel change is in progress
		Invalid_Parameter (0x02).
		ZApsNotAllowed (0xBA) if MAC is not in an Idle state.

**3.2.1.6 AF\_DATA\_STORE****Description:**

Huge AF data request data buffer store command and data.

**Usage:****SREQ:**

Byte: 1	1	1	2	1	0-252
Length = 0x03-0xFA	Cmd0 = 0x24	Cmd1 = 0x11	Index	Length	Data

**Attributes:**

Command	Length (byte)	Description
Index	2	Specifies the index into the outgoing data request data buffer to start the storing of this chunk of data.
Length	1	Specifies the length of this data chunk to store. A length of zero is special and triggers the actually sending of the data request OTA.
Data	0-252	Contains 0 to 252 bytes of data.

**SRSP:**

Byte: 1	1	1	1
Length = 0x01	Cmd0 = 0x64	Cmd1 = 0x11	AF-Status

**Attributes:**

Attribute	Length (byte)	Description
Status	1	afStatus_SUCCESS 0x00
		afStatus_FAILED 0x01
		afStatus_MEM_FAIL 0x10
		afStatus_INVALID_PARAMETER 0x02
		Note that the status is for storing a chunk of data when Length is not zero and the return value of the AF_DataRequest() when it is zero.

**3.2.1.7 AF\_DATA\_RETRIEVE****Description:**

Huge AF incoming message data buffer retrieve command.

**Usage:****SREQ:**

Byte: 1	1	1	4	2	1
Length = 0x07	Cmd0 = 0x24	Cmd1 = 0x12	Timestamp	Index	Length

**Attributes:**

Command	Length	Description
Timestamp	4	The timestamp of the incoming message in order to uniquely Identify it in a queue of incoming huge messages.
Index	2	Specifies the index into the incoming message data buffer to start the

retrieving of this chunk of data.  
 Specifies the length of this data chunk to retrieve.  
 A length of zero is special and triggers the freeing of the corresponding incoming message.

**SRSP:**

Byte: 1	1	1	1	1	0-253
Length = 0x02-0xFA	Cmd0 = 0x64	Cmd1 = 0x12	AF-Status	Length	Data

**Attributes:**

Attribute	Length (byte)	Description
Status	1	afStatus_SUCCESS 0x00
		afStatus_FAILED 0x01
		afStatus_MEM_FAIL 0x10
		afStatus_INVALID_PARAMETER 0x02
Length	1	Specifies the length of this data chunk retrieved.
Data	0-253	The length of data bytes requested from the specified index into the huge incoming message data buffer.

**3.2.1.8 AF\_APSF\_CONFIG\_SET****Description:**

MT proxy for afAPSF\_ConfigSet().

**Usage:****SREQ:**

Byte: 1	1	1	1	1	1
Length = 0x03	Cmd0 = 0x24	Cmd1 = 0x13	endPoint	frameDelay	windowSize

**Attributes:**

Command	Length	Description
endpoint	1	The specific EndPoint for which to set the fragmentation configuration.
frameDelay	1	The APS Fragmentation inter-frame delay in milliseconds (delay between frame fragments within the window).
windowSize	1	The APS Fragmentation window size (number of frames between APS acknowledge from receiving node).

**SRSP:**

Byte: 1	1	1	1
Length = 0x01	Cmd0 = 0x64	Cmd1 = 0x13	AF-Status

**Attributes:**

Attribute	Length (byte)	Description
Status	1	afStatus_SUCCESS 0x00
		afStatus_INVALID_PARAMETER 0x02

**3.2.2 MT\_AF Callbacks****3.2.1.1 AF\_DATA\_CONFIRM****Description:**

This command is sent by the device to the user after it receives a data request.

**Usage:****AREQ:**

Byte: 1	1	1	1	1	1
Length = 0x03	Cmd0 = 0x44	Cmd1 = 0x80	Status	Endpoint	TransId

**Attributes:**

Attribute	Length (byte)	Description
Status	1	Status is either Success (0) or Failure (1).
Endpoint	1	Endpoint of the device
TransId	1	Specified the transaction sequence number of the message

**3.2.1.2 AF\_REFLECT\_ERROR****Description:**

This command is sent by the device to the user when it determines that an error occurred during a reflected message.

**Usage:****AREQ:**

Byte: 1	1	1	1	1	1	1
Length = 0x06	Cmd0 = 0x44	Cmd1 = 0x83	Status	Endpoint	TransId	
1	2					
dstAddrMode	dstAddr					

**Attributes:**

Attribute	Length (byte)	Description
Status	1	Contains the error indication (ie. ZAbsNoAck)
Endpoint	1	Endpoint of the device
TransId	1	Specified the transaction sequence number of the message
dstAddrMode	1	Destination address type: 0 - short address, 1 - group address
dstAddr	2	Destination address - depends on dstAddrMode

**3.2.1.3 AF\_INCOMING\_MSG****Description:**

This callback message is in response to incoming data to any of the registered endpoints on this device.

**Usage:****AREQ:**

1	1	1	2	2	2	1	
Length = 0x11-0x91	Cmd0 = 0x44	Cmd1 = 0x81	GroupId	ClusterId	SrcAddr	SrcEndpoint	
1	1	1	1	4	1	1	0-128
DstEndpoint	WasBroadcast	LinkQuality	SecurityUse	Timestamp	TransSeqNumber	Len	Data

**Attributes:**

Attribute	Length (byte)	Description
GroupId	2	Specifies the group ID of the device
ClusterId	2	Specifies the cluster Id (only the LSB is used in V1.0 networks.)
SrcAddr	2	Specifies the ZigBee network address of the source device sending the message.
SrcEndpoint	1	Specifies the source endpoint of the message
DstEndpoint	1	Specifies the destination endpoint of the message
WasBroadcast	1	Specifies if the message was a broadcast or not
LinkQuality	1	Indicates the link quality measured during reception
SecurityUse	1	Specifies if the security is used or not
TimeStamp	4	Specifies the timestamp of the message
TransSeqNumber	1	Specifies transaction sequence number of the message
Len	1	Specifies the length of the data.
Data	0-128	Contains 0 to 128 bytes of data.

**3.2.1.4 AF\_INCOMING\_MSG\_EXT****Description:**

This callback message is in response to incoming data to any of the registered endpoints on this device when the code is compiled with the INTER\_PAN flag defined. This extended incoming

message indication must also be used when handling an incoming message with a huge data byte count which is defined to be a size that would cause the RPC request to exceed the maximum allowed size:

```
MT_RPC_DATA_MAX - sizeof(AF_INCOMING_MSG_EXT)
```

Where `sizeof(AF_INCOMING_MSG_EXT)` counts everything but the data bytes and now stands at 27. An `AF_INCOMING_MSG_EXT` with a huge data byte count indication shall not contain any data bytes. The huge data buffer must be retrieved separately as a sequence of one or more `AF_DATA_RETRIEVE` requests. Note that the incoming huge message is timed-out in 15 seconds after receiving it; thus all `AF_DATA_RETRIEVE` requests must be completed within 15 seconds of an `AF_INCOMING_MSG_EXT` with a huge data byte count. Note that multiple `AF_INCOMING_MSG_EXT` indications with huge data byte counts may be queued, and each will be timed-out separately. The default timeout can be changed by defining the following to other values:

```
#if !defined MT_AF_EXEC_CNT
#define MT_AF_EXEC_CNT 15
#endif
#if !defined MT_AF_EXEC_DLY
#define MT_AF_EXEC_DLY 1000
#endif
```

**Usage:**

**AREQ:**

1	1	1	2	2	1	8	1		
Length = 0x1B-0x9A	Cmd0 = 0x44	Cmd1 = 0x82	GroupId	ClusterId	SrcAddr Mode	SrcAddr	SrcEndpoint		
2	1	1	1	1	4	1	1	1	0-128
SrcPanId	DstEndpoint	WasBroadcast	LinkQuality	SecurityUse	Timestamp	TransSeqNumber	Len	Data	

**Attributes:**

Attribute	Length (byte)	Description
GroupId	2	Specifies the group ID of the device
ClusterId	2	Specifies the cluster Id (only the LSB is used in V1.0 networks.)
SrcAddrMode	1	A value of 3 (i.e. the enumeration value for 'afAddr64Bit') indicates 8-byte/64-bit address mode; otherwise, only the 2 LSB's of the 8 bytes are used to form a 2-byte short address.
SrcAddr	8	LSB to MSB for the long or short address of the destination device (upper 6 bytes are don't care when short address.)
SrcEndpoint	1	Specifies the source endpoint of the message
SrcPanId	2	Specifies the source PanID of the message.
DstEndpoint	1	Specifies the destination endpoint of the message
WasBroadcast	1	Specifies if the message was a broadcast or not
LinkQuality	1	Indicates the link quality measured during reception
SecurityUse	1	Specifies if the security is used or not
TimeStamp	4	Specifies the timestamp of the message
TransSeqNumber	1	Specifies transaction sequence number of the message
Len	2	Specifies the length of the data. If a large data length causes the MT command to exceed <code>MT_RPC_DATA_MAX</code> , then zero bytes of the data shall be sent with this request and the host shall retrieve the data with as many <code>MT_AF_DATA_RETRIEVE</code> requests as necessary.
Data	0-128	Contains 0 to 128 bytes of data.

**3.3 MT\_APP**

This interface allows tester to interact with APP layer of the target to control custom tests such as test profile or user-defined test.

### 3.3.1 MT\_APP Commands

#### 3.3.1.1 APP\_MSG

**Description:**

This command is sent to the target in order to test the functions defined for individual applications. This command sends a raw data to an application.

**Usage:**
**SREQ:**

Byte: 1	1	1	1	2
Length = 0x07-0x87	Cmd0 = 0x29	Cmd1 = 0x00	AppEndpoint	DestAddress
1	2	1	0-128	
DestEndpoint	ClusterId	MsgLen	Message	

**Attributes:**

Attribute	Length (byte)	Description
AppEndpoint	1	Application endpoint of the outgoing message
DestAddress	2	Destination address of the outgoing message
DestEndpoint	1	Destination endpoint of the outgoing message
ClusterId	2	Cluster Id of the outgoing message
MsgLen	1	Length of the outgoing message
Message	0-128	Raw data packet to send to the application

**SRSP:**

Byte: 1	1	1	1
Length = 0x01	Cmd0 = 0x69	Cmd1 = 0x00	Status

**Attributes:**

Attribute	Length (byte)	Description
Status	1	Status is either Success (0) or Failure (1).

#### 3.3.1.2 APP\_USER\_TEST

**Description:**

This command is used by tester to issue user's defined commands to the application.

**Usage:**
**SREQ:**

Byte: 1	1	1	1	2	2	2
Length = 0x07	Cmd0 = 0x29	Cmd1 = 0x01	SrcEP	CommandId	Parameter1	Parameter2

**Attributes:**

Attribute	Length (byte)	Description
SrcEP	1	Source Endpoint of the user-defined command
CommandId	2	Command Id of the user-defined command
Parameter1	2	Parameter #1 of the command
Parameter2	2	Parameter #2 of the command

**SRSP:**

Byte: 1	1	1	1
Length = 0x01	Cmd0 = 0x69	Cmd1 = 0x01	Status

**Attributes:**

Attribute	Length (byte)	Description
Status	1	Status is either Success (0) or Failure (1).



### 3.3.2 MT\_APP Callbacks

NONE

## 3.4 MT\_DEBUG

This interface allows tester to control the debug-messaging mechanism such as debug threshold, debug messages, etc.

### 3.4.1 MT\_DEBUG Commands

#### 3.4.1.1 DEBUG\_SET\_THRESHOLD

**Description:**

This command allows the user to set the threshold for the debug message.

**Usage:**

**SREQ:**

Byte: 1	1	1	1	1
Length = 0x03	Cmd0 = 0x28	Cmd1 = 0x00	ComponentId	Threshold

**Attributes:**

Attribute	Length (byte)	Description
ComponentId	1	Uniquely Identifies a particular software component on the target
Threshold	1	Specifies the threshold value for reporting debug messages by that software component

**SRSP:**

Byte: 1	1	1	1
Length = 0x01	Cmd0 = 0x68	Cmd1 = 0x00	Status

**Attributes:**

Attribute	Length (byte)	Description
Status	1	Status is either Success (0) or Failure (1).

#### 3.4.1.2 DEBUG\_MSG

**Description:**

This command sends a debug string to Z-Tool. The content of the string is defined by the application.

**Usage:**

**AREQ:**

Byte: 1	1	1	1	0-254
Length = 0x01-0xFA	Cmd0 = 0x48	Cmd1 = 0x00	Length	String

**Attributes:**

Attribute	Length (byte)	Description
Length	1	Length of the string
String	0-254	String to be displayed by Z-Tool 2.0

### 3.4.2 MT\_DEBUG Callbacks

NONE

### 3.5 MT\_MAC

This interface allows tester to interact with the TI-MAC

#### 3.5.1 MT\_MAC Commands

##### 3.5.1.1 MAC\_RESET\_REQ

**Description:**

This command is used to send a MAC Reset command to reset MAC state machine.

**Usage:**

**SREQ:**

Byte: 1	1	1	1
Length = 0x02	Cmd0 = 0x22	Cmd1 = 0x01	SetDefault

**Attributes:**

Attribute	Length (byte)	Description
SetDefault	1	TRUE – Set the MAC PIB values to default values.

**SRSP:**

Byte: 1	1	1	1
Length = 0x01	Cmd0 = 0x62	Cmd1 = 0x00	Status

**Attributes:**

Attribute	Length (byte)	Description
Status	1	Status is either Success (0) or Failure (1).

##### 3.5.1.2 MAC\_INIT

**Description:**

This command is used to initialize the MAC.

**Usage:**

**SREQ:**

Byte: 1	1	1
Length = 0x00	Cmd0 = 0x22	Cmd1 = 0x02

**Attributes:**

None

**SRSP:**

Byte: 1	1	1	1
Length = 0x01	Cmd0 = 0x62	Cmd1 = 0x02	Status

**Attributes:**

Attribute	Length (byte)	Description
Status	1	Status is either Success (0) or Failure (1).

##### 3.5.1.3 MAC\_START\_REQ

**Description:**

This command is used to start the MAC as a coordinator or end device.

**Usage:**

**SREQ:**

Byte: 1	1	1	4	2	1	1
Length = 0x1C	Cmd0 = 0x22	Cmd1 = 0x03	StartTime	PanId	LogicalChannel	ChannelPage

Byte: 1	1	1	1	1	8
BeaconOrder	SuperFrameOrder	PanCoordinator	BatteryLifeExt	CoordRealignment	RealignKeySource

Byte: 1	1	1	8	1
RealignSecurityLevel	RealignKeyIdMode	RealignKeyIndex	BeaconKeySource	BeaconSecurityLevel

Byte: 1	1
BeaconKeyIdMode	BeaconKeyIndex

**Attributes:**

Attribute	Length (byte)	Description
StartTime	4	The time to begin transmitting beacons relative to the received beacon
PanId	2	The PAN Id to use. This parameter is ignored if Pan Coordinator is FALSE
LogicalChannel	1	The logical channel to use. This parameter is ignored if Pan Coordinator is FALSE
ChannelPage	1	The channel page to use. This parameter is ignored if Pan Coordinator is FALSE
BeaconOrder	1	The exponent used to calculate the beacon interval
SuperFrameOrder	1	The exponent used to calculate the superframe duration
PanCoordinator	1	Set to TRUE to start a network as PAN coordinator
BatteryLifeExt	1	If this value is TRUE, the receiver is disabled after MAC_BATT_LIFE_EXT_PERIODS full backoff periods following the interframe spacing period of the beacon frame
CoordRealignment	1	Coordinator Realignment
RealignKeySource	8	Key Source of this data frame

Security Level of this data frame:

Security Level	Value
NO SECURITY	0x00
MIC 32 AUTH	0x01
MIC 64 AUTH	0x02
MIC 128 AUTH	0x03
AES ENCRYPTION	0x04
AES ENCRYPTION MIC 32	0x05
AES ENCRYPTION MIC 64	0x06
AES ENCRYPTION MIC 128	0x07

Key Id Mode of this data frame:

Key Id Mode	Value
NOT USED	0x00
KEY 1BYTE INDEX	0x01
KEY 4BYTE INDEX	0x02
KEY 8BYTE INDEX	0x03

RealignKeyIndex	1	Key Index of this data frame
BeaconKeySource	8	Key Source of this data frame

Security Level of this data frame:

Security Level	Value
NO SECURITY	0x00
MIC 32 AUTH	0x01
MIC 64 AUTH	0x02
MIC 128 AUTH	0x03
AES ENCRYPTION	0x04
AES ENCRYPTION MIC 32	0x05
AES ENCRYPTION MIC 64	0x06
AES ENCRYPTION MIC 128	0x07

BeaconKeyIdMode	1	Key Id Mode of this data frame
BeaconKeyIndex	1	Key Index of this data frame

**SRSP:**

Byte: 1	1	1	1
Length = 0x01	Cmd0 = 0x62	Cmd1 = 0x03	Status

**Attributes:**

Attribute	Length (byte)	Description
Status	1	Status is either Success (0) or Failure (1).

**3.5.1.4 MAC\_SYNC\_REQ****Description:**

This command is used to request synchronization to the current network beacon

**Usage:****SREQ:**

Byte: 1	1	1	1	1	1
Length = 0x03	Cmd0 = 0x22	Cmd1 = 0x04	LogicalChannel	ChannelPage	TrackBeacon

**Attributes:**

Attribute	Length (byte)	Description
LogicalChannel	1	The logical channel to use.
ChannelPage	1	The channel page to use.
TrackBeacon	1	Set to TRUE to continue tracking beacons after synchronizing with the first beacon. Set to FALSE to only synchronize with the first beacon

**SRSP:**

Byte: 1	1	1	1
Length = 0x01	Cmd0 = 0x62	Cmd1 = 0x04	Status

**Attributes:**

Attribute	Length (byte)	Description
Status	1	Status is either Success (0) or Failure (1).

**3.5.1.5 MAC\_DATA\_REQ****Description:**

This command is used to send (on behalf of the next higher layer) MAC Data Frame packet.

**Usage:****SREQ:**

Byte: 1	1	1	1	8	2
Length = 0x15-0x114	Cmd0 = 0x22	Cmd1 = 0x05	DestAddressMode	DestAddress	DestPanId

Byte: 1	1	1	1	1	8	1	1
SrcAddressMode	Handle	TxOption	LogicalChannel	Power	KeySource	SecurityLevel	KeyIdMode

Byte: 1	1	0-250
KeyIndex	MSDULength	MSDU

**Attributes:**

Attribute	Length (byte)	Description
-----------	---------------	-------------

Specifies the format of the destination address.

Mode	Value	Description
ADDRESS NOT PRESENT	0x00	Address Not Present
GROUP ADDRESS	0x01	Group address
ADDRESS 16 BIT	0x02	Address 16 bit
ADDRESS 64 BIT	0x03	Address 64 bit
BROADCAST	0xFF	Broadcast

DestAddressMode 1  
 DestAddress 8  
 DestPanId 2

Address of the destination.  
 PAN Id of the destination.

Specifies the format of the source address.

Mode	Value	Description
ADDRESS NOT PRESENT	0x00	Address Not Present
GROUP ADDRESS	0x01	Group address
ADDRESS 16 BIT	0x02	Address 16 bit
ADDRESS 64 BIT	0x03	Address 64 bit
BROADCAST	0xFF	Broadcast

SrcAddressMode 1

Handle 1

Handle of the packet.

Transmitting options:

Option	Value	Description
MAC_TXOPTION_ACK	0x01	Acknowledged transmission. The MAC will attempt to retransmit the frame until it is acknowledged
MAC_TXOPTION_GTS	0x02	GTS transmission (unused)
MAC_TXOPTION_INDIRECT	0x04	Indirect transmission. The MAC will queue the data and wait for the destination device to poll for it. This can only be used by a coordinator device
MAC_TXOPTION_NO_RETRANS	0x10	This proprietary option prevents the frame from being retransmitted
MAC_TXOPTION_NO_CNF	0x20	This proprietary option prevents a MAC_MCPS_DATA_CNF event from being sent for this frame
MAC_TXOPTION_ALT_BE	0x40	Use PIB value MAC_ALT_BE for the minimum backoff exponent
MAC_TXOPTION_PWR_CHAN	0x80	Use the power and channel values in macDataReq_t instead of the PIB values

TxOption 1

LogicalChannel 1  
 Power 1  
 KeySource 8

Channel that data frame will be transmitted.  
 Power level that data frame will be transmitted.  
 Key Source of this data frame.

Security Level of this data frame:

Security Level	Value
NO_SECURITY	0x00
MIC 32 AUTH	0x01
MIC 64 AUTH	0x02
MIC 128 AUTH	0x03
AES_ENCRYPTION	0x04
AES_ENCRYPTION MIC 32	0x05
AES_ENCRYPTION MIC 64	0x06
AES_ENCRYPTION MIC 128	0x07

SecurityLevel 1

Key Id Mode of this data frame:

KeyIdMode	1	Key Id Mode	Value
		NOT USED	0x00
		KEY 1BYTE INDEX	0x01
		KEY 4BYTE INDEX	0x02
		KEY 8BYTE INDEX	0x03

KeyIndex	1	Key Index of this data frame.
MSDULength	1	Length of the data.
MSDU	0-250	Actual data that will be sent.

**SRSP:**

Byte: 1	1	1	1
Length = 0x01	Cmd0 = 0x62	Cmd1 = 0x05	Status

**Attributes:**

Attribute	Length (byte)	Description
Status	1	Status is either Success (0) or Failure (1).

### 3.5.1.6 MAC\_ASSOCIATE\_REQ

**Description:**

This command is used to request (on behalf of the next higher layer) an association with a coordinator

**Usage:**

**SREQ:**

Byte: 1	1	1	1	1	1
Length = 0x12	Cmd0 = 0x22	Cmd1 = 0x06	LogicalChannel	ChannelPage	CoordAddressMode

Byte: 8	2	1	8	1	1	1
CoordAddress	CoordPanId	CapabilityInformation	KeySource	SecurityLevel	KeyIdMode	KeyIndex

**Attributes:**

Attribute	Length (byte)	Description																		
LogicalChannel	1	Channel that data frame will be transmitted.																		
ChannelPage	1	The channel page to be used.																		
CoordAddressMode	1	Specifies the format of the coordinator address. <table border="1" data-bbox="667 1458 1256 1612"> <thead> <tr> <th>Mode</th> <th>Value</th> <th>Description</th> </tr> </thead> <tbody> <tr> <td>ADDRESS NOT PRESENT</td> <td>0x00</td> <td>Address Not Present</td> </tr> <tr> <td>GROUP ADDRESS</td> <td>0x01</td> <td>Group address</td> </tr> <tr> <td>ADDRESS 16 BIT</td> <td>0x02</td> <td>Address 16 bit</td> </tr> <tr> <td>ADDRESS 64 BIT</td> <td>0x03</td> <td>Address 64 bit</td> </tr> <tr> <td>BROADCAST</td> <td>0xFF</td> <td>Broadcast</td> </tr> </tbody> </table>	Mode	Value	Description	ADDRESS NOT PRESENT	0x00	Address Not Present	GROUP ADDRESS	0x01	Group address	ADDRESS 16 BIT	0x02	Address 16 bit	ADDRESS 64 BIT	0x03	Address 64 bit	BROADCAST	0xFF	Broadcast
Mode	Value	Description																		
ADDRESS NOT PRESENT	0x00	Address Not Present																		
GROUP ADDRESS	0x01	Group address																		
ADDRESS 16 BIT	0x02	Address 16 bit																		
ADDRESS 64 BIT	0x03	Address 64 bit																		
BROADCAST	0xFF	Broadcast																		
CoordAddress	8	Address of the Coordinator.																		
CoordPanId	2	PAN Id of the coordinator.																		
CapabilityInformation	1	Bit map which specifies the operational capabilities of the device. <p>Bit: 0 – Alternate PAN Coordinator</p> <p>1 – Device type: 1- ZigBee Router; 0 – End Device</p> <p>2 – Power Source: 1 Main powered</p> <p>3 – Receiver on when Idle</p> <p>4 – Reserved</p> <p>5 – Reserved</p> <p>6 – Security capability</p> <p>7 – Reserved</p>																		
KeySource	8	Key Source of this data frame																		

Security Level of this data frame:

Security Level	Value
NO SECURITY	0x00
MIC 32 AUTH	0x01
MIC 64 AUTH	0x02
MIC 128 AUTH	0x03
AES ENCRYPTION	0x04
AES ENCRYPTION MIC 32	0x05
AES ENCRYPTION MIC 64	0x06
AES ENCRYPTION MIC 128	0x07

SecurityLevel 1

Key Id Mode of this data frame:

Key Id Mode	Value
NOT USED	0x00
KEY 1BYTE INDEX	0x01
KEY 4BYTE INDEX	0x02
KEY 8BYTE INDEX	0x03

KeyIdMode 1

KeyIndex 1 Key Index of this data frame.

**SRSP:**

Byte: 1	1	1	1
Length = 0x01	Cmd0 = 0x62	Cmd1 = 0x06	Status

**Attributes:**

Attribute	Length (byte)	Description
Status	1	Status is either Success (0) or Failure (1).

### 3.5.1.7 MAC\_ASSOCIATE\_RSP

**Description:**

This command is sent by the host to response to the MAC\_ASSOCIATE\_IND.

**Usage:**

**SREQ:**

Byte: 1	1	1	8	2	1
Length = 0x0B	Cmd0 = 0x42	Cmd1 = 0x50	ExtAddr	AssocShortAddress	AssocStatus

**Attributes:**

Attribute	Length (byte)	Description
ExtAddr	8	Extended Address of the device requesting association
AssocShortAddress	2	Short address for the associated device. Allocated by the coordinator.

Status of the association:

Status	Value
SUCCESSFUL ASSOCIATION	0x00
PAN AT CAPACITY	0x01
PAN ACCESS DENIED	0x02

AssocStatus 1

**SRSP:**

Byte: 1	1	1	1
Length = 0x01	Cmd0 = 0x62	Cmd1 = 0x50	Status

**Attributes:**

Attribute	Length (byte)	Description
Status	1	Status is either Success (0) or Failure (1).

### 3.5.1.8 MAC\_DISASSOCIATE\_REQ

#### Description:

This command is used to request (on behalf of the next higher layer) a disassociation of the device from the coordinator.

#### Usage:

#### SREQ:

Byte: 1	1	1	1	8	2
Length = 0x18	Cmd0 = 0x22	Cmd1 = 0x07	DeviceAddressMode	DeviceAddress	DevicePanId

Byte: 1	1	8	1	1	1
DisassociateReason	TxIndirect	KeySource	SecurityLevel	KeyIdMode	KeyIndex

#### Attributes:

Attribute	Length (byte)	Description																		
		Specifies the format of the device address.																		
DeviceAddressMode	1	<table border="1"> <thead> <tr> <th>Mode</th> <th>Value</th> <th>Description</th> </tr> </thead> <tbody> <tr> <td>ADDRESS NOT PRESENT</td> <td>0x00</td> <td>Address Not Present</td> </tr> <tr> <td>GROUP ADDRESS</td> <td>0x01</td> <td>Group address</td> </tr> <tr> <td>ADDRESS 16 BIT</td> <td>0x02</td> <td>Address 16 bit</td> </tr> <tr> <td>ADDRESS 64 BIT</td> <td>0x03</td> <td>Address 64 bit</td> </tr> <tr> <td>BROADCAST</td> <td>0xFF</td> <td>Broadcast</td> </tr> </tbody> </table>	Mode	Value	Description	ADDRESS NOT PRESENT	0x00	Address Not Present	GROUP ADDRESS	0x01	Group address	ADDRESS 16 BIT	0x02	Address 16 bit	ADDRESS 64 BIT	0x03	Address 64 bit	BROADCAST	0xFF	Broadcast
Mode	Value	Description																		
ADDRESS NOT PRESENT	0x00	Address Not Present																		
GROUP ADDRESS	0x01	Group address																		
ADDRESS 16 BIT	0x02	Address 16 bit																		
ADDRESS 64 BIT	0x03	Address 64 bit																		
BROADCAST	0xFF	Broadcast																		
DeviceAddress	8	Device Address.																		
DevicePanId	2	Network PAN Id of device.																		
		Reason of disassociation:																		
DisassociateReason	1	<table border="1"> <thead> <tr> <th>Reason</th> <th>Value</th> </tr> </thead> <tbody> <tr> <td>RESERVED</td> <td>0x00</td> </tr> <tr> <td>COOR WISHES DEV LEAVE</td> <td>0x01</td> </tr> <tr> <td>DEV WISHES LEAVE</td> <td>0x02</td> </tr> </tbody> </table>	Reason	Value	RESERVED	0x00	COOR WISHES DEV LEAVE	0x01	DEV WISHES LEAVE	0x02										
Reason	Value																			
RESERVED	0x00																			
COOR WISHES DEV LEAVE	0x01																			
DEV WISHES LEAVE	0x02																			
TxIndirect	1	Tx indirect																		
KeySource	8	Key Source of this data frame.																		
		Security Level of this data frame:																		
SecurityLevel	1	<table border="1"> <thead> <tr> <th>Security Level</th> <th>Value</th> </tr> </thead> <tbody> <tr> <td>NO SECURITY</td> <td>0x00</td> </tr> <tr> <td>MIC 32 AUTH</td> <td>0x01</td> </tr> <tr> <td>MIC 64 AUTH</td> <td>0x02</td> </tr> <tr> <td>MIC 128 AUTH</td> <td>0x03</td> </tr> <tr> <td>AES ENCRYPTION</td> <td>0x04</td> </tr> <tr> <td>AES ENCRYPTION MIC 32</td> <td>0x05</td> </tr> <tr> <td>AES ENCRYPTION MIC 64</td> <td>0x06</td> </tr> <tr> <td>AES ENCRYPTION MIC 128</td> <td>0x07</td> </tr> </tbody> </table>	Security Level	Value	NO SECURITY	0x00	MIC 32 AUTH	0x01	MIC 64 AUTH	0x02	MIC 128 AUTH	0x03	AES ENCRYPTION	0x04	AES ENCRYPTION MIC 32	0x05	AES ENCRYPTION MIC 64	0x06	AES ENCRYPTION MIC 128	0x07
Security Level	Value																			
NO SECURITY	0x00																			
MIC 32 AUTH	0x01																			
MIC 64 AUTH	0x02																			
MIC 128 AUTH	0x03																			
AES ENCRYPTION	0x04																			
AES ENCRYPTION MIC 32	0x05																			
AES ENCRYPTION MIC 64	0x06																			
AES ENCRYPTION MIC 128	0x07																			
		Key Id Mode of this data frame:																		
KeyIdMode	1	<table border="1"> <thead> <tr> <th>Key Id Mode</th> <th>Value</th> </tr> </thead> <tbody> <tr> <td>NOT USED</td> <td>0x00</td> </tr> <tr> <td>KEY 1BYTE INDEX</td> <td>0x01</td> </tr> <tr> <td>KEY 4BYTE INDEX</td> <td>0x02</td> </tr> <tr> <td>KEY 8BYTE INDEX</td> <td>0x03</td> </tr> </tbody> </table>	Key Id Mode	Value	NOT USED	0x00	KEY 1BYTE INDEX	0x01	KEY 4BYTE INDEX	0x02	KEY 8BYTE INDEX	0x03								
Key Id Mode	Value																			
NOT USED	0x00																			
KEY 1BYTE INDEX	0x01																			
KEY 4BYTE INDEX	0x02																			
KEY 8BYTE INDEX	0x03																			
KeyIndex	1	Key Index of this data frame.																		



**SRSP:**

Byte: 1	1	1	1
Length = 0x01	Cmd0 = 0x62	Cmd1 = 0x07	Status

**Attributes:**

Attribute	Length (byte)	Description
Status	1	Status is either Success (0) or Failure (1).

**3.5.1.9 MAC\_GET\_REQ****Description:**

This command is used to read (on behalf of the next higher layer) a MAC PIB attribute.

**Usage:****SREQ:**

Byte: 1	1	1	1
Length = 0x01	Cmd0 = 0x22	Cmd1 = 0x08	Attribute

**Attributes:**

Attribute	Length (byte)	Description
-----------	---------------	-------------

Specifies the MAC PIB Attributes:

MAC PIB Attribute	Value
ZMAC ACK WAIT DURATION	0x40
ZMAC ASSOCIATION PERMIT	0x41
ZMAC AUTO REQUEST	0x42
ZMAC BATT LIFE EXT	0x43
ZMAC BATT LEFT EXT PERIODS	0x44
ZMAC BEACON MSDU	0x45
ZMAC BEACON MSDU LENGTH	0x46
ZMAC BEACON ORDER	0x47
ZMAC BEACON TX TIME	0x48
ZMAC BSN	0x49
ZMAC COORD EXTENDED ADDRESS	0x4A
ZMAC COORD SHORT ADDRESS	0x4B
ZMAC DSN	0x4C
ZMAC GTS PERMIT	0x4D
ZMAC MAX CSMA BACKOFFS	0x4E
ZMAC MIN BE	0x4F
ZMAC PANID	0x50
ZMAC PROMISCUOUS MODE	0x51
ZMAC RX ON IDLE	0x52
ZMAC SHORT ADDRESS	0x53
ZMAC SUPERFRAME ORDER	0x54
ZMAC TRANSACTION PERSISTENCE TIME	0x55
ZMAC ASSOCIATED PAN COORD	0x56
ZMAC MAX BE	0x57
ZMAC FRAME TOTAL WAIT TIME	0x58
ZMAC MAC FRAME RETRIES	0x59
ZMAC RESPONSE WAIT TIME	0x5A
ZMAC SYNC SYMBOL OFFSET	0x5B
ZMAC TIMESTAMP SUPPORTED	0x5C
ZMAC SECURITY ENABLED	0x5D
ZMAC PHY TRANSMIT POWER	0xE0
ZMAC LOGICAL CHANNEL	0xE1
ZMAC EXTENDED ADDRESS	0xE2
ZMAC ALT BE	0xE3

Attribute 1

**SRSP:**

Byte: 1	1	1	1	16
Length = 0x11	Cmd0 = 0x62	Cmd1 = 0x08	Status	Data

**Attributes:**

Attribute	Length (byte)	Description
Status	1	Status is either Success (0) or Failure (1).
Data	16	1-16 bytes value of the PIB attribute.

### 3.5.1.10 MAC\_SET\_REQ

**Description:**

This command is used to request the device to write a MAC PIB value.

**Usage:**

**SREQ:**

Byte: 1	1	1	1	16
Length = 0x11	Cmd0 = 0x22	Cmd1 = 0x09	Attribute	AttributeValue

**Attributes:**

Attribute	Length (byte)	Description
-----------	---------------	-------------

Specified the MAC PIB Attribute:

Attribute	Length (byte)	Description	Value
		MAC PIB Attribute	
		ZMAC ACK WAIT DURATION	0x40
		ZMAC ASSOCIATION PERMIT	0x41
		ZMAC AUTO REQUEST	0x42
		ZMAC BATT LIFE EXT	0x43
		ZMAC BATT LEFT EXT PERIODS	0x44
		ZMAC BEACON MSDU	0x45
		ZMAC BEACON MSDU LENGTH	0x46
		ZMAC BEACON ORDER	0x47
		ZMAC BEACON TX TIME	0x48
		ZMAC BSN	0x49
		ZMAC COORD EXTENDED ADDRESS	0x4A
		ZMAC COORD SHORT ADDRESS	0x4B
		ZMAC DSN	0x4C
		ZMAC GTS PERMIT	0x4D
		ZMAC MAX CSMA BACKOFFS	0x4E
Attribute	1	ZMAC MIN_BE	0x4F
		ZMAC PANID	0x50
		ZMAC PROMISCUOUS MODE	0x51
		ZMAC RX_ON_IDLE	0x52
		ZMAC SHORT ADDRESS	0x53
		ZMAC SUPERFRAME ORDER	0x54
		ZMAC TRANSACTION PERSISTENCE TIME	0x55
		ZMAC ASSOCIATED PAN COORD	0x56
		ZMAC MAX_BE	0x57
		ZMAC FRAME TOTAL WAIT TIME	0x58
		ZMAC_MAC_FRAME_RETRIES	0x59
		ZMAC RESPONSE WAIT TIME	0x5A
		ZMAC SYNC_SYMBOL_OFFSET	0x5B
		ZMAC_TIMESTAMP_SUPPORTED	0x5C
		ZMAC_SECURITY_ENABLED	0x5D
		ZMAC_PHY_TRANSMIT_POWER	0xE0
		ZMAC_LOGICAL_CHANNEL	0xE1
		ZMAC_EXTENDED_ADDRESS	0xE2
		ZMAC_ALT_BE	0xE3

AttributeValue 16 1-16 bytes of the PIB attribute value.

**SRSP:**

Byte: 1	1	1	1
Length = 0x01	Cmd0 = 0x62	Cmd1 = 0x09	Status

**Attributes:**

Attribute	Length (byte)	Description
Status	1	Status is either Success (0) or Failure (1).

### 3.5.1.11 MAC\_SCAN\_REQ

**Description:**

This command is used to send a request to the device to perform a network scan.

**Usage:**

**SREQ:**

Byte: 1	1	1	4	1	1
Length = 0x13	Cmd0 = 0x22	Cmd1 = 0x0C	ScanChannels	ScanType	ScanDuration

Byte: 1	1	8	1	1	1
ChannelPage	MaxResults	KeySource	SecurityLevel	KeyIdMode	KeyIndex

**Attributes:**

Attribute	Length (byte)	Description
-----------	---------------	-------------

This represents a bit-mask of channels to be scanned when starting the device:

ScanChannels

4

Channel	Value
NONE	0x00000000
ALL_CHANNELS	0x07FFF800
CHANNEL 11	0x00000800
CHANNEL 12	0x00001000
CHANNEL 13	0x00002000
CHANNEL 14	0x00004000
CHANNEL 15	0x00008000
CHANNEL 16	0x00010000
CHANNEL 17	0x00020000
CHANNEL 18	0x00040000
CHANNEL 19	0x00080000
CHANNEL 20	0x00100000
CHANNEL 21	0x00200000
CHANNEL 22	0x00400000
CHANNEL 23	0x00800000
CHANNEL 24	0x01000000
CHANNEL 25	0x02000000
CHANNEL 26	0x04000000

Specifies the scan type:

ScanType

1

Scan Type	Value
ENERGY_DETECT	0x00
ACTIVE	0x01
PASSIVE	0x02
ORPHAN	0x03

ScanDuration

1

Duration of the scan - The exponent used in the scan duration calculation.

ChannelPage

1

The channel page on which to perform the scan.

KeySource

8

Key Source of this data frame.

Security Level of this data frame:

Security Level	Value
NO_SECURITY	0x00
MIC_32_AUTH	0x01
MIC_64_AUTH	0x02
MIC_128_AUTH	0x03
AES_ENCRYPTION	0x04
AES_ENCRYPTION_MIC_32	0x05
AES_ENCRYPTION_MIC_64	0x06
AES_ENCRYPTION_MIC_128	0x07

SecurityLevel 1

Key Id Mode of this data frame:

Key Id Mode	Value
NOT_USED	0x00
KEY_1BYTE_INDEX	0x01
KEY_4BYTE_INDEX	0x02
KEY_8BYTE_INDEX	0x03

KeyIdMode 1

KeyIndex 1 Key Index of this data frame.

**SRSP:**

Byte: 1	1	1	1
Length = 0x01	Cmd0 = 0x62	Cmd1 = 0x0C	Status

**Attributes:**

Attribute	Length (byte)	Description
Status	1	Status is either Success (0) or Failure (1).

**3.5.1.12 MAC\_ORPHAN\_RSP**

**Description:**

This command is sent by the host to response to the ORPHAN\_IND.

**Usage:**

**SREQ:**

Byte: 1	1	1	8	2	1
Length = 0x0B	Cmd0 = 0x42	Cmd1 = 0x51	ExtAddr	AssocShortAddress	AssociatedMember

**Attributes:**

Attribute	Length (byte)	Description
ExtAddr	8	Extended Address of the device sending the orphan notification
AssocShortAddress	2	Short address of the orphan device
AssociatedMember	1	TRUE if the orphan is an associated member. FALSE otherwise.

**SRSP:**

Byte: 1	1	1	1
Length = 0x01	Cmd0 = 0x62	Cmd1 = 0x51	Status

**Attributes:**

Attribute	Length (byte)	Description
Status	1	Status is either Success (0) or Failure (1).

**3.5.1.13 MAC\_POLL\_REQ**

**Description:**

This command is used to send a MAC data request poll.

**Usage:**

**SREQ:**

Byte: 1	1	1	1	8	2
Length = 0x16	Cmd0 = 0x22	Cmd1 = 0x0D	CoordAddressMode	CoordAddress	CoordPanId
8	1	1	1		
KeySource	SecurityLevel	KeyIdMode	KeyIndex		

**Attributes:**

Attribute	Length (byte)	Description																		
CoordAddressMode	1	<table border="1"> <thead> <tr> <th>Mode</th> <th>Value</th> <th>Description</th> </tr> </thead> <tbody> <tr> <td>ADDRESS NOT PRESENT</td> <td>0x00</td> <td>Address Not Present</td> </tr> <tr> <td>GROUP ADDRESS</td> <td>0x01</td> <td>Group address</td> </tr> <tr> <td>ADDRESS 16 BIT</td> <td>0x02</td> <td>Address 16 bit</td> </tr> <tr> <td>ADDRESS 64 BIT</td> <td>0x03</td> <td>Address 64 bit</td> </tr> <tr> <td>BROADCAST</td> <td>0xFF</td> <td>Broadcast</td> </tr> </tbody> </table>	Mode	Value	Description	ADDRESS NOT PRESENT	0x00	Address Not Present	GROUP ADDRESS	0x01	Group address	ADDRESS 16 BIT	0x02	Address 16 bit	ADDRESS 64 BIT	0x03	Address 64 bit	BROADCAST	0xFF	Broadcast
		Mode	Value	Description																
		ADDRESS NOT PRESENT	0x00	Address Not Present																
		GROUP ADDRESS	0x01	Group address																
		ADDRESS 16 BIT	0x02	Address 16 bit																
ADDRESS 64 BIT	0x03	Address 64 bit																		
BROADCAST	0xFF	Broadcast																		
CoordAddress	8	64-bit Coordinator Address																		
CoordPanId	2	Coordinator PanId																		
KeySource	8	Key Source of this data frame.																		
SecurityLevel	1	Security Level of this data frame: <table border="1"> <thead> <tr> <th>Security Level</th> <th>Value</th> </tr> </thead> <tbody> <tr> <td>NO SECURITY</td> <td>0x00</td> </tr> <tr> <td>MIC 32 AUTH</td> <td>0x01</td> </tr> <tr> <td>MIC 64 AUTH</td> <td>0x02</td> </tr> <tr> <td>MIC 128 AUTH</td> <td>0x03</td> </tr> <tr> <td>AES ENCRYPTION</td> <td>0x04</td> </tr> <tr> <td>AES ENCRYPTION MIC 32</td> <td>0x05</td> </tr> <tr> <td>AES ENCRYPTION MIC 64</td> <td>0x06</td> </tr> <tr> <td>AES ENCRYPTION MIC 128</td> <td>0x07</td> </tr> </tbody> </table>	Security Level	Value	NO SECURITY	0x00	MIC 32 AUTH	0x01	MIC 64 AUTH	0x02	MIC 128 AUTH	0x03	AES ENCRYPTION	0x04	AES ENCRYPTION MIC 32	0x05	AES ENCRYPTION MIC 64	0x06	AES ENCRYPTION MIC 128	0x07
Security Level	Value																			
NO SECURITY	0x00																			
MIC 32 AUTH	0x01																			
MIC 64 AUTH	0x02																			
MIC 128 AUTH	0x03																			
AES ENCRYPTION	0x04																			
AES ENCRYPTION MIC 32	0x05																			
AES ENCRYPTION MIC 64	0x06																			
AES ENCRYPTION MIC 128	0x07																			
KeyIdMode	1	Key Id Mode of this data frame: <table border="1"> <thead> <tr> <th>Key Id Mode</th> <th>Value</th> </tr> </thead> <tbody> <tr> <td>NOT USED</td> <td>0x00</td> </tr> <tr> <td>KEY 1BYTE INDEX</td> <td>0x01</td> </tr> <tr> <td>KEY 4BYTE INDEX</td> <td>0x02</td> </tr> <tr> <td>KEY 8BYTE INDEX</td> <td>0x03</td> </tr> </tbody> </table>	Key Id Mode	Value	NOT USED	0x00	KEY 1BYTE INDEX	0x01	KEY 4BYTE INDEX	0x02	KEY 8BYTE INDEX	0x03								
Key Id Mode	Value																			
NOT USED	0x00																			
KEY 1BYTE INDEX	0x01																			
KEY 4BYTE INDEX	0x02																			
KEY 8BYTE INDEX	0x03																			
KeyIndex	1	Key Index of this data frame.																		

**SRSP:**

Byte: 1	1	1	1
Length = 0x01	Cmd0 = 0x62	Cmd1 = 0x0D	Status

**Attributes:**

Attribute	Length (byte)	Description
Status	1	Status is either Success (0) or Failure (1).

**3.5.1.14 MAC\_PURGE\_REQ**

**Description:**

This command is used to send a request to the device to purge a data frame

**Usage:****SREQ:**

Byte: 1	1	1	1
Length = 0x01	Cmd0 = 0x22	Cmd1 = 0x0E	MsdHandle

**Attributes:**

Attribute	Length (byte)	Description
MsdHandle	1	Msd Handle

**SRSP:**

Byte: 1	1	1	1
Length = 0x01	Cmd0 = 0x62	Cmd1 = 0x0E	Status

**Attributes:**

Attribute	Length (byte)	Description
Status	1	Status is either Success (0) or Failure (1).

**3.5.1.15 MAC\_SET\_RX\_GAIN\_REQ****Description:**

This command is used to send a request to the device to set Rx gain.

**Usage:****SREQ:**

Byte: 1	1	1	1
Length = 0x01	Cmd0 = 0x22	Cmd1 = 0x0F	Mode

**Attributes:**

Attribute	Length (byte)	Description
Mode	1	PA/PNA mode – TRUE/FALSE

**SRSP:**

Byte: 1	1	1	1
Length = 0x01	Cmd0 = 0x62	Cmd1 = 0x0F	Status

**Attributes:**

Attribute	Length (byte)	Description
Status	1	Status is either Success (0) or Failure (1).

**3.5.2 MT\_MAC Callbacks****3.5.2.1 MAC\_SYNC\_LOSS\_IND****Description:**

This callback is called by the MAC to send (on behalf of the next higher layer) an indication of the synchronization loss.

**Usage:****AREQ:**

1	1	1	1	2	1	1
Length = 0x10	Cmd0 = 0x42	Cmd1 = 0x80	Status	PanId	LogicalChannel	ChannelPage
8	1	1	1			
KeySource	SecurityLevel	KeyIdMode	KeyIndex			

**Attributes:**

Attribute	Length (byte)	Description																		
Status	1	This field indicates either SUCCESS (0) or FAILURE (1).																		
PanId	2	PAN Id of the device																		
LogicalChannel	1	Logical Channel of the device where the synchronization is lost																		
ChannelPage	1	Channel Page of the device where the synchronization is lost																		
KeySource	8	Key Source of this data frame.																		
		Security Level of this data frame:																		
		<table border="1"> <thead> <tr> <th>Security Level</th> <th>Value</th> </tr> </thead> <tbody> <tr> <td>NO SECURITY</td> <td>0x00</td> </tr> <tr> <td>MIC 32 AUTH</td> <td>0x01</td> </tr> <tr> <td>MIC 64 AUTH</td> <td>0x02</td> </tr> <tr> <td>MIC 128 AUTH</td> <td>0x03</td> </tr> <tr> <td>AES ENCRYPTION</td> <td>0x04</td> </tr> <tr> <td>AES ENCRYPTION MIC 32</td> <td>0x05</td> </tr> <tr> <td>AES ENCRYPTION MIC 64</td> <td>0x06</td> </tr> <tr> <td>AES ENCRYPTION MIC 128</td> <td>0x07</td> </tr> </tbody> </table>	Security Level	Value	NO SECURITY	0x00	MIC 32 AUTH	0x01	MIC 64 AUTH	0x02	MIC 128 AUTH	0x03	AES ENCRYPTION	0x04	AES ENCRYPTION MIC 32	0x05	AES ENCRYPTION MIC 64	0x06	AES ENCRYPTION MIC 128	0x07
Security Level	Value																			
NO SECURITY	0x00																			
MIC 32 AUTH	0x01																			
MIC 64 AUTH	0x02																			
MIC 128 AUTH	0x03																			
AES ENCRYPTION	0x04																			
AES ENCRYPTION MIC 32	0x05																			
AES ENCRYPTION MIC 64	0x06																			
AES ENCRYPTION MIC 128	0x07																			
		Key Id Mode of this data frame:																		
		<table border="1"> <thead> <tr> <th>Key Id Mode</th> <th>Value</th> </tr> </thead> <tbody> <tr> <td>NOT USED</td> <td>0x00</td> </tr> <tr> <td>KEY 1BYTE INDEX</td> <td>0x01</td> </tr> <tr> <td>KEY 4BYTE INDEX</td> <td>0x02</td> </tr> <tr> <td>KEY 8BYTE INDEX</td> <td>0x03</td> </tr> </tbody> </table>	Key Id Mode	Value	NOT USED	0x00	KEY 1BYTE INDEX	0x01	KEY 4BYTE INDEX	0x02	KEY 8BYTE INDEX	0x03								
Key Id Mode	Value																			
NOT USED	0x00																			
KEY 1BYTE INDEX	0x01																			
KEY 4BYTE INDEX	0x02																			
KEY 8BYTE INDEX	0x03																			
SecurityLevel	1																			
KeyIdMode	1																			
KeyIndex	1	Key Index of this data frame.																		

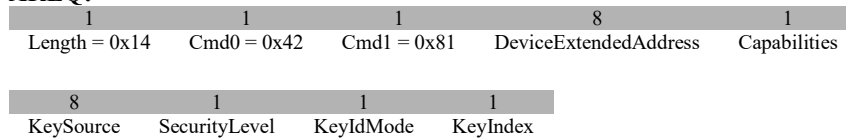
**3.5.2.2 MAC\_ASSOCIATE\_IND**

**Description:**

This callback is called by the MAC to send (on behalf of the next higher layer) an association indication message.

**Usage:**

**AREQ:**



**Attributes:**

Attribute	Length (byte)	Description
DeviceExtendedAddress	8	Extended address of the device
Capabilities	1	Specifies the operating capabilities of the device being directly joined. Bit weighted values follow: Bit: 0 – Alternate PAN Coordinator 1 – Device type: 1- ZigBee Router; 0 – End Device 2 – Power Source: 1 Main powered 3 – Receiver on when Idle 4 – Reserved 5 – Reserved 6 – Security capability 7 – Reserved
KeySource	8	Key Source of this data frame.

Security Level of this data frame:

Security Level	Value
NO_SECURITY	0x00
MIC_32_AUTH	0x01
MIC_64_AUTH	0x02
MIC_128_AUTH	0x03
AES_ENCRYPTION	0x04
AES_ENCRYPTION_MIC_32	0x05
AES_ENCRYPTION_MIC_64	0x06
AES_ENCRYPTION_MIC_128	0x07

SecurityLevel 1

Key Id Mode of this data frame:

Key Id Mode	Value
NOT_USED	0x00
KEY_1BYTE_INDEX	0x01
KEY_4BYTE_INDEX	0x02
KEY_8BYTE_INDEX	0x03

KeyIdMode 1

KeyIndex 1 Key Index of this data frame.

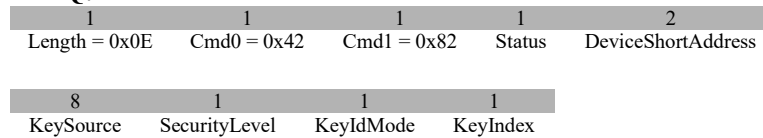
### 3.5.2.3 MAC\_ASSOCIATE\_CNF

**Description:**

This callback is called by the MAC to send (on behalf of the next higher layer) an association confirmation message.

**Usage:**

**AREQ:**



**Attributes:**

Attribute	Length (byte)	Description
Status	1	This field indicates either SUCCESS (0) or FAILURE (1).
DeviceShortAddress	2	Short address of the device
KeySource	8	Key Source of this data frame.

Security Level of this data frame:

Security Level	Value
NO_SECURITY	0x00
MIC_32_AUTH	0x01
MIC_64_AUTH	0x02
MIC_128_AUTH	0x03
AES_ENCRYPTION	0x04
AES_ENCRYPTION_MIC_32	0x05
AES_ENCRYPTION_MIC_64	0x06
AES_ENCRYPTION_MIC_128	0x07

SecurityLevel 1



Key Id Mode of this data frame:

KeyIdMode	1	<b>Key Id Mode</b>	<b>Value</b>
		NOT_USED	0x00
		KEY_1BYTE_INDEX	0x01
		KEY_4BYTE_INDEX	0x02
		KEY_8BYTE_INDEX	0x03

KeyIndex 1 Key Index of this data frame.

### 3.5.2.4 MAC\_BEACON\_NOTIFY\_IND

**Description:**

This callback is called by the MAC to send (on behalf of the next higher layer) a MAC beacon notify indication.

**Usage:**

**AREQ:**

1	1	1	1	4	1
Length = 0x24-0xBC	Cmd0 = 0x42	Cmd1 = 0x83	BSN	Timestamp	CoordinatorAddressMode
8	2	2	1	1	1
CoordinatorExtendedAddress	PanId	SuperframeSpec	LogicalChannel	GTSPermit	LinkQuality
1	8	1	1	1	1
SecurityFailure	KeySource	SecurityLevel	KeyIdMode	KeyIndex	PendingAddrSpec
1	1	0-128			
AddressList	SDULength	NSDU			

**Attributes:**

Attribute	Length (byte)	Description																		
BSN	1	BSN																		
Timestamp	4	Timestamp of the message																		
CoordinatorAddressMode	1	Address mode of the coordinator																		
		<table border="1"> <thead> <tr> <th>Mode</th> <th>Value</th> <th>Description</th> </tr> </thead> <tbody> <tr> <td>ADDRESS_NOT_PRESENT</td> <td>0x00</td> <td>Address Not Present</td> </tr> <tr> <td>GROUP_ADDRESS</td> <td>0x01</td> <td>Group address</td> </tr> <tr> <td>ADDRESS_16_BIT</td> <td>0x02</td> <td>Address 16 bit</td> </tr> <tr> <td>ADDRESS_64_BIT</td> <td>0x03</td> <td>Address 64 bit</td> </tr> <tr> <td>BROADCAST</td> <td>0xFF</td> <td>Broadcast</td> </tr> </tbody> </table>	Mode	Value	Description	ADDRESS_NOT_PRESENT	0x00	Address Not Present	GROUP_ADDRESS	0x01	Group address	ADDRESS_16_BIT	0x02	Address 16 bit	ADDRESS_64_BIT	0x03	Address 64 bit	BROADCAST	0xFF	Broadcast
Mode	Value	Description																		
ADDRESS_NOT_PRESENT	0x00	Address Not Present																		
GROUP_ADDRESS	0x01	Group address																		
ADDRESS_16_BIT	0x02	Address 16 bit																		
ADDRESS_64_BIT	0x03	Address 64 bit																		
BROADCAST	0xFF	Broadcast																		
CoordinatorExtendedAddress	8	Extended address of the coordinator																		
PanId	2	Pan Id of the device																		
SuperframeSpec	2																			
LogicalChannel	1	Current logical channel																		
GTSPermit	1	TRUE/FALSE - Permit/Not permit GTS																		
LinkQuality	1	Link quality of the message																		
SecurityFailure	1																			
KeySource	8	Key Source of this data frame.																		

Security Level of this data frame:

Security Level	Value
NO SECURITY	0x00
MIC 32 AUTH	0x01
MIC 64 AUTH	0x02
MIC 128 AUTH	0x03
AES ENCRYPTION	0x04
AES ENCRYPTION MIC 32	0x05
AES ENCRYPTION MIC 64	0x06
AES ENCRYPTION MIC 128	0x07

SecurityLevel 1

Key Id Mode of this data frame:

Key Id Mode	Value
NOT USED	0x00
KEY 1BYTE INDEX	0x01
KEY 4BYTE INDEX	0x02
KEY 8BYTE INDEX	0x03

KeyIdMode 1

KeyIndex 1 Key Index of this data frame.  
 PendingAddrSpec 1  
 AddressList 1 List of address associate with the device  
 SDULength 1 Beacon Length  
 NSDU 0-128 Beacon payload

### 3.5.2.5 MAC\_DATA\_CNF

**Description:**

This callback is called by the MAC to send (on behalf of the next higher layer) a MAC data confirmation.

**Usage:**

**AREQ:**

1	1	1	1	1	4	2
Length = 0x08	Cmd0 = 0x42	Cmd1 = 0x84	Status	Handle	Timestamp	Timestamp2

**Attributes:**

Attribute	Length (byte)	Description
Status	1	This field indicates either SUCCESS (0) or FAILURE (1).
Handle	1	Handle of the message
Timestamp	4	64bit timestamp of the message
Timestamp2	2	16bit timestamp of the message

### 3.5.2.6 MAC\_DATA\_IND

**Description:**

This callback is called by the MAC to send (on behalf of the next higher layer) a MAC data indication.

**Usage:**

**AREQ:**

1	1	1	1	8	1	8	
Length = 0x2C-0xAC	Cmd0 = 0x42	Cmd1 = 0x85	SrcAddrMode	SrcAddr	DstAddrMode	DstAddr	
4	2	2	2	2	1	1	
Timestamp	Timestamp2	SrcPanId	SrcPanId	DstPanId	LinkQuality	Correlation	RSSI

1	8	1	1	1	1	0-128
DSN	KeySource	SecurityLevel	KeyIdMode	KeyIndex	Length	Data

**Attributes:**

Attribute	Length (byte)	Description																		
		Source address mode																		
SrcAddrMode	1	<table border="1"> <thead> <tr> <th>Mode</th> <th>Value</th> <th>Description</th> </tr> </thead> <tbody> <tr> <td>ADDRESS NOT PRESENT</td> <td>0x00</td> <td>Address Not Present</td> </tr> <tr> <td>GROUP ADDRESS</td> <td>0x01</td> <td>Group address</td> </tr> <tr> <td>ADDRESS 16 BIT</td> <td>0x02</td> <td>Address 16 bit</td> </tr> <tr> <td>ADDRESS 64 BIT</td> <td>0x03</td> <td>Address 64 bit</td> </tr> <tr> <td>BROADCAST</td> <td>0xFF</td> <td>Broadcast</td> </tr> </tbody> </table>	Mode	Value	Description	ADDRESS NOT PRESENT	0x00	Address Not Present	GROUP ADDRESS	0x01	Group address	ADDRESS 16 BIT	0x02	Address 16 bit	ADDRESS 64 BIT	0x03	Address 64 bit	BROADCAST	0xFF	Broadcast
		Mode	Value	Description																
		ADDRESS NOT PRESENT	0x00	Address Not Present																
		GROUP ADDRESS	0x01	Group address																
		ADDRESS 16 BIT	0x02	Address 16 bit																
ADDRESS 64 BIT	0x03	Address 64 bit																		
BROADCAST	0xFF	Broadcast																		
SrcAddr	8	Source address																		
DstAddrMode	1	Destination address mode																		
DstAddr	8	Destination address																		
Timestamp	4	32bit timestamp of the message																		
Timestamp2	2	16bit timestamp of the message																		
SrcPanId	2	Pan Id of the source address																		
DstPanId	2	Pan Id of the destination address																		
LinkQuality	1	Link quality																		
Correlation	1	Correlation																		
RSSI	1	RSSI																		
DSN	1	DSN																		
KeySource	8	Key Source of this data frame.																		
		Security Level of this data frame:																		
SecurityLevel	1	<table border="1"> <thead> <tr> <th>Security Level</th> <th>Value</th> </tr> </thead> <tbody> <tr> <td>NO SECURITY</td> <td>0x00</td> </tr> <tr> <td>MIC 32 AUTH</td> <td>0x01</td> </tr> <tr> <td>MIC 64 AUTH</td> <td>0x02</td> </tr> <tr> <td>MIC 128 AUTH</td> <td>0x03</td> </tr> <tr> <td>AES ENCRYPTION</td> <td>0x04</td> </tr> <tr> <td>AES ENCRYPTION MIC 32</td> <td>0x05</td> </tr> <tr> <td>AES ENCRYPTION MIC 64</td> <td>0x06</td> </tr> <tr> <td>AES ENCRYPTION MIC 128</td> <td>0x07</td> </tr> </tbody> </table>	Security Level	Value	NO SECURITY	0x00	MIC 32 AUTH	0x01	MIC 64 AUTH	0x02	MIC 128 AUTH	0x03	AES ENCRYPTION	0x04	AES ENCRYPTION MIC 32	0x05	AES ENCRYPTION MIC 64	0x06	AES ENCRYPTION MIC 128	0x07
		Security Level	Value																	
		NO SECURITY	0x00																	
		MIC 32 AUTH	0x01																	
		MIC 64 AUTH	0x02																	
		MIC 128 AUTH	0x03																	
		AES ENCRYPTION	0x04																	
		AES ENCRYPTION MIC 32	0x05																	
AES ENCRYPTION MIC 64	0x06																			
AES ENCRYPTION MIC 128	0x07																			
		Key Id Mode of this data frame:																		
KeyIdMode	1	<table border="1"> <thead> <tr> <th>Key Id Mode</th> <th>Value</th> </tr> </thead> <tbody> <tr> <td>NOT USED</td> <td>0x00</td> </tr> <tr> <td>KEY 1BYTE INDEX</td> <td>0x01</td> </tr> <tr> <td>KEY 4BYTE INDEX</td> <td>0x02</td> </tr> <tr> <td>KEY 8BYTE INDEX</td> <td>0x03</td> </tr> </tbody> </table>	Key Id Mode	Value	NOT USED	0x00	KEY 1BYTE INDEX	0x01	KEY 4BYTE INDEX	0x02	KEY 8BYTE INDEX	0x03								
		Key Id Mode	Value																	
		NOT USED	0x00																	
		KEY 1BYTE INDEX	0x01																	
KEY 4BYTE INDEX	0x02																			
KEY 8BYTE INDEX	0x03																			
KeyIndex	1	Key Index of this data frame.																		
Length	1	Data length																		
Data	0-128	Data																		

**3.5.2.7 MAC\_DISASSOCIATE\_IND**

**Description:**

This callback is called by the MAC to send (on behalf of the next higher layer) a MAC disassociation indication.

**Usage:**

**AREQ:**

1	1	1	8	1	8
Length = 0x14	Cmd0 = 0x42	Cmd1 = 0x86	ExtendedAddress	DisassociateReason	KeySource

1	1	1
SecurityLevel	KeyIdMode	KeyIndex

**Attributes:**

Attribute	Length (byte)	Description																		
ExtendedAddress	8	Extended address of the device leaving the network																		
DisassociateReason	1	Reason of the disassociation: <table border="1" style="margin-left: 20px;"> <thead> <tr> <th style="text-align: center;">Reason</th> <th style="text-align: center;">Value</th> </tr> </thead> <tbody> <tr> <td>Coordinator wishes the device to disassociate</td> <td style="text-align: center;">0x01</td> </tr> <tr> <td>Device itself wishes to disassociate</td> <td style="text-align: center;">0x02</td> </tr> </tbody> </table>	Reason	Value	Coordinator wishes the device to disassociate	0x01	Device itself wishes to disassociate	0x02												
Reason	Value																			
Coordinator wishes the device to disassociate	0x01																			
Device itself wishes to disassociate	0x02																			
KeySource	8	Key Source of this data frame. Security Level of this data frame: <table border="1" style="margin-left: 20px;"> <thead> <tr> <th style="text-align: center;">Security Level</th> <th style="text-align: center;">Value</th> </tr> </thead> <tbody> <tr> <td>NO SECURITY</td> <td style="text-align: center;">0x00</td> </tr> <tr> <td>MIC 32 AUTH</td> <td style="text-align: center;">0x01</td> </tr> <tr> <td>MIC 64 AUTH</td> <td style="text-align: center;">0x02</td> </tr> <tr> <td>MIC 128 AUTH</td> <td style="text-align: center;">0x03</td> </tr> <tr> <td>AES ENCRYPTION</td> <td style="text-align: center;">0x04</td> </tr> <tr> <td>AES ENCRYPTION MIC 32</td> <td style="text-align: center;">0x05</td> </tr> <tr> <td>AES ENCRYPTION MIC 64</td> <td style="text-align: center;">0x06</td> </tr> <tr> <td>AES ENCRYPTION MIC 128</td> <td style="text-align: center;">0x07</td> </tr> </tbody> </table>	Security Level	Value	NO SECURITY	0x00	MIC 32 AUTH	0x01	MIC 64 AUTH	0x02	MIC 128 AUTH	0x03	AES ENCRYPTION	0x04	AES ENCRYPTION MIC 32	0x05	AES ENCRYPTION MIC 64	0x06	AES ENCRYPTION MIC 128	0x07
Security Level	Value																			
NO SECURITY	0x00																			
MIC 32 AUTH	0x01																			
MIC 64 AUTH	0x02																			
MIC 128 AUTH	0x03																			
AES ENCRYPTION	0x04																			
AES ENCRYPTION MIC 32	0x05																			
AES ENCRYPTION MIC 64	0x06																			
AES ENCRYPTION MIC 128	0x07																			
KeyIdMode	1	Key Id Mode of this data frame: <table border="1" style="margin-left: 20px;"> <thead> <tr> <th style="text-align: center;">Key Id Mode</th> <th style="text-align: center;">Value</th> </tr> </thead> <tbody> <tr> <td>NOT USED</td> <td style="text-align: center;">0x00</td> </tr> <tr> <td>KEY 1BYTE INDEX</td> <td style="text-align: center;">0x01</td> </tr> <tr> <td>KEY 4BYTE INDEX</td> <td style="text-align: center;">0x02</td> </tr> <tr> <td>KEY 8BYTE INDEX</td> <td style="text-align: center;">0x03</td> </tr> </tbody> </table>	Key Id Mode	Value	NOT USED	0x00	KEY 1BYTE INDEX	0x01	KEY 4BYTE INDEX	0x02	KEY 8BYTE INDEX	0x03								
Key Id Mode	Value																			
NOT USED	0x00																			
KEY 1BYTE INDEX	0x01																			
KEY 4BYTE INDEX	0x02																			
KEY 8BYTE INDEX	0x03																			
KeyIndex	1	Key Index of this data frame.																		

**3.5.2.8 MAC\_DISASSOCIATE\_CNF**

**Description:**

This callback is called by the MAC to send (on behalf of the next higher layer) a MAC disassociate confirm.

**Usage:**

**AREQ:**

1	1	1	1	1	8	2
Length = 0x0C	Cmd0 = 0x42	Cmd1 = 0x87	Status	DeviceAddrMode	DeviceAddr	DevicePanId

**Attributes:**

Attribute	Length (byte)	Description																		
Status	1	This field indicates either SUCCESS (0) or FAILURE (1).																		
DeviceAddrMode	1	Address mode of the device <table border="1" style="margin-left: 20px;"> <thead> <tr> <th style="text-align: center;">Mode</th> <th style="text-align: center;">Value</th> <th style="text-align: center;">Description</th> </tr> </thead> <tbody> <tr> <td>ADDRESS_NOT_PRESENT</td> <td style="text-align: center;">0x00</td> <td>Address Not Present</td> </tr> <tr> <td>GROUP_ADDRESS</td> <td style="text-align: center;">0x01</td> <td>Group address</td> </tr> <tr> <td>ADDRESS_16_BIT</td> <td style="text-align: center;">0x02</td> <td>Address 16 bit</td> </tr> <tr> <td>ADDRESS_64_BIT</td> <td style="text-align: center;">0x03</td> <td>Address 64 bit</td> </tr> <tr> <td>BROADCAST</td> <td style="text-align: center;">0xFF</td> <td>Broadcast</td> </tr> </tbody> </table>	Mode	Value	Description	ADDRESS_NOT_PRESENT	0x00	Address Not Present	GROUP_ADDRESS	0x01	Group address	ADDRESS_16_BIT	0x02	Address 16 bit	ADDRESS_64_BIT	0x03	Address 64 bit	BROADCAST	0xFF	Broadcast
Mode	Value	Description																		
ADDRESS_NOT_PRESENT	0x00	Address Not Present																		
GROUP_ADDRESS	0x01	Group address																		
ADDRESS_16_BIT	0x02	Address 16 bit																		
ADDRESS_64_BIT	0x03	Address 64 bit																		
BROADCAST	0xFF	Broadcast																		
DeviceAddr	8	Address of the device																		
DevicePanId	2	Pan Id of the device																		

### 3.5.2.9 MAC\_ORPHAN\_IND

#### Description:

This callback is called by the MAC to send (on behalf of the next higher layer) a MAC orphan indication.

#### Usage:

#### AREQ:

1	1	1	8
Length = 0x13	Cmd0 = 0x42	Cmd1 = 0x8A	ExtendedAddr

8	1	1	1
KeySource	SecurityLevel	KeyIdMode	KeyIndex

#### Attributes:

Attribute	Length (byte)	Description
ExtendedAddr	8	Extended address of the orphan device
KeySource	8	Key Source of this data frame.

Security Level of this data frame:

Security Level	Value
NO SECURITY	0x00
MIC 32 AUTH	0x01
MIC 64 AUTH	0x02
MIC 128 AUTH	0x03
AES ENCRYPTION	0x04
AES ENCRYPTION MIC 32	0x05
AES ENCRYPTION MIC 64	0x06
AES ENCRYPTION MIC 128	0x07

SecurityLevel 1

Key Id Mode of this data frame:

Key Id Mode	Value
NOT USED	0x00
KEY 1BYTE INDEX	0x01
KEY 4BYTE INDEX	0x02
KEY 8BYTE INDEX	0x03

KeyIdMode 1

KeyIndex 1 Key Index of this data frame.

### 3.5.2.10 MAC\_POLL\_CNF

#### Description:

This callback is called by the MAC to send (on behalf of the next higher layer) a MAC poll confirmation.

#### Usage:

#### AREQ:

1	1	1	1
Length = 0x01	Cmd0 = 0x42	Cmd1 = 0x8B	Status

#### Attributes:

Attribute	Length (byte)	Description
Status	1	This field indicates either SUCCESS (0) or FAILURE (1).

### 3.5.2.11 MAC\_SCAN\_CNF

**Description:**

This callback is called by the MAC to send (on behalf of the next higher layer) a MAC scan confirmation.

**Usage:**

**AREQ:**

1	1	1	1	1	1	1
Length = 0x0A-0x8A	Cmd0 = 0x42	Cmd1 = 0x8C	Status	ED	ScanType	ChannelPage
4	1	1	0-128			
UnscannedChannelList	ResultListCount	ResultListMaxLength	ResultList			

**Attributes:**

Attribute	Length (byte)	Description										
Status	1	This field indicates either SUCCESS (0) or FAILURE (1).										
ED	1	ED max energy.										
ScanType	1	Specifies the scan type: <table border="1" data-bbox="734 862 1037 990"> <thead> <tr> <th>Scan Type</th> <th>Value</th> </tr> </thead> <tbody> <tr> <td>ENERGY_DETECT</td> <td>0x00</td> </tr> <tr> <td>ACTIVE</td> <td>0x01</td> </tr> <tr> <td>PASSIVE</td> <td>0x02</td> </tr> <tr> <td>ORPHAN</td> <td>0x03</td> </tr> </tbody> </table>	Scan Type	Value	ENERGY_DETECT	0x00	ACTIVE	0x01	PASSIVE	0x02	ORPHAN	0x03
Scan Type	Value											
ENERGY_DETECT	0x00											
ACTIVE	0x01											
PASSIVE	0x02											
ORPHAN	0x03											
ChannelPage	1	Channel Page										
UnscannedChannelList	4	List of un-scanned channels										
ResultListCount	1	Number of item in the result list										
ResultListMaxLength	1	Max length of the result list in bytes										
ResultList	0-128	Result list										

### 3.5.2.12 MAC\_COMM\_STATUS\_IND

**Description:**

This callback is called by the MAC to send (on behalf of the next higher layer) a MAC communication indicator.

**Usage:**

**AREQ:**

1	1	1	1	8	1	8
Length = 0x24	Cmd0 = 0x42	Cmd1 = 0x8D	Status	SrcAddr	DstAddrMode	DstAddr
4	2	1	8	1	1	1
Timestamp	DevicePanId	Reason	KeySource	SecurityLevel	KeyIdMode	KeyIndex

**Attributes:**

Attribute	Length (byte)	Description																		
Status	1	This field indicates either SUCCESS (0) or FAILURE (1).																		
DstAddrMode	1	Destination address mode <table border="1" data-bbox="657 1736 1249 1888"> <thead> <tr> <th>Mode</th> <th>Value</th> <th>Description</th> </tr> </thead> <tbody> <tr> <td>ADDRESS_NOT_PRESENT</td> <td>0x00</td> <td>Address Not Present</td> </tr> <tr> <td>GROUP_ADDRESS</td> <td>0x01</td> <td>Group address</td> </tr> <tr> <td>ADDRESS_16_BIT</td> <td>0x02</td> <td>Address 16 bit</td> </tr> <tr> <td>ADDRESS_64_BIT</td> <td>0x03</td> <td>Address 64 bit</td> </tr> <tr> <td>BROADCAST</td> <td>0xFF</td> <td>Broadcast</td> </tr> </tbody> </table>	Mode	Value	Description	ADDRESS_NOT_PRESENT	0x00	Address Not Present	GROUP_ADDRESS	0x01	Group address	ADDRESS_16_BIT	0x02	Address 16 bit	ADDRESS_64_BIT	0x03	Address 64 bit	BROADCAST	0xFF	Broadcast
Mode	Value	Description																		
ADDRESS_NOT_PRESENT	0x00	Address Not Present																		
GROUP_ADDRESS	0x01	Group address																		
ADDRESS_16_BIT	0x02	Address 16 bit																		
ADDRESS_64_BIT	0x03	Address 64 bit																		
BROADCAST	0xFF	Broadcast																		
SrcAddr	8	Source address																		
DstAddr	8	Destination address																		

Timestamp	4	Timestamp of the message
DevicePanId	2	Pan Id of the device that generate the indication
Reason	1	Reason for this communication indication.
KeySource	8	Key Source of this data frame.

Security Level of this data frame:

SecurityLevel	1	<table border="1"> <thead> <tr> <th>Security Level</th> <th>Value</th> </tr> </thead> <tbody> <tr> <td>NO_SECURITY</td> <td>0x00</td> </tr> <tr> <td>MIC_32_AUTH</td> <td>0x01</td> </tr> <tr> <td>MIC_64_AUTH</td> <td>0x02</td> </tr> <tr> <td>MIC_128_AUTH</td> <td>0x03</td> </tr> <tr> <td>AES_ENCRYPTION</td> <td>0x04</td> </tr> <tr> <td>AES_ENCRYPTION_MIC_32</td> <td>0x05</td> </tr> <tr> <td>AES_ENCRYPTION_MIC_64</td> <td>0x06</td> </tr> <tr> <td>AES_ENCRYPTION_MIC_128</td> <td>0x07</td> </tr> </tbody> </table>	Security Level	Value	NO_SECURITY	0x00	MIC_32_AUTH	0x01	MIC_64_AUTH	0x02	MIC_128_AUTH	0x03	AES_ENCRYPTION	0x04	AES_ENCRYPTION_MIC_32	0x05	AES_ENCRYPTION_MIC_64	0x06	AES_ENCRYPTION_MIC_128	0x07
		Security Level	Value																	
		NO_SECURITY	0x00																	
		MIC_32_AUTH	0x01																	
		MIC_64_AUTH	0x02																	
		MIC_128_AUTH	0x03																	
		AES_ENCRYPTION	0x04																	
		AES_ENCRYPTION_MIC_32	0x05																	
AES_ENCRYPTION_MIC_64	0x06																			
AES_ENCRYPTION_MIC_128	0x07																			

Key Id Mode of this data frame:

KeyIdMode	1	<table border="1"> <thead> <tr> <th>Key Id Mode</th> <th>Value</th> </tr> </thead> <tbody> <tr> <td>NOT_USED</td> <td>0x00</td> </tr> <tr> <td>KEY_1BYTE_INDEX</td> <td>0x01</td> </tr> <tr> <td>KEY_4BYTE_INDEX</td> <td>0x02</td> </tr> <tr> <td>KEY_8BYTE_INDEX</td> <td>0x03</td> </tr> </tbody> </table>	Key Id Mode	Value	NOT_USED	0x00	KEY_1BYTE_INDEX	0x01	KEY_4BYTE_INDEX	0x02	KEY_8BYTE_INDEX	0x03
		Key Id Mode	Value									
		NOT_USED	0x00									
		KEY_1BYTE_INDEX	0x01									
KEY_4BYTE_INDEX	0x02											
KEY_8BYTE_INDEX	0x03											

KeyIndex 1 Key Index of this data frame.

### 3.5.2.13 MAC\_START\_CNF

**Description:**

This callback is called by the MAC to send (on behalf of the next higher layer) a MAC start confirmation.

**Usage:**

**AREQ:**

1	1	1	1
Length = 0x01	Cmd0 = 0x42	Cmd1 = 0x8E	Status

**Attributes:**

Attribute	Length (byte)	Description
Status	1	This field indicates either SUCCESS (0) or FAILURE (1).

### 3.5.2.14 MAC\_RX\_ENABLE\_CNF

**Description:**

This callback is called by the MAC to send (on behalf of the next higher layer) a MAC Rx enable confirmation.

**Usage:**

**AREQ:**

1	1	1	1
Length = 0x01	Cmd0 = 0x42	Cmd1 = 0x8F	Status

**Attributes:**

Attribute	Length (byte)	Description
Status	1	This field indicates either SUCCESS (0) or FAILURE (1).

### 3.5.2.15 MAC\_PURGE\_CNF

**Description:**

This callback is called by the MAC to send (on behalf of the next higher layer) a MAC purge confirmation.

**Usage:**

**AREQ:**

1	1	1	1	1
Length = 0x01	Cmd0 = 0x42	Cmd1 = 0x9A	Status	Handle

**Attributes:**

Attribute	Length (byte)	Description
Status	1	This field indicates either SUCCESS (0) or FAILURE (1).
Handle	1	Handle of this message

### 3.6 MT\_NWK

Not supported.

### 3.7 MT\_SAPI

This interface allows tester to interact with the simple API interface.

#### 3.7.1 MT\_SAPI Commands

##### 3.7.1.1 ZB\_SYSTEM\_RESET

**Description:**

This command will reset the device by using a soft reset (i.e. a jump to the reset vector) vice a hardware reset (i.e. watchdog reset.) This is especially useful in the CC2531, for instance, so that the USB host does not have to contend with the USB H/W resetting (and thus causing the USB host to re-enumerate the device which can cause an open virtual serial port to hang.)

**Usage:**

**AREQ:**

Byte: 1	1	1
Length = 0x00	Cmd0 = 0x46	Cmd1 = 0x09

**Attributes:**

None

##### 3.7.1.2 ZB\_START\_REQUEST

**Description:**

This command starts the ZigBee stack. When the ZigBee stack starts, the device reads configuration parameters from nonvolatile memory and the device joins its network. The ZigBee stack calls the `zb_StartConfirm` callback function when the startup process completes. After the start request process completes, the device is ready to send, receive, and route network traffic.



**Usage:****SREQ:**

Byte: 1	1	1
Length = 0x00	Cmd0 = 0x26	Cmd1 = 0x00

**Attributes:**

None

**SRSP:**

Byte: 1	1	1
Length = 0x00	Cmd0 = 0x66	Cmd1 = 0x00

**Attributes:**

None

**3.7.1.3 ZB\_PERMIT\_JOINING\_REQUEST****Description:**

This command is used to control the joining permissions and thus allows or disallows new devices from joining the network.

**Usage:****SREQ:**

Byte: 1	1	1	2	1
Length = 0x03	Cmd0 = 0x26	Cmd1 = 0x08	Destination	Timeout

**Attributes:**

Attribute	Length (byte)	Description
Destination	2	The destination parameter indicates the address of the device for which the joining permissions should be set. This is usually the local device address or the special broadcast address that denotes all routers and coordinator (0xFFFC). This way the joining permissions of a single device or the whole network can be controlled.
Timeout	1	Indicates the amount of time in seconds for which the joining permissions should be turned on. If timeout is set to 0x00, the device will turn off the joining permissions indefinitely. If it is set to 0xFF, the joining permissions will be turned on indefinitely.

**SRSP:**

Byte: 1	1	1	1
Length = 0x01	Cmd0 = 0x66	Cmd1 = 0x08	Status

**Attributes:**

Attribute	Length (byte)	Description
Status	1	Status is either Success (0) or Failure (1).

**3.7.1.4 ZB\_BIND\_DEVICE****Description:**

This command establishes or removes a 'binding' between two devices. Once bound, an application can send messages to a device by referencing the commandId for the binding.

**Usage:****SREQ:**

1	1	1	1	2	8
Length = 0x0B	Cmd0 = 0x26	Cmd1 = 0x01	Create	CommandId	Destination

**Attributes:**

Attribute	Length (byte)	Description
Create	1	TRUE to create a binding, FALSE to remove a binding.
CommandId	2	The Identifier of the binding
Destination	8	Specifies the 64-bit IEEE address of the device to bind to.

**SRSP:**

Length	Cmd0	Cmd1
1	1	1
Length = 0x00	Cmd0 = 0x66	Cmd1 = 0x01

**Attributes:**

None

**3.7.1.5 ZB\_ALLOW\_BIND****Description:**

This command puts the device into the Allow Binding Mode for a given period of time. A peer device can establish a binding to a device in the Allow Binding Mode by calling `zb_BindDevice` with a destination address of NULL.

**Usage:****SREQ:**

Length	Cmd0	Cmd1	Timeout
1	1	1	1
Length = 0x01	Cmd0 = 0x26	Cmd1 = 0x02	Timeout

**Attributes:**

Attribute	Length (byte)	Description
Timeout	1	The number of seconds to remain in the allow binding mode. Valid values range from 1 through 65. If 0, the Allow Bind mode will be set false without timeout. If greater than 64, the Allow Bind mode will be true.

**SRSP:**

Length	Cmd0	Cmd1
1	1	1
Length = 0x00	Cmd0 = 0x66	Cmd1 = 0x02

**Attributes:**

None

**3.7.1.6 ZB\_SEND\_DATA\_REQUEST****Description:**

This command initiates transmission of data to a peer device.

**Usage:****SREQ:**

Byte	Cmd0	Cmd1	Destination	CommandId	Handle
1	1	1	2	2	1
Length = 0x08-0x5C	Cmd0 = 0x26	Cmd1 = 0x03	Destination	CommandId	Handle

Ack	Radius	Len	Data
1	1	1	0-84

**Attributes:**

Attribute	Length (byte)	Description
Destination	2	The destination of the data. The destination can be one of the following: - 16-Bit short address of device [0-0xffff] - ZB_BROADCAST_ADDR sends the data to all devices in the network. - ZB_BINDING_ADDR sends the data to a previously bound device.

CommandId	2	The command Id to send with the message. If the ZB_BINDING_ADDR destination is used, this parameter also indicates the binding to use.
Handle	1	A handle used to identify the send data request.
Ack	1	TRUE if requesting acknowledgement from the destination.
Radius	1	The max number of hops the packet can travel through before it is dropped.
Len	1	Specifies the size of the Data buffer in bytes.
Data	0-84	Data

**SRSP:**

1	1	1
Length = 0x00	Cmd0 = 0x66	Cmd1 = 0x03

**Attributes:**

None

**3.7.1.7 ZB\_READ\_CONFIGURATION****Description:**

This command is used to get a configuration property from non-volatile memory.

**Usage:****SREQ:**

Byte: 1	1	1	1
Length = 0x01	Cmd0 = 0x26	Cmd1 = 0x04	ConfigId

**Attributes:**

Attribute	Length (byte)	Description
ConfigId	1	Specifies the Identifier for the configuration property.

**SRSP:**

Byte: 1	1	1	1	1	1	0-128
Length = 0x03-0x83	Cmd0 = 0x66	Cmd1 = 0x04	Status	ConfigId	Len	Value

**Attributes:**

Attribute	Length (byte)	Description
Status	1	This field indicates either SUCCESS (0) or FAILURE (1).
ConfigId	1	Specifies the Identifier for the configuration property.
Len	1	Specifies the size of the Value buffer in bytes.
Value	0-128	Buffer to hold the configuration property.

**3.7.1.8 ZB\_WRITE\_CONFIGURATION****Description:**

This command is used to write a Configuration Property to non-volatile memory.

**Usage:****SREQ:**

Byte: 1	1	1	1	1	1-128
Length = 0x03-0x83	Cmd0 = 0x26	Cmd1 = 0x05	ConfigId	Len	Value

**Attributes:**

Attribute	Length (byte)	Description
ConfigId	1	The Identifier for the configuration property
Len	1	Specifies the size of the Value buffer in bytes.
Value	1-128	The buffer containing the new value of the configuration property.

**SRSP:**

Byte: 1	1	1	1
Length = 0x01	Cmd0 = 0x66	Cmd1 = 0x05	Status

**Attributes:**

Attribute	Length (byte)	Description
Status	1	This field indicates either SUCCESS (0) or FAILURE (1).

**3.7.1.9 ZB\_GET\_DEVICE\_INFO****Description:**

This command retrieves a Device Information Property.

**Usage:****SREQ:**

Byte: 1	1	1	1
Length = 0x01	Cmd0 = 0x26	Cmd1 = 0x06	Param

**Attributes:**

Attribute	Length (byte)	Description
Param	1	The Identifier for the device information.

**SRSP:**

1	1	1	1	8
Length = 0x09	Cmd0 = 0x66	Cmd1 = 0x06	Param	Value

**Attributes:**

Attribute	Length (byte)	Description
Param	1	The Identifier for the device information.
Value	2	A buffer to hold the device information

**3.7.1.10 ZB\_FIND\_DEVICE\_REQUEST****Description:**

This command is used to determine the short address for a device in the network. The device initiating a call to `zb_FindDeviceRequest` and the device being discovered must both be a member of the same network. When the search is complete, the `zv_FindDeviceConfirm` callback function is called.

**SREQ:**

1	1	1	8
Length = 0x08	Cmd0 = 0x26	Cmd1 = 0x07	SearchKey

**Attributes:**

Attribute	Length (byte)	Description
SearchKey	8	Specifies the value to search on.

**SRSP:**

1	1	1
Length = 0x00	Cmd0 = 0x66	Cmd1 = 0x07

**Attributes:**

None

## 3.7.2 MT\_SAPI Callbacks

### 3.7.2.1 ZB\_START\_CONFIRM

**Description:**

This callback is called by the ZigBee stack after a start request operation completes.

**Usage:**

**AREQ:**

1	1	1	1
Length = 0x01	Cmd0 = 0x46	Cmd1 = 0x80	Status

**Attributes:**

Attribute	Length (byte)	Description
Status	1	This field indicates either SUCCESS (0) or FAILURE (1).

### 3.7.2.2 ZB\_BIND\_CONFIRM

**Description:**

This callback is called by the ZigBee stack after a bind operation completes.

**Usage:**

**AREQ:**

1	1	1	2	1
Length = 0x03	Cmd0 = 0x46	Cmd1 = 0x81	CommandId	Status

**Attributes:**

Attribute	Length (byte)	Description
CommandId	2	The command Id of the binding being confirmed.
Status	1	Specifies the status of the bind operation.

### 3.7.2.3 ZB\_ALLOW\_BIND\_CONFIRM

**Description:**

This callback indicates another device attempted to bind to this device.

**Usage:**

**AREQ:**

1	1	1	2
Length = 0x02	Cmd0 = 0x46	Cmd1 = 0x82	Source

**Attributes:**

Attribute	Length (byte)	Description
Source	2	Contains the address of the device attempted to bind to this device.

### 3.7.2.4 ZB\_SEND\_DATA\_CONFIRM

**Description:**

This callback indicates the data has been sent.

**Usage:****AREQ:**

1	1	1	1	1
Length = 0x02	Cmd0 = 0x46	Cmd1 = 0x83	Handle	Status

**Attributes:**

Attribute	Length (byte)	Description
Handle	1	Specifies the handle.
Status	1	This field indicates either SUCCESS (0) or FAILURE (1).

**3.7.2.5 ZB\_RECEIVE\_DATA\_INDICATION****Description:**

This callback is called asynchronously by the ZigBee stack to notify the application when data is received from a peer device.

**Usage:****AREQ:**

1	1	1	2	2	2	0-84
Length = 0x06-5A	Cmd0 = 0x46	Cmd1 = 0x87	Source	Command	Len	Data

**Attributes:**

Attribute	Length (byte)	Description
Source	2	Specifies the short address of the peer device that sent the data.
Command	2	The command Id associated with the data.
Len	2	Specifies the number of bytes in the Data parameter.
Data	0-84	The data sent by the peer device.

**3.7.2.6 ZB\_FIND\_DEVICE\_CONFIRM****Description:**

This callback is called by the ZigBee stack when a find device operation completes.

**Usage:****AREQ:**

1	1	1	1	2	8
Length = 0x0B	Cmd0 = 0x46	Cmd1 = 0x85	SearchType = 0x01	SearchKey	Result

**Attributes:**

Attribute	Length (byte)	Description
SearchType	1	The type of search that was performed.
SearchKey	2	Value that the search was executed on.
Result	8	The result of the search.

**3.8 MT\_SYS**

This interface allows the tester to interact with the target at system level such as reset, read/write memory, read/write extended address, etc.

### 3.8.1 MT\_SYS Commands

#### 3.8.1.1 SYS\_RESET\_REQ

**Description:**

This command is sent by the tester to reset the target device

**Usage:**

**AREQ:**

1	1	1	1
Length = 0x01	Cmd0 = 0x41	Cmd1 = 0x00	Type

**Attributes:**

Attribute	Length (byte)	Description
Type	1	This command will reset the device by using a hardware reset (i.e. watchdog reset) if 'Type' is zero. Otherwise a soft reset (i.e. a jump to the reset vector) is done. This is especially useful in the CC2531, for instance, so that the USB host does not have to contend with the USB H/W resetting (and thus causing the USB host to re-enumerate the device which can cause an open virtual serial port to hang.)

#### 3.8.1.2 SYS\_PING

**Description:**

This command issues PING requests to verify if a device is active and check the capability of the device.

**Usage:**

**SREQ:**

1	1	1
Length = 0x00	Cmd0 = 0x21	Cmd1 = 0x01

**Attributes:**

None

**SRSP:**

1	1	1	2
Length = 0x02	Cmd0 = 0x61	Cmd1 = 0x01	Capabilities

**Attributes:**

Attribute	Length (byte)	Description
Capabilities	2	This field represents the interfaces that this device can handle (compiled into the device). Bit weighted and defined as:

Capability	Value
MT_CAP_SYS	0x0001
MT_CAP_MAC	0x0002
MT_CAP_NWK	0x0004
MT_CAP_AF	0x0008
MT_CAP_ZDO	0x0010
MT_CAP_SAPI	0x0020
MT_CAP_UTIL	0x0040
MT_CAP_DEBUG	0x0080
MT_CAP_APP	0x0100
MT_CAP_ZOAD	0x1000

### 3.8.1.3 SYS\_VERSION

**Description:**

This command is used to request for the device's version string.

**Usage:**

**SREQ:**

1	1	1
Length = 0x00	Cmd0 = 0x21	Cmd1 = 0x02

**Attributes:**

None

**SRSP:**

1	1	1	1	1	1	1	1
Length = 0x05	Cmd0 = 0x61	Cmd1 = 0x02	TransportRev	Product	MajorRel	MinorRel	MaintRel

**Attributes:**

Attribute	Length (byte)	Description
TransportRev	1	Transport protocol revision
Product	1	Product Id
MajorRel	1	Software major release number
MinorRel	1	Software minor release number
MaintRel	1	Software maintenance release number

### 3.8.1.4 SYS\_SET\_EXTADDR

**Description:**

This command is used to set the extended address of the device.

**Usage:**

**SREQ:**

1	1	1	8
Length = 0x08	Cmd0 = 0x21	Cmd1 = 0x03	ExtAddress

**Attributes:**

Attribute	Length (byte)	Description
ExtAddress	8	The device's extended address.



**SRSP:**

1	1	1	1
Length = 0x01	Cmd0 = 0x61	Cmd1 = 0x03	Status

**Attributes:**

Attribute	Length (byte)	Description
Status	1	Status is either Success (1) or Failure (0)

**3.8.1.5 SYS\_GET\_EXTADDR****Description:**

This command is used to get the extended address of the device.

**Usage:****SREQ:**

1	1	1
Length = 0x00	Cmd0 = 0x21	Cmd1 = 0x04

**Attributes:**

Attribute	Length (byte)	Description
Status	1	Status is either Success (1) or Failure (0)

**SRSP:**

1	1	1	8
Length = 0x08	Cmd0 = 0x61	Cmd1 = 0x04	ExtAddress

**Attributes:**

Attribute	Length (byte)	Description
ExtAddress	8	The device's extended address.

**3.8.1.6 SYS\_RAM\_READ****Description:**

This command is used by the tester to read a single memory location in the target RAM. The command accepts an address value and returns the memory value present in the target RAM at that address.

**Usage:****SREQ:**

1	1	1	2	1
Length = 0x03	Cmd0 = 0x21	Cmd1 = 0x05	Address	Len

**Attributes:**

Attribute	Length (byte)	Description
Address	2	Address of the memory that will be read.
Len	1	The number of bytes that will be read from the target RAM.

**SRSP:**

1	1	1	1	1	0-128
Length = 0x02-0x82	Cmd0 = 0x61	Cmd1 = 0x05	Status	Len	Value

**Attributes:**

Attribute	Length (byte)	Description
Status	1	Status is either Success (0) or Failure (1).
Len	1	The number of bytes that will be read from the target RAM.
Value	0-128	The value read from the target RAM.

**3.8.1.7 SYS\_RAM\_WRITE****Description:**

This command is used by the tester to write to a particular location in the target RAM. The command accepts an address location and a memory value. The memory value is written to the address location in the target RAM.

**Usage:****SREQ:**

1	1	1	2	1	1-128
Length = 0x04-0x84	Cmd0 = 0x21	Cmd1 = 0x06	Address	Len	Value

**Attributes:**

Attribute	Length (byte)	Description
Address	2	Address of the memory that will be read.
Len	1	The number of bytes that will be read from the target RAM.
Value	1-128	The value written to the target RAMS.

**SRSP:**

1	1	1	1
Length = 0x01	Cmd0 = 0x61	Cmd1 = 0x06	Status

**Attributes:**

Attribute	Length (byte)	Description
Status	1	Status is either Success (0) or Failure (1).

**3.8.1.8 SYS\_OSAL\_NV\_READ****Description:**

This command is used by the tester to read a single memory item from the target non-volatile memory. The command accepts an attribute Id value and data offset and returns the memory value present in the target for the specified attribute Id.

**Usage:****SREQ:**

1	1	1	2	1
Length = 0x03	Cmd0 = 0x21	Cmd1 = 0x08	Id	Offset

**Attributes:**

Attribute	Length (byte)	Description
Id	2	The Id of the NV item.
Offset	1	Number of bytes offset from the beginning or the NV value.

**SRSP:**

1	1	1	1	1	0-248
Length = 0x02-0xFA	Cmd0 = 0x61	Cmd1 = 0x08	Status	Len	Value

**Attributes:**

Attribute	Length (byte)	Description
Status	1	Status is either Success (0) or Failure (1).
Len	1	Length of the NV value.
Value	0-248	Value of the NV item.

**3.8.1.9 SYS\_OSAL\_NV\_WRITE****Description:**

This command is used by the tester to write to a particular item in non-volatile memory. The command accepts an attribute Id, data offset, data length, and attribute value. The attribute value is written to the location specified for the attribute Id in the target.

**Usage:****SREQ:**

1	1	1	2	1	1	1-246
Length = 0x04-0xFA	Cmd0 = 0x21	Cmd1 = 0x09	Id	Offset	Len	Value

**Attributes:**

Attribute	Length (byte)	Description
Id	2	The Id of the NV item.
Offset	1	Number of bytes offset from the beginning or the NV value.
Len	1	Length of the NV value.
Value	0-246	Value of the NV item.

**SRSP:**

1	1	1	1
Length = 0x01	Cmd0 = 0x61	Cmd1 = 0x09	Status

**Attributes:**

Attribute	Length (byte)	Description
Status	1	Status is either Success (0) or Failure (1).

**3.8.1.10 SYS\_OSAL\_NV\_ITEM\_INIT****Description**

This command is used by the tester to create and initialize an item in non-volatile memory. The NV item will be created if it does not already exist. The data for the new NV item will be left uninitialized if the *InitLen* parameter is zero. When *InitLen* is non-zero, the data for the NV item will be initialized (starting at offset of zero) with the values from *InitData*. Note that it is not necessary to initialize the entire NV item (*InitLen* < *ItemLen*). It is also possible to create an NV item that is larger than the maximum length *InitData* – use the SYS\_OSAL\_NV\_WRITE command to finish the initialization.

**Usage****SREQ:**

1	1	1	2	2	1	0-245
Length = 0x04-0xFA	Cmd0 = 0x21	Cmd1 = 0x07	Id	ItemLen	InitLen	InitData

**Attributes:**

Attribute	Length (byte)	Description
Id	2	The Id of the NV item.
ItemLen	2	Number of bytes in the NV item.
InitLen	1	Number of bytes in the initialization data.
InitData	0-245	Value of the initialization data.

**SRSP:**

1	1	1	1
Length = 0x01	Cmd0 = 0x61	Cmd1 = 0x07	Status

**Attributes:**

Attribute	Length (byte)	Description
Status	1	0x00 = Item already exists, no action taken 0x09 = Success, item created and initialized 0x0A = Initialization failed, item not created

**3.8.1.11 SYS\_OSAL\_NV\_DELETE****Description**

This command is used by the tester to delete an item from the non-volatile memory. The *ItemLen* parameter must match the length of the NV item or the command will fail. Use this command with caution – deleted items cannot be recovered.

**Usage****SREQ:**

1	1	1	2	2
Length = 0x04	Cmd0 = 0x21	Cmd1 = 0x12	Id	ItemLen

**Attributes:**

Attribute	Length (byte)	Description
Id	2	The Id of the NV item.
ItemLen	2	Length of the NV item.

**SRSP:**

1	1	1	1
Length = 0x01	Cmd0 = 0x61	Cmd1 = 0x12	Status

**Attributes:**

Attribute	Length (byte)	Description
Status	1	0x00 = Success, the item was deleted 0x09 = No action taken, item did not exist 0x0A = Failure, item was not deleted 0x0C = Bad length, item was not deleted

**3.8.1.12 SYS\_OSAL\_NV\_LENGTH****Description**

This command is used by the tester to get the length of an item in non-volatile memory. A returned length of zero indicates that the NV item does not exist.

**Usage****SREQ:**

1	1	1	2
Length = 0x02	Cmd0 = 0x21	Cmd1 = 0x13	Id

**Attributes:**

Attribute	Length (byte)	Description
Id	2	The Id of the NV item.

**SRSP:**

1	1	1	2
Length = 0x01	Cmd0 = 0x61	Cmd1 = 0x13	Length

**Attributes:**

Attribute	Length (byte)	Description
Length	2	0x0000 = item does not exist 0x0001-0xNNNN = number of bytes in NV item

**3.8.1.13 SYS\_OSAL\_START\_TIMER****Description**

This command is used by the tester to start a timer event. The event will expired after the indicated amount of time and a notification will be sent back to the tester.

**Usage****SREQ:**

1	1	1	1	2
Length = 0x03	Cmd0 = 0x21	Cmd1 = 0x0A	Id	Timeout

**Attributes:**

Attribute	Length (byte)	Description
Id	1	The Id of the timer event (0-3)
Timeout	2	Amount of time it will take before the event expired in milliseconds.

**SRSP:**

1	1	1	1
Length = 0x01	Cmd0 = 0x61	Cmd1 = 0x0A	Status

**Attributes:**

Attribute	Length (byte)	Description
Status	1	Status is either Success (0) or Failure (1).

**3.8.1.14 SYS\_OSAL\_STOP\_TIMER****Description:**

This command is used by the tester to stop a timer event.

**Usage:****SREQ:**

1	1	1	1
Length = 0x01	Cmd0 = 0x21	Cmd1 = 0x0B	Id

**Attributes:**

Attribute	Length (byte)	Description
Id	1	The Id of the timer event (0-3).

**SRSP:**

1	1	1	1
Length = 0x01	Cmd0 = 0x61	Cmd1 = 0x0B	Status

**Attributes:**

Attribute	Length (byte)	Description
Status	1	Status is either Success (0) or Failure (1).

### 3.8.1.15 SYS\_RANDOM

#### Description:

This command is used by the tester to get a random 16-bit number.

#### Usage:

#### SREQ:

1	1	1
Length = 0x00	Cmd0 = 0x21	Cmd1 = 0x0C

#### Attributes:

None

#### SRSP:

1	1	1	2
Length = 0x02	Cmd0 = 0x61	Cmd1 = 0x0C	Value

#### Attributes:

Attribute	Length (byte)	Description
Value	2	The random value.

### 3.8.1.16 SYS\_ADC\_READ

#### Description

This command reads a value from the ADC based on specified channel and resolution.

#### Usage

#### SREQ:

1	1	1	1	1
Length = 0x02	Cmd0 = 0x21	Cmd1 = 0x0D	Channel	Resolution

#### Attributes:

Attribute	Length (byte)	Description
Channel	1	The channel of the ADC that will be used.

Channel

1

Channel	Value
AIN0	0x00
AIN1	0x01
AIN2	0x02
AIN3	0x03
AIN4	0x04
AIN5	0x05
AIN6	0x06
AIN7	0x07
Temperature Sensor	0x0E
Voltage Reading	0x0F

Resolution of the reading. This can be 8-bit, 10-bit, 12-bit or 14-bit.

Resolution

1

Resolution	Value
8-bit	0x00
10-bit	0x01
12-bit	0x02
14-bit	0x03

**SRSP:**

1	1	1	2
Length = 0x02	Cmd0 = 0x61	Cmd1 = 0x0D	Value

**Attributes:**

Attribute	Length (byte)	Description
Value	2	Value of the ADC reading based on the specified information.

**3.8.1.17 SYS\_GPIO****Description**

This command is used by the tester to control the 4 GPIO pins on the CC2530-ZNP build.

**Usage****SREQ:**

1	1	1	1	1
Length = 0x02	Cmd0 = 0x21	Cmd1 = 0x0E	Operation	Value

Operation – 1 byte – specifies the type of operation to perform on the GPIO pins. It can take the values, shown in the table below, with effects dictated by the bit values of the value parameter:

**Attributes:**

Operation	Description
Set direction ( 0x00 )	Configure the direction of the GPIO pins. A value of 0 in a bit position configures the corresponding GPIO pin as an Input while a value of 1 configures it as Output.
Set Input mode ( 0x01 )	Configure the Input mode of the GPIO pins. A value of 0 in a bit position configures it as pull-up mode while a 1 configures it in tri-state Input mode. ( <i>Note: PI_0 and PI_1 of the CC2530 can only be set in tri-state input mode</i> ).
Set ( 0x02 )	A value of 1 in a bit position will set the corresponding GPIO pin ( writes a 1 ).
Clear ( 0x03 )	A value of 0 in a bit position will clear the corresponding GPIO pin ( writes a 0 ).
Toggle ( 0x04 )	A value of 1 in a bit position will toggle the corresponding GPIO pin.
Read ( 0x05 )	Reads the GPIO pins.

**SRSP:**

1	1	1	2
Length = 0x01	Cmd0 = 0x61	Cmd1 = 0x0E	Value

**Attributes:**

Attribute	Length (byte)	Description
Value	1	The value read from the GPIO pins.

**3.8.1.18 SYS\_STACK\_TUNE****Description**

This command is used by the tester to tune stack parameters and adjust performance at runtime.

**Usage****SREQ:**

1	1	1	1	1
Length = 0x02	Cmd0 = 0x21	Cmd1 = 0x0F	Operation	Value

**Attributes:**

The tuning operation to be executed according to the STK\_Tune\_t enumeration:

Operation	Value
Set the transmitter power level according to the value of the Value parameter which should correspond to the valid values specified by the ZMacTransmitPower_t enumeration (0xFD – 0x16)	0x00
Set RxOnWhenIdle off/on if the value of Value is 0/1; otherwise return the current setting of RxOnWhenIdle.	0x01

**SRSP:**

1	1	1	1
Length = 0x01	Cmd0 = 0x61	Cmd1 = 0x0F	Value

**Attributes:**

Attribute	Length (byte)	Description
Value	1	Applicable status of the tuning operation.

**3.8.1.19 SYS\_SET\_TIME****Description**

This command is used by the tester to set the target system date and time. The time can be specified in “seconds since 00:00:00 on January 1, 2000” or in parsed date/time components.

**Usage****SREQ:**

1	1	1	4	1	1	1
Length = 0x0B	Cmd0 = 0x21	Cmd1 = 0x10	UTCTime	Hour	Minute	Second

1	1	2
Month	Day	Year

**Attributes:**

Attribute	Length (bytes)	Description
UTCTime	4	Number of seconds since 00:00:00 on January 1, 2000.
Hour	1	Set this parameter to zero to use date/time attributes below.
Minute	1	Hour of the day (0-23)
Second	1	Minute of the hour (0-59)
Month	1	Second of the minute (0-59)
Day	1	Month of the year (1-12)
Year	2	Day of the month (1-31)
		Year (2000- )

**SRSP:**

1	1	1	1
Length = 0x01	Cmd0 = 0x61	Cmd1 = 0x10	Status

**Attributes:**

Attribute	Length (byte)	Description
Status	1	Status is either Success (0) or Failure (1).

**3.8.1.20 SYS\_GET\_TIME****Description:**

This command is used by the tester to get the target system date and time. The time is returned in “seconds since 00:00:00 on January 1, 2000” and parsed date/time components.



**Usage:****SREQ:**

1	1	1
Length = 0x00	Cmd0 = 0x21	Cmd1 = 0x11

**Attributes:**

None

**SRSP:**

1	1	1	4	1	1	1
Length = 0x0B	Cmd0 = 0x61	Cmd1 = 0x11	UTCTime	Hour	Minute	Second

1	1	2
Month	Day	Year

**Attributes:**

Attribute	Length (bytes)	Description
UTCTime	4	Number of seconds since 00:00:00 on January 1, 2000.
Hour	1	Hour of the day (0-23)
Minute	1	Minute of the hour (0-59)
Second	1	Second of the minute (0-59)
Month	1	Month of the year (1-12)
Day	1	Day of the month (1-31)
Year	2	Year (2000- )

**3.8.1.21 SYS\_SET\_TX\_POWER****Description:**

This command is used by the tester to set the target system radio transmit power. The returned TX power is the actual setting applied to the radio – nearest characterized value for the specific radio.

**Usage:****SREQ:**

1	1	1	1
Length = 0x01	Cmd0 = 0x21	Cmd1 = 0x14	TX Power

**Attributes:**

Attribute	Length (bytes)	Description
TX Power	1	Requested TX power setting, in dBm.

**SRSP:**

1	1	1	1
Length = 0x01	Cmd0 = 0x61	Cmd1 = 0x14	TX Power

**Attributes:**

Attribute	Length (byte)	Description
TX Power	1	Actual TX power setting, in dBm.

**3.8.1.22 SYS\_ZDIAGS\_INIT\_STATS****Description:**

This command is used to initialize the statistics table in NV memory.

**Usage:****SREQ:**

1	1	1
Length = 0x00	Cmd0 = 0x21	Cmd1 = 0x17

**Attributes:**

None

**SRSP:**

1	1	1	1
Length = 0x01	Cmd0 = 0x61	Cmd1 = 0x17	Status

**Attributes:**

Attribute	Length (byte)	Description
Status	1	Status is either Success (0) or Failure (1).

**3.8.1.23 SYS\_ZDIAGS\_CLEAR\_STATS****Description:**

This command is used to clear the statistics table. To clear data in NV (including the Boot Counter) the clearNV flag shall be set to TRUE.

**Usage:****SREQ:**

1	1	1	1
Length = 0x01	Cmd0 = 0x21	Cmd1 = 0x18	clearNV

**Attributes:**

Attribute	Length (bytes)	Description
clearNV	1	TRUE – Clears statistics in NV memory including Boot Counter. FALSE – Clears statistics in RAM only. Boot Counter is preserved.

**SRSP:**

1	1	1	4
Length = 0x04	Cmd0 = 0x61	Cmd1 = 0x18	SysClock

**Attributes:**

Attribute	Length (byte)	Description
SysClock	4	Milliseconds since last reset.

**3.8.1.24 SYS\_ZDIAGS\_GET\_STATS****Description:**

This command is used to read a specific system (attribute) ID statistics and/or metrics value.

**Usage:****SREQ:**

1	1	1	2
Length = 0x02	Cmd0 = 0x21	Cmd1 = 0x19	AttributeID

**Attributes:**

Attribute	Length (bytes)	Description
-----------	----------------	-------------

AttributeID 2 System Diagnostics (ZDiags) attribute ID, as defined in ZDiags.h module.

**SRSP:**

1	1	1	4
Length = 0x04	Cmd0 = 0x61	Cmd1 = 0x19	AttributeValue

**Attributes:**

Attribute	Length (byte)	Description
AttributeValue	4	Value of the requested attribute.

**3.8.1.25 SYS\_ZDIAGS\_RESTORE\_STATS\_NV****Description:**

This command is used to restore the statistics table from NV into the RAM table.

**Usage:****SREQ:**

1	1	1
Length = 0x00	Cmd0 = 0x21	Cmd1 = 0x1A

**Attributes:**

None

**SRSP:**

1	1	1	1
Length = 0x01	Cmd0 = 0x61	Cmd1 = 0x1A	Status

**Attributes:**

Attribute	Length (byte)	Description
Status	1	Status is either Success (0) or Failure (1).

**3.8.1.26 SYS\_ZDIAGS\_SAVE\_STATS\_TO\_NV****Description:**

This command is used to save the statistics table from RAM to NV.

**Usage:****SREQ:**

1	1	1
Length = 0x00	Cmd0 = 0x21	Cmd1 = 0x1B

**Attributes:**

None

**SRSP:**

1	1	1	4
Length = 0x04	Cmd0 = 0x61	Cmd1 = 0x1B	SysClock

**Attributes:**

Attribute	Length (byte)	Description
SysClock	4	Milliseconds since last reset.

### 3.8.1.27 SYS\_NV\_CREATE

**Description:**

This command is used to attempt to create an item in non-volatile memory.

**Usage:**
**SREQ:**

1	1	1	1	2	2	4
Length = 0x09	Cmd0 = 0x21	Cmd1 = 0x30	SysID	ItemID	SubID	Length

**Attributes:**

Attribute	Length (bytes)	Description
SysID	1	System ID of the NV item
ItemID	2	Item ID of the NV item
SubID	2	Sub ID of the NV item
Length	4	Number of bytes in the NV item

**SRSP:**

1	1	1	1
Length = 0x01	Cmd0 = 0x61	Cmd1 = 0x30	Status

**Attributes:**

Attribute	Length (byte)	Description
Status	1	Status of NV create

### 3.8.1.28 SYS\_NV\_DELETE

**Description:**

This command is used to attempt to delete an item in non-volatile memory.

**Usage:**
**SREQ:**

1	1	1	1	2	2
Length = 0x05	Cmd0 = 0x21	Cmd1 = 0x31	SysID	ItemID	SubID

**Attributes:**

Attribute	Length (bytes)	Description
SysID	1	System ID of the NV item
ItemID	2	Item ID of the NV item
SubID	2	Sub ID of the NV item

**SRSP:**

1	1	1	1
Length = 0x01	Cmd0 = 0x61	Cmd1 = 0x31	Status

**Attributes:**

Attribute	Length (byte)	Description
Status	1	Status of NV delete

### 3.8.1.29 SYS\_NV\_LENGTH

**Description:**

This command is used to get the length of an item in non-volatile memory.

**Usage:**
**SREQ:**

1	1	1	1	2	2
Length = 0x05	Cmd0 = 0x21	Cmd1 = 0x32	SysID	ItemID	SubID

**Attributes:**

Attribute	Length (bytes)	Description
SysID	1	System ID of the NV item
ItemID	2	Item ID of the NV item
SubID	2	Sub ID of the NV item

**SRSP:**

1	1	1	1
Length = 0x01	Cmd0 = 0x61	Cmd1 = 0x32	Length

**Attributes:**

Attribute	Length (byte)	Description
Length	1	Length of NV Item

### 3.8.1.30 SYS\_NV\_READ

**Description:**

This command is used to read an item in non-volatile memory.

**Usage:**
**SREQ:**

1	1	1	1	2	2	2	1
Length = 0x08	Cmd0 = 0x21	Cmd1 = 0x33	SysID	ItemID	SubID	Offset	Length

**Attributes:**

Attribute	Length (bytes)	Description
SysID	1	System ID of the NV item
ItemID	2	Item ID of the NV item
SubID	2	Sub ID of the NV item
Offset	2	Offset into NV
Length	1	Length of data to read

**SRSP:**

1	1	1	1	1	0-240
Length = 0x03-0xF3	Cmd0 = 0x61	Cmd1 = 0x33	Status	Length	Value

**Attributes:**

Attribute	Length (byte)	Description
Status	1	Status of read
Length	1	Length of NV Item
Value	0-240	Value of the NV Item read

### 3.8.1.31 SYS\_NV\_WRITE

**Description:**

This command is used to write an item in non-volatile memory

**Usage:**
**SREQ:**

1	1	1	1	2	2	2	2	0-240
Length = 0x09-0xF9	Cmd0 = 0x21	Cmd1 = 0x34	SysID	ItemID	SubID	Offset	Length	Value

**Attributes:**

Attribute	Length (bytes)	Description
SysID	1	System ID of the NV item
ItemID	2	Item ID of the NV item
SubID	2	Sub ID of the NV item
Offset	2	Offset into NV
Length	1	Length of data to read
Value	0-240	Data Bytes to be written to NV item

**SRSP:**

1	1	1	1
Length = 0x01	Cmd0 = 0x61	Cmd1 = 0x34	Status

**Attributes:**

Attribute	Length (byte)	Description
Status	1	Status of NV write

### 3.8.1.32 SYS\_NV\_UPDATE

**Description:**

This command is used to update an item in non-volatile memory

**Usage:**
**SREQ:**

1	1	1	1	2	2	2	0-240
Length = 0x07-0xF7	Cmd0 = 0x21	Cmd1 = 0x35	SysID	ItemID	SubID	Length	Value

**Attributes:**

Attribute	Length (bytes)	Description
SysID	1	System ID of the NV item
ItemID	2	Item ID of the NV item
SubID	2	Sub ID of the NV item
Length	1	Length of data to read
Value	0-240	Data Bytes to be written to NV item

**SRSP:**

1	1	1	1
Length = 0x04	Cmd0 = 0x61	Cmd1 = 0x35	Status

**Attributes:**

Attribute	Length (byte)	Description
Status	1	Status of NV Update

### 3.8.1.33 SYS\_NV\_COMPACT

**Description:**

This command is used to compact the active page in non-volatile memory

**Usage:**
**SREQ:**

1	1	1	2
Length = 0x02	Cmd0 = 0x21	Cmd1 = 0x36	Threshold

**Attributes:**

Attribute	Length (bytes)	Description
Threshold	2	Compaction occurs when NV bytes are less than this value

**SRSP:**

1	1	1	1
Length = 0x01	Cmd0 = 0x61	Cmd1 = 0x36	Status

**Attributes:**

Attribute	Length (byte)	Description
Status	1	Status of compaction of active page

### 3.8.1.34 SYS\_OSAL\_NV\_READ\_EXT

**Description:**

This command is used by the tester to read a single memory item from the target non-volatile memory. The command accepts an attribute Id value and data offset and returns the memory value present in the target for the specified attribute Id.

**Usage:**
**SREQ:**

1	1	1	2	2
Length = 0x03	Cmd0 = 0x21	Cmd1 = 0x08	Id	Offset

**Attributes:**

Attribute	Length (byte)	Description
Id	2	The Id of the NV item.
Offset	2	Number of bytes offset from the beginning or the NV value.

**SRSP:**

1	1	1	1	1	0-248
Length = 0x02-0xFA	Cmd0 = 0x61	Cmd1 = 0x08	Status	Len	Value

**Attributes:**

Attribute	Length (byte)	Description
Status	1	Status is either Success (0) or Failure (1).
Len	1	Length of the NV value.
Value	0-248	Value of the NV item.

### 3.8.1.35 SYS\_OSAL\_NV\_WRITE\_EXT

#### Description:

This command is used by the tester to write to a particular item in non-volatile memory. The command accepts an attribute Id, data offset, data length, and attribute value. The attribute value is written to the location specified for the attribute Id in the target.

#### Usage:

#### SREQ:

1	1	1	2	2	1	1-246
Length = 0x04-0xFA	Cmd0 = 0x21	Cmd1 = 0x09	Id	Offset	Len	Value

#### Attributes:

Attribute	Length (byte)	Description
Id	2	The Id of the NV item.
Offset	2	Number of bytes offset from the beginning of the NV value.
Len	1	Length of the NV value.
Value	0-246	Value of the NV item.

#### SRSP:

1	1	1	1
Length = 0x01	Cmd0 = 0x61	Cmd1 = 0x09	Status

#### Attributes:

Attribute	Length (byte)	Description
Status	1	Status is either Success (0) or Failure (1).

## 3.8.2 MT\_SYS Callbacks

### 3.8.2.1 SYS\_RESET\_IND

#### Description

This callback is sent by the device to indicate that a reset has occurred.

#### Usage

#### AREQ:

1	1	1	1	1	1
Length = 0x06	Cmd0 = 0x41	Cmd1 = 0x80	Reason	TransportRev	ProductId

1	1	1
MajorRel	MinorRel	HwRev

#### Attributes:

Attribute	Length (byte)	Description								
		Reason for the reset.								
Reason	1	<table border="1"> <thead> <tr> <th>Resolution</th> <th>Value</th> </tr> </thead> <tbody> <tr> <td>Power-up</td> <td>0x00</td> </tr> <tr> <td>External</td> <td>0x01</td> </tr> <tr> <td>Watch-dog</td> <td>0x02</td> </tr> </tbody> </table>	Resolution	Value	Power-up	0x00	External	0x01	Watch-dog	0x02
Resolution	Value									
Power-up	0x00									
External	0x01									
Watch-dog	0x02									
TransportRev	1	Transport protocol revision.								
Product	1	Major release number.								
MinorRel	1	Minor release number.								
HwRev	1	Hardware revision number.								



### 3.8.2.2 SYS\_OSAL\_TIMER\_EXPIRED

#### Description:

This callback is sent by the device to indicate that a specific timer has been expired.

#### Usage:

#### AREQ:

1	1	1	1
Length = 0x01	Cmd0 = 0x41	Cmd1 = 0x81	Id

#### Attributes:

Attribute	Length (byte)	Description
Id	1	The Id of the timer event (0-3)

## 3.9 MT\_UART

This interface handles communication between the target and Z-Tool. Tester has no direct control over this interface. There is no direct command for the tester to interact with this interface.

## 3.10 MT\_UTIL

This interface provides tester supporting functionalities such as setting PanId, getting device info, getting NV info, subscribing callbacks...etc.

### 3.10.1 MT\_UTIL Commands

#### 3.10.1.1 UTIL\_GET\_DEVICE\_INFO

#### Description:

This command is sent by the tester to retrieve the device info.

#### Usage:

#### SREQ:

1	1	1
Length = 0x00	Cmd0 = 0x27	Cmd1 = 0x00

#### Attributes:

None

#### SRSP:

1	1	1	1	8	2	1
Length = 0x02	Cmd0 = 0x67	Cmd1 = 0x00	Status	IEEEAddr	ShortAddr	DeviceType

1	1	0-128
DeviceState	NumAssocDevices	AssocDeviceList

#### Attributes:

Attribute	Length (byte)	Description
Status	1	Status is a one byte field and is either success (0) or fail (1). The fail status is returned if the address value in the command message was not within the valid range.
IEEEAddr	8	IEEE address of the device
ShortAddr	2	Short address of the device
DeviceType	1	Indicates device type, where bits 0 to 2 indicate the capability for the device to operate as a coordinator, router, or end device, respectively.
DeviceState	1	Indicates the state of the device with different possible states as shown below:

		0x00: Initialized - not started automatically
		0x01: Initialized - not connected to anything
		0x02: Discovering PAN's to join
		0x03: Joining a PAN
		0x04: Rejoining a PAN, only for end devices
		0x05: Joined but not yet authenticated by trust center
		0x06: Started as device after authentication
		0x07: Device joined, authenticated and is a router
		0x08: Starting as ZigBee Coordinator
		0x09: Started as ZigBee Coordinator
		0x0A: Device has lost information about its parent
NumAssocDevices	1	Specifies the number of Reduce Function Devices being associated to the target device.
AssocDevicesList	Array	Array of 16-bits of network addresses of Reduce Function Devices associated to the local device.

### 3.10.1.2 UTIL\_GET\_NV\_INFO

**Description:**

This command is used by the tester to read a block of parameters from non-volatile storage of the target device.

**Usage:**

**SREQ:**

1	1	1
Length = 0x00	Cmd0 = 0x27	Cmd1 = 0x01

**Attributes:**

None

**SRSP:**

1	1	1	1	8	4	2
Length = 0x20	Cmd0 = 0x67	Cmd1 = 0x01	Status	IEEEAddr	ScanChannels	PanId

1	16
SecurityLevel	PreConfigKey

**Attributes:**

Attribute	Length (byte)	Description
Status	1	A value of zero indicates success. Failure is indicated by a non-zero value, representing a bit mask of each item that failed to be retrieved from NV memory. Bit0 is used for the first item (IEEEAddress), bit1 for the second item (ScanChannels), and so forth. Data values for failed items are returned as one or more bytes of 0xFF, the typical value read from erased NV memory.
IEEEAddr	8	IEEE address of the device
ScanChannels	4	This represents a bit-mask of channels to be scanned when starting the device.
PanId	2	Specifies the Pan Id to start or join. Set to 0xFFFF to select a PAN after scanning.
SecurityLevel	1	This specifies the network messaging security level, zero disables security.
PreConfigKey	16	This specifies the pre-configured security key.

### 3.10.1.3 UTIL\_SET\_PANID

**Description:**

Store a PanId value into non-volatile memory to be used the next time the target device resets.

**Usage:**

**SREQ:**

1	1	1	2
---	---	---	---

Length = 0x02	Cmd0 = 0x27	Cmd1 = 0x02	PanId
---------------	-------------	-------------	-------

**Attributes:**

Attribute	Length (byte)	Description
PanId	2	PanId that will be set

**SRSP:**

1	1	1	1
Length = 0x01	Cmd0 = 0x67	Cmd1 = 0x02	Status

**Attributes:**

Attribute	Length (byte)	Description
Status	1	Status is either Success (0) or Failure (1).

**3.10.1.4 UTIL\_SET\_CHANNELS****Description:**

This command is used to store a channel select bit-mask into non-volatile memory to be used the next time the target device resets.

**Usage:****SREQ:**

1	1	1	4
Length = 0x04	Cmd0 = 0x27	Cmd1 = 0x03	Channels

**Attributes:**

Attribute	Length (byte)	Description
Channels	4	A bit-mask representing the channel(s) to scan the next time the target device resets.

**SRSP:**

1	1	1	1
Length = 0x01	Cmd0 = 0x67	Cmd1 = 0x03	Status

**Attributes:**

Attribute	Length (byte)	Description
Status	1	Status is either Success (0) or Failure (1).

**3.10.1.5 UTIL\_SET\_SECLEVEL****Description:**

This command is used to store a security level value into non-volatile memory to be used the next time the target device resets.

**Usage:****SREQ:**

1	1	1	1
Length = 0x01	Cmd0 = 0x27	Cmd1 = 0x04	SecLevel

**Attributes:**

Attribute	Length (byte)	Description
SecLevel	1	Security level to use the next time the target device resets. Zero is used to disable security.

**SRSP:**

1	1	1	1
Length = 0x01	Cmd0 = 0x67	Cmd1 = 0x04	Status

**Attributes:**

Attribute	Length (byte)	Description
Status	1	Status is either Success (0) or Failure (1).

**3.10.1.6 UTIL\_SET\_PRECFGKEY****Description:**

This command is used to store a pre-configured key array into non-volatile memory to be used the next time the target device resets.

**Usage:****SREQ:**

1	1	1	16
Length = 0x10	Cmd0 = 0x27	Cmd1 = 0x05	PreCfgKey

**Attributes:**

Attribute	Length (byte)	Description
PreCfgKey	16	An array representing the pre-configured key to use the next time the target device resets.

**SRSP:**

1	1	1	1
Length = 0x01	Cmd0 = 0x67	Cmd1 = 0x05	Status

**Attributes:**

Attribute	Length (byte)	Description
Status	1	Status is either Success (0) or Failure (1).

**3.10.1.7 UTIL\_CALLBACK\_SUB\_CMD****Description:**

This command subscribes/unsubscribes to layer callbacks. For particular subsystem callbacks to work, the software must be compiled with a special flag that is unique to that subsystem to enable the callback mechanism. For example to enable ZDO callbacks, MT\_ZDO\_CB\_FUNC flag must be compiled when the software is built. For complete list of callback compile flags, check section 1.2 or “Z-Stack Compile Options” document.

**Usage:****SREQ:**

1	1	1	2	1
Length = 0x03	Cmd0 = 0x27	Cmd1 = 0x06	SubsystemId	Action

**Attributes:**

Attribute	Length (byte)	Description
SubsystemId	2	Subsystem Id of the expected layer
Action	1	0: Disable, 1: Enable

Subsystem	Id
MT_SYS	0x0100
MT_MAC	0x0200
MT_NWK	0x0300
MT_AF	0x0400
MT_ZDO	0x0500
MT_SAPI	0x0600
MT_UTIL	0x0700
MT_DEBUG	0x0800
MT_APP	0x0900
ALL SUBSYSTEM	0xFFFF

**SRSP:**

1	1	1	1
Length = 0x01	Cmd0 = 0x67	Cmd1 = 0x06	Status

**Attributes:**

Attribute	Length (byte)	Description
Status	1	Status is either Success (0) or Failure (1).

**3.10.1.8 UTIL\_KEY\_EVENT****Description:**

Sends key and shift codes to the application that registered for key events. The keys parameter is a bit mask, allowing for multiple keys in a single command. The return status indicates success if the command is processed by a registered key handler, not whether the key code was used. Not all applications support all key or shift codes but there is no indication when a key code is dropped.

**Usage:****SREQ:**

1	1	1	1	1
Length = 0x02	Cmd0 = 0x27	Cmd1 = 0x07	Keys	Shift

**Attributes:**

Attribute	Length (byte)	Description
Keys	1	Key code bit mask: 0x01: key 1 0x02: key 2 0x04: key 3 0x08: key 4 0x10: key 5 0x20: key 6 0x40: key 7 0x80: key 8
Shift	1	0: No shift, 1: Shift

**SRSP:**

1	1	1	1
Length = 0x01	Cmd0 = 0x67	Cmd1 = 0x07	Status

**Attributes:**

Attribute	Length (byte)	Description
Status	1	Status is either Success (0) or Failure (1).

### 3.10.1.9 UTIL\_TIME\_ALIVE

**Description:**

This command is used by the tester to get the board's time alive.

**Usage:**

**SREQ:**

1	1	1
Length = 0x00	Cmd0 = 0x27	Cmd1 = 0x09

**Attributes:**

None

**SRSP:**

1	1	1	4
Length = 0x04	Cmd0 = 0x67	Cmd1 = 0x09	Seconds

**Attributes:**

Attribute	Length (byte)	Description
Seconds	4	The time of the board's live in seconds

### 3.10.1.10 UTIL\_LED\_CONTROL

**Description:**

This command is used by the tester to control the LEDs on the board.

**Usage:**

**SREQ:**

1	1	1	1	1
Length = 0x02	Cmd0 = 0x27	Cmd1 = 0x0A	LedId	Mode

**Attributes:**

Attribute	Length (byte)	Description
Laded	1	The LED number
Mode	1	0: OFF, 1: ON

**SRSP:**

1	1	1	1
Length = 0x01	Cmd0 = 0x67	Cmd1 = 0x0A	Status

**Attributes:**

Attribute	Length (byte)	Description
Status	1	Status is either Success (0) or Failure (1).

### 3.10.1.11 UTIL\_LOOPBACK

**Description:**

This command is used by the tester to test data buffer loopback.

**Usage:****SREQ:**

1	1	1	0 - 250
Length = 0x00 - 0xFA	Cmd0 = 0x27	Cmd1 = 0x10	Data

**Attributes:**

Attribute	Length (byte)	Description
Data	0 - 250	The data bytes to be looped back.

**SRSP:**

1	1	1	0 - 250
Length = 0x00 - 0xFA	Cmd0 = 0x67	Cmd1 = 0x10	Data

**Attributes:**

Attribute	Length (byte)	Description
Data	0 - 250	The looped back data bytes.

**3.10.1.12 UTIL\_DATA\_REQ****Description:**

This command is used by the tester to effect a MAC MLME Poll Request.

**Usage:****SREQ:**

1	1	1	1
Length = 0x01	Cmd0 = 0x27	Cmd1 = 0x11	SecurityUse

**Attributes:**

Attribute	Length	Description
SecurityUse	1	TRUE to request MAC security, but not used for now.

**SRSP:**

1	1	1	1
Length = 0x01	Cmd0 = 0x67	Cmd1 = 0x11	Status

**Attributes:**

Attribute	Length	Description
Status	1	A MAC status value from ZComDef.h, but only ZMacSuccess for now.

**3.10.1.13 UTIL\_SRC\_MATCH\_ENABLE****Description:**

This command is used to enable AUTOPEND and source address matching.

**Usage:****SREQ:**

Byte: 1	1	1
Length = 0x00	Cmd0 = 0x27	Cmd1 = 0x20

**SRSP:**

Byte: 1	1	1	1
Length = 0x01	Cmd0 = 0x67	Cmd1 = 0x20	Status

**Attributes:**

Attribute	Length (byte)	Description
Status	1	Status is either Success (0) or Failure (1).

**3.10.1.14 UTIL\_SRC\_MATCH\_ADD\_ENTRY****Description:**

This command is used to add a short or extended address to the source address table.

**Usage:****SREQ:**

Byte: 1	1	1	1	8
Length = 0x0B	Cmd0 = 0x27	Cmd1 = 0x21	AddressMode	Address

**Attributes:**

Attribute	Length (byte)	Description									
AddressMode	1	<table border="1"> <thead> <tr> <th>Mode</th> <th>Value</th> <th>Description</th> </tr> </thead> <tbody> <tr> <td>ADDRESS_16_BIT</td> <td>0x02</td> <td>Address 16 bit</td> </tr> <tr> <td>ADDRESS_64_BIT</td> <td>0x03</td> <td>Address 64 bit</td> </tr> </tbody> </table>	Mode	Value	Description	ADDRESS_16_BIT	0x02	Address 16 bit	ADDRESS_64_BIT	0x03	Address 64 bit
		Mode	Value	Description							
		ADDRESS_16_BIT	0x02	Address 16 bit							
ADDRESS_64_BIT	0x03	Address 64 bit									
Address	8	Address of the device that will be added - Can be short or extended depends on the address mode.									
PanId	2	PAN Id of the device. Only use when the address is a short address.									

**SRSP:**

Byte: 1	1	1	1
Length = 0x01	Cmd0 = 0x67	Cmd1 = 0x21	Status

**Attributes:**

Attribute	Length (byte)	Description
Status	1	Status is either Success (0) or Failure (1).

**3.10.1.15 UTIL\_SRC\_MATCH\_DEL\_ENTRY****Description:**

This command is used to delete a short or extended address from the source address table.

**Usage:****SREQ:**

Byte: 1	1	1	1	8	2
Length = 0x0B	Cmd0 = 0x27	Cmd1 = 0x22	AddressMode	Address	PanId

**Attributes:**

Attribute	Length (byte)	Description									
AddressMode	1	<table border="1"> <thead> <tr> <th>Mode</th> <th>Value</th> <th>Description</th> </tr> </thead> <tbody> <tr> <td>ADDRESS_16_BIT</td> <td>0x02</td> <td>Address 16 bit</td> </tr> <tr> <td>ADDRESS_64_BIT</td> <td>0x03</td> <td>Address 64 bit</td> </tr> </tbody> </table>	Mode	Value	Description	ADDRESS_16_BIT	0x02	Address 16 bit	ADDRESS_64_BIT	0x03	Address 64 bit
		Mode	Value	Description							
		ADDRESS_16_BIT	0x02	Address 16 bit							
ADDRESS_64_BIT	0x03	Address 64 bit									
Address	8	Address of the device that will be deleted - Can be short or extended depends on the address mode.									
PanId	2	PAN Id of the device. Only use when the address is a short address.									

**SRSP:**

Byte: 1	1	1	1
Length = 0x01	Cmd0 = 0x67	Cmd1 = 0x22	Status



**Attributes:**

Attribute	Length (byte)	Description
Status	1	Status is either Success (0) or Failure (1).

**3.10.1.16 UTIL\_SRC\_MATCH\_CHECK\_SRC\_ADDR****Description:**

This command is used to check if a short or extended address is in the source address table.

**Usage:****SREQ:**

Byte: 1	1	1	1	8	2
Length = 0x0B	Cmd0 = 0x27	Cmd1 = 0x23	AddressMode	Address	PanId

**Attributes:**

Attribute	Length (byte)	Description									
AddressMode	1	<table border="1"> <thead> <tr> <th>Mode</th> <th>Value</th> <th>Description</th> </tr> </thead> <tbody> <tr> <td>ADDRESS 16 BIT</td> <td>0x02</td> <td>Address 16 bit</td> </tr> <tr> <td>ADDRESS 64 BIT</td> <td>0x03</td> <td>Address 64 bit</td> </tr> </tbody> </table>	Mode	Value	Description	ADDRESS 16 BIT	0x02	Address 16 bit	ADDRESS 64 BIT	0x03	Address 64 bit
		Mode	Value	Description							
		ADDRESS 16 BIT	0x02	Address 16 bit							
ADDRESS 64 BIT	0x03	Address 64 bit									
Address	8	Address of the device that will be checked - Can be short or extended depends on the address mode.									
PanId	2	PAN Id of the device. Only use when the address is a short address.									

**SRSP:**

Byte: 1	1	1	1
Length = 0x01	Cmd0 = 0x67	Cmd1 = 0x23	Status

**Attributes:**

Attribute	Length (byte)	Description
Status	1	Status is either Success (0) or Failure (1).

**3.10.1.17 UTIL\_SRC\_MATCH\_ACK\_ALL\_PENDING****Description:**

This command is used to enable/disable acknowledging all packets with pending bit set.

**Usage:****SREQ:**

Byte: 1	1	1	1
Length = 0x01	Cmd0 = 0x27	Cmd1 = 0x24	Option

**Attributes:**

Attribute	Length (byte)	Description
Option	1	TRUE - acknowledging all packets with pending field set. FALSE - Otherwise

**SRSP:**

Byte: 1	1	1	1
Length = 0x01	Cmd0 = 0x67	Cmd1 = 0x24	Status

**Attributes:**

Attribute	Length (byte)	Description
Status	1	Status is either Success (0) or Failure (1).

**3.10.1.18 UTIL\_SRC\_MATCH\_CHECK\_ALL\_PENDING****Description:**

This command is used to check if acknowledging all packets with pending bit set is enabled.

**Usage:****SREQ:**

Byte: 1	1	1
Length = 0x00	Cmd0 = 0x27	Cmd1 = 0x25

**Attributes:** None

**SRSP:**

Byte: 1	1	1	1	1
Length = 0x01	Cmd0 = 0x67	Cmd1 = 0x25	Status	Value

**Attributes:**

Attribute	Length (byte)	Description
Status	1	Status is either Success (0) or Failure (1).
Value	1	TRUE - acknowledging all packets with pending bit set is enabled. FALSE – otherwise.

**3.10.1.19 UTIL\_ADDRMGR\_EXT\_ADDR\_LOOKUP****Description:**

This command is a proxy call to the AddrMgrEntryLookupExt() function.

**Usage:****SREQ:**

1	1	1	8
Length = 0x08	Cmd0 = 0x27	Cmd1 = 0x40	ExtAddr

**Attributes:**

Attribute	Length (byte)	Description
ExtAddr	8	Extended Address (LSB-MSB) of the device for which to lookup the Network Address.

**SRSP:**

1	1	1	2
Length = 0x02	Cmd0 = 0x67	Cmd1 = 0x40	NwkAddr

**Attributes:**

Attribute	Length (byte)	Description
NwkAddr	2	Network Address (LSB-MSB) of the device that corresponds to the Extended Address sent as a parameter in the request.

**3.10.1.20 UTIL\_ADDRMGR\_NWK\_ADDR\_LOOKUP****Description:**

This command is a proxy call to the AddrMgrEntryLookupNwk() function.

**Usage:****SREQ:**

1	1	1	2
Length = 0x02	Cmd0 = 0x27	Cmd1 = 0x41	NwkAddr

**Attributes:**

Attribute	Length (byte)	Description
NwkAddr	2	Network Address (LSB-MSB) of the device for which to lookup the Extended Address.

**SRSP:**

1	1	1	8
Length = 0x08	Cmd0 = 0x67	Cmd1 = 0x41	ExtAddr

**Attributes:**

Attribute	Length (byte)	Description
ExtAddr	8	Extended Address (LSB-MSB) of the device that corresponds to the Network Address sent as a parameter in the request.

**3.10.1.21 UTIL\_APSME\_LINK\_KEY\_DATA\_GET****Description:**

This command retrieves APS link key data, Tx and Rx frame counters.

**Usage:****SREQ:**

1	1	1	8
Length = 0x08	Cmd0 = 0x27	Cmd1 = 0x44	ExtAddr

**Attributes:**

Attribute	Length (byte)	Description
ExtAddr	8	The extended address for which to get the link key data.

**SRSP:**

1	1	1	1	16	4	4
Length = 0x19	Cmd0 = 0x67	Cmd1 = 0x44	Status	SecKey	TxFrmCntr	RxFrmCntr

**Attributes:**

Attribute	Length (byte)	Description
Status	1	The ZStatus_t returned by the proxy call to APSME_LinkKeyNVIdGet().
SecKey	16	On success, the security key looked up; otherwise N/A.
TxFrmCntr	4	On success, the TX frame counter; otherwise N/A.
RxFrmCntr	4	On success, the RX frame counter, otherwise N/A.

**3.10.1.22 UTIL\_APSME\_LINK\_KEY\_NV\_ID\_GET****Description:**

This command is a proxy call to the APSME\_LinkKeyNVIdGet() function.

**Usage:****SREQ:**

1	1	1	8
Length = 0x08	Cmd0 = 0x27	Cmd1 = 0x45	ExtAddr

**Attributes:**

Attribute	Length (byte)	Description
ExtAddr	8	The extended address for which to get the link key NV Id.

**SRSP:**

1	1	1	1	2
Length = 0x03	Cmd0 = 0x67	Cmd1 = 0x45	Status	LinkKeyNVId

**Attributes:**

Attribute	Length (byte)	Description
Status	1	Status of proxy call to APSME_LinkKeyNvIdGet().
LinkKeyNvId	2	On success, link key NV ID. Otherwise 0xFFFF

**3.10.1.23 UTIL\_APSME\_REQUEST\_KEY\_CMD****Description:**

This command is used to send a request key to the Trust Center from an originator device who wants to exchange messages with a partner device.

**Usage:****SREQ:**

1	1	1	2
Length = 0x02	Cmd0 = 0x27	Cmd1 = 0x4B	PartnerAddr

**Attributes:**

Attribute	Length (byte)	Description
PartnerAddr	8	Specifies the extended address of the partner device the originator wants to exchange messages with.

**SRSP:**

1	1	1	1
Length = 0x01	Cmd0 = 0x67	Cmd1 = 0x4B	Status

**Attributes:**

Attribute	Length (byte)	Description
Status	1	Status is either Success (0) or Failure (1).

**3.10.1.24 UTIL\_ASSOC\_COUNT****Description:**

This command is a proxy call to the AssocCount() function.

**Usage:****SREQ:**

1	1	1	1	1
Length = 0x02	Cmd0 = 0x27	Cmd1 = 0x48	StartRelation	EndRelation

**Attributes:**

Attribute	Length (byte)	Description
StartRelation	1	A valid node relation from AssocList.h: // Node Relations #define PARENT 0 #define CHILD_RFD 1 #define CHILD_RFD_RX_IDLE 2 #define CHILD_FFD 3 #define CHILD_FFD_RX_IDLE 4 #define NEIGHBOR 5 #define OTHER 6 The node relation at which to start counting.
EndRelation	1	Same as StartRelation, but the node relation at which to stop counting.

**SRSP:**

1	1	1	2
Length = 0x02	Cmd0 = 0x67	Cmd1 = 0x48	Count

**Attributes:**

Attribute	Length (byte)	Description
Count	2	The count returned by the proxy call to AssocCount().

**3.10.1.25 UTIL\_ASSOC\_FIND\_DEVICE****Description:**

This command is a proxy call to the AssocFindDevice() function.

**Usage:****SREQ:**

1	1	1	1
Length = 0x01	Cmd0 = 0x27	Cmd1 = 0x49	Number

**Attributes:**

Attribute	Length (byte)	Description
Number	1	Nth active entry in the device list.

**SRSP:**

1	1	1	18
Length = 0x12	Cmd0 = 0x67	Cmd1 = 0x49	Device

**Attributes:**

Attribute	Length (byte)	Description
Device	18	The packed (LSB-MSB) associated <code>devices_t</code> structure returned by the proxy call to AssocFindDevice(). The device short address is set to <code>INVALID_NODE_ADDR</code> to indicate failure.

**3.10.1.26 UTIL\_ASSOC\_GET\_WITH\_ADDRESS****Description:**

This command is a proxy call to the AssocGetWithAddress() function.

**Usage:****SREQ:**

1	1	1	8	2
Length = 0x0A	Cmd0 = 0x27	Cmd1 = 0x4A	ExtAddr	NwkAddr

**Attributes:**

Attribute	Length (byte)	Description
ExtAddr	8	The extended address to use for the lookup or all zeroes to use the NwkAddr for the lookup.
NwkAddr	2	Network Address (LSB-MSB) to use for the lookup if the ExtAddr is all zeroes.

**SRSP:**

1	1	1	18
Length = 0x12	Cmd0 = 0x67	Cmd1 = 0x4A	Device

**Attributes:**

Attribute	Length (byte)	Description
Device	18	The packed (LSB-MSB) associated <code>devices_t</code> structure returned by the proxy call to AssocGetWithAddress (). The device short address is set to <code>INVALID_NODE_ADDR</code> to indicate failure.

### 3.10.1.27 UTIL\_BIND\_ADD\_ENTRY

#### Description:

This command is a proxy call to the bindAddEntry() function.

#### Usage:

#### SREQ:

1	1	1	1	8
Length = 0x0D-0x13	Cmd0 = 0x27	Cmd1 = 0x4D	AddrMode	DstAddr

1	1	2-8
DstEndpoint	NumClusterIds	ClusterIds

#### Attributes:

Attribute	Length (byte)	Description
AddrMode	1	The destination address mode according to the afAddrMode_t enumeration in AF.h.
DstAddr	8	If AddrMode is afAddr64Bit, the 8-byte extended destination address; otherwise the 2-byte network destination address.
DstEndpoint	1	Binding entry destination endpoint.
NumClusterIds	1	Specifies the number of IDs in the ClusterIds list.
ClusterIds	2-8	Contains the cluster IDs.

#### SRSP:

1	1	1	14
Length = 0x0E	Cmd0 = 0x67	Cmd1 = 0x4D	BindEntry

#### Attributes:

Attribute	Length (byte)	Description
BindEntry	14	The packed (LSB-MSB) BindingEntry_t structure returned by the proxy call to bindAddEntry().The dstIdx in the BindEntry is set to INVALID_NODE_ADDR to indicate failure.

### 3.10.1.28 UTIL\_ZCL\_KEY\_EST\_INIT\_EST

#### Description:

This command is a proxy call to zclGeneral\_KeyEstablish\_InitiateKeyEstablishment().

#### Usage:

#### SREQ:

1	1	1	1	1	1	1	8
Length = 0x0C	Cmd0 = 0x27	Cmd1 = 0x80	TaskId	SeqNum	EndPoint	AddrMode	Addr

#### Attributes:

Attribute	Length (byte)	Description
TaskId	1	The OSAL Task Id making the request.
SeqNum	1	The sequence number of the request.
EndPoint	1	The endpoint on the partner.
AddrMode	1	The address mode to the partner according to the afAddrMode_t enumeration in AF.h.
Addr	8	If AddrMode is afAddr64Bit, the 8-byte extended address of the partner; otherwise the 2-byte network address of the partner.

**SRSP:**

1	1	1	1
Length = 0x01	Cmd0 = 0x67	Cmd1 = 0x80	Status

**Attributes:**

Attribute	Length (byte)	Description
Status	1	The ZStatus_t returned by the proxy call to zclGeneral_KeyEstablish_InitiateKeyEstablishment().

**3.10.1.29 UTIL\_ZCL\_KEY\_EST\_SIGN****Description:**

This command is a proxy call to zclGeneral\_KeyEstablishment\_ECDSASign().

**Usage:****SREQ:**

1	1	1	1	1
Length = 0x0C	Cmd0 = 0x27	Cmd1 = 0x81	InputLen	Input

**Attributes:**

Attribute	Length (byte)	Description
InputLen	1	The length of the input data.
Input	InputLen	The input data.

**SRSP:**

1	1	1	1	42
Length = 0x2B	Cmd0 = 0x67	Cmd1 = 0x81	Status	Key

**Attributes:**

Attribute	Length (byte)	Description
Status	1	The ZStatus_t returned by the proxy call to zclGeneral_KeyEstablishment_ECDSASign ().
Key	42	The output key on success.

**3.10.1.30 UTIL\_SRNG\_GEN****Description:**

This command is used to generate Secure Random Number. It generates 1,000,000 bits in sets of 100 bytes. As in 100 bytes of secure random numbers are generated until 1,000,000 bits are generated. 100 bytes are generated 1250 times. So 1250 SRSPs are generated. MT\_SRNG has to be defined to include this API.

**Usage:****SREQ:**

1	1	1
Length = 0x00	Cmd0 = 0x27	Cmd1 = 0x4C

**SRSP:**

1	1	1	0x64
Length = 0x64	Cmd0 = 0x67	Cmd1 = 0x4C	Secure Random Numbers

### 3.10.2 MT\_UTIL Callbacks

#### 3.10.2.1 UTIL\_SYNC\_REQ

**Description:**

This is an asynchronous request/response handshake.

**Usage:**

**AREQ:**

1	1	1
Length = 0x00	Cmd0 = 0x47	Cmd1 = 0xE0

#### 3.10.2.2 UTIL\_ZCL\_KEY\_ESTABLISH\_IND

**Description:**

This is the RPC proxy indication for a ZCL\_KEY\_ESTABLISH\_IND.

**Usage:**

**AREQ:**

1	1	1	1	1	1	1	2
Length = 0x06	Cmd0 = 0x47	Cmd1 = 0xE1	TaskId	Event	Status	WaitTime	Suite

**Attributes:**

Attribute	Length (byte)	Description
TaskId	1	The OSAL Task Id registered to receive this indication (see UTIL_ZCL_KEY_EST_INIT_EST).
Event	1	The OSAL message event.
Status	1	The OSAL message status.
WaitTime	1	The wait time.
Suite	2	The key establishment suite.

### 3.11 MT\_VERSION

This interface contains information about the release version of the software. There is no direct command for tester to interact with this interface.

### 3.12 MT\_ZDO

This interface allows the tester to issue commands to the ZDO layer in the target and receive responses. Each of these messages has a corresponding message that is returned by the target. The response message only indicates that the command message was received and executed. The result of the command execution will be conveyed to the tester via a callback message interface.



### 3.12.1 MT\_ZDO Commands

#### 3.12.1.1 ZDO\_NWK\_ADDR\_REQ

##### Description:

This message will request the device to send a “Network Address Request”. This message sends a broadcast message looking for a 16 bit address with a known 64 bit IEEE address. You must subscribe to “ZDO Network Address Response” to receive the response to this message. Check section 3.0.1.7 for more details on callback subscription. The response message listed below only indicates whether or not the message was received properly.

##### Usage:

##### SREQ:

Byte: 1	1	1	8	1	1
Length = 0x0A	Cmd0 = 0x25	Cmd1 = 0x00	IEEEAddress	ReqType	StartIndex

##### Attributes:

Attribute	Length (byte)	Description						
IEEEAddress	8	64 bit IEEE address of the device.						
		Value that the search was executed on.						
ReqType	1	<table border="1"> <thead> <tr> <th>Type</th> <th>Value</th> </tr> </thead> <tbody> <tr> <td>Single Device response</td> <td>0x00</td> </tr> <tr> <td>Extended, include associated devices</td> <td>0x01</td> </tr> </tbody> </table>	Type	Value	Single Device response	0x00	Extended, include associated devices	0x01
Type	Value							
Single Device response	0x00							
Extended, include associated devices	0x01							
StartIndex	1	Starting index into the list of children. This is used to get more of the list if the list is too large for one message.						

##### SRSP:

Byte: 1	1	1	1
Length = 0x01	Cmd0 = 0x65	Cmd1 = 0x00	Status

##### Attributes:

Attribute	Length (byte)	Description
Status	1	Status is either Success (0) or Failure (1).

#### 3.12.1.2 ZDO\_IEEE\_ADDR\_REQ

##### Description:

This command will request a device’s IEEE 64-bit address. You must subscribe to “ZDO IEEE Address Response” to receive the data response to this message. The response message listed below only indicates whether or not the message was received properly.

##### Usage:

##### SREQ:

Byte: 1	1	1	2	1	1
Length = 0x04	Cmd0 = 0x25	Cmd1 = 0x01	ShortAddr	ReqType	StartIndex

##### Attributes:

Attribute	Length (byte)	Description
ShortAddr	2	Specifies the short address of the device.

Value that the search was executed on.

ReqType	1	<table border="1"> <thead> <tr> <th>Type</th> <th>Value</th> </tr> </thead> <tbody> <tr> <td>Single Device response</td> <td>0x00</td> </tr> <tr> <td>Extended, include associated devices</td> <td>0x01</td> </tr> </tbody> </table>	Type	Value	Single Device response	0x00	Extended, include associated devices	0x01
Type	Value							
Single Device response	0x00							
Extended, include associated devices	0x01							
StartIndex	1	Starting index into the list of children. This is used to get more of the list if the list is too large for one message.						

**SRSP:**

Byte: 1	1	1	1
Length = 0x01	Cmd0 = 0x65	Cmd1 = 0x01	Status

**Attributes:**

Attribute	Length (byte)	Description
Status	1	Status is either Success (0) or Failure (1).

**3.12.1.3 ZDO\_NODE\_DESC\_REQ****Description:**

This command is generated to inquire about the Node Descriptor information of the destination device.

**Usage****SREQ:**

1	1	1	2	2
Length = 0x04	Cmd0 = 0x25	Cmd1 = 0x02	DstAddr	NWKAddrOfInterest

**Attributes:**

Attribute	Length (byte)	Description
DstAddr	2	Specifies NWK address of the device generating the inquiry.
NWKAddrOfInterest	2	Specifies NWK address of the destination device being queried.

**SRSP:**

1	1	1	1
Length = 0x01	Cmd0 = 0x65	Cmd1 = 0x02	Status

**Attributes:**

Attribute	Length (byte)	Description
Status	1	Status is either Success (0) or Failure (1).

**3.12.1.4 ZDO\_POWER\_DESC\_REQ****Description:**

This command is generated to inquire about the Power Descriptor information of the destination device.

**Usage:****SREQ:**

Byte: 1	1	1	2	2
Length = 0x04	Cmd0 = 0x25	Cmd1 = 0x03	DstAddr	NWKAddrOfInterest

**Attributes:**

Attribute	Length (byte)	Description
DstAddr	2	Specifies NWK address of the device generating the inquiry.
NWKAddrOfInterest	2	Specifies NWK address of the destination device being queried.

**SRSP:**

Byte: 1	1	1	1
Length = 0x01	Cmd0 = 0x65	Cmd1 = 0x03	Status

**Attributes:**

Attribute	Length (byte)	Description
Status	1	Status is either Success (0) or Failure (1).

**3.12.1.5 ZDO\_SIMPLE\_DESC\_REQ****Description:**

This command is generated to inquire as to the Simple Descriptor of the destination device's Endpoint.

**Usage:****SREQ:**

Byte: 1	1	1	2	2	1
Length = 0x05	Cmd0 = 0x25	Cmd1 = 0x04	DstAddr	NWKAddrOfInterest	Endpoint

**Attributes:**

Attribute	Length (byte)	Description
DstAddr	2	Specifies NWK address of the device generating the inquiry.
NWKAddrOfInterest	2	Specifies NWK address of the destination device being queried.
Endpoint	1	Specifies the application endpoint the data is from.

**SRSP:**

Byte: 1	1	1	1
Length = 0x01	Cmd0 = 0x65	Cmd1 = 0x04	Status

**Attributes:**

Attribute	Length (byte)	Description
Status	1	Status is either Success (0) or Failure (1).

**3.12.1.6 ZDO\_ACTIVE\_EP\_REQ****Description:**

This command is generated to request a list of active endpoint from the destination device.

**Usage:****SREQ:**

Byte: 1	1	1	2	2
Length = 0x04	Cmd0 = 0x25	Cmd1 = 0x05	DstAddr	NWKAddrOfInterest

**Attributes:**

Attribute	Length (byte)	Description
DstAddr	2	Specifies NWK address of the device generating the inquiry.
NWKAddrOfInterest	2	Specifies NWK address of the destination device being queried.

**SRSP:**

Byte: 1	1	1	1
Length = 0x01	Cmd0 = 0x65	Cmd1 = 0x05	Status

**Attributes:**

Attribute	Length (byte)	Description
Status	1	Status is either Success (0) or Failure (1).

**3.12.1.7 ZDO\_MATCH\_DESC\_REQ****Description:**

This command is generated to request the device match descriptor.

**Usage:****SREQ:**

1	1	1	2	2	2
Length = 0x08-0x48	Cmd0 = 0x25	Cmd1 = 0x06	DstAddr	NwkAddrOfInterest	ProfileId
1	0-32	1	0-32		
NumInClusters	InClusterList	NumOutClusters	OutClusterList		

**Attributes:**

Attribute	Length (byte)	Description
DstAddr	2	Specifies NWK address of the device generating the inquiry.
NWKAddrOfInterest	2	Specifies NWK address of the destination device being queried.
ProfileId	2	Specifies the profile Id of the device
NumInClusters	1	Specifies the number of Id's in the InClusterList.
InClusterList	0-32	Contains the input cluster Id's.
NumOutClusters	1	Specifies the number of Id's in the OutClusterList.
OutClusterList	0-32	Contains the output cluster Id's.

**SRSP:**

1	1	1	1
Length = 0x01	Cmd0 = 0x65	Cmd1 = 0x06	Status

**Attributes:**

Attribute	Length (byte)	Description
Status	1	Status is either Success (0) or Failure (1).

**3.12.1.8 ZDO\_COMPLEX\_DESC\_REQ****Description:**

This command is generated to request for the destination device's complex descriptor.

**Usage:****SREQ:**

Byte: 1	1	1	2	2
Length = 0x04	Cmd0 = 0x25	Cmd1 = 0x07	DstAddr	NWKAddrOfInterest

**Attributes:**

Attribute	Length (byte)	Description
DstAddr	2	Specifies NWK address of the device generating the inquiry.
NWKAddrOfInterest	2	Specifies NWK address of the destination device being queried.

**SRSP:**

Byte: 1	1	1	1
Length = 0x01	Cmd0 = 0x65	Cmd1 = 0x07	Status

**Attributes:**

Attribute	Length (byte)	Description
Status	1	Status is either Success (0) or Failure (1).

**3.12.1.9 ZDO\_USER\_DESC\_REQ****Description:**

This command is generated to request for the destination device's user descriptor.

**Usage:****SREQ:**

1	1	1	2	2
Length = 0x04	Cmd0 = 0x25	Cmd1 = 0x08	DstAddr	NWKAddrOfInterest

**Attributes:**

Attribute	Length (byte)	Description
DstAddr	2	Specifies NWK address of the device generating the inquiry.
NWKAddrOfInterest	2	Specifies NWK address of the destination device being queried.

**SRSP:**

Byte: 1	1	1	1
Length = 0x01	Cmd0 = 0x65	Cmd1 = 0x08	Status

**Attributes:**

Attribute	Length (byte)	Description
Status	1	Status is either Success (0) or Failure (1).

**3.12.1.10 ZDO\_END\_DEVICE\_ANNCE****Description:**

This command will cause the device to issue an "End device announce" broadcast packet to the network. This is typically used by an end-device to announce itself to the network.

**Usage:****SREQ:**

1	1	1	2	8	1
Length = 0x0B	Cmd0 = 0x25	Cmd1 = 0x0A	NwkAddr	IEEEAddr	Capabilites

**Attributes:**

Attribute	Length (byte)	Description
NwkAddr	2	Specifies network address of the device generating the request.
IEEEAddr	8	Specifies the 64 bit IEEE Address of the device being announced.
Capabilites	1	Specifies MAC capabilities Bit: 0 – Alternate PAN Coordinator 1 – Device type: 1- ZigBee Router; 0 – End Device 2 – Power Source: 1 Main powered 3 – Receiver on when Idle 4 – Reserved 5 – Reserved 6 – Security capability

7 – Reserved

**SRSP:**

1	1	1	1
Length = 0x01	Cmd0 = 0x65	Cmd1 = 0x0A	Status

**Attributes:**

Attribute	Length (byte)	Description
Status	1	Status is either Success (0) or Failure (1).

**3.12.1.11 ZDO\_USER\_DESC\_SET****Description:**

This command is generated to write a User Descriptor value to the targeted device.

**Usage:****SREQ:**

1	1	1	2	2	1	0-16
Length = 0x05-0x15	Cmd0 = 0x25	Cmd1 = 0x0B	DstAddr	NWKAddrOfInterest	Len	UserDescriptor

**Attributes:**

Attribute	Length (byte)	Description
DstAddr	2	Specifies network address of the device generating the set request.
NWKAddrOfInterest	2	Specifies NWK address of the destination device being queried.
Len	1	Specifies the length of the user descriptor.
UserDescriptor	0-16	User descriptor array (can be up to 16 bytes).

**SRSP:**

1	1	1	1
Length = 0x01	Cmd0 = 0x65	Cmd1 = 0x0B	Status

**Attributes:**

Attribute	Length (byte)	Description
Status	1	Status is either Success (0) or Failure (1).

**3.12.1.12 ZDO\_SERVER\_DISC\_REQ****Description:**

The command is used for local device to discover the location of a particular system server or servers as indicated by the ServerMask parameter. The destination addressing on this request is 'broadcast to all RxOnWhenIdle devices'.

**Usage:****SREQ:**

1	1	1	2
Length = 0x02	Cmd0 = 0x25	Cmd1 = 0x0C	ServerMask

**Attributes:**

Attribute	Length (byte)	Description
ServerMask	2	Specifies the system server capabilities of the device.

**SRSP:**

1	1	1	1
Length = 0x01	Cmd0 = 0x65	Cmd1 = 0x0C	Status

**Attributes:**

Attribute	Length (byte)	Description
Status	1	Status is either Success (0) or Failure (1).

**3.12.1.13 ZDO\_END\_DEVICE\_BIND\_REQ****Description:**

This command is generated to request an End Device Bind with the destination device.

**Usage:****SREQ:**

1	1	1	2	2	1
Length = 0x09-0x49	Cmd0 = 0x25	Cmd1 = 0x20	DstAddr	LocalCoordinator	Endpoint
2	1	0-32	1	0-32	
ProfileId	NumInClusters	InClusterList	NumOutClusters	OutClusterList	

**Attributes:**

Attribute	Length (byte)	Description
DstAddr	2	Specifies NWK address of the device generating the inquiry.
LocalCoordinator	2	Specifies local coordinator's short address. In the case of source binding, it's the short address of the source address
IEEE	8	Local coordinator's IEEE address
Endpoint	1	Device's endpoint.
ProfileId	2	Specifies the profile Id of the device.
NumInClusters	1	Specifies the number of Id's in the InClusterList.
InClusterList	0-32	Contains the input cluster Id's.
NumOutClusters	1	Specifies the number of Id's in the OutClusterList.
OutClusterList	0-32	Contains the output cluster Id's.

**SRSP:**

1	1	1	1
Length = 0x01	Cmd0 = 0x65	Cmd1 = 0x20	Status

**Attributes:**

Attribute	Length (byte)	Description
Status	1	Status is either Success (0) or Failure (1).

**3.12.1.14 ZDO\_BIND\_REQ****Description:**

This command is generated to request a Bind.

**Usage:****SREQ:**

1	1	1	2	8	1	2
Length = 0x10-0x17	Cmd0 = 0x25	Cmd1 = 0x21	DstAddr	SrcAddress	SrcEndpoint	ClusterId
1	2/8	0/1				
DstAddrMode	DstAddress	DstEndpoint				

**Attributes:**

Attribute	Length (byte)	Description
-----------	---------------	-------------

DstAddr	2	Specifies the destination address of the device generating the bind request																		
SrcAddress	8	64 bit Binding source IEEE address																		
SrcEndpoint	1	Specifies the binding source endpoint.																		
ClusterId	2	Specifies the cluster Id to match in messages.																		
		Specifies destination address mode																		
DstAddrMode	1	<table border="1"> <thead> <tr> <th>Mode</th> <th>Value</th> <th>Description</th> </tr> </thead> <tbody> <tr> <td>ADDRESS NOT PRESENT</td> <td>0x00</td> <td>Address Not Present</td> </tr> <tr> <td>GROUP ADDRESS</td> <td>0x01</td> <td>Group address</td> </tr> <tr> <td>ADDRESS 16 BIT</td> <td>0x02</td> <td>Address 16 bit</td> </tr> <tr> <td>ADDRESS 64 BIT</td> <td>0x03</td> <td>Address 64 bit</td> </tr> <tr> <td>BROADCAST</td> <td>0xFF</td> <td>Broadcast</td> </tr> </tbody> </table>	Mode	Value	Description	ADDRESS NOT PRESENT	0x00	Address Not Present	GROUP ADDRESS	0x01	Group address	ADDRESS 16 BIT	0x02	Address 16 bit	ADDRESS 64 BIT	0x03	Address 64 bit	BROADCAST	0xFF	Broadcast
Mode	Value	Description																		
ADDRESS NOT PRESENT	0x00	Address Not Present																		
GROUP ADDRESS	0x01	Group address																		
ADDRESS 16 BIT	0x02	Address 16 bit																		
ADDRESS 64 BIT	0x03	Address 64 bit																		
BROADCAST	0xFF	Broadcast																		
DstAddress	8/2	Binding destination IEEE address. Not to be confused with DstAddr.																		
DstEndpoint	1/0	Specifies the binding destination endpoint. It is used only when DstAddrMode is 64 bits extended address																		

**SRSP:**

1	1	1	1
Length = 0x01	Cmd0 = 0x65	Cmd1 = 0x21	Status

**Attributes:**

Attribute	Length (byte)	Description
Status	1	Status is either Success (0) or Failure (1).

**3.12.1.15 ZDO\_UNBIND\_REQ**

**Description:**

This command is generated to request a un-bind.

**Usage:**

**SREQ:**

1	1	1	2	8	1	2
Length = 0x10-0x17	Cmd0 = 0x25	Cmd1 = 0x22	DstAddr	SrcAddress	SrcEndpoint	ClusterId
1	2/8	0/1				
DstAddrMode	DstAddress	DstEndpoint				

**Attributes:**

Attribute	Length (byte)	Description																		
DstAddr	2	Specifies destination address of the device generating the bind request.																		
SrcAddress	8	Specifies 64 bit Binding source IEEE address.																		
SrcEndpoint	1	Specifies the binding source endpoint.																		
ClusterId	2	Specifies cluster Id to match in messages.																		
		Specifies 64 bit Binding destination address mode:																		
DstAddrMode	1	<table border="1"> <thead> <tr> <th>Mode</th> <th>Value</th> <th>Description</th> </tr> </thead> <tbody> <tr> <td>ADDRESS NOT PRESENT</td> <td>0x00</td> <td>Address Not Present</td> </tr> <tr> <td>GROUP ADDRESS</td> <td>0x01</td> <td>Group address</td> </tr> <tr> <td>ADDRESS 16 BIT</td> <td>0x02</td> <td>Address 16 bit</td> </tr> <tr> <td>ADDRESS 64 BIT</td> <td>0x03</td> <td>Address 64 bit</td> </tr> <tr> <td>BROADCAST</td> <td>0xFF</td> <td>Broadcast</td> </tr> </tbody> </table>	Mode	Value	Description	ADDRESS NOT PRESENT	0x00	Address Not Present	GROUP ADDRESS	0x01	Group address	ADDRESS 16 BIT	0x02	Address 16 bit	ADDRESS 64 BIT	0x03	Address 64 bit	BROADCAST	0xFF	Broadcast
Mode	Value	Description																		
ADDRESS NOT PRESENT	0x00	Address Not Present																		
GROUP ADDRESS	0x01	Group address																		
ADDRESS 16 BIT	0x02	Address 16 bit																		
ADDRESS 64 BIT	0x03	Address 64 bit																		
BROADCAST	0xFF	Broadcast																		
DstAddress	8	Specifies 64 bit Binding destination IEEE address. Not to be confused with DstAddr.																		
DstEndpoint	1	Specifies the binding destination endpoint																		



**SRSP:**

1	1	1	1
Length = 0x01	Cmd0 = 0x65	Cmd1 = 0x22	Status

**Attributes:**

Attribute	Length (byte)	Description
Status	1	Status is either Success (0) or Failure (1).

**3.12.1.16 ZDO\_MGMT\_NWK\_DISC\_REQ****Description:**

This command is generated to request the destination device to perform a network discovery.

**Usage:****SREQ:**

1	1	1	2	4	1	1
Length = 0x08	Cmd0 = 0x25	Cmd1 = 0x30	DstAddr	ScanChannels	ScanDuration	StartIndex

**Attributes:**

Attribute	Length (byte)	Description
DstAddr	2	Specifies the network address of the device performing the discovery.

Specifies the Bit Mask for channels to scan:

Channel	Value
NONE	0x00000000
ALL CHANNELS	0x07FFF800
CHANNEL 11	0x00000800
CHANNEL 12	0x00001000
CHANNEL 13	0x00002000
CHANNEL 14	0x00004000
CHANNEL 15	0x00008000
CHANNEL 16	0x00010000
CHANNEL 17	0x00020000
CHANNEL 18	0x00040000
CHANNEL 19	0x00080000
CHANNEL 20	0x00100000
CHANNEL 21	0x00200000
CHANNEL 22	0x00400000
CHANNEL 23	0x00800000
CHANNEL 24	0x01000000
CHANNEL 25	0x02000000
CHANNEL 26	0x04000000

ScanChannels	4	
ScanDuration	1	Specifies the scanning time.
StartIndex	1	Specifies where to start in the response array list. The result may contain more entries than can be reported, so this field allows the user to retrieve the responses anywhere in the array list.

**SRSP:**

1	1	1	1
Length = 0x01	Cmd0 = 0x65	Cmd1 = 0x30	Status

**Attributes:**

Attribute	Length (byte)	Description
Status	1	Status is either Success (0) or Failure (1).

### 3.12.1.17 ZDO\_MGMT\_LQI\_REQ

#### Description:

This command is generated to request the destination device to perform a LQI query of other devices in the network.

#### Usage:

#### SREQ:

Byte:	1	1	1	2	1
Length = 0x03	Cmd0 = 0x25	Cmd1 = 0x31	DstAddr	StartIndex	

#### Attributes:

Attribute	Length (byte)	Description
DstAddr	2	Specifies the network address of the device generating the query.
StartIndex	1	Specifies where to start in the response array list. The result may contain more entries than can be reported, so this field allows the user to retrieve the responses anywhere in the array list.

#### SRSP:

Byte:	1	1	1	1
Length = 0x01	Cmd0 = 0x65	Cmd1 = 0x31	Status	

#### Attributes:

Attribute	Length (byte)	Description
Status	1	Status is either Success (0) or Failure (1).

### 3.12.1.18 ZDO\_MGMT\_RTG\_REQ

#### Description:

This command is generated to request the Routing Table of the destination device.

#### Usage:

#### SREQ:

Byte:	1	1	1	2	1
Length = 0x03	Cmd0 = 0x25	Cmd1 = 0x32	DstAddr	StartIndex	

#### Attributes:

Attribute	Length (byte)	Description
DstAddr	2	Specifies the network address of the device generating the query.
StartIndex	1	Specifies where to start in the response array list. The result may contain more entries than can be reported, so this field allows the user to retrieve the responses anywhere in the array list.

#### SRSP:

Byte:	1	1	1	1
Length = 0x01	Cmd0 = 0x65	Cmd1 = 0x32	Status	

#### Attributes:

Attribute	Length (byte)	Description
Status	1	Status is either Success (0) or Failure (1).

### 3.12.1.19 ZDO\_MGMT\_BIND\_REQ

#### Description

This command is generated to request the Binding Table of the destination device.

#### Usage

##### SREQ:

Byte:	1	1	1	2	1
Length = 0x03	Cmd0 = 0x25	Cmd1 = 0x33	DstAddr	StartIndex	

##### Attributes:

Attribute	Length (byte)	Description
DstAddr	2	Specifies the network address of the device being queried.
StartIndex	1	Specifies where to start in the response array list. The result may contain more entries than can be reported, so this field allows the user to retrieve the responses anywhere in the array list.

##### SRSP:

1	1	1	1
Length = 0x01	Cmd0 = 0x65	Cmd1 = 0x33	Status

##### Attributes:

Attribute	Length (byte)	Description
Status	1	Status is either Success (0) or Failure (1).

### 3.12.1.20 ZDO\_MGMT\_LEAVE\_REQ

#### Description:

This command is generated to request a Management Leave Request for the target device.

#### Usage:

##### SREQ:

1	1	1	2	8	1
Length = 0x0B	Cmd0 = 0x25	Cmd1 = 0x34	DstAddr	DeviceAddr	RemoveChildren_Rejoin

##### Attributes:

Attribute	Length (byte)	Description
DstAddr	2	Short address of the device that will process the mgmt leave (remote or self)
DeviceAddress	8	The 64-bit IEEE address of the entity to be removed from the network or 0x0000000000000000 if the device removes itself from the network.
RemoveChildren_Rejoin	1	Specifies actions to be performed by device when leaving the network: Bit 0: rejoin Bit 1: remove children

##### SRSP:

1	1	1	1
Length = 0x01	Cmd0 = 0x65	Cmd1 = 0x34	Status

##### Attributes:

Attribute	Length (byte)	Description
Status	1	Status is either Success (0) or Failure (1).

### 3.12.1.21 ZDO\_MGMT\_DIRECT\_JOIN\_REQ

#### Description:

This command is generated to request the Management Direct Join Request of a designated device.

#### Usage:

#### SREQ:

Byte: 1	1	1	2	8	1
Length = 0x0B	Cmd0 = 0x25	Cmd1 = 0x35	DstAddr	DeviceAddr	CapInfo

#### Attributes:

Attribute	Length (byte)	Description
DstAddr	2	Network address of the device to which the device specified in DeviceAddress is to join.
DeviceAddress	8	The 64 bit IEEE Address of the device you want to be joined to the device at DstAddr.
CapInfo	1	Specifies the operating capabilities of the device being directly joined. Bit weighted values follow: Bit: 0 – Alternate PAN Coordinator 1 – Device type: 1- ZigBee Router; 0 – End Device 2 – Power Source: 1 Main powered 3 – Receiver on when Idle 4 – Reserved 5 – Reserved 6 – Security capability 7 – Reserved

#### SRSP:

Byte: 1	1	1	1
Length = 0x01	Cmd0 = 0x65	Cmd1 = 0x35	Status

#### Attributes:

Attribute	Length (byte)	Description
Status	1	Status is either Success (0) or Failure (1).

### 3.12.1.22 ZDO\_MGMT\_PERMIT\_JOIN\_REQ

#### Description:

This command is generated to set the Permit Join for the destination device.

#### Usage:

#### SREQ:

1	1	1	1	2	1	1
Length = 0x05	Cmd0 = 0x25	Cmd1 = 0x36	AddrMode	DstAddr	Duration	TCSignificance

#### Attributes:

Attribute	Length (byte)	Description
AddrMode		Destination address type: 0x02 – Address 16 bit, 0xFF – Broadcast.
DstAddr	2	Specifies the network address of the destination device whose Permit Join information is to be modified.
Duration	1	Specifies the duration to permit joining. 0 = join disabled. 0xff = join enabled. 0x01-0xfe = number of seconds to permit joining.
TCSignificance	1	Trust Center Significance.

**SRSP:**

1	1	1	1
Length = 0x01	Cmd0 = 0x65	Cmd1 = 0x36	Status

**Attributes:**

Attribute	Length (byte)	Description
Status	1	Status is either Success (0) or Failure (1).

**3.12.1.23 ZDO\_MGMT\_NWK\_UPDATE\_REQ**

**Description:**

This command is provided to allow updating of network configuration parameters or to request information from devices on network conditions in the local operating environment.

**Usage:**

**SREQ:**

1	1	1	2	1	4
Length = 0x0B	Cmd0 = 0x25	Cmd1 = 0x37	DstAddr	DstAddrMode	ChannelMask

1	1	2
ScanDuration	ScanCount	NwkManagerAddr

**Attributes:**

Attribute	Length (byte)	Description
DstAddr	2	Short address of the destination device(s). The destination addressing on this primitive can be unicast or broadcast to all devices for which macRxOnWhenIdle=TRUE (i.e., 0xFFFD)

Destination address mode:

Mode	Value	Description
ADDRESS NOT PRESENT	0x00	Address Not Present
GROUP ADDRESS	0x01	Group address
ADDRESS 16 BIT	0x02	Address 16 bit
ADDRESS 64 BIT	0x03	Address 64 bit
BROADCAST	0xFF	Broadcast

A bitmap indicating which channels are to be scanned:

Channel	Value
NONE	0x00000000
ALL CHANNELS	0x07FFF800
CHANNEL 11	0x00000800
CHANNEL 12	0x00001000
CHANNEL 13	0x00002000
CHANNEL 14	0x00004000
CHANNEL 15	0x00008000
CHANNEL 16	0x00010000
CHANNEL 17	0x00020000
CHANNEL 18	0x00040000
CHANNEL 19	0x00080000
CHANNEL 20	0x00100000
CHANNEL 21	0x00200000
CHANNEL 22	0x00400000
CHANNEL 23	0x00800000
CHANNEL 24	0x01000000
CHANNEL 25	0x02000000
CHANNEL 26	0x04000000

ScanDuration	1	A value used to calculate the length of time to spend scanning each channel
--------------	---	---

ScanCount	1	This field represents the number of energy scans to be conducted and reported
NwkManagerAddr	2	Indicates the NWK address for the device with the Network Manager bit set in its Node Descriptor

**SRSP:**

1	1	1	1
Length = 0x01	Cmd0 = 0x65	Cmd1 = 0x36	Status

**Attributes:**

Attribute	Length (byte)	Description
Status	1	Status is either Success (0) or Failure (1).

**3.12.1.24 ZDO\_MSG\_CB\_REGISTER****Description:**

This command registers for a ZDO callback (see reference [3], “6. ZDO Message Requests” for example usage).

**Usage:****SREQ:**

1	1	1	2
Length = 0x02	Cmd0 = 0x25	Cmd1 = 0x3E	ClusterId

**Attributes:**

Attribute	Length (byte)	Description
ClusterId	2	Specifies the ZDO Cluster Id for which to receive a ZDO callback.

**SRSP:**

1	1	1	1
Length = 0x01	Cmd0 = 0x65	Cmd1 = 0x3E	Status

**Attributes:**

Attribute	Length (byte)	Description
Status	1	Return value of the call to ZDO_RegisterForZDOMsg().

**3.12.1.25 ZDO\_MSG\_CB\_REMOVE****Description:**

This command removes a registration for a ZDO callback (see reference [3], “6. ZDO Message Requests” for example usage).

**Usage:****SREQ:**

1	1	1	2
Length = 0x02	Cmd0 = 0x25	Cmd1 = 0x3F	ClusterId

**Attributes:**

Attribute	Length (byte)	Description
ClusterId	2	Specifies the ZDO Cluster Id for which to receive a ZDO callback.

**SRSP:**

1	1	1	1
Length = 0x01	Cmd0 = 0x65	Cmd1 = 0x3F	Status

**Attributes:**

Attribute	Length (byte)	Description
Status	1	Return value of the call to ZDO_RemoveRegisteredCB ().

**3.12.1.26 ZDO\_STARTUP\_FROM\_APP****Description:**

This command starts the device in the network.

**Usage:****SREQ:**

1	1	1	2
Length = 0x01	Cmd0 = 0x25	Cmd1 = 0x40	StartDelay

**Attributes:**

Attribute	Length (byte)	Description
StartDelay	2	Specifies the time delay before the device starts.

**SRSP:**

1	1	1	1
Length = 0x01	Cmd0 = 0x65	Cmd1 = 0x40	Status

**Attributes:**

Attribute	Length (byte)	Description
Status	1	0x00 – Restored network state 0x01 – New network state 0x02 – Leave and not Started

**3.12.1.27 ZDO\_STARTUP\_FROM\_APP\_EX****Description:**

Extended version of ZDO to indicate to router devices to create a distributed network.

**Usage:****SREQ:**

1	1	1	1	1
Length = 0x01	Cmd0 = 0x25	Cmd1 = 0x54	StartDelay	Mode

**Attributes:**

Attribute	Length (byte)	Description
StartDelay	1	Specifies the time delay before the device starts.
Mode	1	Flag for ZR devices to indicate to create a distributed network if set to TRUE, if set to FALSE or send to ZC or ZED has the same effect as non-extended interface.

**SRSP:**

1	1	1	1
Length = 0x01	Cmd0 = 0x65	Cmd1 = 0x40	Status

**Attributes:**

Attribute	Length (byte)	Description
Status	1	0x00 – Restored network state 0x01 – New network state

**3.12.1.28 ZDO\_SET\_LINK\_KEY****Description:**

This command sets the application link key for a given device.

**Usage:****SREQ:**

1	1	1	2	8	16
Length = 0x1A	Cmd0 = 0x25	Cmd1 = 0x23	ShortAddr	IEEEAddr	LinkKeyData

**Attributes:**

Attribute	Length (byte)	Description
ShortAddr	2	Specifies the short address of the pair device of the link key.
IEEEAddr	8	Specifies the IEEE address of the pair device of the link key
LinkKeyData	16	128 bit link key data of the device.

**SRSP:**

1	1	1	1
Length = 0x01	Cmd0 = 0x65	Cmd1 = 0x23	Status

**Attributes:**

Attribute	Length (byte)	Description
Status	1	0x00 – Success 0x01 – Fail to add to address manager. 0x11 – Security manager key table full

**3.12.1.29 ZDO\_REMOVE\_LINK\_KEY****Description:**

This command removes the application link key of a given device.

**Usage:****SREQ:**

1	1	1	8
Length = 0x08	Cmd0 = 0x25	Cmd1 = 0x24	IEEEAddr

**Attributes:**

Attribute	Length (byte)	Description
IEEEAddr	8	Specifies the IEEE address of the pair device of the link key

**SRSP:**

1	1	1	1
Length = 0x01	Cmd0 = 0x65	Cmd1 = 0x24	Status



**Attributes:**

Attribute	Length (byte)	Description
Status	1	0x00 – Success 0xC8 – Unknown device.

### 3.12.1.30 ZDO\_GET\_LINK\_KEY

**Description:**

This command retrieves the application link key of a given device.

**Usage:**

**SREQ:**

1	1	1	8
Length = 0x08	Cmd0 = 0x25	Cmd1 = 0x25	IEEEAddr

**Attributes:**

Attribute	Length (byte)	Description
IEEEAddr	8	Specifies the IEEE address of the pair device of the link key

**SRSP:**

1	1	1	1	8	16
Length = 0x19	Cmd0 = 0x65	Cmd1 = 0x25	Status	IEEEAddr	LinkKeyData

**Attributes:**

Attribute	Length (byte)	Description
Status	1	0x00 – Success 0xC8 – Unknown device.
IEEEAddr	8	IEEE address of the device
LinkKeyData	16	Link key data of the device.

### 3.12.1.31 ZDO\_NWK\_DISCOVERY\_REQ

**Description:**

This command is used to initiate a network discovery (active scan).

**Usage:**

**SREQ:**

Byte: 1	1	1	4	1
Length = 0x05	Cmd0 = 0x25	Cmd1 = 0x26	Scan Channels	Scan Duration

**Attributes:**

Attribute	Length (byte)	Description
-----------	---------------	-------------

Bit mask for channels to scan. Type: ZIGBEE\_CHANNELS

Channel	Value
NONE	0x00000000
ALL CHANNELS	0x07FFF800
CHANNEL 11	0x00000800
CHANNEL 12	0x00001000
CHANNEL 13	0x00002000
CHANNEL 14	0x00004000
CHANNEL 15	0x00008000
CHANNEL 16	0x00010000
CHANNEL 17	0x00020000

Scan Channels 4

CHANNEL 18	0x00040000
CHANNEL 19	0x00080000
CHANNEL 20	0x00100000
CHANNEL 21	0x00200000
CHANNEL 22	0x00400000
CHANNEL 23	0x00800000
CHANNEL 24	0x01000000
CHANNEL 25	0x02000000
CHANNEL 26	0x04000000

Scan Duration 1 A value used to calculate the length of time to spend scanning each channel

**SRSP:**

Byte: 1	1	1	1
Length = 0x01	Cmd0 = 0x65	Cmd1 = 0x26	Status

**Attributes:**

Attribute	Length (byte)	Description
		Success (0)
		Invalid_Parameter (0x02).
		ZNwkInvalidRequest (0xC2) if the device is already on a network. User ZDO_MGMT_NWK_DISC_REQ instead. Or leave the network first, then initiate the request.
Status	1	MAC_SCAN_IN_PROGRESS (0xFC) if a channel change is in progress.
		MAC_NO_RESOURCE (0x1A) if the operation could not complete because no memory resource were available.

**3.12.1.32 ZDO\_JOIN\_REQ**

**Description:**

This command is used to request the device to join itself to a parent device on a network.

**Usage:**

**SREQ:**

Byte: 1	1	1	1	2
Length = 0x0F	Cmd0 = 0x25	Cmd1 = 0x27	Logical Channel	Pan ID
8	2	1	1	
Extended Pan ID	Chosen Parent	Parent Depth	Stack Profile	

**Attributes:**

Attribute	Length (byte)	Description
Logical Channel	1	Channel where the PAN is located
Pan ID	2	Id of PAN to join
Extended Pan ID	8	64-bit extended PAN ID (ver. 1.1 only). If not v1.1 or don't care, use all 0xFF
Chosen Parent	2	Short address of the parent device chosen to join
Parent Depth	1	Depth of the parent

Stack Profile 1 Stack profile of the network to join

**SRSP:**

Byte: 1	1	1	1
Length = 0x01	Cmd0 = 0x65	Cmd1 = 0x27	Status

**Attributes:**

Attribute	Length (byte)	Description
		Success (0)
Status	1	ZNwkInvalidRequest (0xC2) if device is already on a network. Leave the network first, then try to join again. ZNwkNotPermitted (0xC3) if chosen router is not a valid short address.

**3.12.1.33 ZDO\_SET\_REJOIN\_PARAMETERS****Description:**

This command is used to set rejoin backoff duration and rejoin scan duration for an end device

**Usage:****SREQ:**

Byte: 1	1	1	4	4
Length = 0x08	Cmd0 = 0x25	Cmd1 = 0x26	Backoff Duration	Scan Duration

**Attributes:**

Attribute	Length (byte)	Description
Backoff Duration	4	Rejoin backoff duration for end device
Scan Duration	4	Rejoin scan duration for end device

**SRSP:**

Byte: 1	1	1	1
Length = 0x01	Cmd0 = 0x65	Cmd1 = 0x27	Status

**Attributes:**

Attribute	Length (byte)	Description
Status	1	Success (0)

**3.12.1.34 ZDO\_SEC\_ADD\_LINK\_KEY****Description:**

This command handles the ZDO security add link key extension message.

**Usage:****SREQ:**

Byte: 1	1	1	2	8	16
---------	---	---	---	---	----

Length = 0x1A    Cmd0 = 0x25    Cmd1 = 0x42    Short Address    Extended Adress    Key

**Attributes:**

Attribute	Length (byte)	Description
Short Address	2	short address of the partner device
Extended Address	8	extended address of the partner device
Key	16	Link key

**SRSP:**

Byte: 1	1	1	1
Length = 0x01	Cmd0 = 0x65	Cmd1 = 0x42	Status

**Attributes:**

Attribute	Length (byte)	Description
Status	1	Success (0) or Failure(1)

**3.12.1.35 ZDO\_SEC\_ENTRY\_LOOKUP\_EXT****Description:**

This command handles the ZDO security entry lookup extended extension message.

**Usage:****SREQ:**

Byte: 1	1	1	8	5
Length = 0x013	Cmd0 = 0x25	Cmd1 = 0x43	Extended Adress	Entry

**Attributes:**

Attribute	Length (byte)	Description
Extended Address	8	extended address
entry	5	Valid entry

**SRSP:**

Byte: 1	1	1	2	2	1
Length = 0x05	Cmd0 = 0x65	Cmd1 = 0x42	AMI	KeyNVID	Authentication option

**Attributes:**

Attribute	Length (byte)	Description
AMI	2	Address manager index
KeyNVID	2	Index to link key table in NV
Authentication option	1	Authentication option for device

**3.12.1.36 ZDO\_SEC\_DEVICE\_REMOVE****Description:**

This command handles the ZDO security remove device extended extension message.

**Usage:****SREQ:**

Byte: 1	1	1	8
Length = 0x08	Cmd0 = 0x25	Cmd1 = 0x44	Extended Address

**Attributes:**

Attribute	Length (byte)	Description
Extended Address	8	extended address

**SRSP:**

Byte: 1	1	1	1
Length = 0x01	Cmd0 = 0x65	Cmd1 = 0x44	Status

**Attributes:**

Attribute	Length (byte)	Description
Status	1	Status of device remove

**3.12.1.37 ZDO\_EXT\_ROUTE\_DISC****Description:**

This command handles the ZDO route discovery extension message.

**Usage:****SREQ:**

Byte: 1	1	1	2	1	1
Length = 0x04	Cmd0 = 0x25	Cmd1 = 0x45	Destination Address	Options	Radius

**Attributes:**

Attribute	Length (byte)	Description
Destination Address	2	Destination address
Options	1	Route options
Radius	1	Broadcast radius

**SRSP:**

Byte: 1	1	1	1
Length = 0x01	Cmd0 = 0x65	Cmd1 = 0x45	Status

**Attributes:**

Attribute	Length (byte)	Description
Status	1	Status of route discovery

**3.12.1.38 ZDO\_EXT\_ROUTE\_CHECK****Description:**

This command handles the ZDO route check extension message.

**Usage:****SREQ:**

Byte: 1	1	1	2	1	1
Length = 0x04	Cmd0 = 0x25	Cmd1 = 0x46	Destination Address	RTStatus	Options

**Attributes:**

Attribute	Length (byte)	Description
Destination Address	2	Destination address
RtStatus	1	Status value for routing entries
Options	1	Route options

**SRSP:**

Byte: 1	1	1	1
Length = 0x01	Cmd0 = 0x65	Cmd1 = 0x46	Status

**Attributes:**

Attribute	Length (byte)	Description
Status	1	Status of route check

**3.12.1.39 ZDO\_EXT\_REMOVE\_GROUP****Description:**

This command handles the ZDO extended remove group extension message.

**Usage:****SREQ:**

Byte: 1	1	1	1	2
Length = 0x03	Cmd0 = 0x25	Cmd1 = 0x47	Endpoint	GroupID

**Attributes:**

Attribute	Length (byte)	Description
Endpoint	1	Endpoint to look for
GroupID	2	ID to look for group

**SRSP:**

Byte: 1	1	1	1
Length = 0x01	Cmd0 = 0x65	Cmd1 = 0x47	Status

**Attributes:**

Attribute	Length (byte)	Description
Status	1	Status of remove group

**3.12.1.40 ZDO\_EXT\_REMOVE\_ALL\_GROUP****Description:**

This command handles the ZDO extended remove all group extension message.

**Usage:****SREQ:**

Byte: 1	1	1	1
Length = 0x01	Cmd0 = 0x25	Cmd1 = 0x48	Endpoint

**Attributes:**

Attribute	Length (byte)	Description
Endpoint	1	Endpoint to look for

**SRSP:**

Byte: 1	1	1	1
Length = 0x01	Cmd0 = 0x65	Cmd1 = 0x48	Status

**Attributes:**

Attribute	Length (byte)	Description
Status	1	Status of remove all groups

**3.12.1.41 ZDO\_EXT\_FIND\_ALL\_GROUPS\_ENDPOINT****Description:**

This command handles the ZDO extension find all groups for endpoint message

**Usage:****SREQ:**

Byte: 1	1	1	1	2
Length = 0x03	Cmd0 = 0x25	Cmd1 = 0x49	Endpoint	GroupList

**Attributes:**

Attribute	Length (byte)	Description
Endpoint	1	Endpoint to look for
GroupList	2	List to hold group IDs

**SRSP:**

Byte: 1	1	1	1+2*(number of groups)
Length = 0x01+2*(number of groups)	Cmd0 = 0x65	Cmd1 = 0x49	Groups

**Attributes:**

Attribute	Length (byte)	Description
Groups	1+2*(number of groups)	Number of groups copied to group list

**3.12.1.42 ZDO\_EXT\_FIND\_GROUP****Description:**

This command handles the ZDO extension find group message

**Usage:****SREQ:**

Byte: 1	1	1	1	2
Length = 0x03	Cmd0 = 0x25	Cmd1 = 0x4A	Endpoint	GroupID

**Attributes:**

Attribute	Length (byte)	Description
Endpoint	1	Endpoint to look for
GroupID	2	Group ID

**SRSP:**

Byte: 1	1	1	0-18
Length = 0x01-0x13	Cmd0 = 0x65	Cmd1 = 0x4A	Group

**Attributes:**

Attribute	Length (byte)	Description
Group	0-18	Group information

**3.12.1.43 ZDO\_EXT\_ADD\_GROUP****Description:**

This command handles the ZDO extension add group message.

**Usage:****SREQ:**

Byte: 1	1	1	1	2	16
Length = 0x013	Cmd0 = 0x25	Cmd1 = 0x4B	Endpoint	GroupID	GroupName

**Attributes:**

Attribute	Length (byte)	Description
Endpoint	1	Endpoint to look for
GroupID	2	Group ID
GroupName	16	Group name



**SRSP:**

Byte: 1	1	1	1
Length = 0x01	Cmd0 = 0x65	Cmd1 = 0x4B	Status

**Attributes:**

Attribute	Length (byte)	Description
Status	1	Status of adding group

**3.12.1.44 ZDO\_EXT\_COUNT\_ALL\_GROUPS****Description:**

This command handles the ZDO extension count all groups message.

**Usage:****SREQ:**

Byte: 1	1	1
Length = 0x00	Cmd0 = 0x25	Cmd1 = 0x4C

**Attributes:**

Attribute	Length (byte)	Description
None		

**SRSP:**

Byte: 1	1	1	1
Length = 0x01	Cmd0 = 0x65	Cmd1 = 0x4C	Status

**Attributes:**

Attribute	Length (byte)	Description
Status	1	Total number of groups

**3.12.1.45 ZDO\_EXT\_RX\_IDLE****Description:**

This command handles the ZDO extension Get/Set RxOnIdle to ZMac message

**Usage:****SREQ:**

Byte: 1	1	1	1	1
Length = 0x02	Cmd0 = 0x25	Cmd1 = 0x4D	SetFlag	SetValue

**Attributes:**

Attribute	Length (byte)	Description
SetFlag	1	Set or get the value
SetValue	1	Value to be set to ZMac message

**SRSP:**

Byte: 1	1	1	1
Length = 0x01	Cmd0 = 0x65	Cmd1 = 0x4D	Status

**Attributes:**

Attribute	Length (byte)	Description
Status	1	Status of get or set value

**3.12.1.46 ZDO\_EXT\_UPDATE\_NWK\_KEY****Description:**

This command handles the ZDO security update network key extension message.

**Usage:****SREQ:**

Byte: 1	1	1	2	1	128
Length = 0x083	Cmd0 = 0x25	Cmd1 = 0x4E	Destination Address	KeySeqNum	Key

**Attributes:**

Attribute	Length (byte)	Description
DestinationAddress	2	Destination address
KeySeqNum	1	Key Sequence number
Key	128	Network key

**SRSP:**

Byte: 1	1	1	1
Length = 0x01	Cmd0 = 0x65	Cmd1 = 0x4E	Status

**Attributes:**

Attribute	Length (byte)	Description
Status	1	Status of key update

**3.12.1.47 ZDO\_EXT\_SWITCH\_NWK\_KEY****Description:**

This command handles the ZDO security switch network key extension message.

**Usage:****SREQ:**

Byte: 1	1	1	2	1
Length = 0x03	Cmd0 = 0x25	Cmd1 = 0x4F	Destination Address	KeySeqNum

**Attributes:**

Attribute	Length (byte)	Description
DestinationAddress	2	Destination address
KeySeqNum	1	Key Sequence number

**SRSP:**

Byte: 1	1	1	1
Length = 0x01	Cmd0 = 0x65	Cmd1 = 0x4F	Status

**Attributes:**

Attribute	Length (byte)	Description
Status	1	Status of key switch

**3.12.1.48 ZDO\_EXT\_NWK\_INFO****Description:**

This command handles the ZDO extension network message.

**Usage:****SREQ:**

Byte: 1	1	1
---------	---	---

Length = 0x00      Cmd0 = 0x25      Cmd1 = 0x50

**Attributes:**

Attribute	Length (byte)	Description
-----------	---------------	-------------

None

**SRSP:**

Byte: 1	1	1	2	2	2	8	8	2
---------	---	---	---	---	---	---	---	---

Length = 0x18      Cmd0 = 0x65      Cmd1 = 0x50      Short Address      PAN ID      Parent address      Extended PAN ID      Extended Parent Address      Channel

**Attributes:**

Attribute	Length (byte)	Description
-----------	---------------	-------------

Short Address	2	Short address
PAN ID	2	PAN ID
Parent Address	2	Parent address
Extended PAN ID	8	Extended PAN ID
Extended Address      Parent	8	IEEE address of parent
Channel	2	Current channel

**3.12.1.49 ZDO\_EXT\_SEC\_APS\_REMOVE\_REQ****Description:**

This command handles the ZDO extension Security Manager APS Remove Request message.

**Usage:****SREQ:**

Byte: 1	1	1	2	8	2
---------	---	---	---	---	---

Length = 0x0c      Cmd0 = 0x25      Cmd1 = 0x51      NWK Address      Extended Address      Parent address

**Attributes:**

Attribute	Length (byte)	Description
-----------	---------------	-------------

NWK Address	2	Device's network address
Extended Address	8	IEEE address of device
Parent Address	2	Parent's network address

**SRSP:**

Byte: 1	1	1	1
---------	---	---	---

Length = 0x01      Cmd0 = 0x65      Cmd1 = 0x51      Status

**Attributes:**

Attribute	Length (byte)	Description
-----------	---------------	-------------

Status	1	Status of removing device from the network
--------	---	--

### 3.12.1.50 ZDO\_FORCE\_CONCENTRATOR\_CHANGE

**Description:**

This command forces a network concentrator change by resetting `zgConcentratorEnable` and `zgConcentratorDiscoveryTime` from NV and set nwk event.

**Usage:**
**SREQ:**

Byte: 1	1	1
---------	---	---

Length = 0x00    Cmd0 = 0x25    Cmd1 = 0x52

**Attributes:**

Attribute	Length (byte)	Description
None		

**SRSP:**

Byte: 1	1	1
---------	---	---

Length = 0x00    Cmd0 = 0x65    Cmd1 = 0x52

**Attributes:**

Attribute	Length (byte)	Description
None		

### 3.12.1.51 ZDO\_EXT\_SET\_PARAMS

**Description:**

This command set parameters not settable through NV.

**Usage:**
**SREQ:**

Byte: 1	1	1	1
---------	---	---	---

Length = 0x01    Cmd0 = 0x25    Cmd1 = 0x53    useMulticast

**Attributes:**

Attribute	Length (byte)	Description
useMulticast	1	Set or reset the use of multicast

**SRSP:**

Byte: 1	1	1	1
---------	---	---	---

Length = 0x01    Cmd0 = 0x65    Cmd1 = 0x53    Status

**Attributes:**

Attribute	Length (byte)	Description
Status	1	Status of use of multicast

### 3.12.1.52 ZDO\_NWK\_ADDR\_OF\_INTEREST\_REQ

**Description:**

This command handles ZDO network address of interest request.

**Usage:**

**SREQ:**

Byte: 1	1	1	2	2	1
Length = 0x05	Cmd0 = 0x25	Cmd1 = 0x29	destAddr	nwkAddrOfInterest	cmd

**Attributes:**

Attribute	Length (byte)	Description
destAddr	2	Destination Address
nwkAddrOfInterest	2	16 bit network address of interest
cmd	1	A valid cluster ID as specified by the Profile

**SRSP:**

Byte: 1	1	1	1
Length = 0x01	Cmd0 = 0x65	Cmd1 = 0x29	Status

**Attributes:**

Attribute	Length (byte)	Description
Status	1	AF status

**3.12.2 MT\_ZDO Callbacks****3.12.2.1 ZDO\_NWK\_ADDR\_RSP****Description:**

This command is issued by the tester to return the results from a ZDO\_NWK\_ADDR\_REQ.

**Usage****AREQ:**

1	1	1	1	8	2
Length = 0x0D-0x53	Cmd0 = 0x45	Cmd1 = 0x80	Status	IEEEAddr	NwkAddr
1	1	0-70			
StartIndex	NumAssocDev	AssocDevList			

**Attributes:**

Attribute	Length (byte)	Description
Status	1	This field indicates either SUCCESS or FAILURE.
IEEEAddr	8	64 bit IEEE address of source device.
NwkAddr	2	Specifies the short network address of responding device.
StartIndex	1	Specifies the starting index into the list of associated devices for this report.
NumAssocDev	1	Specifies the number of associated devices.
AssocDevList	0-70	Contains the list of network address for associated devices. This list can be a partial list if the entire list doesn't fit into a packet. If it is a partial list, the starting index is StartIndex.

**3.12.2.2 ZDO\_IEEE\_ADDR\_RSP****Description:**

This callback message is in response to the ZDO IEEE Address Request.

**Usage:**

**AREQ:**

1	1	1	1	8	2
Length = 0x0D-0x53	Cmd0 = 0x45	Cmd1 = 0x81	Status	IEEEAddr	NwkAddr
1	1	0-70			
StartIndex	NumAssocDev	AssocDevList			

**Attributes:**

Attribute	Length (byte)	Description
Status	1	This field indicates either SUCCESS or FAILURE.
IEEEAddr	8	64 bit IEEE address of source device.
NwkAddr	2	Specifies the short network address of responding device.
StartIndex	1	Specifies the starting index into the list of associated devices for this report.
NumAssocDev	1	Specifies the number of associated devices.
AssocDevList	0-70	Contains the list of network address for associated devices. This list can be a partial list if the entire list doesn't fit into a packet. If it is a partial list, the starting index is StartIndex.

**3.12.2.3 ZDO\_NODE\_DESC\_RSP**

**Description:**

This callback message is in response to the ZDO Node Descriptor Request.

**Usage:**

**AREQ:**

1	1	1	2	1	2
Length = 0x12	Cmd0 = 0x45	Cmd1 = 0x82	SrcAddr	Status	NwkAddr
1	1	1	2		
LogicalType/ ComplexDescAvailable/ UserDescAvailable	APSFflags/ FrequencyBand	MACCapabilityFlags	ManufacturerCode		
1	2	2	2	1	
MaxBufferSize	MaxTransferSize	ServerMask	MaxOutTransferSize	DescriptorCapabilities	

**Attributes:**

Attribute	Length (byte)	Description								
SrcAddr	2	The message's source network address.								
Status	1	This field indicates either SUCCESS or FAILURE.								
NWKAddrOfInterest	2	Device's short address of this Node descriptor Logical Type: Bit 0-2 –								
LogicalType/ ComplexDescriptorAvailable/ UserDescriptorAvailable	1	<table border="1"> <thead> <tr> <th>Description</th> <th>Value</th> </tr> </thead> <tbody> <tr> <td>ZigBee Coordinator</td> <td>0</td> </tr> <tr> <td>ZigBee Router</td> <td>1</td> </tr> <tr> <td>ZigBee End Device</td> <td>2</td> </tr> </tbody> </table>	Description	Value	ZigBee Coordinator	0	ZigBee Router	1	ZigBee End Device	2
		Description	Value							
		ZigBee Coordinator	0							
		ZigBee Router	1							
ZigBee End Device	2									
ComplexDescriptorAvailable: Bit 3 – Indicates if complex descriptor is available for the node										
UserDescriptorAvailable: Bit 4 – Indicates if user descriptor is available for the node										
Reserved: Bit 5-7 – Reserved for future use										
APSFflags/FrequencyBand	1	APSFflags – Bit 0-4 – Node Flags assigned for APS. For V1.0 all bits are reserved. NodeFrequencyBand – Bit 5-7 – Identifies node frequency band capabilities								

Capability flags stored for the MAC:

		Description	Value
MacCapabilitiesFlags	1	CAPINFO_DEVICETYPE_RFD	0x00
		CAPINFO_ALTPANCOORD	0x01
		CAPINFO_DEVICETYPE_FFD	0x02
		CAPINFO_POWER_AC	0x04
		CAPINFO_RCVR_ON_IDLE	0x08
		CAPINFO_SECURITY_CAPABLE	0x40
		CAPINFO_ALLOC_ADDR	0x80
ManufacturerCode	2	Specifies a manufacturer code that is allocated by the ZigBee Alliance, relating to the manufacturer to the device.	
MaxBufferSize	1	Indicates size of maximum NPDU. This field is used as a high level indication for management.	
MaxInTransferSize	2	Indicates maximum size of Transfer up to 0x7fff (This field is reserved in version 1.0 and shall be set to zero). Bit 0 - Primary Trust Center 1 - Backup Trust Center	
ServerMask	2	2 - Primary Binding Table Cache 3 - Backup Binding Table Cache 4 - Primary Discovery Cache 5 - Backup Discovery Cache	
MaxOutTransferSize	2	Indicates maximum size of Transfer up to 0x7fff (This field is reserved in version 1.0 and shall be set to zero).	
DescriptorCapabilities	1	Specifies the Descriptor capabilities	

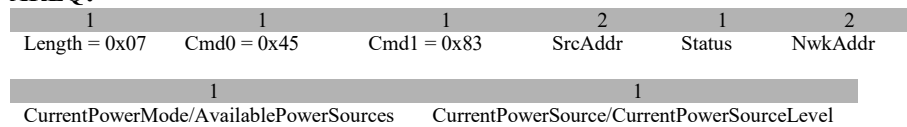
### 3.12.2.4 ZDO\_POWER\_DESC\_RSP

**Description:**

This callback message is in response to the ZDO Power Descriptor Request.

**Usage:**

**AREQ:**



**Attributes:**

Attribute	Length (byte)	Description
SrcAddr	2	Specifies the message's source network address.
Status	1	This field indicates either SUCCESS or FAILURE.
NWKAddr	2	Specifies Device's short address that this response describes.
CurrentPowerMode/AvailablePowerSources	1	- CurrentPowerMode: bits 3-0 - AvailablePowerSources: bits 7-4
CurrentPowerSource/CurrentPowerSourceLevel	1	- CurrentPowerSource: bits 3-0 - CurrentPowerSourceLevel: bits 7-4

### 3.12.2.5 ZDO\_SIMPLE\_DESC\_RSP

**Description:**

This callback message is in response to the ZDO Simple Descriptor Request

**Usage:****AREQ:**

1	1	1	2	1	2	1
Length = 0x06-4E	Cmd0 = 0x45	Cmd1 = 0x84	SrcAddr	Status	NwkAddr	Len
1	2	2	1			
Endpoint	ProfileId	DeviceId	DeviceVersion			
1	0-32	1	0-32			
NumInClusters	InClusterList	NumOutClusters	OutClusterList			

**Attributes:**

Attribute	Length (byte)	Description
SrcAddr	2	Specifies the message's source network address.
Status	1	This field indicates either SUCCESS or FAILURE.
NWKAddr	2	Specifies Device's short address that this response describes.
Len	1	Specifies the length of the simple descriptor
Endpoint	1	Specifies Endpoint of the device
ProfileId	2	The profile Id for this endpoint.
DeviceId	2	The Device Description Id for this endpoint.
DeviceVersion	1	Defined as the following format 0 – Version 1.00 0x01-0x0F – Reserved.
NumInClusters	1	The number of input clusters in the InClusterList.
InClusterList	0-32	List of input cluster Id's supported.
NumOutClusters	1	The number of output clusters in the OutClusterList.
OutClusterList	0-32	List of output cluster Id's supported.

**3.12.2.6 ZDO\_ACTIVE\_EP\_RSP****Description:**

This callback message is in response to the ZDO Active Endpoint Request.

**Usage:****AREQ:**

1	1	1	2	1	2	1
Length = 0x06-0x53	Cmd0 = 0x45	Cmd1 = 0x85	SrcAddr	Status	NwkAddr	ActiveEPCount
0-77						
ActiveEPList						

**Attributes:**

Attribute	Length (byte)	Description
SrcAddr	2	The message's source network address.
Status	1	This field indicates either SUCCESS or FAILURE.
NWKAddr	2	Device's short address that this response describes.
ActiveEPCount	1	Number of active endpoint in the list
ActiveEPList	0-77	Array of active endpoints on this device.

**3.12.2.7 ZDO\_MATCH\_DESC\_RSP****Description:**

This callback message is in response to the ZDO Match Descriptor Request.



**Usage:****AREQ:**

1	1	1	2	1	2	1
Length = 0x06-0x53	Cmd0 = 0x45	Cmd1 = 0x86	SrcAddr	Status	NwkAddr	MatchLength
0-77						
MatchList						

**Attributes:**

Attribute	Length (byte)	Description
SrcAddr	2	The message's source network address.
Status	1	This field indicates either SUCCESS or FAILURE.
NWKAddr	2	Device's short address that this response describes.
MatchLength	1	The count of endpoints on the remote device that match the request criteria
MatchList	0-77	List of bytes, each represents an 8 bit endpoint

**3.12.2.8 ZDO\_COMPLEX\_DESC\_RSP****Description:**

This callback message is in response to the ZDO Complex Descriptor Request.

**Usage:****AREQ:**

1	1	1	2	1	2	1
Length = 0x06-0x53	Cmd0 = 0x45	Cmd1 = 0x87	SrcAddr	Status	NwkAddr	ComplexLength
0-77						
ComplexList						

**Attributes:**

Attribute	Length (byte)	Description
SrcAddr	2	The message's source network address.
Status	1	This field indicates either SUCCESS or FAILURE.
NWKAddr	2	Device's short address that this response describes.
ComplexLength	1	Length of the complex descriptor.
ComplexDescriptor	0-77	Array of bytes contains the complex descriptor.

**3.12.2.9 ZDO\_USER\_DESC\_RSP****Description:**

This callback message is in response to the ZDO User Descriptor Request.

**Usage:****AREQ:**

1	1	1	2	1	2	1	0-77
Length = 0x06-0x16	Cmd0 = 0x45	Cmd1 = 0x88	SrcAddr	Status	NwkAddr	Len	UserDescriptor

**Attributes:**

Attribute	Length (byte)	Description
SrcAddr	2	The message's source network address.
Status	1	This field indicates either SUCCESS or FAILURE.
NWKAddr	2	Device's short address that this response describes.
UserLength	1	Length of the complex descriptor.
UserDescriptor	0-77	Array of bytes contains user descriptor.

### 3.12.2.10 ZDO\_USER\_DESC\_CONF

#### Description:

This confirmation notifies the user when the device receives a user descriptor.

#### Usage:

#### AREQ:

1	1	1	2	1	2
Length = 0x05	Cmd0 = 0x45	Cmd1 = 0x89	SrcAddr	Status	NwkAddr

#### Attributes:

Attribute	Length (byte)	Description
SrcAddr	2	The message's source network address.
Status	1	This field indicates either SUCCESS or FAILURE.
NWKAddr	2	Device's short address that this response describes.

### 3.12.2.11 ZDO\_SERVER\_DISC\_RSP

#### Description:

This callback message is in response to the ZDO System Service Discovery Request. Upon receiving the request, remote devices shall compare the ServerMask parameter to the Server Mask field in their own Node descriptor. If no bits are found to match, no action is taken.

#### Usage:

#### AREQ:

1	1	1	2	1	2
Length = 0x05	Cmd0 = 0x45	Cmd1 = 0x8A	SrcAddr	Status	ServerMask

#### Attributes:

Attribute	Length (byte)	Description																
SrcAddr	2	The message's source network address.																
Status	1	This field indicates either SUCCESS (0) or FAILURE (1). Each bit signifies one system server capability of the node. The bit setting is defined in the following table:																
Server Mask	2	<table border="1"> <thead> <tr> <th>Bit Number</th> <th>Assignment</th> </tr> </thead> <tbody> <tr> <td>0</td> <td>Primary Trust Center</td> </tr> <tr> <td>1</td> <td>Backup Trust Center</td> </tr> <tr> <td>2</td> <td>Primary Binding Table Cache</td> </tr> <tr> <td>3</td> <td>Backup Binding Table Cache</td> </tr> <tr> <td>4</td> <td>Primary Discovery Cache</td> </tr> <tr> <td>5</td> <td>Backup Discovery Cache</td> </tr> <tr> <td>6–15</td> <td>Reserved</td> </tr> </tbody> </table>	Bit Number	Assignment	0	Primary Trust Center	1	Backup Trust Center	2	Primary Binding Table Cache	3	Backup Binding Table Cache	4	Primary Discovery Cache	5	Backup Discovery Cache	6–15	Reserved
Bit Number	Assignment																	
0	Primary Trust Center																	
1	Backup Trust Center																	
2	Primary Binding Table Cache																	
3	Backup Binding Table Cache																	
4	Primary Discovery Cache																	
5	Backup Discovery Cache																	
6–15	Reserved																	

### 3.12.2.12 ZDO\_END\_DEVICE\_BIND\_RSP

#### Description:

This callback message is in response to the ZDO End Device Bind Request.

**Usage:****AREQ:**

1	1	1	2	1
Length = 0x03	Cmd0 = 0x45	Cmd1 = 0xA0	SrcAddr	Status

**Attributes:**

Attribute	Length (byte)	Description
SrcAddr	2	The message's source network address.
Status	1	This field indicates either SUCCESS (0) or FAILURE (1).

**3.12.2.13 ZDO\_BIND\_RSP****Description:**

This callback message is in response to the ZDO Bind Request.

**Usage:****AREQ:**

1	1	1	2	1
Length = 0x03	Cmd0 = 0x45	Cmd1 = 0xA1	SrcAddr	Status

**Attributes:**

Attribute	Length (byte)	Description
SrcAddr	2	The message's source network address.
Status	1	This field indicates either SUCCESS (0) or FAILURE (1).

**3.12.2.14 ZDO\_UNBIND\_RSP****Description:**

This callback message is in response to the ZDO Unbind Request.

**Usage:****AREQ:**

Byte: 1	1	1	2	1
Length = 0x03	Cmd0 = 0x45	Cmd1 = 0xA2	SrcAddr	Status

**Attributes:**

Attribute	Length (byte)	Description
SrcAddr	2	The message's source network address.
Status	1	This field indicates either SUCCESS (0) or FAILURE (1).

**3.12.2.15 ZDO\_MGMT\_NWK\_DISC\_RSP****Description:**

This callback message is in response to the ZDO Management Network Discovery Request.

**Usage:****AREQ:**

1	1	1	2	1	1	1
Length = 0x06-0x4E	Cmd0 = 0x45	Cmd1 = 0xB0	SrcAddr	Status	NetworkCount	StartIndex
1	0-72					
NetworkListCount	NetworkList Records					

**Attributes:**

Attribute	Length (byte)	Description
SrcAddr	2	Source address of the message.
Status	1	This field indicates either SUCCESS or FAILURE.
NetworkCount	1	Total number of entries available in the device.
StartIndex	1	Where in the total number of entries this response starts.
NetworkListCount	1	Number of entries in this response.

An array of NetworkList items. NetworkListCount contains the number of items in this table

Name	Size	Description
PAN ID/Extended PAN ID	2 bytes	PAN ID of the neighbor device
Logical Channel	1 byte	The current logical channel occupied by the network.
Stack Profile / ZigBee Version	1 byte	StackProfile: bits 3-0 ZigBeeVersion: bits 7-4 A ZigBee stack profile Identifier indicating stack profile in use in the discovered network The version of the ZigBee protocol in use in the discovered network.
Beacon Order / Super frame Order	1 byte	BeaconOrder: bits 3-0 SuperframeOrder: bits 7-4
Permit Joining	1 byte	Permit joining flag

**3.12.2.16 ZDO\_MGMT\_LQI\_RSP**

**Description:**

This callback message is in response to the ZDO Management LQI Request.

**Usage:**

**AREQ:**

1	1	1	2	1	1	1
Length = 0x06-0x48	Cmd0 = 0x45	Cmd1 = 0xB1	SrcAddr	Status	NeighborTableEntries	StartIndex
1	0-66					
NeighborTableListCount	NeighborTableListRecords					

**Attributes:**

Attribute	Length (byte)	Description
SrcAddr	2	Source address of the message.
Status	1	This field indicates either SUCCESS or FAILURE.
NeighborTableEntries	1	Total number of entries available in the device.
StartIndex	1	Where in the total number of entries this response starts.
NeighborLqiListCount	1	Number of entries in this response.

An array of NeighborLqiList items. NeighborLQICount contains the number of items in this table.

NeighborLqiList 0-66

Name	Size	Description
ExtendedPanID	8 bytes	Extended PAN ID of the neighbor device
ExtendedAddress	8 bytes	Network extended address
NetworkAddress	2 bytes	Device short address
DeviceType/ RxOnWhenIdle/ Relationship	1 byte	DeviceType: bits 1-0 RxOnWhenIdle: bits 3-2 Relationship: bits 6-4
PermitJoining	1 byte	PermitJoining: bits 1-0
Depth	1 byte	
LQI	1 byte	

### 3.12.2.17 ZDO\_MGMT\_RTG\_RSP

**Description:**

This callback message is in response to the ZDO Management Routing Table Request.

**Usage:**

**AREQ:**

1	1	1	2	1	1	1
Length = 0x06-0x51	Cmd0 = 0x45	Cmd1 = 0xB2	SrcAddr	Status	RoutingTableEntries	StartIndex

1	0-75
RoutingTableListCount	RoutingTableListRecords

**Attributes:**

Attribute	Length (byte)	Description
SrcAddr	2	Source address of the message.
Status	1	This field indicates either SUCCESS or FAILURE.
RoutingTableEntries	1	Total number of entries available in the device.
StartIndex	1	Where in the total number of entries this response starts.
RoutingTableListCount	1	Number of entries in this response.
		An array of RtgList items. RtgListCount contains the number of items in this table.

RoutingTableList 0-75

Name	Size	Description
Destination Address	2 bytes	Network destination address
Status	1 byte	Route status: bits 2-0  0x00 Active 0x01 Discovery Underway 0x02 Discovery Failed 0x03 Inactive 0x04 – 0x07 Reserved
Next Hop	2 bytes	Next hop network address

### 3.12.2.18 ZDO\_MGMT\_BIND\_RSP

#### Description:

This callback message is in response to the ZDO Management Binding Table Request.

#### Usage:

#### AREQ:

Byte: 1	1	1	2	1	1	1
Length = 0x06-0x51	Cmd0 = 0x45	Cmd1 = 0xB3	SrcAddr	Status	BindingTableEntries	StartIndex
1	0-75					
BindingTableListCount	BindingTableListRecords					

#### Attributes:

Attribute	Length (byte)	Description
SrcAddr	2	Source address of the message
Status	1	This field indicates either SUCCESS (0) or FAILURE (1).
BindTableEntries	1	Total number of entries available in the device.
StartIndex	1	Where in the total number of entries this response starts.
BindTableListCount	1	Number of entries in this response.

An array of BindList items. BindListCount contains the number of items in this table.

Name	Size	Description
SrcAddr	8 bytes	Binding Entry's source IEEE address
SrcEndpoint	1 byte	Binding Entry's source endpoint
ClusterId	1 byte	Message Id in binding table
DstAddrMode	1 byte	Address mode for binding entry's destination address
DstAddr	8 bytes	Binding Entry's destination IEEE address
DstEndpoint	1 byte	Binding Entry's destination endpoint. For V1.1, this field is only present when the DestAddrMode is 64-bits extended address.

BindTableList List

### 3.12.2.19 ZDO\_MGMT\_LEAVE\_RSP

#### Description:

This callback message is in response to the ZDO Management Leave Request.

#### Usage:

#### AREQ:

Byte: 1	1	1	2	1
Length = 0x03	Cmd0 = 0x45	Cmd1 = 0xB4	SrcAddr	Status

#### Attributes:

Attribute	Length (byte)	Description
SrcAddr	2	Source address of the message
Status	1	This field indicates either SUCCESS (0) or FAILURE (1).

### 3.12.2.20 ZDO\_MGMT\_DIRECT\_JOIN\_RSP

**Description:**

This callback message is in response to the ZDO Management Direct Join Request.

**Usage:**

**AREQ:**

1	1	1	2	1
Length = 0x03	Cmd0 = 0x45	Cmd1 = 0xB5	SrcAddr	Status

**Attributes:**

Attribute	Length (byte)	Description
SrcAddr	2	Source address of the message
Status	1	This field indicates either SUCCESS (0) or FAILURE (1).

### 3.12.2.21 ZDO\_MGMT\_PERMIT\_JOIN\_RSP

**Description:**

This callback message is in response to the ZDO Management Permit Join Request.

**Usage:**

**AREQ:**

1	1	1	2	1
Length = 0x03	Cmd0 = 0x45	Cmd1 = 0xB6	SrcAddr	Status

**Attributes:**

Attribute	Length (byte)	Description
SrcAddr	2	Source address of the message.
Status	1	This field indicates either SUCCESS (0) or FAILURE (1).

### 3.12.2.22 ZDO\_STATE\_CHANGE\_IND

**Description:**

This callback message indicates the ZDO state change.

**Usage:**

**AREQ:**

1	1	1	1
Length = 0x01	Cmd0 = 0x45	Cmd1 = 0xC0	State

**Attributes:**

Attribute	Length (byte)	Description
State	1	Specifies the changed ZDO state.

### 3.12.2.23 ZDO\_END\_DEVICE\_ANNCE\_IND

**Description:**

This callback indicates the ZDO End Device Announce.

**Usage:****AREQ:**

Byte:	1	1	1	2	2	8	1
Length = 0x0D	Cmd0 = 0x45	Cmd1 = 0xC1	SrcAddr	NwkAddr	IEEEAddr	Capabilites	

**Attributes:**

Attribute	Length (byte)	Description
SrcAddr	2	Source address of the message.
NwkAddr	2	Specifies the device's short address.
IEEEAddr	8	Specifies the 64 bit IEEE address of source device.
		Specifies the MAC capabilities of the device.
		Bit: 0 – Alternate PAN Coordinator
		1 – Device type: 1- ZigBee Router; 0 – End Device
		2 – Power Source: 1 Main powered
Capabilites	1	3 – Receiver on when Idle
		4 – Reserved
		5 – Reserved
		6 – Security capability
		7 – Reserved

**3.12.2.24 ZDO\_MATCH\_DESC\_RSP\_SENT****Description:**

This callback indicates that Match Descriptor Response has been sent.

**Usage:****AREQ:**

Byte:	1	1	1	2
Length = 0x04-0x44	Cmd0 = 0x45	Cmd1 = 0xC2	NwkAddr	
	1	0-32	1	0-32
NumInClusters	InClusterList	NumOutClusters	OutClusterList	

**Attributes:**

Attribute	Length (byte)	Description
NwkAddr	2	Specifies the device's short address
NumInClusters	1	The number of input clusters in the InClusterList.
InClusterList	0-32	List of input cluster Id's supported.
NumOutClusters	1	The number of output clusters in the OutClusterList.
OutClusterList	0-32	List of output cluster Id's supported.

**3.12.2.25 ZDO\_STATUS\_ERROR\_RSP****Description:**

This message is the default message for error status.

**Usage:****AREQ:**

Byte:	1	1	1	2	1
Length = 0x04-0x44	Cmd0 = 0x45	Cmd1 = 0xC3	SrcAddr	Status	

**Attributes:**

Attribute	Length (byte)	Description
SrcAddr	2	Source address of the message
Status	1	This field indicates either SUCCESS (0) or FAILURE (1).



### 3.12.2.26 ZDO\_SRC\_RTG\_IND

**Description:**

This message is an indication to inform host device the receipt of a source route to a given device.

**Usage:**

**AREQ:**

Byte: 1	1	1	2	1	2N
Length = 0x04-0x44	Cmd0 = 0x45	Cmd1 = 0xC4	dstAddr	Relay Count (N)	Relay List

**Attributes:**

Attribute	Length (byte)	Description
DstAddr	2	Short address of the destination of the source route
Relay Count	1	This field indicates number of devices in the relay list of the source route.
Relay List	2N	This field contains the list of devices in the relay list of the source route. It includes a two bytes short address for each device.

### 3.12.2.27 ZDO\_BEACON\_NOTIFY\_IND

**Description:**

This message is an indication to inform host device the receipt of a beacon notification.

**Usage:**

**AREQ:**

Byte: 1	1	1	1	N*21
Length = 21	Cmd0 = 0x45	Cmd1 = 0xC5	BeaconCount	BeaconList

**Attributes:**

Attribute	Length (byte)	Description
BeaconCount	1	Number of beacons in the packet. An array of BeaconList items. BeaconCount contains the number of items in this table.

Name	Size	Description
Source Address	2	Short address of the source device of the beacon
Pan ID	2	ID of the PAN
Logical Channel	1	Channel where the PAN is located.
Permit Joining	1	Flag to indicate whether the device accept association.
Router Capacity	1	Flag to indicate whether the device accept other router to associate
Device Capacity	1	Flag to indicate whether the device accept other device to associate
Protocol Version	1	Version of the ZigBee protocol. Value '1' represents ZigBee 2004. Value '2' represents ZigBee 2006/2007

BeaconList  
N\*21  
(N is BeaconCount)

Stack Profile	1	Stack profile of the PAN: Stack Profile 1 for ZigBee and Stack Profile 2 for ZigBee Pro.
LQI	1	LQI (Link quality indicator) measurement of the beacon.
Depth	1	Depth of the source device, i.e. number of hops from the device to the ZigBee coordinator.
Update ID	1	Update ID of the device.
Extended Pan ID	8	64 bit extended Pan ID of the Pan.

### 3.12.2.28 ZDO\_JOIN\_CNF

#### Description:

This message is an indication to inform host device the result of a ZDO join request.

#### Usage:

#### AREQ:

Byte: 1	1	1	1	2	2
Length = 0x05	Cmd0 = 0x45	Cmd1 = 0xC6	status	Device Address	Parent Address

#### Attributes:

Attribute	Length (byte)	Description
Status	1	Return status of the join request: Success (0) ZMAC_NO_ACK (0xE9) if the chosen parent device did not respond to the association request.
Device Address	2	Short address of the device.
Parent Address	2	Short address of the parent device

### 3.12.2.29 ZDO\_NWK\_DISCOVERY\_CNF

#### Description:

This message is an indication to inform host device the completion of network discovery scan.

#### Usage:

#### AREQ:

Byte: 1	1	1	1
Length = 0x01	Cmd0 = 0x45	Cmd1 = 0xC7	status

#### Attributes:

Attribute	Length (byte)	Description
Status	1	Return status of the network discovery. Success (0) ZMAC_NO_BEACON (0xEA) ZMAC_INVALID_PARAMETER (0xE8) if input parameter is out of valid range.

### 3.12.2.30 ZDO\_LEAVE\_IND

#### Description:

This message is an indication to inform the host of a device leaving the network.

#### Usage:

#### AREQ:

Byte:	1	1	1	2	8	1	1	1
Length=0x0D	Cmd0=0x45	Cmd1=0xC9	SrcAddr	ExtAddr	Request	Remove	Rejoin	

#### Attributes:

Attribute	Length (byte)	Description
SrcAddr	2	Short address (LSB-MSB) of the source of the leave indication.
ExtAddr	8	Extended address (LSB-MSB) of the source of the leave indication.
Request	1	Boolean, TRUE = request, FALSE = indication.
Remove	1	Boolean, TRUE = remove children.
Rejoin	1	Boolean, TRUE = rejoin.

### 3.12.2.31 ZDO\_MSG\_CB\_INCOMING

#### Description:

This message is a ZDO callback for a Cluster Id that the host requested to receive with a ZDO\_MSG\_CB\_REGISTER request.

#### Usage:

#### AREQ:

Byte:	1	1	1	2	1	2
Length = 0x09-Max MTU length	Cmd0 = 0x45	Cmd1 = 0xFF	SrcAddr	WasBroadcast	ClusterId	
	1	1	2	0-Max MTU length		
SecurityUse	SeqNum	MacDstAddr	Data			

#### Attributes:

Attribute	Length (byte)	Description
SrcAddr	2	Short address (LSB-MSB) of the source of the ZDO message.
WasBroadcast	1	This field indicates whether or not this ZDO message was broadcast.
ClusterId	2	The ZDO Cluster Id of this message.
SecurityUse	1	N/A – not used.
SeqNum	1	The sequence number of this ZDO message.
MacDstAddr	2	The MAC destination short address (LSB-MSB) of the ZDO message.
Data	0-Max MTU length.	The data that corresponds to the Cluster Id of the message (see reference [4], “ZDO Parsing Functions” for information on parsing the data that corresponds to each ZDO Cluster Id).

### 3.12.2.32 ZDO\_TC\_DEV\_IND

#### Description:

This message is a ZDO callback for TC Device Indication.

**Usage:****AREQ:**

Byte:	1	1	1	2	8	2
Length = 0x0C	Cmd0 = 0x45	Cmd1 = 0xCA	SrcNwkAddr	SrcIEEEAddr	Parent Nwk Addr	

**Attributes:**

Attribute	Length (byte)	Description
SrcNwkAddr	2	Source network Address.
WasBroadcast	8	IEEE Address of the source
ParentNwkAddr	2	Network address of the parent

**3.12.2.33 ZDO\_PERMIT\_JOIN\_IND****Description:**

This message is a ZDO callback for Permit Join Indication.

**Usage:****AREQ:**

Byte:	1	1	1	1
Length = 0x01	Cmd0 = 0x45	Cmd1 = 0xCB	PermitJoinDuration	

**Attributes:**

Attribute	Length (byte)	Description
Permit Join Duration	1	Duration for which joining is permitted

**3.13 MT\_APP\_CONFIG**

This interface allows the tester to issue commands to configure some parameters of the device, trust center and BDB subsystem.

**3.13.1 MT\_APP\_CONFIG Commands****3.13.1.1 APP\_CNF\_SET\_NWK\_FRAME\_COUNTER****Description:**

This message sets the network frame counter to the value specified in the Frame Counter Value. For projects with multiple instances of frame counter, the message sets the frame counter of the current network.

**Usage:**

This message should only be use for debugging purposes. Changing the network frame counter in a production device, may cause the failures in the authentication process with other devices in the network.

**SREQ:**

Byte:	1	1	1	1
Length = 0x01	Cmd0 = 0x2F	Cmd1 = 0xFF	Frame Counter Value	

**Attributes:**

Attribute	Length (byte)	Description
Frame Counter Value	4	Set the network frame counter to the specified value

**SRSP:**

Byte: 1	1	1	1
Length = 0x01	Cmd0 = 0x6F	Cmd1 = 0xFF	Status

**Attributes:**

Attribute	Length (byte)	Description
Status	1	Status is either Success (0) or Failure (1).

### 3.13.1.2 APP\_CNF\_SET\_DEFAULT\_REMOTE\_ENDDEVICE\_TIMEOUT

**Description:**

Sets the default value used by parent device to expire legacy child devices.

**Usage:****SREQ:**

Byte: 1	1	1	1
Length = 0x01	Cmd0 = 0x2F	Cmd1 = 0x01	Timeout Index

**Attributes:**

Attribute	Length (byte)	Description
Timeout Index	1	Specifies the number of seconds until the timeout expires, according to the next list:
		0x00 10 seconds
		0x01 2 minutes
		0x02 4 minutes
		0x03 8 minutes
		0x04 16 minutes
		0x05 32 minutes
		0x06 64 minutes
		0x07 128 minutes
		0x08 256 minutes (Default)
		0x09 512 minutes
		0x0A 1024 minutes
		0x0B 2048 minutes
		0x0C 4096 minutes
		0x0D 8192 minutes
		0x0E 16384 minutes

**SRSP:**

Byte: 1	1	1	1
Length = 0x01	Cmd0 = 0x6F	Cmd1 = 0x01	Status

**Attributes:**

Attribute	Length (byte)	Description
Status	1	Status is either Success (0) or Invalid Parameter (2).

### 3.13.1.3 APP\_CNF\_SET\_ENDDEVICETIMEOUT

**Description:**

Sets in ZED the timeout value to be send to parent device for child expiring.

**Usage:****SREQ:**

Byte: 1	1	1	1
Length = 0x01	Cmd0 = 0x2F	Cmd1 = 0x02	Timeout Index

**Attributes:**

Attribute	Length (byte)	Description
Timeout Index	1	Specifies the number of seconds until the timeout expires, according to the next list:
		0x00 10 seconds
		0x01 2 minutes
		0x02 4 minutes
		0x03 8 minutes
		0x04 16 minutes
		0x05 32 minutes
		0x06 64 minutes
		0x07 128 minutes
		0x08 256 minutes (Default)
		0x09 512 minutes
		0x0A 1024 minutes
		0x0B 2048 minutes
		0x0C 4096 minutes
		0x0D 8192 minutes
		0x0E 16384 minutes

**SRSP:**

Byte: 1	1	1	1
Length = 0x01	Cmd0 = 0x6F	Cmd1 = 0x02	Status

**Attributes:**

Attribute	Length (byte)	Description
Status	1	Status is either Success (0) or Invalid Parameter (2).

**3.13.1.4 APP\_CNF\_SET\_ALLOWREJOIN\_TC\_POLICY****Description:**

Sets the AllowRejoin TC policy.

**Usage:****SREQ:**

Byte: 1	1	1	1
Length = 0x01	Cmd0 = 0x2F	Cmd1 = 0x03	Allow Rejoin

**Attributes:**

Attribute	Length (byte)	Description
Allow Rejoin	1	This value specifies whether or not the Trust Center allows devices to rejoin.

**SRSP:**

Byte: 1	1	1	1
Length = 0x01	Cmd0 = 0x6F	Cmd1 = 0x05	Status

**Attributes:**

Attribute	Length (byte)	Description
Status	1	Status is either Success (0) or Failure (1).

### 3.13.1.5 APP\_CNF\_BDB\_START\_COMMISSIONING

#### Description:

Set the commissioning methods to be executed. Initialization of BDB is executed with this call, regardless of its parameters.

#### Usage:

#### SREQ:

Byte: 1	1	1	1
Length = 0x01	Cmd0 = 0x2F	Cmd1 = 0x05	Commissioning mode

#### Attributes:

Attribute	Length (byte)	Description
Commissioning Mode	1	This value specifies the commissioning mode according to this list: 0x00 Initialization 0x01 TouchLink 0x02 Network Steering 0x04 Network Formation 0x08 Finding and Binding

#### SRSP:

Byte: 1	1	1	1
Length = 0x01	Cmd0 = 0x6F	Cmd1 = 0x05	Status

#### Attributes:

Attribute	Length (byte)	Description
Status	1	Status is either Success (0) or Failure (1).

### 3.13.1.6 APP\_CNF\_BDB\_SET\_CHANNEL

#### Description:

Sets BDB primary or secondary channel masks.

#### Usage:

#### SREQ:

Byte: 1	1	1	1
Length = 0x05	Cmd0 = 0x2F	Cmd1 = 0x08	isPrimary
4			Channel

#### Attributes:

Attribute	Length (byte)	Description
isPrimary	1	This value specifies if the present channel set is either primary or secondary.
Channel	4	This is the value of the channel set according to the following list of masks. Channel 11 0x00000800 Channel 12 0x00001000 Channel 13 0x00002000 Channel 14 0x00004000 Channel 15 0x00008000 Channel 16 0x00010000 Channel 17 0x00020000 Channel 18 0x00040000 Channel 19 0x00080000

Channel 20	0x00100000
Channel 21	0x00200000
Channel 22	0x00400000
Channel 23	0x00800000
Channel 24	0x01000000
Channel 25	0x02000000
Channel 26	0x04000000

**SRSP:**

Byte: 1	1	1	1
Length = 0x01	Cmd0 = 0x6F	Cmd1 = 0x08	Status

**Attributes:**

Attribute	Length (byte)	Description
Status	1	Status is either Success (0) or Failure (1).

**3.13.1.7 APP\_CNF\_BDB\_ADD\_INSTALLCODE****Description:**

Add a preconfigured key (plain key or IC) to Trust Center device.

**Usage:****SREQ:**

Byte: 1	1	1	1
Length = 0x19-0x1B	Cmd0 = 0x2F	Cmd1 = 0x04	installCodeFormat
8	16-18		
IEEEAddress	installCode		

**Attributes:**

Attribute	Length (byte)	Description
installCodeFormat	1	This value specifies the format in which the install code is being added. The following list contains the values corresponding to the supported formats: 0x01 Install Code + CRC 0x02 Key derived from Install Code
IEEEAddress	8	Full IEEE address for the device joining the network
installCode	16-18	16 Bytes for the Key derived from the IC 18 Bytes for the Install Code +CRC

**SRSP:**

Byte: 1	1	1	1
Length = 0x01	Cmd0 = 0x6F	Cmd1 = 0x04	Status

**Attributes:**

Attribute	Length (byte)	Description
Status	1	Status values: 0x00 Success 0x01 Failure (IC not supported) 0x02 Invalid parameter (bad CRC)

**3.13.1.8 APP\_CNF\_BDB\_SET\_TC\_REQUIRE\_KEY\_EXCHANGE****Description:**

Sets the policy flag on Trust Center device to mandate or not the TCLK exchange procedure.



**Usage:****SREQ:**

Byte: 1	1	1	1
Length = 0x01	Cmd0 = 0x2F	Cmd1 = 0x09	bdbTrustCenterRequireKeyExchange

**Attributes:**

Attribute	Length (byte)	Description
bdbTrustCenterRequireKeyExchange	1	The bdbTrustCenterRequireKeyExchange attribute specifies whether the Trust Center requires a joining device to exchange its initial link key with a new link key generated by the Trust Center. If bdbTrustCenterRequireKeyExchange is equal to TRUE, the joining node must undergo the link key exchange procedure; failure to exchange the link key will result in the node being removed from the network. If bdbTrustCenterRequireKeyExchange is equal to FALSE, the Trust Center will permit the joining node to remain on the network without exchanging its initial link key. This attribute is used by ZigBee coordinator nodes.

**SRSP:**

Byte: 1	1	1	1
Length = 0x01	Cmd0 = 0x6F	Cmd1 = 0x09	Status

**Attributes:**

Attribute	Length (byte)	Description
Status	1	Status is either Success (0) or Failure (1).

**3.13.1.9 APP\_CNF\_BDB\_SET\_JOINUSESINSTALLCODEKEY****Description:**

Sets the policy to mandate or not the usage of an Install Code upon joining.

**Usage:****SREQ:**

Byte: 1	1	1	1
Length = 0x01	Cmd0 = 0x2F	Cmd1 = 0x06	bdbJoinUsesInstallCodeKey

**Attributes:**

Attribute	Length (byte)	Description
bdbJoinUsesInstallCodeKey	1	If it is equal to TRUE and the installation code derived link key is not stored, the Trust Center SHALL terminate the procedure for adding a new node into the network. If <i>bdbJoinUsesInstallCodeKey</i> is equal to TRUE and the installation code derived link key is stored, the Trust Center SHALL first find the entry in <i>apsDeviceKeyPairSet</i> that corresponds to the joining node and then overwrite the <i>LinkKey</i> entry with the installation code derived link key and set the <i>KeyAttributes</i> field to PROVISIONAL_KEY. The Trust Center MAY then

set *OutgoingFrameCounter* to 0 and SHALL set *IncomingFrameCounter* to 0. If *bdbJoinUsesInstallCodeKey* is equal to FALSE, the Trust Center SHALL first find the entry in *apsDeviceKeyPairSet* that corresponds to the joining node and then overwrite the *LinkKey* entry with the default global Trust Center link key and set the *KeyAttributes* field to PROVISIONAL\_KEY. The Trust Center MAY then set *OutgoingFrameCounter* to 0 and SHALL set *IncomingFrameCounter* to 0.

**SRSP:**

Byte: 1	1	1	1
Length = 0x01	Cmd0 = 0x6F	Cmd1 = 0x06	Status

**Attributes:**

Attribute	Length (byte)	Description
Status	1	Status is either Success (0) or Failure (1).

### 3.13.1.10 APP\_CNF\_BDB\_SET\_ACTIVE\_DEFAULT\_CENTRALIZED\_KEY

**Description:**

On joining devices, set the default key or an install code to attempt to join the network.

**Usage:****SREQ:**

Byte: 1	1	1	1
Length = 0x13	Cmd0 = 0x2F	Cmd1 = 0x07	useGlobal
18	InstallCode		

**Attributes:**

Attribute	Length (byte)	Description
useGlobal	1	This parameter defines whether the device joining the network will use a Default Global Key (if set to TRUE) or an Install Code (if set to FALSE).
InstallCode	18	Value of the Install Code + CRC

**SRSP:**

Byte: 1	1	1	1
Length = 0x01	Cmd0 = 0x6F	Cmd1 = 0x07	Status

**Attributes:**

Attribute	Length (byte)	Description
Status	1	Status values: 0x00 Success 0x01 Failure (IC not supported) 0x02 Invalid Parameters (bad CRC)

### 3.13.1.11 APP\_CNF\_BDB\_ZED\_ATTEMPT\_RECOVER\_NWK

**Description:**

Instruct the ZED to try to rejoin its previous network. Use only in ZED devices.

**Usage:**

**SREQ:**

1	1	1
Length = 0x00	Cmd0 = 0x2F	Cmd1 = 0x0A

**Attributes:**

**SRSP:**

Byte: 1	1	1	1
Length = 0x01	Cmd0 = 0x6F	Cmd1 = 0x0A	Status

**Attributes:**

Attribute	Length (byte)	Description
Status	1	Status values: 0x00 Success 0x01 Failure (Device not ZED or doesn't have network parameters)

### 3.13.2 MT\_APP\_CONFIG Callbacks

#### 3.13.2.1 APP\_CNF\_BDB\_COMMISSIONING\_NOTIFICATION

**Description:**

Callback to receive notifications from BDB process.

**Usage:**

**AREQ:**

Byte: 1	1	1	1	1	1
Length = 0x03	Cmd0 = 0x4F	Cmd1 = 0x80	Status	Commissioning mode	Remaining commissioning modes

**Attributes:**

Attribute	Length (byte)	Description
Status	1	Status of the commissioning mode being notified: 0x00 BDB_COMMISSIONING_SUCCESS 0x01 BDB_COMMISSIONING_IN_PROGRESS 0x02 BDB_COMMISSIONING_NO_NETWORK 0x03 BDB_COMMISSIONING_TL_TARGET_FAILURE 0x04 BDB_COMMISSIONING_TL_NOT_AA_CAPABLE 0x05 BDB_COMMISSIONING_TL_NO_SCAN_RESPONSE 0x06 BDB_COMMISSIONING_TL_NOT_PERMITTED 0x07 BDB_COMMISSIONING_TCLK_EX_FAILURE 0x08 BDB_COMMISSIONING_FORMATION_FAILURE 0x09 BDB_COMMISSIONING_FB_TARGET_IN_PROGRESS 0x0A BDB_COMMISSIONING_FB_INITIATOR_IN_PROGRESS 0x0B BDB_COMMISSIONING_FB_NO_IDENTIFY_QUERY_RESPONSE 0x0C BDB_COMMISSIONING_FB_BINDING_TABLE_FULL 0x0D BDB_COMMISSIONING_NETWORK_RESTORED 0x0E BDB_COMMISSIONING_FAILURE
Commissioning mode	1	Commissioning mode for which the notification is done and to which the status is related: 0x00 BDB_COMMISSIONING_INITIALIZATION 0x01 BDB_COMMISSIONING_NWK_STEERING 0x02 BDB_COMMISSIONING_FORMATION 0x03 BDB_COMMISSIONING_FINDING_BINDING

0x04 BDB\_COMMISSIONING\_TOUCHLINK  
 0x05 BDB\_COMMISSIONING\_PARENT\_LOST

Bitmask of the remaining commissioning modes after this notification:  
 0x01 BDB\_COMMISSIONING\_MODE\_INITIATOR\_TL  
 0x02 BDB\_COMMISSIONING\_MODE\_NWK\_STEERING  
 0x04 BDB\_COMMISSIONING\_MODE\_NWK\_FORMATION  
 0x08 BDB\_COMMISSIONING\_MODE\_FINDING\_BINDING  
 0x10 BDB\_COMMISSIONING\_MODE\_INITIALIZATION  
 0x20 BDB\_COMMISSIONING\_MODE\_PARENT\_LOST

Remaining commissioning modes 1

### 3.14 MT\_GREENPOWER

This interface allows a host processor to interact with Green Power devices and Green Power infrastructure.

#### 3.14.1 MT\_GP Commands

##### 3.14.1.1 GP\_DATA\_REQ

**Description:**

Callback to receive notifications from BDB process.

**Usage:**

**SREQ**

Byte: 1	1	1	1	1	1	4
Length = 0x17-0x8C	Cmd0 = 0x35	Cmd1 = 0x01	Action	TxOptions	Application ID	SrcID
8	1	1	1	0-116	1	3
GPD IEEE address	EndPoint	GPD Command ID	GPD ASU Length	GPD ASU	GPEP handle	gpTxQueueEntry-Lifetime

**Attributes:**

Attribute	Length (byte)	Range	Description
Action	1	TRUE/FALSE	TRUE: add GPDF into the queue FALSE: remove GPDF from queue
TxOptions	1	AnyValid	The transmission options for this GPDF. These are a bitwise OR of one or more of the following: b0 = Use gpTxQueue b1 = Use CSMA/CA b2 = Use MAC ACK b3-b4 = GPDF frame type for Tx (can take non-reserved values as defined in Table 10) b5 = Tx on matching endpoint b6 – b7 – reserved
Application ID	1	0x00, 0x02	ApplicationID of the GPD to which the ASDU will be sent; ApplicationID 0x00 indicates the usage of the SrcID; ApplicationID 0x02 indicates the usage of the GPD IEEE address.
SrcID	4	0x00000000 - 0xffffffff	The identifier of the GPD entity to which the ASDU will be sent if ApplicationID = 0b000.

GPD IEEE address	8	Any valid	The identifier of the GPD entity to which the ASDU will be sent if ApplicationID = 0b010.
Endpoint	1	0x00 - 0xf0, 0xff	The identifier of the GPD endpoint used in combination with the GPD IEEE address if ApplicationID = 0b010. If ApplicationID = 0b000 this parameter is ignored.
GPD Command ID	1	0x00- 0xff	The identifier of the command, within the GP specification, which defines the application semantics of the ASDU.
GPD ASDU Length	1	0x00 - (aMaxMACFrameSize - 9)	The number of octets in the transmitted GPD ASDU.
GPD ASDU Length	GPD ASU Length	-	The sequence of octets forming the transmitted GPD ASDU.
GPEP handle	1	0x00-0xff	The handle used between Green Power EndPoint and dGP stub, to match the request with the confirmation.
gpTxQueueEntry-Lifetime	3	0x000000-0xffffffff	The lifetime of this packet in the gpTxQueue, in milliseconds. 0x000000 indicates immediate transmission. 0xffffffff indicates infinity. In a Basic Proxy/Sink, the default lifetime MAY be 0xffffffff.

**SRSP:**

Byte: 1	1	1	1
Length = 0x01	Cmd0 = 0x75	Cmd1 = 0x01	Status

**Attributes:**

Attribute	Length (byte)	Description
Status	1	Status values: 0x00 Success 0x01 Failure (Out of memory) 0x02 Invalid Parameters (Invalid App ID)

**3.14.1.2 GP\_SEC\_RSP**

**Description:**

This message provides a mechanism for the Green Power EndPoint to provide security data into the dGP stub.

**Usage:**

**SREQ**

Byte: 1	1	1	1	1	1	4
Length = 0x26	Cmd0 = 0x35	Cmd1 = 0x02	Status	dGP stub handle	ApplicationID	SrcID
8	1	1	1	16	4	
GPD IEEE address	EndPoint	GPDFSecurityLevel	GPDFKeyType	GPDKey	GPDSecurityFrameCounter	

**Attributes:**

Attribute	Length (byte)	Range	Description
Status	1	Any valid	The status code, as returned by the Green Power EndPoint. The following are supported: MATCH DROP_FRAME PASS_UNPROCESSED TX_THEN_DROP

dGP stub handle	1	0x00-0xff	The handle used between dGP stub and the higher layers, to match the request with the response.
Application ID	1	0x00, 0x02	ApplicationID of the GPD entity from which the ASDU was received. ApplicationID 0x00 indicates the usage of the SrcID; ApplicationID 0x02 indicates the usage of the GPD IEEE address.
SrcID	4	0x00000001 - 0xffffffffe	The identifier of the GPD entity from which the ASDU was received if ApplicationID = 0b000.
GPD IEEE address	8	Any valid	The identifier of the GPD entity from which the ASDU was received if ApplicationID = 0b010.
Endpoint	1	0x00 - 0xf0, 0xff	The identifier of the GPD endpoint used in combination with the GPD IEEE address if ApplicationID = 0b010. If ApplicationID = 0b000 this parameter is ignored.
GPDFSecurityLevel	1	0x00 - 0x07	The security level to be used for GPDF security processing.
GPDFKeyType	1	Any valid	The security key type to be used for GPDF security processing.
GPD Key	16	Any valid	The security key to be used for GPDF security processing.
GPD security frame counter	4	Any valid	The security frame counter value to be used for GPDF security processing.

**SRSP:**

Byte: 1	1	1	1
Length = 0x01	Cmd0 = 0x75	Cmd1 = 0x02	Status

**Attributes:**

Attribute	Length (byte)	Description
Status	1	Status values: 0x00 Success 0x01 Failure (Out of memory) 0x02 Invalid Parameters (Invalid App ID)

**3.14.2 MT\_GP Callbacks**

**3.14.2.1 GP\_DATA\_CNF**

**Description:**

Green power confirm is a message that provides a mechanism for the Green Power EndPoint in the host processor to understand the status of a previous request to send a GPDF.

**Usage:**

**AREQ**

Byte: 1	1	1	1	1
Length = 0x02	Cmd0 = 0x55	Cmd1 = 0x05	Status	GP MPDU handle

**Attributes:**

Attribute	Length (byte)	Range	Description
Status	1	Any valid	Status code, as returned by the MAC layer (see Table 28 of [15]).
GP MPDU	1	0x00 - 0xff	The handle used between dGP/dLPED stub and cGP stub, to match the request with the confirmation.

**3.14.2.2 GP\_SEC\_REQ****Description:**

This message provides a mechanism for dGP stub to request security data from the Green Power EndPoint in the host processor.

**Usage:****AREQ**

Byte: 1	1	1	1	4	8
Length = 0x12-0x15	Cmd0 = 0x53	Cmd1 = 0x03	ApplicationID	SrcID	GPD IEEE address
1	1	1	1, 4	1	
EndPoint	GPDFSecurityLevel	GPDFKeyType	GPD Security Frame Counter	dGP stub handle	

**Attributes:**

Attribute	Length (byte)	Range	Description
ApplicationID	1	0x00, 0x02	ApplicationID of the GPD entity from which the ASDU was received. ApplicationID 0x00 indicates the usage of the SrcID; ApplicationID 0x02 indicates the usage of the GPD IEEE address.
SrcID	4	0x00000001 - 0xfffffffffe	The identifier of the GPD entity from which the ASDU was received if ApplicationID = 0b000.
GPD IEEE address	8	Any valid	The identifier of the GPD entity from which the ASDU was received if ApplicationID = 0b010.
EndPoint	1	0x00 - 0xf0, 0xff	The identifier of the GPD endpoint used in combination with the GPD IEEE address if ApplicationID = 0b010. If ApplicationID = 0b000 this parameter is ignored.
GPDFSecurity Level	1	0x00, 0x02 - 0x03	The security level, corresponding to the received MPDU.
GPDFKey Type	1	0x00 - 0x01	The security key type, corresponding to the received MPDU.
GPD Security Frame Counter	1, 4	As specified by the GPDF Security Level parameter	The security frame counter value corresponding to the received MPDU.
dGP stub handle	1	0x00-0xff	The handle used between dGP stub and the higher layers, to match the request with the response.

### 3.14.2.3 GP\_DATA\_IND

#### Description:

This message provides a mechanism for identifying and conveying a received GPDU to the Green Power EndPoint in the host processor.

#### Usage:

#### AREQ

Byte: 1	1	1	1	1	1	1	4
Length = 0x11-0x91	Cmd0 = 0x55	Cmd1 = 0x04	Status	RSSI	LinkQuality	SeqNumber	SrcAddrMode
2	2, 8	1	2	2, 8	1	0-116	
SrcPANID	SrcAddress	DstAddrMode	DstPANId	DstAddress	GP MPDU Length	GP MPDU	

#### Attributes:

Attribute	Length (byte)	Range	Description
Status	1	Any Valid	Status code, as returned by dGP stub. It can have the following values: SECURITY_SUCCESS NO_SECURITY COUNTER_FAILURE AUTH_FAILURE UNPROCESSED
RSSI	1	0x00 - 0xff	The RSSI delivered by the MAC on receipt of this frame.
Link Quality	1	0x00 - 0xff	The LQI delivered by the MAC on receipt of this frame.
SeqNumber	1	0x00 - 0xff	The sequence number from MAC header of the received MPDU.
SrcAddrMode	1	0x00 - 0x03	The source addressing mode for this primitive corresponding to the received MPDU. This value can take one of the following values: 0 x 00 = no address (SrcPANId and SrcAddress omitted). 0 x 01 = reserved. 0 x 02 = 16 bit short address. 0 x 03 = 64 bit extended address.
SrcPANId	2	0x0000 - 0xffff	The 16-bit PAN identifier of the GPD entity from which the ASDU was received.
SrcAddress	2, 8	As specified by the SrcAddrMode parameter	The device address of the GPD entity from which the ASDU was received.
DstAddrMode	1	0x01 - 0x03	The addressing mode for the destination address used in this primitive. This parameter can take one of the values from the following list: 0 x 00 = no address (DstPANId and DstAddress omitted) 0x01 = reserved 0x02 = 16-bit NWK address, normally the broadcast address 0xffff 0x03 = 64-bit extended address
DstPANId	2	0x0000 - 0xffff	The 16-bit PAN identifier of the entity or entities to which the ASDU is being transferred or the broadcast PAN ID 0xffff.
DstAddress	2, 8	As specified by the DstAddrMode parameter	The address of the entity or entities to which the ASDU is being transferred or the broadcast address 0xffff.
GP MPDU Length	1	0x00 – (aMaxMACFrameSize - 9)	The number of octets in the received GP MPDU.



GP MPDU      0 - 116      -      The sequence of octets forming the received GP MPDU.