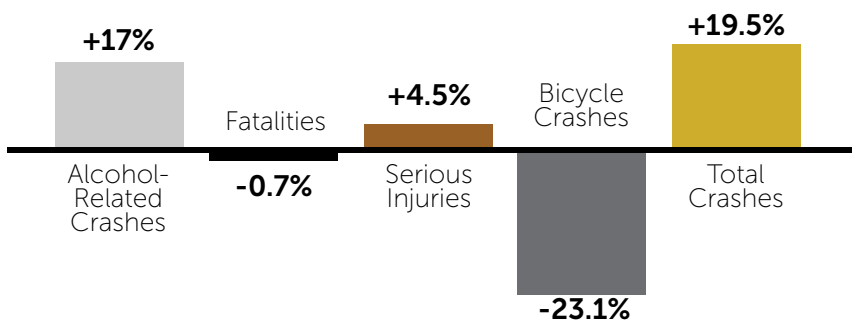




# Safety

Between 2015 and 2019, Wisconsin's roadways averaged 136,007 crashes and 573 fatalities annually.


## SAFETY TRENDS ON WISCONSIN PUBLIC ROADS (2015-2019)



## CRASH STATISTICS



Of the 551 traffic fatalities in 2019, 25 percent (140) died in alcohol-involved crashes and 30 percent (163) died in speed-related crashes.




In 2019, when helmet use could be determined by the investigating officer, 65 percent of all motorcyclists killed in crashes were not wearing helmets.



Deer were the third most commonly struck object in Wisconsin (behind other vehicles and fixed objects), causing more than 18,400 crashes in Wisconsin (2019).

## KEY FACTS

In 2019, distracted driving crashes totaled 12,377 resulting in **5,273 injuries and 26 deaths**



Between 2010 and 2019, an average of **37 vehicle-train incidents** occurred each year


In 2019, **2,489 work zone crashes** resulted in 899 injuries and 17 deaths



**\$153.5 million** obligated (FY 2015-2019) to the Wisconsin Highway Safety Improvement Program to fund safety projects across the state



Center line rumble strips reduce head-on fatal and injury crashes by **45 percent on rural two-lane roads** and **64 percent on similar urban two-lane roads**



## SAFETY BELTS

Approximately 89 percent of Wisconsinites wear safety belts. About half of all passenger vehicle fatalities in Wisconsin are unbelted making an occupant almost 50 times more likely to be ejected from a vehicle in the event of a crash.

