

Doors of Durin: The Veiled Gate to Siemens S7 Silicon

Ali Abbasi, Tobias Scharnowski, Thorsten Holz


Chair for Systems Security
Ruhr-University Bochum, Germany

Who We Are?



Ali Abbasi
Researcher at SYSSEC RUB

404 Visa Not Found



Tobias Scharnowski
PhD Student at SYSSEC RUB



Thorsten Holz
Professor at SYSSEC RUB

ENOTIME

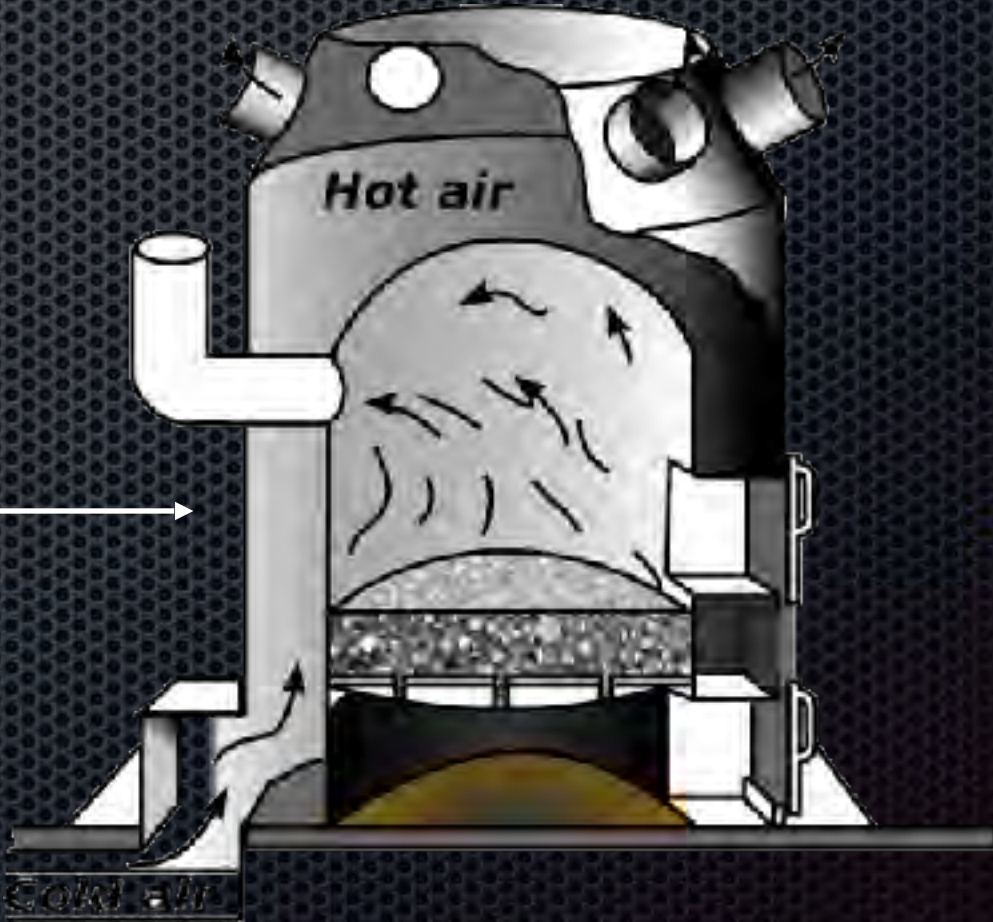

Plan of Talk

- Background on Process Automation
- Overview of Siemens PLCs
- Siemens Startup Process
- Siemens Firmware Components
- The Special Access Feature
- Demos
- Conclusion and Future Works

Process Automation



Set point




What we do with much more complex control loops?

- We use PLCs.



Programmable Logic Controllers

Sensors



Inputs

PLC

Control Logic Executed by The Firmware

Outputs

Actuators




Programmable Logic Controller



<https://vecer.mk/files/article/2017/05/02/485749-saudiska-arabija-ja-kupi-najgolemata-naftena-rafinerija-vo-sad.jpg>



<http://www.jfwhite.com/Collateral/Images/English-US/Galleries/middleboro9115kvbreakers.jpg>



<https://www.roboticsbusinessreview.com/wp-content/uploads/2016/05/jaguar-factory.jpg>



https://www.oilandgasproductnews.com/files/slides/locale_image/medium/0089/22183_en_16f9d_8738_honeywell-process-solutions-rtu2020-process-controller.jpg



https://selinc.com/uploadedImages/Web/Videos/Playlists/Playlist_RTAC_1280x720.png?n=63584758126000




[http://www02.abb.com/global/seitp/seitp202.nsf/0/0601d25ed243cfb0c1257d7e0043e50e/\\$file/7184_lv2.jpg](http://www02.abb.com/global/seitp/seitp202.nsf/0/0601d25ed243cfb0c1257d7e0043e50e/$file/7184_lv2.jpg)

Recent Attacks Against ICS

Reconnaissance and weaponization of capabilities

It's happening: Publicly known cyber-physical attacks



1999

First active recon & initial intrusion attempts

2010

Planned operation to hinder Iran's enrichment program (Stuxnet)

2013

First publicly known OT recon activities (HAVEX)

2015

Ukraine power grid attack (BlackEnergy)

2016

Ukraine power grid attack (Industroyer)

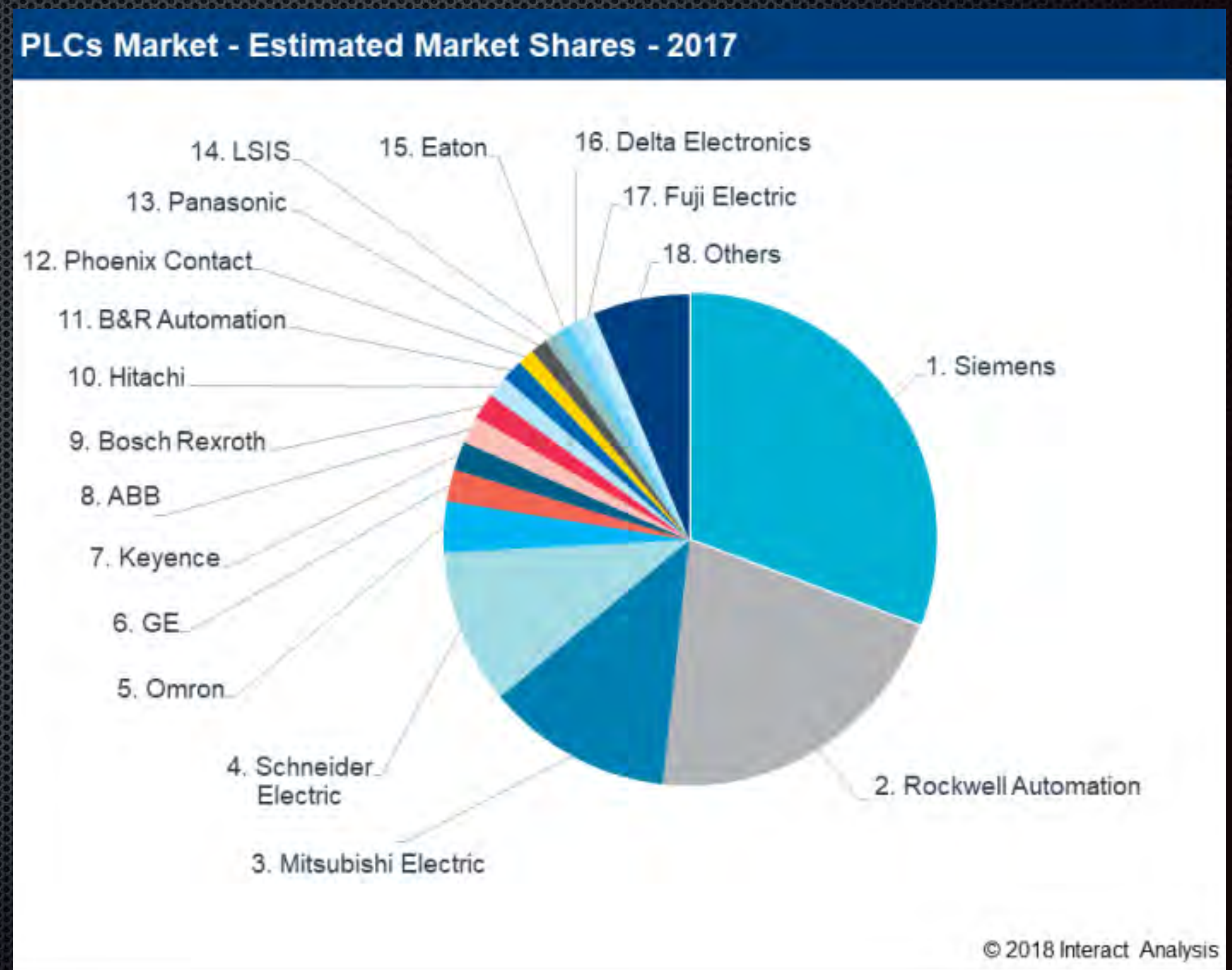
2017

TRITON



Background on Siemens PLCs Market Share

- Siemens and Rockwell Automation are PLC Market Leaders.
- Security issues in their product can have significant impact.




Siemens S7-1200

- Entry PLC from Siemens (excluding Logo!)
- Easily accessible to researchers
- Applications*:
 - Chemical
 - Critical Manufacturing
 - Energy
 - Food and Agriculture
 - Water and Wastewater Systems



*Source: <https://www.us-cert.gov/ics/advisories/icsa-19-318-02>

S7-1200 PLC



Source: http://s7detali.narod.ru/S7_1200/S7_1212C.html

S7-1200 V4 PLC



1GB Winbond W94AD2KB
LPDDR1 SDRAM

ARM CPU



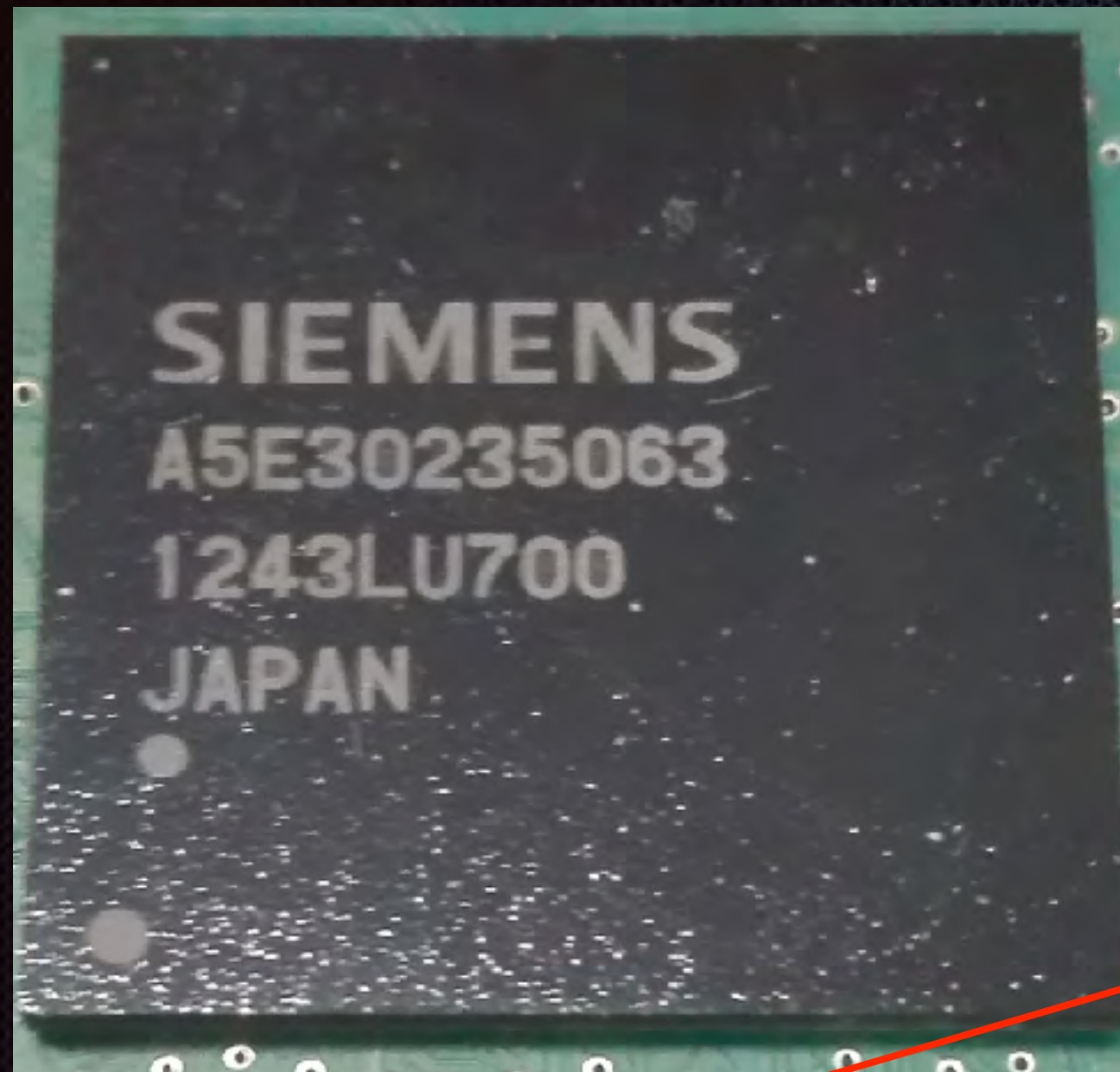
128MB Micron Technologies
MT29F1G16ABDAHC-IT:D
63-ball VFBGA NAND Flash for Firmware.

STMicroelectronics M25P40/MX25L4005
4MB SPI Flash for bootloader

UART/Port for
RS232 extension
(CM 1241)



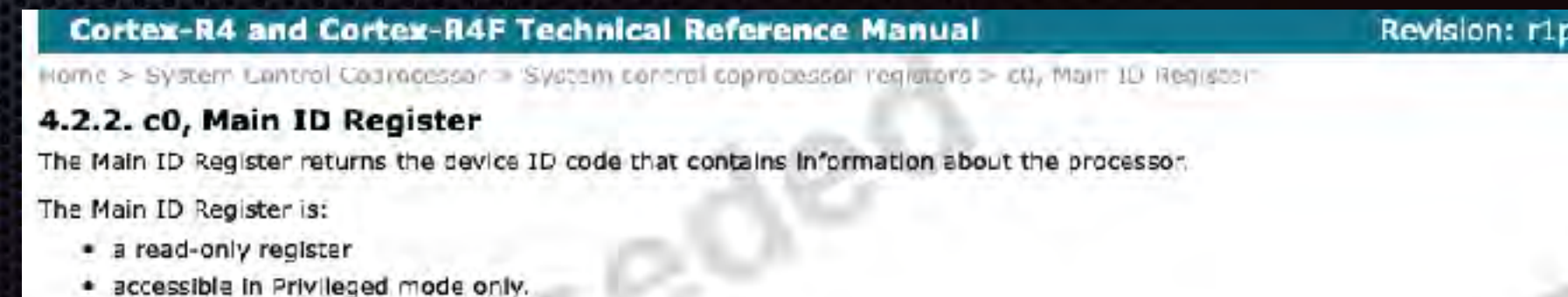
S7-1200 V4 PLC HARDWARE - SOC DECAP



- Renesas 811005 Manufactured, Siemens A5E30235063 ARM Cortex-R4 (Big-Endian), 2010.
- Instruction Set/Read Main ID Register: Running CP15 command ***mrc p15, 0, r0, c0, c0, 0*** instruction inside PLC yields **0x411fc143** response.

To access the Main ID Register, read CP15 with:

```
MRC p15, 0, <Rd>, c0, c0, 0 ; Read Main ID Register
```



Decoding 0x411fc143

MRC p15, 0, r0, c0, c0, 0 instruction

1000001000111111100000101000011

0x41

1

f

c14

3

ARM Limited

Variant

Architecture

Primary part number

Revision Number

Implementer

Architecture

Primary Part Number List




Hex	Implementer
0x00	Reserved for software use
0xC0	Ampere Computing
0x41	Arm Limited
0x42	Broadcom Corporation
0x43	Cavium Inc.
0x44	Digital Equipment Corporation
0x49	Infineon Technologies AG
0x4D	Motorola or Freescale Semiconductor Inc.
0x4E	NVIDIA Corporation
0x50	Applied Micro Circuits Corporation
0x51	Qualcomm Inc.
0x56	Marvell International Ltd.
0x69	Intel Corporation

Architecture	Meaning
0b0001	Armv4.
0b0010	Armv4T.
0b0011	Armv5 (obsolete).
0b0100	Armv5T.
0b0110	Armv5TEJ.
0b0111	Armv6.
0b1111	Architectural features are individually identified in the

Core	Primary Part Number
Cortex-A5	0xc05
Cortex-A7	0xc07
Cortex-A8	0xc08
Cortex-A9	0xc09
Cortex-A12	0xc0d
Cortex-A15	0xc0f
Cortex-A57	0xd07
Cortex-r4	0xc14
Cortex-r5	0xc15





S7-1200 v4 Closer Look

- Cortex R4 Revision 3 ARMv7 R, Thumb 2: Real-Time profile Protected Memory System Architecture (PMSA), based on a **Memory Protection Unit (MPU)**
- Multiple RAM Sizes
- SPI Flash (multiple type)
- NAND






M25P40/ Serial Flash Embedded Memory (bootloader)

- ✦ SPI Flash with 1 to 4MB Low Voltage Paged Flash Memory.
- ✦ Contains banks with the size of 512KB.
- ✦ Bootloader verifies the integrity of the firmware and loads it to memory



S7-1200 Specs, 3D X-Ray Tomography





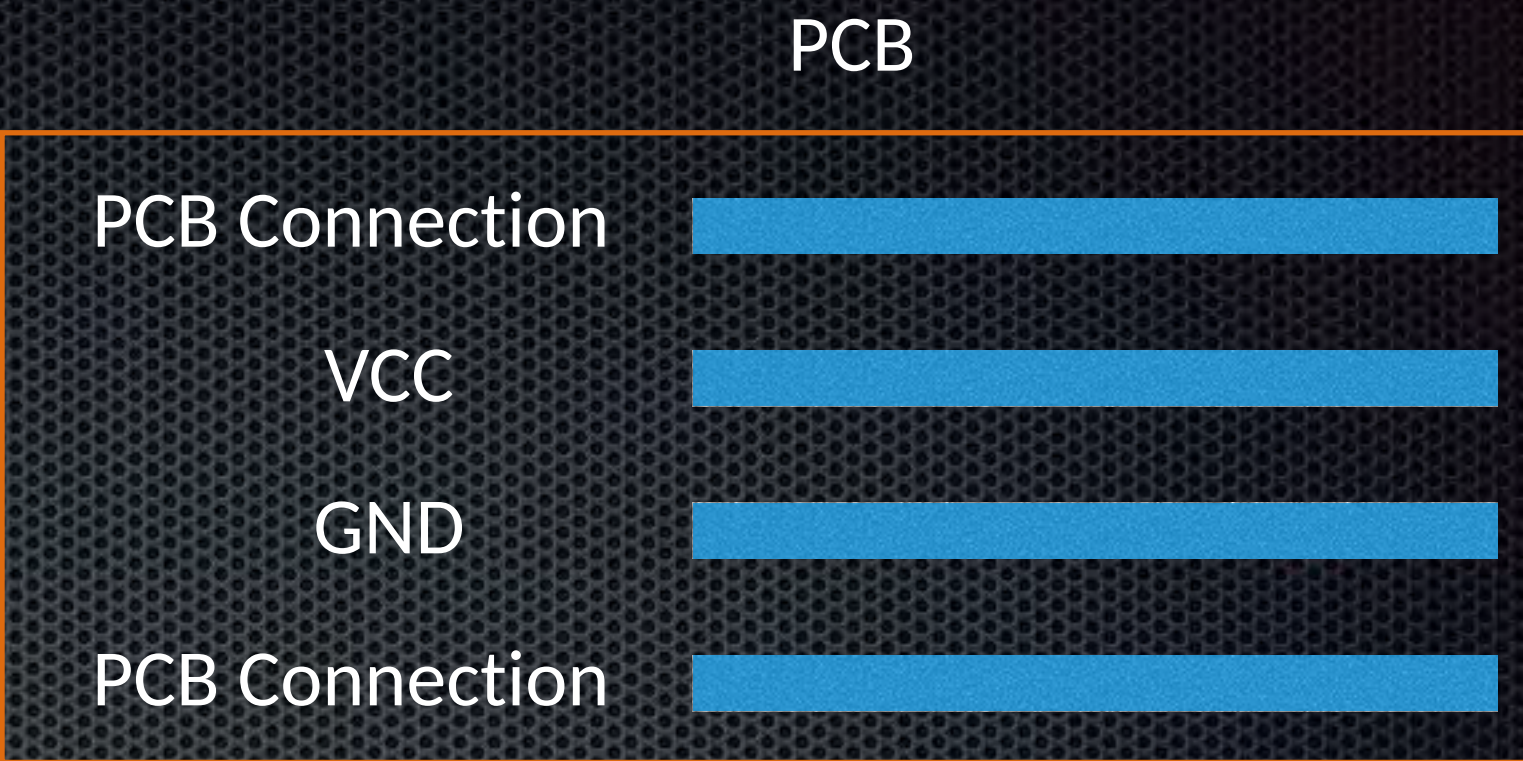
Danger
X-rays



Do not enter
when red
light is on

3D X-Ray Tomography

- 4 layered PCB design



CoreSight in Siemens PLCs

- ✦ An ARM hardware tracing feature to trace programs.
- ✦ Equivalent to Intel Process Trace (Intel PT) in ARM world.
- ✦ Can be used for getting code-coverage from programs.
- ✦ Hardware part is well documented*
- ✦ Siemens PLCs detect being debugged via a watchdog and brick the PLC upon using CoreSight.

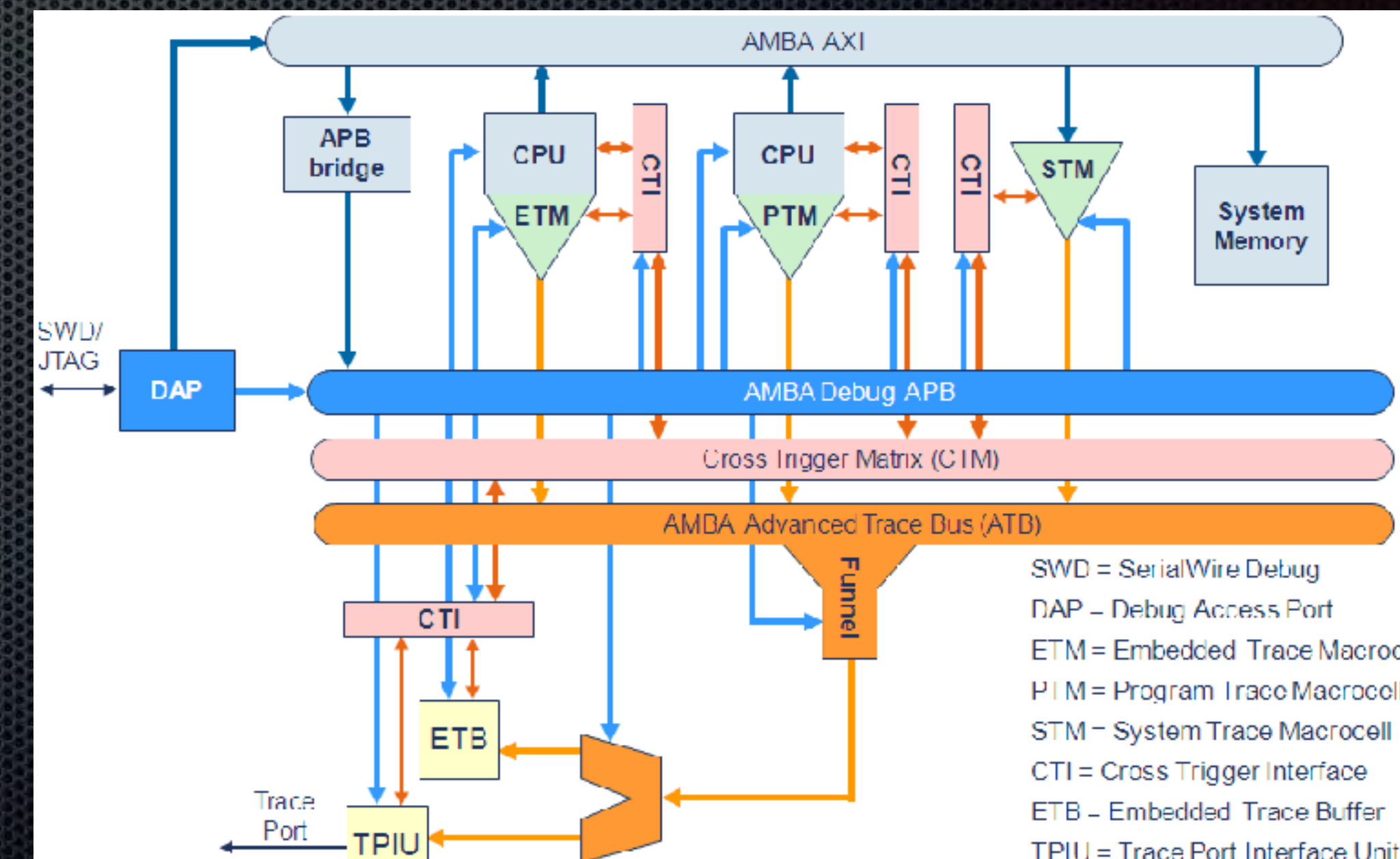
```
CMP      R0, #6
MOVLS   R1, #ETB_dump_error_messages
LDRLS   R1, [R1,R0,LSL#2]
MOVHI   R1, #aEtbDumpErrorUn ; "ETB DUMP ERROR: unknown\n"
MOV     R3, R5
MOV     R2, R11,LSL#2
MOV     R0, #0
B       loc_531E0

loc_531E0
LDRB    R12, [R1] ; "ETB DUMP ERROR: unknown\n"
CMP     R12, #0
CMPNE   R0, R2
BCC     loc_531D4

loc_531F0
MOV     R1, #0
STRB    R1, [R3],#1
ADD     R0, R0, #1
TST     R0, #3
BNE     loc_531F0












loc_531D4
LDRB    R12, [R1],#1 ; "ETB DUMP
ADD     R0, R0, #1
STRB    R12, [R3],#1
```

From: etb_ram_cpy+104



*Reverse Engineering Custom ASICs by Exploiting Potential Supply-Chain Leaks, Thomas Weber, BlackHat Asia 2019.

Siemens Firmware

Function name	Segment
 _some_get_some_max_size	.text
 add_fs_vtable	.text
 add_fwUpServiceWrapper_impl_list_entry	.text
 add_pdcfs_to_adonis	.text
 add_pdcfsfs_to_adonis	.text
 adonis_add_fs_vtable	.text
 adonis_atoi	.text
 adonis_call_some_do_write	.text
 adonis_copy_name	.text
 adonis_ctl_struct_init_meta	.text
 adonis do get dir object	.text

Line 7493 of 83669

- ✦ ~13MB binary.
- ✦ LZP3 compressed when downloaded from Siemens website.
- ✦ We got a dump of the RAM for both .text and dynamic memory area.
- ✦ ~84000 functions identified.

Siemens Bootloader, Startup Process

- ✦ Setup low level hardware configuration.
 - ✦ Vectored Interrupt Controller (VIC)
 - ✦ Software Interrupts, Prefetch-Abort Handlers, Data-Abort Handlers,
 - ✦ Reset/undefined instruction and FIQ handlers.
- ✦ Checking CRC32 checksums of bootloader
 - ✦ The last 4 bytes of the bootloader is the CRC checksum for it.
- ✦ Check the CRC32 checksums of the firmware before passing control to it.
- ✦ Less than 128KB.
- ✦ Siemens changed the bootloader SPI Flash in 2018.



Start

Initialize Hardware Stage 1
DAB,PAB,SWI, FIQ, VIC IRQ,
Reset, Undefined Instr,
Clock, MMC, ADC, Other
MAP3 (Sinec Bus) I/O

Init Bootloader in
RAM
0x210

Check bootloader
CRC checksum

Initialize Other Hardware
Stage 2
SPI, IOC (FAT
filesystem), UART




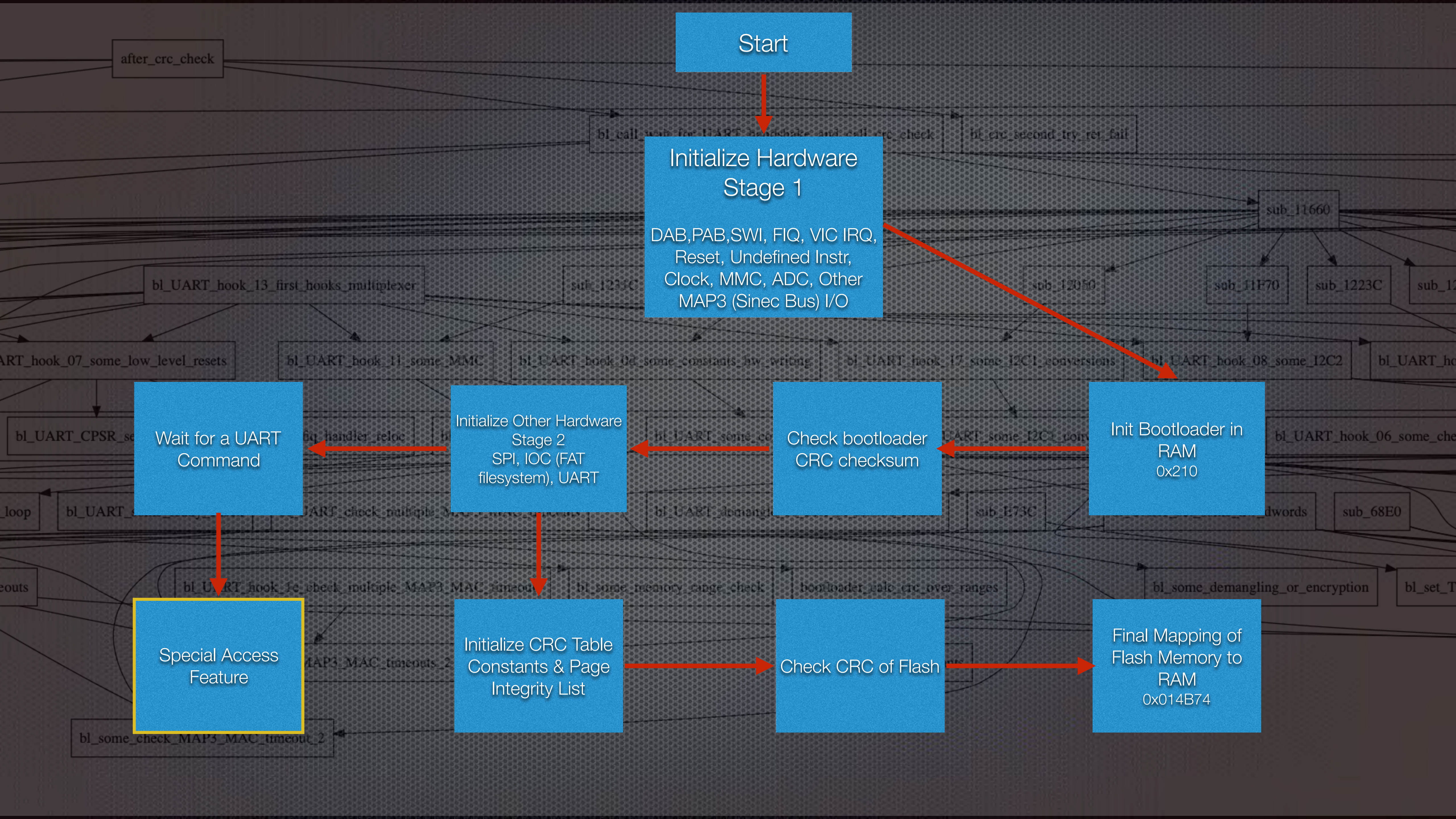
Wait for a UART
Command

Final Mapping of
Flash Memory to
RAM
0x014B74

Check CRC of Flash

Initialize CRC Table
Constants & Page
Integrity List

Special Access
Feature



Siemens Firmware Components

SIEMENS AG
ADONIS RTOS
0x00040040 at .sdramexec

Adonis Init
Kernel
0x00E7AC50

ADONIS Library OS Services

Automation-related Services

S7P File Services

Dinkumware
C/C++ Lib v5.01

PDC FS

EFS/NTFS

NicheStack IPV4/
SNMP

Some Low-Level Configuration (e.g.,
MPU Reconfiguration)

Siemens
MiniWeb Server &
MWSL Parser, OpenSSL

Log/Diag System

ACE 6.3 for S7P Components
ADAPTIVE COMMUNICATION ENVIRONMENT

PNIO
PROFINET

AWP
Automated Web Programming

MC7P Parser

MC7P RunTime

MC7P Compiler

Siemens OMS

Central IO Subsystem

OMS Configuration

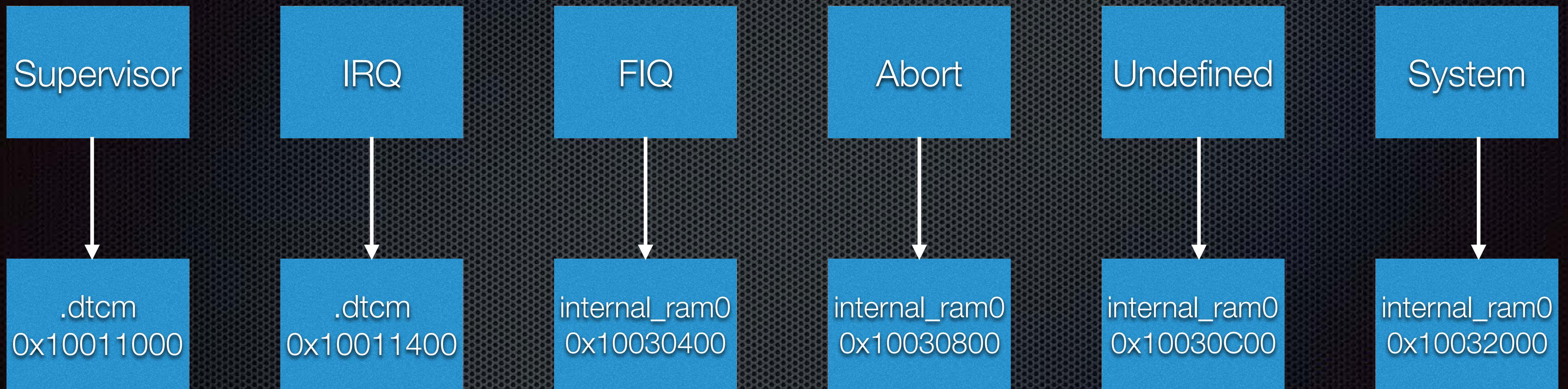
OMS SP Parser

ALARM Subsystem

OMS FAT

Execution Mode Stack in S7-1200 v4

Execution Modes, Defined in 0x000400B4 of S7-1200 Firmware



- Some additional interesting code regions:
 - 0x80080000 Flash related MMIO.
 - 0x03c41040 to 0x06fac934: used as heap memory returned by malloc().

FW Memory Mapping on S7-1200 v4, From 0x000439C0

Table 1

Segment Name	Range	Size	Flags
.exec_in_lomem	0x00000000-0x000075b4	000075b4	1
.bitable	0x00040000-0x00040040	00000040	1
.sdramexec	0x00040040-0x00040510	000004d0	1
.syscall	0x00040540-0x00040548	00000008	1
.th_initial	0x00041040-0x00043998	00002958	33
.secinfo	0x000439c0-0x00043cfc	0000033c	34
.fixaddr	0x00043d00-0x00043d00	00000000	4
.fixtype	0x00043d00-0x00043d00	00000000	4
.text	0x00043d00-0x00defda0	00dac0a0	33
.rodata	0x00defdc0-0x011a116c	003b13ac	34
.data	0x011a1180-0x011c1d14	00020b94	42
.bss	0x01e01040-0x02620f58	0081ff18	12
.cc_memory	0x03641040-0x03641040	00000000	4
.uninitialized	0x03c41040-0x06fac934	0336b8f4	12
CLSI_CACHED_MEM_POOL	0x06fac940-0x06fac940	00000000	4
.dram_uncache	0x07ff0000-0x07ff0000	00000000	4
MAP_MAC_MEM	0x07ff0000-0x07ff0494	00000494	12
.iram0	0x10030000-0x10037aa0	00007aa0	12
.iram1	0x10040000-0x1004c35c	0000c35c	12
.crctable	0x1004f400-0x1004f800	00000400	12
.softboot	0x1004f800-0x1004ff00	00000700	12
.bootinfo	0x1004ff00-0x1004ff1c	0000001c	12
.dtdcm	0x10010000-0x10012c70	00002c70	12

I/O Memory Mapping on A5E30235063, From 0x00df4a80

Segment Name	Range	Size	Segment Name	Range	Size
itcm	0x00000000-0x00008000	0x00008000	MAP3_OUTPUTS	0xffffba000-0xffffba218	0x00000218
ddram	0x00008000-0x04000000	0x03ff8000	MAP3_ITIMER0	0xffffbb000-0xffffbb010	0x00000010
configured_dtcm	0x10010000-0x10014000	0x00004000	MAP3_ITIMER1	0xffffbb010-0xffffbb020	0x00000010
internal_ram0	0x10030000-0x10040000	0x00010000	MAP3_ITIMER2	0xffffbb020-0xffffbb030	0x00000010
internal_ram1	0x10040000-0x10050000	0x00010000	MAP3_ITIMER3	0xffffbb030-0xffffbb040	0x00000010
MAP3_PWRSTK	0xffffb0000-0xffffb003c	0x0000003c	MAP3_ITIMER4	0xffffbb040-0xffffbb050	0x00000010
MAP3_SPI0	0xffffb1000-0xffffb1018	0x00000018	MAP3_ITIMER5	0xffffbb050-0xffffbb060	0x00000010
MAP3_SPI1	0xffffb2000-0xffffb2018	0x00000018	MAP3_ITIMER6	0xffffbb060-0xffffbb070	0x00000010
MAP3_I2C0	0xffffb3000-0xffffb306c	0x0000006c	MAP3_ITIMER7	0xffffbb070-0xffffbb080	0x00000010
MAP3_I2C1	0xffffb4000-0xffffb406c	0x0000006c	MAP3_ITIMER8	0xffffbb080-0xffffbb090	0x00000010
MAP3_I2C2	0xffffb5000-0xffffb506c	0x0000006c	MAP3_ITIMER9	0xffffbb090-0xffffbb0a0	0x00000010
MAP3_ADC	0xffffb6000-0xffffb6024	0x00000024	MAP3_ITIMER10	0xffffbb0a0-0xffffbb0b0	0x00000010
MAP3_UART0	0xffffb7000-0xffffb709c	0x0000009c	MAP3_ITIMER11	0xffffbb0b0-0xffffbb0c0	0x00000010
MAP3_UART1	0xffffb8000-0xffffb809c	0x0000009c	MAP3_ITIMER12	0xffffbb0c0-0xffffbb0d0	0x00000010
MAP3_HSC0	0xffffb9100-0xffffb9180	0x00000080	MAP3_ITIMER13	0xffffbb0d0-0xffffbb0e0	0x00000010
MAP3_HSC1	0xffffb9180-0xffffb9200	0x00000080	MAP3_TIMERS	0xffffbb000-0xffffbb15c	0x0000015c
MAP3_HSC2	0xffffb9200-0xffffb9280	0x00000080	MAP3_IOC	0xffffbc000-0xffffbc02c	0x0000002c
MAP3_HSC3	0xffffb9280-0xffffb9300	0x00000080	MAP3_FL_MEMCTL	0xffffbd000-0xffffbe000	0x00001000
MAP3_HSC4	0xffffb9300-0xffffb9380	0x00000080	MAP3_VIC	0xfffffc00-0xfffffe00	0x00000200
MAP3_HSC5	0xffffb9380-0xffffb9400	0x00000080	MAP3_EMB0	0xfff50000-0xfff50048	0x00000048
MAP3_INPUTS	0xffffb9000-0xffffb9400	0x00000400	MAP3_EMB1	0xfff51000-0xfff51048	0x00000048
MAP3_PLS0	0xffffba000-0xffffba080	0x00000080	MAP3_DDR_MEMCTL	0xfff52000-0xfff5208c	0x0000008c
MAP3_PLS1	0xffffba080-0xffffba100	0x00000080	MAP3_MMC	0xfff60000-0xfff60104	0x00000104
MAP3_PLS2	0xffffba100-0xffffba180	0x00000080	MAP3_LCD	0xfff70000-0xfff70ff8	0x00000ff8
MAP3_PLS3	0xffffba180-0xffffba200	0x00000080	MAP3_MAC	0xfff90000-0xfff900a4	0x000000a4
NOT USED	NOT USED	NOT USED	MAP3_BOOL_HELPER	0xffffa0000-0xffffa4000	0x00004000


ADONIS MPU Configuration at 0x000400B4

RG-NR	base_addr	region_end	region_size	region_access (XN=Execute Never, Read/Write, Type Extension, Cacheable, Bufferable)
B	FFF00000	100000000	1MB	XN=1 Privilege Mode: RW, user mode: RW, TEX: 0 Share: 0 C: 0 B: 1
A	7FF0000	8000000	64KB	XN=0 Privilege mode: RW, User mode: RW, TEX: 4 Share: 0 C: 0 B: 0
9	0	8000000	128MB	XN=0, Privilege mode: RW, User mode: RW, TEX: 4 Share: 0 C: 0 B: 1
8	80000000	84000000	64MB	XN=1, Privilege mode: RW, User mode: RW, TEX: 0 Share: 0 C: 0 B: 0
7	10030000	10040000	64KB	XN=0, Privilege mode: RW, User mode: RW, TEX: 4 Share: 0 C: 0 B: 0
6	10040000	10050000	64KB	XN=0, Privilege mode: RW, User mode: RW, TEX: 4 Share: 0 C: 0 B: 1
4	10010000	10014000	16KB	XN=0, Privilege mode: RW, User mode: RW, TEX: 4 Share: 0 C: 0 B: 0
3	10020000	10022000	8KB	XN=0, Privilege mode: RO, User mode: RO, TEX: 4 Share: 0 C: 0 B: 1

TEX: Type extension field, allows you to configure memory access type, for example strongly ordered, peripheral.

Siemens Firmware Boot Process

- ✦ **0x00040040**: Enable instruction cache and some system specific coprocessor register
- ✦ **0x000400B4**: Set up stack pointers for different execution modes.
- ✦ **0x000402A4**: Set up the Vectored Interrupt Controller (VIC)
- ✦ **0x000400B4**: Configure MPU via MPU coprocessor instructions.
- ✦ **0x000403E4**: Zero out the .bss section
- ✦ **0x00567698**: Set some IOC config and run ADONIS boot function



ADONIS Kernel

- ✦ ADONIS boot at 0x002E098C
- ✦ An array of initialization functions are called one by one.
 - ✦ OMS and XML serialize parser initialize here.
 - ✦ HTTP Handlers, MiniWeb.
- ✦ Setup management structures
 - ✦ LTRC Subsystem initialize here.
- ✦ Setup file system entries in .bss
- ✦ Threading is supported in the OS.
- ✦ Memory Management: chunks, malloc, free and techniques such as reference counting available.

ADONIS File System

Adonis FS
Devices

/dev

/root

/tmp

/pdcfs

- ✦ We identified four different file system devices
- ✦ FAT file system (and NTFS) is supported.
- ✦ Proprietary PDCFS (Power Down Consistency Files System)

Embedded Software Development Engineer
Siemens
Jul 2014 – Dec 2016 · 2 yrs 6 mos

Responsible for design and development of software for industrial automation product called PROFINET Driver. The driver, delivered as a source code, simplifies individual Profinet communications on a standard PC or embedded board.

- Platform Independent application
- Portable application
- C/C++ project
- Object Oriented Design
- Test Driven Development
- Google Test/Mock Framework
- Profinet
- TIA Portal
- Windows, Linux and Adonis OS
- Embedded SoC card (ASIC)

Intern
Siemens
May 2012 – Aug 2012 · 4 mos
Princeton, NJ

Identified and implemented critical features on FAT32 compliant proprietary filesystem (PDCFS) on Adonis and WinCE6.0.
Debugged and fixed filesystem bugs on these platforms.

ADONIS TCP/IP Stack

- ADONIS utilizes the InterNiche Technologies TCP/IP Stack v3.1
- IP, TCP, UDP, ARP, SNMP, NTP are supported.
- TCP/IP stack is already leaked via some OEM of the stack. Not all components are used in S7 PLCs.
- We were able to independently compile the leaked stack.

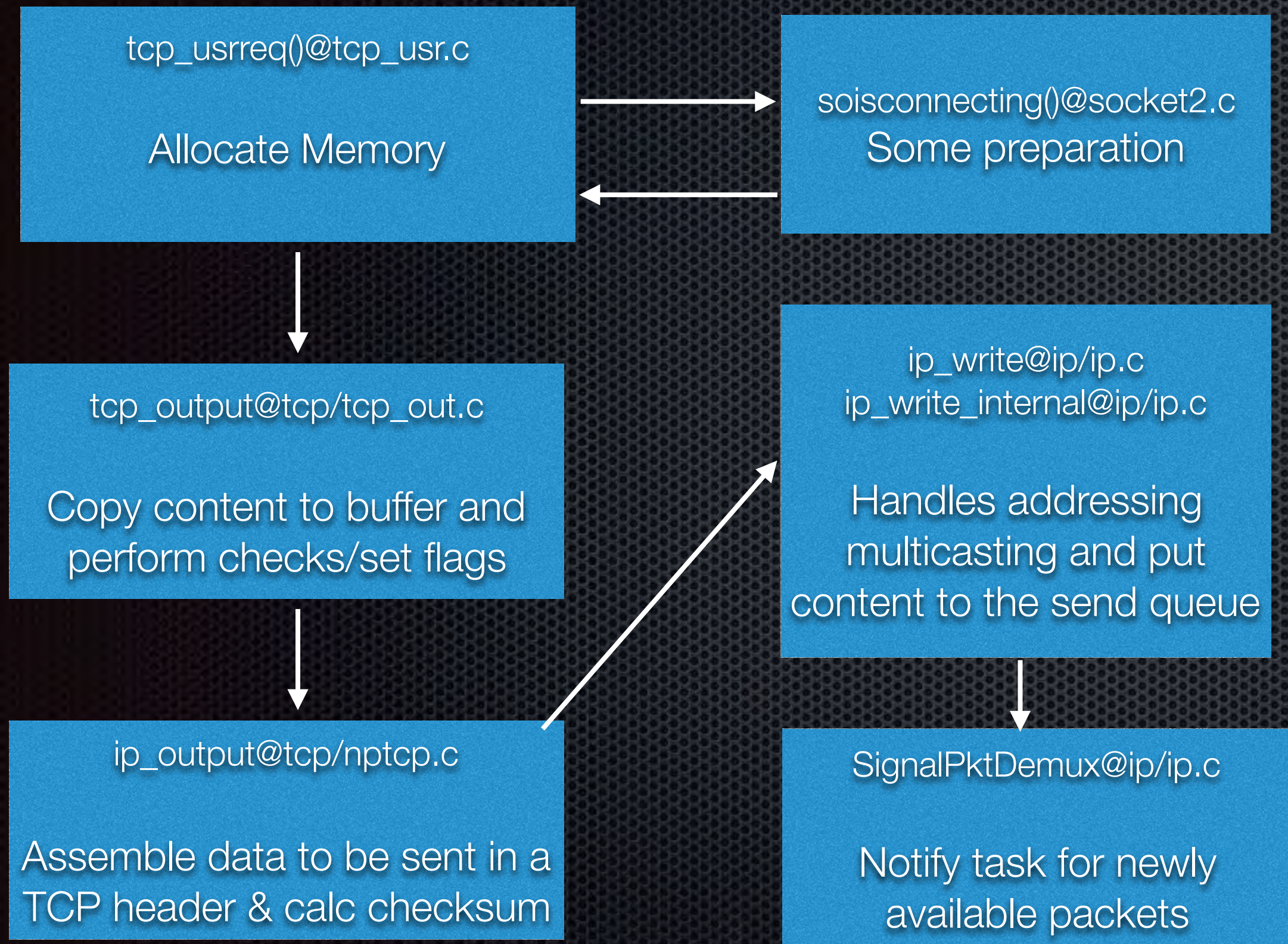
 tcp_usr.c	17 KB	C Source
 tcp_timr.h	6 KB	C Head...Source
 tcp_timr.c	13 KB	C Source
 tcp_subr.c	16 KB	C Source
 tcp_seq.h	3 KB	C Head...Source
 tcp_out.c	34 KB	C Source
 tcp_menu.c	7 KB	C Source
 tcp_in.c	67 KB	C Source
 tcp_fsm.h	5 KB	C Head...Source
 sselect.c	10 KB	C Source
 socket2.c	23 KB	C Source
 socket.c	35 KB	C Source
 sockcall.c	26 KB	C Source
 rawsock.c	13 KB	C Source
 protosw.h	10 KB	C Head...Source
 nptcp.c	43 KB	C Source

```
00004A C C:\\Sources\\fwf_update1\\s7p.comm\\TCIP\\src_iniche_core\\tcp\\tcp_usr.c
00004B C C:\\Sources\\fwf_update1\\s7p.comm\\TCIP\\src_iniche_core\\tcp\\tcp_subr.c
00004A C C:\\Sources\\fwf_update1\\s7p.comm\\TCIP\\src_iniche_core\\tcp\\tcp_out.c
000049 C C:\\Sources\\fwf_update1\\s7p.comm\\TCIP\\src_iniche_core\\tcp\\tcp_in.c
00004B C C:\\Sources\\fwf_update1\\s7p.comm\\TCIP\\src_iniche_core\\tcp\\sselect.c
00004A C C:\\Sources\\fwf_update1\\s7p.comm\\TCIP\\src_iniche_core\\tcp\\socket2.c
000049 C C:\\Sources\\fwf_update1\\s7p.comm\\TCIP\\src_iniche_core\\tcp\\socket.c
00004B C C:\\Sources\\fwf_update1\\s7p.comm\\TCIP\\src_iniche_core\\tcp\\sockcall.c
000048 C C:\\Sources\\fwf_update1\\s7p.comm\\TCIP\\src_iniche_core\\tcp\\nptcp.c
```

ADONIS TCP/IP Stack, InterNiche Technologies INET Module

- ✦ Several wrapper functions for socket creation, closing, binding and receiving in `iniche/tcp/sockall.c`.
- ✦ Based on functions on `tcip/tcp/socket.c` (`soclose`, `sobind`, `soreceive`)
- ✦ Handling Struct:
 - ✦ `struct protosw * so_proto; /* protocol handle */`
- ✦ In our version, the structs are defined in `tcip/tcp/protosw.h`
 - ✦ `int (*pr_usrreq) __P ((struct socket *, struct mbuf *, struct mbuf *));`

Example TCP Connect() Invocation in PLC



Symbol	Description
INICHE_tcp_proto SOCK_STREAM	The struct of type struct protosw as defined in tcp/tcp/protosw.h for the socket type SOCK_STREAM (tcp socket).
tcp_usrreq	The handler function for serving user requests for TCP sockets.
INICHE_tcp_proto SOCK_DGRAM	The struct of type struct protosw as defined in tcp/tcp/protosw.h for the socket type SOCK_DGRAM (udp socket).
udp_usrreq	The handler function for serving user requests for UDP sockets.

Firmware Update Process On S7 PLC

- ✦ Updates available via Webservice and SDCard (**24MB**, costs a whopping **~250 Euros!**)
- ✦ Siemens S7-1200 firmware (.upd) are compressed update structure, contains:
 - ✦ Constant size metadata (44 bytes)
 - ✦ Headers describing contents of the file
 - ✦ Contents of headers
 - ✦ Types seen so far: **BG_ABL**: descriptor, **FW_SIG**: firmware signature, **A00000**: Main update contents, **B00000**: metadata



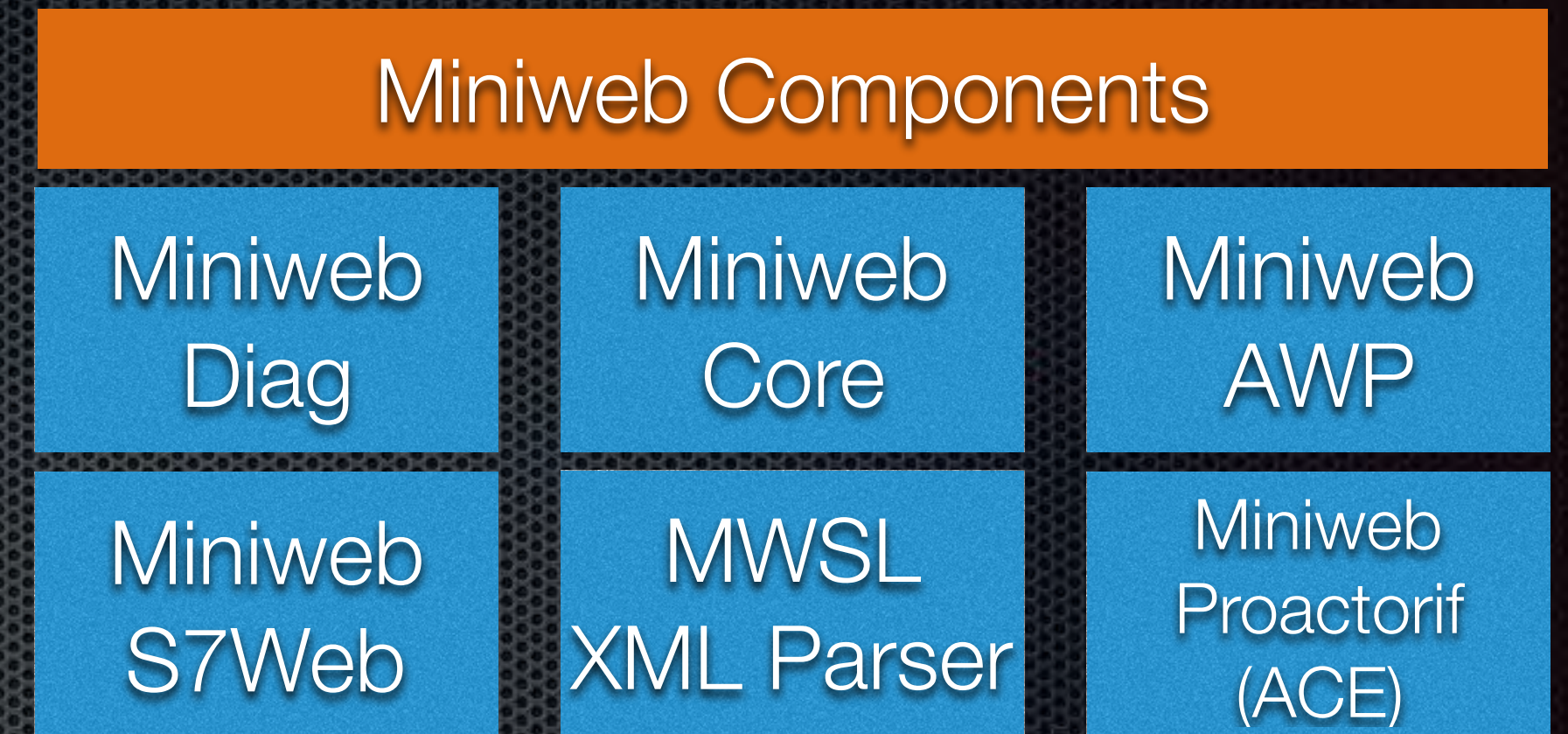
Decompressed Firmware Update File Structure

- Decompressing a `.upd` file results in the raw structure of the flash contents (has its own format)
- Actual firmware update occurs at `0x0059CAE0`.
 - Bootloader has its own update function, skipping signature verification (at `0x000137E8`).
- LZP3 decompress routine available at `0x00BCEAA8` of V04.02.01 firmware.
- Firmware signature is based on ECDSA signature over the SHA256 hash of compressed firmware contents.
- Public key available at `0x010D1EE8` of V04.02.01 firmware

Firmware Structure
Size 0x40

Offset	Name
00	Magic Header 0x5D1B4153
04	Entry Point 0x00040040
08	File offset of end of IRAM/Start FW contents , 0x00040040
0C	Unknown
10	Address of Firmware Section 0x00040000
14	Header Size (0x40) 0x00040000
18	(File offset end of IRAM/Start FW)-1 0x00040000
1C	Address of IRAM (0x10000000)
20	Version DWORD
??	Unknown
34	File offset or end of FW contents
...	Unknown
3C	CRC over header

MiniWeb, Siemens S7 PLCs Webserver



- ✦ Miniweb starts at 0x0063BE20 as a service in main firmware initialization routine of ADONIS
- ✦ HTTP login mechanism:
 - ✦ Initial checks are called from FormLogin routine and some undocumented HTTP request handler.
 - ✦ Actual password check happens at 0x007CCBA0.
- ✦ Miniweb seems like using jQuery version 1.11 which has some known XSS issues.
- ✦ Part of Miniweb code base used for Windows-based webserver from Siemens.

Undocumented HTTP Handlers

HTTP GET Request Handler	Description
/appapiappa/vvvvvvvvvv	version
/appapiappa/vvvvvvvvvv	version
/appapiappa/lililili	log in
/appapiappa/lololololo	log out
/appapiappa/cmcmcmcmcm	change CPU mode
/appapiappa/flflflflfl	flash LEDs
/appapiappa/gbpigbpigb	get station info as json (name, mac, mode)
/appapiappa/gmigmigmig	get module info (list): get name, serial, FW version, HW version, status
/appapiappa/galegalega	unknown
/appapiappa/galeldgale	get AS log entry
/appapiappa/gvigvigvig	unknown
/appapiappa/svsvsvsvsv	unknown

MiniWeb Scripting Language (MWSL)

```
<MWSL>
```

```
//MWSL code to be executed
```

```
WriteVar("CPULoad.Percent", "PROCESS", "%e");
```


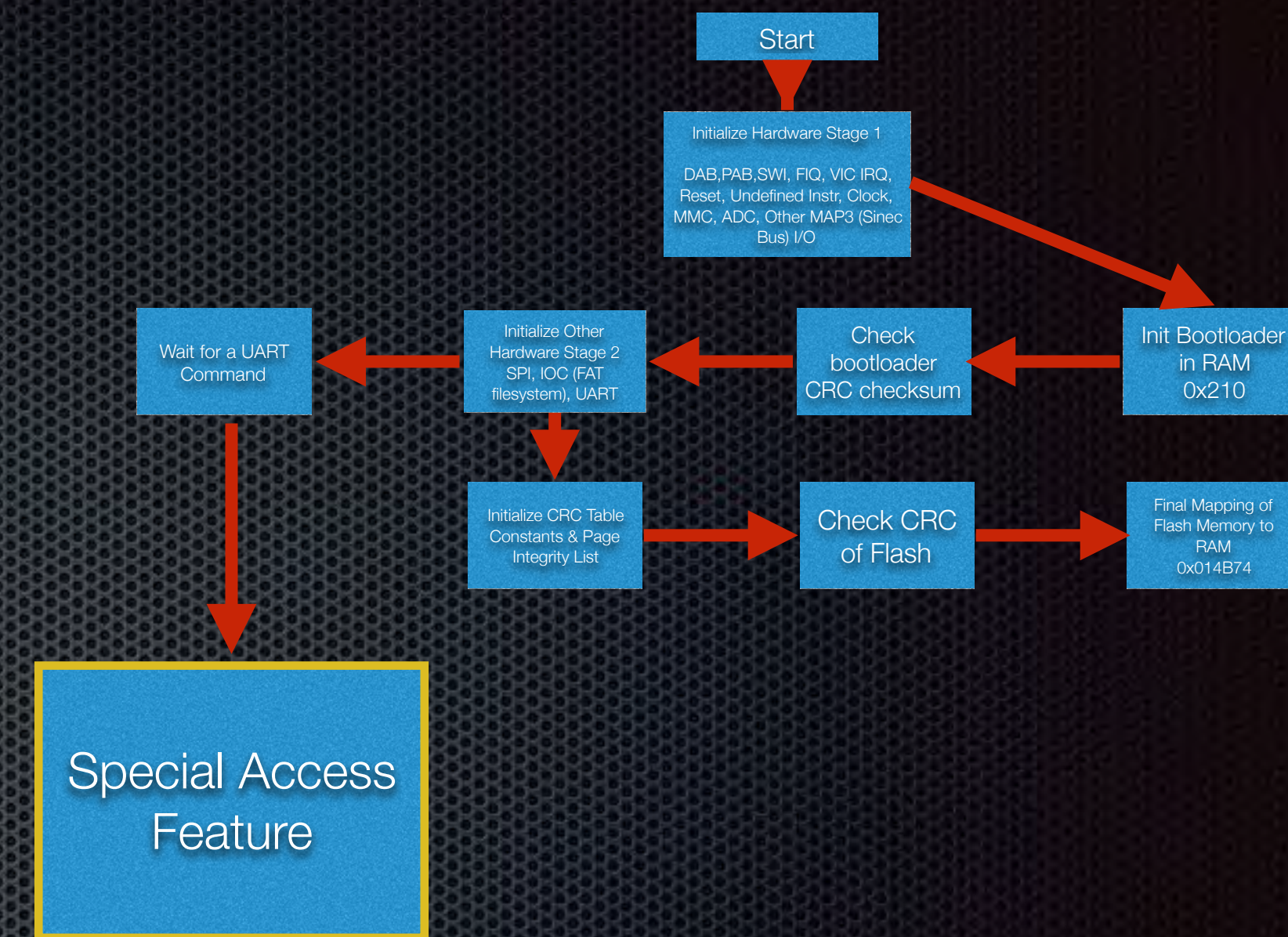
```
GetVar("var/systemClock", "PROCESS", "%d");
```

```
</MWSL>
```

- ✦ Users can create custom web pages using MWSL.
- ✦ MWSL is somewhat resembling PHP with JavaScript Syntax.
- ✦ Errors in MWSL functions result in error messages in output HTML (possible leakage)
- ✦ No output encoding apart from url encoding and decoding functions
 - ✦ Raises the risk of trivial XSS vulnerabilities.
 - ✦ `GetVar("var/modeOfOperation", "PROCESS", "%s")` supports arbitrary-length outputs.
- ✦ Compiled MWSL programs consist of a compiled handler function and nested templating chunk structs.

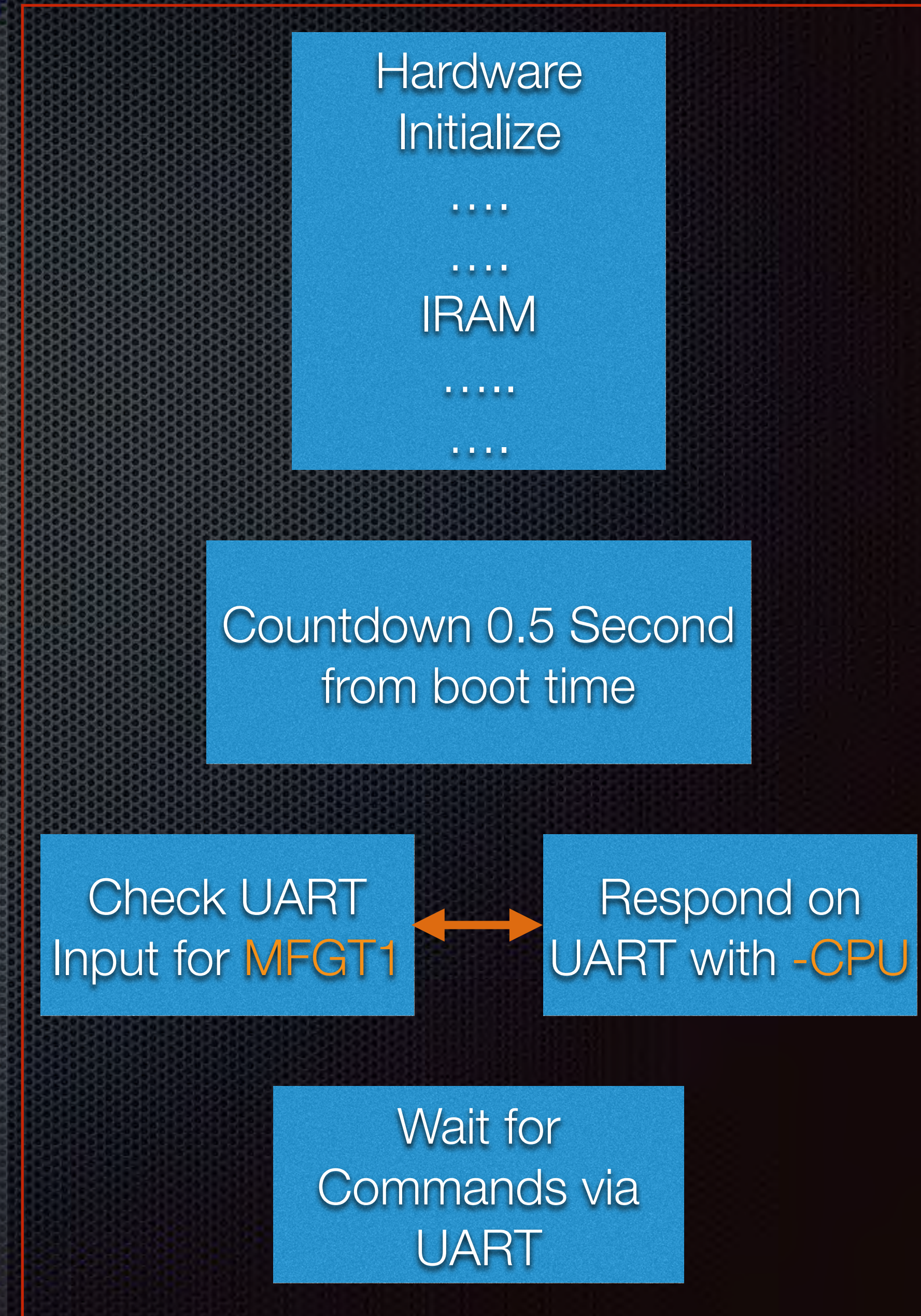
Special Access Feature

- ✦ A set of special functionalities within the PLC bootloader
 - ✦ Various diagnostics functions, Exposed via UART Access
 - ✦ UART port was previously documented*.
- ✦ There were other functionalities in it, which we did not investigate.



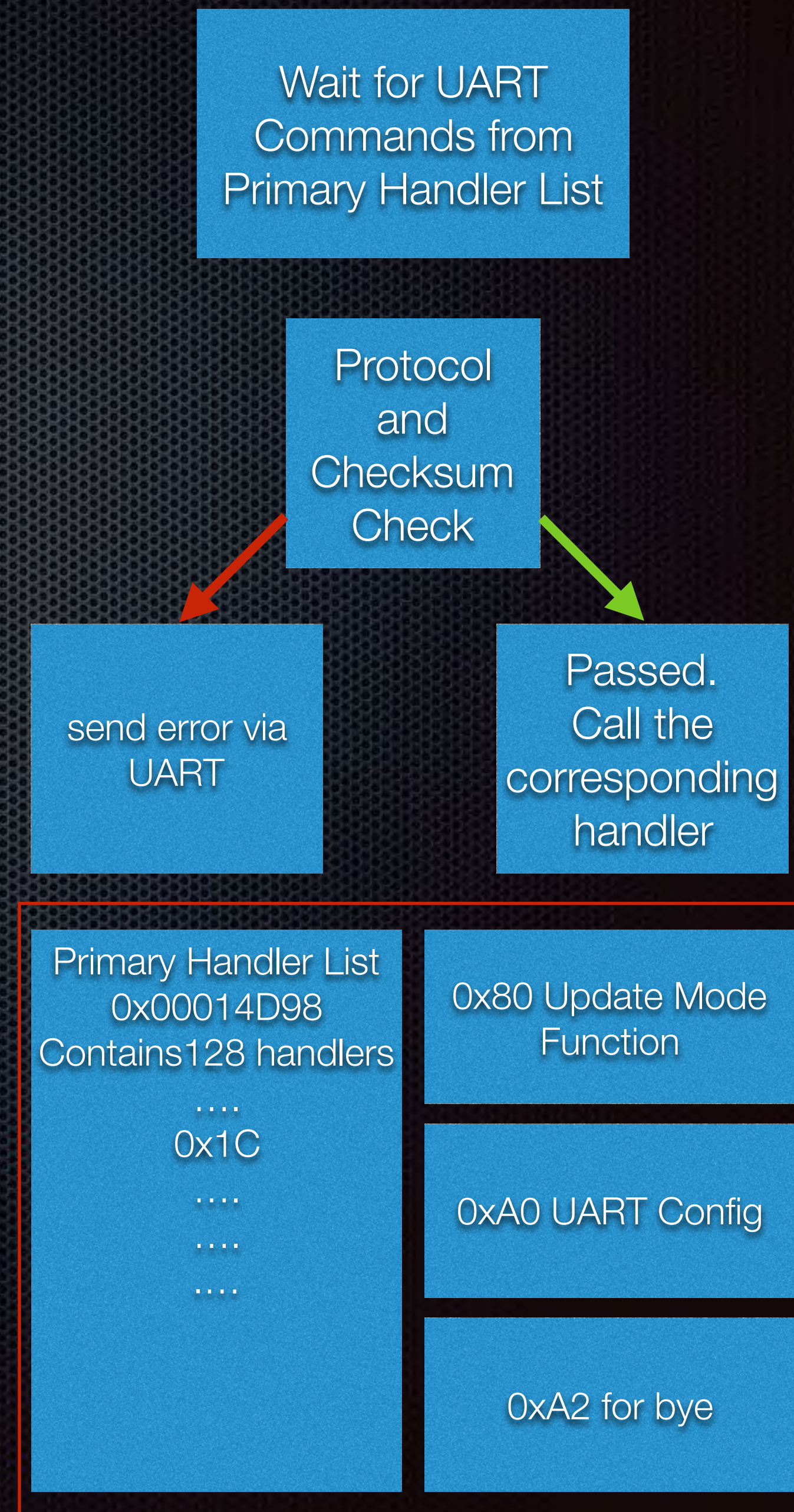
Special Access Feature

- ✦ Bootloader initializes the hardware
 - ✦ This includes copying some content from bootloader to IRAM.
- ✦ Only wait half a second from UART for :
 - ✦ **MFGT1** strings, possibly **Mit Freundlichen Grüßen** (German Greeting).
 - ✦ If PLC received “MFGT1” string it will acknowledge with **-CPU**
 - ✦ PLC now waits for Special Access Feature commands at 0xedf8.



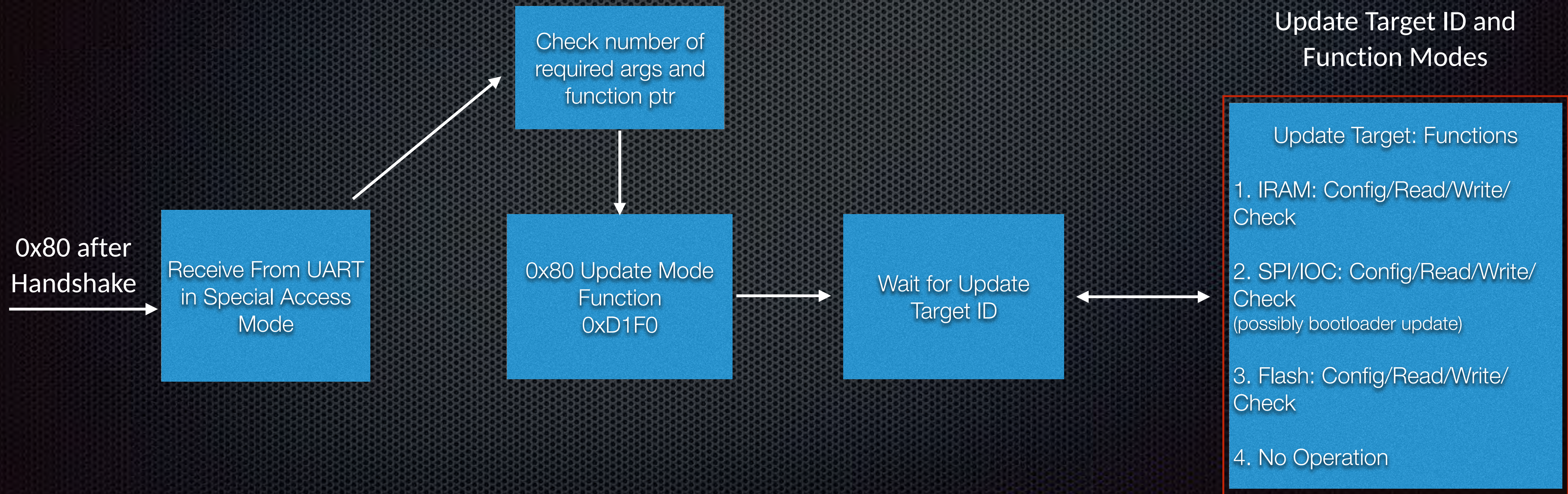
Primary Handlers After Handshake

Index	Input Length	Functionality
0	2	Get Version
1	2	Get firmware version
2	2	Check bootloader CRC
3	2	Check CRC flash part 2 (sectors 0 to 0x203), returns details on failure
4	2	Check IRAM (internal RAM) read/write
5	xx	Check TCM (Tightly Coupled Memory) read/write
6	3	Hardware tests for I2C, IOC, MAC
7	2	Some low level reset involving a temporary fiq handler
8	2	Some functionality related to I2C2
0c	6	Perform some read and crc calculation on flash memory, uses buf also used with ADC IOC
0d	2	Performs reads of static bootloader values and writes to some hardware mapped addresses
0e	3	Outputs some internal RAM values previously retrieved from static bootloader contents
11	2	Something related to MMC looping/checking
12	2	Some activation or waiting for I2C0
14	7	[!] Print (and seemingly update) current flash contents to(/from) UART.
16	2	Queries and returns some MMC bit.
17	2	Performs some lookup table based stuff in I2C1
18	3	Prepare reading flash update via UART to IRAM
19	>6	Read flash update via UART to IRAM
1a	2	[!] Commit flash update
1c	XX	We will talk about it later
30	XX	Query some CRC info about flash mode/part 2
31	7	[!] Performs an update of 8 bytes of flash number 2. This may be sending a length/crc pair
32	2	Check flash 2
..	xx	Prepares writes to EMBO (plus some more ops on state structs).



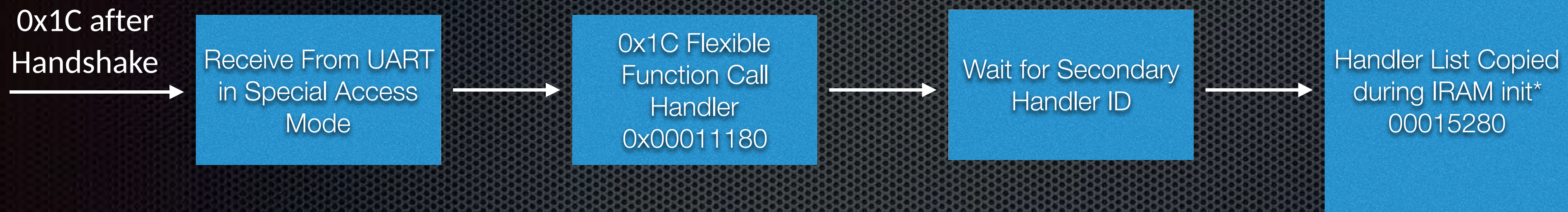
0x80 Handler, Update Mode Function

- **0x80** allows us to write to IRAM in Update Target 1 (IRAM)



0x1C Primary Handler

- This handler allows to call functions from a secondary list.

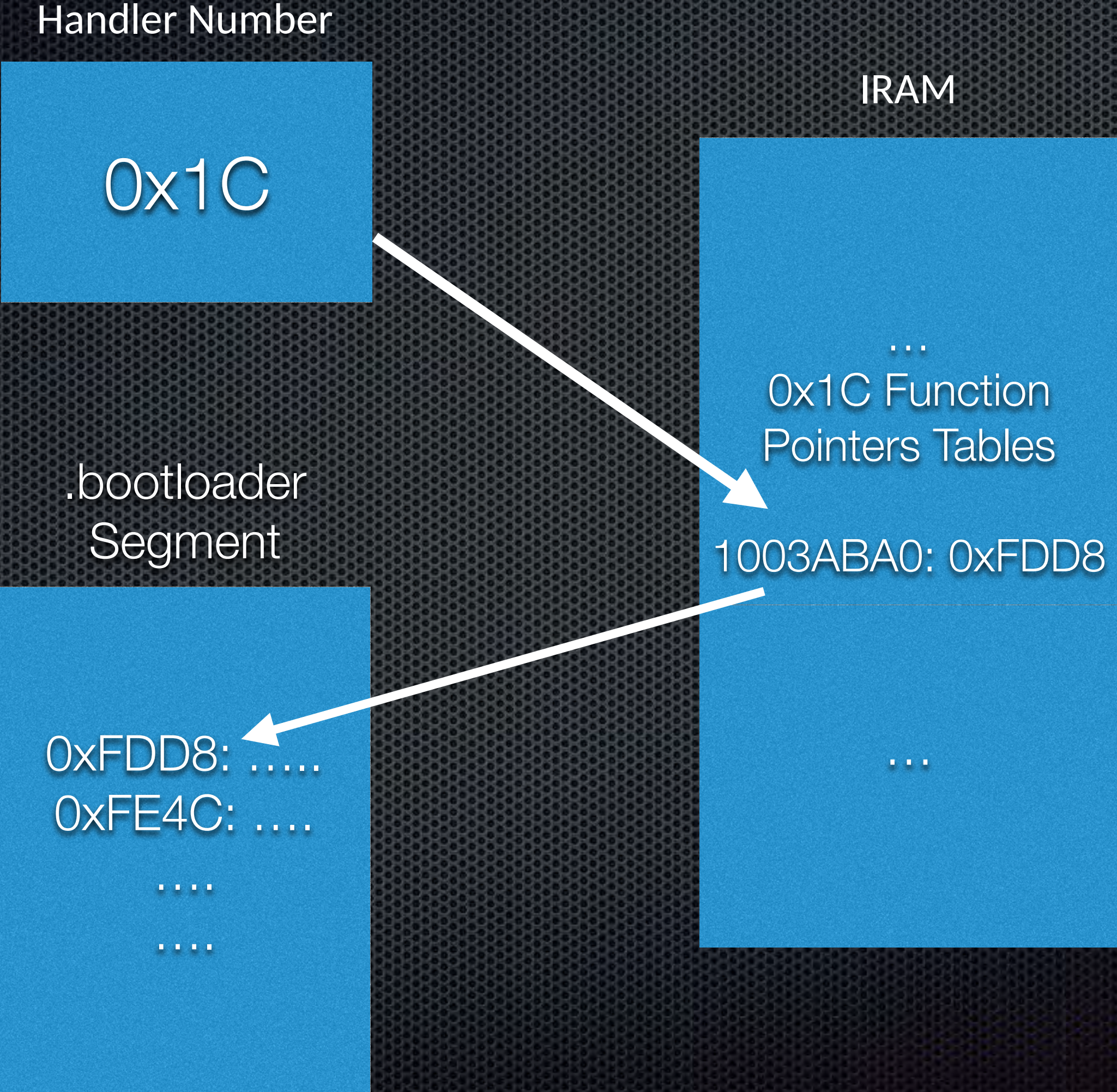


```
    ; bootloader:off_6E0to
bl_UART_add_hook_00_some_setup
0
bl_UART_add_hook_01_perform_flash_write_list
0
bl_UART_add_hook_02_some_fill_arg_list
0
bl_UART_add_hook_03_set_80568300
0
nullsub_152
0
bl_UART_add_hook_05_get_80280000_byte_2
0
bl_UART_add_hook_06_query_some_dw
0
bl_UART_add_hook_07_query_some_dw
0
bl_UART_add_hook_08_wipe_chosen_flash_offset
0
bl_UART_add_hook_09_read_some_chosen_second_byte
0
bl_UART_add_hook_0a_write_crc_or_metadata_word
0
bl_UART_add_hook_0b_count_actual_data_dwords
7
bl_UART_add_hook_0c_count_some_configure_or_erase
0
bl_UART_add_hook_0d_some_find_dword_occurrences
0
bl_UART_add_hook_0e_some_read_flash
0
nullsub_153
0
bl_UART_add_hook_10_write_flash_with_incr_values
0
bl_UART_add_hook_11_read_fw_flash
3
bl_UART_add_hook_12_call_count_flash_occurrences
3
bl_UART_add_hook_13_some_wipe_flash
3
bl_UART_add_hook_14_call_count_flash_occurrences
3
bl_UART_add_hook_15_some_do_flash_update
3
bl_UART_add_hook_16_some_do_multiple_flash_update
3
bl_UART_add_hook_17_call_count_flash_occurrences
3
bl_UART_add_hook_18_multi_flash_reads
0
bl_UART_add_hook_19_nullsub_154
0
bl_UART_add_hook_1a_nullsub_155
```

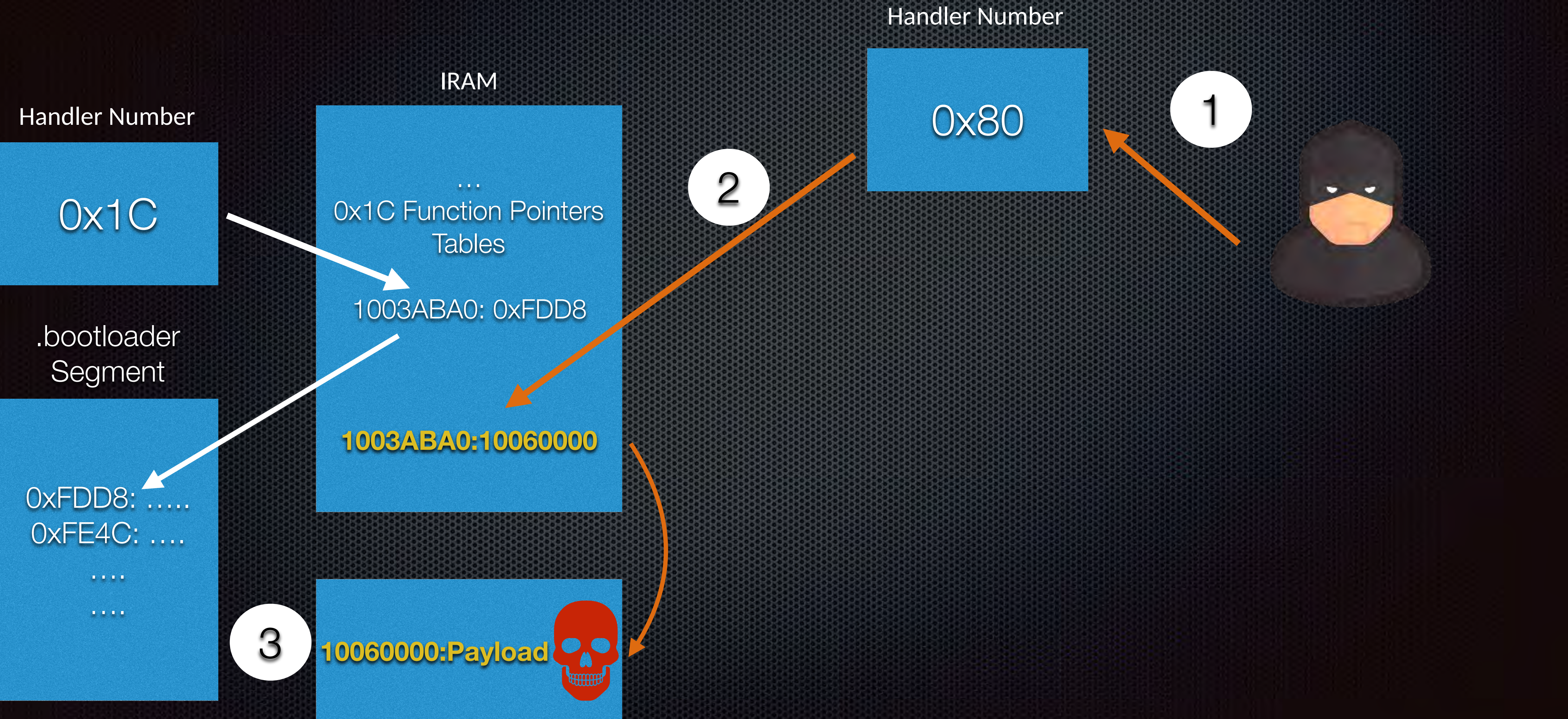
“Tobi, RCE Please!?”

–Ali Abbasi, A Guy Without UK Visa.

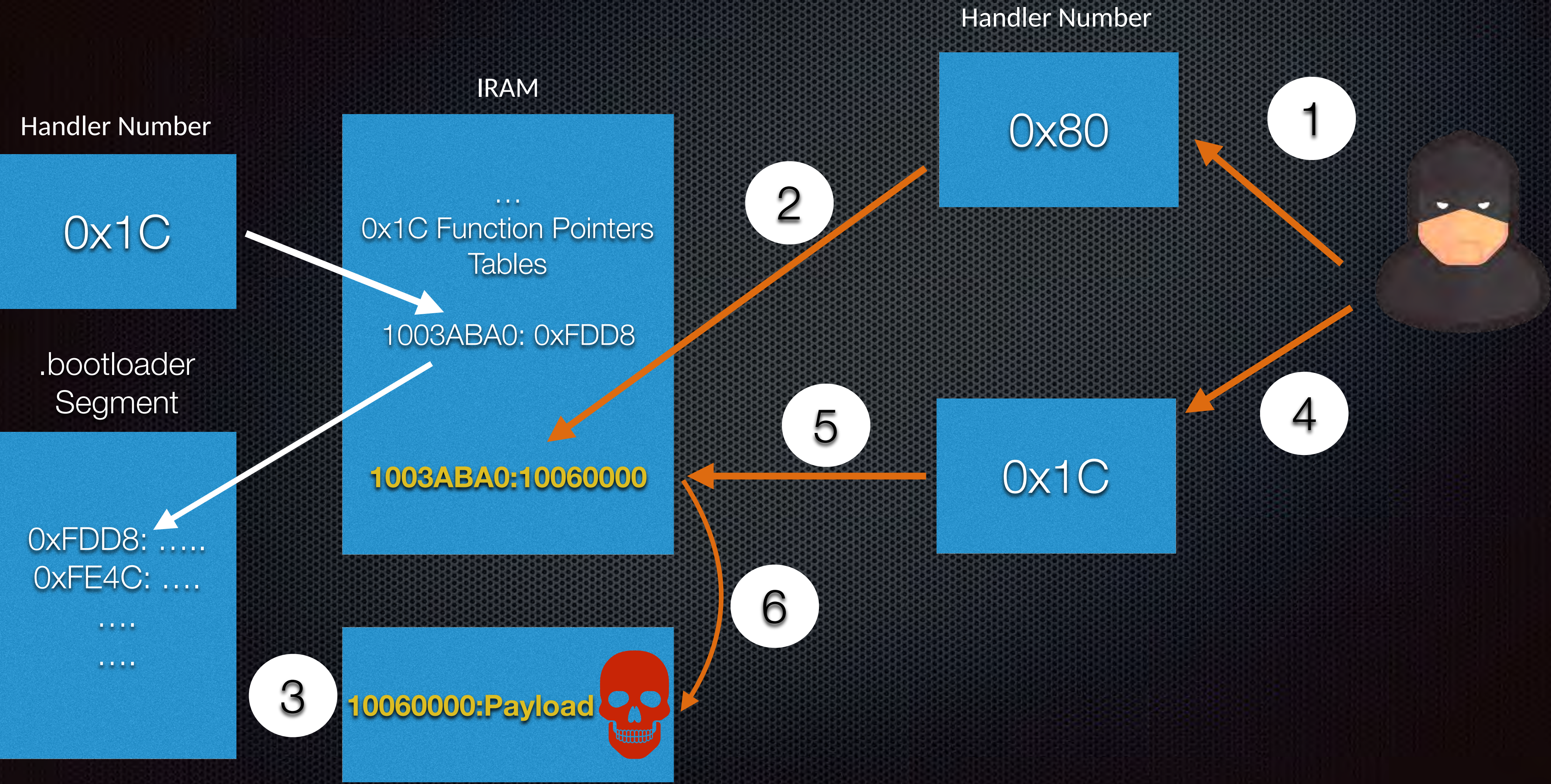
Siemens S7-1200 PLC Bootloader Arbitrary Code Execution



Siemens S7-1200 PLC Bootloader Arbitrary Code Execution



Siemens S7-1200 PLC Bootloader Arbitrary Code Execution



Siemens S7-1200 PLC Bootloader Arbitrary Code Execution

- ✦ Chaining everything together.
- ✦ Use 0x80 to write stager payload to the IRAM (update target 1, mode 3)
- ✦ Use 0x80 to add an additional item to handler list of 0x1C , pointing to our Stager payload.
- ✦ Now call 0x1C and....



Stager Payload

- ✦ Using Special Access only allows write to IRAM
- ✦ The write primitive is slow and error prone.
- ✦ During Special Access mode we are in privilege mode.
- ✦ Stager payload upgrades this to an arbitrary read/write primitive of the entire PLC memory
- ✦ We use this to inject arbitrary payloads.

```
send_ack:
    \ Acknowledge transmission
    jbr r2, fn_UART_send

    \ len=0? -> end of transmission
    cmp r0, #0
    bne s_end

    \ len==0x1f? -> error
    cmp r0, #0x1f
    bne s_err

    \ Update the cursor in any case, we will figure out if we need to bail
    add r10, r10, r0
    mov r0, r10
    dj receive_chunk

    \ Use r8 as stop flag
    mov r10, r11
    \ Use r10 as cursor register
    ldr r11, [r0, #1]
    \ Save buffer base to r11
    \ We use the first 4 bytes of the argument as an address (args start at offset 4)
    stp r2, [r11]
    eor r2, r2, r2
    STMPD SP, {R0-R12, LR}
    .syntax unified
    _start:
```

DEMO Time

One does not simply

**Expect
the live demo to actually work**

Conclusions and Future Works

- ✦ Programmable Logic Controllers are becoming more and more complex.
 - ✦ Built-in complexities such as the MWSL implementation can lead to security issues.
- ✦ Vendors upped their game by introducing certain hardening to their devices.
 - ✦ We observed other PLCs which had with similar legacy access features, but they did not have security features.
- ✦ We should push vendors to remove legacy access features which undermine their security ecosystem.
- ✦ At the same time, vendors should rethink the security via obscurity mindset when considering IP protection approaches.
- ✦ There are a lot of things to be done to make PLCs safer.

Special Thanks To

- ✦ Thomas Weber, Sec-Consult
- ✦ Alexandre Gazet, Airbus Cyber Security
- ✦ Marina Krotofil, BASF
- ✦ Lucian Cojocar from VU Amsterdam
- ✦ Nikita Golovliov, TU Eindhoven

“Everything That Has A Beginning Has An End”

The Matrix Revolutions

Looking for more technical details? Attend our talk in:
Chaos Communication Congress (36C3), Leipzig, Germany
SCADA Security Scientific Symposium (S4) in Miami USA



bl4ckic3

ali@ali.re



ScepticCtf

tobias.scharnowski@rub.de



ThorstenHolz

thorsten.holz@rub.de